


OILERS™

FOOTBALL





Scoring Records

Year-By-Year Scoring Leaders


YEAR	PLAYER	TD	PAT	FG	PTS
2023	Brian Bartholomew	0	36-36	14-16	78
2022	Austin Snyder	0	38-38	15-20	83
2021	Austin Snyder	0	43-46	11-13	76
2021 (sp)	Austin Snyder	0	24-27	5-7	39
2020	Season moved to spring of '21 due to COVID-19 pandemic				
2019	Nate Slagel	13	0-0	0-0	78
2018	Brian Benson	16	0-0	0-0	96
2017	Daouda Sylla	19	0-0	0-0	114
2016	Jason Moore	15	0-0	0-0	90
2015	Tyler Bugeja	0	50-50	7-12	71
2014	Tyler Bugeja	1	42-46	14-15	90
2013	Daiquone Ford	24	0-0	0-0	144
2012	Monterae Williams	21	0-0	0-0	126
2011	Monterae Williams	19	0-0	0-0	114
2010	Cameron Stevens	0	15-15	10-12	45
2009	Cameron Stevens	0	27-28	14-17	69
2008	Cameron Stevens	0	24-25	12-17	60
2007	Joel McDaniel	8	2	0-0	50
2006	Zac Zimmerman	0	8-10	7-12	29
2005	Roland Hamilton	0	26-26	10-17	56
2004	Michael Simpson	19	0-0	0-0	114
2003	Jeff Pax	0	21-24	10-13	51
2002	Robert Campbell	16	0-0	0-0	98
2001	Mark Inkrott	8	0-0	0-0	48
2000	Mark Inkrott	5	1-1	0-0	32
1999	Darrell Ramsey	9	0-0	0-0	54
1998	Eric Chinn	12	0-0	0-0	72
1997	Chris Jaquillard	18	1-1	0-0	110
1996	Bo Hurley	13	1-1	0-0	80
1995	Troy Pearson	16	0-0	0-0	96
1994	Bo Hurley	10	1-1	0-0	62
1993	Jermaine Ward	17	0-0	0-0	102
1992	Jermaine Ward	12	0-0	0-0	72
1991	Nathan Sprunger	7	0-0	0-0	42
1990	Jamie Horn	10	0-0	0-0	60
1989	Doug Brown	15	0-0	0-0	90
1988	Jamie Horn	8	3-3	0-0	54
1987	Jamie Horn	10	2-2	0-0	64
1986	Dana Wright	14	0-0	0-0	84
1985	Dana Wright	16	6-6	0-0	108
1984	Dana Wright	11	0-0	0-0	66
1983	Roger Darr	11	0-0	0-0	66
1982	Doug Orians	9	0-0	0-0	54
1981	Kris Alge	17	0-0	0-0	102
1980	Nelson Bolden	15	0-0	0-0	90
1979	Nelson Bolden	23	0-0	0-0	138
1978	Nelson Bolden	14	0-0	0-0	84
1977	Nelson Bolden	11	0-0	0-0	66
1976	Randy Farabee	12	0-0	0-0	72
1975	Keith Smith	5	0-0	0-0	30
1974	Jeff Huffman	3	0-0	0-0	18
1973	Rick Phillips	3	1-1	0-0	20
1972	Steve Blackburn	8	0-0	0-0	48
1971	Bill Wilson	10	0-0	0-0	60
1970	Steve Traucht	7	0-0	0-0	42
1969	Moe Jacobs	3	1-1	0-0	20
1968	Steve Traucht	8	0-0	0-0	48
1967	Moe Jacobs	6	0-0	0-0	36
1966	Moe Jacobs	6	0-0	0-0	36
1965	Allen Smith	24	1-1	0-0	146
1964	Allen Smith	17	0-0	0-0	102
1963	Odell Barry	17	1-1	0-0	104
1962	Allen Smith	7	2-2	0-0	46
1961	Ted Leneard	8	5-5	0-0	58
1960	G. Howard	2	1-1	0-0	14



Bo Hurley



Cameron Stevens



Nelson Bolden

Team Scoring

Most Points	Game: 97 vs. Holbrook, 1934
Season: 578 (2017)	
Most Touchdowns	Game: 15 vs. Holbrook, 1934
Season: 81 (1997)	
80 (2017)	
Most Points Allowed	Game: 151 vs. Bowling Green, 1921 - national record
Season: 409 (2015)	
Fewest Points Allowed	Season: 61 (1925)
(8 Games): 25 (1946)	
(9 Games): 61 (1925, 1978)	
(10 Games): 61 (1964)	
(11 Games): 81 (1926)	
(12 Games): 83 (1978)	
(13 Games): 114 (1995)	
Most Touchdowns Allowed	Game: 22 vs. Bowling Green, 1921
Fewest Touchdowns Allowed	Season: 4 (1946) - 1st in the nation

- CAREER FIELD GOALS**
1. Cameron Stevens (2007-10) 44
 2. Tyler Bugeja (2014-16) 34
 3. Austin Snyder (2021--) 31
 4. Steve Trout (1969-72) 18
 5. Greg Phillip (1976-79) 18
 6. Jeff Pax (2002-05) 16

- FIELD GOALS - SEASON**
1. Austin Snyder (2022) 15
 2. Cameron Stevens (2009) 14
 - Tyler Bugeja (2014) 14
 - Brian Bartholomew (2023) 14
 5. Tyler Bugeja (2016) 13
 6. Cameron Stevens (2008) 12
 7. Austin Snyder (2021 Fall) 11

Individual Field Goals

Most Field Goals Made	Game: 5 by Steve Trout vs Defiance, 1971
Season: 15 by Austin Snyder, 2022	
Career: 44 by Cameron Stevens, 2007-10	
Longest Field Goal Made	53 yards by Steve Trout vs. Wilmington, 1969
51 yards by Austin Snyder vs. #8 Shepherd, 2021 (1st Rd of NCAA Playoffs)	

Individual Extra Points

Most Extra Points Made	Game: 10 by Steve Trout vs. Grand Valley, 1971
10 by Robert Strickler vs. Bluffton, 1984	
10 by Mark Barnes vs. Lindenwood, 1994	
10 by Bret Bahn vs. St. Xavier, 1997	
10 by Grant Loveridge vs. Lake Erie, 2018	
Season: 61 by Tom Sellers, 1995	
Career: 138 by Robert Strickler, 1984-87	
Most Extra Points Attempted	Game: 10 by Steve Trout vs. Grand Valley, 1971
10 by Robert Strickler vs Bluffton, 1984	
10 by Mark Barnes vs. Lindenwood, 1994	
10 by Bret Bahn vs. St. Xavier, 1997	
Season: 64 by Bret Bahn, 1997	
Career: 153 by Robert Strickler, 1984-87	
Most Consecutive Extra Points Made	62 by Tyler Bugeja, 2014-15

CAREER TOUCHDOWNS

1. Nelson Bolden (1977-80) 62
2. Monterae Williams (2009-12) 50
3. Allen Smith (1962-65) 48
4. Bo Hurley (1994-97) 46
5. Jamie Horn (1987-90) 40

TOP SCORERS - CAREER

1. Nelson Bolden (1977-80) 378
2. Monterae Williams (2009-12) 300
3. Allen Smith (1962-65) 294
4. Bo Hurley (1994-97) 282
5. Jamie Horn (1987-90) 262

SEASON TOUCHDOWNS

1. Daiquone Ford (2013) 24
1. Allen Smith (1964) 24
3. Nelson Bolden (1979) 23
4. Monterae Williams (2012) 21
5. Michael Simpson (2004) 19
5. Monterae Williams (2011) 19
5. Daouda Sylla (2017) 19

TOP SCORERS - SEASON

1. Allen Smith (1965) 146
2. Daiquone Ford (2013) 144
3. Nelson Bolden (1979) 133
4. Monterae Williams (2012) 126
5. Michael Simpson (2004) 114
5. Monterae Williams (2011) 114
5. Daouda Sylla (2017) 114

Rushing Records



Montrae Williams



Daiquone Ford

TOP RUSHERS - SEASON

1. Dana Wright (1985)	1,824
2. Daiquone Ford (2013)	1,789
3. Michael Simpson (2004)	1,659
4. Robert Campbell (2002)	1,564
5. Daouda Sylla (2017)	1,554

CAREER RUSHING LEADERS

1. Montrae Williams (2009-12)	4,660
2. Nelson Bolden (1977-80)	4,009
3. Brian Benson (2018-23)	3,423
4. Daiquone Ford (2012-2015)	3,420
5. Jamie Horn (1987-90)	3,379

RUSHING ATTEMPTS - SEASON

1. Robert Campbell (2002)	340
2. Nelson Bolden (1979)	322
3. Daiquone Ford (2013)	315
4. Michael Simpson (2004)	292
5. Montrae Williams (2012)	268

CAREER RUSHING ATTEMPTS

1. Montrae Williams (2009-12)	980
2. Nelson Bolden (1977-80)	958
3. Robert Campbell (2000-03)	750
4. Daiquone Ford (2012-2015)	680
5. Jamie Horn (1987-90)	659

Individual Rushing

Most Rushes

Game: 45 by Derek Lynch, UNC-Pembroke 9/11/2021
 Season: 340 by Robert Campbell, 2002
 Career: 980 by Montrae Williams, 2009-12

Most Rushing Yards

Game: 317 by Daiquone Ford vs. Lake Erie, 2013
 Season: 1,824 by Dana Wright, 1985
 Career: 4,660 by Montrae Williams, 2009-12


Highest Average Per Rush

Season: 8.2 by Dana Wright, 1985
 Career: 6.9 by Dana Wright, 1984-86

Most Touchdowns Rushing

Game: 7 by Allen Smith vs. St. Joseph's, 1965
 Season: 24 by Allen Smith, 1965
 24 by Daiquone Ford, 2013

Career: 62 by Nelson Bolden, 1977-80
Longest Rush From Scrimmage
 96 yards by Ken Agee vs. Manchester, 1981 (TD)



Odell Barry

Team Rushing

Most Rushes

Game: 81 vs. Anderson, 1977
 Season: 787 (1992)

Fewest Rushes

Game: 20 vs. Ashland, 1998
 Season: 401 (1967)

Most Yards Gained

Game: 611 vs. Urbana, 1989
 Season: 4,163 (1997)

Fewest Yards Allowed

Game: -66 vs. Mercyhurst, 2003
 Season: 674 (1995)

Most Yards Allowed

Game: 590 vs. Bowling Green, 1921
 Season: 2,368 (1974)



Dana Wright



Robert Campbell

Year-By-Year Rushing Leaders

YEAR	PLAYER	GP	ATT	YDS	AVG
2023	Brian Benson	10	137	713	5.2
2022	Garret Clark	11	185	925	5.5
2021	Derek Lynch	11	116	680	5.9
2021 (sp)	Brian Benson	6	69	364	5.3
2020	Season moved to spring of '21 due to COVID-19 pandemic				
2019	Brian Benson	9	150	889	5.9
2018	Brian Benson	9	130	974	7.4
2017	Daouda Sylla	12	243	1,554	6.4
2016	Chauncey Bridges	11	218	1,229	5.6
2015	Daiquone Ford	11	177	871	4.9
2014	Chauncey Bridges	10	119	643	5.4
2013	Daiquone Ford	10	315	1,789	5.7
2012	Montrae Williams	10	268	1,348	5.0
2011	Montrae Williams	11	247	1,268	5.1
2010	Montrae Williams	11	243	1,107	4.6
2009	Montrae Williams	11	222	937	4.2
2008	Melvin Jackson	10	164	661	4.0
2007	Joel McDaniel	11	208	1,062	5.1
2006	Melvin Jackson	11	119	504	4.2
2005	Joel McDaniel	11	88	568	6.5
2004	Michael Simpson	11	292	1,659	5.7
2003	Kevin Crooks	11	126	515	4.1
2002	Robert Campbell	11	340	1,564	4.6
2001	Robert Campbell	11	197	776	3.9
2000	Robert Campbell	9	83	283	3.4
1999	Laflore Walker	10	110	399	3.6
1998	Jamie Smiddy	10	151	792	5.2
1997	Chris Jaquillard	14	202	1,221	6.0
1996	Troy Pearson	13	178	965	5.4
1995	Robert Shelton	13	202	1,115	5.5
1994	Milan Smith	10	158	1,135	7.2
1993	Jermaine Ward	11	205	1,041	5.1
1992	Nathan Sprunger	13	170	1,028	6.0
1991	Nathan Sprunger	12	179	905	5.1
1990	Jamie Horn	10	163	834	5.1
1989	Doug Brown	10	180	1,153	6.4
1988	Jamie Horn	9	186	902	4.8
1987	Jamie Horn	9	149	767	5.1
1986	Dana Wright	9	180	896	5.0
1985	Dana Wright	11	226	1,824	8.1
1984	Lawrence Coleman	9	176	1,016	5.8
1983	Lawrence Coleman	10	167	928	5.6
1982	Lawrence Coleman	9	120	746	6.2
1981	Ken Agee	9	229	1,353	5.9
1980	Nelson Bolden	9	235	1,079	4.6
1979	Nelson Bolden	12	322	1,351	4.2
1978	Nelson Bolden	12	266	1,091	4.1
1977	Nate Phillips	9	167	731	4.4
1976	Randy Farabee	9	168	876	5.2
1975	Keith Smith	9	113	560	5.0
1974	Keith Smith	10	144	624	4.3
1973	Keith Smith	8	99	396	4.0
1972	Steve Blackburn	9	228	1,005	4.4
1971	Bill Wilson	10	227	1,055	4.6
1970	Steve Traucht	9	198	709	3.6
1969	Ted Miller	10	178	502	2.8
1968	Steve Traucht	10	179	803	4.5
	Ted Miller	10	166	803	4.8
1967	Ken Schiele	8	131	593	4.5
1966	Moe Jacobs	9	155	613	4.0
1965	Allen Smith	9	207	1,240	6.0
1964	Allen Smith	11	154	1,070	6.9
1963	Odell Barry	10	171	1,161	6.8
1962	Allen Smith	9	142	683	4.8
1961	Odell Barry	10	144	850	5.9
1960	Ken Thobe	9	62	302	4.9



Passing Records

Year-By-Year Passing Leaders

YEAR	PLAYER	GP	COMP-ATT	YDS	TD
2023	Alec Bornhorst	11	198-312	2,268	17
2022	Jeremy Hunt	11	134-248	1,724	6
2021	Matt Winzeler	12	206-357	2,757	22
2021 (Sp)	Matt Winzeler	6	89-161	1,033	11
2020	Season moved to spring of '21 due to COVID-19 pandemic				
2019	Matt Winzeler	11	197-347	2,577	27
2018	Adam Bertke	10	117-193	1,582	15
2017	Rhys Gervais	11	194-299	2,538	22
2016	Rhys Gervais	11	236-378	2,835	27
2015	Rhys Gervais	11	228-362	3,353	33
2014	Verlon Reed	11	210-357	2,712	22
2013	Verlon Reed	11	128-190	1,791	11
2012	Clay Belton	10	181-311	2,329	15
2011	Clay Belton	11	175-315	2,039	13
2010	Zach Tate	8	82-151	867	4
2009	Andrew Beam	11	171-298	2,179	14
2008	Anthony Lanzara	9	155-293	1,568	6
2007	Jonathan Bell	11	64-125	577	2
2006	Mike Leach	10	108-186	1,165	2
2005	Mike Leach	10	111-206	1,276	8
2004	Kevin Crooks	11	160-274	1,590	11
2003	Kevin Crooks	11	153-256	1,651	10
2002	Jeff Fraser	11	151-257	1,853	13
2001	Jeff Fraser	10	136-236	1,600	11
2000	Bryan Hieber	10	178-312	1,891	12
1999	Bryan Hieber	10	122-222	1,475	10
1998	Trevin Sears	10	120-233	1,635	17
1997	Bo Hurley	14	150-259	2,133	26
1996	Bo Hurley	13	91-164	1,241	17
1995	Bo Hurley	10	40-79	549	5
1994	Bo Hurley	10	56-106	908	9
1993	Scott Garlock	11	82-147	1,265	14
1992	DeMya Wimberly	13	59-115	991	12
1991	DeMya Wimberly	12	81-145	936	4
1990	DeMya Wimberly	9	65-146	836	6
1989	DeMya Wimberly	9	43-87	667	8
1988	Greg Steinecker	7	36-76	421	3
1987	Ken DePriest	9	71-144	924	7
1986	Ken DePriest	9	115-218	1,695	11
1985	Kris Alge	11	80-137	1,204	16
1984	Kris Alge	9	64-108	970	6
1983	Ken DePriest	10	73-129	1,048	8
1982	Doug Coate	9	50-85	761	10
1981	Doug Coate	9	35-75	557	6
1980	Greg Brown	9	37-91	552	2
1979	Paul Trina	11	69-142	1,171	18
1978	Paul Trina	12	94-162	1,123	15
1977	Paul Trina	9	52-111	767	10
1976	Gene Fernandez	9	33-88	455	6
1975	Gene Fernandez	9	33-88	321	2
1974	Rusty Preston	9	52-115	717	2
1973	Rusty Preston	10	56-135	929	6
1972	Rusty Preston	9	45-93	586	8
1971	Tim O'Malley	10	37-75	400	4
1970	Jan Samuels	9	19-45	285	3
1969	Jan Samuels	10	38-98	388	3
1968	Tim O'Malley	10	35-94	528	6
1967	Jan Samuels	8	29-60	501	5
1966	Harry Culler	9	33-84	428	3
1965	Harry Culler	9	27-58	449	4
1964	Harry Culler	11	24-68	503	8
1963	Martin Terry	10	45-101	698	7
1962	William Tippie	9	61-154	793	4
1961	William Tippie	10	85-207	1,191	14
1960	Jerry Harbough	9	22-47	254	2



Rhys Gervais



DeMya Wimberly



Andrew Beam

Individual Passing

Most Passes Attempted

Game: 59 by Rhys Gervais vs. Ohio Dominican, 2016
 Season: 378 by Rhys Gervais, 2016
 Career: 1,151 by Rhys Gervais, 2015-2018

Most Passes Completed

Game: 37 by Rhys Gervais vs. Assumption, 2017
 Season: 236 by Rhys Gervais, 2016
 Career: 730 by Rhys Gervais, 2015-2018

Highest Percentage Of Passes Completed

Season: 67.4% by Verlon Reed, 2013
 Career: 63.4% by Rhys Gervais, 2015-2018

Most Passing Yards

Game: 507 by Rhys Gervais vs. Tiffin, 2015
 Season: 3,353 by Rhys Gervais, 2014
 Career: 9,601 by Rhys Gervais, 2015-2018

Most Touchdown Passes

Game: 5 by Rhys Gervais vs. Lake Erie, 2016
 5 by Rhys Gervais vs. Tiffin, 2015
 5 by Rhys Gervais vs. N. Michigan, 2015
 5 by Bo Hurley vs. Taylor, 1997

Season: 33 by Rhys Gervais, 2015
 Career: 86 by Rhys Gervais, 2015-2018

Most Passes Intercepted

Game: 5 by Clay Belton vs. Ashland, 10/29/11
 5 by Rhys Gervais vs. Ohio Dominican, 2016
 Season: 15 by Rusty Preston, 1974
 Career: 42 by Rusty Preston, 1971-74

Longest Pass Play

86 yards by Bo Hurley to Darrell Ramsey vs. Iowa Wesleyan, 1997 (TD)



Kevin Crooks

Team Passing Offense

Most Attempts

Game: 59 vs. Ohio Dominican, 2016
 Season: 399, 2016

Most Completions

Game: 34 vs. Ohio Dominican, 2016
 32 vs. Walsh, 2014
 Season: 248, 2016

Most Passing Yards

Game: 507 vs. Tiffin, 2015
 Season: 3,350, 2015

Most Passes Intercepted

Game: 5 vs. Ashland, 1998
 5 vs. Ashland, 2011
 5 vs. Ohio Dominican, 2016
 Season: 20, 1974

Team Passing Defense

Most Attempts

Game: 65 vs. Mercyhurst, 2000
 Season: 425, 2021 (Fall)

Most Completions

Game: 38 vs. DePauw, 1987
 Season: 269, 2021 (Fall)

Fewest Passing Yards Allowed

Season: 470, 1971 - 1st in the nation

Most Passing Yards Allowed

Game: 490 vs. N. Michigan, 2014
 Season: 3,313, 2021 (Fall)

Most Interceptions

Game: 6 vs. Adrian, 1961;
 6 vs. Wilmington, 1971;
 6 vs. Anderson, 1971
 Season: 34, 1979

Most Interceptions For Touchdowns

Season: 7, 1995

Most Yards on Interceptions

Season: 569, 1995



Verlon Reed

Passing/Punting Records



TOP PASSERS - SEASON	
1. Rhys Gervais (2015)	3,353
2. Rhys Gervais (2016)	2,835
3. Matt Winzeler (2021 F)	2,759
4. Verlon Reed (2014)	2,712
5. Matt Winzeler (2019)	2,577

TOP PASSERS - CAREER	
1. Rhys Gervais (2015-18)	9,601
2. Matt Winzeler (2019-21)	6,369
3. Bo Hurley (1994-97)	4,835
4. Verlon Reed (2013-14)	4,503
5. Clay Belton (2011-12)	4,368

PASSING TD'S - SEASON	
1. Rhys Gervais (2015)	33
2. Rhys Gervais (2016)	27
3. Matt Winzeler (2019)	27
4. Bo Hurley (1997)	26
5. Verlon Reed (2014)	22

PASSING ATTEMPTS - SEASON	
1. Rhys Gervais (2016)	378
2. Rhys Gervais (2015)	362
3. Matt Winzeler (2021 F)	357
3. Verlon Reed (2014)	357
5. Matt Winzeler (2019)	347

PASS ATTEMPTS - CAREER	
1. Rhys Gervais (2015-18)	1,151
2. Matt Winzeler (2019-21)	865
3. Kevin Crooks (2001-04)	685
4. Clay Belton (2011-12)	626
5. Bo Hurley (1994-97)	608

PASSING TD'S - CAREER	
1. Rhys Gervais (2015-18)	86
2. Matt Winzeler (2019-21)	60
3. Bo Hurley (1994-97)	57
4. Paul Trina (1976-79)	43
5. Verlon Reed (2013-14)	33

PASS COMPLETIONS - SEASON	
1. Rhys Gervais (2016)	236
2. Rhys Gervais (2015)	228
3. Verlon Reed (2014)	210
4. Matt Winzeler (2021 F)	206
5. Alec Bornhorst (2023)	198

PASS COMPLETIONS - CAREER	
1. Rhys Gervais (2015-18)	730
2. Matt Winzeler (2019-21)	492
3. Kevin Crooks (2001-04)	387
4. Clay Belton (2011-12)	356
5. Verlon Reed (2013-14)	338

COMP. PCT. - CAREER (min. 2 yrs as starter)	
1. Rhys Gervais (2015-18)	.634
2. Verlon Reed (2013-14)	.618
3. Jeff Fraser (2000-02)	.582
4. Kris Alge (1982-85)	.574
5. Clay Belton (2011-12)	.569



By Morgan Jr.

Year-By-Year Punting Leaders

YEAR	PLAYER	GP	NO	YDS	AVG
2023	Sam Feldman	7	22	770	35.0
2022	Sam Feldman	6	23	887	38.6
2021	Matt Winzeler	12	22	789	35.9
2021 (Sp)	Austin Snyder	6	7	284	40.6
2020	Season moved to spring of '21 due to COVID-19 pandemic				
2019	Mitch Hebenstreit	10	36	1,449	40.3
2018	Patrick Rusher	11	29	1,107	38.2
2017	Patrick Rusher	11	30	1,220	40.7
2016	Patrick Rusher	11	39	1,441	36.9
2015	Patrick Rusher	9	34	1,325	39.0
2014	Alex Irastorza	11	32	1,244	38.9
2013	Seth White	11	37	1,409	38.1
2012	Seth White	10	31	1,132	36.5
2011	Seth White	11	40	1,509	37.7
2010	Cameron Stevens	11	62	2,300	37.1
2009	Br. Schmeidebusch	11	38	1,599	42.1
2008	Joe Knopick	11	62	2,279	36.8
2007	Joe Knopick	11	43	1,731	40.3
2006	Greg Dedloff	11	50	1,913	38.3
2005	Roland Hamilton	11	54	2,109	39.1
2004	Roland Hamilton	11	56	2,247	40.1
2003	Roland Hamilton	11	67	2,686	40.1
2002	Roland Hamilton	11	57	2,063	36.2
2001	Jim Cogar	11	52	1,852	35.6
2000	Mike Daring	10	33	1,087	32.9
1999	Chris Merrick	10	59	2,071	35.1
1998	Jim Cogar	10	30	983	32.8
1997	Shane Kittendorf	14	38	1,395	36.7
1996	Shane Kittendorf	13	47	1,626	34.6
1995	Mark Barnes	13	53	1,882	35.5
1994	Mark Barnes	10	36	1,354	37.6
1993	Mark Barnes	11	45	1,526	33.9
1992	Scott McLaughlin	13	57	1,887	33.1
1991	Mike Stucky	12	67	2,258	33.7
1990	Erin Struble	10	54	1,750	32.4
1989	Erin Struble	10	44	1,465	33.3
1988	Jeff Nagy	9	48	1,829	38.1
1987	Jeff Nagy	9	41	1,611	39.3
1986	Kraig Sheets	9	42	1,441	34.3
1985	Kris Alge	11	40	1,596	39.9
1984	Kris Alge	9	17	731	43.0
1983	Kris Alge	10	35	1,292	36.9
1982	Kris Alge	9	37	1,236	33.4
1981	Bruce Bame	9	35	1,159	33.1
1980	Kris Thacker	9	57	1,750	30.7
1979	Tom Walsh	11	49	1,548	31.6
1978	Tom Walsh	12	75	2,648	35.3
1977	Tom Walsh	9	60	2,088	34.8
1976	Tom Walsh	9	37	1,284	34.7
1975	Steve Heintzelman	10	63	1,978	31.4
1974	Rick Phillips	10	40	1,360	34.0
1973	Rick Phillips	10	74	2,523	34.1
1972	Steve Trout	9	40	1,356	33.9
1971	Steve Trout	10	55	1,870	34.0
1970	Steve Trout	9	62	2,158	34.8
1969	Lynn Billings	10	87	3,036	34.9
1968	Lynn Billings	10	66	2,185	33.1
1967	Lynn Billings	8	51	1,683	33.0
1966	By Morgan Jr.	9	47	2,012	42.8
1965	By Morgan Jr.	9	46	1,638	35.6



Roland Hamilton

Individual Punting

Most Punts

Game: 12 by Tom Walsh vs. Tarleton, St., 1978
 12 by Roland Hamilton vs. SVSU, 2005
 Season: 87 by Lynn Billings, 1969
 Career: 234 by Roland Hamilton, 2002-05

Highest Average Per Punt

Game: 49.0 by Seth White vs. Hillsdale, 2011
 Season: 42.8 by By Morgan Jr., 1966
 Career: 39.3 by Kris Alge, 1982-85

Most Punting Yards

Game: 442 by Roland Hamilton vs. SVSU, 2005
 Season: 3,037 by Lynn Billings, 1969
 Career: 9,105 by Roland Hamilton, 2002-06

Longest Punt

79 yards by Alex Irastorza vs. Tiffin, 2014

PUNTS - CAREER

1. Roland Hamilton (2002-05)	234
2. Tom Walsh (1976-79)	221
3. Lynn Billings (1967-69)	204
4. Steve Trout (1970-72)	157
5. By Morgan Jr. (1963-66)	134

PUNTING YARDS - CAREER


1. Roland Hamilton (2002-05)	9,105
2. Tom Walsh (1976-79)	7,564
3. Lynn Billings (1967-69)	6,909
4. Steve Trout (1970-72)	5,420
5. By Morgan Jr. (1963-66)	5,253

PUNTING AVG - CAREER

1. B. Schmeidebusch (2009)	42.1
2. Roland Hamilton (2002-05)	38.9
2. Alex Irastorza (2014)	38.9
4. Patrick Rusher (2015-18)	38.6
5. Greg Dedloff (2003-06)	38.3



Kris Alge



Tom Walsh



Receiving Records

RECEIVING YARDS - CAREER

1. Jason Moore (2015-18)	3,217
2. Lloyd Henry (2011-14)	2,410
3. Scott McLaughlin (1991-94)	2,403
4. Derek Hutchinson (1983-86)	2,013
5. Jason Hamby (1995-98)	1,986

RECEIVING YARDS - SEASON

1. Jason Moore (2016)	1,115
2. Lloyd Henry (2014)	1,105
3. Mike Chambers (2009)	1,027
4. Derek Hutchinson (1986)	1,018
5. Ruben Flowers (2019)	985

RECEIVING TD'S - CAREER

1. Jason Moore (2015-18)	39
2. Rick Hatfield (1976-79)	34
3. Scott McLaughlin (1991-94)	32
4. Darrell Ramsey (1996-99)	22
Jason Hamby (1995-98)	22

RECEIVING TD'S - SEASON

1. Jason Moore (2016)	15
2. Jason Moore (2017)	14
2. Rick Hatfield (1979)	14
4. Rick Hatfield (1978)	13
5. Scott McLaughlin (1994)	10
Scott McLaughlin (1992)	10

RECEPTIONS - CAREER

1. Jason Moore (2015-18)	204
2. Lloyd Henry (2011-14)	177
3. Dylan Blunk (2013-16)	157
4. Mike Rigerman (2019-23)	149
Seth White (2011-13)	149
6. Jeff Rowe (2000-03)	138

RECEPTIONS - SEASON

1. Lloyd Henry (2014)	81
2. Mike Chambers (2008)	74
3. Lloyd Henry (2013)	71
3. Jason Moore (2016)	71
5. Ruben Flowers (2019)	65
5. Jason Moore (2017)	65
5. Dylan Blunk (2015)	65



Jason Moore




Mike Rigerman



Lloyd Henry



Mike Chambers



Jeff Rowe



Rick Hatfield



Scott McLaughlin

Year-By-Year Receiving Leaders

YEAR	PLAYER	GP	REC	YDS	AVG
2023	Mike Rigerman	11	59	739	12.5
2022	Tanner Schroeder	10	47	545	11.6
2021	Marlin Richardson	12	49	804	16.4
2021 (Sp)	Marlin Richardson	6	23	408	17.7
2020	Season moved to spring of '21 due to COVID-19 pandemic				
2019	Ruben Flowers III	11	65	985	15.2
2018	Jason Moore	4	30	495	16.5
2017	Jason Moore	13	65	980	15.1
2016	Jason Moore	11	71	1,115	15.7
2015	Dylan Blunk	11	65	839	12.9
2014	Lloyd Henry	11	81	1,105	13.6
2013	Lloyd Henry	11	71	951	13.4
2012	Jaryd Brown	10	50	646	12.9
2011	Seth White	11	60	628	10.5
2010	Dustin Zielaskiewicz	11	47	570	12.1
2009	Mike Chambers	11	62	1,027	16.6
2008	Mike Chambers	11	74	915	12.4
2007	Darren Paige	11	30	295	9.8
2006	Darren Paige	11	46	542	11.8
2005	Darren Paige	11	41	624	15.2
2004	Andy Witker	11	56	539	9.6
2003	Ty Rhoad	11	49	504	10.3
2002	Jeff Rowe	10	37	484	13.1
2001	Mark Inkrott	11	48	649	13.5
2000	Mark Inkrott	10	38	525	13.8
1999	Darrell Ramsey	10	53	971	18.3
1998	Jason Hamby	9	39	528	13.5
1997	Jason Hamby	12	46	788	17.1
1996	Jason Hamby	13	37	575	15.5
1995	Walter Jackson	10	12	284	23.7
1994	Scott McLaughlin	10	43	849	19.7
1993	Scott McLaughlin	11	30	557	18.6
1992	Scott McLaughlin	13	20	626	31.3
1991	Scott McLaughlin	11	26	371	14.3
1990	James Tyree	10	22	246	11.2
1989	James Tyree	10	24	335	14.0
1988	Dave Corley	9	21	226	10.8
1987	Dave Corley	9	23	328	14.3
1986	Derek Hutchinson	9	60	1,018	17.0
1985	Derek Hutchinson	11	31	502	16.2
1984	Derek Hutchinson	9	27	491	18.2
1983	Jeff Laing	10	32	623	19.5
1982	Jeff Laing	9	29	433	14.9
1981	Mike McHugh	9	12	175	14.6
1980	Nate Brown	9	17	271	15.9
1979	Rick Hatfield	12	55	839	15.3
1978	Rick Hatfield	12	55	794	14.4
1977	Jeff Huffman	9	14	260	18.6
1976	Jeff Huffman	9	22	366	16.6
1975	Jeff Huffman	10	16	191	11.9
1974	Jeff Huffman	10	16	362	22.6
1973	Rick Phillips	10	19	532	28.0
1972	Rick Phillips	9	16	276	17.3
1971	Jeff Bowers	10	21	284	13.5
1970	Steve Traucht	9	10	187	18.7
1969	Moe Jacobs	10	10	190	19.0
1968	Moe Jacobs	10	7	209	29.9
1967	Jeff Mendell	8	16	282	17.6
1966	Bud Myers	9	10	157	15.7
1965	Tony King	9	16	245	15.3
1964	Paul Riley	11	12	365	30.4
1963	Paul Riley	10	16	325	20.3
1962	Paul Riley	9	15	231	15.4
1961	Ted Lenear	10	35	567	16.2
1960	B. Hughes	9	20	228	11.4



Seth White



Dylan Blunk

Individual Receiving

Most Passes Caught

Game: 15 by Dylan Blunk vs. Wayne St., 2016
 15 by Lloyd Henry vs. Walsh, 2014
 Season: 81 by Lloyd Henry, 2014
 Career: 177 by Lloyd Henry, 2011-14

Most Yards Gained

Game: 240 by Jason Moore vs. Alderson Broaddus, 2018
 Season: 1,115 by Jason Moore, 2016
 Career: 3,217 by Jason Moore, 2015-18

Highest Average Per Reception

Season: 31.3 by Scott McLaughlin, 1992
 Career: 21.4 by Paul Riley, 1962-64

Most Touchdown Passes Caught

Game: 3 by Jason Moore vs. Ferris St./William Jewell/Ky. Wesleyan, 2017
 3 by Jason Moore vs. Wayne St./Hillsdale 2016
 3 by Lloyd Henry vs. McKendree, 2014
 3 by Jeff Rowe vs. IUP, 2002
 3 by Mark Inkrott vs. Mercyhurst, 1998
 3 by James Tyree vs. Wilmington, 1989
 3 by Rick Hatfield vs. Bluffton, 1978
 Season: 15 by Jason Moore, 2016
 Career: 39 by Jason Moore, 2015-18

Miscellaneous/Defense Records



Individual Total Offense

Most Plays

Game: 64 by Clay Belton vs. N. Michigan, 2011
 Season: 470 by Verlon Reed, 2014
 Career: 1,161 by Rhys Gervais, 2015-2018

Most Yards Gained

Game: 524 by Rhys Gervais vs. Tiffin, 2015
 Season: 3,493 by Rhys Gervais, 2015
 Career: 9,697 by Rhys Gervais, 2015-18

Team Total Offense

Most Plays

Game: 107 vs. N. Michigan, 2011
 Season: 975, 1997

Most Yards Gained

Game: 728 vs. Defiance, 1985
 Season: 6,702, 2017

Fewest Yards Gained

Game: 25 vs. Muskingum, 1969
 Season: 1,498, 1969

Fewest Yards Allowed

Game: 29 vs. Tennessee Wesleyan, 1990
 Season: 764, 1946 - 1st in the nation

Most Yards Allowed

Game: 785 vs. Bowling Green, 1921
 Season: 5,151, 2015

Run, Catch, and Throw for TD in a Single Game

Alec Bornhorst vs. Pace, 2023
 4, 29, 15 yd. rush | 31 yd. reception | 12 yd. pass

Team 1st Downs

Most First Downs

Game: 40 vs. Tri State, 1997
 Season: 359, 2017

Most First Downs Rushing

Game: 24 vs. Kentucky State, 1990
 Season: 221, 1996

Most First Downs Passing

Game: 23 vs. Tiffin, 2015
 Season: 160, 2017

Fewest First Downs

Game: 4 vs. Muskingum, 1969
 4 vs. Defiance, 1973
 4 vs. Tarleton State, 1978
 4 vs. Defiance, 1979

Season: 85, 1969

Fewest First Downs Allowed

Game: 2 vs. Oberlin, 1971
 Season: 86, 1967

Most First Downs Allowed

Game: 35 vs. Ohio Dominican, 2013
 Season: 265, 2013

Most First Downs Allowed Rushing

Game: 31 vs. Grand Valley, 1974
 Season: 132, 2015

Most First Downs Allowed Passing

Game: 22 vs. Urbana, 2013
 Season: 153, 2021 Fall

Individual Kick Returns

Most Kickoff Returns

Game: 9 by Carey Lennox vs. Grand Valley, 2002
 Season: 42 by Demetrius Trapps, 2010
 Career: 64 by Carey Lennox, 2000-03
 64 by Demetrius Trapps, 2008-13

Most Yards Gained On Kickoff Returns

Game: 212 by Jacob Hill vs. Ohio Dominican, 2017
 Season: 872 by Demetrius Trapps, 2010
 Career: 1,463 by Carey Lennox, 2000-03

Longest Kickoff Return

100 by Nathan Morris vs. Grand Valley, 2014

Team Kick Returns

Most Kickoff Returns

Game: 10 vs. Grand Valley, 2002
 Season: 10 vs Ferris St., 2018
 Season: 62, 2001

Most Yards Gained

Game: 265 vs. Saginaw Valley, 2001
 Season: 1,456, 2001

Individual Punt Returns

Most Punt Returns

Game: 8 by Leon Hughes vs. Defiance, 1985
 8 by Marquis Hayes vs. Tiffin, 2004
 Season: 28 by Joe Gayonski, 1969
 Career: 76 by Ty Rhoad, 2000-03

Most Yards Gained On Punt Returns

Game: 180 by Steve Blackburn vs. G. Valley, 1971
 Season: 298 by Ty Rhoad, 2000
 Career: 732 by Ty Rhoad, 2000-03

Longest Punt Return

94 by Wilson Beard vs. Earlham, 1977 (TD)

Team Punt Returns

Most Punt Returns

Game: 9 vs. Defiance, 1985
 Season: 48, 2004

Most Yards Gained

Game: 219 vs. Grand Valley, 1971
 Season: 431, 1971

Individual Tackles

Most Tackles

Game: 27 by Tom Smith vs. Wilmington, 1978
 Season: 164 by Ray Long, 1994
 Career: 432 by Ray Long, 1993-95

Most Assisted Tackles

Game: 20 by Tom Smith vs. Wilmington, 1978
 Season: 93 by Paul LaRoche, 1976

Most Sacks

Game: 4.0 by Craig Hoying vs. Tiffin, 2010
 Season: 12.0 by Nate Arnold, 1995
 Career: 32.0 by Jackson Harris, 2000-03

Individual Interceptions

Most Passes Intercepted

Game: 4 by Charlie Byrd vs. Northwestern (IA), 1979
 3 by Christopher Jefferson vs. Ky. Wesleyan, 2019
 Season: 9 by Jon Huffman, 1984

9 by Andre Roberts, 1989
 9 by Bob Sutyak, 1992

9 by Christopher Jefferson, 2019

21 by By Morgan Jr, 1963-66

Most Touchdowns On Interceptions

Game: 2 by Nate Weihrauch vs. Lindenwood, 1995
 Season: 3 by Nate Weihrauch, 1995

3 by Aaron Ivory, 2017

Career: 5 by Nate Weihrauch, 1993-96

Longest Interception Return

100 by Harold Barnett vs. Eastern Michigan, 1963 (TD)
 100 by Nate Weihrauch vs. St. Xavier, 1995 (TD)

Individual Fumbles

Most Fumble Recoveries

Game: 3 by Isaiah Ballard vs. Grand Valley, 2011
 Season: 4 by Isaiah Ballard, 2011

Most Forced Fumbles

Season: 6 by Isaiah Ballard, 2011

TOTAL OFFENSE - CAREER

1. Rhys Gervais (2015-2018)	9,697
2. Bo Hurley (1994-97)	7,538
3. Matt Winzeler (2019-21)	6,548
4. Verlon Reed (2013-14)	5,526
5. DeMya Wimberly (1989-92)	5,321

KICK RETURNS - CAREER

1. Derek Lynch (2017-22)	65
2. Carey Lennox (2000-03)	64
3. Demetrius Trapps (2008-13)	64
4. Steve Blackburn (1969-72)	63
5. Jacob Hill (2017-18)	53

KICK RETURN YARDS - CAREER

1. Carey Lennox (2000-03)	1,463
2. Derek Lynch (2017-22)	1,446
3. Demetrius Trapps (2008-13)	1,413
4. Steve Blackburn (1969-72)	1,341
5. Jacob Hill (2017-18)	1,191

PUNT RETURNS - CAREER

1. Ty Rhoad (2000-03)	76
2. Todd Vrancken (1990-93)	60
3. Jason Hamby (1995-98)	46
4. Harry Garland (2001-04)	43
5. Joe Gayonski (1968-69)	40

PUNT RETURN YARDS - CAREER

1. Ty Rhoad (2000-03)	732
2. Steve Blackburn (1969-72)	591
3. Todd Vrancken (1990-93)	575
4. Jason Hamby (1995-98)	441
5. Harry Garland (2001-04)	433

INTERCEPTIONS - CAREER

1. By Morgan Jr. (1963-66)	21
2. Denny Maag (1976-79)	18
3. Chris Riley (1979-82)	17
3. Andre Roberts (1985-89)	17
5. Jon Huffman (1982-85)	16
5. Bob Sutyak (1989-92)	16



Ty Rhoad



Jackson Harris



Game-By-Game History



Season-By-Season



1892 (1-1)

Head Coach: No Coach

L	0	Heidelberg	20
W	14	Findlay Y.M.C.A.	0
	14		20

1893 (0-1)

Head Coach: Howard Green

L	0	Heidelberg	32
	0		32

1894 (0-1)

Head Coach: No Coach

L	6	Ohio Northern	20
	6		20

1895 (2-1)

Head Coach: No Coach

W	8	Ohio Northern	0
W	8	Ohio Northern	4
L	0	Ohio Northern	12
	16		16

1896 (0-1)

Head Coach: No Coach

L	0	Ohio Northern	28
	0		28

1897 (0-2)

Head Coach: No Coach

L	0	Heidelberg	40
L	0	Ohio Northern	4
	0		44

1898

No Team

1899 (0-2)

Head Coach: No Coach

L	0	Findlay H.S.	38
L	6	Ohio Northern	24
	6		62

1900-1901

No Team

1902 (1-2-1)

Head Coach: Harold Hammett

L	0	Heidelberg	39
T	0	North Baltimore	0
W	30	McComb	0
L	0	Ohio Northern	99
	30		138

1903 (1-2-2)

Head Coach: Sweet (Last Game)

T	0	McComb	0
W	12	Mt. Blanchard	5
T	0	McComb	0
L	0	McComb	5
L	0	Heidelberg	56
	12		66

1904 (1-1)

Head Coach: No Coach

W	11	Van Buren	0
L	0	Defiance	32
	11		32

1905 (1-1)

Head Coach: No Coach

W	35	Defiance	0
L	0	Heidelberg	42
	35		42

1906 (0-1-1)

Head Coach: Dr. Allison Van Horn

L	0	Lima College	12
T	5	Heidelberg	5
	5		17

1907

No Team

1908 (1-4)

Head Coach: Fred Ross

L	6	Ohio Northern	12
L	6	Heidelberg	11
L	0	Otterbein	10
L	5	Buchtel	6
W	5	Antioch	0
	22		39

1909 (3-4-1)

Head Coach: Fred Ross

L	0	Ohio Wesleyan	23
W	14	Ohio Northern	10
L	0	Mt. Union	22
W	15	Adrian	0
T	0	Detroit Univ.	0
L	0	Buchtel	6
W	11	Heidelberg	0
L	6	Antioch	15
	46		76

1910 (0-1)

Head Coach: No Coach

L	0	Ohio Wesleyan	85
	0		85

1911

No Team

1912 (2-2)

Head Coach: No Coach

W	12	Blue and Gold	0
L	0	Bluffton	6
W	14	Blue and Gold	0
L	0	Bluffton	13
	26		19

1913 (0-6-1)

Head Coach: Cloyce M. Reeg

L	0	Heidelberg	61
L	0	Ohio Northern	14
T	0	Arlington	0
L	0	Bluffton	7
L	0	Cleary	34
L	0	Bluffton	9
L	0	Adrian	71
	0		196

1914

No Team

1915 (0-3)

Head Coach: Harry J. Barnhart

L	0	Bluffton	12
L	6	Defiance	13
L	0	Bluffton	6
	6		31

1916 (4-3)

Head Coach: Harry J. Barnhart

L	12	Defiance	13
W	38	Defiance	0
W	42	St. Ignatius	0
L	0	Heidelberg	14
L	0	Detroit Univ.	46
W	6	St. Ignatius	0
W	6	Baldwin-Wallace	0
	104		73

1917 (1-1)

Head Coach: Pearl Rice

L	0	St. Mary's	62
W	27	Toledo	0
	27		62

1918-1919

No Team

1920 (1-1)

Head Coach: Harper

W	10	Bowling Green	6
L	3	Defiance	13
	13		19

1921 (0-3)

Head Coach: Carroll Morey

L	0	Toledo	46
L	0	Bowling Green	151
L	0	Defiance	119
	0		316

1922 (0-4)

Head Coach: Russell Ward

L	0	Defiance	39
L	0	Highland Park	7
L	0	Bowling Green	26
L	0	Adrian	32
	0		104

1923 (1-7)

Head Coach: Joe R. Cogdal

L	0	Cedarville	7
L	0	John Carroll	59
W	10	Highland Park	6
L	3	Bowling Green	26
L	6	Defiance	13
L	0	Toledo	87
L	3	Adrian	21
L	0	Detroit City	28
	22		247

1924 (1-4-2)

Head Coach: Joe R. Cogdal

L	6	Defiance	18
T	0	Bluffton	0
L	0	Ashland	33
T	13	Cedarville	13
L	0	Adrian	52
W	12	Highland Park	0
L	0	Capital	34
	31		150

1925 (5-2-2)

Head Coach: Humphrey Harmony

L	0	Hillsdale	18
W	27	Defiance	0
W	12	Bluffton	0
T	0	Bowling Green	0
T	13	Hope	13
W	15	Cedarville	3
L	0	Toledo	20
W	29	Urbana	6
W	12	Kent State	0
	108		60

1926 (5-5-1)

Head Coach: Humphrey Harmony

L	0	Otterbein	2
L	0	Ashland	14
T	0	Capital	0
W	6	Bluffton	0
W	7	Bowling Green	6
W	14	Defiance	7
L	0	Toledo	7
W	7	Kent State	6
W	13	Hope	6
L	0	Wilmington	28
L	0	Adrian	6
	47		82

1927 (0-9)

Head Coach: Harry J. Barnhart

L	0	Wittenberg	63
L	0	Dayton	66
L	6	Wilmington	20
L	6	Defiance	26
L	0	Bowling Green	6
L	0	Bluffton	26
L	0	Toledo	34
L	0	Adrian	20
L	0	Toledo	46
	12		307

1928 (2-6)

Head Coach: Harry J. Barnhart

W	6	Otterbein	0
L	0	Dayton	66
L	9	Toledo	34
L	6	Adrian	12
L	6	Bluffton	26
L	0	Ashland	30
W	13	Defiance	6
L	0	Bowling Green	19
	40		193

1929 (4-5)

Head Coach: Harry J. Barnhart

L	6	Case	22
W	7	Concordia	0
L	0	Toledo	7
L	0	Bowling Green	23
L	2	Defiance	17
W	2	Rio Grande	0
W	13	Adrian	7
L	6	Ashland	53
W	13	Bluffton	12
	49		141

1930 (4-2-1)

Head Coach: Harry J. Barnhart

L	12	Case	19
L	12	Adrian	14
W	20	Toledo	6
T	6	Bowling Green	6
W	13	Defiance	12
W	33	Detroit City	10
W	25	Bluffton	5
	121		72

1931 (3-3-1)

Head Coach: Harry J. Barnhart

W	13	Case	7
L	0	Muskingum	21
L	0	Defiance	7
L	0	Bluffton	18
W	13	Detroit City	0
T	6	Bowling Green	6
W	25	Adrian	18
	57		77

1932 (3-2-2)

Head Coach: Stu Holcomb

L	0	Dayton	33
T	0	Heidelberg	0
W	41	John Marshall	0
W	27	Adrian	6
T	7	Bluffton	7
W	7	Wilmington	2
L	0	Defiance	19
	82		67



Season-By-Season

1933 (5-2)

Head Coach: Stu Holcomb

W	13	Denison	0
L	0	Hillsdale	19
W	12	Detroit City	7
L	12	Dayton	13
W	96	John Marshall	0
W	55	Bluffton	0
W	30	Defiance	0
218			39

1934 (3-3)

Head Coach: Stu Holcomb

L	13	Denison	19
L	3	Xavier	30
W	57	Detroit Tech	6
W	12	Ferris State	6
L	0	Davis-Elkins	41
W	97	Holbrook	0
182			102

1935 (4-4)

Head Coach: Stu Holcomb

L	6	Akron	19
W	19	Bluffton	0
W	34	Detroit Tech	0
W	33	Ferris State	6
L	7	Western Reserve	27
L	13	Mt. Union	19
W	13	John Carroll	0
L	0	Baldwin-Wallace	79
125			150

1936 (0-7)

Head Coach: Howard Kissell

L	0	Western Reserve	59
L	0	Ohio Northern	40
L	0	Toledo	32
L	12	John Carroll	34
L	0	Bluffton	26
L	7	Ashland	14
L	0	Kent State	19
19			224

1937 (3-4-1)

Head Coach: Howard Kissell

L	2	Ohio Northern	6
W	15	Bluffton	7
L	0	Ashland	13
T	0	Mt. Union	0
L	0	Capital	6
W	13	Heidelberg	7
L	0	Kent State	20
W	25	Defiance	6
55			65

1938 (3-5)

Head Coach: Howard Kissell

L	9	Ohio Northern	12
L	0	Case	53
L	7	Kent State	13
L	0	Miami (Ohio)	53
W	13	Bluffton	0
W	6	West Liberty St.	0
L	13	Capital	14
W	24	Ashland	12
72			157

1939 (4-2-1)

Head Coach: Howard Kissell

L	9	Ohio Northern	14
W	39	Bluffton	0
W	21	Ashland	0
W	10	Kent State	7
L	6	Assumption	14
W	26	Kenyon	0
T	7	Bowling Green	7
118			42

1940 (4-4)

Head Coach: Howard Kissell

W	19	Adrian	0
W	14	Ohio Northern	12
L	2	Transylvania	13
L	7	Bowling Green	14
L	0	Kent State	13
W	13	Bluffton	7
L	2	Ithaca	7
W	14	West Liberty St.	12
71			78

1941 (3-5)

Head Coach: Lee Graves

L	0	Ohio Northern	7
L	0	Kent State	25
L	6	Muskingum	12
L	6	Georgetown	13
W	38	Adrian	6
W	12	Bluffton	6
W	12	Evansville	7
L	0	Bowling Green	47
74			123

1942 (5-4-1)

Head Coach: Nelson Jones

L	0	Dayton	49
L	0	Ohio Northern	6
L	0	Kent State	6
W	19	Muskingum	9
W	9	Wright-Patterson	6
W	25	Bluffton	0
W	12	Capital	6
W	20	Oxford Naval	7
L	6	Otterbein	8
T	0	Bowling Green	0
91			97

1943-1945

No Team: World War II

1946 (6-2)

Head Coach: Nelson Jones

L	0	Mt. Union	12
W	27	Wooster	6
W	24	Ohio Northern	0
L	6	Defiance	7
W	13	Adrian	0
W	41	Bluffton	0
W	40	Ashland	0
W	58	Cedarville	0
209			25

1947 (9-1)

Head Coach: Nelson Jones

W	51	Cedarville	0
W	34	Edinboro	12
W	19	Wooster	6
W	28	Ohio Northern	6
W	18	Defiance	15
W	26	Bluffton	0
L	9	Bowling Green	26
W	26	Wilmington	0
W	27	Adrian	13
W	35	Mt. Union	19
273			97

1948 (4-3-1)

Head Coach: Nelson Jones

L	9	Akron	14
W	27	Bluffton	0
L	0	Mt. Union	14
T	0	Ashland	0
W	20	Detroit Tech	0
L	7	Bowling Green	28
W	13	Defiance	6
W	16	Ohio Northern	6
92			68

1949 (5-3)

Head Coach: Jack Henning

CHAMPIONS MID-OHIO LEAGUE

L	0	Akron	34
W	35	Bluffton	0
W	28	Ashland	25
W	42	Cedarville	0
L	14	Heidelberg	41
W	13	Defiance	6
W	34	Huntington	0
L	14	Ohio Northern	29
180			135

1950 (3-4-1)

Head Coach: Jack Henning

L	2	Gannon	34
W	28	Bluffton	0
L	0	Wheaton	25
T	13	Ashland	13
W	28	Defiance	0
L	7	Heidelberg	27
W	19	Cedarville	0
L	13	Ohio Northern	21
110			120

1951 (5-2)

Head Coach: Don Renninger

CHAMPIONS MID-OHIO LEAGUE

W	15	Cedarville	6
L	3	Bluffton	12
W	19	Grand Rapids J.C.	0
L	20	Camp Atterbury	35
W	23	Defiance	0
W	20	Ashland	6
W	28	Ohio Northern	27
128			86

1952 (6-1)

Head Coach: Don Renninger

W	7	Akron	6
W	20	Bluffton	12
W	31	Ashland	20
W	19	Defiance	14
W	26	Cedarville	19
W	13	Grand Rapids J.C.	7
L	14	Ohio Northern	35
130			113

1953 (3-4)

Head Coach: Don Renninger

L	12	Akron	26
W	12	Bluffton	6
L	13	Mt. Union	35
L	0	Defiance	20
W	34	Buffalo	0
W	33	Ashland	13
L	0	Ohio Northern	20
104			120

1954 (3-5)

Head Coach: Don Renninger

L	0	W. Va. Tech	26
W	0	Bluffton	12
L	6	Northern Mich.	14
L	18	Mt. Union	27
W	27	Defiance	14
W	19	Wilmington	9
L	13	Ashland	19
W	26	Ohio Northern	12
109			133

1955 (6-2)

Head Coach: James D. Houdeshell

W	19	Wilmington	6
L	0	Ashland	6
L	19	W. Va. Tech	21
W	15	Defiance	0
W	29	Ohio Northern	0
W	60	Northern Mich.	6
W	27	Bluffton	19
W	41	Indiana Central	7
210			65

1956 (7-2)

Head Coach: James D. Houdeshell

W	21	Indiana Central	7
W	57	Ohio Northern	0
W	57	Defiance	0
W	55	Wilmington	6
W	32	Ashland	0
L	13	Bluffton	34
L	7	Waynesburg	12
W	20	John Carroll	7
W	23	Central State	7
285			73

1957 (2-6-1)

Head Coach: James D. Houdeshell

L	7	Central State	24
T	6	Ashland	6
W	47	Ohio Northern	7
L	21	Defiance	41
L	18	John Carroll	32
L	13	Bluffton	27
L	6	Waynesburg	13
W	14	Wilmington	0
L	13	Alma	21
145			171

1958 (4-4-1)

Head Coach: James D. Houdeshell

T	0	Otterbein	0
W	19	Defiance	9
W	14	Ashland	0
L	15	Muskingum	48
L	30	Bluffton	42
W	57	Wilmington	6
W	26	Ohio Northern	6
L	0	Northern Mich.	43
L	10	Heidelberg	34
171			188

1959 (5-3-1)

Head Coach: James D. Houdeshell

L	14	Otterbein	38
W	14	Alma	7
W	22	Ohio Northern	12
W	22	Defiance	7
L	14	Bluffton	22
T	8	Ashland	8
W	20	Wilmington	0
W	20	Adrian	2
L	8	Heidelberg	28
142			124

Season-By-Season



1960 (2-7)

Head Coach: Bob Gobin

L	0	Adrian	12
L	7	Otterbein	45
L	6	Ashland	17
L	0	Ohio Northern	25
L	8	Bluffton	14
W	21	Wilmington	0
W	27	Defiance	26
L	8	Anderson	24
L	14	Baldwin-Wallace	55
91		218	

1965 (7-2)

Head Coach: Byron Morgan Sr.

W	7	Muskingum	3
W	35	Waynesburg	7
W	20	Central State	7
W	27	Ferris State	0
W	31	Ohio Northern	3
W	34	E. Kentucky	3
L	19	Northern Mich.	21
L	20	Hillsdale	28
W	56	St. Joseph's	13
249		85	

1970 (3-6)

Head Coach: Byron Morgan Sr.

L	7	Waynesburg	22
L	0	Defiance	7
W	28	Bluffton	7
L	0	Wittenberg*	48
L	7	Hillsdale	30
L	7	Ferris State	21
W	31	John Carroll	15
L	6	Ohio Northern	20
W	22	Wilmington	20
108		190	

1975 (2-8)

Head Coach: Dick Strahm

L	8	Indiana Central	56
W	37	Earlham	0
L	18	Anderson	20
L	9	Georgetown	30
W	38	Manchester	14
L	3	Defiance	6
L	0	Hanover	26
L	7	Taylor	14
L	7	Wilmington	17
L	6	Bluffton	9
133		192	

1961 (7-3)

Head Coach: Lou Juillerat

CHAMPIONS MID-OHIO LEAGUE

W	20	Adrian	8
L	6	Otterbein	20
W	36	Wilmington	8
W	22	Ohio Northern	0
W	28	Ashland	6
W	28	Bluffton	6
W	18	Defiance	6
W	25	Anderson	7
L	8	Baldwin-Wallace	14
L	0	Muskingum	32
191		107	

1966 (3-6)

Head Coach: Byron Morgan Sr.

W	20	Eastern Mich.	3
L	13	Hillsdale	28
L	7	Central State	28
W	20	Ferris State	0
L	3	Ohio Northern	6
L	6	E. Kentucky	35
L	7	Northern Mich.	24
L	6	Waynesburg	7
W	34	Susquehanna	20
116		151	

1971 (6-4)

Head Coach: Byron Morgan Sr.

CHAMPIONS HOOSIER-BUCKEYE			
W	21	Oberlin	0
L	0	Waynesburg	7
W	15	Defiance	13
W	19	Bluffton	6
L	7	Wittenberg	56
W	70	Grand Valley St.	6
L	13	Ferris State	28
W	45	John Carroll	20
L	7	Ohio Northern	13
W	37	Wilmington	20
234		169	

1976 (6-3)

Head Coach: Dick Strahm

CHAMPIONS HOOSIER-BUCKEYE			
L	0	Defiance	7
W	28	Bluffton	10
L	14	Wilmington	18
W	34	Manchester	0
L	6	Waynesburg	17
W	31	Earlham	3
W	39	Anderson	15
W	28	Taylor	14
W	44	Hanover	6
224		90	

1962 (4-5)

Head Coach: Lou Juillerat

L	22	Marshall	40
W	26	Heidelberg	6
L	0	Ohio Northern	7
L	2	Ashland	10
W	28	Bluffton	8
W	34	Rochester	12
L	8	Baldwin-Wallace	27
W	70	Northwood	0
L	0	Northern Mich.	13
190		123	

1967 (4-3-1)

Head Coach: Byron Morgan Sr.

L	0	Eastern Mich.	17
W	13	Hillsdale	3
L	13	Central State	14
T	0	Bluffton	0
W	26	Ohio Northern	21
L	6	Kentucky State	13
W	14	Austin Peay	0
		(SHRINE BOWL)	
W	47	Susquehanna	0
119		68	

1972 (5-3-1)

Head Coach: Byron Morgan Sr.

W	24	Earlham	6
L	10	Manchester	13
W	24	Defiance	19
L	0	Bluffton	24
L	14	Muskingum	34
W	38	Grand Valley St.	6
W	27	Wilmington	17
T	7	Taylor	7
W	21	Ohio Northern	19
165		145	

1977 (6-2-1)

Head Coach: Dick Strahm

CHAMPIONS HOOSIER-BUCKEYE			
T	3	Defiance	3
W	41	Bluffton	16
W	16	Wilmington	14
W	41	Manchester	21
L	13	Waynesburg	20
W	55	Earlham	9
W	27	Anderson	14
W	41	Taylor	27
L	7	Hanover	14
244		138	

1963 (7-3)

Head Coach: Byron Morgan Sr.

L	6	Hillsdale	21
W	33	Hope	14
W	28	E. Kentucky	7
L	6	Wheaton	17
W	21	Ferris State	6
W	48	Eastern Mich.	18
L	6	Ohio Northern	33
W	49	Northwood	14
W	17	Waynesburg	7
W	43	Mt. Union	0
257		137	

1968 (4-6)

Head Coach: Byron Morgan Sr.

L	0	Baldwin-Wallace	14
W	13	Central State	6
L	25	Defiance	28
W	14	Bluffton	7
L	8	Ohio Northern	15
L	16	Ferris State	36
L	20	Austin Peay	47
W	20	John Carroll	14
L	6	Ashland	29
W	33	Wilmington	6
155		202	

1973 (1-9)

Head Coach: Byron Morgan Sr.

L	0	Georgetown	13
L	13	Earlham	14
L	12	Hanover	14
W	7	Defiance	6
L	14	Bluffton	18
L	6	Muskingum	16
L	6	Grand Valley St.	52
L	0	Wilmington	17
L	17	Taylor	24
L	6	Ohio Northern	24
81		198	

1978 (11-1)

Head Coach: Dick Strahm

CHAMPIONS HOOSIER-BUCKEYE			
W	43	Bluffton	9
W	14	Wilmington	10
W	27	Manchester	7
W	28	Ohio Northern	6
W	42	Earlham	0
W	19	Anderson	0
W	44	Taylor	6
W	30	Hanover	11
W	20	Defiance	12

1964 (9-2)

Head Coach: Byron Morgan Sr.

W	34	Hillsdale	12
W	37	Hope	0
W	14	Bluffton	6
W	59	Wheaton	12
W	47	Ferris State	0
W	33	Ohio Northern	7
L	14	E. Kentucky	17
W	27	St. Joseph's	0
W	29	Mt. Union	0
W	19	Baldwin-Wallace	7
334		93	

1969 (3-7)

Head Coach: Byron Morgan Sr.

L	6	Baldwin-Wallace	56
L	6	Fairmont State	20
L	13	Defiance	14
W	16	Bluffton	6
W	8	Ohio Northern	7
W	20	Ferris State	3
L	2	Hillsdale	49
L	9	John Carroll	14
L	7	Muskingum	14
L	3	Wilmington	10
90		193	

1974 (3-7)

Head Coach: Byron Morgan Sr.

L	6	Indiana Central	8
W	7	Earlham	0
W	13	Anderson	9
W	6	Defiance	3
L	3	Bluffton	9
L	7	Grand Valley St.	41
L	15	Hanover	29
L	6	Wilmington	7
L	15	Ohio Northern	17
L	6	Georgetown	26
84		149	

NAIA PLAYOFFS

W	13	Tarleton State	6
W	27	Missouri Valley	9
L	0	Concordia	7

NAIA NATIONAL RUNNER-UP

307		83	
------------	--	-----------	--



Season-By-Season

1979 (10-1-1)

Head Coach: Dick Strahm

W	40	Bluffton	0
W	28	Wilmington	26
W	62	Manchester	0
T	21	Ohio Northern	21
W	48	Earlham	13
W	21	Anderson	6
W	29	Taylor	27
L	27	Hanover	31
W	21	Defiance	7

NAIA PLAYOFFS

W	41	Jamestown	15
W	9	Pacific Lutheran	0
W	51	Northwestern	6

NAIA DIVISION II NATIONAL CHAMP
398 152

1980 (5-4)

Head Coach: Dick Strahm

L	14	Wilmington	28
W	20	Manchester	9
L	12	Frostburg State	20
W	33	Earlham	0
L	0	Anderson	10
W	35	Taylor	7
L	14	Hanover	23
W	14	Defiance	10
W	49	Bluffton	10

191 117

1981 (8-1)

Head Coach: Dick Strahm

W	27	Wilmington	7
W	36	Manchester	0
W	56	Frostburg State	7
W	51	Earlham	12
L	13	Anderson	25
W	26	Taylor	0
W	16	Hanover	9
W	7	Defiance	6
W	55	Bluffton	7

287 73

1982 (8-1)

Head Coach: Dick Strahm

CHAMPIONS HOOSIER-BUCKEYE

W	28	Manchester	0
W	17	Ohio Northern	14
W	41	Earlham	0
W	17	Anderson	10
W	38	Taylor	14
W	31	Defiance	0
W	25	Bluffton	10
L	7	Wilmington	29

218 84

1983 (8-2)

Head Coach: Dick Strahm

W	33	Manchester	7
W	25	Ohio Northern	7
W	31	Earlham	7
W	19	Anderson	12
W	42	Taylor	0
W	28	Hanover	0
W	25	Defiance	15
W	49	Bluffton	0
L	10	Wilmington	13

NAIA PLAYOFFS

L	0	Westminster	28
---	---	-------------	----

262 89

1984 (6-3)

Head Coach: Dick Strahm

L	0	Indiana (Pa.)	27
W	14	Anderson	2
L	14	Westminster	27
W	35	Hanover	29
W	56	Defiance	14
W	78	Bluffton	10
W	35	Wilmington	15
W	48	Manchester	15

NAIA PLAYOFFS

L	17	Hanover	18
---	----	---------	----

297 157

1985 (10-1)

Head Coach: Dick Strahm

CHAMPIONS HOOSIER-BUCKEYE

W	57	Olivet	3
W	42	Alfred	21
W	62	Anderson	14
W	28	Westminster	9
W	49	Hanover	9
W	82	Defiance	3
W	49	Bluffton	7
W	30	Wilmington	0
W	34	Manchester	7

NAIA PLAYOFFS

W	7	St. Ambrose	0
L	29	Pacific Lutheran	40

469 113

1986 (5-4)

Head Coach: Dick Strahm

W	35	Valparaiso	6
L	12	Ashland	30
W	55	Geneva	14
L	14	Westminster	28
L	16	Hope	20
W	28	Kentucky State	8
W	40	Drake	0
W	35	Tiffin	3
L	12	Butler	31

247 140

1987 (5-4)

Head Coach: Dick Strahm

W	39	Buffalo	13
L	7	Wis. Whitewater	19
W	26	Geneva	20
L	0	Ithaca	38
W	23	Hope	14
W	27	Tiffin	6
W	27	Kentucky State	0
L	28	DePauw	29
L	38	Westminster	42

215 181

1988 (3-6)

Head Coach: Dick Strahm

W	21	Wis. Whitewater	14
L	3	Buffalo	7
L	17	Westminster	23
L	0	Ashland	21
L	22	Muskingum	32
W	14	Tiffin	0
W	42	Urbana	21
L	18	Wayne State	25
L	14	Wilmington	26

151 169

1989 (7-3)

Head Coach: Dick Strahm

W	39	Buffalo	3
L	15	Westminster	35
L	20	Alma	29
L	14	Ashland	33
W	16	Muskingum	10
W	41	Tenn. Wesleyan	6
W	51	Tiffin	0
W	66	Urbana	7
W	36	Wayne State	30
W	38	Wilmington	20

336 173

1990 (7-2-1)

Head Coach: Dick Strahm

W	39	Tenn. Wesleyan	0
L	14	Georgetown	21
T	23	Hope	23
W	20	Kentucky State	19
W	42	Kalamazoo	0
W	31	Northwood	6
W	31	Geneva	20
W	24	Tiffin	3
W	44	Urbana	17
L	7	Westminster	24

275 133

1991 (9-3)

Head Coach: Dick Strahm

W	17	Hope	14
L	0	Westminster	21
W	35	Lindenwood	2
W	22	Kentucky State	6
W	10	Northwood	0
L	13	Geneva	16
W	21	Tiffin	9
W	62	Urbana	6
W	17	American Int.	14
W	20	Lees-McRae	14

NAIA PLAYOFFS

W	9	Westminster	8
L	19	Georgetown	37

245 147

1992 (12-1)

Head Coach: Dick Strahm

W	23	Kentucky State	13
W	33	Lindenwood	0
W	56	Union	28
W	28	Campbellsville	7
L	17	Westminster	30
W	21	Tiffin	0
W	47	Urbana	12
W	21	Northwood	6
W	64	Lees-McRae	0

NAIA PLAYOFFS

W	32	Georgetown	14
W	13	Westminster	7
W	27	Benedictine	24
W	26	Linfield	13

NAIA DIVISION II NATIONAL CHAMP

408 154

1993 (8-3)

Head Coach: Dick Strahm

W	27	Kentucky State	7
W	21	Westminster	15
L	21	Northwood	22
W	34	Union	7
W	70	Campbellsville	12
W	49	St. Xavier	0
L	20	Tiffin	31
W	44	Urbana	6
W	38	West Liberty St.	14

NAIA PLAYOFFS

W	28	Tiffin	14
L	0	Westminster	24

352 152

1994 (6-4)

Head Coach: Dick Strahm

L	14	West Liberty St.	16
L	15	Trinity Int.	40
L	14	Westminster	17
W	70	Lindenwood	0
W	31	Olivet Nazarene	6
W	34	St. Xavier	0
W	30	Tiffin	3
W	39	Urbana	7
W	49	Taylor	7

NAIA PLAYOFFS

L	30	Westminster	41
---	----	-------------	----

326 137

1995 (10-1-2)

Head Coach: Dick Strahm

MSFA MIDWEST LEAGUE CHAMPS

L	7	Trinity Int.	14
T	3	Westminster	3
W	63	Lindenwood	9
W	42	Olivet Nazarene	10
W	49	Iowa Wesleyan	14
W	56	St. Xavier	0
W	42	Tiffin	0
W	37	Urbana	3
W	35	Taylor	6

NAIA PLAYOFFS

W	21	Pacific Lutheran	14
W	15	Malone	7
W	63	Lambuth	13
T	21	Central Wash.	21

NAIA DIVISION II NATIONAL CHAMP

454 114

1996 (12-1)

Head Coach: Dick Strahm

MSFA MIDWEST LEAGUE CHAMPS

W	30	Campbellsville	0
W	42	Tiffin	0
W	35	Geneva	15
W	13	Malone	10
W	35	Olivet Nazarene	13
W	41	St. Ambrose	31
W	20	Trinity Int.	0
W	42	Iowa Wesleyan	16
W	56	St. Xavier	14
W	56	Taylor	0

NAIA PLAYOFFS

W	38	Geneva	13
W	28	Westminster	9
L	21	W. Washington	28

457 149

Season-By-Season



1997 (14-0)

Head Coach: Dick Strahm

MSFA MIDWEST LEAGUE CHAMPS

W 28	Campbellsville	20
W 44	Mercyhurst	14
W 54	Tiffin	14
W 35	Olivet Nazarene	24
W 48	St. Ambrose	24
W 34	Trinity Int.	7
W 62	Iowa Wesleyan	7
W 70	St. Xavier	8
W 55	Taylor	7
W 29	Tri-State	15

NAIA PLAYOFFS

W 40	Westminster	0
W 28	Geneva	7
W 26	Doane	25
W 14	Willamette	7

NAIA DIVISION II NATIONAL CHAMP

567 179

1998 (5-5)

Head Coach: Dick Strahm

W 39	Wayne State	13
W 24	Ferris State	7
L 7	#6 Grand Valley St.	50
L 12	Indianapolis	33
W 34	N. Michigan	7
L 14	Hillsdale	17
W 42	Westminster	28
L 42	Northwood	49
W 41	Mercyhurst	35
L 28	Ashland	43

283 282

1999 (2-8)

Head Coach: Doug Coate

W 39	Wayne State	15
L 14	Ferris State	56
L 9	Grand Valley St.	37
W 14	Indianapolis	7
L 7	N. Michigan	32
L 14	#17 Hillsdale	17
L 19	Westminster	22
L 14	#10 Northwood	33
L 14	Mercyhurst	28
L 14	Ashland	46

158 293

2000 (2-8)

Head Coach: Dan Simrell

L 15	Ferris State	33
W 13	Ashland	12
L 6	Hillsdale	17
L 20	Wayne State	41
W 34	Indianapolis	28
L 16	N. Michigan	20
L 22	Northwood	41
L 6	Saginaw Valley	31
L 20	Mercyhurst	23
L 0	Michigan Tech	34

153 280

2001 (3-8)

Head Coach: Dan Simrell

L 10	#11 Indiana (Pa.)	31
L 10	Ferris State	33
L 19	Ashland	36
L 13	Hillsdale	42
W 44	Wayne State	43
L 8	Indianapolis	26
L 7	N. Michigan	26
W 31	Northwood	19
L 21	#14 Saginaw Valley	49
W 24	Mercyhurst	14
L 23	Michigan Tech	26

210 345

2002 (9-2)

Head Coach: Dan Simrell

W 37	#7 IUP	34
W 33	Wayne State	21
W 18	Northwood	17
W 42	Michigan Tech	23
W 36	Mercyhurst	3
L 7	#4 Saginaw Valley	69
W 14	Indianapolis	10
W 25	Ashland	20
W 28	Ferris State	21
W 35	Hillsdale	14
L 19	#1 Grand Valley	63

294 295

2003 (6-5)

Head Coach: Dan Simrell

W 51	Tiffin	31
W 19	Wayne State	3
L 7	Northwood	35
W 31	Michigan Tech	28
W 23	Mercyhurst	13
L 7	#6 Saginaw Valley	35
L 19	Indianapolis	22
W 22	Ashland	14
L 29	Ferris State	36
W 17	Hillsdale	9
L 0	#4 Grand Valley	44

225 270

2004 (6-5)

Head Coach: Dan Simrell

W 40	Tiffin	21
W 28	Hillsdale	23
W 41	N. Michigan	0
L 24	#12 Northwood	31
L 24	#13 Saginaw Valley	38
L 7	Ferris State	35
L 26	Indianapolis	42
W 47	Wayne State	6
W 13	Gannon	6
L 3	Ashland	23
W 44	Mercyhurst	0

297 225

2005 (4-7)

Head Coach: Dan Simrell

W 31	Tiffin	10
W 17	Hillsdale	14
W 40	N. Michigan	37
L 17	Northwood	34
L 3	#11 Saginaw Valley	42*
L 31	Ferris State	34
L 0	Indianapolis	28
L 17	Wayne State	34
L 45	Gannon	50
L 14	Ashland	21
L 21	Mercyhurst	35

250 339

*Forfeit by SVSU

2006 (2-9)

Head Coach: Dan Simrell

W 25	Charleston	24
L 0	Grand Valley	13
L 6	#23 Northwood	29
L 3	Wayne State	24
L 16	Indianapolis	34
L 14	Saginaw Valley	31
L 7	Mercyhurst	24
L 17	Gannon	20
W 7	Ashland	0
L 7	Hillsdale	10
L 15	Michigan Tech	33

117 242

2007 (5-6)

Head Coach: Jon Wauford

W 20	Charleston	0
L 17	Northwood	21
L 15	#1 Grand Valley	38
W 35	Wayne State	28
L 3	Indianapolis	34
L 7	Saginaw Valley	44*
W 38	Mercyhurst	22
W 40	Gannon	14
L 10	Ashland	34
L 7	Hillsdale	45
L 10	Michigan Tech	34

202 314

*Forfeit by SVSU

2008 (2-9)

Head Coach: Jon Wauford

W 26	Urbana	0
W 36	Tiffin	27
L 0	Ferris State	14
L 7	Wayne State	28
L 24	Northwood	31
L 13	Hillsdale	20
L 28	Michigan Tech	30
L 10	#1 Grand Valley	34
L 21	N. Michigan	29
L 9	Saginaw Valley	17
L 38	#24 Ashland	45

212 275

2009 (7-4, 6-4)

Head Coach: Jon Wauford

W 42	Urbana	21
W 35	Tiffin	13
W 43	Ferris State	7
L 21	Wayne State	35
W 14	Northwood	0
W 42	#24 Hillsdale	17
W 14	Michigan Tech	5
L 13	#8 Grand Valley	38
W 9	N. Michigan	6
L 16	#24 Saginaw Valley	24
L 28	Ashland	41

277 207

2010 (1-10, 1-9)

Head Coach: Jon Wauford

L 3	Tusculum	16
L 10	N. Michigan	49
W 10	Tiffin	7
L 7	#1 Grand Valley	35
L 3	Indianapolis	20
L 10	Ferris State	23
L 10	Ohio Dominican	20
L 45	Lake Erie	48
L 7	Ashland	56
L 3	#17 Hillsdale	31
L 27	#17 Wayne State	44

135 349

2011 (6-5, 6-4)

Head Coach: Rob Keys

L 10	Northwood	14
L 23	N. Michigan	30
W 50	Tiffin	27
W 26	Grand Valley	20
L 28	Indianapolis	45
W 43	Ferris State	35
W 27	Ohio Dominican	24
W 35	Lake Erie	31
L 19	Ashland	34
L 19	Hillsdale	49
W 43	#22 Wayne State	42

323 351

2012 (7-3, 7-3)

Head Coach: Rob Keys

W 45	N. Michigan	10
W 29	Saginaw Valley	27
L 10	Michigan Tech	35
W 43	Notre Dame (OH)	42
W 41	Tiffin	17
L 31	Ohio Dominican	63
W 41	Lake Erie	17
L 21	#6 Ashland	42
W 38	Malone	14
W 26	Walsh	7

325 274

2013 (8-3, 6-3)

Head Coach: Rob Keys

W 51	Urbana	33
L 31	N. Michigan	41
L 34	Saginaw Valley	35
W 40	Michigan Tech	19
W 38	McKendree	21
W 35	Tiffin	14
L 21	#18 Ohio Dominican	41
W 48	Lake Erie	27
W 35	Ashland	28
W 35	Malone	21
W 49	Walsh	28

417 308

2014 (5-6, 4-6)

Head Coach: Rob Keys

W 46	Hillsdale	38
W 37	McKendree	28
W 59	Tiffin	22
L 23	Ashland	45
L 21	#13 Ferris State	49
W 47	Walsh	7
L 33	Northwood	35
L 36	Grand Valley	42
L 10	Wayne State	43
W 38	Malone	0
L 38	N. Michigan	66

388 375

2015 (6-5, 5-5)

Head Coach: Rob Keys

W 45	Hillsdale	34
W 35	Tarleton State	34
W 48	Tiffin	44
L 28	#13 Ashland	40
L 39	#4 Ferris State	42
L 38	Walsh	39
W 37	Northwood	34
L 7	#12 Grand Valley	52
L 26	Wayne State	31
W 49	Malone	17
W 45	N. Michigan	42

397 409



Season-By-Season

2016 (6-5, 6-5)

Head Coach: Rob Keys

W	37	Saginaw Valley	19
L	37	Ohio Dominican	49
L	3	#5 Ashland	35
W	58	Lake Erie	13
L	17	#13 Ferris State	20
L	21	Wayne State	20
W	46	Hillsdale	28
W	27	Tiffin	23
L	17	#2 Grand Valley	28
W	28	Northwood	13
W	59	Michigan Tech	21
350			286

2021 - Fall (0-3, 0-1)*

Head Coach: Rob Keys

CHAMPIONS - G-MAC			
L	14	#3 Ferris State	54
W	34	*UNC Pembroke	28
W	62	*Southwest Baptist	41
L	16	Lindenwood	28
W	37	*Lake Erie	10
W	31	*Kentucky Wesleyan	19
W	21	*Ohio Dominican	14
L	29	Hillsdale	34
W	49	*Walsh	0
W	20	*Ashland	17
W	26	*Tiffin	21

2017 (10-3, 6-1)

Head Coach: Rob Keys

W	28	Tiffin	13
L	27	#2 Ferris St.	48
W	55	William Jewell	17
W	61	Tuskegee	0
W	47	Walsh	3
W	63	Lake Erie	3
W	31	Hillsdale	13
W	68	Ky. Wesleyan	14
W	49	Malone	0
W	70	Alderson Broaddus	28
L	24	Ohio Dominican	49

NCAA DII PLAYOFFS (SUPER REGION ONE)

W	29	#2 Shepherd	17
L	26	#15 Assumption	45
578			250

NCAA DII PLAYOFFS (SUPER REGION ONE)

L	31	*#8 Shepherd	38
370			304

*Wins/Playoff Appearance vacated per NCAA Committee on Infractions ruling 2023

2022 (7-4, 6-2)

Head Coach: Kory Allen

L	14	Ohio Dominican	28
L	3	#20 Ashland	28
W	52	Southwest Baptist	35
L	27	North Greenville	34
L	7	#1 Ferris State	38
W	34	Northwood	14
W	44	Kentucky Wesleyan	7
W	41	Hillsdale	20
W	42	Lake Erie	17
W	20	Walsh	7
W	27	Tiffin	25
311			253

2018 (8-3, 6-2)

Head Coach: Rob Keys

W	69	Ky. Wesleyan	19
L	13	#9 Ferris St.	59
W	58	William Jewell	17
L	21	Ohio Dominican	34
W	70	Lake Erie	7
L	17	Hillsdale	20
W	35	Charleston (WV)	24
W	45	Alderson Broaddus	43
W	24	Walsh	16
W	63	Malone	17
W	38	#24 Tiffin	16
453			272

2023 (7-4, 6-3)

Head Coach: Kory Allen

L	10	Truman State	20
W	40	Pace	25
W	45	Lake Erie	3
W	31	Hillsdale	21
W	27	Ky. Wesleyan	21
L	30	Northwood	33
W	38	Thomas More	10
W	23	Walsh	0
W	24	Ohio Dominican	3
Lot4	35	Ashland	37
L	7	#14 Tiffin	26
310			199

2019 (7-4, 5-2)

Head Coach: Rob Keys

L	23	#2 Ferris St.	24
W	31	Northwood	21
L	10	Ohio Dominican	21
W	75	Alderson Broaddus	28
W	38	Ky. Wesleyan	13
W	19	Walsh	10
W	41	Hillsdale	16
L	19	#6 Notre Dame (OH)	24
W	61	Lake Erie	14
W	53	Ashland	18
L	45	#21 Tiffin	52
415			241

2021 - Sp. (3-2, 3-2)*

Head Coach: Rob Keys

W	45	Hillsdale	24
W	35	*Walsh	0
W	54	Ky. Wesleyan	6
L	10	Ohio Dominican	14
W	51	Lake Erie	14
L	8	Tiffin	23
203			81

*No contest per NCAA Committee on Infractions

Record Against...



Team	W	L	T	Pct.	PF	PA	FG	Team	W	L	T	Pct.	PF	PA	FG
Adrian	9	10	0	.474	238	300	1909	Geneva	6	1	0	.857	226	105	1986
Akron	1	4	0	.200	34	99	1935	Georgetown (KY)	1	6	0	.143	86	154	1941
Buchtel	0	2	0	.000	5	12	1908	Grand Rapids	2	0	0	1.000	32	7	1951
Total	1	6	0	.143	39	111	1908	Grand Valley State	3	14	0	.176	287	593	1971
Alderson Broaddus	3	0	0	1.000	190	99	2017	Hanover	7	7	0	.500	325	226	1973
Alfred	1	0	0	1.000	42	21	1985	Heidelberg	3	13	2	.222	100	463	1892
Alma	1	2	0	.333	47	57	1957	Highland Park	2	1	0	.667	22	13	1922
American Int.	1	0	0	1.000	17	14	1991	Hillsdale	15	18	0	.455	702	778	1925
Anderson	10	4	0	.714	295	168	1960	Holbrook	1	0	0	1.000	97	0	1934
Antioch	1	1	0	.500	11	15	1908	Hope	5	1	2	.750	175	104	1925
Arlington	0	0	1	.500	0	0	1913	Huntington	1	0	0	1.000	34	0	1949
Ashland	17	30	4	.333	833	1146	1924	Indiana (PA)	1	2	0	.333	47	92	1984
Assumption (Mass.)	0	1	0	.000	26	45	2017	Indianapolis	3	9	0	.250	177	329	1998
Assumption (HS)	0	1	0	.000	6	14	1939	Indiana Central	2	2	0	.500	76	78	1955
Austin Peay	1	1	0	.500	34	47	1967	Total	5	11	0	.313	253	407	1955
Baldwin-Wallace	2	6	0	.250	55	252	1916	Iowa Wesleyan	3	0	0	1.000	153	37	1995
Benedictine	1	0	0	1.000	27	24	1992	Ithaca	0	2	0	.000	2	45	1940
Blue and Gold	2	0	0	1.000	26	0	1912	Jamestown	1	0	0	1.000	41	15	1979
Bluffton	37	21	3	.631	1184	578	1912	John Carroll	5	4	0	.555	168	195	1923
Bowling Green	2	10	5	.265	62	397	1920	John Marshall	2	0	0	1.000	137	0	1932
Buffalo	3	1	0	.750	115	23	1953	Kalamazoo	1	0	0	1.000	42	0	1990
Butler	0	1	0	.000	12	31	1986	Kent State	3	6	0	.333	36	109	1925
Camp Atter	0	1	0	.000	20	35	1951	Kentucky State	6	1	0	.857	153	66	1967
Campbellsville	4	0	0	1.000	148	39	1992	Kentucky Wesleyan	7	0	0	1.000	331	99	2017
Capital	1	3	1	.300	25	60	1924	Kenyon	1	0	0	1.000	26	0	1939
Case	1	3	0	.250	31	101	1929	Lake Erie	11	1	0	.912	596	204	2010
Cedarville	7	1	1	.833	239	48	1923	Lambuth	1	0	0	1.000	63	13	1995
Central State	3	3	0	.500	83	86	1956	Lees-McRae	2	0	0	1.000	84	14	1991
C. Washington	0	0	1	.500	21	21	1995	Lima College	0	1	0	.000	0	12	1906
Charleston (WV)	3	0	0	1.000	80	48	2006	Lindenwood	4	1	0	0.800	217	39	1991
Cleary	0	1	0	.000	0	34	1913	Linfield	1	0	0	1.000	26	13	1992
Concordia (IN)	1	0	0	1.000	7	0	1929	Malone	8	0	0	1.000	300	86	1995
Concordia (MN)	0	1	0	.000	0	7	1978	Manchester	11	1	0	.917	411	93	1972
Davis-Elkins	0	1	0	.000	0	41	1934	Marshall	0	1	0	.000	22	40	1962
Dayton	0	5	0	.000	12	227	1927	McComb	1	1	2	.500	30	5	1902
St. Mary's	0	1	0	.000	0	62	1917	McKendree	2	0	0	1.000	75	49	2013
Total	0	6	0	.000	12	289	1917	Mercyhurst	7	4	0	.637	312	211	1997
Defiance	33	20	1	.620	897	704	1904	Miami (OH)	0	1	0	.000	0	53	1938
Denison	1	1	0	.500	26	19	1933	Michigan Tech	5	6	0	.455	272	288	2000
DePauw	0	1	0	.000	28	29	1987	Missouri Valley	1	0	0	1.000	27	9	1978
Detroit	0	1	1	.250	0	46	1909	Mt. Blanchard	1	0	0	1.000	12	5	1903
Detroit Tech	3	0	0	1.000	111	6	1934	Mt. Union	3	6	1	.350	151	148	1909
Doane	1	0	0	1.000	26	25	1997	Muskingum	3	8	0	.273	112	231	1931
Drake	1	0	0	1.000	40	0	1986	North Baltimore	0	0	1	.200	0	0	1902
Earlham	11	1	0	.917	413	64	1972	North Greenville	0	1	0	.000	27	34	2022
E. Kentucky	2	2	0	.500	82	62	1963	Northern Michigan	7	13	0	.350	458	516	1954
E. Michigan	2	1	0	.667	68	38	1963	Northwestern (LA)	1	0	0	1.000	51	6	1979
Edinboro	1	0	0	1.000	34	12	1947	Northwood	12	13	0	.480	641	552	1962
Evansville	1	0	0	1.000	12	7	1941	Notre Dame (OH)	1	1	0	.500	62	66	2012
Fairmont State	0	1	0	.000	6	20	1969	Oberlin	1	0	0	1.000	21	0	1971
Ferris State	11	19	0	.367	602	738	1934	Ohio Dominican	3	9	0	.250	250	360	2010
Findlay High	0	1	0	.000	0	38	1899	Ohio Northern	23	27	1	.461	709	770	1894
Findlay Y.M.C.A.	1	0	0	1.000	14	0	1892	Ohio Wesleyan	0	2	0	.000	0	108	1909
Frostburg State	1	1	0	.500	68	27	1980	Olivet	1	0	0	1.000	57	3	1985
Gannon	2	3	0	.400	117	124	1950	Olivet Nazarene	4	0	0	1.000	143	53	1994



Record Against...

Team	W	L	T	Pct.	PF	PA	FG
Otterbein	1	6	1	.188	39	123	1908
Oxford Naval State	1	0	0	1.000	20	7	1942
Pace	1	0	0	1.000	40	25	2023
Pacific Lutheran	2	1	0	.667	59	54	1979
Rio Grande	1	0	0	1.000	2	0	1929
Rochester	1	0	0	1.000	34	12	1962
Saginaw Valley St.	4	9	0	.308	214	461	2000
<i>*SVSU forfeited games in 2005 and 2007</i>							
Shepherd	1	1	0	0.500	60	55	2017
Southwest Baptist	2	0	0	1.000	114	76	2021
St. Ambrose	3	0	0	1.000	96	55	1985
St. Ignatius	2	0	0	1.000	48	0	1916
St. Joseph's	2	0	0	1.000	83	13	1964
St. Xavier	5	0	0	1.000	265	22	1993
Sam Houston St.	0	1	0	.000	21	32	1964
Susquehanna	2	0	0	1.000	81	20	1966
Tarleton State	2	0	0	1.000	48	40	1978
Taylor	12	2	1	.833	509	160	1972
Tenn. Wesleyan	2	0	0	1.000	80	6	1989
Thomas More	1	0	0	1.000	38	10	2023
Tiffin	28	4	0	.875	1051	512	1986
Toledo	2	9	0	.182	56	319	1917
Transylvania	0	1	0	.000	2	13	1940
Tri-State	1	0	0	1.000	29	15	1997
Trinity Int.	2	2	0	.500	76	61	1994
Truman State	0	1	0	.000	10	20	2023
Tuskegee	1	0	0	1.000	61	0	2017
UNC Pembroke	1	0	0	1.000	34	28	2021
Union	2	0	0	1.000	90	35	1992
Urbana	12	0	0	1.000	529	142	1925
Valparaiso	1	0	0	1.000	35	6	1986
Van Buren	1	0	0	1.000	11	0	1904
Walsh	10	1	0	.910	377	117	2012
Wayne State	9	10	0	.474	506	473	1988
Detroit City	3	1	0	.750	58	45	1923
Total	12	11	0	.522	564	518	1923
Waynesburg	2	7	0	.222	97	112	1956
West Liberty State	3	1	0	.750	72	42	1938
W.V. Tech	0	2	0	.000	19	47	1954
W. Reserve	0	2	0	.000	7	86	1935
W. Washington	0	1	0	.000	21	28	1996
Westminster	7	13	1	.357	369	441	1983
Wheaton	1	2	0	.333	65	54	1950
Willamette	1	0	0	1.000	14	7	1997
William Jewell	2	0	0	1.000	113	34	2017
Wilmington	21	11	0	.656	662	405	1926
Wisconsin-White	1	1	0	.500	28	33	1988
Wittenberg	0	3	0	.000	7	167	1927
Wooster	2	0	0	1.000	46	12	1946
Wright-Patterson	1	0	0	1.000	9	6	1942
Xavier	0	1	0	.000	3	30	1934

Career Coaching Records						
Coach	Years	G	W	L	T	PCT
No Coach	*	24	8	14	2	.375
Harold Green	1893	1	0	1	0	.000
Harold Hammett	1902	4	1	2	1	.375
Sweet	1903	1	0	1	0	.000
Dr. Allison Van Horn	1906	2	0	1	1	.250
Fred Ross	1908-09	13	4	8	1	.346
Cloyce Reeg	1913	7	0	6	1	.071
Harry J. Barnhart	1915-16, 27-31	50	17	31	2	.360
Pearl Rice	1917	2	1	1	0	.500
Harper	1920	2	1	1	0	.500
Carroll Morey	1921	3	0	3	0	.000
Russell Ward	1922	4	0	4	0	.000
Joe Cogdal	1923-24	15	2	11	2	.200
Humphrey Harmony	1925-26	20	10	7	3	.575
Stu Holcomb	1932-35	28	15	11	2	.571
Howard Kissell	1936-40	38	14	22	2	.394
Lee Graves	1941	8	3	5	0	.375
Nelson Jones	1942, 46-48	36	24	10	2	.680
Jack Henning	1949-50	16	8	7	1	.531
Don Renninger	1951-54	29	17	12	0	.586
James Houdeshell	1955-59	44	24	17	3	.579
Bob Gobin	1960	9	2	7	0	.222
Lou Juillerat	1961-62	19	11	8	0	.578
Byron Morgan Sr.	1963-74	115	55	58	2	.486
Dick Strahm	1975-98	252	183	64	5	.736
Doug Coate	1999	10	2	8	0	.200
Dan Simrell	2000-06	76	32	44	0	.421
Jon Wauford	2007-10	44	15	29	0	.341
Rob Keys	2011-2021	108	66	42	0	.611
Kory Allen	2022----	22	14	8	0	.636
Total		1002	529	443	30	.543



Rob Keys



Dick Strahm

NCAA DII All-American




Mike Rigerman (2023) - 2nd Team



NCAA DII All-American



Andrew Alten, OL (2017) - 1st Team




Chris Reaper (2015) - 1st Team



NCAA DII All-American



Anthony Fields, DB (2008, 2009) - HM



Brian Schmeidebusch, P (2009) - HM



NCAA DII All-American



Robert Campbell, RB (2003) - 1st Team

Outstanding Oilers



AFCA NCAA DII All-American

2023	Mike Rigerman	TE, 2nd Team
2017	Andrew Alten	OL, 1st Team
2015	Chris Reaper	OL, 1st Team
2009	Anthony Fields	DB, HM
2009	Brian Schmiedebusch	P, HM
2008	Anthony Fields	DB, HM
2002	Robert Campbell	RB, 1st Team

D2Football.com All-American

2023	Michael Jerrell	OL, 1st Team
	Mike Rigerman	TE, 2nd Team
2022	Michael Jerrell	OL, 2nd Team
2019	Christopher Jefferson	S, 2nd Team
2017	Andrew Alten	OL, 2nd Team
2015	Chris Reaper	OL, 1st Team

Don Hansen All-Americans

2023	Mike Rigerman	TE, 2nd
	Michael Jerrell	OL, HM
	Brian Bartholomew	K, HM
2022	Michael Jerrell	OL, HM
2019	Christopher Jefferson	S, 1st Team
	Logan Bailey	OL, HM
	Clay Colvin	OL, HM
2018	Brian Benson	RB, HM
2017	Daouda Sylla	RB, 3rd Team
2015	Chris Reaper	OL, 1st Team
2013	Daiquone Ford	RB, HM
2011	Montrae Williams	RB, HM
2009	Anthony Fields	CB, 3rd

AP Little All-Americans

2023	Mike Rigerman	TE, 2nd Team
2022	Kijana Caldwell	S, 2nd Team
2021 (F)	Logan Bailey	OL, 2nd Team
2019	Christopher Jefferson	S, 1st Team
2017	Andrew Alten	OL, 2nd Team
	Aaron Ivory	DB, 2nd Team
2015	Chris Reaper	OL, 2nd Team
2013	Daiquone Ford	RB, 2nd Team
2002	Robert Campbell	RB, 2nd Team
1995	Ray Long	LB, 2nd Team
1990	Tim Russ	OL, 3rd Team
1979	Pat Gibson	OL, 2nd Team
1965	Allen Smith	RB, 1st Team
1964	Allen Smith	RB, 2nd Team

CoSIDA / CSC Academic All-American

2022	Kijana Caldwell	S
	Ben Farrar	OL
2018	Neal Davis	OL, 1st Team

CoSIDA / CSC Academic All-District

2023	Alec Bornhorst	QB
	Zack Rosebrook	DB
	Brian Bartholomew	K
2022	Alec Bornhorst	QB
	Kijana Caldwell	S
	Garret Clark	RB
	Ben Farrar	OL
	Dalton Rockhold	DL
	Tanner Schroeder	WR
2018	Neal Davis	OL, 1st Team

NCAA/AFCA DII All-Region

2015	Chris Reaper	OL, 1st Team
2009	Anthony Fields	DB, 1st Team
	Mike Chambers	WR, 2nd Team
2008	Mike Chambers	WR, 2nd Team
	Anthony Fields	DB, 2nd Team
2007	Dion Harvey	LB, 2nd Team
2004	Michael Simpson	RB, 2nd Team
2003	Cody Cramer	LB, 1st Team
2002	Robert Campbell	RB, 1st Team

NCAA Northwest Region Coach of the Year

2002	Dan Simrell
------	-------------

NCAA AFCA SR 1 Region Coach of the Year

2021 (F)	Rob Keys
----------	----------

Daktronics/D2CCA NCAA DII All-American

2023	Mike Rigerman	TE, 2nd Team
2019	Christopher Jefferson	S, 1st Team
2017	Andrew Alten	OL, 2nd Team
2015	Chris Reaper	OL, 1st Team

D2CCA Regional Defensive Player of the Year

2019	Christopher Jefferson	S
------	-----------------------	---

Don Hansen Regional Defensive Player of the Year

2019	Christopher Jefferson	S
------	-----------------------	---

Daktronics/D2CCA NCAA DII All-Region

2023	Mike Rigerman	TE, 1st Team
	Michael Jerrell	OL, 1st Team
	Brian Bartholomew	K, 2nd Team
2022	Kijana Caldwell	S, 1st Team
	Mike Rigerman	TE, 2nd Team
2021 (F)	Logan Bailey	OL, 1st Team
	Mike Rigerman	TE, 1st Team
2019	Christopher Jefferson	S, 1st Team
	Logan Bailey	OL, 2nd Team
2017	Aaron Ivory	DB, 1st Team
	Andrew Alten	OL, 1st Team
	Luke Stuffer	TE, 2nd Team
	Johnny Hopkins	DL, 2nd Team
	Daouda Sylla	RB, 2nd Team
2016	Jason Moore	WR, 2nd Team
2015	Chris Reaper	OL, 1st Team
2013	Daiquone Ford	RB, 2nd Team
	Kevin Brewton	DL, 2nd Team
2012	Montrae Williams	RB, 2nd Team
2011	Isaiah Ballard	DB, 2nd Team
2009	Anthony Fields	DB, 1st Team
	B. Schmiedebusch	P, 1st Team
	Mike Chambers	WR, 2nd Team
2008	Anthony Fields	DB, 2nd Team
	Mike Chambers	WR, 2nd Team
2007	Dion Harvey	LB, 2nd Team
2004	Michael Simpson	RB, 2nd Team
2003	Cody Cramer	LB, 1st Team
2002	Robert Campbell	RB, 1st Team

Don Hansen All-Super Region 1

2019	Christopher Jefferson	S, 1st Team
	Logan Bailey	OL, 2nd Team
	Clay Colvin	OL, 2nd Team
	Brian Benson	RB, 3rd Team
	Neal Davis	OL, 3rd Team
	Ruben Flowers	WR, 3rd Team
	Luke Stuffer	TE, 3rd Team
2018	Brian Benson	RB, 2nd Team
	Kyle Gibson	DL, 2nd Team
	Neal Davis	OL, 2nd Team
	Logan Bailey	OL, 2nd Team
	Cyle Skidmore	DL, 3rd Team
2017	Andrew Alten	OL, 1st Team
	Daouda Sylla	RB, 1st Team
	Johnny Hopkins	DL, 1st Team
	Aaron Ivory	DB, 1st Team
	Jason Moore	WR, 2nd Team
	Luke Stuffer	TE, 2nd Team
	Michael Campbell	RB, 3rd Team
	Chiebuka Chukwuneke	DB, 2nd Team

Don Hansen All-Super Region 4

2015	Chris Reaper	OL, 1st Team
2013	Damon Howe	OL, 3rd Team
	Daiquone Ford	RB, 3rd Team
2011	Montrae Williams	RB, 2nd Team
	Isaiah Ballard	DB, 2nd Team
2009	Mike Chambers	WR, 2nd Team
	Anthony Fields	DB, 2nd Team
2008	Mike Chambers	WR, 2nd Team
	Anthony Fields	3rd Team
2004	Michael Simpson	RB, 3rd Team
2003	Jackson Harris	DL, 3rd Team
2002	Robert Campbell	RB, 3rd Team

Cactus Bowl Selections

2009	Anthony Fields	DB
------	----------------	----

NFLPA Bowl Selections

2018	Jason Moore	WR
------	-------------	----

G-MAC Defensive Player of the Year

2019	Christopher Jefferson	S
2021 (Sp)	Christopher Jefferson	S

G-MAC Defensive Back of the Year

2017	Aaron Ivory	DB
------	-------------	----

G-MAC Offensive Player of the Year

2023	Mike Rigerman	TE
------	---------------	----

G-MAC Offensive Lineman of the Year

2023	Michael Jerrell	OL
2021 (F)	Logan Bailey	OL
2017	Andrew Alten	OL

G-MAC Defensive Lineman of the Year

2017	Johnny Hopkins	DL
------	----------------	----

G-MAC Coach of the Year

2021 (F)	Rob Keys
----------	----------

G-MAC Freshman of the Year

2021 (Sp)	Garret Clark (co-Freshman of the Year)	RB
-----------	--	----

GLIAC Offensive Back of the Year

2002	Robert Campbell	RB
------	-----------------	----

GLIAC Offensive Lineman of the Year

2015	Chris Reaper	OL
------	--------------	----

GLIAC Coach of the Year

2002	Dan Simrell
------	-------------

GLIAC Freshman of the Year

2009	Montrae Williams	RB
2001	Harry Garland	DB



Outstanding Oilers

Year	Player	Position	Team	
2023	Michael Jerrell	OL	1st Team	
	Te'Jamere Nash	OL	1st Team	
	Cam Childers	WR	1st Team	
	Mike Rigerman	TE	1st Team	
	Charles Omameh	DL	1st Team	
	Jeremiah Jackson	DB	1st Team	
	Brian Bartholomew	K	1st Team	
	Brian Benson	RB	2nd Team	
	Garrett Clark	RB	2nd Team	
	Londyn Claxton	DL	2nd Team	
	Jack Morrison	DL	2nd Team	
	Grey Brancifort	LB	2nd Team	
	Sam Weihrauch	LB	2nd Team	
	Jordan Grimes	DB	2nd Team	
	2022	Michael Jerrell	OL	1st Team
		Mike Rigerman	TE	1st Team
		Grey Brancifort	LB	1st Team
		Kijana Caldwell	S	1st Team
		Austin Snyder	K	1st Team
		Garret Clark	RB	2nd Team
		Ben Farrar	OL	2nd Team
		Derek Lynch	RB	3rd Team
		Tanner Schroeder	WR	3rd Team
Dalton Rockhold		DL	3rd Team	
Johnny Harris	DB	3rd Team		
Sam Weihrauch	LB	3rd Team		
Jeremiah Jackson	DB	3rd Team		
Dominic Bennett	KR	3rd Team		
2021 (F)	Brian Benson	RB	1st Team	
	Logan Bailey	OL	1st Team	
	Ben Farrar	OL	1st Team	
	Marlin Richardson	WR	1st Team	
	Mike Rigerman	TE	1st Team	
	Ervin Besingi	DL	1st Team	
	Grey Brancifort	LB	1st Team	
	Matt Iliff	OL	2nd Team	
	Jack Trombetti	LB	2nd Team	
	Kijana Caldwell	S	2nd Team	
Austin Snyder	K	2nd Team		
Matt Winzeler	QB	3rd Team		
Garret Clark	RB	3rd Team		
Michael Jerrell	OL	3rd Team		
WR	3rd Team			
Charles Omameh	DL	3rd Team		
Logan Speyer	DL	3rd Team		
Colin Robertson	LB	3rd Team		
Marqis Stokes	DB	3rd Team		
Jeremiah Jackson	DB	3rd Team		
Derek Lynch	KR	3rd Team		
2021 (Sp)	Brian Benson	RB	1st Team	
	Jake Brown	WR	1st Team	
	Mike Rigerman	TE	1st Team	
	Logan Bailey	OL	1st Team	
	Michael Jerrell	OL	1st Team	
	Ben Farrar	OL	1st Team	
	Christopher Jefferson	S	1st Team	
	Jack Trombetti	LB	1st Team	
	Kijana Caldwell	DB	1st Team	
	Derek Lynch	KR	1st Team	
WR	3rd Team			
Matt Winzeler	QB	2nd Team		
Garret Clark	RB	2nd Team		
Marlin Richardson	WR	2nd Team		
Matt Iliff	OL	2nd Team		
Reggie Micheaux	DL	2nd Team		
Ervin Besingi	DL	2nd Team		
Kyle Gibson	DL	2nd Team		
Austin Snyder	K	2nd Team		
Kory Henthorne	OL	3rd Team		
Colin Robertson	LB	3rd Team		
Brennan Perry	CB	3rd Team		
2020	NO FALL SEASON (COVID-19)			
2019	Ruben Flowers	WR	1st Team	
	Luke Stuffle	TE	1st Team	
	Brian Benson	RB	1st Team	
	Clay Colvin	OL	1st Team	
	Neal Davis	OL	1st Team	
	Logan Bailey	OL	1st Team	
	Isaac Miles	LB	1st Team	
	Christopher Jefferson	S	1st Team	
	Matt Winzeler	QB	2nd Team	
	Nate Slagel	RB	2nd Team	
	Andrew Dickinson	OL	2nd Team	
	Logan Speyer	DL	2nd Team	
	Justin Ellis	DL	2nd Team	
	Kyle Gibson	DL	2nd Team	
	Jack Trombetti	LB	2nd Team	
	Richard Sheler	S	2nd Team	
	Chris Demler	K	2nd Team	
	Grant Kinsinger	DL	HM	
	Derek Lynch	WR	HM	
	Tanner Schroeder	WR	HM	
	Jacob Brown	FB	HM	
	Cade Rogers	DB	HM	
	Mitch Hebenstreit	P	HM	
2018	Brian Benson	RB	1st Team	
	Neal Davis	OL	1st Team	
	Logan Bailey	OL	1st Team	
	Cyle Skidmore	DL	1st Team	
	Kyle Gibson	DL	1st Team	
	Isaac Miles	LB	1st Team	
	Justice Jenkins	LB	1st Team	
	Chiebuka Chukwuneke	DB	1st Team	
	Christian Olmstead	OL	2nd Team	
	Andrew Dickinson	OL	2nd Team	
Tyler Long	LB	2nd Team		
Patrick Rusher	P	2nd Team		
Adam Bertke	QB	HM		
Jason Moore	WR	HM		
Andrew Ogletree	WR	HM		
Grant Loveridge	K	HM		
Grant Kinsinger	DL	HM		
Michael Campbell	DB/RB	HM		
2017	Andrew Alten	OL	1st Team	
	Aaron Ivory	DB	1st Team	
	Johnny Hopkins	DL	1st Team	
	Daouda Sylla	RB	1st Team	
	Michael Campbell	RB	1st Team	
	Jason Moore	WR	1st Team	
	Luke Stuffle	TE	1st Team	
	Isaac Miles	LB	1st Team	
	Francis Cutchember	SS	1st Team	
	Rhys Gervais	QB	2nd Team	
Jacob Hill	WR	2nd Team		
Jacob Hill	KR	2nd Team		
Andrew Dickinson	OL	2nd Team		
Grant Kinsinger	DL	2nd Team		
Justice Jenkins	LB	2nd Team		
Tyler Long	LB	2nd Team		
Chiebuka Chukwuneke	DB	2nd Team		
Patrick Rusher	P	2nd Team		
Jacob Boucher	TE	HM		
Neal Davis	C	HM		
Ashton Elmore	DL	HM		
Airion Kosak	WR	HM		
Tyler Lee	DB	HM		
Christian Olmstead	OL	HM		
2016	Andrew Alten	OL	1st Team	
	Jason Moore	WR	1st Team	
	Chauncey Bridges	RB	2nd Team	
	Chiebuka Chukwuneke	DB	2nd Team	
	Rhys Gervais	QB	HM	
	Dylan Blunk	WR	HM	
	Anthony Federico	TE	HM	
	Myles Alexander	LB	HM	
	Aaron Ivory	DB	HM	
	Cyle Skidmore	DL	HM	
2015	Chris Reaper	OL	1st Team	
	Daiquone Ford	RB	2nd Team	
	Dylan Blunk	WR	HM	
	Tim Szabo	WR	HM	
	Bobby Brown	OL	HM	
	Chiebuka Chukwuneke	DB	HM	
	Anthony Linnear	LB	HM	
	Rhys Gervais	QB	HM	
	Lloyd Henry	WR	1st Team	
	Harold Jones-Quartey	DB	2nd Team	
Chris Reaper	OL	2nd Team		
Verlon Reed	QB	HM		
Myles Alexander	LB	HM		
Zach Matraccia	LB	HM		
Chauncey Bridges	RB	HM		
Tyler Bugeja	K	HM		
Alex Irastorza	P	HM		
2014	Daiquone Ford	RB	1st Team	
	Jaryd Brown	TE	1st Team	
	Lloyd Henry	WR	1st Team	
	Damon Howe	OL	1st Team	
	Kevin Brewton	DL	1st Team	
	Harold Jones-Quartey	DB	1st Team	
	Seth White	WR	2nd Team	
	Justin Music	OL	2nd Team	
	Trevor Smith	LB	2nd Team	
	Verlon Reed	QB	HM	
Chris Reaper	OL	HM		
Zach Kinninger	LB	HM		
Kenny Klatt	LB	HM		
Tory Clark	DB	HM		
Feraris Golden	DB	HM		
2013	Monterae Williams	RB	1st Team	
	Scott Dearwester	OL	2nd Team	
	Seth White	WR	2nd Team	
	Richard Sumlin	DL	2nd Team	
	Brandon Butler	LB	2nd Team	
	Ray Ballard	DB	2nd Team	
	Clay Belton	QB	HM	
	Josh Kloepfer	DL	HM	
	Jaryd Brown	TE	HM	
	Tyler Johns	OL	HM	
Justin Music	OL	HM		
Jamon McClain	DB	HM		
2012	Isaiah Ballard	DB	1st Team	
	Monterae Williams	RB	1st Team	
	Scott Dearwester	OL	2nd Team	
	Jaryd Brown	TE	HM	
	Seth White	WR	HM	
	Justin Music	OL	HM	
	Richard Sumlin	DL	HM	
	Brandon Butler	LB	HM	
	Donte Johnson	DB	HM	
	D. Zielaskiewicz	WR	2nd Team	
Nathan Schaffer	OL	2nd Team		
Cameron Stevens	K	2nd Team		
Craig Hoying	DL	HM		
Kenny Klatt	LB	HM		
Richard Sumlin	DL	HM		
Monterae Williams	RB	HM		
Steve Winner	TE	HM		
Scott Dearwester	OL	HM		
2011	Anthony Fields	DB	1st Team	
	Mike Chambers	WR	1st Team	
	E.J. Whitlow	DL	1st Team	
	Joe Knopick	LB	1st Team	
	B. Schmiedebusch	P	1st Team	
	Nathan Schaffer	OL	2nd Team	
	Brandon Cornell	DL	2nd Team	
	Monterae Williams	RB	2nd Team	
	Cameron Stevens	K	HM	
	D. Zeilaskiewicz	WR	HM	
Andrew Beam	QB	HM		
Ikechi Emeaghara	DB	HM		
Richard Sumlin	DL	HM		
Chris Condeni	OL	HM		
2010	Andrew Alten	OL	1st Team	
	Jason Moore	WR	1st Team	
	Chauncey Bridges	RB	2nd Team	
	Chiebuka Chukwuneke	DB	2nd Team	
	Rhys Gervais	QB	HM	
	Dylan Blunk	WR	HM	
	Anthony Federico	TE	HM	
	Myles Alexander	LB	HM	
	Aaron Ivory	DB	HM	
	Cyle Skidmore	DL	HM	
2009	Andrew Alten	OL	1st Team	
	Jason Moore	WR	1st Team	
	Chauncey Bridges	RB	2nd Team	
	Chiebuka Chukwuneke	DB	2nd Team	
	Rhys Gervais	QB	HM	
	Dylan Blunk	WR	HM	
	Anthony Federico	TE	HM	
	Myles Alexander	LB	HM	
	Aaron Ivory	DB	HM	
	Cyle Skidmore	DL	HM	

Outstanding Oilers



2008	Anthony Fields	DB, 1st Team	1998	Craig Aukerman	DB, 1st Team	NAIA Honorable Mention All-Americans		
	Mike Chambers	WR, 2nd Team		John Latell	OL, 2nd Team	1997	Josh McDaniels	DL
	Joe Knopick	LB, HM		Jamie Smiddy	RB, 2nd Team		Terrance Auster	DB
	E.J. Whitlow	DL, HM		Jason Hamby	TE, HM	1996	Troy Pearson	RB
	Mike Roach	DL, HM		Roger Hamilton	DL, HM		Mike Powers	LB
	Cameron Stevens	K, HM		Bret Hebenstreit	DL, HM	1995	Tom Sellers	K
2007	Joel McDaniel	RB, 2nd Team		Rich McCarty	OL, HM	1994	Scott McLaughlin	WR
	Dion Harvey	LB, 2nd Team		Matt Plas	OL, HM		Cal Dietz	OL
	Anthony Fields	DB, HM		NAIA National Player of the Year				
	Joe Knopick	LB, HM	1997	Bo Hurley	QB	1993	Milan Smith	RB
	Caleb Meyer	DB, HM		NAIA All-Americans				
	Cameron Stevens	K, HM		Craig Aukerman	DB		Nate Arnold	DL
	Will Harnar	OL, HM	1998	Bo Hurley	QB	1992	Steve Mutersbaugh	OL
	Kevin McCann	LB, HM		Darrell Ramsey	TE	1990	Jermaine Ward	RB
2006	Nick Notario	DB, 2nd Team	1997	Tom Hanson	OL	1988	Mike Collett	DL
	Caleb Meyer	DB, HM		Bart Conley	DB		Shane Dennison	DB
	Mike Patrick	OL, HM		Craig Aukerman	DB	1987	Tony Holland	OL
	Darren Paige	WR, HM		Nate Arnold	DL		Bob Heitkamp	LB
	Marquis Hayes	DB, HM	1996	Nate Weihrauch	DB	1986	Chuck Hale	OL
2005	Melvyn Griffin	DB, 1st Team		Jason May	OL	1985	Rich Ambrose	DL
	Robby Rouault	WR, HM		Cal Dietz	OL		Jack Buchanan	OL
	Joel McDaniel	RB, HM	1995	Nate Arnold	DL	1984	Randy Hambrick	DB
	Mike Patrick	OL, HM		Ray Long	LB		Derek Hutchinson	WR
	Caleb Meyer	DB, HM		Nate Weihrauch	DB		Bryon Krupp	DL
	Nick Notario	DB, HM	1994	Ray Long	LB		Keith Cupp	OL
2004	Michael Simpson	RB, 1st Team		Loren Ragland	OL	1983	Keith Cupp	OL
	Harry Garland	DB, 1st Team	1993	Marty Simon	OL		Charles Dukes	DL
	Mike Patrick	OL, 2nd Team		Bob Heitkamp	LB		Jon Huffman	DB
	Dale Everman	DL, HM	1992	Chris Smith	DL	1982	Bryonn Krupp	LB
	Jeremy Cole	DB, HM		Bob Heitkamp	LB	1981	L.C. Coleman	RB
	Melvyn Griffin	DB, HM	1991	Matt Maglicic	DL	1980	Gerald Dowe	LB
	Matt Berger	OL, HM		Tim Russ	OL		Brian Vogt	DL
	Nick Notario	DB, HM	1990	Chuck Hale	OL		Brian Washington	DB
2003	Cody Cramer	LB, 1st Team	1989	Andre Roberts	DB	1979	Mike Myers	OL
	Jackson Harris	DL, 1st Team		Rick Mielcarek	DL		Bob Inniger	DB
	Phil Gunder	OL, 2nd Team	1987	Dana Wright	RB	1977	Mike Myers	OL
	Jack Beuschlein	OL, HM	1986	Bryon Krupp	DL		Jerry Campbell	DL
	Jared Bindel	DL, HM		Dana Wright	RB	1976	Dave Berger	OL
	Steve Cotterman	DL, HM	1985	Jon Huffman	DB		Tim Tagliapietra	DB
	Dale Everman	DL, HM		L.C. Coleman	RB	1971	Kevin Cassidy	DB
	Ty Rhoad	WR, HM	1984	Brian Vogt	DL	1966	Pat Gibson	OL
2002	Robert Campbell	RB, 1st Team		Curtis Davidson	OL		Randy Farabee	FB
	Brad Dunlap	OL, 1st Team	1983	Brian Washington	DB	1964	Bill Miller	DL
	Jackson Harris	DL, 1st Team		Chris Riley	LB		Doug Miller	DL
	Cody Cramer	LB, 1st Team	1982	Curtis Davidson	OL	1957	Dave Bethany	OL
	Mike Daring	DL, HM		Ken Agee	RB	1956	By Morgan Jr.	DB
	Bill Eiseman	OL, HM	1981	Jerry Campbell	LB		Jim Lane	RB
	Phil Gunder	OL, HM		Nelson Bolden	RB	1955	Bob Montgomery	DL
	Eric Krauss	DB, HM	1980	Pat Gibson	OL		Lavern Kremer	OL
	Jeff Frasor	QB, HM	1979	Nelson Bolden	RB		Joe Vajentic	OL
2001	Jackson Harris	DL, 2nd Team		Rick Hatfield	WR		Bob Thomas	OL
	Mark Inkrott	TE, 2nd Team	1978	Ben Finch	DL		Dale Gillespie	FB
	Ken Meibers	OL, 2nd Team		Pat Gibson	OL		Bill Taborn	OL
	Cody Cramer	LB, 2nd Team		Rick Hatfield	WR			
	Robert Campbell	RB, HM		Ben Finch	DL			
	Corey Coe	LB, HM	1977	Mark Newburg	OL			
	Mike Daring	DL, HM		Dave Doak	DB			
	Brad Dunlap	OL, HM	1975	Mickey Davis	OL			
	Harry Garland	DB, HM	1971	Allen Smith	RB			
2000	Brian Baker	LB, 2nd Team	1968	Paul Riley	OL			
	Corey Coe	DB, HM						
	Brad Dunlap	OL, HM	1965					
	Bryan Heiber	QB, HM	1964					
	Mark Inkrott	TE, HM						
	Ken Meibers	OL, HM						
1999	Jesse Howard	DB, 2nd Team						
	Darrell Ramsey	TE, 2nd Team						
	DeShannon Butler	WR, HM						
	Edward Cutliff	DL, HM						
	Bryan Heiber	QB, HM						
	Terry Joliff	LB, HM						



Outstanding Oilers

NAIA District 22 Selections

1987	Randy Hambrick
1983	Wilson Beard
	Rick Gross
1982	Todd Auvil
	Steve Spencer
	Doug Coate
	Scott Heizman
	Rick Gross
	Wilson Beard
1981	Steve Spencer
	Doug Coate
	Scott Heizman
	Marty Wyzic
	Rick Gross
	Wilson Beard
	Jerry Campbell
1980	Marty Wyzic
	Rick Gross
	Wilson Beard
	Bob Inniger
	Pat Roncagli
	Jerry Campbell
1979	Bob Inniger
	Pat Roncagli
	Jerry Campbell
	Paul Street
	Jim Ryan
	Denny Maag
1978	Bob Inniger
	Pat Roncagli
	Jerry Campbell
	Paul Street
	Jim Ryan
	Denny Maag
	Denny Severin
1977	Pat Roncagli
	Paul Street
	Jim Ryan
	Denny Maag
	Denny Severin
1976	Paul Street
	Jim Ryan
	Denny Maag
	Denny Severin
	Mark Niswonger
1975	Denny Severin
	Mark Niswonger
1974	Mark Niswonger
1973	Mark Niswonger
1966	By Morgan Jr.
1965	By Morgan Jr.
	Mickey Cottrell
1964	By Morgan Jr.
	Mickey Cottrell
	Tony Palmieri
1963	Tony Palmieri
1962	Tony Palmieri

Hall of Fame Coach Dick Strahm





Hall of Fame Coach Dick Strahm



Jon F. Hanson, Chairman of The National Football Foundation and College Hall of Fame (NFF), announced the Divisional Hall of Fame Class for 2004, which includes players and coaches from NCAA Divisions I-AA, II, III, and the NAIA (National Association of Intercollegiate Athletics).

Former University of Findlay football coach Dick Strahm was included in the class and inducted on Saturday, Aug. 14, 2004 at the College Football Hall of Fame in South Bend, Ind.

Strahm, who coached the Oilers from 1975-1998, won four NAIA Division II National Championships and is Findlay's all-time leader in wins with 183. His winning percentage (.736), coupled with his win total, are records, which may never be broken at The University of Findlay.

Strahm's first NAIA Division II National Championship came during the 1979 season when he guided the Oilers to a 10-1-1 record and a 51-6 shellacking of Northwestern University in the title game. The championship win was the Oilers first in school history for any of their athletic programs. One year before, Strahm made it to the NAIA National Championship game, but fell 7-0 to Concordia University.

Strahm had to wait 13 years to get back to the NAIA Division II National Championship game but it was well worth the wait as his 1992 squad produced his second National Championship with a 12-1 record after beating Linfield College 26-13 for the title.

In 1995, Strahm earned a share of his third National Championship as coach of the Oilers after tying Central Washington 21-21 in the NAIA Division II National Championship game. His team finished the '95 season with a 10-1-2 overall record.

The Oilers 1997 squad was probably the best team to ever be assembled at The University of Findlay. The Oilers finished the season with a 14-0 record en route to Strahm's fourth and final National Championship. The '97 squad ran away with the title, beating Willamette 14-7 in the title game. During the perfect season, Findlay clobbered all of their opponents, outscoring them 567-179. The 567 points were the most points scored by any team ever at The University of Findlay.

Overall, Strahm guided the Oilers to a remarkable 22 winning campaigns in his 24 seasons. He won a share of 13 conference titles and made an appearance in the NAIA National Playoffs 12 times. Strahm has also coached 38 NAIA All-Americans, 16 NAIA scholar-athletes and one NAIA Player of the Year. He also helped transition the Oilers from NAIA to NCAA Division II, in which they became a full-time member in 2000, competing in the Great Lakes Intercollegiate Athletic Conference (GLIAC).

All of Findlay's success has not come without personal accolades for Strahm. He has been named NAIA District 22 Coach of the Year an amazing 12 times, Hoosier-Buckeye Conference Coach of the Year nine times, Mid-State Football Association Coach of the Year twice and NAIA's top coaching honor, National Coach of the Year, four times during his stellar career with the Oilers.

Strahm joined fellow coaches Thomas Beck (Illinois Benedictine, Elmhurst, Grand Valley State) and Charlie Richard (Baker) as the 2004 inductees. Harold Davis (Westminster), Darrell Green (Texas A & I), Garney Henley (Huron), Jackie Hunt (Marshall), Dan Ross (Northeastern) and William Stromberg (John Hopkins) will also be inducted as players.

Strahm has also released a book on his life, which is titled "Just Call Me Coach". The book was published and released in December of 2008.

"Just Call Me Coach," written by Lima, Ohio freelance writer John Grindrod, chronicles not only Strahm's success on the football field, but also his battles for survival against heart disease, stroke and cancer. Inspirational and full of anecdotes from a coaching career that spanned nearly 40 years, "Just Call Me Coach" portrays the character and competitiveness that made Strahm one of the most honored and beloved coaches in the nation.

Jim Tressel, former head football coach at Ohio State University, said, "But perhaps the greatest story ever written in this state that revolves around this game is the story of the legendary Dick Strahm."

Dick Vitale, television analyst for ESPN, said, "This book will touch you with the story of one man whose desire to succeed and courage in overcoming adversity made him a winner both on and off the field."

Readers get a glimpse of his upbringing in Toledo, Ohio, his formative years as a coach at Lakota, Bryan and Warren Western Reserve high schools and his foray into Division I football as a defensive coach at the University of Toledo and Kansas State University.

In a turnabout, he decided to become head coach at small Findlay College, arriving in 1976. In a brief four seasons, he turned a struggling program into a national champion.

Coach Strahm proved it wasn't a fluke by earning three more national titles before retiring with a 183-64-5 record in 1998 after 24 years at Findlay.

Career Coaching Record

Year	Record	Championship
1975	2-8	
1976	6-3	
1977	6-2-1	
1978	11-1	
1979	10-1-1	National Champions
1980	5-4	
1981	8-1	
1982	8-1	
1983	8-2	
1984	6-3	
1985	10-1	
1986	5-4	
1987	5-4	
1988	3-6	
1989	7-3	
1990	7-2-1	
1991	9-3	
1992	12-1	National Champions
1993	8-3	
1994	6-4	
1995	10-1-2	National Champions
1996	12-1	
1997	14-0	National Champions
1998	5-5	
24 Years	183-63-5	

NAIA National Championships



The University of Findlay football program enjoyed great success when they competed in the National Association of Intercollegiate Athletics (NAIA) before jumping to the National Collegiate Association of Athletics (NCAA) Division II ranks. During the Oilers time in the NAIA, their football team picked up four national titles and was considered one of the premier programs in the nation.

The storied success began during the 1978 season when Findlay went 11-1 under the guidance of Hall of Fame coach Dick Strahm. The Oilers reached the NAIA national championship game in 1978 but were upended 7-0 by Concordia University in the finals.

Ben Finch, Pat Gibson and Rick Hatfield were all named all-American after leading the Oilers during the 1978 campaign.

Finch was a standout defensive end, Gibson anchored the offensive line as a mauling guard and Hatfield was a threat on the outside of the offense as a standout wide receiver.

In 1979, Strahm again led the Oilers back to the national title game, this time picking up the trophy with a 51-6 win over Northwestern University. The victory gave the Oilers their first ever national championship and established the program as one of the best in the nation. Findlay finished the remarkable year with a 10-1-1 record.

Several players from the 1979 squad were rewarded for their work on the gridiron Gibson and Hatfield again earned all-American honors and were joined by stellar running back Nelson Boldon who ran through defenders on his way to the prestigious award.

The Oilers would then make the playoffs during the 1983, 1984 and 1985 seasons but failed to advance more than two rounds. After a dry spell so to speak, Findlay would then reach the playoffs again in 1991 before claiming the 1992 title after defeating Linfield College 26-13. The Oilers finished the 1992 campaign with a 12-1 record.

Anchored by the defense during the 1992 season, linebacker Bob Heitkamp and defensive lineman Chris Smith were both named all-American after helping the Oilers win the national championship for the second time in school history.

Findlay would continue to play top notch football in 1993 and 1994, making the playoffs in both of those years, before regaining their national title in 1995. The Oilers earned a share of the title due to their 21-21 tie against Central Washington University in the championship game as they wrapped up the 1995 season with a 10-1-2 record.

Individually, the Oilers had four players earn all-American honors during the 1995 campaign. Cal Dietz, Nate Arnold, Ray Long and Nate Weihrach were the recipients of the award.

Dietz played along the offensive line, Arnold was a standout lineman on the defensive side of the ball, Long wrapped up hordes of ball carriers from his linebacker position and Weihrach dominated the defensive secondary.

In 1996, Findlay would finish 12-1 but a loss to Western Washington University in the third round of the playoffs ended their chances for back-to-back championships.





NAIA National Championships

The 1997 season will go down as one of the best ever at UF as the Oilers crushed every opponent on their way to a perfect 14-0 record and their fourth and final NAIA National Championship. The Oilers out-scored their opponents 567-179 during the season and were led by quarterback Bo Hurley who was named the NAIA Player of the Year.

A first team all-American, Hurley was joined by Darrell Ramsey, Tom Hanson, Bart Conley and Craig Aukerman as all-American during the record setting season.

Ramsey was one of Hurley's favorite targets from the tight end position, Hanson was a reliable force along the offensive line, Conley was a stout linebacker and Aukerman patrolled the secondary game-by-game from his defensive back position.

The high time of the Oilers success in the NAIA came under the tutelage of Strahm who wrapped up his career with 21 winning seasons. He guided Findlay to 12 appearances in the NAIA playoffs, accumulating a 19-7-1 record, and was responsible for all four of the Oilers national championships. Strahm and his squad was also very tough to beat at home as the Oilers went 117-26-2 (.814) against NAIA competition which included 21 of their 33 shutout victories when he was coaching.

From a conference standpoint, Strahm led the Oilers during the NAIA days to at least a share of 13 conference titles despite being an independent for eight years.