



FIGHTING ILLINI

WOMEN'S BASKETBALL GAME NOTES



F FIGHTINGILLINI.COM
#ILLINI // #ONEWAY

X @IlliniWBB
@IlliniAthletics

IG @IlliniWBB
@IlliniAthletics

f facebook.com/IlliniWBBasketball
facebook.com/IlliniAthletics

SCHEDULE/RESULTS (15-5, 5-4 B1G)

DATE	OPPONENT (TV/STREAM)	TIME (CT)/RESULT
Oct. 30	Maryville-Exhibition (B1G+)	W, 79-60
Nov. 4	SEMO (B1G+)	W, 91-67
Nov. 9	Illinois State (B1G+)	W, 75-65
Nov. 14	at Oregon State (ESPN+)	L, 59-64
Nov. 18	^ Murray State (B1G+)	W, 84-64
Nov. 23	at Florida St. (ACCNX)	W, 86-63
Nov. 26	Western Kentucky (B1G+)	W, 70-41
Nov. 30	Le Moyne (B1G+)	W, 100-28
Dec. 2	Bellarmine (B1G+)	W, 90-41
Dec. 6	* [-/RV] Indiana (BTN)	W, 78-57
Dec. 10	! at Missouri (SEC Network)	W, 70-62
Dec. 14	North Texas (B1G+)	W, 81-69
Dec. 19	Jackson State (B1G+)	W, 86-43
Dec. 28	* at Purdue (BTN)	W, 83-73
Jan. 1	* #7/6 Maryland (BTN)	W, 73-70
Jan. 4	* at #24/19 Michigan St. (BTN)	L, 75-81
Jan. 7	* #19/19 Ohio State (B1G+)	L, 69-78
Jan. 11	* at Penn State (BTN)	W, 92-76
Jan. 15	* at #8/7 Michigan (Peacock)	L, 69-85
Jan. 18	* Northwestern (B1G+)	W, 74-71
Jan. 24	* at #24/RV Nebraska (BTN)	L, 75-81
Jan. 28	* #2/2 UCLA (B1G+)	6 PM
Feb. 1	* at #25/24 Washington (FS1)	5 PM
Feb. 4	* at Oregon (B1G+)	8 PM
Feb. 8	* USC (B1G+)	12 PM
Feb. 11	* Wisconsin (B1G+)	6 PM
Feb. 17	* Rutgers (Big Ten Network)	6 PM
Feb. 22	* at Northwestern (B1G+)	2 PM
Feb. 26	* at #8/8 Iowa (Big Ten Network)	8 PM
Mar. 1	* [RV/RV] Minnesota (B1G+)	2 PM
Mar. 4-8	# Big Ten Tournament	

^ - Field Trip Day game
! - McBride Homes Braggins' Rights
* - Big Ten game
- Big Ten Tournament

GAME 21 | [RV/RV] ILLINOIS VS. NO. 2/3 UCLA

JAN. 28, 2026 | 6 PM CT | CHAMPAIGN, ILL. | STATE FARM CENTER (15,544)

ILLINOIS FIGHTING ILLINI



Team Information

2025-26 Record 15-5 (5-4 B1G)
Last Game..... L, 75-81 at Nebraska, 1/24/26
Rankings (AP | Coaches)..... RV | RV
NET (1/27/26)..... 35
Head Coach Shauna Green (Canisius, 2002)
Overall Record 234-115 (12th Season)
Record at Illinois 78-40 (4th Season)

UCLA BRUINS



Team Information

2025-26 Record 19-1 (9-0 B1G)
Last Game..... W, 80-46 at Northwestern, 1/25/26
Rankings (AP | Coaches)..... 2 | 2
NET (1/27/26)..... 2
Head Coach Cori Close (UCSB, 1993)
Overall Record 340-144 (15th Season)
Record at School..... 340-144 (15th Season)

TEAM STATISTICAL COMPARISON

CATEGORY	ILL	UCLA
Points Per Game	79.0	87.1
Points Allowed Per Game	64.0	56.2
Field-Goal Percentage	45.8	51.6
Opponent Field-Goal Percentage	40.2	35.7
Three-Point Field-Goal Percentage	34.6	39.1
Opponent Three-Point Field-Goal Percentage	29.0	27.2
Free-Throw Percentage	83.2	77.4
Rebounds Per Game	37.3	43.5
Rebounding Margin	6.7	15.8
Assists Per Game	16.3	22.6
Turnovers Per Game	12.9	12.9
Opponent Turnovers Per Game	15.9	14.6
Steals Per Game	7.1	8.9
Blocks Per Game	2.8	4.6

BY THE NUMBERS

» Illinois has earned seven ranked wins under Shauna Green.
» Green has led the Illini to 7 postseason wins (BTT, WBIT, NCAA)
» Illinois is 65-11 under Green when holding teams under 70 pts
» Illinois is the 3rd youngest P4+BigEast team, and youngest in B1G
» 6'7" R-SO Lety Vasconcelos is the tallest player in program history
» The Illini roster now includes the top-ranked player from the state of Illinois from the last 3 years (Destiny Jackson, Aaliyah Guyton, Jasmine Brown-Hagger)

BROADCAST INFO

VIDEO: **BIG+**
Play-by-Play Scott Sudikoff
Analyst..... Cooper O'Kelly
Sideline..... Ella Peterson
» B1G+ App
» bigtenplus.com/live
AUDIO: Busey Bank Illini Sports Network
Play-by-Play: Mike Koon
Analyst..... Kendall Bostic
» WDWS-AM 1400 / WHMS-FM 93.9
» Varsity App
» SiriusXM 83
» Fightingillini.com/listen
LIVE STATS: Statbroadcast
» Illinois.Statbroadcast.com

MEDIA BOX FOLDER



2025-26 ILLINOIS WOMEN'S BASKETBALL ROSTER

No.	Name	Pos.	Ht.	Yr.	Hometown / High School / Previous College	GP-GS	PPG	RPG	APG	BPG	SPG
1	Aaliyah Guyton	G	5-7	So.	Peoria, Ill. / Peoria HS / Iowa	16-2	6.1	2.1	2.3	0.0	0.6
2	Destiny Jackson	G	5-6	Fr.	Chicago, Ill. / Whitney Young Magnet HS	20-20	8.2	4.0	4.8	0.1	1.4
3	Erica Finney	G	6-0	Fr.	Sydney, Australia / Cammeraygal HS						
4	Gretchen Dolan	G	5-11	R-So.	Buffalo, N.Y. / Williamsville South HS	17-17	13.6	3.6	2.9	0.4	1.2
6	Irene Noya Catoira	F	6-3	So.	Vilagarcia de Arousa, Pontevedra, Spain / Institut Joaquim Blume	12-0	1.8	1.7	0.4	0.3	0.4
8	Jasmine Brown-Hagger	G	5-9	Jr.	Shorewood, Ill. / Example Academy / Mississippi State	20-20	5.8	2.1	1.7	0.1	1.0
11	Manuella Alves	F	6-3	Fr.	Rio de Janeiro, Brazil / IMG Academy						
12	Mia Zenere	G	5-11	So.	Mokena, Ill. / Example Academy	4-0	1.0	0.5	0.3	0.0	0.0
21	Naomi Benson	F	6-2	Fr.	Streetsboro, Ohio / Streetsboro HS	12-0	0.8	0.8	0.0	0.2	0.0
23	Berry Wallace	F	6-1	So.	Pickerington, Ohio / Pickerington Central HS	20-20	19.8	6.9	1.8	0.5	0.6
24	Gisela Segura	F	5-11	Gr.	Cervera, Spain / Institut Joaquim Blume / Franklin Pierce / LIU	5-0	0.6	0.6	0.0	0.0	0.0
25	Hayven Smith	C	6-6	So.	Frankfort, Ill. / Lincoln-Way East HS	11-0	0.2	0.5	0.0	0.1	0.0
30	Cearah Parchment	F	6-3	Fr.	Whitby, Ontario, Canada / Fort Erie International Academy	20-20	12.0	8.1	1.2	0.6	1.8
34	Maddie Webber	G	5-11	Jr.	Bridgeville, Pa. / South Fayette HS / Villanova	20-1	11.3	2.8	1.7	0.3	0.5
35	Lety Vasconcelos	C	6-7	R-So.	Miguel Calmon, Bahia, Brazil / Montverde Academy (FL) / Baylor	20-0	3.6	3.1	0.6	0.6	0.2

Head Coach: Shauna Green (4th season at Illinois, 12th overall)

Associate Head Coach: Calamity McEntire (4th season at Illinois)

Assistant Coaches: Britney Anderson (3rd season at Illinois), DeAntoine Beasley (4th season at Illinois), Emily Durr (4th season at Illinois), Jackie Alexander (1st season at Illinois)



QUICK FACTS

UNIVERSITY INFORMATION

Location Urbana-Champaign, Ill. (140,000)
 Founded 1867
 Enrollment 60,848
 Colors Orange & Blue
 Nickname Fighting Illini
 Affiliation NCAA Division I
 Conference Big Ten
 President Timothy L. Killeen
 Chancellor Charles Lee Isbell Jr.
 Athletic Director Josh Whitman
 Senior Woman Administrator (SWA) Sara Burton
 Home Court (capacity) State Farm Center (15,544)

TEAM HISTORY

First Year 1974-75
 Overall Record 724-781 (1,505) (.481); 52nd year
 Big Ten Record 278-464 (742) (.375); 44th year
 State Farm Center Record 344-233 (576) (.597); 40th year
 Years in NCAA (10) 1982, '86, '87, '97, '98, '99, '00, '03, '23, '25
 Years in WBIT (1) 2024
 Years in WNIT (8) 2001, '02, '05, '06, '07, '08, '10, '13
 WBIT Championships (1) 2024
 Big Ten Titles (1) 1997 (RS)
 20-win seasons (8) 1981, '86, '97, '98, '00, '08, '23, '25
 20-win regular seasons (4) '97, '00, '23, '25

2025-26 RETURNING/LOST

Starters Returning/Lost 1/4
 Letterwinners Returning/Lost 7/7
 Newcomers in 2025-26 (Freshmen/Transfers) 5/3

COACHING STAFF

Head Coach Shauna Green (Canisius '02)
 Career Record 234-115 (12th season)
 Record at Illinois 78-40 (4th season)
 Associate Head Coach Calamity McEntire (4th season)
 Assistant Coach Britney Anderson (3rd season)
 Assistant Coach DeAntoine Beasley (4th season)
 AC/Dir. of Recruiting Operations Emily Durr (4th season)
 Assistant Coach Jackie Alexander (1st Season)
 Director of Operations Maya Solomon (4th season)
 Video & Scouting Ops. Coord. Justin Peak (5th season)
 Strength & Conditioning Coach Kilee Fletcher (9th season)
 Athletic Trainer Autumn Taylor (7th season)
 Sport Psychologist Dr. Becky Cook (3rd season)
 Ast. Dir. of Scouting/Video Zachary Choo (1st Season)

ATHLETICS COMMUNICATION

Women's Basketball SID Jess Leifheit
 Cell Phone 630-870-9582
 Email jessleif@illinois.edu

HANGING IN THE STATE FARM CENTER RAFTERS

Ashley Berggren • Jersey hung Feb. 22, 2009

- » First Illini WBB player to have jersey honored
- » Played from 1994-98
- » Illinois' second all-time leading scorer (2,089)
- » Big Ten Player of the Year (1997)

Jonelle Polk McCloud • Jersey was hung Jan. 29, 2023

- » Played from 1983-87
- » Illinois' third all-time leading scorer (1,984)
- » 2x First-Team All-Big Ten (1986, '87)
- » 1987 Big Ten Medal of Honor & 2x All-District

Jenna Smith • Jersey was hung Feb. 5, 2023

- » Played from 2007-10
- » Illinois' all-time leading scorer (2,160)
- » 2nd on Illinois' all-time rebounding list (1,217)
- » 3x First-Team All-Big Ten (2008, '09, '10)

Theresa Grentz • HOF Banner was hung Feb. 19, 2023

- » First Illini WBB coach to have banner hung
- » Coached at Illinois from 1995-2007
- » Inducted into WBB Hall of Fame in 2001
- » Inducted into Naismith Basketball HOF in 2022
- » BIG Coach of the Year in 1997 & '98
- » Illinois all-time WBB wins leader (210)

TOP HOME ATTENDANCES

#	ATTENDANCE	DATE	RESULT	OPPONENT
1.	16,450 [^]	2/21/99	W, 86-73	Iowa
2.	16,050 [^]	2/23/97	L, 75-80	Purdue
3.	14,361	11/18/25	W, 84-64	Murray State
4.	13,486	11/18/24	W, 94-25	Le Moyne
5.	13,212	2/20/00	W, 70-61	Ohio State
6.	11,563	11/15/23	W, 103-33	Saint Peter's
7.	10,658	2/7/99	W, 79-73	Ohio State
8.	10,386	1/4/98	W, 88-48	Colorado
9.	10,092	1/18/99	L, 60-71	Purdue
10.	9,843	1/9/00	W, 91-61	Indiana
11.	9,109	1/22/99	W, 94-85	Penn State
12.	8,967	1/27/02	L, 78-92	Michigan
13.	8,275	11/23/97	L, 65-79	Old Dominion
14.	8,141	11/16/22	W, 100-38	McNeese St.
15.	7,731	12/19/98	W, 97-77	Florida
16.	7,632	2/6/00	W, 81-49	Minnesota
17.	7,074	12/10/00	L, 55-97	No. 1 UConn
18.	7,052	1/3/09	L, 48-52	Minnesota
19.	6,889	3/2/25	L, 69-78	Michigan
20.	6,658	2/5/99	L, 73-76	Northwestern
21.	6,606	1/21/01	L, 64-72	No. 6 Purdue
22.	6,651	1/2/00	W, 82-65	No. 5 Georgia

Crowds of 6,500 or more included in this all-time list.

% Sellout | **Bolded means under Shauna Green**

[^] Played prior to 2014-16 renovation that reduced seating capacity to current 15,544 mark.

2025-26 ACCOLADES

GRETCHEN DOLAN

» Big Ten Weekly Honor Roll (12/15/25)

DESTINY JACKSON

» Big Ten Freshman of the Week (11/24/25)















CEARAH PARCHMENT

» Big Ten Freshman of the Week (12/8/25)
 » Big Ten Freshman of the Week (1/5/26)
 » Big Ten Freshman of the Week (1/26/26)

BERRY WALLACE

» Big Ten Weekly Honor Roll (11/10/25)
 » Big Ten Weekly Honor Roll (1/5/26)
 » Big Ten Weekly Honor Roll (1/19/26)

2025-26 BIG TEN STANDINGS

LOGO	TEAM	CONF	PCT ↓	HOME	AWAY	STRK	DVR	PCT	HOME	AWAY	NTRL	LTD
	Iowa	9-0	1.000	5-0	4-0	W9	18-2	.900	11-0	5-1	2-1	9-1
	UCLA	9-0	1.000	4-0	5-0	W9	19-1	.950	9-0	5-0	5-1	10-0
	Michigan	8-1	.889	5-0	3-1	W6	17-3	.850	11-0	4-1	2-2	8-2
	Michigan State	7-2	.778	4-0	3-2	W1	18-2	.900	10-0	4-2	4-0	9-1
	Ohio State	7-2	.778	3-1	4-1	L1	18-3	.857	11-1	4-2	3-0	8-2
	Washington	6-3	.667	4-1	2-2	W4	16-4	.800	12-1	4-3	0-0	7-3
	Illinois	5-4	.556	3-1	2-3	L1	15-5	.750	11-1	4-4	0-0	6-4
	Maryland	5-4	.556	2-2	3-2	L2	17-4	.810	12-2	3-2	2-0	6-4
	Minnesota	5-4	.556	3-2	2-2	W2	14-6	.700	10-2	3-3	1-1	7-3
	Wisconsin	5-5	.500	4-1	1-4	L1	13-8	.619	11-1	2-5	0-2	5-5
	Nebraska	4-5	.444	3-2	1-3	W1	15-5	.750	11-2	1-3	3-0	5-5
	Oregon	3-6	.333	2-3	1-3	W1	15-7	.682	10-3	3-3	2-1	4-6
	Purdue	3-6	.333	2-2	1-4	W1	11-9	.550	10-2	1-7	0-0	5-5
	USC	3-6	.333	2-2	1-4	L2	11-9	.550	8-3	1-5	2-1	4-6
	Northwestern	2-7	.222	2-3	0-4	L2	8-12	.400	6-5	1-6	1-1	2-8
	Rutgers	1-8	.111	0-5	1-3	L2	9-11	.450	8-6	1-5	0-0	2-8
	Indiana	0-9	.000	0-4	0-5	L9	11-10	.524	8-4	2-5	1-1	2-8
	Penn State	0-10	.000	0-5	0-5	L10	7-14	.333	4-6	1-6	2-2	0-10



GAME NOTES

OPENING TIP

The 52nd campaign of Illinois women's basketball continues on Wednesday, Jan. 28, when Illinois hosts #2 UCLA for a 6 p.m. CT game on B1G+ from State Farm Center. Mike Koon (PxP) and Kendall Bostic (color) will call the action for the Illini on the Bussey Bank Illini Sports Network (1400 AM/93.9 FM). Streaming, audio, and stats links are also available at FightingIllini.com/WBB.

- Illinois has a ranked win all 4 seasons under Green
- Illinois has been ranked during all 4 seasons under Green
- The Illini's 11-game win streak was the longest single-season streak and tied the longest win streak that spanned the 2023-24 and 2024-25 seasons
- 10 noncon wins tied program record
- Illinois went a perfect 6-0 in December
- Best 14-game start in program history at 13-1
- Matched best 15-game start at 13-2
- Illinois' 3-0 start in Big Ten play was the program's best start since a 4-0 start during the 1999-2000 season
- The Illini faced a 3-game 7-day span vs. ranked opponents (#7/6 Maryland, at #24/19 Michigan State, #19/19 Ohio State)
- Illinois' next 2 opponents are ranked

THE NEXT WIN WOULD...

- Move the Illini to 4-2 all-time vs. UCLA
- Improve Green to 1-1 overall vs. UCLA
- Move Illinois to 3-0 vs. UCLA in Champaign
- Move Illinois to 50-12 in home games under Green
- Mark UI's first 6-4 B1G start since 2022-23
- Move Green's career record to 234-111 in 12 seasons
- Improve Green to 36-28 in Big Ten games
- Move Green's DI record to 206-90 in 10 seasons
- Move Green's Illinois record to 79-40
- Give Illinois WBB an all-time record of 725-780
- Move UI to 2-4 vs. ranked teams this season

ABOUT THE OPPONENT

UCLA is off to a 19-1 start on the season including a 9-0 reading in Big Ten play. The Bruins and Illini both have shared wins against Penn State, Maryland, Purdue, and Northwestern. UCLA owns a 13 game win streak. Head coach Cori Close is in her 15th season in Los Angeles and has led the Bruins to the Final Four last season and the Sweet 16 or better in each of the past three seasons.

ALL-TIME SERIES INFO

Illinois leads the all-time series against UCLA, 3-2, with Wednesday's game marking the sixth all-time meeting. The Illini lead 2-0 when the series has been played in Champaign. Prior to last season's meeting as Big Ten foes, the most recent meeting between the Illini and Bruins came during the 2004-05 campaign.

DOLAN MEDICAL HARDSHIP WAIVER APPROVED

On Dec. 12, 2025, Illinois got word that Gretchen Dolan's medical hardship waiver for the 2024-25 season was approved by the NCAA, giving the Buffalo, N.Y. native the year of eligibility back. Green made the announcement at media availability that day. As of that day, Dolan is listed as a redshirt sophomore on the 2025-26 roster.

BEST 20-GAME STARTS

Illinois women's basketball has recorded a 15-5 record through 20 games played each of the past two seasons.

BEST 20-GAME STARTS

Rank	Season	Record	Coach
1.	2022-23	16-4	Green
	1996-97	16-4	Grentz
	1981-82	16-4	Schroeder
	1980-81	16-4	Schroeder
5.	4x, MR 2025-26	15-5	Green

TAKING CARE OF THE BALL

Since the arrival of Shauna Green, Illinois has taken care of the basketball at an elite clip, turning in three straight seasons ranked with the second fewest turnovers in the Big Ten. The staff's goal is 13 turnovers or less per game and the Orange and Blue have averaged below that all three seasons completed seasons.

TURNOVERS/GAME UNDER GREEN

Season	Avg.	B1G Rank	D-1 Rank
2022-23	12.9	2nd	27th

2023-24	12.4	2nd	16th
2024-25	12.6	2nd	24th
2025-26	12.9	3rd	23rd

EFFICIENCY FROM THE CHARITY STRIPE

Green's Illini have been incredibly efficient from the free throw line. Illinois has led the Big Ten in free throw shooting the last two completed seasons and is doing so once again in 2025-26. The Illini's numbers from 2023-24 and 2024-25 are the two best completed single-season free throw percentages in program history. Following the holiday break, Illinois leads Division I with an 83.2% mark from the stripe.

FREE THROW PERCENTAGE UNDER GREEN

Season	Pct.	B1G Rank	D-1 Rank
2022-23	75.6	8th	53rd
2023-24	79.5	1st	6th
2024-25	79.3	1st	7th
2025-26	83.2	1st	1st

3-TIME FRESHMAN OF THE WEEK

Fighting Illini rookie Cearah Parchment turned in a career day in Illinois' near comeback on the road at No. 24 Nebraska on Saturday. For her performance, the Big Ten office announced her as Co-Freshman of the Week on Monday afternoon.

For games from Jan. 19-25, Parchment averaged 25.0 points, 11 rebounds, and 1.0 steals per game, while shooting 58.8 FG%, 50.0 3FG%, and 75 FT%.

On Saturday, Parchment recorded a career-high 25 points along with 11 rebounds (6 offensive) for her sixth double-double of the season, and second-straight game with one. The Canadian scorched the nets, going 10-for-17 from the field, 2-for-4 from 3-point range, and 3-for-4 at the free throw line.

The Jan. 26 accolade marks the third Big Ten Freshman of the Week recognition of the season for Parchment and fourth overall for the Fighting Illini.

GREEN CLIMBS PROGRAM'S ALL-TIME WIN LIST

Fourth-year head coach Shauna Green continued to move up the program's all-time wins list. Illinois' latest win saw Green post her 78th win at the helm of the program, the tied for the third-most victories by an Illinois women's basketball head coach.

#	HC	WINS	SEASONS	TENURE
1	Theresa Grentz	210	12	1995-2007
2	Laura Golden	83	6	1984-1990
3	Shauna Green	78	4 (active)	2022-Present
4	Jane Schroeder	73	5	1979-1984
5	Jollette Law	69	5	2007-2012
6	Matt Bollant	61	5	2012-2017
7	Kathy Lindsey	50	5	1990-1995
8	Nancy Fahey	42	5	2017-2022
9	Carla Thompson	33	3	1976-1979
10	Steven Douglas	12	3	1974-1976

MADDIE WEBBER OFF THE BENCH

After starting 47 games across her two seasons at Villanova, Maddie Webber has embraced a new role at Illinois and is owning it. Webber become an instant spark for the Fighting Illini off the bench and is putting up a strong argument to be considered the sixth player of the year. Webber came off the bench for the first 17 games of the season and earned her first start as an Illini at Michigan due to a starter being out with injury. Beginning with the game vs. Northwestern, Webber asked to come off the bench for Illinois. Webber is one of just six P4 players across NCAA DI averaging 11.3+ points per game that has started 1 or fewer games this season.

Webber has scored in double figures 12 games in 2025-26 including a pair of 20-point outings. The junior is averaging 11.3 ppg across 24.2 mpg and is shooting marks of 45.7% FG, 44.3 3FG, and 74.1% FT. Webber exploded for 17 points in the fourth quarter at Michigan State on Jan. 4, the most points in a frame under Green.

P4 11.3+ PPG W/≤ 1 START

Player	School	PPG	FG%	3FG%	MPG
M. Webber	Illinois	11.3	45.7	44.3	24.4
K. Oldacre	Texas	11.7	64.3	---	21.0

FIGHTING ILLINI RECORD WHEN...

Stat	2025-26	Under Green
Record at home	11-1	49-12
Record on road	4-4	22-20
Record in neutral-site games	0-0	7-9
Record vs. AP-ranked teams	1-4	7-20
Record as an AP-ranked team	1-1	11-9
Record when on TV	5-3	20-21

Coming off a win	11-4	49-28
Coming off a loss	3-1	25-12

Scoring 80+ points	9-0	37-4
Scoring 70-79 points	6-2	27-10
Scoring 60-69 points	0-2	14-12
Scoring less than 60 points	0-1	0-14

Giving up 70+ points	4-4	13-29
Giving up 60-69 points	6-1	28-10
Giving up 50-59 points	1-0	25-1
Giving up less than 50 points	4-0	12-0

Shooting 55% FGs or better	3-0	11-0
Shooting 50-54% FGs	2-0	16-1
Shooting 45-49% FGs	5-1	29-9
Shooting 40-44% FGs	3-1	14-11
Shooting 30-39% FGs	2-3	7-17
Shooting below 30% FGs	0-0	1-2

Opp. shoot 50% FGs or better	1-0	3-10
Opp. shoot 45-49% FGs	2-3	11-16
Opp. shoot 40-44% FGs	3-1	17-10
Opp. shoot 35-39% FGs	5-0	25-2
Opp. shoot under 35% FGs	3-0	21-1

Shooting 60% 3FG or better	1-0	3-0
Shooting 50-59% 3FGs	1-0	9-2
Shooting 40-49% 3FGs	0-1	17-4
Shooting 30-39% 3FGs	4-2	27-15
Shooting below 30% 3FGs	8-1	21-18

Opp. shoot 60% 3FG or better	0-0	0-1
Opp. shoot 50-59% 3FGs	0-1	3-6
Opp. shoot 40-49% 3FGs	1-2	9-7
Opp. shoot 30-39% 3FGs	6-1	23-11
Opp. shoot below 30% 3FGs	8-1	43-15

Shoots better than opponent	11-0	66-6
Shoots worse than opponent	4-5	12-34

Out-rebound opponent	13-3	64-17
Equal rebounds	0-0	1-1
Opponents out-rebound Illinois	2-2	13-22

Fewer turnovers than opponent	11-0	57-11
Equal turnovers	0-1	3-3
More turnovers than opponent	4-4	18-26

Wearing white uniforms	11-1	48-13
Wearing orange uniforms	3-2	10-9
Wearing blue uniforms	1-2	18-15
Wearing pink uniforms	0-0	2-3

Leading after 1st Quarter	12-2	62-12
Tied after 1st Quarter	0-0	1-3
Trailing after 1st Quarter	3-3	15-25
Leading at halftime	14-0	68-7
Tied at halftime	0-1	1-3
Trailing at halftime	1-4	9-30
Leading after 3rd Quarter	14-0	72-6
Tied after 3rd Quarter	0-0	1-2
Trailing after 3rd Quarter	1-5	5-32

Shoot more FTs than opponent	10-1	49-13
Shoot fewer FTs than opponent	5-4	29-26
Equal FT attempts	0-0	0-1

Game goes to overtime	0-0	1-1
Margin is five points or less	2-1	12-8
Margin is 6-10 points	3-3	13-16
Margin is 11-20 points	3-1	22-13
Margin is 21+ points	7-0	31-3

Playing in November	6-1	23-5
Playing in December	6-0	18-7
Playing in January	3-4	17-13
Playing in February	0-0	12-9
Playing in March	0-0	6-6
Playing in April	0-0	2-0

In day games (before 5 p.m.)	10-2	40-24
In night games (after 5 p.m.)	5-3	38-16



INDIVIDUAL TRENDS (DIVISION I ONLY)

Double-Digit Scoring	2025-26	Career
Maddie Webber	12	52 [^]
Berry Wallace	18	30
Gretchen Dolan	13	20
Jasmine Brown-Hagger	2	14 [^]
Cearah Parchment	12	12
Aaliyah Guyton	5	8 [^]
Destiny Jackson	5	5
Gisela Segura	0	1 [^]

20+ Point	2025-26	Career
Berry Wallace	12	12
Maddie Webber	2	5 [^]
Jasmine Brown-Hagger	0	2 [^]
Gretchen Dolan	2	2
Cearah Parchment	2	2

30+ Point	2025-26	Career
Maddie Webber	0	1 [^]

Double-Doubles	2025-26	Career
Cearah Parchment	6	6
Berry Wallace	1	1

Triple-Doubles	2025-26	Career
----------------	---------	--------

Double-Digit Rebounds	2025-26	Career
Cearah Parchment	5	5
Destiny Jackson	2	2
Berry Wallace	1	1

Double-Digit Assists	2025-26	Career
----------------------	---------	--------

Double-Digit Steals	2025-26	Career
Cearah Parchment	1	1

Games Played	2025-26	Career
Maddie Webber	20	85 [^]
Jasmine Brown-Hagger	20	80 [^]
Gretchen Dolan	17	56
Aaliyah Guyton	16	45 [^]
Berry Wallace	20	45
Lety Vasconcelos	20	37 [^]
Gisela Segura	5	27 [^]
Hayven Smith	11	28
Destiny Jackson	20	20
Cearah Parchment	20	20
Irene Noya Catoira	12	19
Mia Zenere	4	13
Naomi Benson	12	12

Games Started	2025-26	Career
Maddie Webber	1	48 [^]
Jasmine Brown-Hagger	20	37 [^]
Gisela Segura	0	20 [^]
Berry Wallace	20	26
Gretchen Dolan	17	18
Destiny Jackson	20	20
Cearah Parchment	20	20
Aaliyah Guyton	2	3 [^]

[^] Includes stats from previous D1 school
+ Consecutive starts
Only D1 stats are included

GAME NOTES (CONT.)

A. Hargrove	Nebraska	12.2	56.3	41.2	22.2
J. Wooten	Oklahoma St.	12.6	48.8	28.6	27.3
M. Fulwiley	LSU	14.5	50.5	29.5	21.3

YOUNGEST TEAM

Green's fourth Illini squad is by far her youngest, with an average age of 19.83 years as of the start of the 2025-26 campaign. This places Illinois as the third-youngest roster in the Power 4 + Big East behind Kansas State (19.78) and Creighton (19.79).

Only two players — Gretchen Dolan and Gisela Segura — started the season above the age of 21. Segura is the team's oldest, with her 23rd birthday in December.

Meanwhile Cearah Parchment is the youngest player on the team, starting the season at 18 years, four months. She was born on July 4, 2007, just five days after the launch of the iPhone.

RANKED ILLINI

For the fourth straight season under head coach Shauna Green, Fighting Illini women's basketball has been ranked in the Associated Press Top-25 Poll, coming in at No. 25 in the Jan. 12 listings.

Illinois has been ranked in 11 combined AP polls under Green. In 2022-23, the Illini appeared in four Top-25 polls, followed by the preseason rankings in 2023-24, five weeks across 2024-25 and most recently on Jan. 12, 2026. The Illini have now appeared in 74 AP polls all-time across 12 different seasons.

Green joins Naismith Hall of Famer Theresa Grentz as the only two coaches in program history to lead their teams to AP Top-25 ranking appearances in four-straight seasons. The last time Illinois was ranked in four straight seasons was a five season-span from 1996-97 through 2000-01.

SCORCHING THE NETS AT PENN STATE

In Illinois' 92-76 win at Penn State, Illinois saw four players score in double figures led by Berry Wallace's 28 and Maddie Webber's 26 points. The Illini shot 59.6% from the field (34-for-57), their most efficient shooting performance since recording an identical line on March 2, 2023. This marks their best field goal percentage in a regular-season game since Dec. 5, 2018, and their best percentage in a Big Ten game since at least 2002-03. Illinois shot 50% from 3-point range (11-for-22), with five different players making at least one triple. Hit 10+ 3-pointers for the third time this season. Shot at least 50% from beyond the arc for the third time this season.

DOUBLE THE ACCOLADES

For the first time of the 2025-26 campaign, Illinois women's basketball has two players recognized with Big Ten weekly accolades. Cearah Parchment was named the Big Ten Freshman of the Week for the second time this season while Berry Wallace earned a spot on the Big Ten Weekly Honor Roll for the second time as well.

The Illini duo delivered night after night for the Illini during the three-game stretch the award covered (at Purdue, #7/6 Maryland, at #24/19 Michigan State) as Illinois went 2-1 over the span. On top of the first win at Purdue in over a decade, Illinois earned a statement win over No. 7/6 Maryland that marked the highest ranked win over a Big Ten team in program history. Parchment and Wallace have played a large role in Illinois' 13-2 record, matching the best 15-game start in program history.

Parchment delivered a standout three-game stretch for the Fighting Illini following the holiday break, looking nothing like a freshman on the hardwood. The Whitby, Ontario, Canada native averaged 12.3 points, 7.0 rebounds, 1.3 assists, 2.3 steals, and 1.3 blocks per game. The rookie did that while playing 30.5 minutes per game and shooting 44.4% FG (8-for-18), 33.3% 3FG (1-for-3), and 87.0% FT (20-for-23).

Across the three-game span, Wallace averaged 21.7 points, 6.7 rebounds, 2.0 assists, 0.3 steals, and 1 block per game. The sophomore did that while playing 38 minutes per game and shooting a scorching 50% FG (22-for-44), 50% 3FG (8-for-16), and 92.9%

FT (13-for-14). Wallace registered three straight 20-point games and is up to eight on the season.

RINGING IN THE NEW YEAR

Illinois women's basketball defeated No. 7/6 Maryland, 73-70, inside State Farm Center on Thursday evening, its 11th-straight win, tying the longest win streak in program history. The last time Illinois defeated a program ranked 7th or higher, was on Dec. 28, 2012, when it topped Georgia, 70-59. The victory marked Illinois' highest ranked Big Ten win in program history, and gave the Illini their first 3-0 conference start since the 1999-00 season.

Three Illinois players scored in double figures, led by Berry Wallace, who notched 22 points and seven rebounds, her seventh outing with 20 or more points this season. Cearah Parchment added 17 points, eight rebounds, three steals and three blocks and Gretchen Dolan chipped in as well with 17 points.

The Illini took the lead for good on a pair of Destiny Jackson free throws (4Q, 5:39), which followed Jasmine Brown-Hagger's corner 3-pointer (4Q, 6:33). Illinois held Maryland to 8.3% shooting from 3-point range, 1-for-12. UI scored 16 second chance points off 11 offensive rebounds.

RESUMING BIG TEN PLAY AT PURDUE

Four Illini scored in double figures to lead Illinois past Purdue, 83-73, on the road Sunday. Illinois' 10th-consecutive win pushed the Orange and Blue to their first 2-0 start in Big Ten play since 2007-08. The victory was Illinois' first in West Lafayette since 2/21/2015.

The Illini were efficient from the free throw line, sinking 25-of-30 attempts from the line and won the battle of the boards, 35-26. Additionally, Illinois allowed Purdue just four second-chance points while scoring 12.

RANKED WINS UNDER COACH GREEN

Illinois' most recent ranked win came over No. 7/6 Maryland, the first top-10 win for Illinois since 2012-13. The victory also marked the highest-ranked Big Ten win in program history.

In 2024-25, when Illinois went on the road and upset No. 14 Maryland in College Park, Green's unit became the first team since 1999-2000 to win three games vs. AP Top-25 ranked teams. Green led the team to a fourth ranked win in the NCAA Tournament First Round as Illinois took down No. 23 Creighton, which secured a ranked win at home, away, and in a neutral setting. Four ranked wins in a single season tied the program record (1999-00).

The 2026 win marked the seventh such triumph under fourth-year head coach Shauna Green, who guided the Illini to ranked wins five times in Big Ten play.

Green's seven wins over ranked teams are the second-most in Illinois program history behind Theresa Grentz' 26. Overall, Green is 7-20 against top-25 foes.

DATE	OPPONENT	SCORE	LOCATION
Jan. 1, 2023	#12 Iowa	90-86	SFC
Feb. 19, 2024	#14 Indiana	86-66	SFC
Nov. 7, 2024	#19 Florida St.	83-74	SFC
Jan. 9, 2025	#23 Iowa	62-57	SFC
Feb. 2, 2025	#14 Maryland	66-65	College Park, Md.
Mar. 22, 2025	#23 Creighton	66-57	Austin, Texas
Jan. 1, 2026	#7 Maryland	73-70	SFC

BIG TEN ROAD WINS

Illinois has won 15 road Big Ten games under Shauna Green, tying for the second most of all Illinois women's basketball head coaches. In 2025-26, Illinois owns Big Ten road wins at Purdue and Penn State.

HC	#	SEASONS	TENURE
1 Theresa Grentz	41	12	1995-2007
2 Shauna Green	15	4 (active)	2022-Present
3 Laura Golden	13	6	1984-1990
4 Jolette Law	10	5	2007-2012
Matt Bollant	10	5	2012-2017
6 Jane Schroeder	7	5	1979-1984



GAME NOTES (CONT.)

7	Kathy Lindsey	6	5	1990-1995
8	Nancy Fahey	2	5	2017-2022
9	Carla Thompson	2	3	1976-1979

REGULAR SEASON BIG TEN WINS

In her fourth season at Illinois, head coach Shauna Green has led the Fighting Illini to a 35-26 regular season record against the Big Ten. Those 35 victories are already third all-time among Illinois head coaches.

	HC	#	SEASONS	TENURE
1	Theresa Grentz	101	12	1995-2007
2	Laura Golden	44	6	1984-1990
3	Shauna Green	35	4 (active)	2022-Present
4	Jollette Law	27	5	2007-2012
	Kathy Lindsey	27	5	1990-1995
6	Matt Bollant	22	5	2012-2017
7	Jane Schroeder	15	5	1979-1984
8	Nancy Fahey	7	5	2017-2022

PROGRAM WINS OVER TOP-10 OPPONENTS

Illinois' New Year's Day win over No. 7/6 Maryland marked the 10th top-10 win in program history, and the first of the Shauna Green regime. The Illini's victory was the first over a top-10 team since the 2014-15 season and was the program's highest ranked win ever over a Big Ten team.

RANK	DATE	TEAM	SCORE
1	#3 1/13/82	Long Beach St (H)	97-91 (30T)
2	#5 1/2/00	Georgia (H)	82-65
3	#6 12/28/12	Georgia (H)	70-59
	#6 11/27/99	Notre Dame (H)	77-67
5	#7 1/1/26	Maryland (H)	73-70
6	#9 11/27/14	Kentucky (N)	77-71
7	#10 2/9/12	Ohio State (H)	66-65
	#10 1/26/03	Minnesota (H)	94-80
	#10 1/7/01	Penn State (H)	75-71
	#10 1/8/97	Arkansas (A)	100-81

BRAGGIN' RIGHTS

Illinois started the game on an 8-0 run and never looked back en route to a McBride Homes Braggin' Rights win in Columbia, Missouri. Illinois never trailed in their 70-62 win over the Tigers.

The Fighting Illini (9-1, 1-0 BIG) were led by an explosive 21-point effort from Gretchen Dolan. Maddie Webber added 11 points off the bench. Freshman Destiny Jackson posted a career-high nine assists, the most by an Illini freshman since Brandi Beasley registered 10 against Nebraska (01/15/2017). Jackson also added on a new career-high five steals.

Illinois continued its advantage in the paint, outscoring Missouri 42-22. Defensively, the Illini forced 18 turnovers, their fifth straight game doing so.

LONGEST WINNING STREAKS IN PROGRAM HISTORY

With an 11-game winning streak spanning three months, the 2025-26 Fighting Illini tied the longest streak in program history. The record spanned the 2023-24 and 2024-25 seasons following Illinois' WBIT championship.

PROGRAM WIN STREAKS

Rank	Dates	Streak	Coach
1.	11/18/25-1/1/26	11	Green
	3/21/24-11/26/24	11	Green
3.	11/20/81-1/2/82	10	Schroeder
4.	12/20/97-1/16/98	9	Grentz
5.	1/23/25-2/16/25	8	Green

BIG TEN FRESHMAN OF THE WEEK 2.0

Cearah Parchment's superb Week 5 play helped the Fighting Illini extend their winning streak to six-straight games and pick up the program's first Big Ten-opening win since the 2016-17 season.

The Canadian rookie averaged a monster double-double with 15.5 points, 12.5 rebounds (5 off. rebs/game), 2.5 assists, 2.0 steals, and 24.3 minutes per game. Parchment combined to shoot 44.4% (12-for-27) from the field, 50% (2-for-4) from 3-point range, and a perfect 100% (5-for-5) from the free-throw line.

Playing just 21 minutes in Illinois' 90-41 blowout win over Bellarmine, Parchment still racked up 16 points, 12 rebounds, 3 assists, and 3 steals. Four days later, in the

first Big Ten conference game of her career, the rookie registered a 15-point, 13-rebound double-double; her third-straight double-double and fourth of the season. In her BIG opener, Parchment was stellar, in addition to the points and rebounds, she added two assists and a steal in 27 minutes of action. Parchment shot 40% from the field (6-for-15), 100% from 3-point range (2-for-2), and 100% from the free throw line (1-for-1).

HANDLING THE HOOSIERS

Trailing for only 37 seconds, Illinois cruised to a 78-57 win over Indiana in the Big Ten's first conference game of the 2025-26 campaign. The win marked Illinois' first Big Ten-opening win since the 2016-17 campaign. Illinois' 21-point win marked its largest margin of victory in a Big Ten opener in program history.

The Fighting Illini (8-1, 1-0 BIG) had four players score in double figures, led by a 16-point effort from Gretchen Dolan, who also dished out four assists. Maddie Webber posted 16 points off the bench. Cearah Parchment added her fourth double-double of the season with 15 points and 13 rebounds, while Berry Wallace poured in 14 points and corralled eight rebounds.

Leading by as many as 36 in the contest, Illinois did an excellent job taking care of the basketball, dishing out 23 assists while forcing 20 Indiana turnovers. Destiny Jackson's six assists paced the Fighting Illini, while three other Illini logged at least four. Jackson added 10 rebounds as well.

THREE GAMES IN SEVEN DAYS

From Nov. 26 - Dec. 2, Illinois women's basketball went 3-0 from State Farm Center. The Fighting Illini earned victories over Western Kentucky (70-41), Le Moyne (100-28), and Bellarmine (90-41) during that span, outscoring the opposition 260-110, which averages out to 86.7-36.7. Illinois hit the boards hard, outrebounding opponents 133-78 as all 13 available players grabbed at least one board over the three-game stretch.

The Fighting Illini defense put on a clinic, forcing 76 turnovers for 96 points off turnovers alone. Illinois turned defense into offense on the transition as well, tallying 62 fastbreak points. Green's squad got 105 points off the bench that week with Maddie Webber (40) and Aaliyah Guyton (28) leading the way individually.

YOUNG AND HUNGRY

Cearah Parchment added a few more milestones to her young career in Illinois' Nov. 30 win over Le Moyne. The Whitby, Ontario, Canada native matched the program's single-game record of 10 steals set during the 1999-2000 campaign. Parchment added 17 points to secure the second points-steals double-double in Illinois women's basketball history. The forward was the fifth player in the NCAA this season to record a points-steals double-double and is the lone representative from the Big Ten and the first freshman on that list.

Parchment needed just 24 minutes of playing time to achieve the feat, four minutes less than any of the previous occurrences. The freshman added seven rebounds and a block as well.

NCAA POINTS-STEALS DOUBLE-DOUBLES

Date	Player	Team	Opp.	Pts	Stls
11/25/25	Kone	Sam Houston St.	W, Arkansas-PB	18	12
11/25/25	Hidalgo	Notre Dame	W, Akron	44	16
11/23/25	Jones	Cal St. Fullerton	W, Pacific	15	10
11/27/25	Nivar	North Carolina	W, S. Dakota St.	13	10
11/30/25	Parchment	Illinois	W, Le Moyne	17	10
12/3/25	Cooper	Tennessee	W, Stanford	19	10
12/5/25	Lanier	Georgia St.	L, FIU	14	10
12/14/25	Abdouch	S. Dakota St.	W, Ball St.	10	10
12/21/25	Hidalgo	Notre Dame	W, Bellarmine	30	13
01/17/26	Simmons	Columbia	W, Yale	10	10
01/22/26	Shuler	Oregon St.	W, Gonzaga	17	10
01/22/26	Hidalgo	Notre Dame	W, Miami (FL)	27	10

BERRY WALLACE'S SOPHOMORE SURGE

Through 20 games of the 2025-26 campaign, Fighting Illini sophomore Berry Wallace is averaging 19.8 points per game up from 9.0 ppg last season, despite being at the top of every opponents' scout.

Along with her 19.8 points, Wallace is averaging 6.9

PLAYING IN STATE FARM CENTER

WINNING IN STATE FARM CENTER UNDER GREEN

Head coach Shauna Green has emphasized the importance of protecting home court and her Illini squads have done just that. Illinois is 49-12 at home under Green and the program has secured double-digit wins in 4 straight seasons for the first time in program history.

Season	Home Record
2022-23	12-3
2023-24	12-5
2024-25	14-3
2025-26	11-1

HOME ATTENDANCE NUMBERS

Across 15 home games during the 2022-23 season, Illinois Women's Basketball saw 52,295 fans fill the State Farm Center en route to a 12-3 record. That total attendance ranked 5th in program history and made Shauna Green the only head coach to bring in 50,000 or more fans in her first season with the Illini.

In Illinois' 2023-24 season - and home - opener, the attendance of 2,680 marked the largest ticketed season-opening crowd at State Farm Center since 2000 (3,954). In the Illini's 17 home games last season, Illinois finished with a combined attendance of 63,242 for an average of 3,720 a game. 63,242 is now the fifth-best all-time attendance.

In 2024-25, Illinois' season average finished at 4,967 per game across 17 home regular-season contests. The Illini went 14-3 at State Farm Center this season. Illinois' total attendance of 84,437 during the 2024-25 campaign ranks second-best in a season in program history.

In 2025-26, Illinois' first attendance of 4,227 was the largest crowd at a home-opener since 1997-98 (8,275) and game two saw a crowd of 4,849. A crowd of 14,361 was called for Field Trip Day, the third-largest mark in program history, and largest ever for both Field Trip Day and a non-conference game. Through 12 home games, the average attendance sits at 5,258 per game in State Farm Center.

TOP HOME ATTENDANCES

Fighting Illini head coach Shauna Green has reenergized the women's basketball fan base and delivered three of the top six home attendances in program history through just 102 games at Illinois. Green's teams have drawn attendances of 14,361, 13,486, 11,563, and 8,141 across the last four seasons - all four are in the top 14 of all-time largest home attendances for the program.

HOME COURT ADVANTAGE

Illinois won 13 consecutive games in State Farm Center between the end of the 2023-24 campaign and the first nine home games of the 2024-25 schedule. The streak ranked as the second-longest such stretch in program history. The Illini won their first 10 games in SFC to start the 2025-26 season as well.

STREAK	1ST WIN	LAST WIN	COACH
18 games	12/20/1997	1/5/1999	Grentz
13 games	2/19/2024	12/28/2024	Green
11 games	2/14/1986	1/30/1987	Golden
10 games	11/4/2025	1/1/2026	Green
10 games	11/20/1981	1/29/1982	Schroeder

GREEN FASTEST ILLINI HC TO 30 HOME WINS

With the Fighting Illini's 70-52 victory over Bradley at State Farm Center on Dec. 12, Illinois moved to 30-8 in home games under third-year head coach Shauna Green. Needing only 38 home games to reach the 30-win mark, Green became the fastest Illini head coach to achieve the feat in program history, surpassing the previous mark by one game.



INDIVIDUAL CAREER PERFORMANCES

20+ Points

JASMINE BROWN-HAGGER (2)		
Southern	20 points	12/20/24
Eastern Illinois	23 points	11/14/24

GRETCHEN DOLAN (2)		
at Missouri	21 points	12/10/25
at Florida State	25 points	11/23/25

CEARAH PARCHMENT (1)		
Ohio State	20 points	1/7/26

BERRY WALLACE (11)		
Northwestern	29 points	1/18/26
at Michigan	26 points	1/15/26
at Penn State	28 points	1/11/26
at Michigan State	22 points	1/4/26
Maryland	22 points	1/1/26
at Purdue	21 points	12/28/25
North Texas	28 points	12/14/25
Murray State	22 points	11/18/25
at Oregon State	24 points	11/14/25
Illinois State	22 points	11/9/25
SEMO	27 points	11/4/25

MADDIE WEBBER (5)		
at Penn State	26 points	1/11/26
at Michigan State	22 points	1/4/26
at DePaul	30 points	2/12/25
at Princeton	23 points	11/13/24
at Providence	20 points	1/24/25

30+ Points

MADDIE WEBBER (1)		
at DePaul	30 points	2/12/25

Double-Doubles

CEARAH PARCHMENT (5)		
Northwestern	10 pts, 11 rebs	1/18/26
Indiana	15 pts, 13 rebs	12/6/25
Bellarmine	16 pts, 12 rebs	12/2/25
Le Moyne	17 pts, 10 stls	11/30/25
Murray State	10 pts, 11 rebs	11/18/25

BERRY WALLACE (1)		
SEMO	27 pts, 11 rebs	11/4/25

Triple-Doubles

Double-Digit Assists

Double-Digit Rebounds

DESTINY JACKSON (2)		
at Michigan State	10 rebounds	1/4/26
Indiana	10 rebounds	12/6/25

CEARAH PARCHMENT (4)		
Northwestern	11 rebounds	1/18/26
Indiana	13 rebounds	12/6/25
Bellarmine	12 rebounds	12/2/25
Murray State	11 rebounds	11/18/25

BERRY WALLACE (1)		
SEMO	11 rebounds	11/4/25

Double-Digit Steals

CEARAH PARCHMENT (1)		
Le Moyne	10 steals	11/30/25

GAME NOTES (CONT.)

rebounds, 1.8 assists, 0.6 steals, and 0.5 blocks across 34.6 minutes per game. The Pickerington, Ohio, native opened the season with four consecutive 20-point outings, including the first double-double of her career in the Orange and Blue's season opener. Wallace is shooting a scorching 52.8% FG, 36.4% 3FG, and 87.4 FT% through 20 games.

Wallace's four straight 20-point games to open the season made her the only player in a P4 + Big East conference to do so. The sophomore is up to 12 20-point games on the season.

FANTASTIC FRESHMEN

Fighting Illini rookies Destiny Jackson and Cearah Parchment have started all 20 games for Illinois and are averaging a combined 20.2 points, 12.1 rebounds, 6.0 assists, 3.2 steals, and 0.7 blocks per game. The Illini combo is one of two freshman duos in the Big Ten averaging 20+ minutes each, joining Maryland.

Parchment was one of two Big Ten freshman to record a double-double in the first three weeks of the season (Layla Hays, Iowa) while Jackson's six assists in her collegiate debut (SEMO) is a program record for a freshman in a season opener. Parchment added a points-steals double-double with 17 points and 10 steals vs. Bellarmine on Nov. 30. Parchment's showing was just the second of the sort in Illinois program history while also tying the single-game record with 10 steals. Parchment was just the fifth player - and first freshman - in the NCAA to record a points-steals double-double this season.

Both Illini rookies were recognized as the Big Ten Freshman of the Week within the first five weeks of the season. As of Dec. 8, Illinois was the only program to have two different players recognized with the award.

Both Illini rookies were recognized as the Big Ten Freshman of the Week within the first five weeks of the season. As of Dec. 8, Illinois is the only program to have two different players recognized with the award.

FRESHMAN STANDOUTS

Destiny Jackson is one of 24 players across D1 averaging at least 8.0 points, 4.0 rebounds, 4.5 assists, and 1.4 steals per game in the NCAA and averages the seventh fewest turnovers per game (2.4). Jackson is averaging 29.6 minutes per game, the seventh-fewest minutes among the group.

Jackson is the only freshman across D1 averaging at least 8.0 points, 4.0 rebounds, and 4.5 assists.

ALL NCAA DI FRESHMEN					
Player	School	PPG	RPG	APG	TO/G
D. Jackson	Illinois	8.2	4.0	4.8	2.3

FRESHMAN OF THE WEEK: DESTINY JACKSON

Destiny Jackson was named the Big Ten Freshman of the Week by the league office on Monday. Jackson continued her stellar rookie campaign in Week 3 as the Illini went 2-0 with a pair of 20-point wins.

Jackson averaged 11.5 points, 3.0 rebounds, 5.0 assists, and 0.5 steals per game across a combined 56:25 minutes of action. The rookie shot 53.3% (8-for-15) from the field, 60.0% (3-for-5) from 3-point range, and 80.0% (4-for-5) from the free throw line across the Illini's two wins.

In front of the third-largest attendance in Illinois women's basketball history on Field Trip Day, Jackson delivered a career-high 18 points to go along with five assists, four rebounds, and a steal in 32 minutes of action. Jackson shot 6-for-8 from the field (75%), 3-for-4 from deep (75%), and 3-for-3 from the free throw line (100%) in the 84-64 win over Murray State.

On Nov. 23, in Illinois' 23-point win at Florida State, Jackson tallied five points, five assists, and two rebounds in 24 minutes of work. Jackson's play helped the Illini to their largest road non-conference win since 2018 with Sunday's 86-63 win in Tallahassee over Florida State.

TAKING OVER TALLAHASSEE

An all-around team effort led Illinois to a 86-63 win at

Florida State on Nov. 23. Four Illini scored double figures led by Gretchen Dolan's 25. Illinois shot 52.9% from 3-point range and 50% from the field while committing just eight turnovers.

Florida State got out to a 21-9 lead before Illinois closed the first half on a 17-3 run for a 42-34 halftime lead. The 12-point comeback ties the largest deficit overcome by a Shauna Green-coached team.

The Illini ultimately flipped the script with a 35-point swing for a 23-point victory. The margin was the program's largest non-conference road win since achieving the same margin at Cal Poly in 2018.

GO OFF GRETCHEN DOLAN

In Illinois' 23-point win at Florida State, Gretchen Dolan went off for a career-day, tallying a career-high 25 points (the first 20-point game of her career), 3 rebounds, and 1 assist in just 27 minutes of play, scoring nearly a point a minute. Dolan shot 11-for-19 (57.9%) from the field, 1-for-3 (33.3%) from deep, and 2-for-2 (100%) from the free throw line.

Twenty of Dolan's 25 points came in the second quarter on as the Fighting Illini turned that 12-point deficit (tied for the largest comeback under Shauna Green) into a 23-point win.

LETY VASCONCELOS' CAREER DAY

Lety Vasconcelos turned in a career day of her own at Florida State. The 6'7" center recorded new bests in six different categories including: field goals made (4), steals (2), blocks (5), points (8), rebounds (9), and minutes (24). Vasconcelos' five rejections were the most by an Illini since Kendall Bostic's five at Butler on Dec. 11, 2022. The redshirt-sophomore put on this performance in just her fifth game back after going 611 days between game action.

ADDING JACKIE ALEXANDER

Illinois hired Jackie Alexander as an assistant coach in the 2025 offseason. Alexander joins the program after one season as an assistant coach at Toledo.

Prior to Toledo, Alexander held positions at East Tennessee State (2021-24), Eastern Kentucky (2019-21), Albany (2018-19), and Air Force (2017-18).

A native of Broadhead, Kentucky, Alexander served as an Army officer for three years following her undergraduate career at Army West Point and the University of the Cumberland. Reaching the rank of captain, she served at Fort Campbell in Kentucky and was deployed to Iraq while in the Army.

STARTING THEM YOUNG

With Destiny Jackson and Cearah Parchment earning starts against SEMO, the pair became the first freshmen since Jada Peebles and Kennedy Myles (Nov. 5, 2019 vs. Chicago State) — and the first of the Shauna Green era — to start in a season opener for Illinois. Prior to Peebles and Myles, the only freshmen to start on opening night since 2015 were Cierra Rice (2015-16), and the duo of Brandi Beasley and Ali Andrews (2016-17).

THE SHAUNA GREEN EFFECT

Illinois' 63 wins through Green's first three seasons match the program record in that span while also marking the most by a head coach in their first three years with the Orange and Blue. Across that period, Illinois went 38-11 at home under Green, and the program has secured double-digit wins in three straight seasons for the first time in program history. The Illini won 11 consecutive games from March 21-Nov. 26, 2024, a new program record and the longest active win streak in the country at the time. Additionally, Illinois strung together a program-record eight-game Big Ten winning streak en route to an 11-7 record in league play.

TOP ILLINOIS TALENT

With the addition of Destiny Jackson and Aaliyah Guyton for the 2025-26 campaign, Illinois basketball now has the top-ranked Illinois recruits from the classes of 2023, 2024, and 2025.

Jasmine Brown-Hagger was the state's No. 1 player in



GAME NOTES (CONT.)

the class of 2023, and the No. 54 prospect in the nation, according to ESPNW HoopGurlz. In her senior season at Example Academy, she averaged 19.3 points, 6.4 rebounds, 4.1 assists, and 3.2 steals. While she played her freshman season at Mississippi State, she came home to Illinois the following year.

Illinois' No. 1 in the class of 2024, Aaliyah Guyton is originally from Peoria, Illinois. She enters her first season at Illinois after transferring from Iowa over the offseason.

After earning titles of Illinois Ms. Basketball and Illinois Gatorade Player of the year in 2025, Destiny Jackson comes from Chicago as a five-star recruit, ranked sixth nationally at her position. The top-ranked player in Illinois, Jackson played at Whitney Young Magnet H.S. while playing club for Example Sports GUAA.

LAND OF LINCOLN

Entering the 2025-26 season, five Illini representing the Orange and Blue hail from their home state of Illinois.

Native to Shorewood, Ill, junior Jasmine Brown-Hagger started her high school career with two years at Joliet Catholic Academy, followed by two seasons of prep ball at Example Academy, in Frankfort, Ill.

Aaliyah Guyton represented the Peoria Lions throughout her high school career and earned two Big-12 Player of the Year awards in the process. She was ranked as the top player in the state in 2024.

Chicago's Destiny Jackson comes to Illinois directly after being named Illinois Ms. Basketball and Gatorade Player of the Year in her senior year at Whitney Young Magnet High School. Averaging 21.1 points, 7.5 rebounds, 3.5 assists, and 2.8 steals, in her senior season, Jackson was nationally-ranked No. 28 in her class by 247Sports.

6'6" Hayven Smith hails from Frankfort, Ill, where she represented Lincoln-Way East for four years. In her senior season, Smith led the school to its first regional championship in seven years.

Mokena, Ill. native Mia Zenere notched one year at Lincoln-Way Central before heading to Example Academy for her sophomore, junior, and senior seasons.

INTERNATIONAL TIES

For Green's fourth season at Illinois, the Illini have six international athletes listed on their roster.

6'3" forward Manuella Alves is home to Rio de Janeiro, Brazil. She played her freshman and sophomore high school seasons in Brazil before playing the other two at Florida's IMG Academy.

Irene Noya Catoira hails from Vilagarcía de Arousa, Pontevedra, Spain. She Played for Segle XXI in the Spain-LF2 league from 2022-24 helping the team win the Group B regular season championship both seasons.

Freshman Erica Finney journeys to Champaign from Sydney, Australia, where she played high school ball at Cammeraygal High School. Finney represented Australia in the FIBA U17 2024 World Cup.

Cearah Parchment is from Whitby, Ontario, Canada. She attended Fort Erie International Academy and represented her country twice in FIBA World Cups.

Graduate student Gisela Segura hails from Cervera, Spain, where she graduated from Institut Joaquim Blume. She comes to Illinois after three years at Division II Franklin Pierce and one season at LIU.

Despite playing four high school seasons in the United States, Lety Vasconcelos is native to Miguel Calmon, Bahia, Brazil. She was a three-time member of the Brazilian national team, winning the South American Championship in 2020.

TALLEST PLAYER IN PROGRAM HISTORY

Listed at 6'7", Lety Vasconcelos is the tallest player in Fighting Illini program history. While the Illini have had various student-athletes at 6'6" — including Hayven Smith presently — the extra inch makes Vasconcelos the tallest Illini ever.

While she's the tallest Illini, Vasconcelos is tied for tallest in the conference, as Purdue's Avery Gordon and UCLA's Lauren Betts are also listed at the same height.

SWITCHING TEAMS

Illinois acquired Aaliyah Guyton and Maddie Webber from the transfer portal this summer, two players who had faced off with Illinois at their previous schools.

Guyton, the sophomore guard, played her freshman season at Iowa, where she averaged 4.7 points, 1.2 rebounds, and 1.1 assists. She made 29 appearances throughout the season, and coincidentally, made her first career start at Illinois.

In two seasons at Villanova, Webber averaged 10.8 points, 2.8 rebounds, and 1.7 assists. When Villanova faced off with Illinois in the 2023-24 WBIT Final, Webber didn't make an appearance in the contest. She was named to second-team All-BIG EAST Second Team in her sophomore season.

The Illini also added Gisela Segura in the summer of 2025. A graduate student, she comes to Champaign after one season at LIU. Previously, she played the 2020-24 seasons at Division II Franklin Pierce.

ILLINOIS RETURNS TO THE NCAA TOURNAMENT

The Illinois women's basketball team went dancing once again, earning a berth in the NCAA Tournament for the 10th time in program history in 2024-25. The Fighting Illini made their first appearance in the First Round of the NCAA Tournament since 2003 after playing in the First Four of the 2022-23 event.

The Orange and Blue entered the NCAA Tournament with a 21-9 record, with their 21 regular-season wins tying the program record. The Illini won their first NCAA Tournament game since 2000 on March 22, while the Illini made their second appearance in the national competition under third-year head coach Shauna Green.

During the 2024-25 regular season, Illinois registered three ranked wins, most in a single campaign since 1999-2000; equaled the program record with 10 non-conference victories; and set a new program record with an eight-game Big Ten winning streak that spanned from Jan. 23 through Feb. 16 en route to going 11-7 in league play. The Illini finished tied for fifth place in the Big Ten standings and recorded a single-digit seed for the third consecutive conference tournament for the first time since doing so in six straight seasons from 2005-10.

Illinois closed the 2025 NCAA Tournament Second Round with a 9-10 all-time record in the event. The Illini made their second appearance in a three-year span for the first time since earning four consecutive bids during the 1996-97 through 1999-2000 campaigns.

DANCING TO A WIN

[8] Illinois earned its first NCAA Tournament win since 2000, battling to a 66-57 first-round victory over [9] No. 23 Creighton at Moody Center on March 22, 2025. The Fighting Illini led for the final 34 minutes, registering their fourth ranked triumph of the season with the nine-point win over the Bluejays.

WBIT/WNIT SUCCESS --- NCAA TOURNAMENT

Illinois women's basketball was the fourth team since 2017-18 to reach the championship game of the second-level postseason tournament and translate that experience into an NCAA Tournament win the next season. The Illini were the sixth team to advance to the WNIT/WBIT championship that went on to play in the NCAA Tournament the following season.

Season	Team	Event	Next yr. [NCAA Seed]
2017-18	Indiana	WNIT	NCAA 2nd Round [10]
	Virginia Tech	WNIT	missed NCAA
2018-19	Arizona	WNIT	N/A (COVID)
	Northwestern	WNIT	N/A (COVID)
2020-21	Rice	WNIT	missed NCAA
	Ole Miss	WNIT	NCAA 1st Round [2]
2021-22	S. Dakota St.	WNIT	NCAA 2nd Round [9]
	Seton Hall	WNIT	missed NCAA
2022-23	Kansas	WNIT	NCAA 2nd Round [8]
	Columbia	WNIT	NCAA First Four [12]

2023-24 Illinois Villanova	WBIT WBIT	NCAA 2nd Round [8] missed NCAA
----------------------------	-----------	--------------------------------

GREEN BECOMES CO-FASTEST ILLINI HC TO 50 WINS

With Illinois' 73-50 win over Southern Indiana on 12/15/24, third-year head coach Shauna Green secured her 50th win at the helm. Needing only 77 games to achieve that feat, Green became the joint-fastest Illini women's basketball coach in program history to reach 50 victories, tying the record that was set by Hall of Fame coach Theresa Greutz.

T1.	77 games	Shauna Green
T1.	77 games	Theresa Greutz
3.	83 games	Laura Golden
4.	94 games	Jane Schroeder
5.	102 games	Matt Bollant
6.	103 games	Jolette Law
7.	132 games	Kathy Lindsey

CONTRACT EXTENSION

Illinois Director of Athletics Josh Whitman announced a two-year contract extension for women's basketball head coach Shauna Green, which was approved by the University of Illinois Board of Trustees at its Nov. 14, 2024 meeting. Initially, the new agreement will keep Green on a six-year contract through at least the 2029-30 season. The agreement also provides Green the opportunity to earn up to four additional one-year extensions if certain performance thresholds are met.

Under Green, Illinois owns a 78-39 record, including a 35-27 mark in Big Ten play. In her first two years, the Illinois women's basketball team registered 41 wins, the first-ever postseason championship in program history (2024 WBIT), and back-to-back top-five season attendances in State Farm Center. Over the last three seasons, Illinois has delivered six upsets of AP Top-25 ranked teams: No. 12 Iowa (1/1/23), No. 14 Indiana (2/19/24), No. 19 Florida State (11/7/24), No. 23 Iowa (1/9/25), on the road at No. 14 Maryland (2/2/25), and at a neutral site vs. No. 23 Creighton (3/22/25) in the NCAA Tournament.

LARGEST COMEBACK WINS UNDER SHAUNA GREEN

The Illinois women's basketball team has overcome five 11-point deficits or larger under Coach Green over the last three seasons. Most recently, the Illini overcame a 12-point deficit at Florida State marking the third road comeback, with two coming in Big Ten arenas.

RK	OPP.	DEFICIT	FINAL
1.	at Florida St. (11/23/25)	12 (1Q, 2:31)	86-63
	at Nebraska (2/9/23)	12 (2Q, :44)	72-64
3.	at Rutgers (1/30/25)	11 (1Q, 1:35)	69-65 (OT)
	Missouri St. (3/21/24)	11 (2Q, 7:05)	74-69
	Minnesota (1/28/24)	11 (3Q, 2:42)	73-68

THE SHAUNA GREEN COACHING TREE

- Shauna Green's first trio of assistant coaches at Illinois were no strangers to her or each other. Green, Calamity McEntire, DeAntoine Beasley, and Ryan Gensler were on the Dayton Women's Basketball staff together for four seasons from 2017-21. With those four coaches leading from the sidelines, the Flyers posted a 79-34 overall record across four seasons.
- Green, Beasley, and Gensler stuck together for the 2021-22 campaign at Dayton, while McEntire headed to Texas to be an assistant coach with the Longhorns.
- Together, Green, McEntire, Beasley, and Gensler finished a combined 101-42 between Dayton and Illinois. The 100th win together came in the 2022-23 regular-season finale at Rutgers.
- On 3/29/2023, Ryan Gensler was announced as the head coach of the Akron women's program.
- With the departure of Gensler, Green hired Britney Anderson after her time at Stanford (2020-23), Virginia Tech (2015-20), and Radford (2013-15).
- When Jenna Giaccone departed following the 2023-24 season, Green hired Illinois native Liza Fruendt following three seasons at Tennessee.
- Following Fruendt's departure to follow her former coach & boss Kelli Harper to Missouri, Green hired Jackie Alexander following her stops at Toledo, East Tennessee St., Eastern Kentucky, Albany, and Air Force.



SEASON/CAREER HIGHS & BREAKDOWNS

Season Breakdown		#1 AG	#2 DJ	#3 EF	#4 GD	#6 INC	#8 JBH	#11 MA	#12 MZ	#21 NB	#23 BW	#24 GS	#25 HS	#30 CP	#34 MW	#35 LV
	10+ Points	5	5	---	13	0	2	---	0	0	18	0	0	12	12	0
	20+ Points	0	0	---	2	0	0	---	0	0	12	0	0	2	2	0
	30+ Points	0	0	---	0	0	0	---	0	0	0	0	0	0	0	0
	10+ Rebounds	0	2	---	0	0	0	---	0	0	1	0	0	5	0	0
	15+ Rebounds	0	0	---	0	0	0	---	0	0	0	0	0	0	0	0
	5+ Assists	1	10	---	2	0	0	---	0	0	0	0	0	0	0	0
	10+ Assists	0	0	---	0	0	0	---	0	0	0	0	0	0	0	0
	Double-Doubles	0	0	---	0	0	0	---	0	0	1	0	0	6	0	0
	Triple-Doubles	0	0	---	0	0	0	---	0	0	0	0	0	0	0	0
Games Played	16	20	---	17	12	20	---	4	12	20	5	11	20	20	20	
Starts	2	20	---	17	0	20	---	0	0	20	0	0	20	1	0	
2025-26 Highs		#1 AG	#2 DJ	#3 EF	#4 GD	#6 INC	#8 JBH	#11 MA	#12 MZ	#21 NB	#23 BW	#24 GS	#25 HS	#30 CP	#34 MW	#35 LV
	Points	13	18	---	25	7	16	---	2	4	29	3	2	25	26	8
	Rebounds	6	10	---	7	6	5	---	2	3	11	1	3	13	7	9
	Assists	5	9	---	7	1	4	---	1	0	4	0	0	4	4	2
	Steals	2	5	---	3	3	4	---	0	0	2	0	0	10	2	2
	Blocks	0	1	---	1	1	1	---	0	1	2	0	1	3	2	5
	Field Goals Made	5	6	---	11	3	6	---	1	2	11	1	0	10	10	4
	3-Pointers Made	3	3	---	4	0	4	---	0	0	4	0	0	4	5	0
Free Throws Made	5	6	---	5	1	6	---	0	0	9	1	2	10	4	3	
Minutes	29	39	---	40	16	32	---	9	6	40	8	10	37	33	24	
Career Breakdown		#1 AG	#2 DJ	#3 EF	#4 GD	#6 INC	#8 JBH	#11 MA	#12 MZ	#21 NB	#23 BW	#24 GS	#25 HS	#30 CP	#34 MW	#35 LV
	10+ Points	6	5	---	21	0	14	---	0	0	30	1	0	12	52	0
	20+ Points	0	0	---	2	0	2	---	0	0	12	0	0	2	5	0
	30+ Points	0	0	---	0	0	0	---	0	0	0	0	0	0	1	0
	10+ Rebounds	0	2	---	0	0	0	---	0	0	1	0	0	5	0	0
	15+ Rebounds	0	0	---	0	0	0	---	0	0	0	0	0	0	0	0
	5+ Assists	2	10	---	4	0	1	---	0	0	0	0	0	0	1	0
	10+ Assists	0	0	---	0	0	0	---	0	0	0	0	0	0	0	0
	Double-Doubles	0	0	---	0	0	0	---	0	0	1	0	0	6	0	0
	Triple-Doubles	0	0	---	0	0	0	---	0	0	0	0	0	0	0	0
Games Played	45	20	---	56	19	80	---	13	12	45	27	28	20	85	36	
Starts	3	20	---	18	0	37	---	0	0	26	20	0	20	49	0	
Career Highs		#1 AG	#2 DJ	#3 EF	#4 GD	#6 INC	#8 JBH	#11 MA	#12 MZ	#21 NB	#23 BW	#24 GS	#25 HS	#30 CP	#34 MW	#35 LV
	Points	15	18	---	25	7	23	---	2	4	29	10	3	25	30	8
	Rebounds	6	10	---	7	6	6	---	2	3	11	6	6	13	7	9
	Assists	5	9	---	7	2	5	---	1	0	4	4	1	4	5	2
	Steals	2	5	---	3	3	4	---	1	0	2	2	0	10	3	2
	Blocks	1	1	---	1	1	1	---	0	1	2	2	2	3	3	5
	Field Goals Made	5	6	---	11	3	10	---	1	2	11	5	1	10	12	4
	3-Pointers Made	3	3	---	4	0	4	---	0	0	4	1	0	4	5	0
	Free Throws Made	5	6	---	5	1	7	---	0	0	9	2	2	10	6	3
Minutes	30	39	---	40	16	39	---	12	6	40	37	15	37	39	24	
Illinois Career		#1 AG	#2 DJ	#3 EF	#4 GD	#6 INC	#8 JBH	#11 MA	#12 MZ	#21 NB	#23 BW	#24 GS	#25 HS	#30 CP	#34 MW	#35 LV
	10+ Points	5	5	---	21	0	13	---	0	0	30	0	0	12	12	0
	20+ Points	0	0	---	2	0	2	---	0	0	12	0	0	2	2	0
	30+ Points	0	0	---	0	0	0	---	0	0	0	0	0	0	0	0
	10+ Rebounds	0	2	---	0	0	0	---	0	0	1	0	0	5	0	0
	15+ Rebounds	0	0	---	0	0	0	---	0	0	0	0	0	0	0	0
	5+ Assists	1	10	---	3	0	1	---	0	0	0	0	0	0	0	0
	10+ Assists	0	0	---	0	0	0	---	0	0	0	0	0	0	0	0
	Double-Doubles	0	0	---	0	0	0	---	0	0	1	0	0	6	0	0
	Triple-Doubles	0	0	---	0	0	0	---	0	0	0	0	0	0	0	0
Games Played	16	20	---	56	19	47	---	13	12	45	5	28	20	20	20	
Starts	2	20	---	18	0	37	---	0	0	26	0	0	20	1	0	
Illinois Highs		#1 AG	#2 DJ	#3 EF	#4 GD	#6 INC	#8 JBH	#11 MA	#12 MZ	#21 NB	#23 BW	#24 GS	#25 HS	#30 CP	#34 MW	#35 LV
	Points	13	18	---	25	7	23	---	2	4	29	3	3	25	26	8
	Rebounds	6	10	---	7	6	6	---	2	3	11	1	6	13	7	9
	Assists	5	9	---	7	2	5	---	1	0	4	0	1	4	4	2
	Steals	2	5	---	3	3	4	---	1	0	2	0	0	10	2	2
	Blocks	0	1	---	1	1	1	---	0	1	2	0	2	3	2	5
	FG Made	5	6	---	11	3	10	---	1	2	11	1	1	10	10	4
	3FG Made	3	3	---	4	0	4	---	0	0	4	0	0	4	5	0
	FT Made	5	6	---	5	1	7	---	0	0	9	1	2	10	4	3
Minutes	29	39	---	40	16	39	---	12	6	40	8	15	37	33	24	
Big Ten Career		#1 AG	#2 DJ	#3 EF	#4 GD	#6 INC	#8 JBH	#11 MA	#12 MZ	#21 NB	#23 BW	#24 GS	#25 HS	#30 CP	#34 MW	#35 LV
	10+ Points	3	2	---	8	0	7	---	0	0	19	---	0	7	5	0
	20+ Points	0	0	---	0	0	0	---	0	0	8	---	0	2	2	0
	30+ Points	0	0	---	0	0	0	---	0	0	0	---	0	0	0	0
	10+ Rebounds	0	2	---	0	0	0	---	0	0	0	---	0	3	0	0
	15+ Rebounds	0	0	---	0	0	0	---	0	0	0	---	0	0	0	0
	5+ Assists	2	3	---	0	0	0	---	0	0	0	---	0	0	0	0
	10+ Assists	0	0	---	0	0	0	---	0	0	0	---	0	0	0	0
	Double-Doubles	0	0	---	0	0	0	---	0	0	0	---	0	3	0	0
	Triple-Doubles	0	0	---	0	0	0	---	0	0	0	---	0	0	0	0
Games Played	26	9	---	24	8	25	---	3	6	28	---	9	9	9	9	
Starts	3	9	---	6	0	24	---	0	0	13	---	0	9	1	0	
Big Ten Highs		#1 AG	#2 DJ	#3 EF	#4 GD	#6 INC	#8 JBH	#11 MA	#12 MZ	#21 NB	#23 BW	#24 GS	#25 HS	#30 CP	#34 MW	#35 LV
	Points	15	15	---	19	2	16	---	0	0	29	---	2	25	26	8
	Rebounds	6	10	---	7	2	5	---	2	2	9	---	3	13	7	5
	Assists	5	9	---	4	2	4	---	0	0	3	---	1	2	4	2
	Steals	2	3	---	3	1	2	---	0	0	2	---	0	3	1	0
	Blocks	1	1	---	1	1	1	---	0	1	2	---	2	3	2	1
	FG Made	5	6	---	7	0	6	---	0	0	11	---	1	10	10	3
	3FG Made	3	1	---	3	0	4	---	0	0	4	---	0	2	5	0
	FT Made	4	5	---	5	2	4	---	0	0	9	---	2	10	3	2
Minutes	30	38	---	38	7	39	---	6	6	40	---	15	37	33	14	



ILLINOIS VERSUS THE BIG TEN ALL-TIME

	OVERALL					HOME					AWAY					BIG TEN REG. SEASON				BIG TEN TOURNAMENT				
	W	L	%	Strk	Last	W	L	%	Strk	Meeting	Win	W	L	%	Strk	Meeting	Win	W	L	%	Strk	W	L	%
Indiana	33	49	.395	W3	12/6/25	19	19	.500	W2	12/6/25	12/6/25	11	28	.282	W1	1/16/25	1/16/25	30	43	.411	W3	2	0	1.000
Iowa	21	61	.256	W1	1/9/25	14	25	.359	W2	1/9/25	1/9/25	5	32	.135	L11	2/25/24	2/15/07	15	54	.217	W1	0	4	.000
Maryland	2	17	.105	W2	1/1/26	1	5	.167	W1	1/1/26	1/1/26	1	8	.111	W1	2/2/25	2/2/25	2	12	.143	W2	0	2	.000
Michigan	41	40	.506	L2	1/15/26	20	15	.571	L4	3/2/25	2/28/15	18	21	.462	L1	1/15/26	1/31/24	36	33	.522	L2	2	4	.333
Michigan St.	28	48	.368	L3	1/4/26	15	19	.441	L1	1/19/25	1/29/23	10	26	.278	L7	1/4/26	1/23/14	24	43	.358	L3	3	1	.750
Minnesota	42	32	.568	L1	1/5/25	26	10	.722	W4	1/28/24	1/28/24	14	21	.400	L1	1/5/25	1/15/23	39	31	.557	L1	1	0	1.000
Nebraska	8	22	.267	L2	1/24/26	4	9	.308	W2	2/16/25	2/16/25	2	10	.167	L2	1/24/26	2/9/23	5	16	.238	L1	1	3	.250
Northwestern	41	49	.456	W7	1/18/26	22	22	.500	W4	1/18/26	1/18/26	16	24	.400	W3	1/23/25	1/23/25	37	40	.481	W7	3	1	.750
Ohio St.	20	60	.250	L13	1/7/26	14	23	.378	L7	1/7/26	2/14/15	5	31	.139	L8	12/8/24	1/6/13	18	53	.254	L14	1	3	.250
Oregon	2	2	.500	W2	12/28/24	2	0	1.000	W2	12/28/24	12/28/24	0	2	.000	L2	11/18/11	---	1	0	1.000	W1	---	---	---
Penn St.	20	39	.339	W4	1/11/26	12	12	.500	W2	2/13/25	2/13/25	6	21	.222	W2	1/11/26	1/11/26	17	30	.362	W4	2	6	.250
Purdue	21	66	.233	W2	12/28/25	14	26	.350	W1	1/27/25	1/27/25	6	35	.146	W1	12/28/25	12/28/25	16	57	.219	W2	0	5	.000
Rutgers	6	9	.400	W5	1/30/25	3	4	.429	W2	1/17/24	1/17/24	2	5	.286	W2	1/30/25	1/30/25	5	9	.556	W4	1	0	1.000
UCLA	3	2	.600	L1	2/20/25	2	0	1.000	W2	12/19/04	12/19/04	1	2	.333	L2	2/20/25	12/28/85	0	1	.000	L1	---	---	---
USC	0	1	.000	L1	2/23/25	0	0	---	---	---	---	0	1	.000	W1	2/23/25	---	0	1	.000	L1	---	---	---
Washington	1	1	.500	L1	12/31/24	0	1	.000	L1	12/31/24	---	0	0	---	---	---	---	0	1	.000	L1	---	---	---
Wisconsin	42	42	.500	W1	2/9/25	23	14	.622	L1	1/7/24	1/9/22	12	26	.316	W2	2/9/25	2/9/25	33	38	.465	W1	5	2	.714

ILLINOIS VERSUS THE BIG TEN UNDER SHAUNA GREEN

	OVERALL					HOME						AWAY						BIG TEN REG. SEASON				BIG TEN TOURNAMENT		
	W	L	%	Strk	Last	W	L	%	Strk	Meeting	Win	W	L	%	Strk	Meeting	Win	W	L	%	Strk	W	L	%
Indiana	3	3	.500	W3	12/6/25	2	1	.667	W2	12/6/25	12/6/25	1	2	.333	W1	1/16/25	1/16/25	3	3	.500	W3	0	0	---
Iowa	2	1	.667	W1	1/9/25	2	0	1.00	W2	1/9/25	1/9/25	0	1	.000	L1	2/25/24	---	2	1	.667	W1	0	0	---
Maryland	2	5	.286	W2	1/1/26	1	1	.500	W1	1/1/26	1/1/26	1	2	.333	W1	2/2/25	2/2/25	2	3	.400	W2	0	2	.000
Michigan	1	4	.200	L2	1/15/26	0	2	.000	L2	3/2/25	---	1	2	.333	L1	1/15/26	1/31/24	1	4	.200	L2	0	0	---
Michigan St.	1	3	.250	L3	1/4/26	1	1	.500	L1	1/19/25	1/29/23	0	2	.000	L2	1/4/26	---	1	3	.250	L3	0	0	---
Minnesota	3	1	.750	L1	1/5/25	2	0	1.000	W2	1/28/24	1/28/24	1	1	.500	L1	1/5/25	1/15/23	3	1	.750	L1	0	0	---
Nebraska	3	4	.429	L2	1/24/26	2	1	.667	W2	2/16/25	2/16/25	1	2	.333	L2	1/24/26	2/9/23	3	3	.500	L1	0	1	.000
Northwestern	7	0	1.000	W7	1/18/26	4	0	1.000	W4	1/18/26	1/18/26	3	0	1.000	W3	1/23/25	1/23/25	7	0	1.000	W7	0	0	---
Ohio St.	0	4	.000	L4	1/7/26	0	2	.000	L2	1/7/26	---	0	2	.000	L2	12/8/24	---	0	4	.000	L4	0	0	---
Oregon	1	0	1.000	W1	12/28/24	1	0	1.000	W1	12/28/24	12/28/24	0	0	---	---	---	---	1	0	1.000	W1	---	---	---
Penn St.	4	0	1.000	W4	1/11/26	2	0	1.000	W2	2/13/25	2/13/25	2	0	1.000	W2	1/11/26	1/11/26	4	0	1.000	W4	0	0	---
Purdue	2	2	.500	W2	12/28/25	1	1	.500	W1	1/27/25	1/27/25	1	1	.500	W1	12/28/25	12/28/25	2	2	.500	W2	0	0	---
Rutgers	5	0	1.000	W5	1/30/25	2	0	1.000	W2	1/17/24	1/17/24	2	0	1.000	W2	1/30/25	1/30/25	4	0	1.000	W4	1	0	1.000
UCLA	0	1	.000	L1	2/20/25	0	0	---	---	---	---	0	1	.000	L1	2/20/25	---	0	1	.000	L1	---	---	---
USC	0	1	.000	L1	2/23/25	0	0	---	---	---	---	0	1	.000	L1	2/23/25	---	0	1	.000	L1	---	---	---
Washington	0	1	.000	L1	12/31/24	0	1	.000	L1	12/31/24	---	0	0	---	---	---	---	0	1	.000	L1	---	---	---
Wisconsin	2	1	.500	W1	2/9/25	0	1	.000	L1	1/7/24	---	2	0	1.000	W2	2/9/25	2/9/25	2	1	.667	W1	0	0	---
TOTALS	36	32	.529			20	11	.645				15	16	.484				35	28	.556		1	3	.250



100-POINT GAMES (chronological)

DATE	OPPONENT (H/A/N)	ILL	OPP
2/21/81	Northern Illinois (H)	105	74
12/8/81	Ball State (H)	113	61
1/6/82	Western Illinois (H)	101	67
1/22/82	Eastern Michigan (N)	107	73
2/27/82	Michigan (A)	93	101
12/22/82	Bradley (H)	111	87
12/30/82	Memphis State (A)	62	102
3/15/86	No. 2 Georgia (A)	64	103
12/30/86	Nebraska (N)	100	87
12/16/89	Northern Illinois (A)	93	110
3/1/91	No. 6 Purdue (A)	49	112
1/7/92	No. 6 Penn State (A)	71	101
1/26/96	No. 10 Penn State (A)	79	105
1/8/97	No. 10 Arkansas (A)	100	81
11/29/97	Providence (N)	106	74
12/20/97	DePaul (H)	101	86
11/24/98	No. 7 Notre Dame (A)	92	101
2/14/99	Indiana (A)	104	69
11/15/99	Western Michigan (H)	112	73
11/30/99	No. 1 UConn (A)	79	100
11/25/00	No. 2 Tennessee (H)	62	111
1/4/01	No. 4 Georgia (A)	59	100
2/4/01	Minnesota (H)	101	71
2/15/01	No. 17 Penn State (A)	80	101
11/22/10	Cal Poly (H)	104	63
11/17/13	Alcorn State (H)	112	28
1/7/16	Minnesota (H)	75	106
2/21/16	No. 5 Ohio State (A)	74	117
12/28/17	No. 15 Maryland (A)	65	100
11/24/18	Sacramento State (N)	107	109
12/31/19	Iowa (A)	72	108
1/3/21	Iowa (H)	68	107
2/17/21	No. 9 Maryland (A)	58	103
11/16/22	McNeese State (H)	100	38
11/15/23	Saint Peter's (H)	103	33
2/25/24	No. 4 Iowa (A)	85	101
11/30/25	Le Moyne (H)	100	28

Illinois is 17-1 in games when scoring 100 or more points
 Illinois is 17-20 in games when at least 1 team scores 100+
 Illinois is 0-1 when both teams score 100+
 Illinois is 12-3 at home when at least 1 team scores 100+
 Illinois is 3-1 in neutral games when at least 1 team scores 100+
 Illinois is 2-16 in away games when at least 1 team scores 100+

GAME-BY-GAME BREAKDOWN

Date	Opponent	Site	Time (CT)	TV	Jersey	Won Tip	Attend.	Result
Oct. 30	Maryville (EXH)	Champaign, Ill.	6 PM	B1G+	White	ILL	4,149	W, 79-60
Nov. 4	SEMO	Champaign, Ill.	6 PM	B1G+	White	ILL	4,227	W, 91-67
Nov. 9	Illinois State	Champaign, Ill.	12 PM	B1G+	White	OPP	4,849	W, 75-65
Nov. 14	Oregon State	Corvallis, Ore.	8 PM	ESPN+	Orange	OPP	3,353	L, 59-64
Nov. 18	Murray State	Champaign, Ill.	11 AM	B1G+	White	OPP	14,361	W, 84-64
Nov. 23	Florida State	Tallahassee, Fla.	1 PM	ACCNX	Orange	OPP	1,502	W, 86-63
Nov. 26	WKU	Champaign, Ill.	6 PM	B1G+	White	OPP	4,216	W, 70-41
Nov. 30	Le Moyne	Champaign, Ill.	2 PM	B1G+	White	ILL	3,994	W, 100-28
Dec. 2	Bellarmine	Champaign, Ill.	6 PM	B1G+	White	ILL	3,979	W, 90-41
Dec. 6	Indiana	Champaign, Ill.	11 AM	Big Ten Network	White	OPP	4,712	W, 78-57
Dec. 10	Missouri	Columbia, Mo.	6 PM	SEC Network	Orange	OPP	2,818	W, 70-62
Dec. 14	North Texas	Champaign, Ill.	2 PM	B1G+	White	OPP	4,136	W, 81-69
Dec. 19	Jackson State	Champaign, Ill.	6 PM	B1G+	White	ILL	4,112	W, 86-43
Dec. 28	Purdue	West Lafayette, Ind.	11 AM	Big Ten Network	Blue	ILL	6,031	W, 83-73
Jan. 1	Maryland	Champaign, Ill.	3 PM	Big Ten Network	White	OPP	5,207	W, 73-70
Jan. 4	Michigan State	East Lansing, Mich.	11 AM	Big Ten Network	Blue	OPP	5,114	L, 75-81
Jan. 7	Ohio State	Champaign, Ill.	6 PM	B1G+	White	OPP	4,237	L, 69-78
Jan. 11	Penn State	University Park, Pa.	2 PM	Big Ten Network	Orange	OPP	1,945	W, 92-76
Jan. 15	Michigan	Ann Arbor, Mich.	6 PM	Peacock/NBCSN	Orange	OPP	3,108	L, 85-69
Jan. 18	Northwestern	Champaign, Ill.	2 PM	B1G+	White	OPP	5,068	W, 74-71
Jan. 24	Nebraska	Lincoln, Neb.	1 PM	Big Ten Network	Blue	OPP	7,683	L, 75-81
Jan. 28	UCLA	Champaign, Ill.	6 PM	B1G+				
Feb. 1	Washington	Seattle, Wash.	5 PM	FS1				
Feb. 4	Oregon	Eugene, Ore.	8 PM	B1G+				
Feb. 8	USC	Champaign, Ill.	12 PM	B1G+				
Feb. 11	Wisconsin	Champaign, Ill.	6 PM	B1G+				
Feb. 17	Rutgers	Champaign, Ill.	6 PM	Big Ten Network				
Feb. 22	Northwestern	Evanston, Ill.	2 PM	B1G+				
Feb. 26	Iowa	Iowa City, Iowa	8 PM	Big Ten Network				
Mar. 1	Minnesota	Champaign, Ill.	2 PM	B1G+				

TOP 25 RANKINGS

ASSOCIATED PRESS POLL // WEEK 12 (1/26/26)

#	SCHOOL	RECORD	POINTS
1.	UConn (31)	21-0	775
2.	UCLA	19-1	740
3.	South Carolina	20-2	704
4.	Texas	19-2	677
5.	Vanderbilt	20-1	637
6.	LSU	18-2	632
7.	Louisville	19-3	569
8.	Iowa	18-2	559
9.	Michigan	17-3	535
10.	Oklahoma	16-4	448
11.	Ohio State	18-3	440
12.	TCU	19-2	435
13.	Michigan State	18-2	410
14.	Baylor	18-3	388
15.	Tennessee	14-3	360
16.	Maryland	17-4	288
17.	Ole Miss	17-4	256
18.	Kentucky	17-5	231
19.	Princeton	17-1	190
20.	Duke	14-6	165
21.	Texas Tech	20-2	152
22.	West Virginia	17-4	120
23.	Georgia	18-3	106
24.	Alabama	18-3	92
25.	Washington	15-4	72

Others receiving votes:
 North Carolina 47, Rhode Island 16, Nebraska 14, Minnesota 6,
 NC State 5, Illinois 3, Fairfield 2, Oklahoma St. 1.

USA TODAY/COACHES POLL // WEEK 13 (1/27/26)

#	SCHOOL	RECORD	POINTS
1.	UConn (31)	21-0	775
2.	UCLA	19-1	738
3.	South Carolina	20-2	710
4.	Texas	19-2	657
5.	LSU	18-2	635
6.	Vanderbilt	20-1	625
7.	Louisville	19-3	549
8.	Iowa	18-2	546
9.	Michigan	17-3	536
10.	TCU	19-2	489
11.	Oklahoma	16-4	434
12.	Ohio State	18-3	418
13.	Michigan State	18-2	407
14.	Baylor	18-3	395
15.	Tennessee	14-3	369
16.	Maryland	17-4	321
17.	Ole Miss	17-4	263
18.	Kentucky	17-5	242
19.	Princeton	17-1	208
20.	Texas Tech	20-2	156
21.	West Virginia	17-4	144
22.	Alabama	18-3	121
23.	North Carolina	17-5	104
24.	Washington	15-4	73
25.	Georgia	18-3	58

Others receiving votes:
 Duke (14-6) 57; Iowa State (16-5) 29; Oklahoma State (16-5) 5;
 Rhode Island (18-2) 4; Minnesota (14-6) 3; Nebraska (15-5) 3; Illinois
 (15-5) 1.

NON-CONFERENCE BREAKDOWN

TEAM	CONF.	RECORD	CONF.	NET
Bellarmine	ASUN	2-19	0-8	358
Florida State	ACC	7-14	2-7	106
Illinois State	MVC	11-9	5-4	136
Jackson State	SWAC	5-14	3-4	305
Le Moyne	NEC	5-16	3-5	356
Missouri	SEC	14-9	2-6	77
Murray State	MVC	17-3	8-1	98
North Texas	AAC	11-9	5-3	112
Oregon State	WCC	15-6	7-1	85
SEMO	OVC	7-12	3-7	264
WKU	CUSA	5-14	1-7	297

As of 1/26/26

RANKING HISTORY

2025-26 WEEK-BY-WEEK RANKINGS					ILLINOIS IN THE AP POLL			
	AP	COACHES	NET	RECORD	SEASON	APP	PRE	FINAL
Preseason	RV	NR	-	0-0	JANE SCHROEDER ERA			
Week 2	NR	NR	-	2-0	1981-82	7	NR	12
Week 3	NR	NR	-	2-1	LAURA GOLDEN ERA			
Week 4	NR	NR	-	4-1	1986-87	9	NR	15
Week 5	NR	NR	38	6-1	1987-88	3	NR	19
Week 6	RV	NR	35	8-1	THERESA GRENTZ ERA			
Week 7	RV	NR	36	10-1	1996-97	7	NR	16
Week 8	RV	NR	36	11-1	1997-98	18	7	16
Week 9	--	NR	37	12-1	1998-99	3	25	NR
Week 10	RV	RV	34	13-2	1999-00	13	12	NR
Week 11	25	RV	32	14-3	2000-01	3	NR	21
Week 12	RV	RV	35	15-4	SHAUNA GREEN ERA			
Week 13	RV	RV	35	15-5	2022-23	4	NR	NR
Week 14	-	-	-	-	2023-24	1	23	NR
Week 15	-	-	-	-	2024-25	5	NR	RV
Week 16	-	-	-	-	2025-26	1	RV	--
Week 17	-	-	-	-	WEEKS... ALL PRE FINAL			
Week 18	-	-	-	-	...in Top 5	1	0	0
Week 19	-	-	-	-	...in Top 10	11	1	0
Final	-	-	-	-	...in Top 25	74	4	2





SHAUNA GREEN

HEAD COACH

FOURTH SEASON AT ILLINOIS

12TH SEASON OVERALL AS HEAD COACH

CANISIUS (2002)

10TH HC IN PROGRAM HISTORY

In three complete seasons under Green, the Illinois women's basketball team registered 63 wins, the first-ever postseason championship in program history (2024 WBIT), and three consecutive top-5 season attendances in State Farm Center. Additionally, the Illini have racked up six AP Top 25-ranked wins, secured double-digit home victories for three-straight seasons for the first time in program history, won Illinois' first NCAA Tournament game in 25 seasons, and brought in the No. 7-ranked recruiting class by ESPNW for the 2025-26 campaign.

In year three at Illinois, Green continued the program's upward trajectory with another 22-win season (22-10), a third-straight postseason appearance, and the program's first NCAA Tournament win in 25 years. The Fighting Illini tied the program record with four wins over AP Top-25 ranked opponents. Illinois led the Big Ten in team free throw percentage (79.3%) and defensive 3-point percentage (28.1%), while Genesis Bryant (free throw percentage) and Kendall Bostic (double-doubles, minutes/game, rebounds, def. rebounds/game, rebounds/game) combined to lead the league in six individual categories.

Illinois' 63 wins through Green's first three seasons match the program record in that span while also marking the most by a head coach in their first three years with the Orange and Blue. Across that period, Illinois is 38-11 at home under Green, and the program has secured double-digit wins in three straight seasons for the first time in program history. The Illini won 11 consecutive games from March 21-Nov. 26, 2024, a new program record and the longest active win streak in the country at the time. Additionally, Illinois strung together a program-record eight-game Big Ten winning streak en route to an 11-7 record in league play.

Year two at Illinois under Green saw the Fighting Illini make back-to-back postseason appearances for the first time since the 2006-07 and 2007-08 campaigns as Illinois earned an at-large bid into the inaugural Women's Basketball Invitation Tournament (second NCAA-sponsored postseason tournament behind the NCAA Tournament). Green led the squad to a WBIT championship with five straight wins to close the season with a 19-15 overall record.

Green is the first coach in program history to lead the Illini to winning seasons in their first two years at Illinois. UI's 19 Big Ten regular-season victories over Green's first two seasons are the program's most over a two-year span since the 1999-2000 and 2000-01 campaigns, when Illinois totaled 20 conference wins under Hall of Fame coach Theresa Greutz.

Year one at Illinois saw Green lead the program to

new heights both on and off the court. The Illini finished 22-10 (11-7 B1G) and returned to the NCAA Tournament for the first time in 20 seasons. Illinois found itself ranked in the AP Top 25 for the first time since 2000 and would appear in four polls, ranking as high as No. 21. Green is the only Illini head coach to have a team ranked in their first season at UI.

With five returners from the 2021-22 Illinois squad that posted a 7-20 record, Green delivered the largest turnaround in program history and one of the top all-time in Big Ten history. The 15-win improvement from the previous season's 7-20 campaign set a new best turnaround in program history and ranks third best in Big Ten history. In league play, Illinois tallied 10 more wins than the 2021-22 mark (1-13), the best turnaround in program history, which tied for the best all-time in the Big Ten.

Green arrived at Illinois following six successful seasons as the head coach at the University of Dayton, where her teams captured five Atlantic 10 regular-season championships and qualified each year of her tenure for postseason play, including four appearances in the NCAA Tournament. During the 2021-22 season, the three-time Atlantic 10 Coach of the Year led the Flyers to the Atlantic 10 championship and an opening-round victory in the NCAA Tournament, finishing the season with a final record of 26-6.

A native of Clinton, Iowa, Green began her coaching career as a head coach at Loras College in Dubuque, Iowa, in 2006 and 2007. Green gained Big Ten experience in 2016 as an assistant at Northwestern prior to being named head coach at Dayton before the 2016-17 season, where she had been an assistant coach from 2013-15. The Flyers advanced to the NCAA Tournament all three years Green was an assistant, including a memorable run to the 2015 NCAA Elite Eight. She also served as an assistant at Providence College from 2008-12.

A 2002 graduate of Canisius College, Green received a degree in business marketing. While at Canisius, the former Shauna Geronzin became one of the greatest basketball players in Griffins' history. A four-time letterwinner from 1998-2002, Green was the Canisius Female Athlete of the Year in 2002 and, in 2012, was inducted into the Canisius College Sports Hall of Fame.

GREEN'S CAREER HEAD COACHING RECORD

Loras College (2005-07)

Year	Record	Pct.	Conf.	Postseason
2005-06	12-15	.444	4th (9-7)	
2006-07	17-10	.629	2nd (12-4)	
Total	29-25	.537	21-11	

University of Dayton (2016-22)

Year	Record	Pct.	Conf.	Postseason
2016-17	22-10	.688	1st (13-3)	A-10 RS&T, NCAA 1st
2017-18	23-7	.767	1st (15-1)	A-10 RS, NCAA 1st
2018-19	17-14	.548	4th (10-6)	WNIT 1st Round
2019-20	25-8	.758	1st (15-1)	A-10 RS&T, NCAA*
2020-21	14-5	.737	1st (12-1)	A-10 RS, WNIT 1st
2021-22	26-6	.812	1st (14-1)	A-10 RS, NCAA 1st
Total	127-50	.718	79-13	4 NCAAAs, 2 WNITs

University of Illinois (2022-present)

Year	Record	Pct.	Conf.	Postseason
2022-23	22-10	.688	11-7	NCAA
2023-24	19-15	.559	8-10	WBIT Champ
2024-25	22-10	.710	11-7	NCAA 2nd
2025-26	15-5	.750	5-4	
Total	78-40	.661	35-28	2 NCAAAs, WBIT

Career 234-115 .670 135-52 6 NCAAAs

MILESTONES

First win as HC (Loras)	at Ashford (12/6/2005)
First win as D1 HC (Dayton)	at Wisconsin (11/16/2016)
100th career win	George Mason (1/8/2020)
100th career D1 win	at Davidson (2/28/2021)
150th career win	at Rhode Island (2/16/2022)
First win at Illinois	LIU (11/9/2022)
First B1G Conference win	Rutgers (12/7/2022)
First Top-25 win	No. 12/10 Iowa (1/1/2023)
First time team was ranked	Illinois (1/9/2023)
150th career D1 win	Morehead State (11/7/2023)
Second Top-25 win	No. 14/12 Indiana (2/19/2024)
Won Inaugural WBIT Championship	(4/3/24)
Won program's first-ever postseason championship	Illinois
Third Top-25 win	No. 19/19 Florida State (11/7/24)
200th career win	Eastern Illinois (11/14/24)
50 wins at Illinois	Southern Indiana (12/15/24)
T-6th winningest coach at Illinois	(12/15/24)
Fourth Top-25 win	No. 23/23 Iowa (1/9/25)
5th Top-25 Win/First Road	No. 14/14 Maryland (2/2/25)
T-5th winningest coach at Illinois	(2/13/25)
6th Top-25 Win/NCAA Tourn.	No. 23/22 Creighton (3/22/25)
100th game at Illinois	Illinois State (11/9/25)
200th career D1 win	North Texas (12/14/25)
3rd winningest coach at Illinois	Jackson State (12/19/25)
7th Top-25 Win/First Top-10	No. 7/6 Maryland (1/1/26)

2nd winningest coach at Illinois needs 5 wins

THE GREEN FILE

Born: October 31, 1979

Hired: March 21, 2022

Hometown: Clinton, Iowa

Husband: Andy Green

Son: Matteo

EDUCATION

College: Canisius '02 - B.S., Marketing
Loras '05 - M.S., Physical Education

COLLEGE COACHING EXPERIENCE

2022-	Illinois
2016-22	Dayton
2015-16	Northwestern (Asst. Coach)
2012-15	Dayton (Asst. Coach)
2007-12	Providence (Asst. Coach)
2005-07	Loras College
2002-05	Loras College (Asst. Coach)

COACHING HONORS

2023 WBCA National Coach of the Year Finalist
2022 Atlantic 10 Coach of the Year
2020 Atlantic 10 Coach of the Year
2018 Atlantic 10 Coach of the Year
2017 WBCA Maggie Dixon NCAA DI Rookie Coach of the Year

PLAYING CAREER (1998-02 - CANISIUS)

Four-year All-Metro Atlantic Athletic Conference (3x first team)
2,012-career points - First in program history
910-career rebounds - Second in program history



2025-26 EXPANDED SCHEDULE/RESULTS

Game Records

Record	Overall	Home	Away	Neutral
ALL GAMES	15-5	11-1	4-4	0-0
CONFERENCE	5-4	3-1	2-3	0-0
NON-CONFERENCE	10-1	8-0	2-1	0-0

Team Results

Date	Opponent		Score	Att.	High Points	High Rebounds
11/04/2025	Southeast Mo. St.	W	91-67	4227	(27) WALLACE, Berry	(11) WALLACE, Berry
11/09/2025	Illinois St.	W	75-65	4849	(22) WALLACE, Berry	(9) PARCHMENT, Cearah
11/14/2025	at Oregon St.	L	59-64	3353	(24) WALLACE, Berry	(6) WALLACE, Berry
						(6) PARCHMENT, Cearah
11/18/2025	Murray St.	W	84-64	14361	(22) WALLACE, Berry	(11) PARCHMENT, Cearah
11/23/2025	at Florida St.	W	86-63	1502	(25) DOLAN, Gretchen	(9) VASCONCELOS, Lety
11/26/2025	Western Ky.	W	70-41	4216	(16) WEBBER, Maddie	(8) PARCHMENT, Cearah
					(16) WALLACE, Berry	
11/30/2025	Le Moyne	W	100-28	3994	(17) WALLACE, Berry	(7) PARCHMENT, Cearah
					(17) PARCHMENT, Cearah	
12/02/2025	Bellarmine	W	90-41	3979	(16) PARCHMENT, Cearah	(12) PARCHMENT, Cearah
12/06/2025	Indiana	W	78-57	4712	(16) DOLAN, Gretchen	(13) PARCHMENT, Cearah
					(16) WEBBER, Maddie	
12/10/2025	at Missouri	W	70-62	2818	(21) DOLAN, Gretchen	(9) WALLACE, Berry
12/14/2025	North Texas	W	81-69	4136	(28) WALLACE, Berry	(9) WALLACE, Berry
12/19/2025	Jackson St.	W	86-43	4112	(13) GUYTON, Aaliyah	(7) WALLACE, Berry
						(7) PARCHMENT, Cearah
12/28/2025	at Purdue	W	83-73	6031	(21) WALLACE, Berry	(8) PARCHMENT, Cearah
01/01/2026	Maryland	W	73-70	5207	(22) WALLACE, Berry	(8) PARCHMENT, Cearah
01/04/2026	at Michigan St.	L	75-81	5114	(22) WEBBER, Maddie	(10) JACKSON, Destiny
					(22) WALLACE, Berry	
01/07/2026	Ohio St.	L	69-78	4237	(20) PARCHMENT, Cearah	(8) PARCHMENT, Cearah
01/11/2026	at Penn St.	W	92-76	1945	(28) WALLACE, Berry	(8) WALLACE, Berry
01/15/2026	at Michigan	L	69-85	3108	(26) WALLACE, Berry	(8) PARCHMENT, Cearah
01/18/2026	Northwestern	W	74-71	5068	(29) WALLACE, Berry	(11) PARCHMENT, Cearah
01/24/2026	at Nebraska	L	75-81	7683	(25) PARCHMENT, Cearah	(11) PARCHMENT, Cearah

Attendance Summary

	Games	Attend	Avg/Game
Home	12	63098	5258
Away	8	31554	3944
Neutral	0	0	0
Total	20	94652	4733



NCAA TEAM STAT RANKINGS

Statistic	National Rank	Conference Rank	Value	National Leader	Value	Conference Leader	Value
Assist/Turnover Ratio (359 ranked)	25	7	1.26	UConn	1.82	UCLA	1.76
Assists Per Game (359 ranked)	48	12	16.3	UConn	24.1	UCLA	22.7
Bench Points Per Game (359 ranked)	128	11	20.9	LSU	42.2	Nebraska	30.0
Blocks Per Game (359 ranked)	233	16	2.8	Virginia	8.0	Southern California	6.1
Field Goal Percentage (359 ranked)	34	11	45.8	UConn	52.7	UCLA	51.6
Field Goal Percentage Defense (359 ranked)	211	11	40.2	TCU	32.1	UCLA	35.7
Fouls Per Game (359 ranked)	210	13	17.4	Dartmouth	9.9	Minnesota	13.6
Free Throw Attempts Per Game (359 ranked)	63	4	19.70	FIU	26.78	Michigan	23.80
Free Throw Percentage (359 ranked)	1	1	83.2	Illinois	83.2	Illinois	83.2
Free Throws Made Per Game (359 ranked)	14	2	16.40	Murray St.	20.85	Maryland	17.00
Rebound Margin (359 ranked)	46	7	6.7	LSU	19.4	UCLA	15.8
Rebounds (Defensive) Per Game (359 ranked)	146	8	25.7	Oklahoma	34.5	Iowa	29.9
Rebounds (Offensive) Per Game (359 ranked)	201	13	11.7	LSU	18.4	Michigan	16.6
Rebounds Per Game (359 ranked)	166	10	37.30	Troy	50.80	UCLA	43.50
Scoring Defense (359 ranked)	176	11	64.0	McNeese	50.9	Minnesota	54.2
Scoring Margin (359 ranked)	47	11	15.1	LSU	42.2	UCLA	30.9
Scoring Offense (359 ranked)	26	8	79.0	LSU	99.0	Michigan	87.2
Steals Per Game (359 ranked)	274	16	7.1	Cal St. Fullerton	17.1	Ohio St.	13.1
Three Point Attempts Per Game (359 ranked)	286	18	17.1	Arkansas St.	34.2	Wisconsin	25.5
Three Point Percentage (359 ranked)	48	9	34.6	Gonzaga	40.6	UCLA	39.1
Three Point Percentage Defense (359 ranked)	115	5	29.0	Baylor	22.3	Southern California	26.8
Three Pointers Per Game (359 ranked)	200	16	5.9	Fairfield	12.5	Wisconsin	8.8
Turnover Margin (359 ranked)	86	9	3.00	McNeese	13.50	Michigan St.	9.75
Turnovers Forced Per Game (359 ranked)	226	9	15.90	Cal St. Fullerton	28.35	Michigan	23.80
Turnovers Per Game (359 ranked)	23	3	12.9	Vermont	10.5	Minnesota	10.6
Winning Percentage (356 ranked)	59	8	75.0	UConn	100.0	UCLA	95.0



NCAA INDIVIDUAL STAT RANKINGS

Statistic	Player	National Rank	Conference Rank	Value	National Leader	Value	Conference Leader	Value
Assist/Turnover Ratio (250 ranked)	Destiny Jackson	58	11	1.96	Paige Girardi, Quinnipiac	4.79	Kiki Rice, UCLA	3.10
Assists (144 ranked)	Destiny Jackson	49	5	96	Tonie Morgan, Kentucky	189	Caroline Lau, Northwestern	181
Assists Per Game (249 ranked)	Destiny Jackson	49	5	4.8	Caroline Lau, Northwestern	9.1	Caroline Lau, Northwestern	9.1
Blocks (140 ranked)					Julia Dalan, Portland	65	Jazzy Davidson, Southern California	49
Blocks Per Game (245 ranked)					Julia Dalan, Portland	3.42	Jazzy Davidson, Southern California	2.45
Double Doubles (36 ranked)					Raegan Beers, Oklahoma Sharnecce Currie-Jelks, Murray St. Avery Koenen, North Dakota St.	15 15 15	Lauren Betts, UCLA	8
Field Goal Attempts (148 ranked)	Berry Wallace	78	9	269	Liv McGill, Florida	404	Kiyomi McMiller, Penn St.	400
Field Goal Percentage (250 ranked)	Berry Wallace Gretchen Dolan	45 245	9 24	52.8 39.5	Gracie Merkle, Penn St.	74.2	Gracie Merkle, Penn St.	74.2
Field Goals (147 ranked)	Berry Wallace	26	6	142	Audi Crooks, Iowa St.	216	Grace Sullivan, Northwestern	186
Free Throw Attempts (145 ranked)	Berry Wallace	88	5	95	S'Mya Nichols, Kansas	166	Olivia Olson, Michigan	104
Free Throw Percentage (250 ranked)	Gretchen Dolan Berry Wallace Destiny Jackson Cearah Parchment	21 34 71 103	5 7 9 11	88.7 87.4 83.6 82.1	Maddie Heiss, Wofford	94.9	Britt Prince, Nebraska	92.1
Free Throws (150 ranked)	Berry Wallace	45	1	83	S'Mya Nichols, Kansas	138	Berry Wallace, Illinois	83
Minutes Per Game (150 ranked)	Berry Wallace	41	4	34.68	Meri Kanerva, Xavier	38.03	Shay Ciezki, Indiana	35.85
Points (200 ranked)	Berry Wallace	25	4	395	Audi Crooks, Iowa St.	526	Shay Ciezki, Indiana	496
Points Per Game (250 ranked)	Berry Wallace	20	4	19.8	Audi Crooks, Iowa St.	26.3	Shay Ciezki, Indiana	23.6
Rebounds (149 ranked)	Cearah Parchment	89	4	161	Megan Nestor, North Texas	265	Hannah Stuelke, Iowa	179
Rebounds (Defensive) Per Game (28 ranked)					Kourtney Grossman, Eastern Wash. Megan Norris, UC Davis	9.9 9.9		
Rebounds (Offensive) Per Game (29 ranked)					Megan Nestor, North Texas	5.3	Gracie Merkle, Penn St.	3.7
Rebounds Per Game (249 ranked)	Cearah Parchment Berry Wallace	105 220	4 11	8.1 6.9	Megan Nestor, North Texas	13.3	Hannah Stuelke, Iowa	9.0
Steals (139 ranked)					Hannah Hidalgo, Notre Dame	117	Kennedy Cambridge, Ohio St.	85
Steals Per Game (243 ranked)					Hannah Hidalgo, Notre Dame	5.85	Kennedy Cambridge, Ohio St.	4.05
Three Point Attempts (150 ranked)					Briana Rivera, Samford	205	Yarden Garzon, Maryland	148
Three Point Percentage (184 ranked)					Elle Evans, Kansas	51.1	Chazadi Wright, Iowa	48.2
Three Pointers (143 ranked)					Briana Rivera, Samford	73	Yarden Garzon, Maryland	59
Three Pointers Per Game (248 ranked)					Briana Rivera, Samford	3.32	Yarden Garzon, Maryland	2.81
Triple Doubles (2 ranked)					Olivia Miles, TCU	4		



SPECIALTY STATISTICS BREAKDOWN

	OPPONENT	PTS IN PAINT (ILL/OPP.)	PTS OFF TO (ILL/OPP.)	2ND CHANCE PTS (ILL/OPP.)	FAST BREAK PTS (ILL/OPP.)	BENCH PTS (ILL/OPP.)	LONGEST RUN (ILL/OPP.)	LARGEST LEAD	LARGEST DEFICIT	LEAD CHANGES	TIES
Nov. 4	SEMO	44/24	21/11	13/6	19/11	28/29	8/6	30	---	0	1
Nov. 9	Illinois State	42/42	13/7	10/0	4/6	11/26	9/9	13	---	0	1
Nov. 14	at Oregon State	12/24	14/7	9/2	7/5	5/22	6/11	6	9	8	4
Nov. 18	Murray State	38/22	15/15	11/4	13/11	23/12	11/7	23	2^	3	3
Nov. 23	at Florida State	40/26	22/4	6/13	14/3	26/16	12/12	26	12^	3	0
Nov. 26	WKU	28/22	25/13	2/10	11/2	28/12	17/7	31	4^	8	4
Nov. 30	Le Moyne	58/10	42/6	10/2	30/0	38/10	21/4	72	0	0	0
Dec. 2	Bellarmino	62/6	29/9	28/0	21/0	39/12	15/5	53	0	0	0
Dec. 6	Indiana	58/18	19/9	14/5	13/11	20/3	12/12	36	2^	1	1
Dec. 10	at Missouri	42/22	18/9	9/2	2/13	17/18	8/7	11	0	0	0
Dec. 14	North Texas	20/32	17/18	12/14	2/4	18/19	7/8	20	2^	3	1
Dec. 19	Jackson State	58/18	24/4	11/12	19/5	35/14	14/7	44	0	0	0
Dec. 28	at Purdue	30/46	23/21	12/4	8/6	17/24	8/8	14	1^	6	2
Jan. 1	Maryland	28/42	12/10	16/8	6/9	2/16	7/6	4	7^	5	7
Jan. 4	at Michigan State	22/42	7/13	8/10	22/17	27/17	10/9	1	15	2	4
Jan. 7	Ohio State	50/40	12/15	6/3	11/16	17/0	7/9	5	13	16	11
Jan. 11	at Penn State	36/36	14/31	20/13	12/8	30/12	10/7	21	5^	11	4
Jan. 15	at Michigan	28/46	15/21	11/23	4/12	15/23	11/13	0	18	0	0
Jan. 18	Northwestern	38/32	7/9	23/8	2/5	11/0	17/8	15	5^	7	4
Jan. 24	at Nebraska	40/36	17/19	11/9	4/4	11/22	5/11	4	19	1	1
Jan. 28	UCLA										
Feb. 1	at Washington										
Feb. 4	at Oregon										
Feb. 8	USC										
Feb. 11	Wisconsin										
Feb. 17	Rutgers										
Feb. 22	at Northwestern										
Feb. 26	at Iowa										
Mar. 1	Minnesota										

Illini bests and opponent worsts are **bolded**

^ indicates Illinois won



GAME-BY-GAME TEAM COMPARISON

OPPONENT	1ST	2ND	HALF	3RD	4TH	OT	SCORE	MARGIN	FGM	FG%	3FGM	3FG%	FTM	FT%	REBS	ASTS	TOS	BLKS	STLS	FLS
SEMO	19/15	24/16	43-31	29/12	19/24	---	91-67	+24	31/20	52.5/35.1	4/3	36.4/25.0	25/24	78.1/70.6	39/31	19/9	16/17	3/1	6/7	30/28
Illinois State	20/16	17/15	37-31	18/14	20/20	---	75-65	+10	27/27	46.6/48.2	3/4	27.3/28.6	18/7	78.3/87.5	33/24	16/18	9/16	2/1	9/6	14/17
Oregon State	18/16	10/13	28-29	13/14	18/21	---	59-64	-5	20/25	33.9/52.1	8/4	42.1/40.0	11/10	68.8/83.3	31/30	10/13	11/11	0/3	4/7	15/16
Murray State	25/16	22/14	47-30	20/16	17/18	---	84-64	+20	29/22	46.8/35.5	6/8	28.6/26.7	20/12	90.9/57.1	41/33	14/10	15/17	3/2	5/3	21/15
Florida State	22/24	20/10	42-34	19/15	25/14	---	86-63	+23	32/23	50.0/35.4	9/8	52.9/27.6	13/9	81.3/69.2	37/34	15/8	8/15	5/2	5/2	16/17
WKU	10/12	17/11	27-23	19/11	24/7	---	70-41	+29	23/16	42.6/35.6	7/2	30.4/12.5	17/7	85.0/63.6	31/28	15/6	15/25	0/3	13/6	16/18
Le Moyne	36/6	16/9	52-15	23/4	25/9	---	100-28	+72	37/11	56.9/22.9	4/2	23.5/9.1	22/4	88.0/100	38/23	20/8	8/31	5/0	22/1	12/19
Bellarmino	32/11	23/12	55-23	23/5	12/13	---	90-41	+39	36/11	43.4/19.6	3/6	13.6/23.1	15/13	83.3/76.5	64/27	25/7	13/20	4/0	10/5	16/20
Indiana	28/12	17/11	45-23	23/9	10/25	---	78-57	+21	34/19	47.9/35.8	4/7	28.6/35.0	6/12	100/100	39/30	23/12	11/20	1/1	9/5	12/14
Missouri	14/10	20/16	34-26	16/21	20/15	---	70-62	+8	28/21	44.4/38.2	4/8	26.7/32.0	10/12	83.3/85.7	34/36	12/8	9/18	3/7	11/4	13/14
North Texas	16/9	26/19	35-28	21/16	18/25	---	81-69	+12	22/27	46.8/40.9	11/6	64.7/31.6	26/9	78.8/60.0	34/31	17/13	20/19	2/3	5/7	20/30
Jackson State	25/5	22/5	47-10	17/20	22/13	---	86-43	+43	33/15	55.0/27.3	3/6	21.4/35.3	17/7	94.4/58.3	41/27	21/9	8/14	4/0	7/3	13/20
Purdue	28/18	12/20	40-38	27/15	16/20	---	83-73	+10	26/31	47.3/53.4	6/3	37.5/21.4	25/8	83.3/53.3	35/26	12/18	17/16	0/3	6/7	18/23
Maryland	16/20	18/19	34-39	18/15	21/16	---	73-70	+3	24/25	38.1/42.4	5/1	35.7/8.3	20/19	87.0/76.0	30/39	11/12	12/18	5/1	7/3	18/22
Michigan State	18/23	14/21	32-44	18/14	25/23	---	75-81	-6	25/27	39.7/42.9	10/6	43.5/37.5	15/21	78.9/84.0	35/40	14/14	8/6	4/9	4/5	19/15
Ohio State	22/19	14/17	36-36	10/16	23/26	---	69-78	-9	28/29	42.4/48.3	2/4	15.4/26.7	11/16	91.7/80.0	38/33	13/17	17/13	2/3	3/6	22/14
Penn State	21/20	22/12	43-32	23/23	26/21	---	92-76	+16	34/29	59.6/43.3	11/6	50.0/35.3	13/12	86.7/75.0	37/25	25/18	21/11	2/2	3/9	17/18
Michigan	13/27	19/20	32-47	23/22	14/16	---	69-85	-16	25/32	39.7/47.8	9/8	39.1/47.1	10/13	83.3/72.2	33/41	16/17	15/12	4/2	4/6	21/17
Northwestern	21/17	19/16	40-33	18/18	16/20	---	74-71	+3	25/28	37.9/45.2	5/8	27.8/40.0	19/7	86.4/77.8	42/27	16/19	8/5	1/1	1/5	13/17
Nebraska	11/19	12/22	23-41	21/15	31/25	---	75-81	-6	28/27	46.7/49.1	4/6	36.4/42.9	15/21	78.9/77.8	34/27	12/17	17/14	5/5	8/5	22/19
UCLA																				
Washington																				
Oregon																				
USC																				
Wisconsin																				
Rutgers																				
Northwestern																				
Iowa																				
Minnesota																				

Illini highs and opponent lows are **bolded**

STARTING LINEUPS

DATE	OPPONENT	GUARD	GUARD	GUARD	FORWARD	FORWARD/CENTER	RECORD
Nov. 4	SEMO	Jackson	Dolan	Brown-Hagger	Wallace	Parchment	1-0 (1)
Nov. 9	Illinois State	Jackson	Dolan	Brown-Hagger	Wallace	Parchment	2-0 (1)
Nov. 14	at Oregon State	Jackson	Dolan	Brown-Hagger	Wallace	Parchment	2-1 (1)
Nov. 18	Murray State	Jackson	Dolan	Brown-Hagger	Wallace	Parchment	3-1 (1)
Nov. 23	at Florida State	Jackson	Dolan	Brown-Hagger	Wallace	Parchment	4-1 (1)
Nov. 26	WKU	Jackson	Dolan	Brown-Hagger	Wallace	Parchment	5-1 (1)
Nov. 30	Le Moyne	Jackson	Dolan	Brown-Hagger	Wallace	Parchment	6-1 (1)
Dec. 2	Bellarmino	Jackson	Dolan	Brown-Hagger	Wallace	Parchment	7-1 (1)
Dec. 6	Indiana	Jackson	Dolan	Brown-Hagger	Wallace	Parchment	8-1 (1)
Dec. 10	at Missouri	Jackson	Dolan	Brown-Hagger	Wallace	Parchment	9-1 (1)
Dec. 14	North Texas	Jackson	Dolan	Brown-Hagger	Wallace	Parchment	10-1 (1)
Dec. 19	Jackson State	Jackson	Dolan	Brown-Hagger	Wallace	Parchment	11-1 (1)
Dec. 28	at Purdue	Jackson	Dolan	Brown-Hagger	Wallace	Parchment	12-1 (1)
Jan. 1	Maryland	Jackson	Dolan	Brown-Hagger	Wallace	Parchment	13-1 (1)
Jan. 4	at Michigan State	Jackson	Dolan	Brown-Hagger	Wallace	Parchment	13-2 (1)
Jan. 7	Ohio State	Jackson	Dolan	Brown-Hagger	Wallace	Parchment	13-3 (1)
Jan. 11	at Penn State	Jackson	Dolan	Brown-Hagger	Wallace	Parchment	14-3 (1)
Jan. 15	at Michigan	Jackson	Webber	Brown-Hagger	Wallace	Parchment	0-1 (2)
Jan. 18	Northwestern	Jackson	Guyton	Brown-Hagger	Wallace	Parchment	1-0 (3)
Jan. 24	at Nebraska	Jackson	Guyton	Brown-Hagger	Wallace	Parchment	1-1 (3)
Jan. 28	UCLA						
Feb. 1	at Washington						
Feb. 4	at Oregon						
Feb. 8	USC						
Feb. 11	Wisconsin						
Feb. 17	Rutgers						
Feb. 22	at Northwestern						
Feb. 26	at Iowa						
Mar. 1	Minnesota						



THE LAST TIME...

Illinois scored 100 points or more	Nov. 30, 2025 (Illinois 100, Le Moyne 28)
Illinois scored 90-99 points	Jan. 11, 2026 (Illinois 92, Penn State 76)
Illinois scored 50 points or less	March 24, 2025 (Texas 65, Illinois 48)
Illinois scored 40 points or less	Jan. 3, 2018 (Rutgers 76, Illinois 37)
Illinois gave up 100 points or more	Feb. 25, 2024 (Iowa 101, Illinois 85)
Illinois gave up 90 points or more	Feb. 25, 2024 (Iowa 101, Illinois 85)
Illinois gave up 40 points or less	Nov. 30, 2025 (Illinois 100, Le Moyne 28)
Illinois won by 40+ points	43, Dec. 19, 2025 (Illinois 86, Jackson State 43)
Illinois won an overtime game	Jan. 30, 2025 at Rutgers (Illinois 69, Rutgers 65)
Illinois lost an overtime game	Feb. 5, 2024 at Purdue (Purdue 77, Illinois 72)
Illinois made 10 or more three-pointers	Jan. 11, 2026, 11 (Illinois 92, Penn State 76)
An Illinois opponent made 10 or more 3-pointers	Dec. 31, 2024, 11 (Washington 84, Illinois 75)
An Illinois player scored 20+ points	Jan. 24, 2026, (Parchment 25, Wallace 22) (Nebraska 81, Illinois 75)
An Illinois player scored 30+ points	Dec. 31, 2024, (Bryant 32) (Washington 84, Illinois 75)
An Illinois player scored 40+ points	Jan. 14, 1996, Ashley Berggren, 43 at Minnesota (Illinois 87, Minnesota 76)
An opposing player scored 30+ points	Jan. 7, 2026, Jaloni Cambridge, 41, (Ohio State 78, Illinois 69)
An opposing player scored 40+ points	Jan. 7, 2026, Jaloni Cambridge, 41, (Ohio State 78, Illinois 69)
An Illinois player had a triple-double	Dec. 21, 2022, Genesis Bryant vs. Florida Atlantic, 20 p, 10 r, 12 a (Illinois 81, FAU 46)
An opposing player had a triple-double	Feb. 25, 2024, Caitlin Clark, Iowa, 24 p, 15 r, 10 a (Iowa 101, Illinois 85)
No Illini scored double figures	March 2, 2007, vs. Penn State at Big Ten Tournament (Penn State 61, Illinois 49 - Rebecca Harris had 8)
No opposing player scored double figures	Dec. 19, 2025 (Illinois 86, Jackson State 43)
Two Illini players had a double-double	Jan. 23, 2025, at Northwestern, Kendall Bostic (20 pts, 11 rbs) & Genesis Bryant (13 pts, 13 ast) (Illinois 85, Northwestern 60)
Three Illini scored 20+	Nov. 30, 2022, McKenzie (25), Cook (22), Peebles (20) (Illinois 92, Pitt 71)
Six Illini scored double figures	Nov. 30, 2025 vs. Le Moyne (Dolan, Guyton, Jackson, Parchment, Wallace, Webber)
Seven Illini scored double figures	Nov. 17, 2013 vs. Alcorn State (Crawford, Gleason, Grant, Hartwell, Livingston, Moore, Tuck)
An Illini had 15+ rebounds	March 22, 2025, Kendall Bostic (17) (Illinois 66, Creighton 57)
An Illini had 20+ rebounds	Dec. 5, 2021, Kendall Bostic (22) (Illinois 71, Eastern Kentucky 57)
An Illini had 25+ rebounds	Jan. 23, 1975, Betty Anderson (30) (Illinois 57, Eastern Illinois 51 [OT])
An opposing player had 15+ rebounds	Nov. 27, 2024, Clara Strack (15) (Kentucky 76, Illinois 53)
An opposing player had 20+ rebounds	Nov. 9, 2019, Lauren Manis (21) (Illinois 78, Holy Cross 75 [OT])
An opposing player had 25+ rebounds	Never
An Illini had 10+ assists	March 6, 2025, Adalia McKenzie, 10 (Nebraska 74, Illinois 70)
An Illini had 15+ assists	Jan. 15, 2006, Maggie Acuna, 16, at Wisconsin (Illinois 84, Wisconsin 54)
An opposing player had 10+ assists	Feb. 25, 2024, Caitlin Clark, 10, Iowa (Iowa 101, Illinois 85)
An opposing player had 15+ assists	March 12, 1983, Debbie Hunter, 15, vs. Minnesota (Minnesota 89, Illinois 65)
An Illini player made 5+ three-pointers	Jan. 11, 2026, Maddie Webber, 5 (Illinois 92, Penn State 76)
An Illini player made 8+ three-pointers	Nov. 29, 1997, Katie Coleman, 9, vs. Providence, at Puerto Rico (Illinois 106, Providence 74)
An Illini player made 10+ three-pointers	Never
An opposing player made 5+ threes	Dec. 31, 2024, Sayvia Sellers, 5 (Washington 84, Illinois 75)
Illinois shot 60 pct. FG or better	Nov. 22, 2010, 61.6% (45-73) vs. Cal Poly (Illinois 104, Cal Poly 63)
Illinois shot 30 pct. FG or lower	Nov. 27, 2024, 26.7% (16-60), vs. Kentucky (Kentucky 76, Illinois 53)
Illinois shot higher 3FG% than FG%	Jan. 4, 2026, at Michigan State (3FG-43.5%, FG-39.7%)
An opponent shot 60 pct. FG or better	Dec. 31, 2019, 65.0% (39-60), at Iowa (Iowa 108, Illinois 72)
An opponent shot 30 pct. FG or lower	Dec. 19, 2025, 27.3% (15-55) (Illinois 86, Jackson State 43)
An opponent shot 25 pct. FG or lower	Nov. 30, 2025, 22.9% (11-48) (Illinois 100, Le Moyne 28)
An opponent shot 20 pct. FG or lower	Dec. 2, 2025, 19.6% (11-56), (Illinois 90, Bellarmine 41)
Illinois forced 20 or more turnovers	Dec. 6, 2025, 20 (Illinois 78, Indiana 57)
Illinois forced 30 or more turnovers	Nov. 30, 2025, 31 (Illinois 100, Le Moyne 28)
Illinois committed 30 or more turnovers	Dec. 2, 2006, 34, at Ole Miss (Ole Miss 75, Illinois 50)
Illinois had 20 or more steals	Nov. 30, 2025, 22, Le Moyne (Illinois 100, Le Moyne 28)
An Illinois opponent had 20 or more steals	Dec. 2, 2006, 26, at Ole Miss (Ole Miss 75, Illinois 50)
Illinois blocked 10 or more shots	Nov. 19, 2022, 10, Evansville (Illinois 93, Evansville 54)
Illinois won 5+ games in a row	Nov. 18, 2025 - Jan. 1, 2026, 11-game streak
Illinois won 10+ games in a row	Nov. 18, 2025 - Jan. 1, 2026, 11-game streak
Illinois lost 5+ games in a row	Jan. 16 2022-Feb. 27, 2022, 11-game streak
Illinois lost 10+ games in a row	Jan. 16 2022-Feb. 27, 2022, 11-game streak
Illinois won 5+ in a row at home	Nov. 4, 2025 - Jan. 1, 2026, 10-game streak
Illinois won 10+ in a row at home	Nov. 4, 2025 - Jan. 1, 2026, 10-game streak
Illinois won 15+ in a row at home	Dec. 20, 1997-Jan. 5, 1999, 18-game streak
Illinois lost 5+ in a row at home	Jan. 20, 2022-Feb. 27, 2022, 6-game streak
Illinois lost 10+ in a row at home	Never
Illinois won 5+ in a row away from home	Jan. 16, 2025 - Feb. 9, 2025, 5-game streak
Illinois won 10+ in a row away from home	Never
Consecutive games Illinois has made a 3-pointer	34, (Last ended vs. Michigan State, 1/19/25)



SINGLE-GAME RECORDS

TEAM RECORDS / 2025-26 MARKS		INDIVIDUAL RECORDS / 2025-26 BESTS	
Most Points.....	113 vs. Ball State (12/8/1981)	Most Points.....	49, Kendra Gantt vs. Kent State (1/3/1983)
Most FG Made.....	50 vs. Bradley (12/22/1982)	Most FG Made.....	22, Kendra Gantt vs. Kent State (1/3/1983)
Most FG Attempts.....	105 vs. LBSU (1/13/1982)	Most FG Attempts.....	32, 2x MR Kris Dupps vs. Kent State (1/2/1994)
Best FG %.....	63.8% vs. Iowa (3/6/1986)	Best FG % (min. 10 attempts).....	1,000, Cindy Dallas (10-10) vs. Illinois State (12/6/2003)
Worst FG %.....	17.0% vs. Ball State (3/7/1975)	Most FT Made.....	16, Karima Penn at Ohio State (1/6/2013)
Most FT Made.....	35, 3x MR vs. DePaul (12/10/1999)	Best FT % (min. 10 attempts).....	1,000, 6x MR Jenna Smith (13-13) vs. Providence (11/25/2007)
Best FT % (Min. 10 attempts).....	1,000, 7x MR at Canisius (12/2/24)	Most 3FG Made.....	9, Katie Coleman vs. Providence (11/29/1997)
Most 3FG Made.....	15 vs. Valparaiso (12/31/2014)	Most 3FG Attempts.....	15, 3x MR Genesis Bryant vs. Missouri (12/17/2023)
Most 3FG Attempts.....	35 vs. Penn State (1/9/2014)	Best 3FG % (min. 6 Attempts).....	87.5%, Tiffanie Guthrie (7-8) at Arizona (12/8/2002)
Best 3FG %.....	71.4%, 2x MR vs. Minnesota (1/15/2004)	Most Rebounds.....	30, Betty Anderson vs. Eastern Illinois (1/23/1975)
Most Rebounds.....	90 vs. Mo. - St. Louis (12/1/1977)	Most Offensive Rebounds.....	12, 3x MR Adalia McKenzie at Purdue (2/5/2024)
Most Assists.....	35 vs. Eastern Michigan (1/22/1982)	Most Assists.....	16, Maggie Acuna at Wisconsin (1/15/2006)
Most Blocks.....	13, 2x MR vs. Penn State (1/23/2018)	Most Blocks.....	11, Alex Wittinger at Penn State (1/23/2018)
Most Steals.....	25 vs. Arkansas-Pine Bluff (11/20/2004)	Most Steals.....	10, Cearah Parchment vs. Le Moyne (11/30/25)
Most Fouls.....	34 vs. Mo. - St. Louis (12/1/1977)	Most Fouls.....	30, vs. SEMO (11/4/25)
Most Fouled Out.....	6 vs. Minnesota (12/8/1974)	Most Fouled Out.....	2, vs. SEMO (11/4/25)
Most Turnovers.....	48 vs. Indiana State (12/4/1975)	Most Turnovers.....	21, at Penn State (1/11/26)
Fewest Turnovers.....	4 vs. Penn State (2/13/2025)	Fewest Turnovers.....	8, 5x MR vs. Northwestern (1/18/26)
Highest Winning Score.....	113 vs. Ball State (12/8/1981)	Highest Winning Score.....	100, vs. Le Moyne (11/30/25)
Highest Losing Score.....	107 vs. Sacramento State (11/24/2018)	Highest Losing Score.....	75, 2x MR at Nebraska (1/24/26)
Lowest Winning Score.....	43 vs. Danville JC (2/17/1975)	Lowest Winning Score.....	70, 2x MR at Missouri (12/10/25)
Largest Margin of Victory.....	84 - H - Alcorn State (11/17/2013)	Lowest Losing Score.....	59, at Oregon State (11/14/25)
	74 - A - SIUE (3/1/1979)	Largest Margin of Victory.....	72 - H - vs. Le Moyne (11/30/25)
	72 - H - Le Moyne (11/30/25)		N - N/A
	70 - H - Saint Peter's (11/15/2023)		23 - at Florida St. (11/23/25)
	69 - H - vs. Le Moyne (11/18/24)	Fewest Points Allowed.....	28, vs. Le Moyne (11/30/25)
	62 - H - McNeese (11/16/2022)	Fewest Points Allowed vs. Big Ten.....	57, vs. Indiana (12/6/25)
	58 - A - Puerto Rico - Mayaguez (11/28/1997)	Fewest Points Allowed in a Half.....	10, vs. Jackson State (12/19/25)
	55 - H - Tennessee State (11/24/15)	Largest Margin of Defeat.....	16, (69-85) at Michigan (1/15/26)
Fewest Points Allowed.....	24 vs. SIUE (3/1/1979)		
Lowest Losing Score.....	16 vs. Indiana (12/6/1974)		
Largest Margin of Defeat.....	63 vs. Purdue (3/1/1991)		





2025-26 Illinois Women's Basketball Combined Team Statistics All games

Page 1/1
as of Jan 24, 2026

Game Records

Record	Overall	Home	Away	Neutral
ALL GAMES	15-5	11-1	4-4	0-0
CONFERENCE	5-4	3-1	2-3	0-0
NON-CONFERENCE	10-1	8-0	2-1	0-0

Score by Periods

Team	1st	2nd	3rd	4th	OT	TOT
Illinois	415	364	399	402	0	1580
Opponents	315	298	295	371	0	1279

Team Box Score

No.	Player				Total		3-Point		F-Throw		Rebounds				PF		A	TO	BLK	STL	PTS	AVG
		GP-GS	MIN	AVG	FG-FGA	FG%	3FG-3FGA	3FG%	FT-FTA	FT%	OFF	DEF	TOT	AVG	PF	DQ						
23	WALLACE, Berry	20-20	693:38	34.7	142-269	.528	28-77	.364	83-95	.874	40	98	138	6.9	41	0	35	37	9	12	395	19.8
4	DOLAN, Gretchen	17-17	522:24	30.7	85-215	.395	15-61	.246	47-53	.887	11	50	61	3.6	29	0	50	28	7	21	232	13.6
30	PARCHMENT, Cearah	20-20	516:52	25.8	80-165	.485	15-37	.405	64-78	.821	57	104	161	8.1	54	2	23	37	11	35	239	12.0
34	WEBBER, Maddie	20-1	486:49	24.3	85-186	.457	35-79	.443	20-27	.741	14	42	56	2.8	38	1	34	23	6	9	225	11.3
2	JACKSON, Destiny	20-20	591:46	29.6	51-133	.383	6-21	.286	56-67	.836	12	67	79	4.0	55	1	96	49	2	28	164	8.2
1	GUYTON, Aaliyah	16-2	284:11	17.8	35-77	.455	9-27	.333	19-21	.905	7	26	33	2.1	27	0	37	18	0	9	98	6.1
8	BROWN-HAGGER, Jasmine	20-20	474:45	23.7	42-105	.400	10-34	.294	21-27	.778	19	22	41	2.1	51	1	34	35	2	20	115	5.8
35	VASCONCELOS, Lety	20-0	228:16	11.4	30-53	.566	0-0	.000	12-17	.706	21	40	61	3.1	36	1	11	18	12	3	72	3.6
6	NOYA CATOIRA, Irene	12-0	82:13	6.9	9-16	.563	0-3	.000	3-6	.500	10	10	20	1.7	8	0	5	6	3	5	21	1.8
12	ZENERE, Mia	4-0	17:52	4.5	2-5	.400	0-2	.000	0-0	.000	0	2	2	0.5	1	0	1	0	0	0	4	1.0
21	BENSON, Naomi	12-0	40:04	3.3	5-6	.833	0-0	.000	0-0	.000	4	6	10	0.8	3	0	0	1	2	0	10	0.8
24	SEGURA, Gisela	5-0	16:37	3.3	1-4	.250	0-0	.000	1-1	1.000	1	2	3	0.6	0	0	0	0	0	0	3	0.6
25	SMITH, Hayven	11-0	44:33	4.0	0-4	.000	0-0	.000	2-2	1.000	1	5	6	0.5	5	0	0	1	1	0	2	0.2
Team											36	39	75					5				
Total		20	4000		567-1238	.458	118-341	.346	328-394	.832	233	513	746	37.3	348	6	326	258	55	142	1580	79.0
Opponents		20	4000		465-1157	.402	106-365	.290	243-328	.741	182	430	612	30.6	373	4	253	318	49	102	1279	64.0

Team Statistics

	ILLINI	OPP
Scoring	1580	1279
Points per game	79.0	64.0
Scoring margin	+15.1	-
Field goals-att	567-1238	465-1157
Field goal pct	.458	.402
3 point fg-att	118-341	106-365
3-point FG pct	.346	.290
3-pt FG made per game	5.9	5.3
Free throws-att	328-394	243-328
Free throw pct	.832	.741
F-Throws made per game	16.4	12.2
Rebounds	746	612
Rebounds per game	37.3	30.6
Rebounding margin	+6.7	-
Assists	326	253
Assists per game	16.3	12.7
Turnovers	258	318
Turnovers per game	12.9	15.9
Turnover margin	+3.0	-
Assist/turnover ratio	1.3	0.8
Steals	142	102
Steals per game	7.1	5.1
Blocks	55	49
Blocks per game	2.8	2.5
Winning streak	0	-
Home win streak	1	-
Attendance	63098	31554
Home games-Avg/Game	12-5258	8-3944
Neutral site-Avg/Game	-	0-0

Team Results

Date	Opponent		Score	Att.
11/04/2025	Southeast Mo. St.	W	91-67	4227
11/09/2025	Illinois St.	W	75-65	4849
11/14/2025	at Oregon St.	L	59-64	3353
11/18/2025	Murray St.	W	84-64	14361
11/23/2025	at Florida St.	W	86-63	1502
11/26/2025	Western Ky.	W	70-41	4216
11/30/2025	Le Moyne	W	100-28	3994
12/02/2025	Bellarmine	W	90-41	3979
12/06/2025	Indiana	W	78-57	4712
12/10/2025	at Missouri	W	70-62	2818
12/14/2025	North Texas	W	81-69	4136
12/19/2025	Jackson St.	W	86-43	4112
12/28/2025	at Purdue	W	83-73	6031
01/01/2026	Maryland	W	73-70	5207
01/04/2026	at Michigan St.	L	75-81	5114
01/07/2026	Ohio St.	L	69-78	4237
01/11/2026	at Penn St.	W	92-76	1945
01/15/2026	at Michigan	L	69-85	3108
01/18/2026	Northwestern	W	74-71	5068
01/24/2026	at Nebraska	L	75-81	7683





2025-26 Illinois Women's Basketball Combined Team Statistics In Conference games

Page 1/1
as of Jan 24, 2026

Game Records

Record	Overall	Home	Away	Neutral
ALL GAMES	5-4	3-1	2-3	0-0
CONFERENCE	5-4	3-1	2-3	0-0
NON-CONFERENCE	0-0	0-0	0-0	0-0

Score by Periods

Team	1st	2nd	3rd	4th	OT	TOT
Illinois	178	147	181	182	0	688
Opponents	175	158	147	192	0	672

Team Box Score

No.	Player				Total		3-Point		F-Throw		Rebounds											
		GP-GS	MIN	AVG	FG-FGA	FG%	3FG-3FGA	3FG%	FT-FTA	FT%	OFF	DEF	TOT	AVG	PF	DQ	A	TO	BLK	STL	PTS	AVG
23	WALLACE, Berry	9-9	346:53	38.5	73-136	.537	16-43	.372	39-44	.886	13	47	60	6.7	20	0	16	16	8	7	201	22.3
30	PARCHMENT, Cearah	9-9	250:32	27.8	39-80	.488	7-15	.467	39-45	.867	36	43	79	8.8	26	1	11	25	6	10	124	13.8
4	DOLAN, Gretchen	6-6	196:45	32.8	28-76	.368	3-20	.150	14-15	.933	2	16	18	3.0	14	0	15	10	3	7	73	12.2
34	WEBBER, Maddie	9-1	230:58	25.7	40-96	.417	15-36	.417	9-11	.818	6	21	27	3.0	21	1	15	12	2	4	104	11.6
2	JACKSON, Destiny	9-9	281:42	31.3	26-71	.366	2-9	.222	20-24	.833	6	33	39	4.3	24	0	40	25	1	9	74	8.2
8	BROWN-HAGGER, Jasmine	9-9	228:15	25.4	18-49	.367	7-17	.412	6-10	.600	13	11	24	2.7	24	0	19	14	1	6	49	5.4
1	GUYTON, Aaliyah	8-2	142:23	17.8	13-33	.394	6-14	.429	3-4	.750	3	12	15	1.9	11	0	21	9	0	2	35	4.4
35	VASCONCELOS, Lety	9-0	79:06	8.8	11-19	.579	0-0	.000	4-5	.800	6	11	17	1.9	17	0	4	8	2	0	26	2.9
21	BENSON, Naomi	6-0	18:09	3.0	1-2	.500	0-0	.000	0-0	.000	1	3	4	0.7	2	0	0	0	1	0	2	0.3
6	NOYA CATOIRA, Irene	4-0	18:08	4.5	0-2	.000	0-0	.000	0-0	.000	1	3	4	1.0	2	0	1	3	0	0	0	0.0
25	SMITH, Hayven	2-0	07:09	3.6	0-0	.000	0-0	.000	0-0	.000	0	2	2	1.0	1	0	0	0	0	0	0	0.0
Team											17	17	34					4				
Total		9	1800		249-564	.441	56-154	.364	134-158	.848	104	219	323	35.9	162	2	142	126	24	45	688	76.4
Opponents		9	1800		247-544	.454	49-145	.338	129-167	.772	83	205	288	32.0	159	2	144	115	27	51	672	74.7

Team Statistics

	ILLINI	OPP
Scoring	688	672
Points per game	76.4	74.7
Scoring margin	+1.8	-
Field goals-att	249-564	247-544
Field goal pct	.441	.454
3 point fg-att	56-154	49-145
3-point FG pct	.364	.338
3-pt FG made per game	6.2	5.4
Free throws-att	134-158	129-167
Free throw pct	.848	.772
F-Throws made per game	14.9	14.3
Rebounds	323	288
Rebounds per game	35.9	32.0
Rebounding margin	+3.9	-
Assists	142	144
Assists per game	15.8	16.0
Turnovers	126	115
Turnovers per game	14.0	12.8
Turnover margin	-1.2	-
Assist/turnover ratio	1.1	1.3
Steals	45	51
Steals per game	5.0	5.7
Blocks	24	27
Blocks per game	2.7	3.0
Winning streak	0	-
Home win streak	1	-
Attendance	19224	23881
Home games-Avg/Game	4-4806	5-4776
Neutral site-Avg/Game	-	0-0

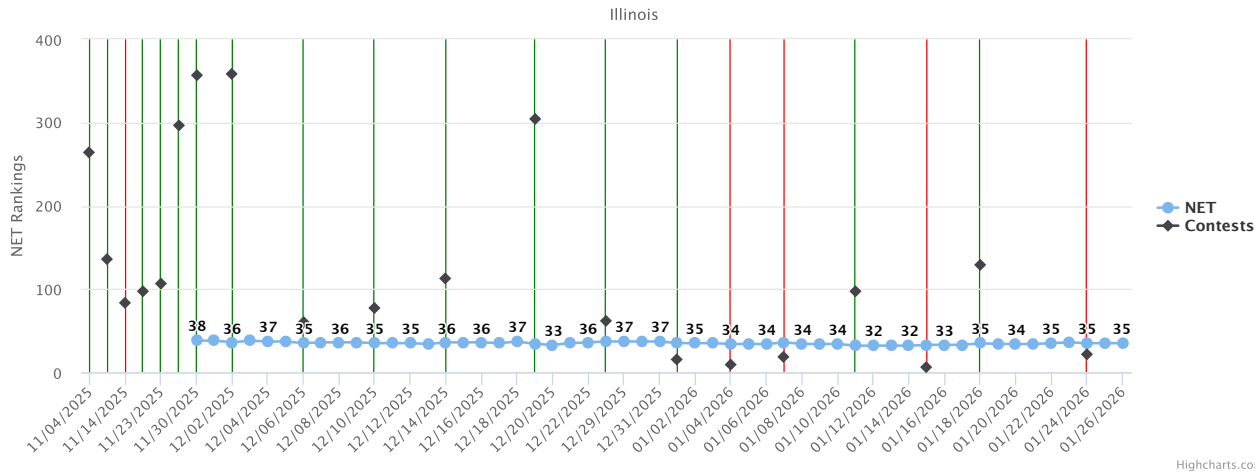
Team Results

Date	Opponent		Score	Att.
12/06/2025	Indiana	W	78-57	4712
12/28/2025	at Purdue	W	83-73	6031
01/01/2026	Maryland	W	73-70	5207
01/04/2026	at Michigan St.	L	75-81	5114
01/07/2026	Ohio St.	L	69-78	4237
01/11/2026	at Penn St.	W	92-76	1945
01/15/2026	at Michigan	L	69-85	3108
01/18/2026	Northwestern	W	74-71	5068
01/24/2026	at Nebraska	L	75-81	7683



NET TEAM SHEET

2025-26 D-I Women's Basketball NET Ranking thru games 01/26/2026



Summary Report

Team	Conference	01/26/2026 Result	NET Rank	Prev NET	Avg NET Win	Avg NET Loss	NET SOS	Avg Opp NET Rank	Avg Opp I NET	Div WL	Net NonConf SOS	Non-Conf Record	Conf Record	WAB Rk	WAB	Road WL	NC WAB Rk	NC WAB	Last 10 Games	Q1	Q2	Q3	Q4	vs TOP 100
Illinois	Big Ten		35	35	165	28	48	52	131	15-5 (54)	303	10-1 (23)	5-4 (158)	34	1.52	4-4 (121)	47	0.06	6-4 (115)	1-4 (42)	2-0 (1)	3-1 (67)	9-0 (1)	6-5 (37)

Q1 (1-4)
(H: 1-25) (N: 1-35) (A: 1-45) (1-4)

NET Rank	Date	Opponent	In Conf	Result
2	01/28/2026 07:00 PM	Ucla UCLA	Y	
6	01/15/2026	@ Michigan	Y	L 69-85
9	01/04/2026	@ Michigan St.	Y	L 75-81
10	02/26/2026 09:00 PM	@ Iowa	Y	
13	03/01/2026 03:00 PM	Minnesota	Y	
16	01/01/2026	M Maryland	Y	W 73-70
19	01/07/2026	Ohio St.	Y	L 69-78
22	01/24/2026	@ Nebraska	Y	L 75-81
23	02/08/2026 01:00 PM	Southern California	Y	
25	02/04/2026 09:00 PM	@ Oregon	Y	
29	02/01/2026 06:00 PM	@ Washington	Y	

11 contests. (1-4)

Q2 (2-0)
(H: 26-55) (N: 36-65) (A: 46-80) (2-0)

NET Rank	Date	Opponent	In Conf	Result
62	12/28/2025	@ Purdue	Y	W 83-73
77	12/10/2025	@ Missouri		W 70-62

2 contests. (2-0)

Q3 (3-1)
(H: 56-90) (N: 66-105) (A: 81-130) (3-1)

NET Rank	Date	Opponent	In Conf	Result
61	12/06/2025	Indiana	Y	W 78-57
75	02/11/2026 07:00 PM	Wisconsin	Y	
84	11/14/2025	@ Oregon St.		L 59-64
97	01/11/2026	@ Penn St.	Y	W 92-76
106	11/23/2025	@ Florida St.		W 86-63
129	02/22/2026 03:00 PM	@ Northwestern	Y	

6 contests. (3-1)

Q4 (9-0)
(H: 91-363) (N: 106-363) (A: 131-363) (9-0)

NET Rank	Date	Opponent	In Conf	Result
98	11/18/2025	Murray St.		W 84-64
112	12/14/2025	North Texas		W 81-69
129	01/18/2026	Northwestern	Y	W 74-71
136	11/09/2025	Illinois St.		W 75-65
153	02/17/2026 07:00 PM	Rutgers	Y	
264	11/04/2025	Southeast Mo. St.		W 91-67
296	11/26/2025	Western Ky.		W 70-41
305	12/19/2025	Jackson St.		W 86-43
356	11/30/2025	Le Moyne		W 100-28
358	12/02/2025	Bellarmino		W 90-41

10 contests. (9-0)



Game 1: RV/-- Illinois 91, SEMO 67

Nov. 4, 2025 | Champaign, Ill. (State Farm Center)

Southeast Mo. St. - 67

Record: 0-1

NO. Name	Min	FG	3P	FT	Rebounds	Fouls	TP	AS	TO	ST	Blocks	+/-
		MA	MA	MA	OR DR TOT	PF FD					BS BA	
21 Ainaya Williams	C 16:39	1-3	0-0	1-1	1 3 4	5 2 3	0	3	1	1	1	-16
0 Carmen Taylor	C 24:37	4-10	0-1	1-2	1 2 3	1 5 9	1	1	0	0	0	-27
2 Raissa Nsabua	G 16:19	0-3	0-1	1-2	1 2 3	4 4 1	1	2	5	0	0	0
4 Kearra Jones	C 13:52	4-6	1-1	0-0	0 1 1	2 1 9	0	0	0	0	0	-6
11 Lexi McCully	G 28:37	5-14	2-7	4-5	0 2 2	3 3 16	1	2	0	0	0	-22
3 Zoey Rixter	18:17	1-1	0-0	1-2	1 2 3	4 2 3	0	2	1	0	0	-20
1 Charmen Taylor	29:28	4-10	0-1	3-4	0 1 1	2 1 11	1	0	1	0	1	-5
25 Aaliyah Stackler	22:06	1-3	0-0	3-4	3 4 7	4 3 5	0	1	0	0	0	-8
22 Madison Ayers	14:11	0-4	0-1	7-8	0 2 2	1 3 7	1	0	1	0	0	3
13 Noelani Dunn	14:39	0-3	0-0	3-6	1 2 3	1 5 3	3	3	3	0	0	-2
15 Anjelicia Del Valle	01:15	0-0	0-0	0-0	0 0 0	2 0 0	0	0	0	0	0	0
Team					3 0 3	0 0 0						
Totals		20-57	3-12	24-34	11 20 31	28 30 67	9	17	7	1	3	-24

Major Fouls: NONE

Dead Ball Rebounds: 6, 0

Illinois - 91

Record: 1-0

NO. Name	Min	FG	3P	FT	Rebounds	Fouls	TP	AS	TO	ST	Blocks	+/-
		MA	MA	MA	OR DR TOT	PF FD					BS BA	
23 Berry Wallace	F 35:15	10-18	2-5	5-6	2 9 11	3 4 27	3	5	0	0	0	21
30 Cearah Parchment	F 11:24	3-4	0-0	2-2	1 1 2	3 5 2	8	0	0	1	0	23
2 Destiny Jackson	G 33:10	2-5	0-1	2-4	0 4 4	4 5 6	6	2	1	1	0	19
4 Gretchen Dolan	G 29:06	7-11	0-1	2-2	2 3 5	2 3 16	7	2	1	0	0	-17
8 Jasmine Brown-Hagger	G 26:36	0-4	0-1	6-6	1 0 1	4 6 6	3	3	2	0	0	18
34 Maddie Webber	27:33	6-11	2-3	2-4	0 1 1	3 3 16	0	0	1	0	1	12
35 Lety Vasconcelos	12:36	2-4	0-0	3-4	1 5 6	5 3 7	0	3	0	0	0	-2
25 Hayven Smith	10:19	0-0	0-0	2-2	0 1 1	2 1 2	0	0	0	0	1	3
6 Irene Noya Catoira	12:12	1-1	0-0	1-2	2 1 3	2 1 3	0	1	0	1	0	2
24 Gisela Segura	01:49	0-1	0-0	0-0	0 1 1	0 0 0	0	0	0	0	0	-2
Team					2 1 3	0 0 0						
Totals		31-59	4-11	25-32	11 28 39	30 28 91	19	16	6	3	1	24

Major Fouls: NONE

Dead Ball Rebounds: 4, 2

	SEMO	Illini
Biggest lead	0 (1 st 10:00)	30 (3 rd 2:23)
Best Scoring Run	6 (4 th 7:02)	8 (3 rd 8:16)
Lead Changes	0	0
Times Tied	1	0
Time with Lead	00:00	39:21

Points from	SEMO	Illini
Turnovers	11	21
Paint	24	44
Second Chance	6	13
Fast Breaks	11	19
Bench	29	28

Period by Period Scoring	1st	2nd	3rd	4th	TOT
SEMO	15	16	12	24	67
Illini	19	24	29	19	91

- Illinois moved to 4-0 in season openers under Green; UI has won 9 straight openers
- Berry Wallace career-high 27 points, 11 rebounds and first career double-double
- Two Illini freshmen started season opener for the first time since 2019-20
- Destiny Jackson, Cearah Parchment, Gisela Segura, Lety Vasconcelos, Maddie Webber made Illinois debuts
- Last time 10 players saw action for the Illini was Feb. 9, 2025

Game 3: Oregon State 64, Illinois 59

Nov. 14, 2025 | Corvallis, Ore. (Gill Coliseum)

Illinois - 59

Record: 2-1

NO. Name	Min	FG	3P	FT	Rebounds	Fouls	TP	AS	TO	ST	Blocks	+/-
		MA	MA	MA	OR DR TOT	PF FD					BS BA	
23 Berry Wallace	F 33:54	8-16	2-4	6-6	5 1 6	3 4 24	0	3	2	0	0	-11
30 Cearah Parchment	F 34:27	5-10	4-6	0-0	1 5 6	1 3 14	1	1	0	0	0	-1
2 Destiny Jackson	G 27:21	1-5	1-1	2-2	1 1 2	5 3 5	2	1	0	0	0	1
4 Gretchen Dolan	G 37:43	4-19	0-5	3-4	0 5 3	3 2 11	2	2	0	0	0	-4
8 Jasmine Brown-Hagger	G 24:56	0-1	0-0	1-1	2 1 3	0 0 1	1	2	0	0	0	-2
1 Aaliyah Guyton	13:11	2-4	1-1	0-0	0 1 1	1 0 5	2	0	0	0	0	-9
34 Maddie Webber	14:28	0-3	0-2	0-0	2 0 2	1 0 0	0	1	2	0	0	1
35 Lety Vasconcelos	11:46	0-0	0-0	0-2	2 2 4	0 0 1	0	1	0	0	0	0
25 Hayven Smith	02:15	0-1	0-0	0-0	0 0 0	0 0 0	0	0	0	0	0	-7
Team					2 1 3	0 0 0						
Totals		20-59	8-19	11-16	14 17 31	15 16 59	10	11	4	0	3	-5

Major Fouls: NONE

Dead Ball Rebounds: 5, 1

Oregon St. - 64

Record: 3-0

NO. Name	Min	FG	3P	FT	Rebounds	Fouls	TP	AS	TO	ST	Blocks	+/-
		MA	MA	MA	OR DR TOT	PF FD					BS BA	
32 Nene Sow	C 18:07	0-0	0-0	0-0	0 2 2	2 1 0	0	0	1	2	1	0
0 Tiara Bolden	G 35:04	9-13	2-4	5-6	1 5 6	6 0 25	0	4	2	0	0	3
1 Kennedy Shuler	G 30:07	4-7	0-0	0-0	0 2 2	2 3 8	5	4	0	1	0	-2
3 Jenna Villa	G 33:01	2-8	1-3	4-4	1 5 6	1 3 9	3	0	0	1	0	3
4 Ally Schmel	G 14:08	0-1	0-0	0-0	0 0 0	1 0 1	0	1	1	0	0	-12
15 Lizzy Williamson	20:58	5-9	0-0	0-0	3 2 5	4 0 10	0	1	2	0	0	-2
22 Lara Alonso	25:05	4-6	0-1	1-2	0 2 2	3 2 9	0	0	1	0	0	12
31 Cloe Vecina	06:00	1-2	1-1	0-0	0 0 0	2 0 3	0	0	0	0	0	3
10 Susana Yepes	17:33	0-2	0-0	0-0	0 2 2	1 0 0	0	4	0	0	0	15
Team					0 5 0	0 0 0						
Totals		25-48	4-10	10-12	5 25 30	16 15 64	13	11	7	3	0	5

Major Fouls: NONE

Dead Ball Rebounds: 2, 0

	ILL	OSU
Biggest lead	6 (2 nd 8:52)	9 (4 th 0:22)
Best Scoring Run	6 (3 rd 6:54)	11 (2 nd 4:02)
Lead Changes	8	0
Times Tied	4	0
Time with Lead	11:24	27:11

Points from	ILL	OSU
Turnovers	14	7
Paint	12	34
Second Chance	9	2
Fast Breaks	7	5
Bench	5	22

Period by Period Scoring	1st	2nd	3rd	4th	TOT
ILL	18	10	13	18	59
OSU	16	13	14	21	64

Game Notes: Q1 1:26 - Delay of Game - Visitor #35 •

- Berry Wallace delivered third consecutive 20-point game
- Wallace scored 20 second-half points
- Cearah Parchment recorded career-high 14 points, connecting on 4 3-pointers
- Illinois registered a season-high 8 made 3-pointers
- The Illini won the offensive rebound battle, 14-5
- Three Illini scored in double figures for second time of the season

Game 2: RV/-- Illinois 75, Illinois State 65

Nov. 9, 2025 | Champaign, Ill. (State Farm Center)

Illinois St. - 65

Record: 1-1

NO. Name	Min	FG	3P	FT	Rebounds	Fouls	TP	AS	TO	ST	Blocks	+/-
		MA	MA	MA	OR DR TOT	PF FD					BS BA	
22 Doneelah Washington	F 22:25	2-7	0-1	2-2	2 4 6	2 1 6	2	1	0	1	1	-11
24 Addison Martin	F 34:43	5-13	0-1	2-3	0 1 1	2 4 12	2	1	2	0	0	-8
3 Trista Fayta	G 30:26	2-7	1-3	2-2	0 1 1	2 4 7	5	7	2	0	1	-13
4 Jaeden Pratt	G 29:14	2-2	0-0	0-0	1 2 3	3 3 4	4	2	1	1	0	-12
33 Bella Finnegan	G 31:01	4-8	2-4	0-0	0 7 7	2 0 10	1	3	0	0	0	-14
21 Nevaeh Thomas	24:15	9-11	1-2	1-1	0 3 3	3 3 20	4	1	0	0	0	-1
11 Kya Hurt	18:59	2-6	0-2	0-0	0 0 0	0 3 3	4	2	1	1	0	0
23 Grace Nelson	08:57	1-2	0-1	0-0	0 1 1	0 0 2	0	0	0	0	0	3
Team					1 1 2	0 0 0						
Totals		27-56	4-14	7-8	4 20 24	17 14 65	18	16	6	1	2	-10

Major Fouls: NONE

Dead Ball Rebounds: 1, 1

Illinois - 75

Record: 2-0

NO. Name	Min	FG	3P	FT	Rebounds	Fouls	TP	AS	TO	ST	Blocks	+/-
		MA	MA	MA	OR DR TOT	PF FD					BS BA	
23 Berry Wallace	F 33:45	7-10	0-0	8-11	2 5 7	4 6 22	2	0	0	0	0	15
30 Cearah Parchment	F 33:16	3-14	1-4	2-2	1 8 9	1 2 9	4	1	1	1	0	7
2 Destiny Jackson	G 34:59	2-7	0-1	4-4	0 5 5	2 2 8	2	0	4	0	0	11
4 Gretchen Dolan	G 38:21	7-15	1-4	3-4	1 1 2	1 3 18	5	4	3	1	1	13
8 Jasmine Brown-Hagger	G 24:52	3-3	1-1	0-0	1 1 2	3 1 7	2	2	2	1	0	20
34 Maddie Webber	13:29	3-5	0-1	0-0	1 0 1	2 0 6	0	1	0	0	0	-15
35 Lety Vasconcelos	13:58	2-3	0-0	1-2	1 2 3	0 3 5	1	0	0	0	0	-2
1 Aaliyah Guyton	05:07	0-1	0-0	0-0	1 1 1	1 0 0	0	0	1	0	0	0
25 Hayven Smith	00:11	0-0	0-0	0-0	0 0 0	0 0 0	0	0	0	0	0	0
6 Irene Noya Catoira	02:03	0-0	0-0	0-0	0 0 0	0 0 0	0	0	0	0	0	2
Team					2 1 3	0 0 0						
Totals		27-58	3-11	18-23	9 24 33	14 17 75	16	9	9	2	1	10

Major Fouls: NONE

Dead Ball Rebounds: 6, 1

	ISU	ILL
Biggest lead	0 (1 st 10:00)	13 (2 nd 6:06)
Best Scoring Run	9 (4 th 4:43)	9 (1 st 5:51)
Lead Changes	0	0
Times Tied	1	0
Time with Lead	00:00	38:12

Points from	ISU	ILL
Turnovers	7	13
Paint	42	42
Second Chance	0	10
Fast Breaks	6	4
Bench	26	11

Period by Period Scoring	1st	2nd	3rd	4th	TOT
ISU	16	15	14	20	65
ILL	20	17	18	20	75

- Illinois improved to 40-11 when playing in State Farm Center under Shauna Green
- 100th game at Illinois coached by Shauna Green
- Aaliyah Guyton made her Illinois debut
- Berry Wallace delivered second consecutive 20-point game
- Gretchen Dolan posted career-high 18 points and second-straight game with 5 assists
- Wallace made first six field goals, Dolan scored 15 second half points

Game 4: Illinois 84, Murray State 64

Nov. 18, 2025 | Champaign, Ill. (State Farm Center)

Murray St. - 64

Record: 2-2

NO. Name		Min	FG	3P	FT	Rebounds	Fouls	TP	AS	TO	ST	Blocks	+/-	Shooting By Period						
			M-A	M-A	M-A	OR	DR	TOT	P	F			B	BA	1st FG%	2nd FG%	3rd FG%			
23 Sharnece Currie-Jelks	F	29:47	5-13	0-1	4-5	2	6	8	3	6	14	1	2	0	0	-16	1st FG%	7-15	46.7%	
1 Halli Pook	G	30:47	5-13	3-7	2-6	1	1	2	1	4	15	2	4	1	0	-18	3PT%	2-6	33.3%	
2 Haven Ford	G	30:28	2-11	1-4	0-0	7	7	2	4	6	3	4	2	0	0	-17	3PT%	0-0	0%	
3 Briley Pena	G	24:46	0-2	0-2	0-0	1	0	1	4	2	0	1	0	0	0	-12	2nd FG%	5-16	31.3%	
11 Keshlyn Seacrest	G	34:26	6-10	0-2	5-6	2	2	4	1	4	17	1	2	0	1	-20	3PT%	2-9	22.2%	
0 Jada Cook		18:16	1-2	1-2	0-0	0	3	3	1	3	2	1	0	0	0	-9	FT%	2-5	40%	
20 Braxcynn Baker		16:28	1-4	1-4	0-0	0	4	4	2	0	3	0	1	0	0	-4	3rd FG%	4-14	28.6%	
12 Ellery Minch		11:18	2-4	2-4	0-0	1	1	2	0	0	6	0	3	0	0	-6	3PT%	1-5	20.0%	
15 Gabby Spink		01:52	0-3	0-2	0-0	0	0	0	1	0	0	0	0	0	0	1	FT%	7-12	58.3%	
22 Cam Hoover		01:52	0-0	0-0	0-0	1	0	1	0	0	0	0	0	0	0	1	4th FG%	6-17	35.3%	
																	3PT%	3-10	30.0%	
																	FT%	3-4	75%	
Team																	GM FG%	22-62	35.5%	
																	3PT%	8-30	26.7%	
Totals			22-62	8-30	12-21	9	24	33	15	21	64	10	17	3	2	3	-20	FT%	12-21	57.1%
														Major Fouls: NONE						

Game 5: Illinois 86, Florida State 63

Nov. 23, 2025 | Tallahassee, Fla. (Tucker Center)

Illinois - 86													Record: 4-1														
NO.	Name	Min	FG M-A	3P M-A	FT M-A	Rebounds OR DR TOT	Fouls PF FD	TP	AS	TO	ST	Blocks BS BA	+/-	Shooting By Period													
23	Berry Wallace	F 34:24	3-7	2-2	2-2	2 4 6	1 1	10	4	1	0	0	16	<div>1st FG% 8-16 50.0%</div> <div>3PT% 4-6 66.7%</div> <div>FT% 2-2 100.0%</div> <div>2nd FG% 8-16 50.0%</div> <div>3PT% 3-5 60.0%</div> <div>FT% 1-2 50%</div> <div>3rd FG% 8-19 42.1%</div> <div>FT% 1-5 20.0%</div> <div>FT% 2-3 66.7%</div> <div>4th FG% 8-13 61.5%</div> <div>3PT% 1-1 100.0%</div> <div>FT% 8-9 88.9%</div> <div>GM FG% 32-64 50.0%</div> <div>3PT% 9-17 52.9%</div> <div>FT% 13-16 81.3%</div> <div>Dead Ball Rebounds: 3, 1</div>	1 st FG% 8-16 50.0%												
30	Cearah Parchment	F 17:51	3-5	2-2	0-0	1 5 6	3 2	8	0	1	0	0	-2		3PT% 4-6 66.7%												
2	Destiny Jackson	G 24:24	2-7	0-1	1-2	0 2 2	3 2	5	5	3	0	0	1 7		FT% 2-2 100.0%												
4	Gretchen Dolan	G 27:22	11-19	1-3	2-2	1 2 3	2 4	25	1	1	0	0	1 7		2 nd FG% 8-16 50.0%												
8	Jasmine Brown-Hagger	G 29:25	4-10	1-3	3-4	0 3 3	2 4	12	1	0	2	0	0 9		3PT% 3-5 60.0%												
															FT% 1-2 50%												
1	Aaliyah Guyton	15:36	1-3	0-1	3-4	0 1 1	2 2	5	1	1	1	0	0 16		3 rd FG% 8-19 42.1%												
34	Maddie Webber	25:46	4-8	3-5	2-2	0 4 4	1 1	13	2	1	0	0	0 33		3PT% 1-5 20.0%												
35	Lety Vasconcelos	23:54	4-5	0-0	0-0	2 7 9	2 1	8	1	0	2	5	0 27		FT% 2-3 66.7%												
21	Naomi Benson	01:18	0-0	0-0	0-0	0 0 0	0 0	0	0	0	0	0	0 2		4 th FG% 8-13 61.5%												
Team						2 1 3	0 0	0	0	0	0	0			3PT% 1-1 100.0%												
Totals			32-64	9-17	13-16	8 29 37	16 17	86	15	8	5	5	2 23	FT% 8-9 88.9%													
													Major Fouls: NONE														

Florida State - 63													Record: 3-4												
NO.	Name	Min	FG M-A	3P M-A	FT M-A	Rebounds OR DR TOT	Fouls PF FD	TP	AS	TO	ST	Blocks BS BA	+/-	Shooting By Period											
0	Allie Kubek	F 31:11	2-11	0-5	2-3	3 4 7	1 4	6	2	0	0	0	1	-6	1 st FG%	9-13	69.2%								
24	Pania Davis	C 12:51	4-6	0-0	1-1	0 6 6	3 1	9	0	2	0	0	0	1	3PT%	3-4	75.0%								
3	Jasmine Shavers	G 23:53	2-6	1-2	0-0	2 3 5	3 1	5	0	1	1	0	0	-7	FT%	3-4	75%								
11	Sydney Bowles	G 33:19	3-11	1-6	2-4	0 2 2	4 2	9	4	2	0	1	1	-9	2 nd FG%	4-17	23.5%								
15	Sole Williams	G 26:28	7-16	4-10	0-0	0 3 3	3 2	18	1	5	0	0	1	-9	3PT%	2-9	22.2%								
32	Avery Treadwell	20:31	0-2	0-1	3-4	4 0 4	1 5	3	0	1	0	1	1	-19	FT%	0-0	0%								
12	Emma Risch	20:31	2-6	1-4	0-0	0 0 0	1 0	5	0	3	0	0	0	-28	3 rd FG%	5-19	26.3%								
2	Amaya Bonner	15:49	2-2	1-1	0-0	0 1 1	0 0	5	0	0	1	0	0	-16	3PT%	0-8	0.0%								
13	Tatum Greene	15:27	1-5	0-0	1-1	3 1 4	1 1	3	1	1	0	0	1	-22	FT%	5-7	71.4%								
Team						1 1 2	0 0	0	0	0	0	0	0		4 th FG%	5-16	31.3%								
Totals			23-65	8-29	9-13	13 21 34	17 16	63	8	15	2	2	5	-23	3PT%	3-8	37.5%								
													Major Fouls: NONE												
													GM FG%					23-65	35.4%						
													3PT%					8-29	27.6%						
													FT%					9-13	69.2%						
													Dead Ball Rebounds:					3, 3							

	Illini	FSU
Biggest lead	26 (4 th 0:52)	12 (1 st 2:53)
Best Scoring Run	12 (2 nd 3:25)	12 (1 st 5:50)
Lead Changes	3	0
Times Tied	0	0
Time with Lead	25:33	14:16

Points from	Illini	FSU
Turnovers	22	4
Paint	40	26
Second Chance	6	13
Fast Breaks	14	3
Bench	26	16

Period by Period Scoring	1st	2nd	3rd	4th	TOT
Illini	22	20	19	25	86
FSU	24	10	15	14	63

- Gretchen Dolan exploded for a career-high 25 points in 27 minutes of action.
- Lety Vasconcelos set career highs in pts (8), rebs (9), blocks (5), steals (2), mins. (26).
- Four Illini scored in double figures (Dolan, Webber, Brown-Hagger, Wallace).
- Illinois overcame a 21-9 deficit, trailing by 12 as late as 2:31 (1Q) - tying largest comeback under Shauna Green
- Five Illini connected on a 3-pointer as the Illini shot 9-for-17 (53%) from deep.

Game 7: Illinois 100, Le Moyne 28

Nov. 30, 2025 | Champaign, Ill. (State Farm Center)

Le Moyne - 28													Record: 0-1												
NO.	Name	Min	FG M-A	3P M-A	FT M-A	Rebounds OR DR TOT	Fouls PF FD	TP	AS	TO	ST	Blocks BS BA	+/-	Shooting By Period											
45	Ashley Buragas	F 19:27	1-6	0-0	0-0	0 1 1	0 1	2	1	5	0	0	2	-38	<div>1st FG% 3-11 27.3%</div> <div>3PT% 0-5 0.0%</div> <div>FT% 0-0 0%</div> <div>2nd FG% 3-10 30.0%</div> <div>3PT% 1-5 20.0%</div> <div>FT% 2-2 100%</div> <div>3rd FG% 2-13 15.4%</div> <div>3PT% 0-6 0.0%</div> <div>FT% 0-0 0%</div> <div>4th FG% 3-14 21.4%</div> <div>3PT% 1-6 16.7%</div> <div>FT% 2-2 100%</div> <div>GM FG% 11-48 22.9%</div> <div>3PT% 2-22 9.1%</div> <div>FT% 4-4 100.0%</div> <div>Dead Ball Rebounds: 4, 1</div>										
1	Peyton Dinchner	G 21:14	2-6	0-0	0-0	1 1 2	1 1	4	1	5	0	0	1	-43											
2	Eli Clark	G 26:45	3-7	2-4	0-0	1 1 2	0 2	8	2	0	0	0	0	-47											
4	Sierra Linnin	G 23:26	0-5	0-4	0-0	0 5 5	4 0	0	1	0	0	0	1	-43											
33	Kayden Clark	G 18:46	2-5	0-0	0-0	1 1 1	3 1	4	0	2	0	0	0	-32											
5	Michellina Lombardi	18:42	1-1	0-0	0-0	0 0 0	0 0	2	0	0	0	0	0	-30											
11	Ava Johnson	10:03	1-5	0-2	0-0	1 1 2	3 0	2	1	2	0	0	0	-20											
21	Amya McLeod	14:54	0-1	0-1	0-0	0 0 0	0 2	0	0	4	0	0	0	-33											
14	Rachel Lynch	10:31	1-5	0-2	0-0	0 1 1	0 1	2	0	0	0	0	1	-14											
0	Jessica Wangolo	13:15	0-1	0-1	4-4	0 0 0	0 3	4	0	1	1	0	0	-25											
12	Sydney Postell	12:44	0-3	0-2	0-0	0 0 0	0 4	1	0	2	1	0	0	-20											
10	Sophia Bonnell	06:46	0-2	0-0	0-0	0 0 0	0 0	0	0	0	1	0	0	-10											
22	Praise Matthews	03:29	0-1	0-0	0-0	0 0 0	0 2	0	0	0	1	0	0	-5											
Team						3 6 9	0 0	0	4	0	0	0	0												
Totals				11-48	2-22	4-4	6 17 23	19 12	28	8	31	1	0	5 -72											
													Major Fouls: NONE												

Illinois - 100				Record: 1-0																
NO. Name	Min	FG M-A	3P M-A	FT M-A	Rebounds		Fouls		TP	AS	TO	ST	Blocks		+/-	Shooting By Period				
		M	A	M	A	O	D	R	P	F	D			B	B		1 st	FG%	15-20	75.0%
23 Berry Wallace	F 25:11	8-11	0-2	1-1	0	4	4	0	1	17	1	0	0	0	0	46	3PT%	0-2	0.0%	
30 Cearah Parchment	F 23:43	6-9	0-0	5-5	2	5	7	2	4	17	0	1	10	1	0	44	FT%	6-6	100%	
2 Destiny Jackson	G 26:28	3-5	0-1	4-6	0	4	4	3	4	10	8	2	2	0	0	56	2 nd	FG%	5-14	35.7%
4 Gretchen Dolen	G 19:39	4-10	1-4	2-2	1	5	6	0	1	11	3	0	1	0	0	42	3PT%	2-5	40.0%	
8 Jasmine Brown-Hagger	G 19:42	2-6	0-2	3-3	1	1	2	4	4	7	2	2	2	1	0	40	FT%	4-6	66.7%	
11 Ayleigh Guyton	G 22:36	4-6	0-2	2-2	2	3	3	2	1	10	2	0	2	0	0	34	3 rd	FG%	9-15	60.0%
34 Maciee Webber	G 23:18	4-8	3-6	4-4	2	1	3	0	2	15	3	0	2	1	0	33	3PT%	1-5	20.0%	
35 Lety Vasconcelos	G 13:18	2-4	0-0	0	1	0	1	0	0	4	0	0	2	1	0	26	FT%	4-4	100%	
6 Irene Noya Catoire	09:11	2-2	0-0	1-2	1	0	1	1	1	5	1	0	3	0	0	17	4 th	FG%	8-16	50.0%
25 Hayven Smith	05:04	0-1	0-0	0-0	0	0	0	0	0	0	0	0	0	0	6	6	3PT%	1-5	20.0%	
21 Naomi Benson	03:29	1-1	0-0	0-0	1	0	1	0	1	2	0	0	0	0	0	5	FT%	8-9	88.9%	
12 Mia Zenere	05:33	1-1	0-0	0	2	2	0	0	0	2	1	0	0	0	0	8	GM	FG%	37-65	56.9%
22 Gisela Segura	03:12	0-1	0-0	0	1	0	1	0	0	0	0	0	0	0	0	3	3PT%	4-17	23.5%	
Team					1	2	3	0	0	0	0	0					FT%	22-25	88.0%	
Totals		37-65	4-17	22-25	11	27	38	12	19	100	20	8	22	5	0	72	Dead Ball Rebounds: 2, 0			
Major Fouls: NONE																				

Game 9: Illinois 78, [--/RV] Indiana 57

Dec. 6, 2025 | Champaign, Ill. (State Farm Center)

Indiana - 57														Record: 8-2 (0-1)									
NO.	Name	Min	FG	3P	FT	Rebounds	Fouls	TP	AS	TO	ST	Blocks	BS	BA	4+	Shooting By Period							
			M-A	M-A	M-A	OR	DR	TF								1st	FG	3PT					
2	Nevaeh Caffey	G 28:12	1-7	0-0	0-0	1	5	6	1	2	2	1	1	1	0	-36	3PT%	0-2	0.0%				
5	Lenée Beaumont	G 36:44	4-12	3-6	4-4	2	2	4	2	3	15	3	6	0	0	-13	FT%	6-6	100%				
10	Shay Ciezki	G 40:00	8-19	1-6	6-6	0	2	2	4	4	23	5	5	1	0	-21	2nd FG%	4-14	28.6%				
15	Valeriyana Kadecova	G 14:50	1-2	1-2	0-0	0	0	0	1	0	3	0	2	1	0	-19	3PT%	1-4	25.0%				
8	Edessa Noyan	G 30:33	4-9	1-3	2-2	0	0	4	2	11	1	1	1	1	0	-3	FT%	2-2	100%				
3	Maya Makulsky	G 21:54	1-2	1-2	0-0	1	5	6	0	0	3	0	1	0	0	-8	3rd FG%	3-12	25.0%				
1	Phoenix Stojin	G 10:49	0-1	0-1	0-0	0	1	1	0	1	0	0	2	0	0	-10	3PT%	1-6	16.7%				
31	Faith Wiseman	G 02:45	0-0	0-0	0-0	0	0	0	0	1	0	0	0	0	0	-11	FT%	2-2	100%				
7	Jerri Klaku	G 12:27	0-1	0-0	0-0	0	2	2	0	0	0	2	1	1	0	10	4th FG%	9-16	56.3%				
45	Jade Ondineme	G 01:46	0-0	0-0	0-0	0	0	0	1	0	0	0	0	0	0	-2	3PT%	5-8	62.5%				
Team						2	3	5	0	0	0	2				FT%	2-2	100%					
Totals			19-53	7-20	12-12	6	24	30	14	12	57	12	20	5	1	1	-21	GM FG%	19-53	35.8%			
																	3PT%	7-20	35.0%				
																	FT%	12-12	100.0%				
																	Major Fouls: NONE						

Illinois - 78															Record: 8-1 (1-0)																										
NO.	Name	Min	FG M-A	3P M-A	FT M-A	Rebounds OR DR TOT	Fouls PF FO	TP	AS	TO	ST	Blocks BS BA	+/-																												
23	Berry Wallace	F 36:35	6-14	0-3	2-2	1 7 8	2 2	14	1	1	2	0	0	20																											
30	Cearah Parchment	F 27:14	6-15	2-2	1-1	4 9 13	3 5	15	2	2	1	0	0	25																											
2	Destiny Jackson	G 38:22	2-8	0-2	0-0	2 8 10	0 2	4	6	2	3	0	0	23																											
4	Gretchen Dolan	G 32:26	6-13	1-4	3-3	0 1 1	2 3	16	4	3	0	1	0	19																											
8	Jasmine Brown-Hagger	G 31:09	4-7	1-2	0-0	2 1 3	2 1	9	4	0	2	0	0	9																											
34	Maddie Webber	21:28	8-11	0-1	0-0	1 0 1	1 0	16	4	1	1	0	1	13																											
35	Lety Vasconcelos	10:44	2-2	0-0	0-0	1 1 1	1 1	4	2	1	0	0	0	1																											
6	Irene Noya Catoira	02:02	0-1	0-0	0-0	0 0 0	1 0	0	0	1	0	0	0	-5																											
Team															1	1	2	0	0	0																					
Totals			34-71 4-14 6-6												11	28	39	12	14	78	23	11	9	1	1	21															
Major Fouls: NONE																																									
Shooting By Period																																									
1st FG 13-21 61.9%																																									
3PT% 1-2 50.0%																																									
FT% 1-1 100%																																									
2nd FG 7-15 46.7%																																									
3PT% 1-5 20.0%																																									
FT% 2-2 100%																																									
3rd FG 9-19 47.4%																																									
3PT% 2-6 33.3%																																									
FT% 3-3 100%																																									
4th FG 5-16 31.3%																																									
3PT% 0-1 0.0%																																									
FT% 0-0 0%																																									
GM FG% 34-71 47.9%																																									
3PT% 4-14 28.6%																																									
FT% 6-6 100.0%																																									
Dead Ball Rebounds: 1, 0																																									

	IND	ILL
Biggest lead	2 (1 st 9:40)	36 (3 rd 1:29)
Best Scoring Run	12 (4 th 5:15)	12 (2 nd 8:08)
Lead Changes	1	
Times Tied		
Time with Lead	00:37	38:38
Points from	IND	ILL
Turnovers	9	19
Paint	18	58
Second Chance	5	14
Fast Breaks	11	13
Bench	3	20
Period by Period Scoring		
1st	12	11
2nd	9	9
3rd	25	57
4th	28	17
TOT	78	78

- Largest margin of victory (21) in a Big Ten opener in program history
- Illinois won its first Big Ten opener since the 2016-17 season
- 3-straight wins over Indiana is longest streak since 2008-09
- Six-game win streak // Seven-game home win streak
- 3 points by Indiana bench was fewest by an opponent to date
- Third straight game with double-double by Cearah Parchment

Game 11: [RV/--] Illinois 81, North Texas 69

Dec. 14, 2025 | Champaign, Ill. (State Farm Center)

North Texas - 69														Record: 6-4									
NO. Name	Min	FG M-A	3P M-A	FT M-A	Rebounds OR DR TOT	Fouls PF FO	TP	AS	TO	ST	Blocks BS BA	+/-	Shooting By Period										
10 Megan Nestor	F 22:13	3-8	0-0	1-2	4 2 6	3 3	7	0	3	1	0	1	0	1st FG	4-14	28.6%							
21 Tionna Lidge	F 24:23	4-10	0-0	1-2	5 2 7	3 6	9	1	3	1	1	0	-8	3PT%	0-5	0.0%							
1 Andi Schissler	G 34:05	5-11	3-6	0-0	1 1 1	3 2	13	5	0	1	0	0	-9	FT%	1-2	50.0%							
2 Tiffany Hammond	G 31:47	6-12	3-8	1-2	2 1 3	4 1	16	2	2	2	0	0	-12	2nd FG	6-17	35.3%							
3 Jazzzy Owens-Barnett	G 13:42	1-5	0-1	3-5	0 0 0	3 4	5	0	1	0	0	0	-7	3PT%	2-6	33.3%							
12 Aysia Proctor	24:24	3-8	0-3	0-0	2 2 0	0	6	0	2	1	1	0	-9	FT%	5-8	62.5%							
5 Mekhia Chase	06:13	1-2	0-0	0-0	1 1 1	1 0	2	0	0	0	0	0	-1	3rd FG	6-14	42.9%							
23 Adhel Tac	07:13	0-0	0-0	0 1 1	3 1	0	1	0	2	0	0	0	0	3PT%	1-2	50.0%							
33 Jaelyn Talley	02:55	0-0	0-0	0 0 0	0 0 0	2 0	0	0	1	0	0	0	-7	FT%	3-5	60.0%							
15 Cherie Spencer	09:49	0-2	0-1	2-2	0 1 1	3 2	2	1	2	1	0	1	2	4th FG	11-21	52.4%							
32 Shelby Thornton	09:39	2-4	0-0	1-2	2 1 3	2 1	5	1	3	0	1	0	-9	3PT%	3-6	50.0%							
30 Chanika Price	13:37	2-4	0-0	2 0 2	3 0	0	4	1	0	0	0	0	0	FT%	0-0	0.0%							
Team					3 1 4	0	0	0	0	0	0	0	0	GM FG	27-66	40.9%							
Totals		27-66	6-19	9-15	18 13 31	30 20	69	13	19	7	3	2	-12	3PT%	6-19	31.6%							
														FT%	9-15	60.0%							
Major Fouls (F1) 1																							

Game 17: [RV/RV] Illinois 92, Penn State 76

Jan. 11, 2026 | University Park, Pa. (Bryce Jordan Center)

Illinois - 92		Record: 14-3 (4-2)																		
NO. Name	Min	FG M-A	3P M-A	FT M-A	Rebounds OR DR TOT	Fouls PF FF	TP	AS	TO	ST	Blocks BS BA	+/-	Shooting By Period							
23 Berry Wallace	F 40:00	11-13	3-4	3-4	1 7 8	0 5	28	3	0	0	1	16	1st FG%: 8-17 47.1%	3PT%: 3-6 50.0%	FT%: 2-2 100%					
30 Cearah Parchment	F 24:20	3-6	1-1	4-4	0 4 4	7 5	11	1	5	1	0	2	18	FT%: 2-2 100%						
2 Destiny Jackson	G 33:04	6-9	0-0	3-4	0 4 4	1 2	15	9	6	0	0	0	20	2nd FG%: 6-13 46.2%	3PT%: 2-5 40.0%	FT%: 8-9 88.9%				
4 Gretchen Dolan	G 32:05	2-8	1-5	0-0	0 4 4	2 0	5	4	4	2	0	1	1	3PT%: 2-5 40.0%	FT%: 8-9 88.9%					
8 Jasmine Brown-Hagger	G 17:46	1-3	1-3	0-0	2 0 2	4 0	4	3	3	2	0	0	11	3rd FG%: 10-13 76.9%	3PT%: 3-6 50.0%	FT%: 0-0 0%				
35 Lety Vasconcelos	09:17	1-2	0-0	2-2	1 1 2	3 1	4	0	0	0	1	0	3	3rd FG%: 10-13 76.9%	3PT%: 3-6 50.0%	FT%: 0-0 0%				
34 Maddie Webber	26:56	10-15	5-8	1-1	0 3 3	0 4	26	1	1	0	0	0	16	3PT%: 3-6 50.0%	FT%: 0-0 0%					
25 Hayven Smith	05:36	0-0	0-0	0-0	0 2 2	1 1	0	0	0	0	0	0	-2	FT%: 0-0 0%						
1 Aaliyah Guyton	10:27	0-1	0-1	0-0	0 0 0	0 0	0	0	4	3	0	0	-1	4th FG%: 10-14 71.4%	3PT%: 3-6 50.0%	FT%: 0-0 0%				
21 Naomi Benson	00:29	0-0	0-0	0-0	0 0 0	0 0	0	0	0	0	0	0	-2	3PT%: 3-6 50.0%	FT%: 0-0 0%					
Team					3 2 5	0 0	0	0	0	0	0	0		FT%: 3-3 100%						
Totals		34-57	11-22	13-15	10 27 37	17 18	92	25	21	3	2	2	16	GM FG%: 34.57 59.6%	3PT%: 11-22 50.0%	FT%: 13-15 86.7%				
Major Fouls: NONE																				
Dead Ball Rebounds: 2, 2																				

Penn St. - 76		Record: 7-10 (0-6)													Shooting By Period												
NO. Name	Min	FG	3P	FT	Rebounds	Fouls	TP	AS	TO	ST	Blocks	+/-	1 st FG%	2 nd FG%	3 rd FG%	4 th FG%	GM FG%	3PT%	FT%	Rebounds	Fouls	TP	AS	TO	ST	Blocks	
44 Gracie Merkle	C 20:12	8-12	0-0	8-10	5 2 7	4 8	24	2	2	0	1	0	5	1 st FG%: 7-15 46.7%	3PT%: 2-3 66.7%	FT%: 4-5 80%	1 st FG%: 7-15 46.7%	3PT%: 2-3 66.7%	FT%: 4-5 80%	2 nd FG%: 5-18 27.8%	3PT%: 1-4 25.0%	FT%: 1-2 50%	4 th FG%: 9-16 56.3%	3PT%: 0-3 0.0%	FT%: 5-6 83.3%	4 th FG%: 9-16 56.3%	3PT%: 3-7 42.9%
2 Shaelyn Steele	G 08:17	0-0	0-0	0-0	1 0 1	0 0	0	2	1	3	0	0	-4	2 nd FG%: 5-18 27.8%	3PT%: 1-4 25.0%	FT%: 1-2 50%	2 nd FG%: 5-18 27.8%	3PT%: 1-4 25.0%	FT%: 1-2 50%	3 rd FG%: 10-13 76.9%	3PT%: 0-0 0%	FT%: 0-0 0%	3 rd FG%: 10-13 76.9%	3PT%: 0-0 0%	FT%: 0-0 0%	3 rd FG%: 10-13 76.9%	3PT%: 0-0 0%
3 Moriah Murray	G 36:11	3-6	3-6	0-0	1 2 3	0 1	9	2	1	0	0	0	-13	3 rd FG%: 10-13 76.9%	3PT%: 3-6 50%	FT%: 0-0 0%	3 rd FG%: 10-13 76.9%	3PT%: 3-6 50%	FT%: 0-0 0%	4 th FG%: 10-13 76.9%	3PT%: 0-0 0%	FT%: 0-0 0%	4 th FG%: 10-13 76.9%	3PT%: 0-0 0%	FT%: 0-0 0%	4 th FG%: 10-13 76.9%	3PT%: 0-0 0%
8 Nyia McFadden	G 27:42	5-9	0-1	2-2	1 1 2	2 3	12	2	1	0	0	1	-13	4 th FG%: 10-13 76.9%	3PT%: 1-2 50%	FT%: 2-2 100%	4 th FG%: 10-13 76.9%	3PT%: 1-2 50%	FT%: 2-2 100%	5 th FG%: 10-13 76.9%	3PT%: 0-0 0%	FT%: 0-0 0%	5 th FG%: 10-13 76.9%	3PT%: 0-0 0%	FT%: 0-0 0%	5 th FG%: 10-13 76.9%	3PT%: 0-0 0%
23 Kiyomi McMiller	G 40:00	9-26	1-3	0-0	1 2 3	2 2	19	7	2	2	0	1	-16	5 th FG%: 10-13 76.9%	3PT%: 0-0 0%	FT%: 0-0 0%	5 th FG%: 10-13 76.9%	3PT%: 0-0 0%	FT%: 0-0 0%	6 th FG%: 10-13 76.9%	3PT%: 0-0 0%	FT%: 0-0 0%	6 th FG%: 10-13 76.9%	3PT%: 0-0 0%	FT%: 0-0 0%	6 th FG%: 10-13 76.9%	3PT%: 0-0 0%
4 Maggie Mendelson	07:44	0-0	0-0	0-0	0 1 1	0 0	0	1	1	0	1	0	-14	6 th FG%: 10-13 76.9%	3PT%: 0-0 0%	FT%: 0-0 0%	6 th FG%: 10-13 76.9%	3PT%: 0-0 0%	FT%: 0-0 0%	7 th FG%: 10-13 76.9%	3PT%: 0-0 0%	FT%: 0-0 0%	7 th FG%: 10-13 76.9%	3PT%: 0-0 0%	FT%: 0-0 0%	7 th FG%: 10-13 76.9%	3PT%: 0-0 0%
19 Tea Cleante	21:05	3-7	2-4	1-2	0 0 0	1 1	9	0	0	0	3	0	-4	7 th FG%: 10-13 76.9%	3PT%: 2-4 50%	FT%: 1-2 50%	7 th FG%: 10-13 76.9%	3PT%: 2-4 50%	FT%: 1-2 50%	8 th FG%: 10-13 76.9%	3PT%: 0-0 0%	FT%: 0-0 0%	8 th FG%: 10-13 76.9%	3PT%: 0-0 0%	FT%: 0-0 0%	8 th FG%: 10-13 76.9%	3PT%: 0-0 0%
10 Vitoria Santana	09:22	0-1	0-0	0-0	0 1 1	2 0	0	1	0	0	0	0	-4	8 th FG%: 10-13 76.9%	3PT%: 0-0 0%	FT%: 0-0 0%	8 th FG%: 10-13 76.9%	3PT%: 0-0 0%	FT%: 0-0 0%	9 th FG%: 10-13 76.9%	3PT%: 0-0 0%	FT%: 0-0 0%	9 th FG%: 10-13 76.9%	3PT%: 0-0 0%	FT%: 0-0 0%	9 th FG%: 10-13 76.9%	3PT%: 0-0 0%
24 Shayla Smith	06:42	0-3	0-1	0-0	0 1 1	2 0	0	0	0	0	0	0	0	9 th FG%: 10-13 76.9%	3PT%: 0-0 0%	FT%: 0-0 0%	9 th FG%: 10-13 76.9%	3PT%: 0-0 0%	FT%: 0-0 0%	10 th FG%: 10-13 76.9%	3PT%: 0-0 0%	FT%: 0-0 0%	10 th FG%: 10-13 76.9%	3PT%: 0-0 0%	FT%: 0-0 0%	10 th FG%: 10-13 76.9%	3PT%: 0-0 0%
25 Rachael Okohok	10:43	1-2	0-0	1-2	1 3 4	3 1	3	0	1	1	0	0	-5	10 th FG%: 10-13 76.9%	3PT%: 0-0 0%	FT%: 1-2 50%	10 th FG%: 10-13 76.9%	3PT%: 0-0 0%	FT%: 1-2 50%	11 th FG%: 10-13 76.9%	3PT%: 0-0 0%	FT%: 0-0 0%	11 th FG%: 10-13 76.9%	3PT%: 0-0 0%	FT%: 0-0 0%	11 th FG%: 10-13 76.9%	3PT%: 0-0 0%
7 Viktoria Risanavljovic	12:02	0-1	0-1	0-0	0 0 0	2 1	0	1	0	0	0	0	-8	11 th FG%: 10-13 76.9%	3PT%: 0-0 0%	FT%: 0-0 0%	11 th FG%: 10-13 76.9%	3PT%: 0-0 0%	FT%: 0-0 0%	12 th FG%: 10-13 76.9%	3PT%: 0-0 0%	FT%: 0-0 0%	12 th FG%: 10-13 76.9%	3PT%: 0-0 0%	FT%: 0-0 0%	12 th FG%: 10-13 76.9%	3PT%: 0-0 0%
Team					2 0 2	0 0	0	2	0	0	0	0		12 th FG%: 10-13 76.9%	3PT%: 0-0 0%	FT%: 0-0 0%	12 th FG%: 10-13 76.9%	3PT%: 0-0 0%	FT%: 0-0 0%	Dead Ball Rebounds: 1, 0	Major Fouls: NONE						
Totals		29-67	6-17	12-16	12 13 25	18 17	76	18	11	9	2	2	-16	GM FG%: 29-67 43.3%	3PT%: 6-17 35.3%	FT%: 12-16 75.0%	GM FG%: 29-67 43.3%	3PT%: 6-17 35.3%	FT%: 12-16 75.0%								

	ILL	PSU	Points from Turnovers	ILL	PSU	Period by Period Scoring				
Biggest lead	21 (4 th 6:08)	5 (1 st 4:45)	Turnovers	14	31	1st	2nd	3rd	4th	TOT
Best Scoring Run	10 (2 nd 2:11)	7 (3 rd 7:46)	Paint	36	36	ILL	21	22	23	26 92
Lead Changes	11	7	Second Chance	20	13	PSU	20	12	23	21 76
Times Tied	4	4	Fast Breaks	12	8					
Time with Lead	28:55	08:40	Bench	30	12					

- Two Illini with 10 or more field goals each for first time since 11/21/15
- Best Illinois FG% (59.6) since 3/2/23 & best mark vs. B1G opp. since at least 02-03
- Matched season bests of 25 assists and 11 made 3-pointers
- 26 fourth quarter points was Illinois' most in a game this season
- 92 points at Penn State is most in road game vs. Lady Lions in program history
- 4-straight wins vs. Penn State matches longest streak in series history

Game 19: #25/RV Illinois 74, Northwestern 71

Jan. 18, 2026 | Champaign, Ill. (State Farm Center)

Northwestern - 71		Record: 8-11 (2-6)																	
NO.	Name	Min	FG M-A	3P M-A	FT M-A	Rebounds OR DR TOT	Fouls PF FD	TP	AS	TO	ST	Blocks BS BA	+/-	Shooting By Period					
22	Grace Sullivan	F 39:00	10-22	0-0	1-1	0 9 9	4 4	21	4	0	1	0	0	-1	1st	FG%	7-16	43.8%	
23	Tayla Thomas	F 28:13	2-8	0-2	2-4	5 3 8	5 2	6	1	1	1	1	1	-8	3PT%	2-5	40.0%		
1	Xamylia Walton	G 37:52	7-11	5-8	0-0	0 1 1	1 1	19	2	0	1	0	0	-1	FT%	1-2	50%		
7	Caroline Lau	G 40:00	5-11	2-6	0-0	0 1 1	3 1	12	7	1	2	0	0	-3	2nd	FG%	7-17	41.2%	
12	Cassidy Harter	G 39:30	4-8	1-3	1-4	1 3 4	1 4	13	4	1	0	0	0	0	3PT%	1-5	20.0%		
4	Tale Lash	04:58	0-0	0-0	0-0	0 0 0	2 1 0	0	1	1	0	0	0	-10	FT%	1-1	100%		
24	Dajia Turner	02:30	0-1	0-0	0-0	0 1 1	0 0 0	0	0	1	0	0	0	-2	3rd	FG%	7-14	50.0%	
33	Amparo López	07:57	0-1	0-1	0-0	0 1 1	1 0 0	0	0	0	0	0	0	0	3PT%	2-4	50.0%		
Team						1	2	0	0	0	0	0	0	0	FT%	2-2	100%		
Totals			28-62			8-20	7-9	7	20	17	13	71	19	5	5	1	1	-3	
Major Fouls: Thomas (F1) 1 #1 2:42																			
GM FG%: 28-62 45.2%																			
3PT%: 8-20 40.0%																			
FT%: 7-9 77.8%																			



AALIYAH GUYTON

PEORIA, ILL. | PEORIA HS | IOWA

1

So.
Guard
5-7

SEASON & CAREER HIGHS

SEASON			CAREER		
NUM.	OPPONENT/DATE	STAT	OPPONENT/DATE	NUM.	
13	2x, MR Northwestern (1/18/26)	POINTS	Northwestern (1/28/25)	15	
6	Ohio St. (1/7/26)	REBOUNDS	Ohio St. (1/7/26)	6	
5	at Michigan (1/15/26)	ASSISTS	2x, MR at Michigan (1/15/26)	5	
-	-	BLOCKS	vs. Michigan State (3/6/25)	1	
2	2x, MR Bellarmine (12/2/25)	STEALS	3x, MR Bellarmine (12/2/25)	2	
29	Northwestern (1/18/26)	MINUTES	Northwestern (1/28/25)	30	
5	Northwestern (1/18/26)	FG MADE	2x, MR Northwestern (1/18/26)	5	
3	Northwestern (1/18/26)	3FG MADE	2x, MR Northwestern (1/18/26)	3	

QUICK HITS

- » Born May 27, 2006
- » Parents: Adriana Mafra and AJ Guyton
- » Mother played 25 years with Brazilian Nat'l Team and as a Phoenix Mercury
- » Father played at Indiana, professionally overseas, and the Chicago Bulls
- » Major: recreation, sport, & tourism
- » Illinois debut: 1 r, 5 min vs ILST (11/9/25)
- » Played freshman season at Iowa
- » First career start came at Illinois (1/9/25)
- » No. 57 overall prospect (ESPN.com)
- » 4-star prospect
- » 2x First Team IBCA, 2x First Team All-Big 12 Conference, 2x All-Big 12 POY, 2x First Team All-Area
- » No. 1 player in Illinois in 2024 (PrepGirlsHoop.com)

GAME-BY-GAME STATS

Opponent	Date	GS	MIN	Total		3-Pointers		Free throws		Rebounds				PF	A	TO	BLK	STL	PTS	AVG
				FG-FGA	PCT	3FG-3FGA	PCT	FT-FTA	PCT	OFF	DEF	TOT	AVG							
Illinois St.	11/09/2025		05:07	0-1	.000	0-0	.000	0-0	.000	0	1	1	1.0	1	0	1	0	0	0	0.0
at Oregon St.	11/14/2025		13:11	2-4	.500	1-1	1.000	0-0	.000	0	1	1	1.0	1	2	0	0	0	5	2.5
Murray St.	11/18/2025		21:09	4-5	.800	0-0	.000	4-4	1.000	0	1	1	1.0	4	1	1	0	1	12	5.7
at Florida St.	11/23/2025		15:36	1-3	.333	0-1	.000	3-4	.750	0	1	1	1.0	2	1	1	0	1	5	5.5
Western Ky.	11/26/2025		19:58	3-8	.375	2-6	.333	0-0	.000	0	2	2	1.2	1	4	1	0	0	8	6.0
Le Moyne	11/30/2025		22:08	4-6	.667	0-2	.000	2-2	1.000	0	3	3	1.5	2	1	2	0	2	10	6.7
Bellarmine	12/02/2025		24:45	4-11	.364	0-2	.000	2-2	1.000	3	1	4	1.9	4	4	1	0	2	10	7.1
Jackson St.	12/19/2025		19:55	4-6	.667	0-1	.000	5-5	1.000	1	4	5	2.3	1	3	2	0	1	13	7.9
at Purdue	12/28/2025		07:06	1-3	.333	1-2	.500	0-0	.000	0	1	1	2.1	0	1	1	0	0	3	7.3
Maryland	01/01/2026		17:38	0-3	.000	0-0	.000	0-0	.000	0	1	1	2.0	1	3	3	0	1	0	6.6
at Michigan St.	01/04/2026		12:55	1-4	.250	1-3	.333	2-2	1.000	0	1	1	1.9	0	1	0	0	0	5	6.5
Ohio St.	01/07/2026		17:47	2-4	.500	0-0	.000	0-0	.000	2	4	6	2.3	1	1	0	0	0	4	6.3
at Penn St.	01/11/2026		10:27	0-1	.000	0-1	.000	0-0	.000	0	0	0	2.1	1	4	3	0	0	0	5.8
at Michigan	01/15/2026		26:35	4-8	.500	1-3	.333	0-0	.000	0	2	2	2.1	4	5	2	0	0	9	6.0
Northwestern	01/18/2026	*	29:29	5-9	.556	3-5	.600	0-0	.000	1	2	3	2.1	4	3	0	0	0	13	6.5
at Nebraska	01/24/2026	*	20:24	0-1	.000	0-0	.000	1-2	.500	0	1	1	2.1	0	3	0	0	1	1	6.1
Totals			2 284:11	35-77	.455	9-27	.333	19-21	.905	7	26	33	2.1	27	37	18	0	9	98	6.1

Player Averages

Games Played	Minutes/game	Points/game	FG Pct	3FG Pct	FT Pct	Rebounds/game	Assists/game	Turnovers/game	Assist/Turnover ratio	Steals/game	Blocks/game
16	17.8	6.1	45.5	33.3	90.5	2.1	2.3	1.1	2.1	0.6	0.0

CAREER NUMBERS

				Field Goals		3-Point		F-Throws		Rebounds				Scoring						
SEASON	TEAM	GP-GS	MIN/AVG	FG-FGA	FG%	3FG-3FGA	3FG%	FT-FTA	FT%	OFF	DEF	TOT	AVG	PF-FO	A	TO	BLK	STL	PTS	AVG
2024-25	Iowa	29-1	474/16.3	48-128	.375	28-75	.373	12-18	.667	3	33	36	1.2	32-0	33	49	3	10	136	4.7
2025-26	Illini	16-2	284/17.8	35-77	.455	9-27	.333	19-21	.905	7	26	33	2.1	27-0	37	18	0	9	98	6.1
TOTAL FOR Illini		16-2	284/17.8	35-77	.455	9-27	.333	19-21	.905	7	26	33	2.1	27-0	37	18	0	9	98	6.1
TOTAL		45-3	758/16.8	83-205	.405	37-102	.363	31-39	.795	10	59	69	1.5	59-0	70	67	3	19	234	5.2





DESTINY JACKSON

CHICAGO, ILL. | WHITNEY YOUNG MAGNET HS



Fr.
Guard
5-6

SEASON & CAREER HIGHS

SEASON			CAREER		
NUM.	OPPONENT/DATE	STAT	OPPONENT/DATE	NUM.	
18	Murray St. (11/18/25)	POINTS	SAME		
10	2x, MR at Michigan St. (1/4/26)	REBOUNDS	SAME		
9	2x, MR at Penn St. (1/11/26)	ASSISTS	SAME		
1	at Nebraska (1/24/26)	BLOCKS	SAME		
5	at Missouri (12/10/25)	STEALS	SAME		
39	at Missouri (12/10/25)	MINUTES	SAME		
6	2x, MR at Penn St. (1/11/26)	FG MADE	SAME		
3	Murray St. (11/18/25)	3FG MADE	SAME		

QUICK HITS

- » Born Dec. 12, 2006
- » Parents: Quentin Jackson & Teshunda Crockrell
- » 3 sisters: Madison (Newell), Maliyah, & Deshyria
- » Major: psychology
- » Illinois debut: 6p, 4r, 6a vs. SEMO (11/4/25)
- » Big Ten Freshman of the Week (11/24)
- » 2025 Illinois Gatorade Player of the Year
- » 2025 McDonald's All American Nominee
- » 2025 Illinois Ms. Basketball
- » No. 28 prospect in Class of 2025, No. 6 at her position, and No. 1 in the state by 247Sports
- » 5-star ranked No. 25 by espnW's HoopGurlz
- » 2,204 points, 752 rebounds, 445 assists, & 408 steals across high school career
- » 4x Chicago Public League (CPL) champion with Whitney Young
- » 2024-25 IBCA 1st Team All-State as senior
- » Played with Mia Zenere on Example Sports team in 2023

GAME-BY-GAME STATS

Opponent	Date	GS	MIN	Total		3-Pointers		Free throws		Rebounds				PF	A	TO	BLK	STL	PTS	AVG	
				FG-FGA	PCT	3FG-3FGA	PCT	FT-FTA	PCT	OFF	DEF	TOT	AVG								
Southeast Mo. St.	11/04/2025	*	33:10	2-5	.400	0-1	.000	2-4	.500	0	4	4	4.0	4	6	2	1	1	6	6.0	
Illinois St.	11/09/2025	*	34:59	2-7	.286	0-1	.000	4-4	1.000	0	5	5	4.5	2	2	0	0	4	8	7.0	
at Oregon St.	11/14/2025	*	27:21	1-5	.200	1-1	1.000	2-2	1.000	1	1	2	3.7	5	2	1	0	0	5	6.3	
Murray St.	11/18/2025	*	32:01	6-8	.750	3-4	.750	3-3	1.000	1	3	4	3.8	3	5	3	0	1	18	9.3	
at Florida St.	11/23/2025	*	24:24	2-7	.286	0-1	.000	1-2	.500	0	2	2	3.4	3	5	3	0	0	5	8.4	
Western Ky.	11/26/2025	*	21:50	2-5	.400	0-1	.000	1-1	1.000	0	3	3	3.3	1	3	3	0	2	5	7.8	
Le Moyne	11/30/2025	*	26:28	3-5	.600	0-1	.000	4-6	.667	0	4	4	3.4	3	8	2	0	2	10	8.1	
Bellarmine	12/02/2025	*	21:55	2-4	.500	0-2	.000	6-6	1.000	1	4	5	3.6	3	7	2	0	2	10	8.4	
Indiana	12/06/2025	*	38:22	2-8	.250	0-2	.000	0-0	.000	2	8	10	4.3	0	6	2	0	3	4	7.9	
at Missouri	12/10/2025	*	38:54	2-6	.333	0-0	.000	5-6	.833	1	4	5	4.4	1	9	2	0	5	9	8.0	
North Texas	12/14/2025	*	28:23	0-4	.000	0-0	.000	5-6	.833	2	3	5	4.5	4	2	5	0	0	5	7.7	
Jackson St.	12/19/2025	*	20:39	3-6	.500	0-0	.000	3-3	1.000	0	1	1	4.2	2	7	1	0	2	9	7.8	
at Purdue	12/28/2025	*	33:18	3-7	.429	0-1	.000	3-4	.750	1	2	3	4.1	2	4	0	0	1	9	7.9	
Maryland	01/01/2026	*	23:33	3-8	.375	1-2	.500	2-2	1.000	0	1	1	3.9	4	3	0	0	1	9	8.0	
at Michigan St.	01/04/2026	*	27:05	2-6	.333	0-1	.000	2-4	.500	1	9	10	4.3	4	6	2	0	0	6	7.9	
Ohio St.	01/07/2026	*	20:01	3-7	.429	0-0	.000	2-2	1.000	1	4	5	4.3	3	3	3	0	1	8	7.9	
at Penn St.	01/11/2026	*	33:04	6-9	.667	0-0	.000	3-4	.750	0	4	4	4.3	1	9	6	0	0	15	8.3	
at Michigan	01/15/2026	*	36:26	1-8	.125	1-2	.500	0-0	.000	0	2	2	4.2	3	4	7	0	1	3	8.0	
Northwestern	01/18/2026	*	33:50	2-7	.286	0-1	.000	3-3	1.000	1	0	1	4.0	4	3	0	0	0	7	7.9	
at Nebraska	01/24/2026	*	36:04	4-11	.364	0-0	.000	5-5	1.000	0	3	3	4.0	3	2	5	1	2	13	8.2	
Totals			20	591:46	51-133	.383	6-21	.286	56-67	.836	12	67	79	4.0	55	96	49	2	28	164	8.2

Player Averages

Games Played	Minutes/game	Points/game	FG Pct	3FG Pct	FT Pct	Rebounds/game	Assists/game	Turnovers/game	Assist/Turnover ratio	Steals/game	Blocks/game
20	29.6	8.2	38.3	28.6	83.6	4.0	4.8	2.5	2.0	1.4	0.1

CAREER NUMBERS

				Field Goals		3-Point		F-Throws		Rebounds									Scoring	
SEASON	TEAM	GP-GS	MIN/AVG	FG-FGA	FG%	3FG-3FGA	3FG%	FT-FTA	FT%	OFF	DEF	TOT	AVG	PF-FO	A	TO	BLK	STL	PTS	AVG
2025-26	Illini	20-20	592/29.6	51-133	.383	6-21	.286	56-67	.836	12	67	79	4.0	55-1	96	49	2	28	164	8.2
TOTAL		20-20	592/29.6	51-133	.383	6-21	.286	56-67	.836	12	67	79	4.0	55-1	96	49	2	28	164	8.2





ERICA FINNEY
SYDNEY, AUSTRALIA | CAMMERAYGAL HS

3

Fr.
Guard
6-0

SEASON & CAREER HIGHS

SEASON			CAREER	
NUM.	OPPONENT/DATE	STAT	OPPONENT/DATE	NUM.
-	-	POINTS	-	-
-	-	REBOUNDS	-	-
-	-	ASSISTS	-	-
-	-	BLOCKS	-	-
-	-	STEALS	-	-
-	-	MINUTES	-	-
-	-	FG MADE	-	-
-	-	3FG MADE	-	-

QUICK HITS

- » Born Jan. 22, 2007
 - » Parents: Angus Finney and Diane Jackson
 - » Older brother, Cole
 - » Major: psychology
 - » Joined the Illini in December 2024
-
- » Illinois debut: Missing 2025-26 season
-
- » 4-star prospect ranked No. 47 and No. 14 at her position by 247Sports
 - » Represented New South Wales at the '22 & '24 Australian National Champs
 - » Played for the Norths Bears in Australia's NBL1 League
 - » 2023 NBL1 East Defensive PotY 2024
 - » NBL1 East Most Improved Player
 - » 2024 State Champion with Norths Bears

GAME-BY-GAME STATS

CAREER NUMBERS





GRETCHEN DOLAN

BUFFALO, N.Y. | WILLIAMSVILLE SOUTH HS

4

R-So.
Guard
5-11

SEASON & CAREER HIGHS

SEASON			CAREER		
NUM.	OPPONENT/DATE	STAT	OPPONENT/DATE	NUM.	
25	at Florida St. (11/23/25)	POINTS	at Florida St. (11/23/25)	25	
7	at Michigan St. (1/4/26)	REBOUNDS	at Michigan St. (1/4/26)	7	
7	SEMO (11/4/25)	ASSISTS	2x, MR SEMO (11/4/25)	7	
1	7x, MR Ohio St. (1/7/26)	BLOCKS	15x, MR Ohio St. (1/7/26)	1	
3	2x, MR WKU (11/26/25)	STEALS	3x, MR WKU (11/26/25)	3	
40	at Missouri (12/10/25)	MINUTES	at Missouri (12/10/25)	40	
11	at Florida St. (11/23/25)	FG MADE	at Florida St. (11/23/25)	11	
4	North Texas (12/14/25)	3FG MADE	North Texas (12/14/25)	4	

QUICK HITS

- » Born Nov. 2, 2004
- » Parents are Michael and Kristen
- » Mother (Kristen) played at Canisius
- » Siblings Graham (Babson), Greg (Cornell) & Hannah (Canisius) played college basketball
- » Major: Communication
- » Illinois debut: vs. Morehead State (11/7/23)
- » 6 pts, 1 ast, 1 stl, 14 minutes
- » Big Ten All-Freshman Team (Coaches)
- » Played in 8 games w/ 1 start before season-ending injury as sophomore
- » On 12/12/25, medical hardship waiver for the 2024-25 season was approved by the NCAA, moving Dolan from a junior to redshirt-sophomore
- » 2025 Academic All-Big Ten
- » 2023 New York Miss Basketball
- » 3x Section VI Class A champion ('19, '20, '22)
- » 1st Team All-State & All-WNY (2021-22)

GAME-BY-GAME STATS

Opponent	Date	GS	MIN	Total		3-Pointers		Free throws		Rebounds				PF	A	TO	BLK	STL	PTS	AVG
				FG-FGA	PCT	3FG-3FGA	PCT	FT-FTA	PCT	OFF	DEF	TOT	AVG							
Southeast Mo. St.	11/04/2025	*	29:06	7-11	.636	0-1	.000	2-2	1.000	2	3	5	5.0	2	7	2	0	1	16	16.0
Illinois St.	11/09/2025	*	38:21	7-15	.467	1-4	.250	3-4	.750	1	1	2	3.5	1	5	4	1	3	18	17.0
at Oregon St.	11/14/2025	*	37:42	4-19	.211	0-5	.000	3-4	.750	0	5	5	4.0	3	2	2	0	2	11	15.0
Murray St.	11/18/2025	*	29:12	3-11	.273	0-3	.000	3-4	.750	2	2	4	4.0	3	4	3	0	0	9	13.5
at Florida St.	11/23/2025	*	27:22	11-19	.579	1-3	.333	2-2	1.000	1	2	3	3.8	2	1	1	0	0	25	15.8
Western Ky.	11/26/2025	*	32:14	1-10	.100	0-5	.000	4-4	1.000	0	3	3	3.7	2	3	1	0	3	6	14.2
Le Moyne	11/30/2025	*	19:39	4-10	.400	1-4	.250	2-2	1.000	1	5	6	4.0	0	3	0	0	1	11	13.7
Bellarmine	12/02/2025	*	16:46	4-9	.444	2-3	.667	1-1	1.000	1	4	5	4.1	1	4	2	0	2	11	13.4
Indiana	12/06/2025	*	32:26	6-13	.462	1-4	.250	3-3	1.000	0	1	1	3.8	2	4	3	1	0	16	13.7
at Missouri	12/10/2025	*	40:00	7-15	.467	3-6	.500	4-4	1.000	0	2	2	3.6	1	1	1	1	1	21	14.4
North Texas	12/14/2025	*	31:04	5-13	.385	4-6	.667	5-6	.833	1	4	5	3.7	0	4	2	1	1	19	14.8
Jackson St.	12/19/2025	*	24:12	4-7	.571	0-1	.000	4-5	.800	0	3	3	3.7	0	1	0	1	0	12	14.6
at Purdue	12/28/2025	*	33:29	7-12	.583	0-2	.000	5-5	1.000	0	1	1	3.5	3	3	2	0	2	19	14.9
Maryland	01/01/2026	*	30:30	7-15	.467	0-2	.000	3-3	1.000	0	0	0	3.2	2	1	1	0	1	17	15.1
at Michigan St.	01/04/2026	*	37:36	4-16	.250	1-5	.200	3-4	.750	0	7	7	3.5	3	2	0	1	1	12	14.9
Ohio St.	01/07/2026	*	30:39	2-12	.167	0-2	.000	0-0	.000	2	3	5	3.6	2	1	0	1	1	4	14.2
at Penn St.	01/11/2026	*	32:05	2-8	.250	1-5	.200	0-0	.000	0	4	4	3.6	2	4	4	0	2	5	13.6
Totals		17	522:24	85-215	.395	15-61	.246	47-53	.887	11	50	61	3.6	29	50	28	7	21	232	13.6

Player Averages

Games Played	Minutes/game	Points/game	FG Pct	3FG Pct	FT Pct	Rebounds/game	Assists/game	Turnovers/game	Assist/Turnover ratio	Steals/game	Blocks/game
17	30.7	13.6	39.5	24.6	88.7	3.6	2.9	1.6	1.8	1.2	0.4

CAREER NUMBERS

				Field Goals		3-Point		F-Throws		Rebounds				Scoring						
SEASON	TEAM	GP-GS	MIN/AVG	FG-FGA	FG%	3FG-3FGA	3FG%	FT-FTA	FT%	OFF	DEF	TOT	AVG	PF-FO	A	TO	BLK	STL	PTS	AVG
2023-24	Illini	31-0	545/17.6	55-138	.399	16-53	.302	22-30	.733	14	36	50	1.6	40-1	30	25	6	13	148	4.8
2024-25	Illini	8-1	195/24.3	31-71	.437	11-31	.355	11-16	.688	1	20	21	2.6	17-1	16	10	2	7	84	10.5
2025-26	Illini	17-17	522/30.7	85-215	.395	15-61	.246	47-53	.887	11	50	61	3.6	29-0	50	28	7	21	232	13.6
TOTAL		56-18	1262/22.5	171-424	.403	42-145	.290	80-99	.808	26	106	132	2.4	86-2	96	63	15	41	464	8.3





IRENE NOYA CATOIRA

PONTEVEDRA, SPAIN | INSTITUT JOAQUIM BLUME

6

So.
Forward
6-3

SEASON & CAREER HIGHS

SEASON			CAREER		
NUM.	OPPONENT/DATE	STAT	OPPONENT/DATE	NUM.	
7	Bellarmine (12/2/25)	POINTS	Bellarmine (12/2/25)	7	
6	Bellarmine (12/2/25)	REBOUNDS	Bellarmine (12/2/25)	6	
1	5x, MR at Nebraska (1/24/26)	ASSISTS	Purdue (1/27/25)	2	
1	3x, MR Jackson St. (12/19/25)	BLOCKS	4x, MR Jackson St. (12/19/25)	1	
3	Le Moyne (11/30/25)	STEALS	2x, MR WKU (11/26/25)	1	
16	Bellarmine (12/2/25)	MINUTES	Bellarmine (12/2/25)	16	
3	Bellarmine (12/2/25)	FG MADE	Bellarmine (12/2/25)	3	
-	-	3FG MADE	-	-	

QUICK HITS

- » Born May 2, 2006
- » Major: kinesiology
- » Illinois debut: vs Bradley (2 pts, 1 reb)
- » Represented Spain internationally, making debut at age 15 in the Ciudad de Toledo International Tournament
- » Repped Spain at 2025 U19 World Cup
- » Helped Spain to a runner-up finish at the 2023 FIBA 3x3 U17 Europe Cup following 2nd-place finish at the 2023 FIBA 3x3 U17 Europe Cup Qualifier
- » Played for Segle XXI in the Spain-LF2 league from 2022-24, helping the team win the Group B regular season championship both seasons
- » Played 22 games during the 2023-24 season, averaging 19 minutes a game along with 6.5 points and 4.8 rebounds, as the team went 25-1
- » Played 24 games in 2022-23 while averaging nearly 12 mpg to go along with 3.7 points and 2.8 rebounds while the team posted a 21-5 record

GAME-BY-GAME STATS

Opponent	Date	GS	MIN	Total		3-Pointers		Free throws		Rebounds				PF	A	TO	BLK	STL	PTS	AVG
				FG-FGA	PCT	3FG-3FGA	PCT	FT-FTA	PCT	OFF	DEF	TOT	AVG							
Southeast Mo. St.	11/04/2025		12:12	1-1	1.000	0-0	.000	1-2	.500	2	1	3	3.0	2	0	1	1	0	3	3.0
Illinois St.	11/09/2025		02:03	0-0	.000	0-0	.000	0-0	.000	0	0	0	1.5	0	0	0	0	0	0	1.5
Murray St.	11/18/2025		04:60	1-1	1.000	0-0	.000	0-0	.000	1	1	2	1.7	1	0	1	0	0	2	1.7
Western Ky.	11/26/2025		06:02	2-2	1.000	0-0	.000	0-0	.000	1	1	2	1.8	1	0	0	0	1	4	2.3
Le Moyne	11/30/2025		09:11	2-2	1.000	0-0	.000	1-2	.500	1	0	1	1.6	1	1	0	0	3	5	2.8
Bellarmine	12/02/2025		15:49	3-6	.500	0-2	.000	1-2	.500	3	3	6	2.3	1	1	1	1	1	7	3.5
Indiana	12/06/2025		02:02	0-1	.000	0-0	.000	0-0	.000	0	0	0	2.0	1	0	1	0	0	0	3.0
North Texas	12/14/2025		06:30	0-1	.000	0-1	.000	0-0	.000	0	1	1	1.9	0	1	0	0	0	0	2.6
Jackson St.	12/19/2025		07:17	0-1	.000	0-0	.000	0-0	.000	1	0	1	1.8	0	1	0	1	0	0	2.3
at Michigan St.	01/04/2026		03:59	0-1	.000	0-0	.000	0-0	.000	1	1	2	1.8	0	0	0	0	0	0	2.1
at Michigan	01/15/2026		05:60	0-0	.000	0-0	.000	0-0	.000	0	0	0	1.6	1	0	1	0	0	0	1.9
at Nebraska	01/24/2026		06:08	0-0	.000	0-0	.000	0-0	.000	0	2	2	1.7	0	1	1	0	0	0	1.8
Totals		0	82:13	9-16	.563	0-3	.000	3-6	.500	10	10	20	1.7	8	5	6	3	5	21	1.8

Player Averages

Games Played	Minutes/game	Points/game	FG Pct	3FG Pct	FT Pct	Rebounds/game	Assists/game	Turnovers/game	Assist/Turnover ratio	Steals/game	Blocks/game
12	6.9	1.8	56.3	0.0	50.0	1.7	0.4	0.5	0.8	0.4	0.3

CAREER NUMBERS

				Field Goals		3-Point		F-Throws		Rebounds									Scoring	
SEASON	TEAM	GP-GS	MIN/AVG	FG-FGA	FG%	3FG-3FGA	3FG%	FT-FTA	FT%	OFF	DEF	TOT	AVG	PF-FO	A	TO	BLK	STL	PTS	AVG
2024-25	Illini	7-0	20/2.8	1-3	.333	0-1	.000	2-2	1.000	1	1	2	0.3	7-0	3	1	1	1	4	0.6
2025-26	Illini	12-0	82/6.9	9-16	.563	0-3	.000	3-6	.500	10	10	20	1.7	8-0	5	6	3	5	21	1.8
TOTAL		19-0	102/5.4	10-19	.526	0-4	.000	5-8	.625	11	11	22	1.2	15-0	8	7	4	6	25	1.3





JASMINE BROWN-HAGGER

SHOREWOOD, ILL. | EXAMPLE ACADEMY | MISS. ST

8

Jr.
Guard
5-9

SEASON & CAREER HIGHS

SEASON			CAREER		
NUM.	OPPONENT/DATE	STAT	OPPONENT/DATE	NUM.	
16	at Michigan (1/15/26)	POINTS	EIU (11/14/24)	23	
5	2x, MR at Michigan (1/15/26)	REBOUNDS	New Orleans (11/15/23)	6	
4	2x, MR Northwestern (1/18/26)	ASSISTS	Southern (12/20/24)	5	
1	2x, MR Maryland (1/1/26)	BLOCKS	2x, MR Maryland (1/1/26)	1	
4	WKU (11/26/25)	STEALS	WKU (11/26/25)	4	
32	Northwestern (1/18/26)	MINUTES	Michigan State (1/19/25)	39	
6	at Michigan (1/15/26)	FG MADE	EIU (11/14/24)	10	
4	at Michigan (1/15/26)	3FG MADE	at Michigan (1/15/26)	4	

QUICK HITS

- » Born Dec. 27, 2004
- » Major: Community Health
- » Illinois debut: #19 Florida State (11/7/24)
- » 1 pt, 2 rebs, 11 mins
- » Played freshman year at Mississippi St.
- » Appeared in 33 games
- » Averaged 2.1 ppg, 1.5 rpg, 8.7 mpg
- » Career-highs in points and assists with 17 points, 5 rebounds, and 4 assists while going 7-10 from the field and 3-4 from three in the WBIT 1st Round vs. Georgia Tech
- » 10-plus points in two games
- » Played 10-plus minutes in 11 contests
- » Four-star recruit
- » No. 54 overall prospect, the No. 20 guard, and the No. 1 player from the state of Illinois, according to espnW HoopGurlz
- » Invited to U18 USA Basketball National Team Trials in Colorado Springs, Colorado, in summer 2023
- » Played her final two seasons of prep ball at Example Academy in Frankfort, Illinois
- » As a senior, averaged 19.3 points, 6.4 rebounds, 4.1 assists, and 3.2 steals
- » Played her freshman and sophomore seasons at Joliet Catholic Academy, averaging 16.5 points, 5.1 rebounds, 2.5 steals, and 2.5 assists per contest

GAME-BY-GAME STATS

Opponent	Date	GS	MIN	Total		3-Pointers		Free throws		Rebounds				PF	A	TO	BLK	STL	PTS	AVG	
				FG-FGA	PCT	3FG-3FGA	PCT	FT-FTA	PCT	OFF	DEF	TOT	AVG								
Southeast Mo. St.	11/04/2025	*	26:36	0-4	.000	0-1	.000	6-6	1.000	1	0	1	1.0	4	3	3	0	2	6	6.0	
Illinois St.	11/09/2025	*	24:52	3-3	1.000	1-1	1.000	0-0	.000	1	1	2	1.5	3	2	2	0	1	7	6.5	
at Oregon St.	11/14/2025	*	24:56	0-1	.000	0-0	.000	0-0	.000	1	1	2	1.7	1	1	2	0	0	0	4.3	
Murray St.	11/18/2025	*	14:48	1-4	.250	0-2	.000	0-0	.000	0	0	0	1.3	2	0	1	0	1	2	3.8	
at Florida St.	11/23/2025	*	29:25	4-10	.400	1-3	.333	3-4	.750	0	3	3	1.6	2	1	0	0	2	12	5.4	
Western Ky.	11/26/2025	*	22:59	3-5	.600	0-1	.000	2-3	.667	0	1	1	1.5	3	0	3	0	4	8	5.8	
Le Moyne	11/30/2025	*	19:42	2-6	.333	0-2	.000	3-3	1.000	1	1	2	1.6	4	2	2	1	2	7	6.0	
Bellarmine	12/02/2025	*	15:14	3-8	.375	0-3	.000	0-0	.000	2	2	4	1.9	2	0	1	0	0	6	6.0	
Indiana	12/06/2025	*	31:09	4-7	.571	1-2	.500	0-0	.000	2	1	3	2.0	2	4	0	0	2	9	6.3	
at Missouri	12/10/2025	*	24:20	3-7	.429	0-2	.000	0-0	.000	0	0	0	1.8	0	0	2	0	1	6	6.3	
North Texas	12/14/2025	*	18:08	2-2	1.000	1-1	1.000	0-0	.000	0	0	0	1.6	5	3	4	0	0	5	6.2	
Jackson St.	12/19/2025	*	25:30	3-6	.500	0-1	.000	1-1	1.000	0	2	2	1.7	1	3	1	0	1	7	6.3	
at Purdue	12/28/2025	*	27:44	1-8	.125	0-1	.000	1-2	.500	2	3	5	1.9	3	0	3	0	0	3	6.0	
Maryland	01/01/2026	*	25:59	2-6	.333	1-2	.500	1-2	.500	0	1	1	1.9	1	1	2	1	1	6	6.0	
at Michigan St.	01/04/2026	*	15:09	0-0	.000	0-0	.000	2-2	1.000	0	1	1	1.8	3	0	1	0	0	2	5.7	
Ohio St.	01/07/2026	*	27:09	1-2	.500	0-0	.000	1-2	.500	0	0	0	1.7	3	3	2	0	1	3	5.6	
at Penn St.	01/11/2026	*	17:46	1-3	.333	1-3	.333	0-0	.000	2	0	2	1.7	4	3	2	0	0	3	5.4	
at Michigan	01/15/2026	*	28:02	6-17	.353	4-8	.500	0-0	.000	4	1	5	1.9	4	3	1	0	1	16	6.0	
Northwestern	01/18/2026	*	31:58	2-5	.400	0-1	.000	0-0	.000	1	3	4	2.0	0	4	2	0	0	4	5.9	
at Nebraska	01/24/2026	*	23:19	1-1	1.000	0-0	.000	1-2	.500	2	1	3	2.1	4	1	1	0	1	3	5.8	
Totals			20	474:45	42-105	.400	10-34	.294	21-27	.778	19	22	41	2.1	51	34	35	2	20	115	5.8

Player Averages

Games Played	Minutes/game	Points/game	FG Pct	3FG Pct	FT Pct	Rebounds/game	Assists/game	Turnovers/game	Assist/Turnover ratio	Steals/game	Blocks/game
20	23.7	5.8	40.0	29.4	77.8	2.1	1.7	1.8	1.0	1.0	0.1

CAREER NUMBERS

				Field Goals		3-Point		F-Throws		Rebounds				Scoring						
SEASON	TEAM	GP-GS	MIN/AVG	FG-FGA	FG%	3FG-3FGA	3FG%	FT-FTA	FT%	OFF	DEF	TOT	AVG	PF-FO	A	TO	BLK	STL	PTS	AVG
2023-24	MS	33-0	286/8.7	28-77	.364	6-25	.240	7-7	1.000	19	31	50	1.5	24-0	19	15	0	17	69	2.1
2024-25	Illini	27-17	708/26.2	80-187	.428	19-57	.333	40-57	.702	17	44	61	2.3	65-2	51	57	0	28	219	8.1
2025-26	Illini	20-20	475/23.7	42-105	.400	10-34	.294	21-27	.778	19	22	41	2.1	51-1	34	35	2	20	115	5.8
TOTAL FOR Illini		47-37	1183/25.2	122-292	.418	29-91	.319	61-84	.726	36	66	102	2.2	116-3	85	92	2	48	334	7.1
TOTAL		80-37	1469/18.4	150-369	.407	35-116	.302	68-91	.747	55	97	152	1.9	140-3	104	107	2	65	403	5.0





MANUELLE ALVES
RIO DE JANEIRO, BRAZIL | IMG ACADEMY

11

Fr.
Forward
6-3

SEASON & CAREER HIGHS

SEASON		CAREER	
NUM.	OPPONENT/DATE	STAT	OPPONENT/DATE
-	-	POINTS	SAME
-	-	REBOUNDS	SAME
-	-	ASSISTS	SAME
-	-	BLOCKS	SAME
-	-	STEALS	SAME
-	-	MINUTES	SAME
-	-	FG MADE	SAME
-	-	3FG MADE	SAME

QUICK HITS

- » Born Jan. 2, 2006
 - » Parents are Leonardo & Joana
 - » One brother, João
 - » Father played professionally in Brazil
 - » Major: Undeclared
-
- » Illinois debut: Missing 2025-26 season
-
- » Repped Brazil at 2025 U19 World Cup
 - » Made Brazil's SNT for 2025 FIBA AmeriCup
 - » 2025 McDonald's All American Game Nominee
 - » Won Chipotle Nationals Championship with IMG Academy (FL) while starting
 - » Spent senior season at IMG Academy
 - » Played junior year at Central Pointe Christian Academy (Kissimmee, Fla.)
 - » Not in the United States for FR or SO seasons
 - » 4-star ranked No. 61 by ESPNW's HoopGurlz
 - » 4-star prospect ranked No. 82, No. 6 at her position, and No. 11 in her state by 247Sports

GAME-BY-GAME STATS

CAREER NUMBERS





MIA ZENERE
MOKENA, ILL. | EXAMPLE ACADEMY

12 So.
Guard
5-11

SEASON & CAREER HIGHS

SEASON			CAREER		
NUM.	OPPONENT/DATE	STAT	OPPONENT/DATE	NUM.	
2	2x, MR Jackson St. (12/19/25)	POINTS	3x, MR Jackson St. (12/19/25)	2	
2	Le Moyne (11/30/25)	REBOUNDS	2x, MR Le Moyne (11/30/25)	2	
1	Le Moyne (11/30/25)	ASSISTS	Le Moyne (11/30/25)	1	
-	-	BLOCKS	SAME	-	
-	-	STEALS	EIU (11/14/24)	1	
9	Bellarmino (12/2/25)	MINUTES	EIU (11/14/24)	12	
1	Le Moyne (11/30/25)	FG MADE	2x, MR Le Moyne (11/30/25)	1	
-	-	3FG MADE	SAME	-	

QUICK HITS

- » Born Oct. 20, 2005
- » Parents are Joshua & Elaine
- » 4 siblings: Dominic, Alexander, Kelsey, Caleb
- » Major: Biology
- » Illinois debut: 2 pt, 1 stl, 12 min vs. EIU
- » Freshman year at Lincoln-Way Central HS
- » SO, JR, SR seasons at Example Academy
- » 3x Independent HS Gold Division National Champion (2021-22, 2022-23, 2023-24)
- » Team captain as a senior
- » Competed in track & field at Lincoln-Way Central as a freshman, winning the 2021 conference championship in triple jump & earned All-Conference honors in high jump and 300-meter hurdles

GAME-BY-GAME STATS

Opponent	Date	GS	MIN	Total		3-Pointers		Free throws		Rebounds				PF	A	TO	BLK	STL	PTS	AVG
				FG-FGA	PCT	3FG-3FGA	PCT	FT-FTA	PCT	OFF	DEF	TOT	AVG							
Murray St.	11/18/2025		01:07	0-0	.000	0-0	.000	0-0	.000	0	0	0	0.0	0	0	0	0	0	0	0.0
Le Moyne	11/30/2025		05:33	1-1	1.000	0-0	.000	0-0	.000	0	2	2	1.0	0	1	0	0	0	2	1.0
Bellarmino	12/02/2025		09:04	0-2	.000	0-1	.000	0-0	.000	0	0	0	0.7	1	0	0	0	0	0	0.7
Jackson St.	12/19/2025		02:08	1-2	.500	0-1	.000	0-0	.000	0	0	0	0.5	0	0	0	0	0	2	1.0
Totals		0	17:52	2-5	.400	0-2	.000	0-0	.000	0	2	2	0.5	1	1	0	0	0	4	1.0

Player Averages

Games Played	Minutes/game	Points/game	FG Pct	3FG Pct	FT Pct	Rebounds/game	Assists/game	Turnovers/game	Assist/Turnover ratio	Steals/game	Blocks/game
4	4.5	1.0	40.0	0.0	0.0	0.5	0.3	0.0	1.0	0.0	0.0

CAREER NUMBERS

				Field Goals		3-Point		F-Throws		Rebounds				Scoring						
SEASON	TEAM	GP-GS	MIN/AVG	FG-FGA	FG%	3FG-3FGA	3FG%	FT-FTA	FT%	OFF	DEF	TOT	AVG	PF-FO	A	TO	BLK	STL	PTS	AVG
2024-25	Illini	9-0	46/5.2	1-5	.200	0-4	.000	0-0	.000	0	2	2	0.2	1-0	0	3	0	1	2	0.2
2025-26	Illini	4-0	18/4.5	2-5	.400	0-2	.000	0-0	.000	0	2	2	0.5	1-0	1	0	0	0	4	1.0
TOTAL		13-0	64/4.9	3-10	.300	0-6	.000	0-0	.000	0	4	4	0.3	2-0	1	3	0	1	6	0.5





NAOMI BENSON

STREETSBORO, OHIO | STREETSBORO HS

21 **Fr.**
Forward
6-2

SEASON & CAREER HIGHS

SEASON			CAREER		
NUM.	OPPONENT/DATE	STAT	OPPONENT/DATE	NUM.	
4	Bellarmine (12/2/25)	POINTS	SAME		
3	Jackson St. (12/19/25)	REBOUNDS	SAME		
-	-	ASSISTS	SAME		
1	2x, MR at Nebraska (1/24/26)	BLOCKS	SAME		
-	-	STEALS	SAME		
6	3x, MR at Michigan (1/15/26)	MINUTES	SAME		
2	Bellarmine (12/2/25)	FG MADE	SAME		
-	-	3FG MADE	SAME		

QUICK HITS

- » Born Oct. 3, 2006
- » Parents are Gregory & Candace
- » 2 brothers: Noah & Nehemiah
- » Major: Undeclared
- » Illinois debut: Murray St. (11/18/25) - 2 mins
- » 2025 McDonald's All American Game nominee
- » 4-star ranked No. 98 by espnW's HoopGurlz
- » 2025 Ohio Ms. Basketball finalist
- » 2024-25 Ohio Prep Sports Media Association Division IV Player of the Year
- » Set HS's program records with:
 - 1,670 career points
 - 1,274 career rebounds
 - 730 career field goals
 - 282 career steals
 - 180 career blocks
 - 497 single-season points
 - 360 single-season rebounds
 - 43 single-game points
 - 33 single-game rebounds

GAME-BY-GAME STATS

Opponent	Date	GS	MIN	Total		3-Pointers		Free throws		Rebounds				PF	A	TO	BLK	STL	PTS	AVG
				FG-FGA	PCT	3FG-3FGA	PCT	FT-FTA	PCT	OFF	DEF	TOT	AVG							
Murray St.	11/18/2025		02:21	0-0	.000	0-0	.000	0-0	.000	0	0	0	0.0	0	0	0	0	0	0	0.0
at Florida St.	11/23/2025		01:18	0-0	.000	0-0	.000	0-0	.000	0	0	0	0.0	0	0	0	0	0	0	0.0
Le Moyne	11/30/2025		03:29	1-1	1.000	0-0	.000	0-0	.000	1	0	1	0.3	0	0	0	0	0	2	0.7
Bellarmine	12/02/2025		05:54	2-2	1.000	0-0	.000	0-0	.000	0	1	1	0.5	0	0	1	1	0	4	1.5
North Texas	12/14/2025		02:51	0-0	.000	0-0	.000	0-0	.000	1	0	1	0.6	0	0	0	0	0	0	1.2
Jackson St.	12/19/2025		06:02	1-1	1.000	0-0	.000	0-0	.000	1	2	3	1.0	1	0	0	0	0	2	1.3
at Michigan St.	01/04/2026		00:55	0-0	.000	0-0	.000	0-0	.000	0	0	0	0.9	0	0	0	0	0	0	1.1
Ohio St.	01/07/2026		01:59	0-0	.000	0-0	.000	0-0	.000	0	0	0	0.8	1	0	0	0	0	0	1.0
at Penn St.	01/11/2026		00:29	0-0	.000	0-0	.000	0-0	.000	0	0	0	0.7	0	0	0	0	0	0	0.9
at Michigan	01/15/2026		06:14	1-1	1.000	0-0	.000	0-0	.000	0	1	1	0.7	0	0	0	0	0	2	1.0
Northwestern	01/18/2026		04:05	0-1	.000	0-0	.000	0-0	.000	1	1	2	0.8	0	0	0	0	0	0	0.9
at Nebraska	01/24/2026		04:27	0-0	.000	0-0	.000	0-0	.000	0	1	1	0.8	1	0	0	1	0	0	0.8
Totals			0 40:04	5-6	.833	0-0	.000	0-0	.000	4	6	10	0.8	3	0	1	2	0	10	0.8

Player Averages

Games Played	Minutes/game	Points/game	FG Pct	3FG Pct	FT Pct	Rebounds/game	Assists/game	Turnovers/game	Assist/Turnover ratio	Steals/game	Blocks/game
12	3.3	0.8	83.3	0.0	0.0	0.8	0.0	0.1	0.0	0.0	0.2

CAREER NUMBERS

				Field Goals		3-Point		F-Throws		Rebounds				Scoring						
SEASON	TEAM	GP-GS	MIN/AVG	FG-FGA	FG%	3FG-3FGA	3FG%	FT-FTA	FT%	OFF	DEF	TOT	AVG	PF-FO	A	TO	BLK	STL	PTS	AVG
2025-26	Illini	12-0	40/3.3	5-6	.833	0-0	.000	0-0	.000	4	6	10	0.8	3-0	0	1	2	0	10	0.8
TOTAL		12-0	40/3.3	5-6	.833	0-0	.000	0-0	.000	4	6	10	0.8	3-0	0	1	2	0	10	0.8





BERRY WALLACE
PICKERINGTON, OHIO | PICKERINGTON CENTRAL HS

23

So.
Forward
6-1

SEASON & CAREER HIGHS

SEASON			CAREER		
NUM.	OPPONENT/DATE	STAT	OPPONENT/DATE	NUM.	
29	Northwestern (1/18/26)	POINTS	Northwestern (1/18/26)	29	
11	SEMO (11/4/25)	REBOUNDS	SEMO (11/4/25)	11	
4	at Florida St. (11/23/25)	ASSISTS	at Florida St. (11/23/25)	4	
2	2x, MR at Michigan (1/15/26)	BLOCKS	2x, MR at Michigan (1/15/26)	2	
2	3x, MR at Nebraska (1/24/26)	STEALS	5x, MR at Nebraska (1/24/26)	2	
40	5x, MR at Nebraska (1/24/26)	MINUTES	6x, MR at Nebraska (1/24/26)	40	
11	at Penn St. (1/11/26)	FG MADE	at Penn St. (1/11/26)	11	
4	at Michigan St. (1/4/26)	3FG MADE	2x, MR at Michigan St. (1/4/26)	4	

QUICK HITS

- » Born July 23, 2005
- » Parents are Chris & Brandi
- » 4 brothers: Evan, Garner, Isaiah, Adae
- » 4 sisters: Bailey, Bexley, Brooklyn, Blossom
- » Major: Psychology
- » Illinois debut: vs. #19 Florida State (11/7/24)
- » Five-star recruit
- » 2024 McDonald's All American
- » ESPN HoopGurlz Recruiting Ranking - #20
- » 4x basketball, 3x volleyball letterwinner
- » '24 Naismith Trophy HS PotY Watch List
- » '24 OCC Buckeye Division PotY
- » Ohio Prep Sportswriters Association Division I 2024 Girls Basketball PotY
- » Ohio Sports Writers Division I 2024 Girls Basketball All-Ohio First-Team selection

GAME-BY-GAME STATS

Opponent	Date	GS	MIN	Total		3-Pointers		Free throws		Rebounds				PF	A	TO	BLK	STL	PTS	AVG	
				FG-FGA	PCT	3FG-3FGA	PCT	FT-FTA	PCT	OFF	DEF	TOT	AVG								
Southeast Mo. St.	11/04/2025	*	35:15	10-18	.556	2-5	.400	5-6	.833	2	9	11	11.0	3	3	5	0	0	27	27.0	
Illinois St.	11/09/2025	*	33:45	7-10	.700	0-0	.000	8-11	.727	2	5	7	9.0	4	2	0	0	0	22	24.5	
at Oregon St.	11/14/2025	*	33:54	8-16	.500	2-4	.500	6-6	1.000	5	1	6	8.0	3	0	3	0	2	24	24.3	
Murray St.	11/18/2025	*	38:08	6-13	.462	2-4	.500	8-8	1.000	1	7	8	8.0	1	1	2	1	0	22	23.8	
at Florida St.	11/23/2025	*	34:24	3-7	.429	2-2	1.000	2-2	1.000	2	4	6	7.6	1	4	1	0	0	10	21.0	
Western Ky.	11/26/2025	*	34:02	5-13	.385	1-4	.250	5-5	1.000	2	3	5	7.2	2	2	2	0	1	16	20.2	
Le Moyne	11/30/2025	*	25:15	8-11	.727	0-2	.000	1-1	1.000	0	4	4	6.7	0	1	1	0	0	17	19.7	
Bellarmine	12/02/2025	*	18:42	4-9	.444	0-3	.000	0-0	.000	3	3	6	6.6	0	3	0	0	0	8	18.3	
Indiana	12/06/2025	*	36:35	6-14	.429	0-3	.000	2-2	1.000	1	7	8	6.8	2	1	1	0	2	14	17.8	
at Missouri	12/10/2025	*	25:13	4-11	.364	0-1	.000	0-1	.000	4	5	9	7.0	4	1	2	0	1	8	16.8	
North Texas	12/14/2025	*	38:49	8-14	.571	3-5	.600	9-11	.818	4	5	9	7.2	2	1	4	0	1	28	17.8	
Jackson St.	12/19/2025	*	29:18	6-11	.545	0-4	.000	0-0	.000	2	5	7	7.2	1	1	1	0	0	12	17.3	
at Purdue	12/28/2025	*	36:24	7-12	.583	2-5	.400	5-6	.833	2	5	7	7.2	3	1	3	0	0	21	17.6	
Maryland	01/01/2026	*	37:36	7-15	.467	2-5	.400	6-6	1.000	1	6	7	7.1	1	2	1	1	0	22	17.9	
at Michigan St.	01/04/2026	*	40:00	8-17	.471	4-6	.667	2-2	1.000	1	5	6	7.1	4	3	2	2	1	22	18.2	
Ohio St.	01/07/2026	*	36:18	7-13	.538	2-7	.286	1-1	1.000	1	3	4	6.9	4	0	3	1	0	17	18.1	
at Penn St.	01/11/2026	*	40:00	11-13	.846	3-4	.750	3-4	.750	1	7	8	6.9	0	3	0	1	0	28	18.7	
at Michigan	01/15/2026	*	40:00	8-13	.615	2-4	.500	8-9	.889	1	4	5	6.8	2	1	0	2	1	26	19.1	
Northwestern	01/18/2026	*	40:00	10-24	.417	0-6	.000	9-10	.900	4	5	9	6.9	1	3	1	0	1	29	19.6	
at Nebraska	01/24/2026	*	40:00	9-15	.600	1-3	.333	3-4	.750	1	5	6	6.9	3	2	5	1	2	22	19.8	
Totals			20	693:38	142-269	.528	28-77	.364	83-95	.874	40	98	138	6.9	41	35	37	9	12	395	19.8

Player Averages

Games Played	Minutes/game	Points/game	FG Pct	3FG Pct	FT Pct	Rebounds/game	Assists/game	Turnovers/game	Assist/Turnover ratio	Steals/game	Blocks/game
20	34.7	19.8	52.8	36.4	87.4	6.9	1.8	1.9	0.9	0.6	0.5

CAREER NUMBERS

				Field Goals		3-Point		F-Throws		Rebounds										Scoring	
SEASON	TEAM	GP-GS	MIN/AVG	FG-FGA	FG%	3FG-3FGA	3FG%	FT-FTA	FT%	OFF	DEF	TOT	AVG	PF-FO	A	TO	BLK	STL	PTS	AVG	
2024-25	Illini	25-6	646/25.9	85-180	.472	35-88	.398	21-27	.778	23	55	78	3.1	49-0	18	40	5	10	226	9.0	
2025-26	Illini	20-20	694/34.7	142-269	.528	28-77	.364	83-95	.874	40	98	138	6.9	41-0	35	37	9	12	395	19.8	
TOTAL		45-26	1340/29.8	227-449	.506	63-165	.382	104-122	.852	63	153	216	4.8	90-0	53	77	14	22	621	13.8	





GISELA SEGURA
CERVERA, SPAIN | INSTITUT JOAQUIM BLUME | LIU

24 **Grad Forward**
5-11

SEASON & CAREER HIGHS

SEASON			CAREER		
NUM.	OPPONENT/DATE	STAT	OPPONENT/DATE	NUM.	
3	Bellarmine (12/2/25)	POINTS	at Le Moyne (2/22/25)	10	
1	3x, MR Jackson St. (12/19/25)	REBOUNDS	Mercyhurst (1/25/25)	6	
-	-	ASSISTS	Mercyhurst (1/25/25)	4	
-	-	BLOCKS	Wagner (2/6/25)	2	
-	-	STEALS	FDU (3/1/25)	2	
8	Bellarmine (12/2/25)	MINUTES	at Le Moyne (2/22/25)	37	
1	Bellarmine (12/2/25)	FG MADE	at Le Moyne (2/22/25)	5	
-	-	3FG MADE	at Wagner (2/27/25)	1	

QUICK HITS

- » Born Dec. 10, 2002
 - » Daughter of Elisabet Segura Marin
 - » Has one brother, Paul
 - » Graduated from INS Joaquim Blume in Barcelona in 2020
 - » Master's: Recreation, Sport & Tourism
 - » Bachelor's: Educational Studies (FPU)
-
- » Illinois debut: 1r, 2 mins vs. SEMO (11/4/25)
-
- » Played 2024-25 at LIU
 - » Started 20 games across 22 played
 - » Season-high 10 points at Le Moyne
 - » Played 2020-24 at Franklin Pierce (D2)
 - » Started 56 of 60 games played at FPU
 - » 2021-22 NE10 All-Rookie Team
 - » D2 career-high 22 pts at S. Conn. St. (1/19/22)
 - » Redshirted junior season due to injury

GAME-BY-GAME STATS

Opponent	Date	GS	MIN	Total		3-Pointers		Free throws		Rebounds				PF	A	TO	BLK	STL	PTS	AVG
				FG-FGA	PCT	3FG-3FGA	PCT	FT-FTA	PCT	OFF	DEF	TOT	AVG							
Southeast Mo. St.	11/04/2025		01:49	0-1	.000	0-0	.000	0-0	.000	0	1	1	1.0	0	0	0	0	0	0	0.0
Murray St.	11/18/2025		01:07	0-1	.000	0-0	.000	0-0	.000	0	0	0	0.5	0	0	0	0	0	0	0.0
Le Moyne	11/30/2025		03:12	0-1	.000	0-0	.000	0-0	.000	1	0	1	0.7	0	0	0	0	0	0	0.0
Bellarmine	12/02/2025		08:21	1-1	1.000	0-0	.000	1-1	1.000	0	0	0	0.5	0	0	0	0	0	3	0.8
Jackson St.	12/19/2025		02:08	0-0	.000	0-0	.000	0-0	.000	0	1	1	0.6	0	0	0	0	0	0	0.6
Totals		0	16:37	1-4	.250	0-0	.000	1-1	1.000	1	2	3	0.6	0	0	0	0	0	3	0.6

Player Averages

Games Played	Minutes/ game	Points/ game	FG Pct	3FG Pct	FT Pct	Rebounds/ game	Assists/ game	Turnovers/ game	Assist/Turnover ratio	Steals/ game	Blocks/ game
5	3.3	0.6	25.0	0.0	100.0	0.6	0.0	0.0	0.0	0.0	0.0

CAREER NUMBERS

				Field Goals		3-Point		F-Throws		Rebounds									Scoring	
SEASON	TEAM	GP-GS	MIN/AVG	FG-FGA	FG%	3FG-3FGA	3FG%	FT-FTA	FT%	OFF	DEF	TOT	AVG	PF-FO	A	TO	BLK	STL	PTS	AVG
2020-21	FPU	2-1	24/11.9	1-5	.200	0-1	.000	0-0	.000	0	1	1	0.5	3-0	0	5	0	1	2	1.0
2021-22	FPU	27-26	832/30.8	92-247	.372	30-76	.395	17-26	.654	36	103	139	5.1	59-1	58	70	15	51	231	8.6
2023-24	FPU	31-29	781/25.2	74-219	.338	7-60	.117	26-39	.667	46	77	123	4.0	53-1	61	64	9	55	181	5.8
2024-25	LIU	22-20	602/27.4	47-129	.364	9-41	.220	9-17	.529	21	46	67	3.0	44-1	28	39	11	23	112	5.1
2025-26	Illini	5-0	17/3.3	1-4	.250	0-0	.000	1-1	1.000	1	2	3	0.6	0-0	0	0	0	0	3	0.6
TOTAL FOR Illini		5-0	17/3.3	1-4	.250	0-0	.000	1-1	1.000	1	2	3	0.6	0-0	0	0	0	0	3	0.6
TOTAL		87-76	2256/25.9	215-604	.356	46-178	.258	53-83	.639	104	229	333	3.8	159-3	147	178	35	130	529	6.1





HAYVEN SMITH
FRANKFORT, ILL. | LINCOLN-WAY EAST HS

25
So.
Center
6-6

SEASON & CAREER HIGHS

SEASON			CAREER		
NUM.	OPPONENT/DATE	STAT	OPPONENT/DATE	NUM.	
2	SEMO (11/4/25)	POINTS	Le Moyne (11/18/24)	3	
3	Bellarmino (12/2/25)	REBOUNDS	EIU (11/14/24)	6	
-	-	ASSISTS	2x, MR at Wisconsin (2/9/25)	1	
1	SEMO (11/4/25)	BLOCKS	at UCLA (2/20/25)	2	
-	-	STEALS	-	-	
10	SEMO (11/4/25)	MINUTES	Purdue (1/27/25)	15	
-	-	FG MADE	4x, MR at UCLA (2/20/25)	1	
-	-	3FG MADE	-	-	

QUICK HITS

- » Born Nov. 3, 2005
 - » Parents are Greg & Tammy
 - » 3 siblings: Hailey, Hunter, Hannah
 - » Dad played football at Vanderbilt
 - » Hannah played WBB at IL Wesleyan
 - » Major: Recreation, Sport & Tourism
-
- » Illinois debut: 2 pt, 6 reb, 1 ast, 14 mins
-
- » 4x basketball, 3x volleyball letterwinner
 - » IBCA All-State, Illinois AP All-State, and Southtown All-Area honors as a junior
 - » Scored 1,000+ points in high school
 - » 2024 Herald-News Player of the Year
 - » 2024 SWSC Blue co-Athlete of the Year
 - » 2024 Illinois 4A Girls AP All-State HM
 - » 2024 IBCA Class 4A All-State 2nd Team

GAME-BY-GAME STATS

Opponent	Date	GS	MIN	Total		3-Pointers		Free throws		Rebounds				PF	A	TO	BLK	STL	PTS	AVG
				FG-FGA	PCT	3FG-3FGA	PCT	FT-FTA	PCT	OFF	DEF	TOT	AVG							
Southeast Mo. St.	11/04/2025		10:19	0-0	.000	0-0	.000	2-2	1.000	0	1	1	1.0	2	0	0	1	0	2	2.0
Illinois St.	11/09/2025		00:11	0-0	.000	0-0	.000	0-0	.000	0	0	0	0.5	0	0	0	0	0	0	1.0
at Oregon St.	11/14/2025		02:15	0-1	.000	0-0	.000	0-0	.000	0	0	0	0.3	0	0	0	0	0	0	0.7
Murray St.	11/18/2025		01:07	0-0	.000	0-0	.000	0-0	.000	0	0	0	0.3	0	0	0	0	0	0	0.5
Western Ky.	11/26/2025		03:16	0-0	.000	0-0	.000	0-0	.000	0	0	0	0.2	0	0	0	0	0	0	0.4
Le Moyne	11/30/2025		05:04	0-1	.000	0-0	.000	0-0	.000	0	0	0	0.2	0	0	0	0	0	0	0.3
Bellarmino	12/02/2025		08:16	0-2	.000	0-0	.000	0-0	.000	1	2	3	0.6	2	0	1	0	0	0	0.3
North Texas	12/14/2025		03:48	0-0	.000	0-0	.000	0-0	.000	0	0	0	0.5	0	0	0	0	0	0	0.3
Jackson St.	12/19/2025		03:08	0-0	.000	0-0	.000	0-0	.000	0	0	0	0.4	0	0	0	0	0	0	0.2
at Penn St.	01/11/2026		05:36	0-0	.000	0-0	.000	0-0	.000	0	2	2	0.6	1	0	0	0	0	0	0.2
at Nebraska	01/24/2026		01:33	0-0	.000	0-0	.000	0-0	.000	0	0	0	0.5	0	0	0	0	0	0	0.2
Totals		0	44:33	0-4	.000	0-0	.000	2-2	1.000	1	5	6	0.5	5	0	1	1	0	2	0.2

Player Averages

Games Played	Minutes/game	Points/game	FG Pct	3FG Pct	FT Pct	Rebounds/game	Assists/game	Turnovers/game	Assist/Turnover ratio	Steals/game	Blocks/game
11	4.0	0.2	0.0	0.0	100.0	0.5	0.0	0.1	0.0	0.0	0.1

CAREER NUMBERS

				Field Goals		3-Point		F-Throws		Rebounds				Scoring						
SEASON	TEAM	GP-GS	MIN/AVG	FG-FGA	FG%	3FG-3FGA	3FG%	FT-FTA	FT%	OFF	DEF	TOT	AVG	PF-FO	A	TO	BLK	STL	PTS	AVG
2024-25	Illini	17-0	94/5.5	4-8	.500	0-0	.000	6-11	.545	8	16	24	1.4	13-1	3	3	2	0	14	0.8
2025-26	Illini	11-0	45/4.0	0-4	.000	0-0	.000	2-2	1.000	1	5	6	0.5	5-0	0	1	1	0	2	0.2
TOTAL		28-0	139/5.0	4-12	.333	0-0	.000	8-13	.615	9	21	30	1.1	18-1	3	4	3	0	16	0.6





CEARAH PARCHMENT

Whitby, Ontario, Canada. | Fort Erie Int. Academy

30

Fr.
Forward
6-3

SEASON & CAREER HIGHS

SEASON			CAREER		
NUM.	OPPONENT/DATE	STAT	OPPONENT/DATE	NUM.	
25	at Nebraska (1/24/26)	POINTS	SAME		
13	Indiana (12/6/25)	REBOUNDS	SAME		
4	Illinois St. (11/9/25)	ASSISTS	SAME		
3	Maryland (1/1/26)	BLOCKS	SAME		
10	Le Moyne (11/30/25)	STEALS	SAME		
37	Maryland (1/1/26)	MINUTES	SAME		
10	at Nebraska (1/24/26)	FG MADE	SAME		
4	at Oregon St. (11/14/25)	3FG MADE	SAME		

QUICK HITS

- » Born July 4, 2007
- » Parents are Kevin & Loriann
- » Older brother, Aiden
- » Joined the Illini in Jan. 2025
- » Major: Undeclared
- » Illinois debut: 8p, 3r vs. SEMO (11/4/25)
- » 2nd pts-stls double-double in program history
- » Big Ten Freshman of the Week (12/8, 1/5)
- » 4-star ranked No. 40 in ESPNW's Hoop-Gurlz rankings
- » 4-star ranked No. 49 and No. 12 at her position by 247Sports
- » Helped Canada to silver at the 2024 FIBA U17s and 2023 U16 Americas
- » Repped Canada at 2025 U19 World Cup

GAME-BY-GAME STATS

Opponent	Date	GS	MIN	Total		3-Pointers		Free throws		Rebounds				PF	A	TO	BLK	STL	PTS	AVG	
				FG	PCT	3FG	PCT	FT	PCT	OFF	DEF	TOT	AVG								
Southeast Mo. St.	11/04/2025	*	11:24	3-4	.750	0-0	.000	2-2	1.000	1	2	3	3.0	5	0	0	0	1	8	8.0	
Illinois St.	11/09/2025	*	33:16	3-14	.214	1-4	.250	2-2	1.000	1	8	9	6.0	1	4	1	1	1	9	8.5	
at Oregon St.	11/14/2025	*	34:27	5-10	.500	4-6	.667	0-2	.000	1	5	6	6.0	1	1	1	0	0	14	10.3	
Murray St.	11/18/2025	*	25:40	4-8	.500	0-4	.000	2-3	.667	1	10	11	7.3	4	0	3	0	2	10	10.3	
at Florida St.	11/23/2025	*	17:51	3-5	.600	2-2	1.000	0-0	.000	1	5	6	7.0	3	0	1	0	0	8	9.8	
Western Ky.	11/26/2025	*	24:27	1-2	.500	0-0	.000	5-7	.714	4	4	8	7.2	3	1	2	0	1	7	9.3	
Le Moyne	11/30/2025	*	23:43	6-9	.667	0-0	.000	5-5	1.000	2	5	7	7.1	2	0	1	1	10	17	10.4	
Bellarmine	12/02/2025	*	21:20	6-12	.500	0-2	.000	4-4	1.000	6	6	12	7.8	1	3	1	0	3	16	11.1	
Indiana	12/06/2025	*	27:14	6-15	.400	2-2	1.000	1-1	1.000	4	9	13	8.3	3	2	2	0	1	15	11.6	
at Missouri	12/10/2025	*	29:49	4-9	.444	0-1	.000	1-2	.500	0	8	8	8.3	2	1	1	1	2	9	11.3	
North Texas	12/14/2025	*	23:08	2-4	.500	0-0	.000	2-4	.500	2	3	5	8.0	3	2	0	1	2	6	10.8	
Jackson St.	12/19/2025	*	21:15	4-8	.500	1-3	.333	2-2	1.000	2	5	7	7.9	3	0	1	1	3	11	10.8	
at Purdue	12/28/2025	*	27:50	2-3	.667	0-0	.000	10-11	.909	4	4	8	7.9	2	2	4	0	3	14	11.1	
Maryland	01/01/2026	*	36:34	4-10	.400	1-3	.333	8-10	.800	4	4	8	7.9	4	1	3	3	3	17	11.5	
at Michigan St.	01/04/2026	*	27:14	2-5	.400	0-0	.000	2-2	1.000	3	2	5	7.7	2	1	2	1	1	6	11.1	
Ohio St.	01/07/2026	*	31:18	8-14	.571	0-2	.000	4-4	1.000	3	5	8	7.8	2	2	1	0	0	20	11.7	
at Penn St.	01/11/2026	*	24:20	3-6	.500	1-1	1.000	4-4	1.000	3	4	7	7.7	5	1	5	0	1	11	11.6	
at Michigan	01/15/2026	*	26:11	2-4	.500	0-1	.000	2-3	.667	4	4	8	7.7	3	2	3	2	0	6	11.3	
Northwestern	01/18/2026	*	22:13	2-6	.333	1-2	.500	5-6	.833	5	6	11	7.9	1	0	3	0	0	10	11.3	
at Nebraska	01/24/2026	*	27:38	10-17	.588	2-4	.500	3-4	.750	6	5	11	8.1	4	0	2	0	1	25	12.0	
Totals			20	516:52	80-165	.485	15-37	.405	64-78	.821	57	104	161	8.1	54	23	37	11	35	239	12.0

Player Averages

Games Played	Minutes/game	Points/game	FG Pct	3FG Pct	FT Pct	Rebounds/game	Assists/game	Turnovers/game	Assist/Turnover ratio	Steals/game	Blocks/game
20	25.8	12.0	48.5	40.5	82.1	8.1	1.2	1.9	0.6	1.8	0.6

CAREER NUMBERS

				Field Goals		3-Point		F-Throws		Rebounds									Scoring	
SEASON	TEAM	GP-GS	MIN/AVG	FG-FGA	FG%	3FG-3FGA	3FG%	FT-FTA	FT%	OFF	DEF	TOT	AVG	PF-FO	A	TO	BLK	STL	PTS	AVG
2025-26	Illini	20-20	517/25.8	80-165	.485	15-37	.405	64-78	.821	57	104	161	8.1	54-2	23	37	11	35	239	12.0
TOTAL		20-20	517/25.8	80-165	.485	15-37	.405	64-78	.821	57	104	161	8.1	54-2	23	37	11	35	239	12.0





MADDIE WEBBER
BRIDGEVILLE, PA. | SOUTH FAYETTE HS | VILLANOVA

34 Jr.
Guard
5-11

SEASON & CAREER HIGHS

SEASON			CAREER		
NUM.	OPPONENT/DATE	STAT	OPPONENT/DATE	NUM.	
26	at Penn St. (1/11/26)	POINTS	at DePaul (2/12/25)	30	
7	Ohio St. (1/7/26)	REBOUNDS	Ohio St. (1/7/26)	7	
4	2x, MR Jackson St. (12/19/25)	ASSISTS	vs. Marquette (3/8/25)	5	
2	2x, MR at Nebraska (1/24/26)	BLOCKS	James Madison (12/15/24)	3	
2	Le Moyne (11/30/25)	STEALS	2x, MR Penn (11/20/25)	3	
33	2x, MR at Nebraska (1/24/26)	MINUTES	Georgetown (2/19/25)	39	
10	at Penn St. (1/11/26)	FG MADE	at DePaul (2/12/25)	12	
5	at Penn St. (1/11/26)	3FG MADE	2x, MR at Penn St. (1/11/26)	5	

QUICK HITS

- » Born May 25, 2005
- » Parents are Matt & MaryAnn
- » Has one sister
- » Major: Communication
- » Illinois debut: 16p, 1r vs. SEMO (11/4/25)
- » Played FR & SO seasons at Villanova
- » 2025 All-B1G EAST 2nd Team
- » 2025 Philadelphia All-Big 5 2nd Team
- » 2025 CSC Academic All-District
- » Started all 36 games at Villanova as a SO
- » 2024 BIG EAST All-Rookie Team
- » 29 appearances & 11 starts as a FR
- » McDonald's All American Game nominee
- » 2023 Pittsburgh Post-Gazette PotY
- » 2023 Pittsburgh Tribune Live PotY
- » 2023 First Team All-State
- » 2022 Second Team All-State

GAME-BY-GAME STATS

Opponent	Date	GS	MIN	Total		3-Pointers		Free throws		Rebounds				PF	A	TO	BLK	STL	PTS	AVG
				FG-FGA	PCT	3FG-3FGA	PCT	FT-FTA	PCT	OFF	DEF	TOT	AVG							
Southeast Mo. St.	11/04/2025		27:33	6-11	.545	2-3	.667	2-4	.500	0	1	1	1.0	3	0	0	0	1	16	16.0
Illinois St.	11/09/2025		13:29	3-5	.600	0-1	.000	0-0	.000	1	0	1	1.0	2	0	1	0	0	6	11.0
at Oregon St.	11/14/2025		14:28	0-3	.000	0-2	.000	0-0	.000	2	0	2	1.3	1	1	2	0	0	0	7.3
Murray St.	11/18/2025		21:20	3-8	.375	1-4	.250	0-0	.000	0	2	2	1.5	1	1	1	2	0	7	7.3
at Florida St.	11/23/2025		25:46	4-8	.500	3-5	.600	2-2	1.000	0	4	4	2.0	1	2	1	0	0	13	8.4
Western Ky.	11/26/2025		28:57	6-9	.667	4-6	.667	0-0	.000	1	1	2	2.0	3	2	2	0	1	16	9.7
Le Moyne	11/30/2025		23:18	4-8	.500	3-6	.500	4-4	1.000	2	1	3	2.1	0	3	0	1	2	15	10.4
Bellarmine	12/02/2025		19:01	4-10	.400	1-4	.250	0-2	.000	1	4	5	2.5	1	3	2	1	0	9	10.3
Indiana	12/06/2025		21:28	8-11	.727	0-1	.000	0-0	.000	1	0	1	2.3	1	4	1	0	1	16	10.9
at Missouri	12/10/2025		23:04	5-10	.500	1-5	.200	0-0	.000	0	3	3	2.4	3	0	0	0	1	11	10.9
North Texas	12/14/2025		33:28	5-8	.625	3-4	.750	3-4	.750	0	4	4	2.5	2	3	2	0	0	16	11.4
Jackson St.	12/19/2025		25:28	5-10	.500	2-3	.667	0-0	.000	1	1	2	2.5	0	4	0	0	0	12	11.4
at Purdue	12/28/2025		21:59	4-8	.500	3-5	.600	1-2	.500	0	2	2	2.5	1	1	2	0	0	12	11.5
Maryland	01/01/2026		22:20	1-5	.200	0-0	.000	0-0	.000	0	1	1	2.4	4	0	0	0	0	2	10.8
at Michigan St.	01/04/2026		27:55	8-13	.615	4-8	.500	2-3	.667	1	1	2	2.3	2	1	0	0	1	22	11.5
Ohio St.	01/07/2026		28:06	3-11	.273	0-2	.000	3-3	1.000	1	6	7	2.6	4	3	4	0	0	9	11.4
at Penn St.	01/11/2026		26:56	10-15	.667	5-8	.625	1-1	1.000	0	3	3	2.6	0	1	1	0	0	26	12.2
at Michigan	01/15/2026	*	24:50	1-9	.111	1-5	.200	0-0	.000	1	3	4	2.7	4	1	1	0	1	3	11.7
Northwestern	01/18/2026		24:43	1-10	.100	1-3	.333	0-0	.000	1	4	5	2.8	0	1	1	0	0	3	11.3
at Nebraska	01/24/2026		32:42	4-14	.286	1-4	.250	2-2	1.000	1	1	2	2.8	5	3	2	2	1	11	11.3
Totals			1 486:49	85-186	.457	35-79	.443	20-27	.741	14	42	56	2.8	38	34	23	6	9	225	11.3

Player Averages

Games Played	Minutes/game	Points/game	FG Pct	3FG Pct	FT Pct	Rebounds/game	Assists/game	Turnovers/game	Assist/Turnover ratio	Steals/game	Blocks/game
20	24.3	11.3	45.7	44.3	74.1	2.8	1.7	1.2	1.5	0.5	0.3

CAREER NUMBERS

SEASON	TEAM	GP-GS	MIN/AVG	Field Goals		3-Point		F-Throws		Rebounds				Scoring						
				FG-FGA	FG%	3FG-3FGA	3FG%	FT-FTA	FT%	OFF	DEF	TOT	AVG	PF-FO	A	TO	BLK	STL	PTS	AVG
2023-24	VU	29-11	707/24.4	87-234	.372	29-109	.266	21-29	.724	28	49	77	2.7	48-1	29	37	6	15	224	7.7
2024-25	VU	36-36	1191/33.1	188-484	.388	57-187	.305	45-58	.776	22	83	105	2.9	77-0	80	83	20	30	478	13.3
2025-26	Illini	20-1	487/24.3	85-186	.457	35-79	.443	20-27	.741	14	42	56	2.8	38-1	34	23	6	9	225	11.3
TOTAL FOR Illini		20-1	487/24.3	85-186	.457	35-79	.443	20-27	.741	14	42	56	2.8	38-1	34	23	6	9	225	11.3
TOTAL		85-48	2385/28.1	360-904	.398	121-375	.323	86-114	.754	64	174	238	2.8	163-2	143	143	32	54	927	10.9





LETY VASCONCELOS
BAHIA, BRAZIL | MONTVERDE ACADEMY | BAYLOR

35
R-So.
Center
6-7

SEASON & CAREER HIGHS

SEASON			CAREER		
NUM.	OPPONENT/DATE	STAT	OPPONENT/DATE	NUM.	
8	2x, MR Northwestern (1/18/26)	POINTS	2x, MR Northwestern (1/18/26)	8	
9	at Florida St. (11/23/25)	REBOUNDS	at Florida St. (11/23/25)	9	
2	3x, MR Northwestern (1/18/26)	ASSISTS	4x, MR Northwestern (1/18/26)	2	
5	at Florida St. (11/23/25)	BLOCKS	at Florida St. (11/23/25)	5	
2	at Florida St. (11/23/25)	STEALS	at Florida St. (11/23/25)	2	
24	at Florida St. (11/23/25)	MINUTES	at Florida St. (11/23/25)	24	
4	at Florida St. (11/23/25)	FG MADE	at Florida St. (11/23/25)	4	
-	-	3PPG MADE	-	-	

QUICK HITS

- » Born Jan. 5, 2005
- » 3x member of Brazilian national team
- » Won S. American Championship in 2020
- » Major: undeclared
- » Illinois debut: 7p, 6r vs. SEMO (11/4/25)
- » Redshirted the 2024-25 season due to torn ACL
- » Played freshman year at Baylor
- » Appeared in 17 games as only freshman
- » Grabbed 6 rebounds against Houston
- » Averaged 1.1 points & 2.1 rebounds
- » Played JR, SR years at Montverde Academy
- » Ranked No. 6 in her position & No. 36 overall in the 2023 class by ESPN HoopGurlz
- » Won back-to-back GEICO High School National Championships with Montverde
- » Led team as senior w/6.6 rbg & 1.0 bpg
- » Also attended Holy Spirit Prep (Atlanta, Ga.) & Hamilton Heights Christian Academy (Chattanooga, Tenn.)

GAME-BY-GAME STATS

Opponent	Date	GS	MIN	Total		3-Pointers		Free throws		Rebounds				PF	A	TO	BLK	STL	PTS	AVG
				FG-FGA	PCT	3FG-3FGA	PCT	FT-FTA	PCT	OFF	DEF	TOT	AVG							
Southeast Mo. St.	11/04/2025		12:36	2-4	.500	0-0	.000	3-4	.750	1	5	6	6.0	5	0	3	0	0	7	7.0
Illinois St.	11/09/2025		13:57	2-3	.667	0-0	.000	1-2	.500	1	2	3	4.5	0	1	0	0	0	5	6.0
at Oregon St.	11/14/2025		11:46	0-0	.000	0-0	.000	0-2	.000	2	2	4	4.3	0	1	0	0	0	0	4.0
Murray St.	11/18/2025		06:59	1-3	.333	0-0	.000	0-0	.000	1	1	2	3.8	2	2	0	0	0	2	3.5
at Florida St.	11/23/2025		23:54	4-5	.800	0-0	.000	0-0	.000	2	7	9	4.8	2	1	0	5	2	8	4.4
Western Ky.	11/26/2025		06:15	0-0	.000	0-0	.000	0-0	.000	0	2	2	4.3	0	0	1	0	0	0	3.7
Le Moyne	11/30/2025		13:18	2-4	.500	0-0	.000	0-0	.000	1	0	1	3.9	0	0	0	2	0	4	3.7
Bellarmino	12/02/2025		14:53	3-7	.429	0-0	.000	0-0	.000	5	2	7	4.3	0	0	1	1	0	6	4.0
Indiana	12/06/2025		10:44	2-2	1.000	0-0	.000	0-0	.000	0	1	1	3.9	1	2	1	0	0	4	4.0
at Missouri	12/10/2025		18:41	3-5	.600	0-0	.000	0-0	.000	1	2	3	3.8	2	0	1	1	0	6	4.2
North Texas	12/14/2025		13:51	0-1	.000	0-0	.000	2-2	1.000	0	1	1	3.5	4	1	2	0	1	2	4.0
Jackson St.	12/19/2025		13:00	2-2	1.000	0-0	.000	2-2	1.000	1	5	6	3.8	4	1	2	1	0	6	4.2
at Purdue	12/28/2025		12:11	1-2	.500	0-0	.000	0-0	.000	0	4	4	3.8	4	0	1	0	0	2	4.0
Maryland	01/01/2026		05:50	0-1	.000	0-0	.000	0-0	.000	1	2	3	3.7	1	0	1	0	0	0	3.7
at Michigan St.	01/04/2026		07:12	0-1	.000	0-0	.000	0-0	.000	0	0	0	3.5	1	0	0	0	0	0	3.5
Ohio St.	01/07/2026		06:43	2-3	.667	0-0	.000	0-0	.000	0	0	0	3.3	2	0	4	0	0	4	3.5
at Penn St.	01/11/2026		09:17	1-2	.500	0-0	.000	2-2	1.000	1	1	2	3.2	3	0	0	1	0	4	3.5
at Michigan	01/15/2026		05:42	2-3	.667	0-0	.000	0-0	.000	0	2	2	3.1	0	0	0	0	0	4	3.6
Northwestern	01/18/2026		13:42	3-4	.750	0-0	.000	2-3	.667	4	1	5	3.2	3	2	0	1	0	8	3.8
at Nebraska	01/24/2026		07:45	0-1	.000	0-0	.000	0-0	.000	0	0	0	3.1	2	0	1	0	0	0	3.6
Totals			0 228:16	30-53	.566	0-0	.000	12-17	.706	21	40	61	3.1	36	11	18	12	3	72	3.6

Player Averages

Games Played	Minutes/game	Points/game	FG Pct	3FG Pct	FT Pct	Rebounds/game	Assists/game	Turnovers/game	Assist/Turnover ratio	Steals/game	Blocks/game
20	11.4	3.6	56.6	0.0	70.6	3.1	0.6	0.9	0.6	0.2	0.6

CAREER NUMBERS

				Field Goals		3-Point		F-Throws		Rebounds				Scoring						
SEASON	TEAM	GP-GS	MIN/AVG	FG-FGA	FG%	3FG-3FGA	3FG%	FT-FTA	FT%	OFF	DEF	TOT	AVG	PF-FO	A	TO	BLK	STL	PTS	AVG
2023-24	Baylor	17-0	99/5.8	6-19	.316	0-0	.000	6-14	.429	13	23	36	2.1	16-0	3	14	7	1	18	1.1
2025-26	Illini	20-0	228/11.4	30-53	.566	0-0	.000	12-17	.706	21	40	61	3.1	36-1	11	18	12	3	72	3.6
TOTAL FOR Illini		20-0	228/11.4	30-53	.566	0-0	.000	12-17	.706	21	40	61	3.1	36-1	11	18	12	3	72	3.6
TOTAL		37-0	327/8.8	36-72	.500	0-0	.000	18-31	.581	34	63	97	2.6	52-1	14	32	19	4	90	2.4



2025-26 ILLINOIS WOMEN'S BASKETBALL ROSTER

NO.	NAME	HT.	POS.	YR.	HOMETOWN (HS/PREVIOUS COLLEGE)
1	Aaliyah Guyton	5-7	G	So.	Peoria, Ill. (Peoria HS/Iowa)
2	Destiny Jackson	5-6	G	Fr.	Chicago, Ill. (Whitney Young Magnet HS)
3	Erica Finney	6-0	G	Fr.	Sydney, Australia (Cammeraygal HS)
4	Gretchen Dolan	5-11	G	R-So.	Buffalo, N.Y. (Williamsville South HS)
6	Irene Noya Catoira	6-3	F	So.	Vilagarcía de Arousa, Pontevedra, Spain (Institut Joaquim Blume)
8	Jasmine Brown-Hagger	5-9	G	Jr.	Shorewood, Ill. (Example Academy/Mississippi State)
11	Manuella Alves	6-3	F	Fr.	Rio de Janeiro, Brazil (IMG Academy)
12	Mia Zenere	5-11	G	So.	Mokena, Ill. (Example Academy)
21	Naomi Benson	6-2	F	Fr.	Streetsboro, Ohio (Streetsboro HS)
23	Berry Wallace	6-1	F	So.	Pickerington, Ohio (Pickerington Central HS)
24	Gisela Segura	5-11	F	Gr.	Cervera, Spain (Institut Joaquim Blume/Franklin Pierce/LIU)
25	Hayven Smith	6-6	C	So.	Frankfort, Ill. (Lincoln-Way East HS)
30	Cearah Parchment	6-3	F	Fr.	Whitby, Ontario, Canada (Fort Erie International Academy)
34	Maddie Webber	5-11	G	Jr.	Bridgeville, Pa. (South Fayette HS/Villanova)
35	Lety Vasconcelos	6-7	C	R-So.	Miguel Calmon, Bahia, Brazil (Montverde Academy FL/Baylor)

COACHING STAFF

Head Coach: Shauna Green (12th year overall, 4th season at Illinois)

Associate Head Coach: Calamity McEntire (4th season at Illinois)

Assistant Coaches: DeAntoine Beasley (4th season at Illinois), Britney Anderson (3rd season at Illinois), Jackie Alexander (1st season at Illinois)

Director of Recruiting Operations/Assistant Coach: Emily Durr (4th season)

Director of Operations: Maya Solomon (4th season)

Video & Scouting Operations Coordinator: Justin Peak (5th season)

Assistant Director Scouting & Video: Zachary Choo (1st season)

Athletic Trainer: Autumn Taylor (7th season)

Strength & Conditioning Coach: Kilee Fletcher (9th season)

PRONUNCIATION GUIDE

AALIYAH GUYTON	uh-LEE-uh GUY-ton	Maddie WEBBER	WEB-ur
Erica FINNEY	finn-EE	Lety VASCONCELOS	vas-con-cell-OHS
Gretchen DOLAN	DOH-lan		
Irene NOYA CATOIRA ...	NOY-uh cuh-TOYD-uh		
Jasmine Brown-HAGGER	HAG-ur	DEANTOINE Beasley	dee-AN-twon
Manuella ALVES	AL-vez	MAYA Solomon	MY-uh
MIA ZENERE	ME-uh zen-AIR-ee		
GISELA SEGURA	jih-SELL-uh seh-GOO-ruh		
CEARAH Parchment	see-ARR-uh		

ROSTER BREAKDOWN

BY ELIGIBILITY

Grad Student (1): Gisela Segura

Seniors (0):

Juniors (2): Jasmine Brown-Hagger
..... Maddie Webber

Redshirt Sophomores (2): Lety Vasconcelos
..... Gretchen Dolan

Sophomores (5): Aaliyah Guyton
..... Irene Noya Catoira
..... Hayven Smith
..... Berry Wallace
..... Mia Zenere

Freshmen (5): Manuella Alves
..... Naomi Benson
..... Erica Finney
..... Destiny Jackson
..... Cearah Parchment

BY STATE/COUNTRY

Illinois (5): Jasmine Brown-Hagger
..... Aaliyah Guyton
..... Destiny Jackson
..... Hayven Smith
..... Mia Zenere

New York (1): Gretchen Dolan

Ohio (2): Naomi Benson
..... Berry Wallace

Pennsylvania (1): Maddie Webber

Australia (1): Erica Finney

Brazil (2): Manuella Alves
..... Lety Vasconcelos

Canada (1): Cearah Parchment

Spain (2): Irene Noya Catoira
..... Gisela Segura





AALIYAH GUYTON
SO. | GUARD | 5'7"
PEORIA, ILL.
IOWA



DESTINY JACKSON
FR. | GUARD | 5'6"
CHICAGO, ILL.
WHITNEY YOUNG MAGNET HS



ERICA FINNEY
FR. | GUARD | 6'0"
SYDNEY, AUSTRALIA
CAMMERAYGAL HS



GRETCHEN DOLAN
R-SO. | GUARD | 5'11"
BUFFALO, N.Y.
WILLIAMSVILLE SOUTH HS



IRENE NOYA CATOIRA
SO. | FORWARD | 6'3"
VILAGARCIA DE AROUSA, PONTEVEDRA, SPAIN
INSTITUT JOAQUIM BLUME



JASMINE BROWN-HAGGER
JR. | GUARD | 5'9"
SHOREWOOD, ILL.
MISSISSIPPI STATE



MANUELLA ALVES
FR. | FORWARD | 6'3"
RIO DE JANEIRO, BRAZIL
IMG ACADEMY



MIA ZENERE
SO. | GUARD | 5'11"
MOKENA, ILL.
EXAMPLE ACADEMY



NAOMI BENSON
FR. | FORWARD | 6'2"
STREETSBORO, OHIO
STREETSBORO HS



BERRY WALLACE
SO. | FORWARD | 6'1"
PICKERINGTON, OHIO
PICKERINGTON CENTRAL HS



GISELA SEGURA
GRAD | FORWARD | 5'11"
CERVERA, SPAIN
LIU



HAYVEN SMITH
SO. | CENTER | 6'6"
FRANKFORT, ILL.
LINCOLN-WAY EAST HS



CEARAH PARCHMENT
FR. | FORWARD | 6'3"
WHITBY, ONTARIO, CANADA
FORT ERIE INTERNATIONAL ACADEMY



MADDIE WEBBER
JR. | GUARD | 5'11"
BRIDGEVILLE, PA.
VILLANOVA



LETY VASCONCELOS
R-SO. | CENTER | 6'7"
MIGUEL CALMON, BAHIA, BRAZIL
BAYLOR



SHAUNA GREEN
HEAD COACH
4TH YEAR AT ILLINOIS
12TH YEAR OVERALL



CALAMITY MCENTIRE
ASSOCIATE HEAD COACH
4TH YEAR AT ILLINOIS



DEANTOINÉ BEASLEY
ASSISTANT COACH
4TH YEAR AT ILLINOIS



BRITNEY ANDERSON
ASSISTANT COACH
3RD YEAR AT ILLINOIS



EMILY DURR
ASSISTANT COACH
4TH YEAR AT ILLINOIS



JACKIE ALEXANDER
ASSISTANT COACH
1ST YEAR AT ILLINOIS