

# FIGHTING ILLINI

## 2025-26 UNIVERSITY OF ILLINOIS FIGHTING ILLINI BASKETBALL



Game 17 // #13<sup>AP</sup>/13 Illinois (13-3, 4-1 B1G) at Northwestern (8-8, 0-5 B1G)  
Wednesday, Jan. 14, 2026 // 7:30 p.m. CT // Evanston, Ill. // Welsh-Ryan Arena

TV: BTN – Cory Provus (Play-by-Play) & Steve Smith (Analyst)

Radio: Busey Bank Illini Sports Network – Brian Barnhart (Play-By-Play) & Doug Altenberger (Analyst)

### ILLINOIS 2025-26 SCHEDULE & RESULTS

DATE	OPPONENT	TIME/RESULT	TV
OCTOBER			
19	ILLINOIS STATE (EXH.)	W, 92-65	B1G+
NOVEMBER			
3	JACKSON STATE	W, 113-55	BTN
7	FLORIDA GULF COAST	W, 113-70	Peacock
11	#11 TEXAS TECH	W, 81-77	FS1
14	COLGATE	W, 84-65	B1G+
19	vs. #11 Alabama [1]	L, 86-90	FS1
22	LONG ISLAND	W, 98-58	B1G+
24	UT RIO GRANDE VALLEY	W, 87-73	BTN
28	vs. #5 UConn [2]	L, 61-74	FOX
DECEMBER			
6	vs. #13 Tennessee [3]	W, 75-62	ESPN
9	at Ohio State	W, 88-80	Peacock
13	#23 NEBRASKA	L, 80-83	Peacock
22	vs. Missouri [4]	W, 91-48	FS1
29	SOUTHERN	W, 90-55	BTN
JANUARY			
3	at Penn State [5]	W, 73-65	BTN
8	RUTGERS	W, 81-55	BTN
11	at #19 Iowa	W, 75-69.	FOX
14	at Northwestern	7:30 p.m.	BTN
17	MINNESOTA	11 a.m.	BTN
21	MARYLAND	6 p.m.	BTN
24	at #5 Purdue	2 p.m.	FOX
29	WASHINGTON	8 p.m.	FS1
FEBRUARY			
1	at #8 Nebraska	3 p.m.	FS1
4	NORTHWESTERN	8 p.m.	BTN
7	at #12 Michigan State	7 p.m.	FOX
10	WISCONSIN	7 p.m.	NBCSN/Peacock
15	INDIANA	12 p.m.	CBS
18	at USC	9 p.m.	BTN
21	at UCLA	7 p.m.	FOX
27	#4 MICHIGAN	7 p.m.	FOX
MARCH			
3	OREGON	8 p.m.	NBCSN/Peacock
8	at Maryland	2 p.m.	FOX
10-15 Big Ten Tournament [1]			

All Times Listed are Central

**BOLD** - State Farm Center, Champaign, Ill.

[1] – United Center, Chicago

[2] – SentinelOne Showdown, Madison Square Garden, New York

[3] – Music City Madness, Bridgestone Arena, Nashville

[4] – McBride Homes Braggins' Rights, Enterprise Center, St. Louis

[5] – The Palestra, Philadelphia

### ILLINOIS ATHLETICS COMMUNICATION

Address: 1700 S. Fourth St., Champaign, IL 61820

Associate AD (primary contact): Derrick Burson

Email: [burson@illinois.edu](mailto:burson@illinois.edu)

Cell: 217-766-7315

Associate Director (secondary contact): Danny Mattie

Email: [mattie2@illinois.edu](mailto:mattie2@illinois.edu)

Cell: 970-217-3140

Website: [FightingIllini.com](http://FightingIllini.com)

X/Instagram: @IlliniMBB

### FIGHTING ILLINI (BASED ON PREVIOUS GAME)

Pos.	No.	Name	Ht.	Wt.	Yr.	PPG	RPG	APG	Note
G	4	Kylan Boswell	6-2	215	Sr.	14.7	4.3	3.3	Illini active career leader with 1,173 points
G	23	Keaton Wagler	6-6	185	Fr.	15.7	5.2	3.8	Last 8 G: 17.9 ppg, 5.5 apg, 49% FG, 46% 3FG
G	2	Andrej Stojakovic	6-7	215	Jr.	14.5	4.4	1.0	12+ pts in 6 of last 7 G (14.1 ppg, 49% FG)
F	0	David Mirkovic	6-9	250	Fr.	12.4	8.6	2.8	1st 20-pt, 20-reb game by Illini since 1972
C	13	Tomislav Ivisic	7-1	255	Jr.	9.7	4.5	1.2	73 3FGs, 1st nationally by 7-footer since '24-25

### OFF THE BENCH

Pos.	No.	Name	Ht.	Wt.	Yr.	PPG	RPG	APG	Note
G	1	Brandon Lee	6-4	195	Fr.	2.4	0.9	0.4	Career highs of 5 pts & 3 reb vs. Southern
F	3	Ben Humrichous	6-9	235	Gr.	5.6	4.1	0.8	Team-high 41 gms w/ a 3FG last 2 seasons
G	5	AJ Redd	6-3	170	Sr.	1.6	0.6	0.0	Former team manager
G	8	Blake Fagbemi	6-0	180	Fr.	0.4	1.4	0.6	Has played in five games
F	15	Jake Davis	6-6	215	Jr.	4.4	1.6	0.5	Team-high 3.3 3FGs per 40 minutes
G/F	20	Ty Rodgers	6-6	210	r-Jr.	-	-	-	Out indefinitely following knee surgery
C	31	Jason Jakstys	6-10	225	r-Fr.	1.5	2.0	0.3	9 rebounds in Illini debut vs. Jackson State
F/C	44	Zvonimir Ivisic	7-2	250	Jr.	7.8	5.2	0.4	38 blocks (1st in B1G, 16th in NCAA)
G	77	Mihailo Petrovic	6-2	180	So.	2.5	0.7	1.6	Season-high 18 minutes vs. #5 UConn at MSG

### HEAD COACH BRAD UNDERWOOD

Career Record: 287-131 (.687), 13th season

At Illinois: 178-104 (.631), 9th season

Big Ten: 96-67 (.589)

### SERIES HISTORY VS. NORTHWESTERN

All-Time Record / Streak: Illinois leads 145-45 / Illinois W-1

Last Meeting: #17 Illinois 83, Northwestern 74 (1/26/2025 in Champaign)

Record at Northwestern / Streak: Illinois leads 65-31 / Northwestern W-3

Last Meeting in Evanston: Northwestern 70, #19 Illinois 66 - OT (12/6/2024)

Underwood vs. Northwestern: 11-5

### OPENING TIPS

- No. 13 Illinois carries a season-best five-game win streak into Wednesday night's matchup at Northwestern.
- The is Illinois' final contest of a stretch with three out of four Big Ten road games to open the new year.
- Illinois is 5-2 away from home, including 3-0 in road games, following Sunday's 75-69 win at No. 19 Iowa.
- Illinois is aiming to start 4-0 on the road in Big Ten play for the first time since the 2004-05 season.
- The Fighting Illini carry a four-game road win streak dating back to last season, the program's longest since winning five straight road games from Dec. 23, 2020 through Feb. 20, 2021.
- Illinois is vying to improve to 14-3 overall, which would equal its best record through 17 games since 2012-13.
- Illinois is No. 13 in the latest AP and coaches polls. The Illini have reached as high as No. 8 (Nov. 17) this season. Illinois has been ranked in the AP Top 25 in each of the last seven seasons under **Brad Underwood**.
- Illinois is the tallest team in the nation, with an average height of 79.5 inches (kenpom).
- **Andrej Stojakovic** is 11 points away (989) from joining **Kylan Boswell** (1,173) in the 1,000-career point club.
- Four Fighting Illini average better than 12 points per game, tied for second nationally: **Keaton Wagler** (15.7), **Kylan Boswell** (14.7 ppg), **Andrej Stojakovic** (14.5) and **David Mirkovic** (12.4).
- Illinois ranks first nationally with seven players averaging better than 4.0 rebounds per game this season: **David Mirkovic** (8.6 rpg), **Zvonimir Ivisic** (5.2), **Keaton Wagler** (5.2), **Tomislav Ivisic** (4.5), **Andrej Stojakovic** (4.4), **Kylan Boswell** (4.3), and **Ben Humrichous** (4.1).
- Illinois currently ranks third in the nation in offensive efficiency by kenpom (126.8). Offensive coordinator **Tyler Underwood** has helped **Brad Underwood** implement a top-15 offense for the third straight season after ranking third in 2024 (125.5) and 14th last year (121.9).

## 2025-26 ILLINOIS NUMERICAL ROSTER

No.	Name	Pos.	Ht.	Wt.	Yr.	Hometown	Notable
0	David Mirkovic	F	6-9	250	Fr.	Niksic, Montenegro	Averaged 8.6 points and 6.4 rebounds with SC Derby in Adriatic League
1	Brandon Lee	G	6-4	195	Fr.	San Juan, Puerto Rico	2,000-point career scorer in four varsity seasons at The Patrick School
2	Andrej Stojakovic	G	6-7	215	Jr.	Thessaloniki, Greece	Sixth in ACC in scoring last season, averaging 17.9 ppg at Cal
3	Ben Humrichous	F	6-9	235	Gr.	Tipton, Ind.	Led Illini with 62 made 3-pointers last season
4	Kylan Boswell	G	6-2	215	Sr.	Champaign, Ill.	Averaged 19 points over four postseason games last year to lead Illini
5	AJ Redd	G	6-3	170	Sr.	Chicago, Ill.	Two-time Academic All-Big Ten
8	Blake Fagbemi	G	6-0	180	Fr.	Naperville, Ill.	Point guard for Illinois Class 4A state champion Benet Academy
13	Tomislav Ivisic	C	7-1	255	Jr.	Vodice, Croatia	Led Illini and ranked fourth in Big Ten last year with 11 double-doubles
15	Jake Davis	F	6-6	215	Jr.	McCordsville, Ind.	Shot 34.4% from 3-point range last season for Illini
20	Ty Rodgers	G/F	6-6	210	r-Jr.	Saginaw, Mich.	Started all 38 games in 2023-24, averaging 6.2 ppg and 5.3 rpg
23	Keaton Wagler	G	6-6	185	Fr.	Shawnee, Kan.	Two-time Kansas Class 6A state champion at Shawnee Mission Northwest
31	Jason Jakstys	C	6-10	225	r-Jr.	Yorkville, Ill.	2024 IHSA third-team All-State pick redshirted last year with Illini
44	Zvonimir Ivisic	F/C	7-2	250	Jr.	Vodice, Croatia	Second in the SEC in blocks last year at Arkansas with 66 (1.9 bpg)
77	Mihailo Petrovic	G	6-2	180	So.	Prokuplje, Serbia	Averaged 14.2 points and 7.3 assists with Mega Superbet in Adriatic League

**Richmond Family Endowed Men's Head Basketball Coach:** Brad Underwood (9th year at Illinois, 13th year overall)

**Associate Head Coach:** Orlando Antigua (2nd year)

**Assistant Coaches:** Geoff Alexander (9th year), Tyler Underwood (5th year), Camryn Crocker (1st year), Zach Hamer (7th year)

**Strength and Conditioning Coach:** Adam Fletcher (11th year)

**Associate Athletic Director/Chief of Staff:** Joey Biggs (9th year)

**Assistant to the Head Coach:** Kevin Kruger (1st year)

**Director of Strategy and Analytics:** Patrick Bittle (5th year)

**Director of Operations and Recruiting:** Kwa Jones (3rd year)

**Director of Player Personnel:** Neel Ganta (2nd year)

**Video Coordinator/Director of Technology:** JC Keller (1st year)

**Athletic Trainer:** Justin Games (1st year)

**Director of Branding and Creative Media:** Courtney Bay (5th year)

**Graduate Managers:** Andrew Bittle, Keaton Kutcher, Macy Misiewicz, Tyler Olson, Colton Sigel

### Pronunciation

KYLAN BOSWELL KYE-len BOZ-well

Blake FAGBEMI fag-BEH-me

Ben HUMRICHOUSS HUM-rick-house

TOMISLAV IVISIC TOM-is-lahv EE-ve-sitch

ZVONIMIR IVISIC ZVON-uh-meer EE-ve-sitch

Jason JAKSTYS JACK-stiss

### Pronunciation

DAVID MIRKOVIC DAH-vid MEER-ko-vitch

Mihailo PETROVIC me-HAY-low PEH-tro-vitch

ANDREJ STOJAKOVIC AHN-dray stoy-AH-ko-vitch

Keaton WAGLER WAH-gler

Zach HAMER HAY-mer

KWA Jones KWAY

### RETURNING FOR THE ILLINI IN 2025-26

Category	24-25	Returning	Lost	Return Pct.
Starts	175	92	83	52.6%
Minutes	7,057	3,181	3,876	45.1%
Points	2,927	1,209	1,718	41.3%
Field Goals	1,006	423	583	42.0%
3-Pt. FGs	330	174	156	52.7%
Free Throws	585	189	396	32.3%
Rebounds	1,390	602	788	43.3%
Assists	520	234	286	45.0%
Blocks	147	77	70	52.4%
Steals	150	75	75	50.0%

### RETURNING ILLINI LEADERS

Category	Player	Stat	24-25 Rank
Starts	Kylan Boswell	34	1st
Minutes	Kylan Boswell	1,085	1st
Min./G	Kylan Boswell	31.0	2nd
Points	Kylan Boswell	430	3rd
Pts./G	Tomislav Ivisic	13.0	2nd
Field Goals	Tomislav Ivisic	156	1st
FG Pct.	Tomislav Ivisic	.492	3rd
3-Pt. FGs	Ben Humrichous	62	1st
3-Pt. FG Pct.	Tomislav Ivisic	.357	1st
Free Throws	Kylan Boswell	113	2nd
FT Pct.	Kylan Boswell	.790	3rd
Off. Reb.	Tomislav Ivisic	57	2nd
Def. Reb.	Tomislav Ivisic	189	1st
Tot. Reb.	Tomislav Ivisic	246	1st
Reb./G	Tomislav Ivisic	7.7	1st
Assists	Kylan Boswell	119	2nd
Blocks	Tomislav Ivisic	39	1st
Steals	Kylan Boswell	39	1st

- Illinois ranks second in the NCAA in free throw percentage at 79.8%. Last year the Illini shot 76.2% at the free throw line, which was the second-best season mark in school history.
- Illinois is averaging 86.0 points, ranked third in the Big Ten. The Illini led the BIG in scoring last season (83.6 ppg).
- The Illini feature the No. 3-rated offense in the country (126.8) and No. 16 defense (96.7) by kenpom.
- Illinois ranks first in the nation in defensive free throw rate (19.4) and fourth in fewest fouls per game (13.3).
- Illinois is averaging 15.3 second chance points per game (244), which leads the Big Ten.
- Illinois has made 10+ 3-pointers in 11 games this season, which leads the Big Ten.
- Illinois is 10-1 when making double-digit threes (lone loss to Alabama).
- Illinois is No. 10 in the latest NCAA NET rankings, third-best in the Big Ten behind Michigan (1) and Purdue (6). Illinois is 6-3 on the season combined in Quad 1 and Quad 2 games, and 7-0 combined in Quad 3 and Quad 4 matchups. Wednesday's game at Northwestern is the team's third Quad 2 opportunity of the season based on the NET (through games played Jan. 12).
- Illinois' total of four Quad 1 wins is tied for seventh-most in the NCAA (through games played Jan. 12).
- Illinois is No. 7 in the kenpom rankings with an adjusted efficiency margin +30.14. The Illini have had a kenpom rating of 35th or better each of the last six years under **Brad Underwood** with a high of No. 4 in 2020-21. Illinois posted consecutive top-20 rankings the last two seasons: 10th in 2023-24 and 17th in 2024-25.
- At its current scoring pace, this year's Illini would become just the sixth team in program history to average at least 86.0 points for a full season. The Illini opened the 2025-26 campaign with seven straight games of 80+ points. It marked the most such games to open a campaign since the 1988-89 Flyin' Illini scored 80+ in each of their first 12 contests.
- **Brad Underwood** has led Illinois to 30 wins over top-25 opponents since 2019-20, with 21 of those wins coming in ranked-vs.-ranked matchups. Illinois' 30 top-25 victories are tied for ninth-most in the NCAA during that span. This season the Illini have ranked wins over No. 11 Texas Tech at home, vs. No. 13 Tennessee in Nashville, and at No. 19 Iowa.
- Illinois is currently 3-3 this season vs. Top 25 teams. With five ranked Big Ten teams in the most recent AP poll, the Illini's current schedule could feature as many as 10 ranked games during the regular season.
- Illinois entered 2025-26 as the winningest team in Big Ten Conference play since 2019-20, with 81 league wins (tied with Purdue). The Illini (85 wins) now sit one game behind the Boilermakers (86) in the win column over the last seven seasons. The Illini lead the conference with 37 road wins in league play during that span. When including the conference tournament, Illinois is also one game behind Purdue for the most total wins against Big Ten opponents over this span with 92.

## ILLINI RECORD UNDER BRAD UNDERWOOD

	2025-26	Total		2025-26	Total
Plays at home	8-1	111-30	Wears white uniforms	3-0	66-14
Plays on the road	3-0	41-49	Wears white script uniforms	3-2	32-18
Plays at neutral site	2-2	26-25	Wears orange uniforms	2-0	38-26
Plays at United Center	0-1	1-5	Wears orange script uniforms	3-0	3-0
Big Ten record	4-1	95-67	Wears orange throwback uniforms	0-0	30-22
Big Ten at home	1-1	55-24	Wears blue throwback uniforms	2-1	2-1
Big Ten on the road	3-0	38-42	In November	6-2	45-14
Big Ten at neutral site	0-0	1-1	In December	4-1	32-22
NCAA Tournament	0-0	6-5	In January	3-0	42-26
Big Ten Tournament	0-0	8-5	In February	0-0	33-28
When ranked (AP)	13-3	103-46	In March	0-0	26-14
Plays a ranked (AP) opponent	3-3	32-46	Plays during the day	3-2	56-36
Plays a Top-10 (AP) opponent	0-1	14-19	Plays at night (5 p.m. or after start)	10-1	122-69
Wins the game before	9-3	109-66	Margin is 5 points or less	1-2	39-30
Loses the game before	3-0	60-37	Margin is 6-10 points	3-0	40-36
Overtime	0-0	8-8	Margin is 11-20 points	3-1	42-27
Leading at the half	12-1	141-33	Margin is more than 20	6-0	57-11
Tied at the half	0-1	4-3	Scores 59 points or less	0-0	6-15
Trailing at the half	1-1	29-68	Scores 60-69 points	0-1	18-44
Shoots 45% or better	9-1	118-24	Scores 70-79 points	3-0	55-28
Shoots less than 45%	4-2	60-79	Scores 80-89 points	5-2	47-14
Opp. shoots less than 45%	11-1	140-27	Scores 90-99 points	3-0	37-3
Opp. shoots 45% or better	2-2	38-77	Scores 100+ points	2-0	14-0
Shoots better/same than opp.	10-0	145-12	On BTN	5-0	75-34
Shoots worse than opp.	3-3	25-92	On BIG+	2-0	21-1
Shoots more/same FT than opp.	12-2	141-41	On CBS	0-0	9-7
Shoots fewer FT than opp.	1-1	37-63	On FOX	1-1	7-9
Makes more/same FT than opp.	13-2	145-35	On ESPN	1-0	15-7
Makes fewer FT than opp.	0-1	34-68	On ESPN2	0-0	8-6
Grabs more/same reb. than opp.	12-2	147-47	On ESPNU	0-0	6-5
Grabs fewer rebounds than opp.	1-1	32-56	On ESPNEWS	0-0	1-1
Scores more/same bench pts than opp.	6-1	112-56	On FS1	2-1	22-26
Scores fewer bench pts than opp.	7-2	66-48	On Peacock	2-1	8-2
Has fewer/equal turnovers than opp.	4-1	93-45	On SEC Network	0-0	0-1
Has more turnovers than opp.	9-2	85-22	On TBS	0-0	2-2
Scores 70 or more points	13-2	152-45	On TNT	0-0	2-0
Has 15+ assists	8-2	97-31	On TruTV	0-0	2-1
Has a 20+ point scorer	8-3	116-52			

- As a team, Illinois ranks in the top three in the Big Ten, and among the top programs nationally in nine categories: The team leads the Big Ten with a .798 free-throw percentage (second in the NCAA) and 13.3 fouls per game (fourth), and is second in the league with a +11.3 rebound margin (seventh in NCAA), 29.3 defensive rebounds per game (11th), and a +18.6 scoring margin (15th). The Illini are third in the BIG with 42.3 total rebounds per game (14th in the NCAA), 5.4 blocks per game (16th), 29.4 3-point attempts per game (25th), and a scoring offense of 86.0 points per game (38th).
- Among players with at least 20% possessions used, **Keaton Wagler** ranks ninth nationally in offensive rating at 136.7 (#2 nationally among freshmen), while backcourt running mate **Kylan Boswell** ranks 28th at 131.6 (kenpom).
- Illinois has claimed five of nine Big Ten Freshman of the Week selections this season. **Keaton Wagler** has earned a league-leading three honors, while **David Mirkovic** has garnered two nods.
- Freshman G **Keaton Wagler** is the reigning Big Ten Freshman of the Week, his second straight and league-best third honor of the season. Wagler led the Illini to two wins last week, averaging a team-high 18 points with six rebounds and 3.5 assists. He recorded a game-high 17 points with seven rebounds and three assists in a home win over Rutgers, then led all scorers with 19 points and added five rebounds and four assists in the Illini's Quad 1 win at No. 19 Iowa. For the week, Wagler shot 47.6% from the field, including 45.5% from 3-point range, and 84.6% from the free throw line. He extended his double-figures scoring streak to eight straight games, which includes all five games in Big Ten play
- Freshman G **Keaton Wagler** leads the Illini and ranks among the Big Ten leaders with: 74 free-throws made (6th), 89 free-throw attempts (10th), 251 total points (12th), a 2.60 assist-to-turnover ratio (13th), 60 total assists (13th), an .831 free-throw percentage (13th), 15.7 points per game (14th), 3.8 assists per game (14th), 33 3-pointers made (15th), and 2.06 3-pointers per game (16th).
- Freshman F **David Mirkovic**, is one of only three freshmen in the nation, along with Duke's Cameron Boozer, and North Carolina's Caleb Wilson averaging at least 12.0 points, 8.0 rebounds and 2.0 assists (through Jan. 11).
- A two-time Big Ten Freshman of the Week, **Mirkovic** leads the Illini, ranks inside the top 10 in the Big Ten, and is among the NCAA leaders with: 5.9 defensive rebounds per game (sixth, 46th); five double-doubles (fifth in BIG, 47th in NCAA); 8.3 total rebounds per game (sixth, 50th); 137 total rebounds (fifth, 53rd); and 2.6 offensive rebounds per game (eighth, 127th); and is third on the team behind **Keaton Wagler** and Kylan

## TOP 25 NATIONAL RANKINGS

### ASSOCIATED PRESS POLL (JAN. 12)

Rk.	School	Record	Points	Previous
1	Arizona (60)	16-0	1524	1
2	Iowa State (1)	16-0	1448	3
3	UConn	16-1	1358	4
4	Michigan	14-1	1300	2
5	Purdue	15-1	1253	5
6	Duke	15-1	1237	6
7	Houston	15-1	1130	7
8	Nebraska	16-0	1056	10
9	Gonzaga	17-1	1050	8
10	Vanderbilt	16-0	1035	11
11	BYU	15-1	1013	9
12	Michigan State	14-2	865	12
<b>13</b>	<b>Illinois</b>	<b>13-3</b>	<b>778</b>	<b>16</b>
14	North Carolina	14-2	659	17
15	Texas Tech	12-4	609	14
16	Virginia	14-2	515	23
17	Arkansas	12-4	492	15
18	Alabama	11-5	470	13
19	Florida	11-5	349	NR
20	Louisville	12-4	336	20
21	Georgia	14-2	227	18
22	Clemson	14-3	218	NR
23	Utah State	14-1	161	NR
24	Tennessee	11-5	140	21
25	Seton Hall	14-2	136	NR

### COACHES POLL (JAN. 12)

Rk.	School	Record	Points	Previous
1	Arizona (29)	16-0	773	2
2	Iowa State (1)	16-0	729	3
3	Michigan (1)	14-1	671	1
4	UConn	16-1	666	4
5	Purdue	15-1	634	5
6	Duke	15-1	606	6
7	Houston	15-1	579	7
8	Vanderbilt	16-0	557	10
9	Gonzaga	17-1	547	8
10	Nebraska	16-0	534	11
11	BYU	15-1	510	9
12	Michigan State	14-2	433	13
<b>13</b>	<b>Illinois</b>	<b>13-3</b>	<b>378</b>	<b>16</b>
14	Texas Tech	12-4	336	14
15	North Carolina	14-2	322	17
16	Virginia	14-2	272	23
17	Arkansas	12-4	237	15
18	Alabama	11-5	230	12
19	Louisville	12-4	198	18
20	Florida	11-5	145	NR
21	Clemson	14-3	122	NR
22	Georgia	14-2	105	20
23	Iowa	12-4	88	19
24	Utah State	14-1	78	NR
25	Kansas	11-5	57	21

### ILLINI WEEK-BY-WEEK RANKINGS

	AP	Coaches		AP	Coaches
Preseason	17	14	Jan. 12	13	13
Nov. 10	14	14	Jan. 19		
Nov. 17	8	8	Jan. 26		
Nov. 24	13	14	Feb. 2		
Dec. 1	14	15	Feb. 9		
Dec. 8	13	13	Feb. 16		
Dec. 15	18	18	Feb. 23		
Dec. 22	20	19	March 2		
Dec. 29	20	19	March 9		
Jan. 5	16	16	March 16		

## ILLINOIS SEASON/CAREER TOTALS

	Consecutive	Season	Career*
<b>Starts</b>			
Kylan Boswell	29	16	50
Tomislav Ivisic	11	12	43
Ty Rodgers			38
Ben Humrichous			26
David Mirkovic	16	16	16
Keaton Wagler	16	16	16
Andrej Stojakovic	13	13	13
Zvonimir Ivisic		4	4
Jake Davis		3	4
<b>Leads Team in Scoring</b>			
Kylan Boswell		4	8
Tomislav Ivisic		2	6
Keaton Wagler	2	5	5
Andrej Stojakovic		4	4
Ben Humrichous		1	3
Jake Davis		1	1
David Mirkovic		1	1
Ty Rodgers			1
<b>Leads Team in Rebounding</b>			
Tomislav Ivisic		2	16
Ty Rodgers			10
David Mirkovic	1	8	8
Kylan Boswell			5
Keaton Wagler		4	4
Zvonimir Ivisic		3	3
Ben Humrichous		1	3
Andrej Stojakovic		2	2
<b>Double-Digit Scoring Games</b>			
Kylan Boswell	1	11	35
Tomislav Ivisic		7	29
Keaton Wagler	8	13	13
Ben Humrichous		3	13
David Mirkovic		11	11
Andrej Stojakovic	3	10	10
Ty Rodgers			10
Zvonimir Ivisic		5	5
Jake Davis		2	4
Mihailo Petrovic		1	1
<b>20+ Point Games</b>			
Kylan Boswell		5	8
Tomislav Ivisic		1	6
Andrej Stojakovic		4	4
Keaton Wagler		3	3
David Mirkovic		2	2
Ben Humrichous		1	2
<b>10+ Rebound Games</b>			
Tomislav Ivisic		1	14
David Mirkovic	1	6	6
Ty Rodgers			5
Kylan Boswell		1	3
Zvonimir Ivisic		2	2
Andrej Stojakovic		1	1
<b>Double-Doubles</b>			
Tomislav Ivisic		1	12
David Mirkovic		5	5
Ty Rodgers			3
Keaton Wagler ^		2	2
Kylan Boswell		1	2
Andrej Stojakovic		1	1
^ 2 points-assists			
<b>5+ Assist Games</b>			
Kylan Boswell		3	14
Tomislav Ivisic			6
Keaton Wagler		4	4
Ty Rodgers			4
David Mirkovic	1	3	3
Mihailo Petrovic		1	1
<b>Triple-Doubles</b>			
Kylan Boswell			1
<b>3+ Steal Games</b>			
Kylan Boswell	1	1	5
Ty Rodgers			2
Zvonimir Ivisic		1	1
David Mirkovic		1	1
Ben Humrichous			1
Tomislav Ivisic			1
<b>3+ Block Games</b>			
Zvonimir Ivisic		7	7
Tomislav Ivisic			4
Ben Humrichous		1	2
* = at Illinois			

Boswell and with an 81.5% free-throw percentage (17th in the Big Ten).

- Senior G **Kylan Boswell** is the Illini's active career leader with 1,173 career points (665 at Illinois), with eight 20+ point games and 35 career double-digit scoring games in Orange and Blue. **Boswell** leads the team with five games this season with 20+ points this season, and has eclipsed the 20-point mark eight times over the last two years.
- Junior G **Andrej Stojakovic** transferred to Illinois with a reputation as a prolific scorer and is averaging 14.5 points on 52.1% shooting. **Stojakovic** has four 20-point performances, highlighted by a season-high 26 points vs. No. 11 Alabama. **Stojakovic** also posted 23 points the win over No. 11 Texas Tech, and scored 20 and 24, respectively, in Illinois' wins over LIU and UTRGV. In his Big Ten debut, **Stojakovic** had 17 points and four rebounds in the win at Ohio State, then posted an 19-point, 10-rebound double-double in the Illini's BIG home opener vs. No. 23 Nebraska. **Stojakovic** has led the Illini in scoring in four games this season.
- Twin 7-footers **Tomislav Ivisic** and **Zvonimir Ivisic** rank among the top shooting big men in college basketball. **Zvonimir** is tied for the NCAA lead among 7-footers with seven games this season with multiple 3-pointers, while **Tomislav** ranks fourth at five contests with multiple treys. **Tomislav** is second in the NCAA among 7-footers with 1.4 3-pointers per game, while **Zvonimir** ranks tied for fifth at 1.2 triples per contest.
- **Zvonimir Ivisic** ranks fifth nationally in block rate at 14.2%. He leads the Big Ten and ranks 16th nationally in total blocks (38) and ranks third in the Big Ten (18th nationally) at 2.38 blocks per game. His current average would rank second all-time in Illinois' record book behind **Derek Holcomb**, who averaged 3.0 blocks per game in 1978-79. The last Illini to average more than 2.0 blocks per game was **Nnanna Egwu** (2.1) in 2013-14.

### ILLINOIS VS. NORTHWESTERN

- This is the 191st meeting in the all-time series between Illinois and Northwestern, the fifth-most for the Illini vs. any opponent in program history.
- The first game, an 18-13 Illinois win, took place on March 7, 1908 in Evanston and sparked six straight Illini wins to begin the series.
- The Illini are 145-45 all-time vs. Northwestern, including a 65-31 advantage in road contests in the series.
- Head coach **Brad Underwood** has led the Illini to an 11-5 record vs. NU, which included a run of eight straight wins from March 3, 2019 through Feb. 13, 2022. **Underwood** is 3-4 in Evanston with the Wildcats winners of three straight, including the last two in overtime.
- The Illini's last win at Welsh-Ryan Arena came on Jan. 29, 2022, when **Kofi Cockburn** posted 22 points and nine rebounds and **Da'Monte Williams** broke a 53-all tie late with a putback dunk left to record the game's final basket in a 59-56 triumph.
- Illinois is 55-7 (.887) all-time as a ranked team when facing Northwestern.

### FIGHTING ILLINI BASKETBALL UNDER HEAD COACH BRAD UNDERWOOD

- One of only four schools nationally with six straight 20-win regular seasons
- Big Ten's winningest team in league play over the last six seasons
- Only team with a winning Big Ten record in each of the last six seasons
- Five straight NCAA Tournament appearances (*sixth precluded by COVID-19 cancelation in 2020*)
- NCAA Tournament wins in four of the last five years
- 2024 NCAA Elite Eight; Illinois' first appearance since advancing to 2005 national title game
- 81 wins in Big Ten play from 2019-20 through 2024-25 are most in school history over six-year stretch
- Three Big Ten Championships in last five years

BIG TEN STANDINGS (THROUGH 1/12/26)			CURRENT ILLINOIS STREAKS		
		Big Ten	Overall		
1.	Nebraska	5-0	16-0	All Games	5 W
	Purdue	5-0	15-1	At State Farm Center	2 W
3.	Michigan	4-1	14-1	On the Road	4 W
	Michigan State	4-1	14-2	At Neutral Sites	2 W
	<b>Illinois</b>	<b>4-1</b>	<b>13-3</b>	Big Ten	3 W
6.	Indiana	3-2	12-4	Big Ten (Home)	1 W
	UCLA	3-2	11-5	Big Ten (Road)	4 W
	Wisconsin	3-2	11-5	Ranked Opponents	1 W
	Minnesota	3-2	10-6	Ranked Opponents (Home)	1 L
10.	Ohio State	3-3	11-5	Ranked Opponents (Road)	2 W
11.	USC	2-3	13-3	Ranked Opponents (Neutral)	1 W
	Iowa	2-3	12-4	Ranked Big Ten Opponents	1 W
	Washington	2-3	10-6	Ranked Big Ten Opponents (Home)	1 L
14.	Rutgers	2-4	9-8	Ranked Big Ten Opponents (Road)	2 W
15.	Oregon	1-4	8-8	Non-Conference (Home)	8 W
16.	Penn State	0-5	9-7	Non-Conference (Road)	3 L
	Northwestern	0-5	8-8	Non-Conference (Neutral)	2 W
	Maryland	0-5	7-9		

- Four All-Americans (*three consensus*)
- 19 All-Big Ten selections (*seven first team*)
- 2024 Big Ten Tournament Champions
- 2022 Big Ten Regular Season Champions
- 2021 Big Ten Tournament Champions
- Led Big Ten in wins in 2021
- 2021 NCAA Tournament No. 1 seed (*fourth in school history*)

#### ILLINI IN THE NET

- Illinois is No. 10 in the NCAA NET ranking though games played Jan. 12.
- The Illini's No. 10 rating is the third-best mark in the Big Ten Conference behind Michigan (1) and Purdue (6).
- The Illini are currently 4-3 vs. Quad 1, 2-0 vs. Quad 2, 0-0 vs. Quad 3, and 7-0 vs. Quad 4.
- Illinois four Quad 1 wins rank tied for seventh nationally.
- The Illini's remaining 14-game regular-season schedule breaks down to 10 games vs. Quad 1 or Quad 2 opponents, with four Quad 3 and just one Quad 4 matchup remaining.
  - » **Quad 1 (6):** at Purdue (6), at Nebraska (11), at Michigan State (14), at USC (46), at UCLA (45), and vs. Michigan (1).
  - » **Quad 2 (4):** at Northwestern (77), vs. Washington (57), vs. Wisconsin (40), and vs. Indiana (34).
  - » **Quad 3 (4):** vs. Minnesota (83), vs. Northwestern (77), vs. Oregon (102), and at Maryland (165).
  - » **Quad 4 (1):** vs. Maryland (165)

#### ILLINOIS WHEN RANKED

- Sunday's win at #19 Iowa marked the 16th game of the season ranked in the Top 25 for the #16 Fighting Illini.
- Illinois is 665-270 (.711) all-time when ranked in the AP Top 25. The program is 363-54 (.871) at home, including a 285-41 (.874) mark at State Farm Center, 163-150 (.521) on the road, and 139-64 (.685) at neutral sites.
- Under head coach **Brad Underwood**, Illinois is 103-46 (.691) when ranked.

#### ILLINI IN TOP-25 MATCHUPS

- The Fighting Illini have played six ranked-vs.-ranked games with a 3-3 mark including wins over No. 11 Texas Tech, vs. No. 13 Tennessee in Nashville, and at No. 19 Iowa.
- Illinois is 114-111 (.508) all-time when both teams are ranked, 52-22 (.703) at home including a 41-17 (.707) mark at State Farm Center, 19-51 (.271) on the road, and 43-38 (.531) at neutral sites.
- Under head coach **Brad Underwood**, Illinois is 21-24 (.467) in ranked-vs.-ranked contests.

#### B1G DEBUTS FOR WAGLER, MIRKOVIC

- The Fighting Illini's starting freshmen duo of G **Keaton Wagler** and F **David Mirkovic** made history in their Big Ten debut at Ohio State, pouring in 23 and 22 points, respectively, to lead the Illini to the 88-80 road win.
- The performances marked just the 12th time in the last 16 seasons (since 2010-11) that a pair of freshmen teammates each scored 20+ points in a Big Ten game. **Wagler** and **Mirkovic**, however, are the only duo on that exclusive list to do so in their Big Ten debuts.
- The Illinois program has produced three games with freshmen teammates scoring 20+ points against a Big Ten opponent (since 2010-11), all coming under **Brad Underwood**. This is tied for the most in the B1G with Ohio State.
  - » **Keaton Wagler** (23) and **David Mirkovic** (22) at Ohio State (12/9/25) - W, 88-80
  - » **Will Riley** (27) and **Kasparas Jakucionis** (24) at Minnesota (2/8/25) - W, 95-74
  - » **Ayo Dosunmu** (23) and **Giorgi Bezhaniashvili** (20) vs. Minnesota (1/16/19) - W, 95-68

#### FABULOUS FRESHMEN

- The Fighting Illini lineup has featured two freshmen - G **Keaton Wagler** and F **David Mirkovic** - in starting roles. The duo has excelled in nearly all phases of the game to begin their college careers.
- They rank as two of only seven Power Four freshmen in the country (and the only teammates) to average better than 12.0 points, 5.0 rebounds, and 2.5 assists per game:
  - » **Keaton Wagler** (Illinois): **15.7 p, 5.2 r, 3.8 a**
  - » **David Mirkovic** (Illinois): **12.4 p, 8.6 r, 2.8 a**
  - » Cameron Boozer (Duke): 22.9 p, 9.5 r, 4.2 a
  - » A.J. Dybantsa (BYU): 22.9 p, 7.1 r, 3.9 a
  - » Caleb Wilson (North Carolina): 19.5 p, 11.0 r, 2.7 a
  - » Nate Ament (Tennessee): 14.9 p, 6.4 r, 2.5 a
  - » Koa Peat (Arizona): 14.8 p, 5.8 r, 2.9 a
- **Wagler**, a three-time Big Ten Freshman of the Week honoree, leads the Illini and ranks among the Big Ten leaders with: 74 free-throws made (6th), 89 free-throw attempts (10th), 251 total points (12th), a 2.60 assist-to-turnover ratio (13th), 60 total assists (13th), an .831 free-throw percentage (13th), 15.7 points per game (14th), 3.8 assists per game (14th), 33 3-pointers made (15th), and 2.06 3-pointers per game (16th).
- **Mirkovic**, a two-time Big Ten Freshman of the Week honoree, leads the Illini, ranks inside the top 10 in the Big Ten, and is among the NCAA leaders with: 5.9 defensive rebounds per game (sixth, 46th); five double-doubles

### ILLINOIS IN THE BIG TEN RANKINGS ALL GAMES (THROUGH 1/12/26)

Scoring Offense	3rd	86.0 ppg
Scoring Defense	5th	67.4 ppg
Scoring Margin	2nd	+18.6 ppg
Free Throw Percentage	1st	.798
Field Goal Percentage	8th	.477
Field Goal Percentage Defense	4th	.395
3-Point FG Percentage	7th	.348
3-Point FG Percentage Defense	11th	.309
3-Point Field Goals	4th	10.3 avg.
Rebounding Offense	3rd	42.3 rpg
Rebounding Defense	4th	31.1 rpg
Rebounding Margin	2nd	+11.3 rpg
Offensive Rebounds	4th	13.1 rpg
Defensive Rebounds	2nd	29.3 rpg
Defensive Rebound Percentage	3rd	.734
Offensive Rebound Percentage	3rd	.390
Turnovers	5th	9.9 avg.
Opponent Turnovers	18th	8.5 avg.
Turnover Margin	17th	-1.44
Assists	14th	14.8 apg
Assist/Turnover Ratio	11th	1.49
Blocked Shots	3rd	5.4 bpg
Steals	18th	3.8 spg

### ILLINI PLAYERS IN THE B1G RANKINGS ALL GAMES (THROUGH 1/12/26)

<b>Scoring</b>		
14.	Keaton Wagler	15.7 ppg
<b>Rebounding</b>		
5.	David Mirkovic	8.6 rpg
<b>Field Goal Percentage (min. 5.0 made/g)</b>		
11.	Andrej Stojakovic	.521 (87-167)
<b>Offensive Rebounding</b>		
8.	David Mirkovic	2.6 rpg
<b>Defensive Rebounding</b>		
6.	David Mirkovic	5.9 rpg
<b>3-Point Field Goal Percentage (min. 2.0 made/g)</b>		
5.	Keaton Wagler	.413 (33-80)
<b>3-Point Field Goals</b>		
--	--	--
<b>Free Throw Percentage (min. 2.5 made/g)</b>		
13.	Keaton Wagler	.831 (74-59)
<b>Assists</b>		
14.	Keaton Wagler	3.8 apg
<b>Assist/Turnover Ratio (min. 3 ast/g)</b>		
13.	Kylan Boswell	2.6
14.	Keaton Wagler	2.5
<b>Blocked Shots</b>		
3.	Zvonimir Ivisic	2.4 bpg
<b>Steals</b>		
--	--	--
<b>Minutes</b>		
14.	Kylan Boswell	31.1 mpg

## THE LAST TIME

### AN ILLINOIS PLAYER HAD

40+ points	Terrence Shannon Jr. (40) vs. Nebraska, 3/16/24
35-39 points	Terrence Shannon Jr. (35) at Penn State, 2/21/24
30-34 points	Kylan Boswell (31) vs. Florida Gulf Coast, 11/7/25
25-29 points	Kylan Boswell (25) vs. UConn, 11/28/25
20-24 points	Keaton Wagler (22) vs. Missouri, 12/22/25
2, 20+ scorers	Keaton Wagler (23) & David Mirkovic (22) vs. Ohio State, 12/9/25
2, 30+ pt. scorers	Terrence Shannon Jr. (33) & Marcus Domask (33) vs. Florida Atlantic, 12/5/23
20+ rebounds	David Mirkovic (21) vs. Colgate, 11/14/25
15-19 rebounds	Morez Johnson Jr. (15) vs. Ohio State, 2/2/25
10-14 rebounds	David Mirkovic (12) at Iowa, 1/11/26
20+ pts & 20+ reb	David Mirkovic (27 pts, 21 reb) vs. Colgate, 11/14/25
20+ pts & 10+ reb	David Mirkovic (27 pts, 21 reb) vs. Colgate, 11/14/25
Double-Double	David Mirkovic (13 pts, 10 reb) at Penn State, 1/3/26
Triple-Double	Kylan Boswell (18 pts, 10 reb, 10 ast) vs. Chicago State, 12/29/24
15+ assists	Demetri McCamey (16) at Purdue, 2/20/10
10-14 assists	Keaton Wagler (10) vs. Southern, 12/29/25
6+ 3-pointers	Kasparas Jakucionis (6) at Northwestern, 12/6/24
7+ steals	Kendall Gill (7) vs. Iowa, 3/4/90
6 steals	Coleman Hawkins at Michigan, 1/18/24
5+ blocks	Zvonimir Ivisic (5) at Penn State, 1/3/26

### AN ILLINOIS TEAM HAD

100+ points	113 vs. Florida Gulf Coast, 11/7/25
under 50 points	43 vs. Wisconsin, 1/31/17
50+ rebounds	51 vs. Florida Gulf Coast, 11/7/25
25+ off. reb.	27 vs. Longwood, 12/13/17
20+ off. reb.	21 vs. Jackson State, 11/3/25
Overtime	L, 80-74 (OT), at Nebraska, 1/30/25

### AN OPPOSING PLAYER HAD

40+ points	Jalen Pickett (41) Penn State, 2/14/23
35-39 points	J.T. Toppin (35) Texas Tech, 11/11/25
30-34 points	Pryce Sandfort (32) Nebraska, 12/13/25
25-29 points	J.R. Konieczny (26) Florida Gulf Coast, 11/7/25
20-24 points	Kye Dickson (21) UTRGV, 11/24/25
20+ rebounds	Joe Franklin (23) Wisconsin, 12/19/66
15-19 rebounds	Julian Reese (17) Maryland, 1/23/25
10-14 rebounds	Amari Allen (11) Alabama, 11/19/25
15+ assists	never, Quinn Buckner (14) Indiana, 2/18/74
10-14 assists	Christian Anderson (11) Texas Tech, 11/11/25
7+ steals	Delfinco Bogan (7) UT Martin, 11/12/17
5+ blocks	Yanic Konan Niederhauser (7) Penn State, 1/8/25

### AN OPPOSING TEAM HAD

100+ points	110, Duke, 2/22/25
under 50 points	48, Missouri, 12/22/25
under 40 points	34, Little Rock, 11/25/24
50+ rebounds	50, Nebraska, 2/2/19
20+ off. reb.	23, Tennessee, 12/6/25

(fifth in B1G, 47th in NCAA); 8.3 total rebounds per game (sixth, 50th); 137 total rebounds (fifth, 53rd); and 2.6 offensive rebounds per game (eighth, 127th); and is third on the team behind **Keaton Wagler** and Kylan Boswell and with an 81.5% free-throw percentage (17th in the Big Ten).

### TAKING ON THE TOP

- Illinois has 29 victories over ranked opponents since the start of the 2019-20 season, another highlight of the job **Brad Underwood** has done rebuilding the Fighting Illini program.

- The Illini's 30 ranked wins since 2019-20 are tied for ninth nationally over the last seven seasons:

#### Top-25 Wins (2019-20 - Present)

1. Kansas – 39	4. Baylor – 35	T6. Texas – 33	T9. Gonzaga – 30
2. Tennessee – 37	5. Michigan State – 34	8. UConn – 32	T11. Arizona – 28
3. Purdue – 36	T6. Alabama – 33	<b>T9. Illinois – 30</b>	T11. Iowa State – 28

- The Illini have recorded 13 wins against top 10-ranked opponents during that same span, tied for the fifth-most in the nation over the last seven seasons:

#### Top-10 Wins (2019-20 - Present)

1. Kansas – 16	T3. Tennessee – 14	T5. Kentucky – 13	T5. Iowa State – 13
2. Baylor – 15	<b>T5. Illinois – 13</b>	T5. Purdue – 13	T11. Arizona – 11
T3. Alabama – 14	T5. Florida – 13	T5. UConn – 13	T11. Michigan State – 11

- Five of the Illini's ranked wins have been over top-5 opponents, tied for seventh-most in the nation over the last seven seasons:

#### Top-5 Wins (2019-20 - Present)

T1. Alabama – 8	T1. Tennessee – 8	<b>T7. Illinois – 5</b>	T7. Gonzaga – 5	T7. West Va. – 5
T1. Arizona – 8	T5. Iowa State – 6	T7. Clemson – 5	T7. Michigan State – 5	T7. Wisconsin – 5
T1. Florida – 8	T5. Kentucky – 6	T7. Kansas – 5	T7. Purdue – 5	

### TWIN TIME

- Illinois' activity in the transfer portal has led to the reuniting of twins **Tomislav** and **Zvonimir Ivisic**. They met last season when Illinois defeated Arkansas on Thanksgiving Day in Kansas City in what is believed to be the first time in college basketball history that twins played against each other. Tomi had 21 points, 10 rebounds and three blocked shots for the Illini while Big Z had 13 points, six boards and two blocks for the Razorbacks.

- Now on the court together at Illinois, they are the first set of twins to play for the Fighting Illini since Paul and Phil Judson in 1956.

- Zvonimir is four minutes older than Tomislav.

### 2025-26 FIGHTING ILLINI STARTING LINE-UPS

Date	Game	G	G	F	F	C	Record*
Nov. 3	Jackson State	Boswell	Wagler	Davis	Mirkovic	T. Ivisic	1-0 (1)
Nov. 7	Florida Gulf Coast	Boswell	Wagler	Davis	Mirkovic	Z. Ivisic	1-0 (2)
Nov. 11	Texas Tech	Boswell	Wagler	Davis	Mirkovic	Z. Ivisic	2-0 (2)
Nov. 14	Colgate	Boswell	Wagler	Stojakovic	Mirkovic	Z. Ivisic	1-0 (3)
Nov. 19	vs. Alabama	Boswell	Wagler	Stojakovic	Mirkovic	Z. Ivisic	1-1 (3)
Nov. 22	Long Island	Boswell	Wagler	Stojakovic	Mirkovic	T. Ivisic	1-0 (4)
Nov. 24	UT Rio Grande Valley	Boswell	Wagler	Stojakovic	Mirkovic	T. Ivisic	2-0 (4)
Nov. 28	vs. UConn	Boswell	Wagler	Stojakovic	Mirkovic	T. Ivisic	2-1 (4)
Dec. 6	vs. Tennessee	Boswell	Wagler	Stojakovic	Mirkovic	T. Ivisic	3-1 (4)
Dec. 9	at Ohio State	Boswell	Wagler	Stojakovic	Mirkovic	T. Ivisic	4-1 (4)
Dec. 13	Nebraska	Boswell	Wagler	Stojakovic	Mirkovic	T. Ivisic	4-2 (4)
Dec. 22	vs. Missouri	Boswell	Wagler	Stojakovic	Mirkovic	T. Ivisic	5-2 (4)
Dec. 29	Southern	Boswell	Wagler	Stojakovic	Mirkovic	T. Ivisic	6-2 (4)
Jan. 3	at Penn State	Boswell	Wagler	Stojakovic	Mirkovic	T. Ivisic	7-2 (4)
Jan. 8	Rutgers	Boswell	Wagler	Stojakovic	Mirkovic	T. Ivisic	8-2 (4)
Jan. 11	at Iowa	Boswell	Wagler	Stojakovic	Mirkovic	T. Ivisic	9-2 (4)
Jan. 14	at Northwestern						
Jan. 17	Minnesota						
Jan. 21	Maryland						
Jan. 24	at Purdue						
Jan. 29	Washington						
Feb. 1	at Nebraska						
Feb. 4	Northwestern						
Feb. 7	at Michigan State						
Feb. 10	Wisconsin						
Feb. 15	Indiana						
Feb. 18	at USC						
Feb. 21	at UCLA						
Feb. 27	Michigan						
March 3	Oregon						
March 8	at Maryland						

\* - Running total of Illinois' overall record when this line-up is starting

- Prior to this season, they last played together with SC Derby in Montenegro during the 2022-23 Adriatic League season.
- The two have been on the court together in three games this season, logging a combined 17 minutes with a combined +/- rating of +12.
  - » In the Fighting Illini's 113-55 season-opening win over Jackson State, Tomislav and Zvonimir were on the floor together for 9 minutes, 47 seconds with a +/- rating of +13.
  - » In the Orange and Blue's 88-80 win in their Big Ten opener at Ohio State on Dec. 9, the brothers logged 5 minutes, 32 seconds of playing time together and the team finished +4 during that run.
  - » In Illinois' 81-55 win vs. Rutgers on Jan. 8, the duo shared the court for 1 minute, 41 seconds in the first half, but were -5 during that stretch.

### 1,000-POINT SCORERS

- Senior G **Kylan Boswell** eclipsed 1,000 points for his collegiate career in the Fighting Illini's 81-77 victory over #11 Texas Tech on Nov. 11
  - » **Boswell**, who scored 508 points in his first two college seasons at Arizona, now has 665 points in an Illini uniform and 1,173 points for his career.
- Junior G **Andrej Stojakovic** is also closing in on 1,000 career points.
  - » **Stojakovic** scored 251 points as a freshman at Stanford, and added 520 during his sophomore campaign at Cal. In his first season at Illinois, he has tallied 218 points and sits at 989 for his career entering Wednesday at Northwestern.

### NOTES FROM GAME 16 WIN at #19 IOWA

- Head coach **Brad Underwood** led the Illini to its fifth straight win over Iowa, and 10th win in the last 11 games in the series.
- Illinois recorded its first-ever win in Iowa City in a ranked-vs.-ranked matchup (previously 0-8).
- Illinois defeated a ranked Iowa team in Iowa City for the first time since 2014.
- Illinois has won consecutive games in Iowa City for the first time since winning three straight from 2008-2010.
- Illinois won its fifth-straight game overall, the team's longest win streak this season.
- Illinois has recorded four Quad 1 wins this season, tied for the seventh-most in the nation.
- Illinois is 3-0 in road games in Big Ten play for the first time since 2021-22.
- The Illini are now 5-2 away from home this season.
- Illinois outrebounded Iowa, 38-31.
  - » Illinois has outrebounded 14 of 16 opponents with a 12-2 record this season.
- The Illini knocked down 10 3-pointers and improved to 9-2 in 11 games this season with at least 10 3-pointers.
  - » Illinois' 11 games with 10+ 3-pointers are the most in the Big Ten this season.
- Illinois recorded its 85th Big Ten win since 2019-20, one behind Purdue for the most in the league over the last seven seasons.
  - » Illinois has won a Big Ten-best 37 road games in league play over the last seven seasons.
- **Keaton Wagler** scored a game-high 19 points – 16 coming in the second half – with five rebounds and four assists.
  - » 13th double-digit scoring game of the season.
  - » Team-most fifth game as the Illini's leading scorer.
  - » Eighth straight game with 10+ points, averaging 17.9 ppg during this stretch.
  - » Went 4-for-7 from 3-point range, his fourth game of the season with at least four triples and one short of his career high vs. Missouri (12/22/25).
  - » Hit at least one 3-pointer in 15 of the first 16 games of his collegiate career, the most games with a triple on the team this season.
- **Kylan Boswell** tallied 17 points with four rebounds, three assists, and three steals.
  - » 11th double-digit scoring game of the season and the 35th of his Illinois career in 50 games.
  - » Three steals are a season high and is tied for the most in a game by an Illini player this season.
- **Andrej Stojakovic** scored 17 points with five rebounds and two steals.
  - » 10th game of the season scoring in double-digits (three straight).
  - » Third game of the season with multiple steals.
- **David Mirkovic** pulled down a game-high 12 rebounds (three offensive) with seven points and five assists.
  - » Sixth game of the season with 10+ boards.

### 7 // ILLINOIS FIGHTING ILLINI BASKETBALL

- » Three consecutive games with at least three offensive rebounds.
- » Five assists tied a career-high mark set vs. UTRGV (11/24/25) and matched vs. Missouri (12/22/25).

- **Zvonimir Ivisic** scored all eight of the Illini's bench points including a pair of key second-half 3-pointers.
  - » Knocked down two 3-pointers to move into a tie for the national lead among 7-footers with seven games with multiple triples this season.

### NOTES FROM GAME 15 WIN VS. RUTGERS

- Illinois led 43-16 at halftime, the fewest points allowed by the Illini in a half this season.
    - » Fourth game of the season leading by at least 25 points at the break.
  - Closed the first half on a 20-0 run over the final eight minutes, the team's second-largest scoring run of the season behind a 24-0 stretch vs. LIU on Nov. 22.
  - Illinois outrebounded Rutgers, 45-32.
    - » Illinois has outrebounded 13 of 15 opponents this season with an 11-2 record in those contests.
  - The Illini knocked down 11 three-pointers and improved to 8-2 in 10 games this season with at least 10 3-pointers.
  - Illinois remained undefeated at home all-time against Rutgers, improving to 9-0, and took a 14-5 lead in the series overall.
  - 84th Big Ten win since 2019-20, one behind Purdue for the most in the league over the last seven seasons.
    - » Illinois is 1-1 in Big Ten home games this season.
  - #16 Illinois is 664-270 (.711) all-time when ranked inside the AP Top 25.
    - » The program is 363-54 (.871) at home, including a 285-41 (.874) mark at State Farm Center, when ranked.
  - **Keaton Wagler** scored a game-high 17 points and seven rebounds, to go with three assists.
    - » 12th double-digit scoring game of the season.
    - » Seventh straight game with 10+ points, averaging 17.7 ppg during that stretch
    - » Hit at least one 3-pointer in 14 of the first 15 games of his collegiate career, the most games with a triple on the team this season.
  - **Andrej Stojakovic** tallied 12 points and a game-high eight rebounds.
    - » Eighth game of the season scoring in double-digits, and his second straight.
    - » Second-best rebounding effort of the season behind his career-high-tying 10 vs. Nebraska on Dec. 13.
  - **Jake Davis** knocked down four 3-pointers to finish with 12 points and added three rebounds and was a game-high +28.
    - » Third game of the season with 10+ points and the fifth such game of his Illinois career.
    - » Ninth game as an Illini with multiple 3-pointers.
    - » Fifth straight game with at least one 3-pointer, the longest streak of his Illinois career.
    - » Four 3-pointers marked a career-high vs. a Big Ten opponent.
  - **Tomislav Ivisic** recorded 14 points, four rebounds, one assist, one block and one steal.
    - » Seventh double-digit scoring game of the season and the 29th of his collegiate career.
    - » Has hit a 3-pointer in 10 of 12 games played this season and entered Thursday night ranked first nationally among 7-footers at 1.4 3-pointers per game.
  - **Kylan Boswell** recorded nine points, five rebounds and a game-high five assists.
    - » Third game of the season with at least five assists.
    - » Fifth game of the season with at least five rebounds.
- ### NOTES FROM GAME 14 WIN OVER PENN STATE AT THE PALESTRA
- Illinois outrebounded Penn State, 48-37.
    - » Illinois has outrebounded 12 of 14 opponents this season with a 10-2 record in those contests.
  - Illinois improves to 34-23 all-time vs. Penn State and 14-12 in road games vs. the Nittany Lions.
    - » The Illini have won two straight in the series, overall, and snapped Penn State's two-game home win streak vs. the Orange and Blue.
    - » Illinois' first road win over Penn State since a 98-81 victory at University Park on Dec. 23, 2020.
  - 83rd Big Ten win since 2019-20, one behind Purdue for the most in the league over the last seven seasons.
  - Illinois is 2-0 in Big Ten road games this season.
    - » 36 Big Ten road wins since 2019-20, the top mark in the conference.
  - Illinois improves to 4-1 all-time in games played at The Palestra.

- **Kylan Boswell** scored a game-high 18 points, including a pair of 3-pointers and a 6-for-6 effort from the free-throw line.
  - » 10th game of the season in double-figures scoring, first since Dec. 13 vs. Nebraska.
  - » Leads the team with 34 career double-digit scoring games in 49 games in Orange and Blue.
- **Keaton Wagler** scored 16 points (7-8 FTs) with three rebounds and three assists despite being limited to just 20 minutes with foul trouble throughout the game.
  - » First Illini into double-figures scoring, his 11th such game of the season, tied for the most on the team with David Mirkovic.
  - » Sixth straight game with 10+ points, averaging 17.8 ppg during that stretch
- **David Mirkovic** posted his team-leading fifth double-double of the season with 13 points and 10 rebounds to go with three assists.
  - » Scored 10+ points for second straight game and the 11th time this season, tied for the most on the team with Keaton Wagler.
  - » Team-leading fifth game of the season with 10+ rebounds and his team-high seventh game of the season as the team's top rebounder.
- **Andrej Stojakovic** tallied 12 points (4-4 FTs) and six rebounds (three offensive).
  - » Eighth game of the season scoring in double-digits.
- **Zvonimir Ivisic** tallied six points and tied for game-high honors with 10 rebounds, while blocking a game-high five shots in 23 minutes off the bench.
  - » Second game of the season with at least 10 rebounds and his third game of the year as the team's top rebounder.
  - » Seven games this season with at least three blocks (three consecutive)..

#### MIRKOVIC'S HISTORIC 20-20 GAME PERFORMANCE

- Fighting Illini freshman F **David Mirkovic** earned his second straight Big Ten Player of the Week with an historic 27-point, 21-rebound double-double in the Illini's win vs. Colgate on Nov. 14.
  - » 21 rebounds are the most by a freshman in school history, breaking **Kofi Cockburn's** record of 17 from 2019-20, and tied for seventh most all-time in Illinois history.
  - » He posted the first 20 pts-20 reb game by an Illini in 53 seasons, since **Nick Weatherspoon** (37 pts, 22 reb) vs. DePauw on Dec. 2, 1972.
  - » Recorded his third double-double of the season and has a team-leading four entering the Dec. 6 matchup vs. #13 Tennessee.
  - » Became just the fourth freshman nationally in the last 21 years to record at least 27 points and 21 rebounds in a game: Marvin Bagley III for Duke (12/30/17 vs. Florida State), Michael Beasley twice for Kansas State (11/9/07 vs. Sacramento State and 11/17/07 vs. Western Illinois), and Kevin Durant for Texas (1/31/07 at Texas Tech).
  - » Scored his first 20-point game of the season/of his career, and the fourth of seven consecutive game of 10+ points to start his career.
  - » Eclipsed the 10-rebound mark in the first half, the third time in four games to open his career that he has posted double-digit boards.

#### ILLINI ROSTER AT A GLANCE

- Illinois' 2025-26 roster returns key contributors in guard **Kylan Boswell**, center **Tomislav Ivisic**, forward **Ben Humrichous** and forward **Jake Davis**. Those four collected 45% of the Illini's minutes a year ago, which included 41% of the team's points and 43% of its rebounds.
- The Fighting Illini added six newcomers that were rated as four-star additions by 247.
- Joining the mix are a pair of impact college transfers in forward **Zvonimir Ivisic** from Arkansas – Tomislav's twin brother – and guard **Andrej Stojakovic** from Cal.
- Illinois has continued its successful recruiting run in Europe with two more standout acquisitions in point guard **Mihailo Petrovic** of Serbia and forward **David Mirkovic** of Montenegro.
- A pair of promising freshmen from the U.S. high school ranks also look to make an immediate impact: guard **Keaton Wagler**, the 2025 Kansas Gatorade Player of the Year, and guard **Brandon Lee**, the No. 7 scorer in the state of New Jersey.
- The Illini also return junior wing **Ty Rodgers** and freshman **Jason Jakstys**, both coming off redshirt seasons, and **AJ Redd**. Rodgers is currently sidelined with a knee injury, while Jakstys is in his first action for the Illini. Redd, a senior, is a former manager who joined the Illini roster midway through his freshman campaign.
- In addition, the Illini added freshman guard **Blake Fagbemi**, a local product from Naperville who helped lead Benet Academy to the 2025 IHSA Class 4A state title at State Farm Center.
- The exciting mix of talent, experience, skill, and youth has the Illini ranked sixth in

kenpom entering the season.

#### PRESEASON ACCOLADES

- Senior **Kylan Boswell** and juniors **Andrej Stojakovic** and **Tomislav Ivisic** have been recognized as national awards candidates.
  - » **Boswell** in on the 20-man watch list for the Jerry West Award, presented to the nation's top shooting guard.
  - » **Ivisic** is on the 20-man watch list for the Kareem Abdul-Jabbar Award going to the nation's top center.
  - » **Stojakovic** is listed on the watch list for the Julius Erving Award as one of the nation's top 20 small forwards
  - » **Ivisic** and **Stojakovic** are also on the 50-man watch list for the Naismith Trophy Men's College Player of the Year.
  - » **Stojakovic** is on the 50-player watch list for the John R. Wooden Award.
- **Boswell** started 34 games last year in his first season with the Illini, averaging 12.3 points, 4.8 rebounds and 3.4 assists. He scored in double figures 24 times and was at his best down the stretch, averaging nearly 17 points over the final eight games of the season with highlight performances of 23 points and six assists in the NCAA Second Round vs. Kentucky and career-high 24 points with seven assists in the Big Ten Tournament Second-Round win over Iowa.
- **Ivisic** was the Illini's second-leading scorer and leading rebounder and shot blocker last year, averaging 13.0 points, 7.7 rebounds, and 1.2 blocks in his first collegiate season. He ranked fourth in the Big Ten with 11 double-doubles and registered five games of 20+ points. He also shot a team-best 35.7% from 3-point range, connecting on 55-of-154 behind the arc. Ivisic combined for nine made triples during the NCAA Tournament, hitting four in the first-round win over Xavier en route to a 20-point, 10-rebound double-double, then draining five in the second round vs. Kentucky as part of a 19-point, 6-rebound, 4-block performance.
- **Stojakovic** was the sixth-leading scorer in the ACC last year during his sophomore season at Cal, averaging 17.9 points. In addition to his scoring, he also averaged 4.7 rebounds and 1.8 assists and led Cal in blocks with an average of 1.2 bpg. Stojakovic scored in double figures in 25 of 29 games with 13 performances of 20+ points. He earned a spot on the ACC All-Tournament First Team, averaging 33 points on 57% shooting in a pair of postseason contests. Stojakovic erupted for a career-high 37 points vs. Stanford after opening the tournament with 29 points in a win over Virginia Tech.

#### HIGH-SCORING ILLINI

- Under head coach **Brad Underwood**, the Fighting Illini have regularly produced some of the most potent offensive team's in program history.
- The Illini closed the 2024-25 season as the highest-scoring team in the Big Ten Conference, averaging 83.6 points per game. It was Illinois' highest scoring average in 31 years, since the 1993-94 team put up 84.0 points per game.
- Through 16 games this season, the Illini are averaging 86.0 points per game, on pace to challenge for a top-5 mark in program history.
- Illinois scored 80+ points in each of their first seven games of the season - including back-to-back games of 113 points to open the season. It marked the program's longest streak of 80+ points since the Flyin' Illini did so in 12 consecutive contests to open the season in 1988-89.
- Entering Wednesday's Big Ten road matchup at Northwestern, the Illini have scored at least 70 points in 15 of the team's first 16 contests with a 13-2 record in those games.

#### UNDERWOOD FOURTH ON ILLINI WINS LIST, THIRD IN BIG TEN WINS

- Now in his ninth season in charge of the Fighting Illini, **Brad Underwood** ranks fourth all-time in win in program history behind Lou Henson, Harry Combes, and Bruce Weber:

##### All-Time Wins By An Illini Head Coach

1. Lou Henson	423	21 years (1976-96)
2. Harry Combes	316	20 years (1948-67)
3. Bruce Weber	210	9 years (2004-12)
<b>4. Brad Underwood</b>	<b>178</b>	<b>9th year (2018-)</b>

- Underwood is up to third place, meanwhile, among Illinois coaches all-time with 94 Big Ten wins:

##### All-Time Big Ten Wins By An Illini Head Coach

1. Lou Henson	214	21 years (1976-96)
2. Harry Combes	174	20 years (1948-67)
<b>3. Brad Underwood</b>	<b>96</b>	<b>9th year (2018-)</b>

## SEASON TICKETS SOLD OUT AT STATE FARM CENTER

- Support for the Fighting Illini men's basketball program has reached new heights under head coach **Brad Underwood** entering the 2025-26 season.
- The allotment of season tickets at State Farm Center – both general public and students – sold out nearly six weeks before the Fighting Illini's season opener.
- Public season tickets sold out for the second consecutive season, while the 3,000 student season-ticket seats sold out for the fifth straight year, this time in a record 18 minutes.
- Single-game tickets are on sale now. Remaining games against Indiana (Feb. 15) and Michigan (Feb. 27) are sold out.
- Illinois has already played in front of four sellout crowds this season: Florida Gulf Coast (Nov. 7), Texas Tech (Nov. 11), Colgate (Nov. 14), and Southern (Dec. 29).

## THE BIG'S BEST

- Entering the 2025-26 season, Illinois ranked tied for bnj the Big Ten lead in conference wins since the start of the 2019-20 season. The Illini are one game behind Purdue through five league games.

### Big Ten Wins (Since 2019-20)

1. Purdue	86
<b>2. Illinois</b>	<b>85</b>
3. Michigan State	76
Wisconsin	75
5. Iowa	67
Michigan	67

- Illinois' 37 Big Ten road wins since 2019-20 lead the conference:

### Big Ten Road Wins (Since 2019-20)

<b>1. Illinois</b>	<b>37</b>
2. Purdue	33
3. Wisconsin	30
4. Michigan	28
Michigan State	28

- When including the Big Ten Tournament, Illinois is second in overall wins against Big Ten opponents since 2019-20, also one back of Purdue through three games this season:

### Big Ten Regular Season + Big Ten Tournament Wins (Since 2019-20)

1. Purdue	93
<b>2. Illinois</b>	<b>92</b>
3. Wisconsin	82
4. Michigan State	80
5. Iowa	73

- The Illini won the 2024 Big Ten Tournament championship as the #2 seed, captured the regular season championship in 2022, and led the conference in wins while adding a Big Ten Tournament crown in 2021. Illinois' three conference championships since 2020-21 are the tied for first in the league over the last five seasons:

### Big Ten Titles (Since 2020-21)

<b>1. Illinois</b>	<b>3 total* (1 regular season, 2 tournament)</b>
Purdue	3 total (2 regular season, 1 tournament)
3. Michigan	2 total (1 regular season*, 1 tournament)
4. Michigan State	1 total (1 regular season)
Wisconsin	1 total (1 regular season)
Iowa	1 total (1 tournament)

\* Illinois (16-4) played the full Big Ten schedule during the 2021 season, winning two more games than Michigan (14-3), but U-M was awarded the league's regular-season championship by virtue of an edge in win percentage of .024.

## HIGHLIGHTING ILLINOIS' STRENGTH OF SCHEDULE

- Illinois head coach **Brad Underwood** believes in putting together a rigorous schedule to prepare for Big Ten play, and that has resulted in the Fighting Illini annually competing against some of the nation's strongest schedules over the last eight seasons.
- Since leading the Fighting Illini against kenpom's No. 58 schedule in his first season in 2018, Underwood and the Illini have faced top-25 slates in six of the last seven seasons:
  - » No. 58 in 2017-18
  - » No. 17 in 2021-22
  - » No. 13 in 2018-19
  - » No. 36 in 2022-23

- » No. 25 in 2019-20
- » No. 17 in 2023-24
- » No. 5 in 2020-21
- » No. 4 in 2024-25

- The 2025-26 season will be another tough test for the Illini. The Big Ten schedule includes eight league games against teams that participated in the 2025 NCAA Tournament and five contests against teams in the preseason AP Top 25.
- The Illini closed out one of the nation's most challenging nonconference slates, which featured several matchups against power conference opponents in November and December.
  - » Nov. 11 vs. #11 Texas Tech - W, 81-77
  - » Nov. 19 vs. #11 Alabama - L, 86-90 (Chicago, Ill.)
  - » Nov. 28 vs. #5 UConn - L, 61-74 (New York, N.Y.)
  - » Dec. 6 vs. #13 Tennessee - W, 75-62 (Nashville, Tenn.)
  - » Dec. 22 vs. Missouri - W, 91-48 (St. Louis, Mo.)
- All five marquee non-conference opponents entered the 2025-26 season on the heels of NCAA Tournament runs, with Alabama (East / 2 Seed), Tennessee (Midwest / 2 Seed), and Texas Tech (West / 3 Seed) all making the Elite 8. UConn (West / 8 Seed) and Missouri (West / 6 Seed) closed in the Round of 32 and Round of 64, respectively.

## WINNING BIG

- Illinois' performance in conference play during the **Brad Underwood** era has reached historic levels of success. The Illini have recorded 81 Big Ten wins over the last six years, a mark that not only leads the league but also is the most in school history over any six-year stretch, four more than the next-best run:

### Illinois' Most Big Ten Conference Wins in a Six-Year Period

- 81 – 2020 (13), 2021 (16), 2022 (15), 2023 (11), 2024 (14), 2025 (12) – Brad Underwood**
- 77 – 1984 (15), 1985 (12), 1986 (11), 1987 (13), 1988 (12), 1989 (14) – Lou Henson
- 76 – 2019 (7), 2020 (13), 2021 (16), 2022 (15), 2023 (11), 2024 (14) – Underwood**
- 74 – 2001 (13), 2002 (11), 2003 (11), 2004 (13), 2005 (15), 2006 (11) – Bill Self (3) / Bruce Weber (3)  
74 – 2000 (11), 2001 (13), 2002 (11), 2003 (11), 2004 (13), 2005 (15) – Lon Kruger (1) / Self (3) / Weber (2)  
74 – 1983 (11), 1984 (15), 1985 (12), 1986 (11), 1987 (13), 1988 (12) – Henson

- Illinois has produced 21 seasons with 12 or more Big Ten wins in program history, five of which have come in the last six seasons under **Underwood**.
- Underwood now owns Illinois' two all-time winningest Big Ten seasons, three of the top five, four of the top eight, and five of the top 15:

### Illinois' Most Single-Season Big Ten Conference Wins

<b>1. 16 Brad Underwood - 2021</b>	T8. 13 Lou Henson - 1987
<b>T2. 15 Brad Underwood - 2022</b>	T8. 13 Harry Combes - 1951
T2. 15 Bruce Weber - 2005	T8. 13 Doug Mills - 1942
T2. 15 Lou Henson - 1984	<b>T15. 12 Brad Underwood - 2025</b>
<b>T5. 14 Brad Underwood - 2024</b>	T15. 12 Lou Henson - 1988
T5. 14 Lou Henson - 1989	T15. 12 Lou Henson - 1985
T5. 14 Harry Combes - 1953	T15. 12 Lou Henson - 1981
<b>T8. 13 Brad Underwood - 2020</b>	T15. 12 Doug Mills - 1943
T8. 13 Bruce Weber - 2004	T15. 12 Ralph R. Jones - 1915
T8. 13 Bill Self - 2001	T15. 12 Harry Combes - 1952
T8. 13 Lon Kruger - 1998	

## ILLINI IN THE NBA

- History was made in June for Fighting Illini basketball when freshmen **Kasparas Jakucionis** and **Will Riley** became the first-ever one-and-done players for the Illinois program.
- The Illini stars were selected back-to-back in the first round of the 2025 NBA Draft, with **Jakucionis** taken at No. 20 overall by the Miami Heat and **Riley** going to the Washington Wizards the very next pick at No. 21 as part of a trade with Utah.
- Illinois has now had four players selected in the NBA Draft during head coach **Brad Underwood's** tenure, with **Jakucionis** and **Riley** following **Ayo Dosunmu** in the second round in 2021 (Chicago Bulls) and **Terrence Shannon Jr.** in the first round

(Minnesota Timberwolves) in 2024.

- Illinois stands as one of just three programs with multiple first-round picks in the 2025 draft, along with Duke (3) and Rutgers (2). The Illinois' total of three first-round picks over the last two drafts (2024 and 2025) leads the Big Ten and ranks second nationally behind Duke (4) and tied with Baylor and UConn.
- **Jakucionis** led the Illini in scoring and assists, averaging 15.2 ppg and 4.7 apg, and was third on the team in rebounding at 5.7 rpg. He equaled the most points ever scored by an Illini freshman, totaling 494 during his 33 starts, and set UI rookie season records shooting 84.5% from the free throw line and tallying eight 20-point games. **Jakucionis** was a Big Ten All-Freshman Team selection, first-team NABC All-Great Lakes District, second-team All-Big Ten by AP, third-team All-Big Ten by the league coaches and media, and was named Illinois Freshman of the Year.
- **Riley**, averaged 12.6 points, 4.1 rebounds and 2.2 assists while playing in all 35 games. He registered double figures in 13 of the final 15 games, averaging 15.9 ppg over that stretch with five 20-point performances. **Riley** burst onto the scene by scoring 31 points vs. Eastern Illinois to set the Illini freshman debut scoring record. His instant offense for much of the season came from off the bench, culminating in his selection as Big Ten Sixth Man of the Year by the league coaches.
- **Shannon**, in Year 2 with the Timberwolves, was named an All-American by four media outlets after helping leading Illinois to 29 wins, the third-winningest season in school history, and No. 6 ranking in final AP poll in 2024. He earned NCAA All-Region Team honors, leading Illinois to its first Elite Eight appearance since 2005, and was named the Big Ten Tournament Most Outstanding Player. A first-team All-Big Ten selection by the coaches, media, and AP, Shannon shattered the Illinois all-time single season scoring record, totaling 736 points, ranked third in the NCAA in scoring at 23.0 ppg, and set the Big Ten Tournament's three-game scoring record with an astounding 34.0 points-per-game average (102 total).
- **Dosunmu**, now in his fifth season with the Bulls, averaged 20.1 points, 6.3 rebounds and 5.3 assists during his final season at Illinois in 2021, becoming the first NCAA player since 2010 and just the second Big Ten player since 1993 to average at least 20 points, six rebounds and five assists. He accumulated the most impressive single-season list of accolades ever by an Illini player, highlighted by USA Today National Player of the Year, Bob Cousy Point Guard of the Year, and consensus first-team All-American.

#### NEW ADDITIONS TO COACHING STAFF

- Head coach **Brad Underwood** made a key addition to his staff this offseason with the addition of assistant coach **Camryn Crocker** and assistant to the head coach **Kevin Kruger**.
- **Crocker** brings a decade of coaching experience to the Fighting Illini staff that already included associate head coach **Orlando Antigua**, a 22-year veteran in Year 2 of his second stint with the Illini (sixth overall at Illinois), and three other assistant coaches: **Geoff Alexander** (ninth year), **Tyler Underwood** (fifth year), and **Zach Hamer** (seventh year).
- **Crocker**, who most recently was an assistant coach at Colgate (2022-25), will serve as the Illini's defensive coordinator alongside roles held by **Alexander** (recruiting coordinator), **Tyler Underwood** (offensive coordinator), and **Hamer** (director of player development)
- **Kruger** returns to Champaign where he lived for four years while his father, College Basketball Hall of Famer Lon Kruger, served as head coach from 1996-2000. Kruger was most recently the head coach at UNLV, where he led the Runnin' Rebels to four straight winning seasons and a record of 76-55.

#### BIG TEN SCHEDULING DETAILS

- The 18-team Big Ten schedule format, now in its second season, calls for each school to play three teams both home and away, and 14 teams once (seven home and seven away) as part of the 20-game slate:
  - » Illinois' doubles: Maryland, Nebraska, Northwestern
  - » Illinois' home singles: Indiana, Michigan, Minnesota, Oregon, Rutgers, Washington, Wisconsin
  - » Illinois' road singles: Iowa, Michigan State, Ohio State, Penn State, Purdue, UCLA, USC
  - » Illinois will play eight league games against teams that participated in the 2025 NCAA Tournament.



# HEAD COACH BRAD UNDERWOOD

9TH YEAR AT ILLINOIS // 13TH YEAR AS DIV. I HEAD COACH // 39TH YEAR IN COACHING

## THE UNDERWOOD FILE

### HOMETOWN

McPherson, Kan.

### FAMILY

Wife, Susan  
Son, Tyler; Daughters, Katie & Ashley

### EDUCATION

Kansas State University,  
B.S., Radio & TV Communications, 1986

### PLAYING EXPERIENCE

1983 Hardin-Simmons University  
1984 Independence Community College  
1985-86 Kansas State University

### COACHING EXPERIENCE

1988 (1 YR) Graduate Assistant Coach  
Hardin-Simmons University

1989 (1 YR) Assistant Coach  
Dodge City Community College

1990-93 (4 YRS) Head Coach  
Dodge City Community College

1994-2003 (10 YRS) Assistant Coach  
Western Illinois University

2004-06 (3 YRS) Head Coach  
Daytona Beach Community College

2007 (1 YR) Director of Operations  
Kansas State University

2008-11 (4 YRS) Assistant Coach  
Kansas State University

2012 (1 YR) Associate Head Coach  
Kansas State University

2013 (1 YR) Associate Head Coach  
University of South Carolina

2014-16 (3 YRS) Head Coach  
Stephen F. Austin University

2017 (1 YR) Head Coach  
Oklahoma State University

2018- (9TH YR) Head Coach  
University of Illinois

Brad Underwood has reinvigorated Illinois Basketball, bringing the Fighting Illini back to the national stage and building a championship program during his tenure in Champaign.

Underwood is the 18th head coach in Illinois history, hired in March 2017 as the Richmond Family Endowed Men's Head Basketball Coach. He has won more than 68 percent of his games during his 12 years as a Division I head coach, recording 10 seasons with at least 20 wins. Underwood has made nine appearances in the NCAA Tournament, with a 10th precluded by the cancellation of the 2020 postseason due to COVID-19.

The Big Ten has been the nation's preeminent conference in recent years. Yet no team has fared better during this stretch than the Fighting Illini, who are 81-39 in Big Ten play the last six years of the Underwood era. Over that time, Illinois is tied for the most wins in league play (81) while owning the most league road wins (34) and tied for the most regular season and conference tournament wins combined (88). The Illini are the only program, meanwhile, with a winning Big Ten record in each of the last six years.

The 81 victories in Big Ten play mark the winningest six-year run in school history, with Underwood claiming Illinois' two all-time winningest Big Ten seasons (16 in 2021, 15 in 2022), three of the top five (14 in 2024), four of the top eight (13 in 2020), and five of the top 15 (12 in 2025) during this stretch.

Underwood has led Illinois to three Big Ten championships in the last five years, tied for most in the conference. He is the lone Illini coach, one of three active league coaches, and one of seven coaches in conference history to win multiple Big Ten Tournament titles, hoisting trophies in 2021 and 2024. He also directed the Illini to the 2022 Big Ten regular season crown, and in addition led Illinois to the most wins in the league in 2021.

Underwood's three Big Ten titles is tied for second-most in program history and trails only Harry Combes, who totaled four over his 20-year career. Underwood has joined Lou Henson as the only coaches in school history to lead the Orange and Blue to at least five consecutive NCAA Tournament appearances. His sixth, meanwhile, was precluded by the cancellation of the 2020 postseason due to COVID-19.

Illinois is one of only three Big Ten teams, and 13 teams nationally, to participate in each of the last five NCAA Tournaments. Illinois has earned a top 4 seed three times during this stretch, highlighted by the fourth No. 1 seed in school history in 2021. Illinois is one of 12 programs to advance in NCAA Tournament play at least four of the last five years highlighted by its 2024 run to the Elite Eight, the first Regional Final appearance for the UI program since 2005.

Underwood is coming off another successful season in 2025, his eighth in Champaign. Despite losing all five starters and its top eight leading scorers from an NCAA Elite Eight team in 2024, Illinois spent the majority of the 2024-25 season ranked in the Top 25, totaled 22 victories on the year, made its fifth straight NCAA Tournament appearance – advancing to the Round of 32 – and finished the year ranked 17th in kenpom. Perhaps its most impres-

sive feat is that despite playing a top-10 rated schedule, Illinois recorded its sixth straight 20-win regular season, standing as one of just four teams nationally to carry that streak.

Underwood's 2025 squad was once again known for its prolific offense. Illinois averaged 83.6 points per game, its highest scoring average in the last 31 years. The Illini topped 80 points 22 times, going 21-1 in those games. Standout offensive performances included the 109-77 win at No. 9 Oregon, the largest margin of victory in NCAA history by a road team against a top-10 opponent, the 106-94 win over Iowa to set the program's Big Ten Tournament single-game scoring record, and the 94-69 win at Indiana that marked the most points ever scored by a visiting team in a regulation game at Assembly Hall.

The Illini were led by newcomers, with the roster ranking 300th nationally and second-to-last among power five teams in Division I experience. Two of those newcomers would go on to make history, as freshmen Kasparas Jakucionis and Will Riley became Illinois' first ever one-and-done players when they were selected back-to-back in the first round of the 2025 NBA Draft. It marked the first time in 20 years, and just the third time in program history, that Illinois had two first-round picks in the same draft.

Illinois hoisted a conference trophy for the third time in Underwood's seventh year at the helm in 2024, winning the Big Ten Tournament Championship in Minneapolis. Underwood became the first Illinois coach to win multiple Big Ten Tournaments, claiming two in a span of just four years. That followed a runner-up finish during the regular season where the Illini went 14-6 in conference play.

The Illini went 29-9 overall, with the 29 victories ranking as the third-winningest season in program history. Illinois earned a No. 3 seed in the NCAA Tournament and won three games to advance to the East Regional Final, marking the program's first Elite Eight appearance since 2005. Upon making his first trip to the NCAA second weekend, Underwood led the Orange and Blue to a victory over No. 2 seed Iowa State in the Sweet 16 as Illinois recorded just its second NCAA Tournament win ever over a top-two seed.

Illinois ended the year at No. 6 in the Associated Press poll, marking its second top-10 final ranking in four years and fourth top-25 finish in five years. The 2023-24 offense was Illinois' most efficient in the kenpom era, placing third nationally at 1.255 points per possession. The Illini averaged 83.4 points per game, its highest scoring average in 30 years. Illinois had two first-team All-Big Ten selections for the second time in the Underwood era in seniors Terrence Shannon Jr. and Marcus Domask. Shannon was the nation's third-leading scorer at 23.0 ppg, the highest average by an Illini player in 51 years.

Brad and his wife, Susan, have a son, Tyler, and two daughters, Katie and Ashley. Tyler, who played four seasons for the Illini while earning three degrees, is an assistant coach/offensive coordinator on the Illinois staff. Katie also is a U of I graduate, and Ashley graduated from Miami-Ohio.

Complete Underwood Bio Available at [FightingIllini.com](http://FightingIllini.com)

## UNDERWOOD'S DIVISION I HEAD COACHING RECORD

Season	School	Overall	Conf. (Finish)	Postseason
2013-14	Stephen F. Austin	32-3	18-0 (1st)	NCAA Round of 32
2014-15	Stephen F. Austin	29-5	17-1 (1st)	NCAA First Round
2015-16	Stephen F. Austin	28-6	18-0 (1st)	NCAA Round of 32
2016-17	Oklahoma State	20-13	9-9 (5th)	NCAA First Round
2017-18	Illinois	14-18	4-14 (11th)	—
2018-19	Illinois	12-21	7-13 (10th)	—
2019-20	Illinois	21-10	13-7 (4th)	<i>Canceled Due to COVID-19</i>
2020-21	Illinois	24-7	16-4 (2nd*)	NCAA Round of 32
2021-22	Illinois	23-10	15-5 (1st)	NCAA Round of 32
2022-23	Illinois	20-13	11-9 (5th)	NCAA First Round
2023-24	Illinois	29-9	14-6 (2nd)	NCAA Elite Eight
2024-25	Illinois	22-13	12-8 (7th)	NCAA Round of 32
2025-26	Illinois	13-3	4-1	
<b>At Illinois</b>	<b>9th Year</b>	<b>178-104 (.631)</b>		
<b>Career</b>	<b>13th Year</b>	<b>287-131 (.687)</b>		

\*Illinois led the Big Ten in wins while playing the full conference schedule in 2021, but because of an uneven number of games played, finished as runner-up by a winning percentage differential of .024



# 4 KYLAN BOSWELL

SENIOR // GUARD // 6-2 // 215  
CHAMPAIGN, ILL. // AZ COMPASS PREP // ARIZONA



FightingIllini.com/KylanBoswell

### PRONUNCIATION

KYE-len BOZ-well

### 2025-26

- Jerry West Shooting Guard of the Year watch list candidate
- 17 points with four rebounds and season-high three steals in win at #19 Iowa (1/11)
- Nine points, five rebounds and game-high five assists in win vs. Rutgers (1/8)
- Game-high 18 points (6-6 FT) with four rebounds in win vs. Penn State (1/3) at The Palestra
- 20 Points (3-6 3FG) with three rebounds and three assists vs. #23 Nebraska
- 15 points (6-11 FG) and three assists in win vs. #13 Tennessee (12/6)
- Game-high 25 points (7-7 FT), nine rebounds and three assists vs. #5 UConn (11/29)
- 22 points and season-high seven assists vs. #11 Alabama (11/19)
- 11 points, four rebounds, and a team-high four assists vs. Colgate (11/14)
- Eclipsed 1,000 career points with 22 points (9-12 FTs) in win over #11 Texas Tech (11/11)
- Second-career double-double with a career-high 31 points (4-7 3FGs, 11-13 FTs) and a career-high-tying 10 rebounds vs. Florida Gulf Coast (11/7)
- 10 points, five rebounds, and game-high five assists in opener vs. Jackson State (11/3)

### 2024-25

- Started 34 of 35 games, averaging 12.3 points, 4.8 rebounds and 3.4 assists
- Scored in double figures 24 times, including each of the final eight games (16.9 ppg)
- Game-high 23 points (9-14 FGs) and six assists in NCAA Tourney Round 2 vs. #18 Kentucky (3/23)
- 15 points (3-4 3FGs) and five rebounds in NCAA Tournament First Round win over Xavier (3/21)
- 14 points in Big Ten Tournament Quarterfinal vs. #11 Maryland (3/14)

- Career-high 24 points (10-14 FGs, 4-7 3FGs) and game-high seven assists in Big Ten Tournament Second Round win over Iowa (3/13)
- 15 points, four rebounds, and five assists in win over #18 Purdue (3/7)
- 17 points and nine rebounds (five offensive) with four assists and career-high two blocks in win at #15 Michigan (3/2)
- 15 points, four rebounds and team-high seven assists in win over Iowa (2/25)
- 14 points (5-8 FGs, 3-3 FTs) in lone game off bench in win over Ohio State (2/2)
- Game-high 17 points (9-10 FTs) with six rebounds and four assists in win over Northwestern (1/26)
- 14 points and a team-high nine rebounds (three offensive) vs. Maryland (1/23)
- 13 points, game-high nine rebounds and four assists at Michigan State (1/19)
- 22 points with seven rebounds and three steals in win at Indiana (1/14)
- 10 points, eight rebounds, six assists, and tied career high with five steals vs. USC (1/11)
- 14 points (all in second half) in just 22 minutes in win at Washington (1/5)
- 15 points while making 4-of-5 three-pointers in win at #9 Oregon (1/2)
- Recorded a triple-double in win over Chicago State (12/29), registering 18 points, career-high 10 rebounds, and career-high 10 assists
- 16 points, nine rebounds, and game-high five assists in Braggins' Rights win vs. Missouri (12/22), also setting career highs in free throws made and attempted (11-of-12)
- 19 points in win over #20 Wisconsin (12/10)
- 18 points with six assists and five boards in win over #19 Arkansas in Kansas City (11/28)
- 17 points and seven rebounds vs. #8 Alabama (11/20)

### PERSONAL

- Born April 18, 2005
- Majoring in communication

## GAME-BY-GAME STATISTICS

Date	Opponent	GS	MIN	FIELD GOALS			THREES		FREE THROWS		REBOUNDS			PF	A	TO	B	S	POINTS	
				FG	FG%	3FG	3%	FT	FT%	OFF	DEF	REB	RPG						PTS	PPG
11/03/25	Jackson State	*	28	4-9	.444	2-5	.400	0-1	.000	1	4	5	5.0	2	5	1	0	2	10	10.0
11/07/25	FGCU	*	28	8-13	.615	4-7	.571	11-13	.846	3	7	10	7.5	4	3	1	0	0	31	20.5
11/11/25	Texas Tech	*	38	5-10	.500	3-5	.600	9-12	.750	0	2	2	5.7	4	3	4	0	1	22	21.0
11/14/25	Colgate	*	30	5-16	.313	1-6	.167	0-0	.000	1	3	4	5.3	2	4	1	0	2	11	18.5
11/19/25	vs Alabama	*	33	8-18	.444	0-4	.000	6-7	.857	1	3	4	5.0	4	7	1	0	1	22	19.2
11/22/25	Long Island	*	30	4-5	.800	1-2	.500	2-2	1.000	2	0	2	4.5	2	3	2	0	1	11	17.8
11/24/25	UTRGV	*	25	1-5	.200	0-4	.000	4-4	1.000	2	0	2	4.1	4	3	1	0	0	6	16.1
11/28/25	vs UConn	*	39	8-16	.500	2-8	.250	7-7	1.000	2	7	9	4.8	2	3	1	0	0	25	17.3
12/06/25	vs Tennessee	*	36	6-11	.545	0-3	.000	3-6	.500	0	2	2	4.4	1	3	1	0	0	15	17.0
12/09/25	at Ohio State	*	31	1-4	.250	1-2	.500	1-2	.500	3	1	4	4.4	4	1	1	0	0	4	15.7
12/13/25	Nebraska	*	37	5-9	.556	3-6	.500	7-9	.778	2	1	3	4.3	1	3	0	0	0	20	16.1
12/22/25	vs Missouri	*	23	3-8	.375	0-3	.000	0-0	.000	1	2	3	4.2	3	3	2	0	0	6	15.3
12/29/25	Southern	*	23	3-5	.600	2-3	.667	0-0	.000	2	3	5	4.2	0	3	1	0	0	8	14.7
01/03/26	at Penn State	*	35	5-13	.385	2-5	.400	6-6	1.000	0	4	4	4.2	3	0	1	0	0	18	14.9
01/08/26	Rutgers	*	30	4-7	.571	1-4	.250	0-0	.000	0	5	5	4.3	1	5	1	0	0	9	14.5
01/11/26	at Iowa	*	37	7-13	.538	1-5	.200	2-2	1.000	1	3	4	4.3	3	3	1	0	3	17	14.7
01/14/26	at Northwestern																			
01/17/26	Minnesota																			
01/21/26	Maryland																			
01/24/26	at Purdue																			
01/29/26	Washington																			
02/01/26	at Nebraska																			
02/04/26	Northwestern																			
02/07/26	at Michigan State																			
02/10/26	Wisconsin																			
02/15/26	Indiana																			
02/18/26	at USC																			
02/21/26	at UCLA																			
02/27/26	Michigan																			
03/03/26	Oregon																			
03/08/26	at Maryland																			

## CAREER HIGHS

**PTS: 31**  
vs. Florida Gulf Coast (11/7/25)

**FG: 10**  
vs. Iowa (3/13/25)

**FG ATT: 19**  
vs. Long Beach St. (3/21/24)

**3-PT: 5**  
vs. Oregon (3/2/24)

**3-PT ATT: 9 (twice)**  
last vs. UMES (11/23/24)

**FT: 11 (twice)**  
last vs. Florida Gulf Coast (11/7/25)

**FT ATT: 13**  
vs. Florida Gulf Coast (11/7/25)

**REB: 10 (three times)**  
last vs. Florida Gulf Coast (11/7/25)

**AST: 10**  
vs. Chicago State (12/29/24)

**STL: 5 (twice)**  
last vs. USC (1/11/25)

**BLK: 2**  
at Michigan (3/2/25)

**MIN: 41:24**  
at Northwestern (12/6/24)

## SEASON HIGHS

**PTS: 31**  
vs. Florida Gulf Coast (11/7/25)

**FG: 8 (three times)**  
last vs. UConn (11/28/25)

**FG ATT: 18**  
vs. Alabama (11/19/25)

**3-PT: 4**  
vs. Florida Gulf Coast (11/7/25)

**3-PT ATT: 8**  
vs. UConn (11/28/25)

**FT: 11**  
vs. Florida Gulf Coast (11/7/25)

**FT ATT: 13**  
vs. Florida Gulf Coast (11/7/25)

**REB: 10**  
vs. Florida Gulf Coast (11/7/25)

**AST: 7**  
vs. Alabama (11/19/25)

**STL: 3**  
at Iowa (1/11/26)

**BLK: 0**

**MIN: 39:27**  
vs. UConn (11/28/25)

## CAREER STATISTICS AT ARIZONA

	G	GS	MIN	AVG	FIELD GOALS			THREE-POINTERS			FREE THROWS			OREB.	REBOUNDS			PF	FO	AST	AST/G	TO	BLK	STL	PTS	PPG
					FG	FGA	PCT	3PM	3PA	PCT	FTM	FTA	PCT		DREB.	REB.	AVG.									
2022-23	35	0	532	15.2	58	129	.450	30	77	.390	15	19	.789	5	50	55	1.6	41	0	57	1.6	29	0	26	161	4.6
2023-24	36	35	968	26.9	125	316	.396	66	174	.380	31	39	.795	11	73	84	2.3	47	0	130	3.6	61	4	50	347	9.6
<b>Total</b>	<b>71</b>	<b>35</b>	<b>1500</b>	<b>21.1</b>	<b>183</b>	<b>445</b>	<b>.411</b>	<b>96</b>	<b>251</b>	<b>.382</b>	<b>46</b>	<b>58</b>	<b>.793</b>	<b>16</b>	<b>123</b>	<b>139</b>	<b>2.0</b>	<b>88</b>	<b>0</b>	<b>187</b>	<b>2.6</b>	<b>90</b>	<b>4</b>	<b>76</b>	<b>508</b>	<b>7.2</b>

## CAREER STATISTICS AT ILLINOIS

2024-25	35	34	1083	30.9	141	330	.427	35	143	.245	113	143	.790	46	123	169	4.8	63	0	119	3.4	74	9	39	430	12.3
2025-26	16	16	503	31.4	77	162	.475	23	72	.319	58	71	.817	21	47	68	4.3	40	0	52	3.3	20	0	10	235	14.7
<b>Total</b>	<b>51</b>	<b>50</b>	<b>1586</b>	<b>31.1</b>	<b>218</b>	<b>492</b>	<b>.443</b>	<b>58</b>	<b>215</b>	<b>.270</b>	<b>171</b>	<b>214</b>	<b>.799</b>	<b>67</b>	<b>170</b>	<b>237</b>	<b>4.6</b>	<b>103</b>	<b>0</b>	<b>171</b>	<b>3.4</b>	<b>94</b>	<b>9</b>	<b>49</b>	<b>665</b>	<b>13.0</b>

## COMBINED CAREER STATISTICS

<b>Total</b>	<b>122</b>	<b>85</b>	<b>3087</b>	<b>25.3</b>	<b>401</b>	<b>937</b>	<b>.428</b>	<b>154</b>	<b>466</b>	<b>.330</b>	<b>217</b>	<b>272</b>	<b>.798</b>	<b>83</b>	<b>293</b>	<b>376</b>	<b>3.1</b>	<b>191</b>	<b>0</b>	<b>357</b>	<b>2.9</b>	<b>184</b>	<b>13</b>	<b>125</b>	<b>1173</b>	<b>9.6</b>
--------------	------------	-----------	-------------	-------------	------------	------------	-------------	------------	------------	-------------	------------	------------	-------------	-----------	------------	------------	------------	------------	----------	------------	------------	------------	-----------	------------	-------------	------------



# 15 JAKE DAVIS



FightingIllini.com/JakeDavis

**JUNIOR // FORWARD // 6-6 // 215**  
**MCCORDSVILLE, IND. // CATHEDRAL H.S. // MERCER**

**2025-26**

- 12 points (4-7 3FGs) with three rebounds and one steal in win vs. Rutgers (1/8)
- Season-high 15 points, his most as an Illini, on career-best 5-6 3FG vs. Southern (12/29)
- Season-high tying four rebounds with three points vs. Long Island (11/22)
- 13 points with four rebounds and four assists while starting opener vs. Jackson State (11/3)

**PERSONAL**

- Born Nov. 2, 2004
- Majoring in agricultural and consumer economics

**2024-25**

- Appeared in 32 games with one start
- Averaged 3.0 points while shooting 34.4% from 3-point range (22-64)
- Eight points (3-3 FGS, 2-2 3FG) in win at #15 Michigan (3/2)
- Six points in first Illini start at #11 Wisconsin before leaving game due to illness (2/18)
- Eight points with two 3-pointers vs. #11 Michigan State (2/15)
- Five points (2-3 FGs, 1-2 3FGs) with an assist in win over UCLA (2/11)
- Seven points (3-3 FGs, 1-1 3FGs) with two rebounds and a block in win at Minnesota (2/8)
- Season-high tying four rebounds and knocked down a 3-pointer for the fourth-straight game, in season-most 19 minutes at Nebraska (1/30)
- 11 points and season-most three 3-pointers in win over Northwestern (1/26)
- Nine points, three rebounds and an assist in 16 minutes vs. USC (1/11)
- Season-high 12 points (5-6 FGs, 2-2 3FGs) – all in the first half – with three rebounds in win at #9 Oregon (1/2)
- Six points and three rebounds (2 offensive) in win over Chicago State (12/29)
- Knocked down first points of his Illini career with a 3-pointer vs. SIUE (11/8)

**GAME-BY-GAME STATISTICS**

Date	Opponent	GS	MIN	FIELD GOALS			THREES		FREE THROWS		REBOUNDS				PF	A	TO	B	S	POINTS	
				FG	FG%	3FG	3%	FT	FT%	OFF	DEF	REB	RPG	PTS						PPG	
11/03/25	Jackson State	*	28	5-11	.455	3-8	.375	0-0	.000	3	1	4	4.0	1	4	0	0	1	13	13.0	
11/07/25	FGCU	*	24	1-4	.250	1-4	.250	0-0	.000	0	2	2	3.0	2	0	0	0	0	3	8.0	
11/11/25	Texas Tech	*	15	0-0	.000	0-0	.000	0-0	.000	0	1	1	2.3	0	0	0	0	0	5.3	5.3	
11/14/25	Colgate		25	1-5	.200	1-5	.200	2-2	1.000	2	1	3	2.5	2	0	0	1	0	5	5.3	
11/19/25	vs Alabama		2	0-0	.000	0-0	.000	0-0	.000	0	0	0	2.0	1	0	0	0	0	0	4.2	
11/22/25	Long Island		14	1-4	.250	1-2	.500	0-0	.000	3	1	4	2.3	0	0	0	0	0	3	4.0	
11/24/25	UTRGV		10	1-1	1.000	1-1	1.000	0-0	.000	0	0	0	2.0	1	0	0	0	0	3	3.9	
11/28/25	vs UConn		9	0-1	.000	0-1	.000	0-0	.000	0	0	0	1.8	1	0	0	0	0	0	3.4	
12/06/25	vs Tennessee		7	1-1	1.000	1-1	1.000	0-0	.000	0	1	1	1.7	1	0	0	0	0	3	3.3	
12/09/25	at Ohio State		4	1-1	1.000	0-0	.000	0-0	.000	0	1	1	1.6	3	0	0	0	0	2	3.2	
12/13/25	Nebraska		18	2-5	.400	1-4	.250	0-1	.000	1	2	3	1.7	2	1	0	0	0	5	3.4	
12/22/25	vs Missouri		19	1-5	.200	1-4	.250	0-0	.000	1	0	1	1.7	0	1	0	1	0	3	3.3	
12/29/25	Southern		20	5-6	.833	5-6	.833	0-0	.000	0	0	0	1.5	2	1	1	1	0	15	4.2	
01/03/26	at Penn State		15	1-5	.200	1-5	.200	0-0	.000	0	2	2	1.6	0	1	0	1	3	4.1		
01/08/26	Rutgers		20	4-7	.571	4-7	.571	0-0	.000	0	3	3	1.7	1	0	0	0	1	12	4.7	
01/11/26	at Iowa		12	0-0	.000	0-0	.000	0-0	.000	0	0	0	1.6	0	0	0	0	1	0	4.4	
01/14/26	at Northwestern																				
01/17/26	Minnesota																				
01/21/26	Maryland																				
01/24/26	at Purdue																				
01/29/26	Washington																				
02/01/26	at Nebraska																				
02/04/26	Northwestern																				
02/07/26	at Michigan State																				
02/10/26	Wisconsin																				
02/15/26	Indiana																				
02/18/26	at USC																				
02/21/26	at UCLA																				
02/27/26	Michigan																				
03/03/26	Oregon																				
03/08/26	at Maryland																				

**CAREER HIGHS**

- PTS: 26**  
vs. Georgia St. (12/9/23)
- FG: 10**  
vs. Georgia St. (12/9/23)
- FG ATT: 13**  
vs. Georgia St. (12/9/23)
- 3-PT: 5 (twice)**  
last vs. Southern (12/29/25)
- 3-PT ATT: 9**  
vs. Samford (3/9/24)
- FT: 5**  
at Samford (1/20/24)
- FT ATT: 6**  
vs. Thomas GA (12/21/23)
- REB: 9**  
9 at Samford (1/20/24)
- AST: 5**  
vs. The Citadel (2/21/24)
- STL: 2 (seven times)**  
last at Furman (3/2/24)
- BLK: 2 (three times)**  
last at Furman (3/2/24)
- MIN: 37:08**  
vs. Georgia St. (12/9/23)

**SEASON HIGHS**

- PTS: 15**  
vs. Southern (12/29/25)
- FG: 5 (twice)**  
last vs. Southern (12/29/25)
- FG ATT: 11**  
vs. Jackson State (11/3/25)
- 3-PT: 5**  
vs. Southern (12/29/25)
- 3-PT ATT: 8**  
vs. Jackson State (11/3/25)
- FT: 2**  
vs. Colgate (11/14/25)
- FT ATT: 2**  
vs. Colgate (11/14/25)
- REB: 4 (twice)**  
last vs. Long Island (11/22/25)
- AST: 4**  
vs. Jackson State (11/3/25)
- STL: 1 (four times)**  
last at Iowa (1/11/26)
- BLK: 1 (three times)**  
last vs. Southern (12/29/25)
- MIN: 28:32**  
vs. Jackson State (11/3/25)

**CAREER STATISTICS AT MERCER**

	G	GS	MIN	AVG	FIELD GOALS			THREE-POINTERS			FREE THROWS			OREB.	REBOUNDS			PF	FO	AST	AST/G	TO	BLK	STL	PTS	PPG
					FG	FGA	PCT	3PM	3PA	PCT.	FTM	FTA	PCT.		DREB.	REB.	AVG.									
2023-24	33	25	943	28.6	99	236	.419	60	155	.387	39	46	.848	28	119	147	4.5	88	1	36	1.1	44	14	24	297	9.0

**CAREER STATISTICS AT ILLINOIS**

2024-25	32	1	301	9.4	35	85	.412	22	64	.344	3	6	.500	17	28	45	1.4	39	1	10	0.3	8	5	1	95	3.0
2025-26	16	3	242	15.1	24	56	.429	20	48	.417	2	3	.667	10	15	25	1.6	17	0	8	0.5	2	3	4	70	4.4
<b>Total</b>	<b>48</b>	<b>4</b>	<b>543</b>	<b>11.3</b>	<b>59</b>	<b>141</b>	<b>.418</b>	<b>42</b>	<b>112</b>	<b>.375</b>	<b>5</b>	<b>9</b>	<b>.556</b>	<b>27</b>	<b>43</b>	<b>70</b>	<b>1.5</b>	<b>56</b>	<b>1</b>	<b>18</b>	<b>0.4</b>	<b>10</b>	<b>8</b>	<b>5</b>	<b>165</b>	<b>3.4</b>

**COMBINED CAREER STATISTICS**

<b>Total</b>	<b>81</b>	<b>29</b>	<b>1,486</b>	<b>18.3</b>	<b>158</b>	<b>377</b>	<b>.419</b>	<b>102</b>	<b>267</b>	<b>.382</b>	<b>44</b>	<b>55</b>	<b>.800</b>	<b>55</b>	<b>162</b>	<b>217</b>	<b>2.7</b>	<b>144</b>	<b>2</b>	<b>54</b>	<b>0.7</b>	<b>54</b>	<b>22</b>	<b>29</b>	<b>462</b>	<b>5.7</b>
--------------	-----------	-----------	--------------	-------------	------------	------------	-------------	------------	------------	-------------	-----------	-----------	-------------	-----------	------------	------------	------------	------------	----------	-----------	------------	-----------	-----------	-----------	------------	------------



# 8 BLAKE FAGBEMI



FRESHMAN // GUARD // 6-0 // 180

NAPERVILLE, ILL. // BENET ACADEMY

FightingIllini.com/BlakeFagbemi

### PRONUNCIATION

fag-BEH-me

### 2025-26

- Made Big Ten debut with one minute in win vs. Rutgers (1/8)
- One rebound in three minutes vs. Southern (12/29)
- Two rebounds in three minutes vs. Long Island (11/22)
- Two assists in five minutes vs. Florida Gulf Coast (11/7)
- Two points, three rebounds and an assist in 14 minutes in collegiate debut vs. Jackson State (11/3)

### HIGH SCHOOL

- Led Benet Academy to a 33-5 record and 2025 IHSA Class 4A state title won at State Farm Center
- Averaged 12.6 points, 5.3 rebounds and 6.6 assists as a senior
- Posted 14 points, four rebounds, and six assists in Benet's 55-54 victory over Warren Township in the state championship game
- 2025 East Suburban Catholic Conference Player of the Year
- Class 4A All-State second team honors from the Illinois Basketball Coaches Association
- 2025 Chicago Sun-Times All-Area Team

### PERSONAL

- Born July 25, 2007
- Enrolled in the Division of Exploratory Studies
- Older brother, Brayden, plays basketball at UC Davis

### GAME-BY-GAME STATISTICS

Date	Opponent	GS	MIN	FIELD GOALS			THREES		FREE THROWS		REBOUNDS				POINTS				
				FG	FG%	3FG	3%	FT	FT%	OFF	DEF	REB	RPG	PF	A	TO	B	S	PTS
11/03/25	Jackson State	14	1-3	.333	0-0	.000	0-0	.000	0	2	3	3.0	1	1	1	0	0	2	2.0
11/07/25	FGCU	5	0-0	.000	0-0	.000	0-0	.000	0	1	1	2.0	0	2	0	0	0	0	1.0
11/11/25	Texas Tech	DNP																	
11/14/25	Colgate	DNP																	
11/19/25	vs Alabama	DNP																	
11/22/25	Long Island	3	0-0	.000	0-0	.000	0-0	.000	0	2	2	2.0	0	0	0	0	0	0	0.7
11/24/25	UTRGV	DNP																	
11/28/25	vs UConn	DNP																	
12/06/25	vs Tennessee	DNP																	
12/09/25	at Ohio State	DNP																	
12/13/25	Nebraska	DNP																	
12/22/25	vs Missouri	DNP																	
12/29/25	Southern	3	0-0	.000	0-0	.000	0-0	.000	0	1	1	1.8	0	0	0	0	0	0	0.5
01/03/26	at Penn State	DNP																	
01/08/26	Rutgers	1	0-0	.000	0-0	.000	0-0	.000	0	0	0	1.4	0	0	0	0	0	0	0.4
01/11/26	at Iowa	DNP																	
01/14/26	at Northwestern																		
01/17/26	Minnesota																		
01/21/26	Maryland																		
01/24/26	at Purdue																		
01/29/26	Washington																		
02/01/26	at Nebraska																		
02/04/26	Northwestern																		
02/07/26	at Michigan State																		
02/10/26	Wisconsin																		
02/15/26	Indiana																		
02/18/26	at USC																		
02/21/26	at UCLA																		
02/27/26	Michigan																		
03/03/26	Oregon																		
03/08/26	at Maryland																		

### CAREER/SEASON HIGHS

**PTS: 2**  
vs. Jackson State (11/3/25)

**FG: 1**  
vs. Jackson State (11/3/25)

**FG ATT: 3**  
vs. Jackson State (11/3/25)

**3-PT: 0**

**3-PT ATT: 0**

**FT: 0**

**FT ATT: 0**

**REB: 3**  
vs. Jackson State (11/3/25)

**AST: 2**  
vs. Florida Gulf Coast (11/7/25)

**STL: 0**

**BLK: 0**

**MIN: 13:56**  
vs. Jackson State (11/3/25)

### CAREER STATISTICS

2025-26	G	GS	MIN	AVG	FIELD GOALS			THREE-POINTERS			FREE THROWS			REBOUNDS			PF	FO	AST	AST/G	TO	BLK	STL	PTS	PPG
					FG	FGA	PCT	3PM	3PA	PCT	FTM	FTA	PCT	OREB.	DREB.	REB.									
2025-26	5	0	26	5.2	1	3	.333	0	0	.000	0	0	.000	1	6	7	1.4	1	0	3	0.6	1	0	2	0.4



# 3 BEN HUMRICHOUS



GRADUATE STUDENT // FORWARD // 6-9 // 235

TIPTON, IND. // TIPTON H.S. // HUNTINGTON // EVANSVILLE

FightingIllini.com/BenHumrichous

### PRONUNCIATION

HUM-rick-house

### 2025-26

- Nine points (3-5 3FG) and two rebounds in win vs. Missouri (12/22)
- Career-high tying three blocks with five rebounds and a season-high two steals in win vs. #13 Tennessee (12/6)
- Seven rebounds with two blocks vs. UTRGV (11/24)
- 11 points, six rebounds (3 offensive), two blocks and a steal vs. #11 Alabama (11/19)
- 10 points, five rebounds and season-high two blocks vs. Colgate (11/14)
- Nine points, five rebounds and two assists vs. Florida Gulf Coast (11/7)
- Tied for team lead with 21 points, matching his high as an Illini, on 5-9 shooting from 3-point range in opener vs. Jackson State (11/3)

### 2024-25

- Played in all 35 games with 26 starts, averaging 7.6 points and 3.8 rebounds
- Led team with 62 3-pointers, making triples in 29 of 35 games
- Scored in double figures 10 times, led by season-high 21 points over Penn State (1/8)
- Seven points, including two key second-half 3-pointers, in win over #18 Purdue (3/7)
- Nine points (3 3FGs) with five rebounds in win at #15 Michigan (3/2)
- Six points (2-2 3FGs) and career-high-tying three steals in win over Iowa (2/25)
- 13 points (3-6 3FGs) with four rebounds at #11 Wisconsin (2/18)
- Six points and six rebounds vs. #11 Michigan State (2/15)
- Nine points (2 3FGs) and three rebounds in win over UCLA (2/11)
- Nine points (2 3FGs), six rebounds and season-high four assists in win at Minnesota (2/8)

- 14 points (3 3FGs) and five rebounds (3 offensive) at Rutgers (2/5)
- Seven rebounds and two blocks at Nebraska (1/30)
- 14 points (4-9 3FGs) with four rebounds in win over Northwestern (1/26)
- Six points, four rebounds and two assists at Michigan State (1/19)
- Seven points and five rebounds in win at Indiana (1/14)
- Team-high 15 points (3 3FGs) with five rebounds vs. USC (1/11)
- Season-high 21 points, nine rebounds, and tied career high with five 3-pointers made in win over Penn State (1/8)
- Seven points, six rebounds and two steals in win at Washington (1/5)
- 18 points (4-7 3FGs) in win at #9 Oregon (1/2)
- Nine points on 3-for-4 three-pointers in win over #19 Arkansas in Kansas City (11/28)
- Nine points, four boards and career-high three blocks in win over UMES (11/23)
- 11 points with three 3-pointers vs. #8 Alabama (11/20)
- 10 points and six rebounds in win over Oakland (11/13)
- 15 points, tying a career high with five 3-pointers, in win over SIUE (11/8)
- 14 points and five rebounds in Illinois debut vs. Eastern Illinois (11/4)

### PERSONAL

- Born July 28, 2002
- Married former Illini women's basketball player Adalia Mackenzie on Dec. 23, 2025
- Pursuing graduate certificate in business analytics
- Earned master's degree from Illinois in recreation, sport, and tourism
- Earned bachelor's degree from Huntington in mathematics

## GAME-BY-GAME STATISTICS

Date	Opponent	GS	MIN	FIELD GOALS			THREES		FREE THROWS		REBOUNDS			PF	A	TO	B	S	POINTS	
				FG	FG%	3FG	3%	FT	FT%	OFF	DEF	REB	RPG						PTS	PPG
11/03/25	Jackson State	20	6-11	.545	5-9	.556	4-6	.667	1	4	5	5.0	0	2	0	0	0	21	21.0	
11/07/25	FGCU	23	3-7	.429	1-5	.200	2-2	1.000	1	4	5	5.0	1	2	0	0	0	9	15.0	
11/11/25	Texas Tech	23	1-5	.200	1-4	.250	0-0	.000	0	6	6	5.3	1	0	0	0	0	3	11.0	
11/14/25	Colgate	24	4-9	.444	2-6	.333	0-0	.000	3	2	5	5.3	0	1	0	2	0	10	10.8	
11/19/25	vs Alabama	26	3-9	.333	3-8	.375	2-2	1.000	3	3	6	5.4	4	0	0	2	1	11	10.8	
11/22/25	Long Island	17	2-4	.500	1-3	.333	1-2	.500	1	2	3	5.0	2	1	0	1	1	6	10.0	
11/24/25	UTRGV	20	0-2	.000	0-2	.000	0-0	.000	0	7	7	5.3	1	1	0	2	0	0	8.6	
11/28/25	vs UConn	25	1-4	.250	1-3	.333	2-2	1.000	1	0	1	4.8	1	0	0	0	1	5	8.1	
12/06/25	vs Tennessee	27	0-0	.000	0-0	.000	2-2	1.000	1	4	5	4.8	2	1	1	3	2	2	7.4	
12/09/25	at Ohio State	20	0-2	.000	0-2	.000	0-0	.000	0	3	3	4.6	3	2	0	1	0	0	6.7	
12/13/25	Nebraska	16	1-3	.333	1-3	.333	0-0	.000	1	2	3	4.5	0	0	0	0	0	3	6.4	
12/22/25	vs Missouri	23	3-6	.500	3-5	.600	0-0	.000	1	1	2	4.3	2	1	1	0	0	9	6.6	
12/29/25	Southern	21	1-6	.167	1-6	.167	0-0	.000	2	4	6	4.4	3	0	1	1	1	3	6.3	
01/03/26	at Penn State	25	2-4	.500	1-3	.333	0-0	.000	2	2	4	4.4	1	0	0	0	0	5	6.2	
01/08/26	Rutgers	18	1-4	.250	1-4	.250	0-0	.000	0	1	1	4.1	0	1	0	1	0	3	6.0	
01/11/26	at Iowa	14	0-1	.000	0-1	.000	0-0	.000	1	3	4	4.1	2	1	0	1	0	0	5.6	
01/14/26	at Northwestern																			
01/17/26	Minnesota																			
01/21/26	Maryland																			
01/24/26	at Purdue																			
01/29/26	Washington																			
02/01/26	at Nebraska																			
02/04/26	Northwestern																			
02/07/26	at Michigan State																			
02/10/26	Wisconsin																			
02/15/26	Indiana																			
02/18/26	at USC																			
02/21/26	at UCLA																			
02/27/26	Michigan																			
03/03/26	Oregon																			
03/08/26	at Maryland																			

## CAREER HIGHS

- PTS: 28**  
at Chattanooga (11/24/23)
- FG: 11 (twice)**  
last vs. SEMO (11/25/23)
- FG ATT: 21**  
at Chattanooga (11/24/23)
- 3-PT: 5 (six times)**  
last vs. Jackson State (11/3/25)
- 3-PT ATT: 12 (twice)**  
last at Illinois State (2/18/24)
- FT: 7**  
vs. UT Martin (12/18/23)
- FT ATT: 9**  
vs. UT Martin (12/18/23)
- REB: 11**  
vs. Illinois State (3/7/24)
- AST: 6**  
at UIC (2/21/24)
- STL: 3 (twice)**  
last vs. Iowa (2/25/25)
- BLK: 3 (three times)**  
last vs. Tennessee (12/6/25)
- MIN: 42:29**  
at Chattanooga (11/24/23)

## SEASON HIGHS

- PTS: 21**  
vs. Jackson State (11/3/25)
- FG: 6**  
vs. Jackson State (11/3/25)
- FG ATT: 11**  
vs. Jackson State (11/3/25)
- 3-PT: 5**  
vs. Jackson State (11/3/25)
- 3-PT ATT: 9**  
vs. Jackson State (11/3/25)
- FT: 4**  
vs. Jackson State (11/3/25)
- FT ATT: 6**  
vs. Jackson State (11/3/25)
- REB: 7**  
vs. UTRGV (11/24/25)
- AST: 2 (three times)**  
last at Ohio State (12/9/25)
- STL: 2**  
vs. Tennessee (12/6/25)
- BLK: 3**  
vs. Tennessee (12/6/25)
- MIN: 26:59**  
vs. Tennessee (12/6/25)

## CAREER STATISTICS AT EVANSVILLE

2023-24	G	GS	MIN	AVG	FIELD GOALS			THREE-POINTERS			FREE THROWS			OREB.	REBOUNDS			PF	FO	AST	AST/G	TO	BLK	STL	PTS	PPG
					FG	FGA	PCT	3PM	3PA	PCT.	FTM	FTA	PCT.		DREB.	REB.	AVG.									
2023-24	24	24	710	29.6	123	254	.484	53	128	.414	53	70	.757	23	90	113	4.7	28	0	45	1.9	29	21	17	352	14.7

## CAREER STATISTICS AT ILLINOIS

2024-25	35	26	901	25.7	90	240	.375	62	181	.343	24	34	.706	41	93	134	3.8	52	0	31	0.9	17	23	16	266	7.6
2025-26	16	0	342	21.4	28	77	.364	21	64	.328	13	16	.813	18	48	66	4.1	23	0	13	0.8	3	14	6	90	5.6
<b>Total</b>	<b>51</b>	<b>26</b>	<b>1243</b>	<b>24.4</b>	<b>118</b>	<b>317</b>	<b>.372</b>	<b>83</b>	<b>245</b>	<b>.339</b>	<b>37</b>	<b>50</b>	<b>.740</b>	<b>59</b>	<b>141</b>	<b>200</b>	<b>3.9</b>	<b>75</b>	<b>0</b>	<b>44</b>	<b>0.9</b>	<b>20</b>	<b>37</b>	<b>22</b>	<b>356</b>	<b>7.0</b>

## COMBINED CAREER STATISTICS

<b>Total</b>	<b>75</b>	<b>50</b>	<b>1,953</b>	<b>26.0</b>	<b>241</b>	<b>571</b>	<b>.422</b>	<b>136</b>	<b>373</b>	<b>.365</b>	<b>90</b>	<b>120</b>	<b>.750</b>	<b>82</b>	<b>231</b>	<b>313</b>	<b>4.2</b>	<b>103</b>	<b>0</b>	<b>89</b>	<b>1.2</b>	<b>49</b>	<b>58</b>	<b>39</b>	<b>708</b>	<b>9.4</b>
--------------	-----------	-----------	--------------	-------------	------------	------------	-------------	------------	------------	-------------	-----------	------------	-------------	-----------	------------	------------	------------	------------	----------	-----------	------------	-----------	-----------	-----------	------------	------------



# 13 TOMISLAV IVUSIC

JUNIOR // CENTER // 7-1 // 255

VODICE, CROATIA // SC DERBY



FightingIllini.com/TomislavIvusic

### PRONUNCIATION

TOM-is-lahv EE-ve-sitch

### 2025-26

- Naismith Trophy Men's College Player of the Year watch list candidate
- Kareem Abdul-Jabbar Center of the Year watch list candidate
- 14 points, including two 3-pointers, with four rebounds in win vs. Rutgers (1/8)
- 11 points (2-2 FT) and seven rebounds with one block vs. Southern (12/29)
- 14 points (3-5 3FG) and five rebounds in win vs. Missouri (12/22)
- 16 points (7-13 FG), five rebounds and three assists in win vs. #13 Tennessee (12/6)
- Double-double with 11 points (4-4 FT) and 10 rebounds vs. #5 UConn
- 10 points, five rebounds and two assists vs. UTRGV (11/24)
- Nine points, four rebounds and two assists vs. Long Island (11/22)
- Missed three games (11/7, 11/11, 11/14) due to knee injury
- Tied for team lead with 21 points (9-12 FG, 3-6 3FG) in opener vs. Jackson State (11/3)

### 2024-25

- Honorable Mention All-Big Ten (media)
- Played in 32 games with 31 starts
- Led the team in rebounding (7.7 rpg) and blocked shots (1.2 bpg) while ranking second in scoring (13.0 ppg)
- Scored in double figures 21 times, with five games of 20+ points
- Team-high 11 double-doubles (fourth in Big Ten)
- Broke own NCAA Tournament record for 3-pointers by a 7-footer (5), finishing with 19 points, six rebounds, and career-high four blocks in Second Round vs. #18 Kentucky (3/23)
- Made four three-pointers and tallied 11th double-double of season with 20 points and 10 rebounds in NCAA Tournament First Round win over Xavier (3/21)
- Double-double with 19 points and 10 boards and career-high six assists in Big Ten Tournament Second Round win over Iowa (3/13)
- 14 points, six rebounds and three assists in win over #18 Purdue (3/7)

- Seven points with five assists in win at #15 Michigan (3/2)
- Game-high 22 points and five assists in win over Iowa (2/25)
- 16 points (4-6 3FGs) and seven rebounds in win over UCLA (2/11)
- Ninth double-double of the season (18 points, 11 rebounds) on a season-best 8-for-9 shooting in win at Minnesota (2/8)
- Returned to Illini lineup after three-game absence due to mono and posted eighth double-double with 12 points and 10 rebounds in win over Ohio State (2/2)
- Seventh double-double with 17 points and game-high 11 boards in win at Indiana (1/14)
- Nine points (2 3FGs) and nine rebounds with two blocks at Washington (1/5)
- Eight points (2 3FGs) and eight rebounds (three offensive) in road win at #9 Oregon (1/2)
- Career-high 23 points and had five assists vs. Chicago State (12/29)
- Sixth double-double with 11 points and game-high 10 rebounds in Braggin' Rights win over Missouri (12/22)
- Team-high 12 rebounds vs. #1 Tennessee (12/14)
- Game-high 11 rebounds with nine points in win over #20 Wisconsin (12/10)
- Fifth double-double - 15 points and game-high 12 rebounds - with five assists in Big Ten debut at Northwestern (12/6)
- Fourth double-double with 21 points, including a career-high six 3-pointers (6-9 3FGs), and game-high 10 rebounds, in matchup with twin brother Zvonimir and win over #19 Arkansas in Kansas City (11/28)
- Third double-double with 16 points and game-high 11 boards in win over Little Rock (11/25)
- Second double-double with 14 points and team-high 10 rebounds vs. #8 Alabama (11/20)
- 20 points and four steals in win over Oakland (11/13)
- Team-high 18 points with seven boards and two blocks in win over SIUE (11/8)
- Double-double with 14 points and career-high 14 rebounds in debut vs. Eastern Illinois (11/4)

### PERSONAL

- Born Aug. 9, 2003
- Majoring in communication

## GAME-BY-GAME STATISTICS

Date	Opponent	GS	MIN	FIELD GOALS			THREES		FREE THROWS		REBOUNDS				POINTS					
				FG	FG%	3FG	3%	FT	FT%	OFF	DEF	TOT	PF	A	TO	B	S	PTS	PPG	
11/03/25	Jackson State	*	23	9-12	.750	3-6	.500	0-2	.000	2	2	4	4.0	1	0	4	0	0	21	21.0
11/07/25	FGCU																			
11/11/25	Texas Tech																			
11/14/25	Colgate																			
11/19/25	vs Alabama		14	1-2	.500	1-2	.500	0-0	.000	1	2	3	3.5	2	0	2	0	1	3	12.0
11/22/25	Long Island	*	20	4-6	.667	0-1	.000	1-2	.500	2	2	4	3.7	0	2	2	1	0	9	11.0
11/24/25	UTRGV	*	22	3-7	.429	2-6	.333	2-3	.667	1	4	5	4.0	2	2	2	0	0	10	10.8
11/28/25	vs UConn	*	25	3-5	.600	1-3	.333	4-4	1.000	1	9	10	5.2	3	0	1	0	0	11	10.8
12/06/25	vs Tennessee	*	31	7-13	.538	2-6	.333	0-0	.000	2	3	5	5.2	1	3	0	1	1	16	11.7
12/09/25	at Ohio State	*	27	2-9	.222	1-6	.167	2-2	1.000	1	1	2	4.7	1	2	0	1	0	7	11.0
12/13/25	Nebraska	*	29	1-3	.333	1-3	.333	0-1	.000	2	3	5	4.8	2	2	1	2	1	3	10.0
12/22/25	vs Missouri	*	21	4-7	.571	3-5	.600	3-4	.750	0	5	5	4.8	0	1	2	0	0	14	10.4
12/29/25	Southern	*	23	4-9	.444	1-3	.333	2-2	1.000	2	5	7	5.0	0	1	2	1	0	11	10.5
01/03/26	at Penn State	*	17	0-3	.000	0-1	.000	0-0	.000	0	2	2	4.7	4	0	0	1	0	9	9.5
01/08/26	Rutgers	*	26	5-10	.500	2-6	.333	2-2	1.000	0	4	4	4.7	0	1	2	1	1	14	9.9
01/11/26	at Iowa	*	20	3-6	.500	1-3	.333	0-0	.000	1	1	2	4.5	1	1	3	2	0	7	9.7
01/14/26	at Northwestern																			
01/17/26	Minnesota																			
01/21/26	Maryland																			
01/24/26	at Purdue																			
01/29/26	Washington																			
02/01/26	at Nebraska																			
02/04/26	Northwestern																			
02/07/26	at Michigan State																			
02/10/26	Wisconsin																			
02/15/26	Indiana																			
02/18/26	at USC																			
02/21/26	at UCLA																			
02/27/26	Michigan																			
03/03/26	Oregon																			
03/08/26	at Maryland																			

## CAREER HIGHS

- PTS: 23**  
vs. Chicago State (12/29/24)
- FG: 9 (four times)**  
last vs. Jackson State (11/3/25)
- FG ATT: 15**  
vs. Xavier (3/21/25)
- 3-PT: 6**  
vs. Arkansas (11/28/24)
- 3-PT ATT: 9 (twice)**  
last vs. Xavier (3/21/25)
- FT: 7**  
vs. Eastern Illinois (11/4/24)
- FT ATT: 9**  
vs. Eastern Illinois (11/4/24)
- REB: 14**  
vs. Eastern Illinois (11/4/24)
- AST: 6**  
vs. Iowa (3/13/25)
- STL: 4**  
vs. Oakland (11/13/24)
- BLK: 3 (three times)**  
last vs. Duke (2/22/25)
- MIN: 38:05**  
at Northwestern (12/6/24)

## SEASON HIGHS

- PTS: 21**  
vs. Jackson State (11/3/25)
- FG: 9**  
vs. Jackson State (11/3/25)
- FG ATT: 13**  
vs. Tennessee (12/6/25)
- 3-PT: 3 (twice)**  
last vs. Missouri (12/22/25)
- 3-PT ATT: 6 (five times)**  
last vs. Rutgers (1/8/26)
- FT: 4**  
vs. UConn (11/28/25)
- FT ATT: 4 (twice)**  
last vs. Missouri (12/22/25)
- REB: 10**  
vs. UConn (11/28/25)
- AST: 3**  
vs. Tennessee (12/6/25)
- STL: 1 (four times)**  
last vs. Missouri (1/8/26)
- BLK: 2 (twice)**  
last at Iowa (11/11/26)
- MIN: 31:10**  
vs. Tennessee (12/6/25)

## CAREER STATISTICS

	G	GS	MIN	AVG	FIELD GOALS			THREE-POINTERS			FREE THROWS			REBOUNDS			PF	FO	AST	AST/G	TO	BLK	STL	PTS	PPG	
					FG	FGA	PCT	3PM	3PA	PCT	FTM	FTA	PCT	OREB.	DREB.	REB.										AVG.
2024-25	32	31	860	26.9	156	317	.492	55	154	.357	48	64	.750	57	189	246	7.7	76	1	72	2.3	51	39	18	415	13.0
2025-26	13	12	298	22.9	46	92	.500	18	51	.353	16	22	.727	15	43	58	4.5	17	0	15	1.2	21	9	5	126	9.7
<b>Total</b>	<b>45</b>	<b>43</b>	<b>1158</b>	<b>25.7</b>	<b>202</b>	<b>409</b>	<b>.494</b>	<b>73</b>	<b>205</b>	<b>.356</b>	<b>64</b>	<b>86</b>	<b>.744</b>	<b>72</b>	<b>232</b>	<b>304</b>	<b>6.8</b>	<b>93</b>	<b>1</b>	<b>87</b>	<b>1.9</b>	<b>72</b>	<b>48</b>	<b>23</b>	<b>541</b>	<b>12.0</b>



# 44 ZVONIMIR IVUSIC



FightingIllini.com/ZvonimirIvusic

**JUNIOR // FORWARD/CENTER // 7-2 // 250**

**VOVICE, CROATIA // SC DERBY // KENTUCKY // ARKANSAS**

### PRONUNCIATION

ZVON-uh-meer EE-ve-sitch

### 2025-26

- 10 rebounds and five blocks to go with six points in win vs. Penn State (1/3) at The Palestra
- 13 points (3-5 3FG) and three blocks vs. Southern (12/29)
- Eight points (4-6 FT), season-high 11 rebounds, and three blocks in win vs. Missouri (12/22)
- Seven points (3-5 FG) and three rebounds in 10 minutes vs. #23 Nebraska (12/13)
- 13 points (3-4 FT), eight rebounds, and one block in win at Ohio State (12/9)
- Eight points in nine minutes on 3-3 FG (2-2 3FG) in win vs. #13 Tennessee (12/6)
- Game-high five blocks with four points and one steal vs. #5 UConn (11/28)
- 10 points, seven rebounds and a block vs. UTRGV (11/24)
- Eight points, four boards, four blocks, three steals and two assists vs. Long Island (11/22)
- 11 points and team-high seven rebounds and three blocks in win over #11 Texas Tech (11/11)
- 16 points, nine rebounds and seven blocks - tied for second-most blocks in program history - in first Illini start vs. Florida Gulf Coast (11/7)
- Nine rebounds and four points in 19 minutes in Illini debut vs. Jackson State (11/3)

- Shot a team-best 37.6% (47-125) from 3-point range
- Registered a team-high 66 blocks (1.9 per game), ranking second in the SEC
- Ranked 16th nationally in block percentage (10.47%) by kenpom
- Scored in double-figures 16 times with three 20-point games, all during SEC play
- Career-high 27 points vs. No. 3 Alabama (2/8/25)
- 25 points on 10-of-13 shooting with four blocks vs. LSU (2/12/25)
- 19 points behind career-high six 3-pointers (6-7 3FG) while also setting career highs with five blocked shots and three steals vs. Troy (11/13/24)
- Recorded first career double double with 14 points and 10 rebounds at Missouri (1/18/25)
- Career high 12 rebounds at Texas (2/5/25)

### PERSONAL

- Born Aug. 9, 2003
- Majoring in communication

### 2024-25 (AT ARKANSAS)

- Played in 35 games with 19 starts as a sophomore at Arkansas
- Helped lead the Razorbacks to an NCAA Sweet 16 appearance
- Averaged 8.5 points and 4.3 rebounds in 19 minutes per game

### GAME-BY-GAME STATISTICS

Date	Opponent	GS	MIN	FIELD GOALS			THREES		FREE THROWS		REBOUNDS				PF	A	TO	B	S	POINTS	
				FG	FG%	3FG	3%	FT	FT%	OFF	DEF	REB	RPG	PTS						PPG	
11/03/25	Jackson State		19	2-5	.400	0-3	.000	0-0	.000	2	7	9	9.0	1	2	0	2	0	4	4.0	
11/07/25	FGCU	*	29	6-9	.667	3-6	.500	1-1	1.000	1	8	9	9.0	3	0	1	7	0	16	10.0	
11/11/25	Texas Tech	*	24	4-6	.667	2-4	.500	1-2	.500	2	5	7	8.3	2	0	2	3	0	11	10.3	
11/14/25	Colgate	*	16	1-1	1.000	1-1	1.000	0-0	.000	1	0	1	6.5	1	0	0	1	0	3	8.5	
11/19/25	vs Alabama	*	16	1-5	.200	1-4	.250	0-2	.000	1	2	3	5.8	1	0	0	0	0	3	7.4	
11/22/25	Long Island		16	4-5	.800	0-1	.000	0-0	.000	0	4	4	5.5	1	2	2	4	3	8	7.5	
11/24/25	UTRGV		18	3-5	.600	2-4	.500	2-2	1.000	1	6	7	5.7	1	0	0	1	0	10	7.9	
11/28/25	vs UConn		17	1-7	.143	0-5	.000	2-2	1.000	1	3	4	5.5	0	0	2	5	1	4	7.4	
12/06/25	vs Tennessee		9	3-3	1.000	2-2	1.000	0-0	.000	0	1	1	5.0	3	0	0	0	0	8	7.4	
12/09/25	at Ohio State		19	4-6	.667	2-4	.500	3-4	.750	0	8	8	5.3	2	0	0	1	0	13	8.0	
12/13/25	Nebraska		10	3-5	.600	0-1	.000	1-2	.500	1	2	3	5.1	1	0	0	0	0	7	7.9	
12/22/25	vs Missouri		17	2-5	.400	0-3	.000	4-6	.667	4	7	11	5.6	1	1	0	3	0	8	7.9	
12/29/25	Southern		14	5-7	.714	3-5	.600	0-0	.000	0	1	1	5.2	1	0	0	3	0	13	8.3	
01/03/26	at Penn State		23	2-4	.500	1-3	.333	1-4	.250	1	9	10	5.6	0	0	1	5	0	6	8.1	
01/08/26	Rutgers		14	1-2	.500	0-0	.000	0-0	.000	2	1	3	5.4	2	0	0	2	0	2	7.7	
01/11/26	at Iowa		15	3-5	.600	2-4	.500	0-0	.000	0	2	2	5.2	0	1	2	1	0	8	7.8	
01/14/26	at Northwestern																				
01/17/26	Minnesota																				
01/21/26	Maryland																				
01/24/26	at Purdue																				
01/29/26	Washington																				
02/01/26	at Nebraska																				
02/04/26	Northwestern																				
02/07/26	at Michigan State																				
02/10/26	Wisconsin																				
02/15/26	Indiana																				
02/18/26	at USC																				
02/21/26	at UCLA																				
02/27/26	Michigan																				
03/03/26	Oregon																				
03/08/26	at Maryland																				

### CAREER HIGHS

- PTS: 27**  
vs. Alabama (2/8/25)
- FG: 10 (twice)**  
last vs. LSU (2/12/25)
- FG ATT: 18**  
vs. Alabama (2/8/25)
- 3-PT: 6**  
vs. Troy (11/13/2024)
- 3-PT ATT: 9 (twice)**  
last at Auburn (2/19/25)
- FT: 7**  
vs. Missouri (2/22/25)
- FT ATT: 8**  
vs. Texas (2/26/25)
- REB: 12**  
at Texas (2/5/25)
- AST: 4**  
vs. Oklahoma (1/25/25)
- STL: 3 (three times)**  
last vs. Long Island (11/22/25)
- BLK: 7**  
vs. Florida Gulf Coast (11/7/25)
- MIN: 35:24**  
at Texas (2/5/25)

### SEASON HIGHS

- PTS: 16**  
vs. Florida Gulf Coast (11/7/25)
- FG: 6**  
vs. Florida Gulf Coast (11/7/25)
- FG ATT: 9**  
vs. Florida Gulf Coast (11/7/25)
- 3-PT: 3 (twice)**  
last vs. Southern (12/29/25)
- 3-PT ATT: 6**  
vs. Florida Gulf Coast (11/7/25)
- FT: 4**  
at Missouri (12/22/25)
- FT ATT: 6**  
at Missouri (12/22/25)
- REB: 11**  
vs. Missouri (12/22/25)
- AST: 2 (twice)**  
last vs. Long Island (11/22/25)
- STL: 3**  
vs. Long Island (11/22/25)
- BLK: 7**  
vs. Florida Gulf Coast (11/7/25)
- MIN: 28:56**  
vs. Florida Gulf Coast (11/7/25)

### CAREER STATISTICS AT KENTUCKY

	G	GS	MIN	AVG	FIELD GOALS			THREE-POINTERS			FREE THROWS			OREB.	REBOUNDS		AVG.	PF	FO	AST	AST/G	TO	BLK	STL	PTS	PPG
					FG	FGA	PCT	3PM	3PA	PCT.	FTM	FTA	PCT.		OREB.	REB.										
2023-24	15	0	176	11.7	30	52	.577	6	16	.375	17	22	.773	16	33	49	3.3	23	1	9	0.6	15	20	5	83	5.5

### CAREER STATISTICS AT ARKANSAS


2024-25	35	19	669	19.1	105	222	.473	47	125	.376	42	58	.724	27	124	151	4.3	71	1	28	0.8	49	66	23	299	8.5
---------	----	----	-----	------	-----	-----	------	----	-----	------	----	----	------	----	-----	-----	-----	----	---	----	-----	----	----	----	-----	-----

### CAREER STATISTICS AT ILLINOIS

2025-26	16	4	276	17.3	45	80	.563	19	50	.380	15	25	.600	17	66	83	5.2	20	0	6	0.4	10	38	4	124	7.8
---------	----	---	-----	------	----	----	------	----	----	------	----	----	------	----	----	----	-----	----	---	---	-----	----	----	---	-----	-----

### COMBINED CAREER STATISTICS

<b>Total</b>	<b>66</b>	<b>23</b>	<b>1,121</b>	<b>17.0</b>	<b>180</b>	<b>354</b>	<b>.508</b>	<b>72</b>	<b>191</b>	<b>.377</b>	<b>74</b>	<b>105</b>	<b>.705</b>	<b>60</b>	<b>223</b>	<b>283</b>	<b>4.3</b>	<b>114</b>	<b>2</b>	<b>43</b>	<b>0.7</b>	<b>74</b>	<b>124</b>	<b>32</b>	<b>506</b>	<b>7.7</b>
--------------	-----------	-----------	--------------	-------------	------------	------------	-------------	-----------	------------	-------------	-----------	------------	-------------	-----------	------------	------------	------------	------------	----------	-----------	------------	-----------	------------	-----------	------------	------------



# 31 JASON JAKSTYS



**REDSHIRT FRESHMAN // CENTER // 6-10 // 225**  
**YORKVILLE, ILL. // YORKVILLE H.S.**

FightingIllini.com/JasonJakstys

### PRONUNCIATION

JACK-stiss

### PERSONAL

- Born Sept. 17, 2005
- Majoring in business

### 2025-26

- Two points (2-2 FT) in one minute in win vs. Rutgers (1/8)
- Two points (2-2 FT), two rebounds and one block vs. Southern (12/29)
- Two points and three rebounds in three minutes in win vs. Missouri (12/22)
- Four points on 2-2 FGs with one rebound vs. Florida Gulf Coast (11/7)
- Nine rebounds (three offensive) in 12 minutes in collegiate debut vs. Jackson State (11/3)

### 2024-25

- Redshirt

### HIGH SCHOOL

- Attended Yorkville High School, playing for coach John Holakovsky
- 3-star forward and No. 4-ranked player in state of Illinois
- Ranked No. 110 by Top247, No. 144 by On3, No. 162 by 247Sports Composite, and No. 182 by On3 Industry
- Seventh member of Yorkville High School's 1,000- point club
- Led Yorkville to 44 victories over his final two seasons, including a Class 4A Regional Final as a junior in 2022-23
- As a senior in 2023-24, averaged 16.0 points and 9.0 rebounds to earn All-Area, and All-Conference and third team All-State honors.
- Averaged 11.5 points, eight rebounds, two assists and two blocks during his junior season, earning All-Area, All-Conference and special mention All-State honors

### GAME-BY-GAME STATISTICS

Date	Opponent	GS	MIN	FIELD GOALS			THREES		FREE THROWS		REBOUNDS				POINTS				
				FG	FG%	3FG	3%	FT	FT%	OFF	DEF	REB	RPG	PF	A	TO	B	S	PTS
11/03/25	Jackson State	12	1-2	.500	0-0	.000	0-0	.000	3	6	9	9.0	1	1	0	0	1	2	2.0
11/07/25	FGCU	10	2-2	1.000	0-0	.000	0-0	.000	0	1	1	5.0	2	1	0	1	0	4	3.0
11/11/25	Texas Tech	3	0-0	.000	0-0	.000	0-0	.000	0	0	0	3.3	0	0	0	0	0	0	2.0
11/14/25	Colgate	6	0-0	.000	0-0	.000	0-0	.000	0	1	1	2.8	1	0	0	1	0	0	1.5
11/19/25	vs Alabama	DNP																	
11/22/25	Long Island	3	0-0	.000	0-0	.000	0-0	.000	0	0	0	2.2	0	0	0	1	0	0	1.2
11/24/25	UTRGV	DNP																	
11/28/25	vs UConn	DNP																	
12/06/25	vs Tennessee	DNP - Inj.																	
12/09/25	at Ohio State	DNP - Inj.																	
12/13/25	Nebraska	DNP																	
12/22/25	vs Missouri	3	1-1	1.000	0-0	.000	0-0	.000	1	2	3	2.3	0	0	0	0	0	2	1.3
12/29/25	Southern	4	0-0	.000	0-0	.000	2-2	1.000	2	0	2	2.3	2	0	0	1	0	2	1.4
01/03/26	at Penn State	DNP																	
01/08/26	Rutgers	1	0-0	.000	0-0	.000	2-2	1.000	0	0	0	2.0	0	0	0	0	0	2	1.5
01/11/26	at Iowa	DNP																	
01/14/26	at Northwestern	DNP																	
01/17/26	Minnesota																		
01/21/26	Maryland																		
01/24/26	at Purdue																		
01/29/26	Washington																		
02/01/26	at Nebraska																		
02/04/26	Northwestern																		
02/07/26	at Michigan State																		
02/10/26	Wisconsin																		
02/15/26	Indiana																		
02/18/26	at USC																		
02/21/26	at UCLA																		
02/27/26	Michigan																		
03/03/26	Oregon																		
03/08/26	at Maryland																		

### CAREER/SEASON HIGHS

**PTS: 4**  
vs. Florida Gulf Coast (11/7/25)

**FG: 2**  
vs. Florida Gulf Coast (11/7/25)

**FG ATT: 2 (twice)**  
last vs. Florida Gulf Coast (11/7/25)

**3-PT: 0**

**3-PT ATT: 0**

**FT: 2 (twice)**  
last vs. Rutgers (1/8/26)

**FT ATT: 2 (twice)**  
last vs. Rutgers (1/8/26)

**REB: 9**  
vs. Jackson State (11/3/25)

**AST: 1 (twice)**  
last vs. Colgate (11/14/25)

**STL: 1**  
vs. Jackson State (11/3/25)

**BLK: 1 (four times)**  
last vs. Southern (12/29/25)

**MIN: 11:41**  
vs. Jackson State (11/3/25)

### CAREER STATISTICS

Year	G	GS	MIN	AVG	FIELD GOALS			THREE-POINTERS			FREE THROWS			REBOUNDS			PF	FO	AST	AST/G	TO	BLK	STL	PTS	PPG	
					FG	FBA	PCT	3PM	3PA	PCT	FTM	FTA	PCT	OREB.	DREB.	REB.										AVG.
2024-25	DNP	Redshirt																								
2025-26	8	0	42	5.3	4	5	.800	0	0	.000	4	4	1.000	6	10	16	2.0	6	0	2	0.3	0	4	1	12	1.5



# 1 BRANDON LEE



FRESHMAN // GUARD // 6-4 // 195

SAN JUAN, PUERTO RICO // THE PATRICK SCHOOL (N.J.)

FightingIllini.com/BrandonLee

### 2025-26

- Two points (2-2 FT) in three minutes in win vs. Rutgers (1/8)
- Career-high in points (5), rebounds (3) and assists (2) vs. Southern (12/29)
- Two points in four minutes in win vs. Missouri (12/22)
- Four points in six minutes vs. UTRGV (11/24)
- Four points in 13 minutes in college debut vs. Long Island (11/22)
- Missed first five games due to ankle injury

### HIGH SCHOOL

- Four-star recruit in the Class of 2025
- Ranked No. 93 overall, No. 15 shooting guard, and No. 1 player in New Jersey by 247Sports
- Scored more than 2,000 career points as a four-year varsity player at The Patrick School
- Averaged 22.0 points as a senior
- Led the state of New Jersey in free throws made (161) and 3-pointers made (106) and ranked seventh in the state in scoring average
- Selected to compete at the 2025 Capital Classic and 24K Showcase
- Played for the New York Rens AAU Program
- Finished as the third-leading scorer in the EYBL in 2024, averaging 23 points, and was named Breakout MVP of the 17U division by The Circuit
- Starred for Puerto Rico at the 2021 FIBA U16 Americas Championship, the 2023 Centrobasket U17 Championship, and the 2024 FIBA U18 Americas Championship, combining to average 12.8 points, 3.3 rebounds and 0.9 assists over 17 contests

### PERSONAL

- Born Aug. 30, 2006
- Enrolled in the Division of Exploratory Studies
- Father Butch Lee, the 1978 Naismith Player of the Year, was named Most Outstanding Player of the 1977 NCAA Tournament while leading Marquette to the championship

### GAME-BY-GAME STATISTICS

Date	Opponent	GS	MIN	FIELD GOALS			THREES		FREE THROWS		REBOUNDS				PF	A	TO	B	S	PTS	PPG
				FG	FG%	3FG	3%	FT	FT%	OFF	DEF	REB	RPG								
11/03/25	Jackson State	DNP	-	Inj.																	
11/07/25	FGCU	DNP	-	Inj.																	
11/11/25	Texas Tech	DNP	-	Inj.																	
11/14/25	Colgate	DNP	-	Inj.																	
11/19/25	vs Alabama	DNP	-	Inj.																	
11/22/25	Long Island	13	2-4	.500	0-0	.000	0-0	.000	0	1	1	1.0	2	1	2	0	1	4	4.0		
11/24/25	UTRGV	6	2-3	.667	0-0	.000	0-0	.000	0	0	0	0.5	1	0	1	0	0	4	4.0		
11/28/25	vs UConn	11	0-0	.000	0-0	.000	0-0	.000	0	0	0	0.3	1	0	0	0	1	0	2.7		
12/06/25	vs Tennessee	DNP																			
12/09/25	at Ohio State	DNP																			
12/13/25	Nebraska	DNP																			
12/22/25	vs Missouri	4	0-1	.000	0-1	.000	2-2	1.000	0	0	0	0.3	1	0	0	0	0	2	2.5		
12/29/25	Southern	9	1-2	.500	0-0	.000	3-3	1.000	1	2	3	0.8	1	2	1	0	0	5	3.0		
01/03/26	at Penn State	3	0-0	.000	0-0	.000	0-0	.000	0	0	0	0.7	1	0	0	0	0	0	2.5		
01/08/26	Rutgers	3	0-2	.000	0-0	.000	2-2	1.000	1	1	2	0.9	0	0	0	0	0	2	2.4		
01/11/26	at Iowa	DNP																			
01/14/26	at Northwestern	DNP																			
01/17/26	Minnesota																				
01/21/26	Maryland																				
01/24/26	at Purdue																				
01/29/26	Washington																				
02/01/26	at Nebraska																				
02/04/26	Northwestern																				
02/07/26	at Michigan State																				
02/10/26	Wisconsin																				
02/15/26	Indiana																				
02/18/26	at USC																				
02/21/26	at UCLA																				
02/27/26	Michigan																				
03/03/26	Oregon																				
03/08/26	at Maryland																				

### CAREER/SEASON HIGHS

**PTS: 5**  
vs. Southern (12/29/25)

**FG: 2 (twice)**  
last vs. UTRGV (11/24/25)

**FG ATT: 4**  
vs. Long Island (11/22/25)

**3-PT: 0**

**3-PT ATT: 1**  
vs. Missouri (12/22/25)

**FT: 3**  
vs. Southern (12/29/25)

**FT ATT: 3**  
vs. Southern (12/29/25)

**REB: 3**  
vs. Southern (12/29/25)

**AST: 2**  
vs. Southern (12/92/25)

**STL: 1 (twice)**  
last vs. UConn (11/28/25)

**BLK: 0**

**MIN: 12:33**  
vs. Long Island (11/22/25)

### CAREER STATISTICS

2025-26	G	GS	MIN	AVG	FIELD GOALS			THREE-POINTERS			FREE THROWS			REBOUNDS			PF	FO	AST	AST/G	TO	BLK	STL	PTS	PPG	
					FG	FGA	PCT	3PM	3PA	PCT	FTM	FTA	PCT	OREB.	DREB.	REB.										AVG.
2025-26	7	0	49	7.0	5	12	.417	0	1	.000	7	7	1.000	2	4	6	0.9	7	0	3	0.4	4	0	2	17	2.4



# DAVID MIRKOVIC

FRESHMAN // FORWARD // 6-9 // 250  
NIKSIC, MONTENEGRO // SC DERBY



FightingIllini.com/DavidMirkovic

### PRONUNCIATION

DAH-vid MEER-ko-vitch

### 2025-26

- Two-time Big Ten Freshman of the Week (Nov. 10 & Nov. 17)
- Game-high 12 rebounds (3 offensive) with seven points and career-high-tying five assists in win at #19 Iowa (1/11)
- Eight point, seven rebounds, and three assists in win vs. Rutgers (1/8)
- Fifth double-double with 13 points (5-6 FT) and 10 rebounds (five offensive), to go with three assists, in win vs. Penn State (1/3) at The Palestra
- 11 points and six rebounds (two offensive) vs. Southern (12/29)
- Nine points (4-6 FG) and career-high tying five assists in win vs. Missouri (12/22)
- 22 points (4-5 3FG, 8-8 FT) and nine rebounds in win at Ohio State (12/9), joining Keaton Wagler (23 points) as first freshmen teammates to score 20+ in a Big Ten debut since at least 2011
- 10 points, six rebounds (5 offensive) and two assists in win vs. #13 Tennessee (12/6)
- Eight points and eight rebounds (four offensive) vs. #5 UConn (11/28)
- 10 points (4-4 FT) and career-high five assists vs. UTRGV (11/24)
- 12 points (4-5 FG), eight boards and two assists vs. Long Island (11/22)
- 10-point, 10-rebound double-double with four assists and three steals vs. #11 Alabama (11/19)
- Career-high 27 points, and Illini freshman record 21 rebounds (8 offensive) vs. Colgate (11/14), marking the first 20-20 game by an Illini since 1972
- 11 points, four rebounds and two steals in win over #11 Texas Tech (11/11)
- Second straight double-double of 17 points and 11 rebounds vs. Florida Gulf Coast (11/7)
- 14 points and a game-high 14 rebounds vs. Jackson State (11/3), becoming first Illini freshman with a double-double in his collegiate debut since Kofi Cockburn (11 points, 10 rebounds) in 2019

### CLUB

- In 50 career ABA games for SC Derby, averaged 7.8 points and 5.2 rebounds

- Saw his production increase across the board in his second ABA season, averaging 8.6 points, 6.4 rebounds, and 1.3 assists per game
- Posted 11 of his 16-career double-digit scoring games for SC Derby in 2024-25, with five games of 10+ rebounds and four double-double efforts
- Competed for SC Derby in the U19 ABA League Championship over four seasons, averaging 23.3 points, 14.0 rebounds, 4.7 assists, 3.3 blocks, and 1.0 steals per contest
- Represented Montenegro in FIBA youth tournaments in 2022 and 2023, and in 2024 made his debut for the Montenegro Senior National Team at the FIBA EuroBasket Qualifier
- At the 2022 FIBA U16 European Championship, averaged 22.1 points and 10.3 rebounds in seven contests
- In 2023, averaged 8.9 points and 4.1 rebounds over seven games as the youngest player at the 2023 U20 European Championship
- Also posted 15.8 points and 9.0 rebounds per game at the 2023 U18 European Championship Division B
- Competed in the the NBA's Basketball Without Borders (BWB) and Adidas Next Gen showcases in 2023 and 2024
- Played for the World Select Team at the 2025 Nike Hoop Summit

### PERSONAL

- Born Jan. 6, 2006
- Majoring in recreation, sport, and tourism

## GAME-BY-GAME STATISTICS

Date	Opponent	GS	MIN	FIELD GOALS			THREES		FREE THROWS		REBOUNDS			PF	A	TO	B	S	POINTS	
				FG	FG%	3FG	3%	FT	FT%	OFF	DEF	REB	RPG						PTS	PPG
11/03/25	Jackson State	*	24	7-10	.700	2-4	.500	3-3	1.000	3	11	14	14.0	0	4	2	0	0	19	19.0
11/07/25	FGCU	*	28	5-11	.455	0-3	.000	7-8	.875	1	10	11	12.5	2	1	1	1	0	17	18.0
11/11/25	Texas Tech	*	36	5-13	.385	1-5	.200	0-1	.000	2	2	4	9.7	1	1	3	0	2	11	15.7
11/14/25	Colgate	*	38	8-16	.500	3-7	.429	8-8	1.000	8	13	21	12.5	2	3	4	0	0	27	18.5
11/19/25	vs Alabama	*	31	4-13	.308	2-6	.333	0-1	.000	2	8	10	12.0	1	4	1	1	3	10	16.8
11/22/25	Long Island	*	20	4-5	.800	0-0	.000	4-5	.800	1	7	8	11.3	2	2	1	0	0	12	16.0
11/24/25	UTRGV	*	22	3-4	.750	0-1	.000	4-4	1.000	1	3	4	10.3	3	5	2	0	0	10	15.1
11/28/25	vs UConn	*	18	3-10	.300	0-4	.000	2-3	.667	4	4	8	10.0	2	2	1	0	0	8	14.3
12/06/25	vs Tennessee	*	29	4-9	.444	2-4	.500	0-2	.000	5	1	6	9.6	1	2	2	1	0	10	13.8
12/09/25	at Ohio State	*	32	5-11	.455	4-5	.800	8-8	1.000	1	8	9	9.5	3	1	2	0	0	22	14.6
12/13/25	Nebraska	*	23	2-4	.500	0-1	.000	0-1	.000	0	2	2	8.8	0	1	3	0	0	4	13.6
12/22/25	vs Missouri	*	29	4-6	.667	1-2	.500	0-0	.000	1	4	5	8.5	2	5	3	1	1	9	13.3
12/29/25	Southern	*	21	5-7	.714	1-2	.500	0-0	.000	2	4	6	8.3	0	2	2	0	0	11	13.1
01/03/26	at Penn State	*	26	4-8	.500	0-3	.000	5-6	.833	5	5	10	8.4	4	3	2	0	1	13	13.1
01/08/26	Rutgers	*	27	2-8	.250	1-4	.250	3-4	.750	3	4	7	8.3	1	3	0	0	0	8	12.7
01/11/26	at Iowa	*	35	3-7	.429	1-3	.333	0-0	.000	3	9	12	8.6	0	5	2	0	1	7	12.4
01/14/26	at Northwestern																			
01/17/26	Minnesota																			
01/21/26	Maryland																			
01/24/26	at Purdue																			
01/29/26	Washington																			
02/01/26	at Nebraska																			
02/04/26	Northwestern																			
02/07/26	at Michigan State																			
02/10/26	Wisconsin																			
02/15/26	Indiana																			
02/18/26	at USC																			
02/21/26	at UCLA																			
02/27/26	Michigan																			
03/03/26	Oregon																			
03/08/26	at Maryland																			

## CAREER/SEASON HIGHS

- PTS: 27**  
vs. Colgate (11/14/25)
- FG: 8**  
vs. Colgate (11/14/25)
- FG ATT: 16**  
vs. Colgate (11/14/25)
- 3-PT: 4**  
at Ohio State (12/9/25)
- 3-PT ATT: 7**  
vs. Colgate (11/14/25)
- FT: 8 (twice)**  
last vs. Ohio State (12/9/25)
- FT ATT: 8 (three times)**  
last vs. Ohio State (12/9/25)
- REB: 21**  
vs. Colgate (11/14/25)
- AST: 5 (three times)**  
last at Iowa (1/11/26)
- STL: 3**  
vs. Alabama (11/19/25)
- BLK: 1 (four times)**  
last vs. Missouri (12/22/25)
- MIN: 37:44**  
vs. Colgate (11/14/25)

## CAREER STATISTICS

2025-26	G	GS	MIN	AVG	FIELD GOALS			THREE-POINTERS			FREE THROWS			REBOUNDS				PF	FO	AST	AST/G	TO	BLK	STL	PTS	PPG
					FG	FGA	PCT	3PM	3PA	PCT	FTM	FTA	PCT	OREB.	REB.	REB.	AVG.									
2025-26	16	16	439	27.4	68	142	.479	18	54	.333	44	54	.815	42	95	137	8.6	24	0	44	2.8	31	4	8	198	12.4





# 5 AJ REDD



**SENIOR // GUARD // 6-3 // 170**  
**CHICAGO, ILL. // ST. IGNATIUS H.S.**

FightingIllini.com/AJRedd

### 2025-26

- One point and one rebound in three minutes vs. Southern (12/29)
- Two points and a rebounds vs. Long Island (11/22)
- Two points (2-2 FTs) in four minutes vs. Florida Gulf Coast (11/7)
- Career-high three points in opener vs. Jackson State (11/3)

### 2024-25

- Academic All-Big Ten
- Appeared in 14 games, totaling three points, eight rebounds and two assists
- Tallied one rebound and attempted a career-high four free throws vs. #3 Duke at Madison Square Garden (2/22)
- Recorded career-high two rebounds and had one assist in win over Penn State (1/8)
- One point and one rebound in win over Chicago State (12/29)
- Recorded first-career assist, block, and steal and had one rebound vs. Little Rock (11/25)
- Grabbed one rebound vs. UMES (11/23)
- Tied career high with two points and added one rebound in opener vs. Eastern Illinois (11/4)

### PERSONAL

- Born Sept. 3, 2003
- Majoring in finance

## GAME-BY-GAME STATISTICS

Date	Opponent	GS	MIN	FIELD GOALS			THREES		FREE THROWS		REBOUNDS				PF	A	TO	B	S	POINTS	
				FG	FG%	3FG	3%	FT	FT%	OFF	DEF	REB	RPG	PTS						PPG	
11/03/25	Jackson State	6	1-2	.500	0-0	.000	1-2	.500	1	0	1	1.0	0	0	1	0	0	3	3.0		
11/07/25	FGCU	4	0-0	.000	0-0	.000	2-2	1.000	0	0	0	0.5	0	0	0	0	0	2	2.5		
11/11/25	Texas Tech	DNP																			
11/14/25	Colgate	DNP																			
11/19/25	vs Alabama	DNP																			
11/22/25	Long Island	2	1-2	.500	0-1	.000	0-0	.000	0	1	1	0.7	0	0	0	0	0	2	2.3		
11/24/25	UTRGV	DNP																			
11/28/25	vs UConn	DNP																			
12/06/25	vs Tennessee	DNP																			
12/09/25	at Ohio State	DNP																			
12/13/25	Nebraska	DNP																			
12/22/25	vs Missouri	DNP																			
12/29/25	Southern	3	0-0	.000	0-0	.000	1-2	.500	0	1	1	0.8	0	0	0	0	0	1	2.0		
01/03/26	at Penn State	DNP																			
01/08/26	Rutgers	1	0-0	.000	0-0	.000	0-0	.000	0	0	0	0.6	1	0	0	0	0	0	1.6		
01/11/26	at Iowa	DNP																			
01/14/26	at Northwestern	DNP																			
01/17/26	Minnesota	DNP																			
01/21/26	Maryland	DNP																			
01/24/26	at Purdue	DNP																			
01/29/26	Washington	DNP																			
02/01/26	at Nebraska	DNP																			
02/04/26	Northwestern	DNP																			
02/07/26	at Michigan State	DNP																			
02/10/26	Wisconsin	DNP																			
02/15/26	Indiana	DNP																			
02/18/26	at USC	DNP																			
02/21/26	at UCLA	DNP																			
02/27/26	Michigan	DNP																			
03/03/26	Oregon	DNP																			
03/08/26	at Maryland	DNP																			

## CAREER HIGHS

**PTS: 3**  
vs. Jackson State (11/3/25)

**FG: 1 (four times)**  
last vs. Long Island (11/22/25)

**FG ATT: 2 (twice)**  
last vs. Long Island (11/22/25)

**3-PT: 0**

**3-PT ATT: 1**  
vs. Long Island (11/22/25)

**FT: 2**  
vs. Florida Gulf Coast (11/7/25)

**FT ATT: 4**  
vs. Duke (2/22/25)

**REB: 2**  
vs. Penn State (1/8/25)

**AST: 1 (twice)**  
last vs. Penn State (1/8/25)

**STL: 1**  
vs. Little Rock (11/24/24)

**BLK: 1**  
vs. Little Rock (11/24/24)

**MIN: 5:29**  
vs. Jackson State (11/3/25)

## SEASON HIGHS

**PTS: 3**  
vs. Jackson State (11/3/25)

**FG: 1 (twice)**  
last vs. Long Island (11/22/25)

**FG ATT: 2 (twice)**  
last vs. Long Island (11/22/25)

**3-PT: 0**

**3-PT ATT: 1**  
vs. Long Island (11/22/25)

**FT: 2**  
vs. Florida Gulf Coast (11/7/25)

**FT ATT: 2 (three times)**  
last vs. Southern (12/29/25)

**REB: 1 (three times)**  
last vs. Southern (12/29/25)

**AST: 0**

**STL: 0**

**BLK: 0**

**MIN: 5:29**  
vs. Jackson State (11/3/25)

## CAREER STATISTICS

	G	GS	MIN	AVG	FIELD GOALS			THREE-POINTERS			FREE THROWS			REBOUNDS			PF	FO	AST	AST/G	TO	BLK	STL	PTS	PPG
					FG	FGA	PCT	3PM	3PA	PCT	FTM	FTA	PCT	OREB.	DREB.	REB.									
2022-23	2	0	2	1.0	0	1	.000	0	0	.000	0	0	.000	0	0	0.0	0	0	0.0	0	0	0	0.0		
2023-24	10	0	20	2.0	1	2	.500	0	0	.000	1	4	.250	0	2	0.2	1	0	0.0	2	0	0	0.3		
2024-25	14	0	26	2.0	1	5	.200	0	0	.000	1	6	.167	2	6	0.6	1	0	2.0	1	1	1	0.2		
2025-26	5	0	16	3.2	2	4	.500	0	1	.000	4	6	.667	1	2	0.6	1	0	0.0	1	0	0	1.6		
<b>Total</b>	<b>31</b>	<b>0</b>	<b>64</b>	<b>2.1</b>	<b>4</b>	<b>12</b>	<b>.333</b>	<b>0</b>	<b>1</b>	<b>.000</b>	<b>6</b>	<b>16</b>	<b>.375</b>	<b>3</b>	<b>10</b>	<b>.4</b>	<b>3</b>	<b>0</b>	<b>2</b>	<b>0.1</b>	<b>4</b>	<b>1</b>	<b>1</b>	<b>14</b>	<b>0.5</b>





# 2 ANDREJ STOJAKOVIC



JUNIOR // GUARD // 6-7 // 215

THESSALONIKI, GREECE // JESUIT H.S. // STANFORD // CAL

FightingIllini.com/AndrejStojakovic

### PRONUNCIATION

AHN-dray stoy-AH-ko-vitch

### 2025-26

- Naismith Trophy and Wooden Award watch list candidate
- Julius Erving Small Forward of the Year watch list candidate
- 17 points with five rebounds and two steals in season-high 33 minutes in win at #19 Iowa (1/11)
- 12 points (4-6 FG) and game-high eight rebounds in win vs. Rutgers (1/8)
- 12 points (4-4 FT) and six rebounds in win vs. Penn State (1/3) at The Palestra
- 16 Points (4-4 FT), three rebounds and two assists in win vs. Missouri (12/22)
- Double-double with 19 points and 10 rebounds vs. #23 Nebraska (12/13)
- 17 points (7-7 FT) and four rebounds in win at Ohio State (12/9)
- 24 points (11-17 FG) and six rebounds vs. UTRGV (11/24)
- 20 points (10-15 FG), four boards and two blocks vs. Long Island (11/22)
- 26 points (11-16 FGs) with two 3-pointers and three rebounds in season-high 30 minutes vs. #11 Alabama (11-19)
- 23 points (11-16 FGs) with three steals and two blocks, including a block on a potential game-tying 3-pointer with 10 seconds left, in win over #11 Texas Tech (11/11)
- Nine points, five rebounds and three assists in 21 minutes in Illini debut vs. FGCU (11/7)
- Missed opener vs. Jackson State (11/3) due to knee injury

### 2024-25

- ACC All-Tournament First Team
- All-ACC Team honorable mention and NABC All-Pacific District Second Team
- Started 28 games and led Cal in scoring, ranking sixth in the ACC at 17.9 points per game
- Scored 20+ points in 13 games, 11 coming against power-conference competition
- One of only three Div. I players to average at least 17.9 ppg/4.7 rpg/1.8 apg/1.2 bpg, joining Duke's Cooper Flagg & Auburn's Johni Broome
- Averaged 33.0 points on 57.1% shooting in two ACC Tournament games
- Career-high 37 points (13 of 22 shooting) in second-round vs. Stanford (3/12)
- 29 points in first-round win over Virginia Tech (3/11)
- 21 points and career-high six blocks in quadruple-overtime game at Notre Dame (3/8)
- First career double-double with 16 points and 10 rebounds at Stanford (2/22)
- 30 points on 11-of-15 shooting at Clemson (1/4)
- 31 points on 10-of-14 shooting vs. Northwestern State along with seven rebounds, four assists and three blocks (12/14)

### PERSONAL

- Born Aug. 17, 2004
- Majoring in psychology
- Father, Peja, played 13 seasons in the NBA where he was a three-time All-Star with the Sacramento Kings and won an NBA title with the Dallas Mavericks in 2011

## GAME-BY-GAME STATISTICS

Date	Opponent	GS	FIELD GOALS			THREES		FREE THROWS		REBOUNDS				PF	A	TO	B	S	POINTS	
			MIN	FG	FG%	3FG	3%	FT	FT%	OFF	DEF	REB	RPG						PTS	PPG
11/03/25	Jackson State	DNP	-	-	-	-	-	-	-	-	-	-	-	-	-	-	-	-	-	-
11/07/25	FGCU		21	4-10	.400	1-3	.333	0-1	.000	1	4	5	5.0	0	3	3	0	0	9	9.0
11/11/25	Texas Tech		26	11-16	.688	0-1	.000	1-2	.500	0	3	3	4.0	0	1	1	2	3	23	16.0
11/14/25	Colgate	*	27	3-11	.273	1-6	.167	2-3	.667	1	3	4	4.0	1	2	1	0	0	9	13.7
11/19/25	vs Alabama	*	30	11-16	.688	2-3	.667	2-5	.400	3	0	3	3.8	2	0	5	0	0	26	16.8
11/22/25	Long Island	*	25	10-15	.667	0-1	.000	0-0	.000	2	2	4	3.8	0	1	1	2	0	20	17.4
11/24/25	UTRGV	*	31	11-17	.647	1-5	.200	1-1	1.000	2	4	6	4.2	1	0	2	0	0	24	18.5
11/28/25	vs UConn	*	24	1-7	.143	1-2	.500	0-0	.000	0	0	0	3.6	1	2	0	0	0	3	16.3
12/06/25	vs Tennessee	*	21	2-5	.400	0-1	.000	1-2	.500	1	1	2	3.4	2	0	1	2	2	5	14.9
12/09/25	at Ohio State	*	27	5-10	.500	0-3	.000	7-7	1.000	1	3	4	3.4	3	1	3	0	0	17	15.1
12/13/25	Nebraska	*	27	8-16	.500	0-3	.000	3-3	1.000	2	8	10	4.1	1	1	1	1	0	19	15.5
12/22/25	vs Missouri	*	25	5-8	.625	2-4	.500	4-4	1.000	1	2	3	4.0	4	2	1	1	0	16	15.5
12/29/25	Southern	*	23	1-5	.200	0-3	.000	4-4	1.000	2	1	3	3.9	1	1	2	0	0	6	14.8
01/03/26	at Penn State	*	32	4-9	.444	0-2	.000	4-4	1.000	3	3	6	4.1	0	1	2	1	0	12	14.5
01/08/26	Rutgers	*	24	4-6	.667	1-2	.500	3-4	.750	1	7	8	4.4	1	0	2	1	0	12	14.4
01/11/26	at Iowa	*	33	7-16	.438	1-5	.200	2-3	.667	1	4	5	4.4	2	0	1	0	2	17	14.5
01/14/26	at Northwestern																			
01/17/26	Minnesota																			
01/21/26	Maryland																			
01/24/26	at Purdue																			
01/29/26	Washington																			
02/01/26	at Nebraska																			
02/04/26	Northwestern																			
02/07/26	at Michigan State																			
02/10/26	Wisconsin																			
02/15/26	Indiana																			
02/18/26	at USC																			
02/21/26	at UCLA																			
02/27/26	Michigan																			
03/03/26	Oregon																			
03/08/26	at Maryland																			

## CAREER HIGHS

- PTS: 37**  
vs. Stanford (3/12/25)
- FG: 13**  
vs. Stanford (3/12/25)
- FG ATT: 25**  
vs. Stanford (12/7/24)
- 3-PT: 4 (four times)**  
last vs. Stanford (3/12/25)
- 3-PT ATT: 9**  
vs. Cal Poly (11/7/24)
- FT: 11 (twice)**  
last vs. Virginia (1/8/25)
- FT ATT: 15**  
vs. Sacramento State (11/24/24)
- REB: 10 (twice)**  
last vs. Nebraska (12/13/25)
- AST: 4 (twice)**  
last at North Carolina (1/15/25)
- STL: 4**  
at Georgia Tech (2/15/25)
- BLK: 6**  
at Notre Dame (3/8/25)
- MIN: 50:07**  
at Notre Dame (3/8/25)

## SEASON HIGHS

- PTS: 26**  
vs. Alabama (11/19/25)
- FG: 11 (three times)**  
last vs. UTRGV (11/24/25)
- FG ATT: 17**  
vs. UTRGV (11/24/25)
- 3-PT: 2 (twice)**  
last vs. Missouri (12/22/25)
- 3-PT ATT: 6**  
vs. Colgate (11/14/25)
- FT: 7**  
at Ohio State (12/9/25)
- FT ATT: 7**  
at Ohio State (12/9/25)
- REB: 10**  
vs. Nebraska (12/13/25)
- AST: 3**  
vs. Florida Gulf Coast (11/7/25)
- STL: 3**  
vs. Texas Tech (11/11/25)
- BLK: 2 (three times)**  
last vs. Tennessee (12/6/25)
- MIN: 32:40**  
at Iowa (1/11/26)

## CAREER STATISTICS AT STANFORD

	G	GS	MIN	AVG	FIELD GOALS			THREE-POINTERS			FREE THROWS			OREB.	REBOUNDS		AVG.	PF	FO	AST	AST/G	TO	BLK	STL	PTS	PPG
					FG	FGA	PCT	3PM	3PA	PCT.	FTM	FTA	PCT.		DREB.	REB.										
2023-24	32	10	715	22.3	99	242	.409	34	104	.327	19	36	.528	17	93	110	3.4	26	0	28	0.9	38	4	13	251	7.8

## CAREER STATISTICS AT CAL

2024-25	29	28	969	33.4	172	403	.427	41	129	.318	135	165	.818	26	109	135	4.7	52	1	51	1.8	65	34	23	520	17.9
---------	----	----	-----	------	-----	-----	------	----	-----	------	-----	-----	------	----	-----	-----	-----	----	---	----	-----	----	----	----	-----	------

## CAREER STATISTICS AT ILLINOIS

2025-26	15	13	396	26.4	87	167	.521	10	44	.227	34	43	.791	21	45	66	4.4	19	0	15	1.0	26	10	7	218	14.5
---------	----	----	-----	------	----	-----	------	----	----	------	----	----	------	----	----	----	-----	----	---	----	-----	----	----	---	-----	------

## COMBINED CAREER STATISTICS

Total	76	51	2,080	27.4	358	812	.441	85	277	.307	188	244	.770	64	247	311	4.1	97	1	94	1.2	129	48	43	989	13.0
-------	----	----	-------	------	-----	-----	------	----	-----	------	-----	-----	------	----	-----	-----	-----	----	---	----	-----	-----	----	----	-----	------



# 23 KEATON WAGLER



**FRESHMAN // GUARD // 6-6 // 185**  
**SHAWNEE, KAN. // SHAWNEE MISSION NORTHWEST H.S.**

FightingIllini.com/KeatonWagler

**PRONUNCIATION**

WAH-gler

**2025-26**

- Three-time Big Ten Freshman of the Week (Dec. 15, Jan. 5, & Jan. 12)
- Game-high 19 points (4-7 3FG), five rebounds and three assists in win at #19 Iowa (1/11)
- Game-high 17 points (6-7 FT), seven rebounds and three assists in win vs. Rutgers (1/8)
- 16 points (7-8 FT), three rebounds and three assists in win vs. Penn State (1/3) at The Palestra
- Second double-double with 11 points and 10 assists plus two steals vs. Southern (12/29)
- Game-high 22 points (5-6 3FG), eight boards, two steals and two blocks in win vs. Missouri (12/22)
- First double-double with 19 points and a career-high 10 assists vs. #23 Nebraska (12/13)
- Career-high 23 points (3-5 3FG, 8-9 FT) and five assists in win at Ohio State (12/9), joining David Mirkovic (22 points) as first freshmen duo to score 20+ in a Big Ten debut since at least 2011
- 16 points with career-highs in 3-pointers (4), rebounds (8), and assists (5), and no turnovers in 34 minutes in win vs. #13 Tennessee (12/6)
- Career-high eight rebounds with eight points vs. UTRGV (11/24)
- 19 points (7-10 FG), four rebounds, three assists, two blocks and two steals vs. Long Island (11/22)
- 19 points (9-11 FTs) with six rebounds (three offensive) and two assists vs. Colgate (11/14)
- 11 points (5-6 FTs) and seven rebounds (five offensive) in win vs. #11 Texas Tech (11/11)
- 22 points (7-9 FGs, 7-7 FTs) with seven rebounds and three assists vs. FGCU (11/7)
- Started in collegiate debut and scored 18 points, including 2-2 from 3-point range and 8-10 from the free throw line, with five rebounds and four assists vs. Jackson State (11/3)

- Back-to-back Kansas Class 6A Player of the Year in 2024 and 2025
- 2025 Kansas Basketball Coaches Association All-State First Team
- 2025 Sunflower League Player of the Year
- Led Shawnee Mission Northwest to back-to-back Kansas Class 6A State Championships – the first titles in program history – during his junior and senior seasons
- Combined for a 47-3 record over his final two seasons of high school and finished his career 80-16 as a starter to set the program record for wins
- Recorded career totals of 1,105 points, 464 rebounds, 272 assists, and 100 steals, finishing No. 2 in school history in assists, No. 3 in steals, and No. 4 in both points and rebounds
- Averaged 18.5 points, 6.7 rebounds, 4.2 assists and 1.8 steals as a senior, leading team to 22-3 record while shooting 59% overall, 45% from 3-point range, and 83% from the free-throw line
- Recorded 17 points and 10 rebounds in 2025 state final victory over Olathe North High
- Averaged 12.5 points, 5.9 rebounds, and 3.5 assists as a junior while leading his team to a perfect 25-0 record
- Played AAU basketball for coach Victor Williams and VWBA Elite

**PERSONAL**

- Born Feb. 3, 2007
- Majoring in kinesiology

**HIGH SCHOOL**

- Four-star recruit in the Class of 2025
- Ranked No. 143 overall, No. 25 shooting guard, and No. 1 player in Kansas by 247Sports
- 2025 Gatorade Kansas Player of the Year
- 20225 Kansas MaxPreps High School Basketball Player of the Year

**GAME-BY-GAME STATISTICS**

Date	Opponent	GS	MIN	FIELD GOALS			THREES		FREE THROWS		REBOUNDS				POINTS					
				FG	FG%	3FG	3%	FT	FT%	OFF	DEF	REB	RPG	PF	A	T	B	S	PTS	PPG
11/03/25	Jackson State	*	26	4-8	.500	2-2	1.000	8-10	.800	4	2	6	6.0	3	4	3	0	2	18	18.0
11/07/25	FGCU	*	28	7-9	.778	1-3	.333	7-7	1.000	4	3	7	6.5	1	3	0	0	0	22	20.0
11/11/25	Texas Tech	*	35	3-9	.333	0-3	.000	5-6	.833	5	2	7	6.7	0	0	3	0	0	11	17.0
11/14/25	Colgate	*	34	4-11	.364	2-6	.333	9-11	.818	3	3	6	6.5	3	2	1	0	1	19	17.5
11/19/25	vs Alabama	*	36	2-9	.222	1-4	.250	3-5	.600	1	2	3	5.8	5	1	0	0	1	8	15.6
11/22/25	Long Island	*	28	7-10	.700	2-4	.500	3-3	1.000	2	2	4	5.5	0	3	1	2	2	19	16.2
11/24/25	UTRGV	*	30	2-11	.182	1-6	.167	3-5	.600	2	6	8	5.9	2	2	0	0	1	8	15.0
11/28/25	vs UConn	*	14	1-3	.333	1-2	.500	0-0	.000	1	0	1	5.3	3	1	2	0	0	3	13.5
12/06/25	vs Tennessee	*	34	5-13	.385	4-11	.364	2-2	1.000	1	7	8	5.6	3	5	0	0	0	16	13.8
12/09/25	at Ohio State	*	39	6-11	.545	3-5	.600	8-9	.889	2	0	2	5.2	2	5	2	0	0	23	14.7
12/13/25	Nebraska	*	40	6-13	.462	4-8	.500	3-3	1.000	0	1	1	4.8	2	10	3	1	1	19	15.1
12/22/25	vs Missouri	*	34	7-11	.636	5-6	.833	3-4	.750	4	4	8	5.1	1	4	1	2	2	22	15.7
12/29/25	Southern	*	26	4-8	.500	1-4	.250	2-3	.667	2	5	7	5.2	1	10	1	0	2	11	15.3
01/03/26	at Penn State	*	20	4-9	.444	1-5	.200	7-8	.875	0	3	3	5.1	4	3	2	0	0	16	15.4
01/08/26	Rutgers	*	32	5-12	.417	1-4	.250	6-7	.857	2	5	7	5.2	1	3	2	0	0	17	15.5
01/11/26	at Iowa	*	34	5-9	.556	4-7	.571	5-6	.833	1	4	5	5.2	3	4	3	0	0	19	15.7
01/14/26	at Northwestern																			
01/17/26	Minnesota																			
01/21/26	Maryland																			
01/24/26	at Purdue																			
01/29/26	Washington																			
02/01/26	at Nebraska																			
02/04/26	Northwestern																			
02/07/26	at Michigan State																			
02/10/26	Wisconsin																			
02/15/26	Indiana																			
02/18/26	at USC																			
02/21/26	at UCLA																			
02/27/26	Michigan																			
03/03/26	Oregon																			
03/08/26	at Maryland																			

**CAREER/SEASON HIGHS**

- PTS: 23**  
at Ohio State (12/9/25)
- FG: 7 (three times)**  
last vs. Missouri (12/22/25)
- FG ATT: 13 (twice)**  
last vs. Nebraska (12/13/25)
- 3-PT: 5**  
vs. Missouri (12/22/25)
- 3-PT ATT: 11**  
vs. Tennessee (12/6/25)
- FT: 9**  
vs. Colgate (11/14/25)
- FT ATT: 11**  
vs. Colgate (11/14/25)
- REB: 8 (three times)**  
last vs. Missouri (12/22/25)
- AST: 10 (twice)**  
last vs. Southern (12/29/25)
- STL: 2 (four times)**  
last vs. Southern (12/29/25)
- BLK: 2 (twice)**  
last vs. Missouri (12/22/25)
- MIN: 40:00**  
Vs. Nebraska (12/13/25)

**CAREER STATISTICS**

2025-26	G	GS	MIN	AVG	FIELD GOALS			THREE-POINTERS			FREE THROWS			REBOUNDS			PF	FO	AST	AST/G	TO	BLK	STL	PTS	PPG	
					FG	FGA	PCT	3PM	3PA	PCT	FTM	FTA	PCT	OREB.	DREB.	REB.										AVG.
2025-26	16	16	490	30.6	72	156	.462	33	80	.413	74	89	.831	34	49	83	5.2	34	1	60	3.8	24	5	12	251	15.7

## 2025-26 RESULTS

<u>DATE</u>	<u>OPPONENT</u>	<u>SCORE</u>	<u>ATTENDANCE</u>	<u>HIGH POINTS</u>	<u>HIGH REBOUNDS</u>
Nov. 3	Jackson State	W, 113-55	14,511	21 – Humrichous & T. Ivisic	14 – Mirkovic
Nov. 7	Florida Gulf Coast	W, 113-70	15,544	31 – Boswell	11 – Mirkovic
Nov. 11	#11 Texas Tech	W, 81-77	15,544	23 – Stojakovic	7 – Z. Ivisic & Wagler
Nov. 14	Colgate	W, 84-65	15,544	27 – Mirkovic	21 – Mirkovic
Nov. 19	vs. #11 Alabama	L, 86-90	17,775	26 – Stojakovic	10 – Mirkovic
Nov. 22	LIU	W, 98-58	12,625	20 – Stojakovic	8 – Mirkovic
Nov. 24	UTRGV	W, 87-73	11,853	24 – Stojakovic	8 – Wagler
Nov. 28	vs. #5 UConn	L, 61-74	16,154	25 – Boswell	10 – T. Ivisic
Dec. 6	vs. #13 Tennessee	W, 75-62	16,157	16 – T. Ivisic & Wagler	8 – Wagler
Dec. 9	at Ohio State	W, 88-80	9,974	23 – Wagler	9 – Mirkovic
Dec. 13	#23 Nebraska	L, 80-83	15,266	20 – Boswell	10 – Stojakovic
Dec. 22	vs. Missouri	W, 91-48	<b>18,505</b>	22 – Wagler	11 – Z. Ivisic
Dec. 29	Southern	W, 90-55	15,544	15 – Davis	7 – T. Ivisic & Wagler
Jan. 3	at Penn State	W, 73-65	4,686	18 – Boswell	10 – Z. Ivisic & Mirkovic
Jan. 8	Rutgers	W, 81-55	13,190	17 – Wagler	8 – Stojakovic
Jan. 11	at #19 Iowa	W, 75-69	13,559	19 – Wagler	12 – Mirkovic
Jan. 14	at Northwestern				
Jan. 17	Minnesota				
Jan. 21	Maryland				
Jan. 24	at Purdue				
Jan. 29	Washington				
Feb. 1	at Nebraska				
Feb. 4	Northwestern				
Feb. 7	at Michigan State				
Feb. 10	Wisconsin				
Feb. 15	Indiana				
Feb. 18	at USC				
Feb. 21	at UCLA				
Feb. 27	Michigan				
March 3	Oregon				
March 8	at Maryland				

<b>ATTENDANCE</b>					
	<b>Games</b>	<b>Totals</b>	<b>Average</b>	<b>High Game</b>	<b>Sellouts</b>
HOME	9	129,621	14,403	15,544	4
AWAY	3	28,219	9,407	13,559	0
NEUTRAL	4	68,591	17,148	18,505	1
<b>TOTAL</b>	<b>16</b>	<b>226,431</b>	<b>14,152</b>	<b>18,505</b>	<b>5</b>

## GAME-BY-GAME TEAM STATISTICS

	<b>GAME</b>	<b>FGM-A/%</b>	<b>3PM-A/%</b>	<b>FTM-A/%</b>	<b>OR-DR—TOT</b>	<b>PF</b>	<b>A</b>	<b>TO</b>	<b>B</b>	<b>S</b>	<b>PTS (1st-2nd-OT)</b>
Nov. 3	Illinois	40-73 / .548	17-37 / .459	16-24 / .667	21-40-61	10	23	12	2	6	113 (60-53)
	Jackson State	19-62 / .306	7-29 / .241	10-14 / .714	4-15-19	22	5	11	2	11	55 (27-28)
Nov. 7	Illinois	36-65 / .554	11-31 / .355	30-34 / .882	11-40-51	15	15	7	9	0	113 (59-54)
	Florida Gulf Coast	26-79 / .329	7-27 / .259	11-12 / .917	13-17-30	25	13	1	2	4	70 (27-43)
Nov. 11	Illinois	29-59 / .492	7-22 / .318	16-23 / .696	11-23-34	8	5	13	5	6	81 (45-36)
	Texas Tech	34-64 / .531	6-22 / .273	3-4 / .750	7-23-30	18	20	13	3	7	77 (32-45)
Nov. 14	Illinois	26-69 / .377	11-37 / .297	21-24 / .875	19-30-49	12	12	7	5	3	84 (41-43)
	Colgate	26-62 / .419	5-19 / .263	8-9 / .889	6-23-29	18	9	5	1	4	65 (30-35)
Nov. 19	Illinois	31-73 / .425	11-32 / .297	13-22 / .591	14-26-40	21	17	11	3	7	86 (42-44)
	vs. Alabama	30-66 / .455	13-36 / .361	17-23 / .739	10-28-38	25	15	10	4	6	90 (41-49)
Nov. 22	Illinois	41-65 / .631	5-16 / .313	11-15 / .733	13-27-40	9	15	12	11	9	98 (54-44)
	LIU	23-60 / .383	8-22 / .364	4-7 / .571	9-13-22	18	8	17	5	11	58 (19-39)
Nov. 24	Illinois	30-60 / .500	8-30 / .267	19-22 / .864	9-34-43	16	17	10	3	1	87 (42-45)
	UTRGV	27-68 / .397	11-26 / .423	8-16 / .500	11-22-33	20	10	4	0	7	73 (31-42)
Nov. 28	Illinois	19-60 / .317	6-29 / .207	17-18 / .944	13-25-38	17	10	10	5	3	61 (32-29)
	vs. UConn	26-63 / .413	10-28 / .357	12-17 / .706	14-29-43	19	19	10	7	7	74 (43-31)
Dec. 6	Illinois	28-58 / .483	11-28 / .393	8-14 / .571	11-20-31	14	14	6	7	5	75 (32-43)
	vs. Tennessee	24-65 / .369	6-20 / .300	8-18 / .444	23-23-46	18	14	13	4	4	62 (34-28)
Dec. 9	Illinois	24-54 / .444	11-27 / .407	29-32 / .906	9-28-37	21	12	9	3	0	88 (48-40)
	at Ohio State	28-61 / .459	9-28 / .321	15-21 / .714	7-23-30	27	11	6	2	3	80 (42-38)
Dec. 13	Illinois	28-58 / .483	10-29 / .345	14-20 / .700	13-21-34	9	18	8	4	2	80 (37-43)
	Nebraska	32-62 / .516	12-26 / .462	7-8 / .875	8-19-27	21	20	6	2	6	83 (37-46)
Dec. 22	Illinois	30-58 / .517	15-33 / .455	16-20 / .800	15-28-43	14	20	11	8	3	91 (41-50)
	vs. Missouri	16-56 / .286	6-22 / .273	10-15 / .667	12-12-24	20	6	10	1	8	48 (25-23)
Dec. 29	Illinois	30-58 / .517	14-34 / .412	16-18 / .889	16-29-45	11	22	14	7	3	90 (46-44)
	Southern	23-66 / .348	3-14 / .214	6-8 / .750	13-13-26	19	9	8	1	10	55 (25-30)
Jan. 3	Illinois	22-56 / .393	6-27 / .222	23-28 / .821	13-35-48	17	9	10	6	4	73 (40-33)
	at Penn State	24-69 / .348	8-38 / .211	9-14 / .643	14-23-37	26	11	7	1	7	65 (26-39)
Jan. 8	Illinois	26-59 / .441	11-31 / .355	18-21 / .857	12-33-45	8	13	7	5	2	81 (43-38)
	Rutgers	23-63 / .365	6-22 / .273	3-8 / .375	9-23-32	20	8	7	5	5	55 (16-39)
Jan. 11	Illinois	28-57 / .491	10-28 / .357	9-11 / .818	9-29-38	11	15	12	4	7	75 (35-40)
	at Iowa	27-66 / .409	9-29 / .310	6-6 / 1.000	10-21-31	14	19	8	2	5	69 (24-45)
Jan. 14	Illinois										
	at Northwestern										
Jan. 17	Illinois										
	Minnesota										
Jan. 21	Illinois										
	Maryland										
Jan. 24	Illinois										
	at Purdue										
Jan. 29	Illinois										
	Washington										
Feb. 1	Illinois										
	at Nebraska										
Feb. 4	Illinois										
	Northwestern										
Feb. 7	Illinois										
	at Michigan State										
Feb. 10	Illinois										
	Wisconsin										
Feb. 15	Illinois										
	Indiana										
Feb. 18	Illinois										
	at USC										
Feb. 21	Illinois										
	at UCLA										
Feb. 27	Illinois										
	Michigan										
March 3	Illinois										
	Oregon										
March 8	Illinois										
	at Maryland										

## TEAM SUPERLATIVES

### ILLINOIS

### HIGHS

### LOWS

POINTS	113, twice; last vs. Florida Gulf Coast (11/7/25)	61 vs. UConn (11/28/25)
FIRST-HALF POINTS	60 vs. Jackson State (11/3/25)	32, twice; last vs. Tennessee (12/6/25)
SECOND-HALF POINTS	54 vs. Florida Gulf Coast (11/7/25)	29 vs. UConn (11/28/25)
OVERTIME POINTS		
WINNING MARGIN	58 (113-55) vs. Jackson State (11/3/25)	4 (81-77) vs. Texas Tech (11/11/25)
FIELD GOALS	41 vs. Long Island (11/22/25)	19 vs. UConn (11/28/25)
FIELD GOAL ATTEMPTS	73, twice; last vs. Alabama (11/19/25)	54 at Ohio State (12/9/25)
FIELD GOAL PERCENTAGE	.631 (41-65) vs. Long Island (11/22/25)	.317 (19-60) vs. UConn (11/28/25)
3-POINT FIELD GOALS	17 vs. Jackson State (11/3/25)	5 vs. Long Island (11/22/25)
3-POINT FIELD GOAL ATTEMPTS	37, twice; last vs. Colgate (11/14/25)	16 vs. Long Island (11/22/25)
3-POINT FIELD GOAL PERCENTAGE	.459 (17-37) vs. Jackson State (11/3/25)	.207 (6-29) vs. UConn (11/28/25)
FREE THROWS	30 vs. Florida Gulf Coast (11/7/25)	9 at Iowa (1/11/26)
FREE THROW ATTEMPTS	34 vs. Florida Gulf Coast (11/7/25)	11 at Iowa (1/11/26)
FREE THROW PERCENTAGE	.944 (17-18) vs. UConn (11/28/25)	.571 (8-14) vs. Tennessee (12/6/25)
REBOUNDS	61 vs. Jackson State (11/3/25)	31 vs. Tennessee (12/6/25)
OFFENSIVE REBOUNDS	21 vs. Jackson State (11/3/25)	9, three times; last at Iowa (1/11/26)
DEFENSIVE REBOUNDS	40, twice; last vs. Florida Gulf Coast (11/7/25)	20 vs. Tennessee (12/6/25)
PERSONAL FOULS	21, twice; last at Ohio State (12/9/25)	8 twice; last vs. Rutgers (1/8/26)
ASSISTS	23 vs. Jackson State (11/3/25)	5 vs. Texas Tech (11/11/25)
TURNOVERS	14 vs. Southern (12/29/25)	6 vs. Tennessee (12/6/25)
STEALS	9 vs. Long Island (11/22/25)	0, twice; last at Ohio State (12/9/25)
BLOCKED SHOTS	11 vs. Long Island (11/22/25)	2 vs. Jackson State (11/3/25)
LARGEST LEAD	58 (113-55) vs. Jackson State (11/3/25)	
LARGEST DEFICIT	21 (43-64) vs. UConn (11/28/25)	
LARGEST DEFICIT OVERCOME IN A WIN	7 (0-7) vs. Texas Tech (11/11/25)	
LARGEST LEAD RELINQUISHED IN A LOSS	9 (19-10) vs. Alabama (11/19/25)	
LARGEST HALFTIME LEAD	35 (54-19) vs. Long Island (11/22/25)	
LARGEST HALFTIME DEFICIT	11 (32-43) vs. UConn (11/28/25)	
LARGEST HALFTIME DEFICIT OVERCOME IN A WIN	2 (32-34) vs. Tennessee (12/6/25)	
LARGEST HALFTIME LEAD RELINQUISHED IN A LOSS	1 (42-41) vs. Alabama (11/19/25)	

### OPPONENTS

### HIGHS

### LOWS

POINTS	90, Alabama (11/19/25)	48, Missouri (12/22/25)
FIRST-HALF POINTS	43, UConn (11/28/25)	16, Rutgers (1/8/26)
SECOND-HALF POINTS	49, Alabama (11/19/25)	23, Missouri (12/22/25)
OVERTIME POINTS		
WINNING MARGIN	13 (74-61), UConn (11/28/25)	3 (83-80), Nebraska (12/13/25)
FIELD GOALS	34, Texas Tech (11/11/25)	16, Missouri (12/22/25)
FIELD GOAL ATTEMPTS	79, Florida Gulf Coast (11/7/25)	56, Missouri (12/22/25)
FIELD GOAL PERCENTAGE	.532 (34-64), Texas Tech (11/11/25)	.286 (16-56), Missouri (12/22/25)
3-POINT FIELD GOALS	13, Alabama (11/19/25)	3, Southern (12/29/25)
3-POINT FIELD GOAL ATTEMPTS	38, Penn State (1/3/26)	14, Southern (12/29/25)
3-POINT FIELD GOAL PERCENTAGE	.462 (12-26), Nebraska (12/13/25)	.211 (8-38), Penn State (1/3/26)
FREE THROWS	17, Alabama (11/19/25)	3, twice; last Rutgers (1/8/26)
FREE THROW ATTEMPTS	23, Alabama (11/19/25)	4, Texas Tech (11/11/25)
FREE THROW PERCENTAGE	1.000 (6-6), Iowa (1/11/26)	.375 (3-8), Rutgers (1/8/26)
REBOUNDS	43, UConn (11/28/25)	19, Jackson State (11/3/25)
OFFENSIVE REBOUNDS	23, Tennessee (12/6/25)	4, Jackson State (11/3/25)
DEFENSIVE REBOUNDS	29, UConn (11/28/25)	12, Missouri (12/22/25)
PERSONAL FOULS	27, Ohio State (12/9/25)	12, Colgate (11/14/25)
ASSISTS	20, twice; last, Nebraska (12/13/25)	5, Jackson State (11/3/25)
TURNOVERS	17, Long Island (11/22/25)	1, Florida Gulf Coast (11/7/25)
STEALS	11, twice; last, Long Island (11/22/25)	3, Ohio State (12/9/25)
BLOCKED SHOTS	7, UConn (11/28/25)	0, UTRGV (11/24/25)

# INDIVIDUAL SUPERLATIVES

## ILLINOIS HIGHS

POINTS	31, Kylan Boswell vs. Florida Gulf Coast (11/7/25)
FIELD GOALS	11, Andrej Stojakovic vs. UTRGV (11/24/25)
	11, Andrej Stojakovic vs. Alabama (11/19/25)
	11, Andrej Stojakovic vs. Texas Tech (11/11/25)
FIELD GOAL ATTEMPTS	17, Andrej Stojakovic vs. UTRGV (11/24/25)
FIELD GOAL PERCENTAGE (MIN. 6 ATT.)	.778 (7-9), Keaton Wagler vs. Florida Gulf Coast (11/7/25)
3-POINT FIELD GOALS	5, Jake Davis vs. Southern (12/29/25)
	5, Keaton Wagler vs. Missouri (12/22/25)
	5, Ben Humrichous vs. Jackson State (11/3/25)
3-POINT FIELD GOAL ATTEMPTS	11, Keaton Wagler vs. Tennessee (12/6/25)
3-POINT FIELD GOAL PERCENTAGE (MIN. 4 ATT.)	.833 (5-6), Jake Davis vs. Southern (12/29/25)
	.833 (5-6), Keaton Wagler vs. Missouri (12/22/25)
FREE THROWS	11, Kylan Boswell vs. Florida Gulf Coast (11/7/25)
FREE THROW ATTEMPTS	13, Kylan Boswell vs. Florida Gulf Coast (11/7/25)
FREE THROW PERCENTAGE (MIN. 6 ATT.)	1.000 (8-8), David Mirkovic at Ohio State (12/9/25)
	1.000 (8-8), David Mirkovic vs. Colgate (11/14/25)
REBOUNDS	21, David Mirkovic vs. Colgate (11/14/25)
OFFENSIVE REBOUNDS	8, David Mirkovic vs. Colgate (11/14/25)
DEFENSIVE REBOUNDS	13, David Mirkovic vs. Colgate (11/14/25)
ASSISTS	10, Keaton Wagler vs. Nebraska (12/13/25)
	10, Keaton Wagler vs. Nebraska (12/13/25)
TURNOVERS	5, Andrej Stojakovic vs. Alabama (11/19/25)
STEALS	3, Kylan Boswell at Iowa (1/11/26)
	3, Zvonimir Ivisic vs. Long Island (11/22/25)
	3, David Mirkovic vs. Alabama (11/19/25)
	3, Andrej Stojakovic vs. Texas Tech (11/11/25)
BLOCKED SHOTS	7, Zvonimir Ivisic vs. Florida Gulf Coast (11/7/25)
MINUTES	40:00, Keaton Wagler vs. Nebraska (12/13/25)

## OPPONENT HIGHS

POINTS	35, JT Toppin, Texas Tech (11/11/25)
FIELD GOALS	17, JT Toppin, Texas Tech (11/11/25)
FIELD GOAL ATTEMPTS	25, JT Toppin, Texas Tech (11/11/25)
FIELD GOAL PERCENTAGE (MIN. 6 ATT.)	.800 (8-10), LeJuan Watts, Texas Tech (11/11/25)
3-POINT FIELD GOALS	6, Pryce Sandfort, Nebraska (12/13/25)
	6, Bruce Thornton, Ohio State (12/9/25)
3-POINT FIELD GOAL ATTEMPTS	11, Pryce Sandfort, Nebraska (12/13/25)
3-POINT FIELD GOAL PERCENTAGE (MIN. 4 ATT.)	.750 (3-4), Filip Brankovic, UTRGV (11/24/25)
	.750 (3-4), Faheim Meran, Long Island (11/22/25)
FREE THROWS	7, J.R. Konieczny, Florida Gulf Coast (11/7/25)
FREE THROW ATTEMPTS	8, J.R. Konieczny, Florida Gulf Coast (11/7/25)
FREE THROW PERCENTAGE (MIN. 6 ATT.)	1.000 (6-6), Devin Royal, Ohio State (12/9/25)
REBOUNDS	11, Amari Allen, Alabama (11/19/25)
	11, JT Toppin, Texas Tech (11/11/25)
OFFENSIVE REBOUNDS	6, Jaylen Carey, Tennessee (12/6/25)
DEFENSIVE REBOUNDS	9, Amari Allen, Alabama (11/19/25)
ASSISTS	11, Christian Anderson, Texas Tech (11/11/25)
TURNOVERS	6, JT Toppin, Texas Tech (11/11/25)
STEALS	4, Kayden Mingo, Penn State (1/3/26)
	4, Anthony Robinson II, Missouri (12/22/25)
BLOCKED SHOTS	3, Emmanuel Ogbole, Rutgers (1/8/26)
	3, Alex Karaban, UConn (11/28/25)
	3, Amari Allen, Alabama (11/19/25)
	3, JT Toppin, Texas Tech (11/11/25)
MINUTES	40:00, Bruce Thornton, Ohio State (12/9/25)

## ILLINOIS' TOP INDIVIDUAL GAMES

### POINTS

- 31 . . . . . Kylan Boswell vs. Florida Gulf Coast (11/7/25)
- 27 . . . . . David Mirkovic vs. Colgate (11/14/25)
- 26 . . . . . Andrej Stojakovic vs. Alabama (11/19/25)
- 25 . . . . . Kylan Boswell vs. UConn (11/28/25)
- 24 . . . . . Andrej Stojakovic vs. UTRGV (11/24/25)

### REBOUNDS

- 21 . . . . . David Mirkovic vs. Colgate (11/14/25)
- 14 . . . . . David Mirkovic vs. Jackson State (11/3/25)
- 12 . . . . . David Mirkovic at Iowa (1/11/26)
- 11 . . . . . Zvonimir Ivisic vs. Missouri (12/22/25)
- 11 . . . . . David Mirkovic vs. Florida Gulf Coast (11/7/25)

### ASSISTS

- 10 . . . . . Keaton Wagler vs. Southern (12/29/25)
- 10 . . . . . Keaton Wagler vs. Nebraska (12/13/25)
- 7 . . . . . Kylan Boswell vs. Alabama (11/19/25)
- 5 . . . . . David Mirkovic at Iowa (1/11/26)
- 5 . . . . . Kylan Boswell vs. Rutgers (1/8/26)
- 5 . . . . . David Mirkovic vs. Missouri (12/22/25)
- 5 . . . . . Keaton Wagler at Ohio State (12/9/25)
- 5 . . . . . Keaton Wagler vs. Tennessee (12/6/25)
- 5 . . . . . David Mirkovic vs. UTRGV (11/24/25)
- 5 . . . . . Mihailo Petrovic vs. Alabama (11/19/25)
- 5 . . . . . Kylan Boswell vs. Jackson State (11/3/25)

### STEALS

- 3 . . . . . Kylan Boswell at Iowa (1/11/26)
- 3 . . . . . Zvonimir Ivisic vs. Long Island (11/22/25)
- 3 . . . . . David Mirkovic vs. Alabama (11/19/25)
- 3 . . . . . Andrej Stojakovic vs. Texas Tech (11/11/25)
- 2 . . . . . Andrej Stojakovic at Iowa (1/11/26)
- 2 . . . . . Keaton Wagler vs. Southern (12/29/25)
- 2 . . . . . Keaton Wagler vs. Missouri (12/22/25)
- 2 . . . . . Ben Humrichous vs. Tennessee (12/6/25)
- 2 . . . . . Andrej Stojakovic vs. Tennessee (12/6/25)
- 2 . . . . . Keaton Wagler vs. Long Island (11/22/25)
- 2 . . . . . Kylan Boswell vs. Colgate (11/14/25)
- 2 . . . . . Kylan Boswell vs. Jackson State (11/3/25)
- 2 . . . . . Keaton Wagler vs. Jackson State (11/3/25)

### BLOCKED SHOTS

- 7 . . . . . Zvonimir Ivisic vs. Florida Gulf Coast (11/7/25)
- 5 . . . . . Zvonimir Ivisic at Penn State (1/3/26)
- 5 . . . . . Zvonimir Ivisic vs. UConn (11/28/25)
- 3 . . . . . Zvonimir Ivisic vs. Southern (12/29/25)
- 3 . . . . . Zvonimir Ivisic vs. Missouri (12/22/25)
- 3 . . . . . Ben Humrichous vs. Tennessee (12/6/25)
- 3 . . . . . Zvonimir Ivisic vs. Long Island (11/22/25)
- 3 . . . . . Zvonimir Ivisic vs. Texas Tech (11/11/25)

### MINUTES

- 40:00 . . . . . Keaton Wagler vs. Nebraska (12/13/25)
- 39:05 . . . . . Kylan Boswell vs. UConn (11/28/25)
- 38:54 . . . . . Keaton Wagler at Ohio State (12/9/25)
- 38:29 . . . . . Kylan Boswell vs. Texas Tech (11/11/25)
- 37:44 . . . . . David Mirkovic vs. Colgate (11/14/25)

## SPECIALTY STATISTICS

	<b>OPPONENT</b>	<b>Off TOs (ILL-Opp.)</b>	<b>In Paint (ILL-Opp.)</b>	<b>2nd Chance (ILL-Opp.)</b>	<b>Fast Break (ILL-Opp.)</b>	<b>Bench (ILL-Opp.)</b>	<b>Largest Lead</b>	<b>Largest Deficit</b>	<b>ILL Run</b>	<b>Opp. Run</b>	<b>Lead Changes</b>	<b>Ties</b>
Nov. 3	Jackson State	14-13	42-20	26-1	5-17	32-15	<b>58</b>	--	17	4	0	0
Nov. 7	Florida Gulf Coast	2-11	48-28	17-7	7-7	24-27	51	--	14	7	0	0
Nov. 11	Texas Tech	<b>29-16</b>	52-42	14-6	6-4	26-7	13	7	11	9	5	4
Nov. 14	Colgate	7-11	30-32	22-6	0-2	15-17	24	2	9	7	4	3
Nov. 19	vs. Alabama	6-9	40-30	16-14	<b>11-16</b>	17-32	9	9	7	6	1	0
Nov. 22	LIU	28-14	<b>68-24</b>	17-5	3-7	27-31	46	4	<b>24</b>	6	3	2
Nov. 24	UTRGV	3-8	44-28	10-12	4-3	29-16	19	4	10	5	<b>8</b>	1
Nov. 28	vs. UConn	10-9	24-24	9-11	9-6	11-31	--	21	11	10	0	0
Dec. 6	vs. Tennessee	8-5	32-34	15-22	5-5	13-24	14	2	8	5	5	<b>6</b>
Dec. 9	at Ohio State	8-10	24-34	8-13	4-12	15-2	10	3	11	7	3	2
Dec. 13	Nebraska	8-8	34-34	19-9	4-7	15-10	2	14	13	11	2	4
Dec. 22	vs. Missouri	13-12	22-18	<b>29-5</b>	10-3	24-21	43	1	8	3	2	4
Dec. 29	Southern	13-15	28-34	18-13	8-10	<b>43-29</b>	36	--	7	5	0	0
Jan. 3	at Penn State	10-8	30-30	12-16	10-7	14-21	15	--	10	6	0	0
Jan. 8	Rutgers	11-7	26-18	4-9	2-8	21-26	27	3	20	7	1	1
Jan. 11	at Iowa	9-13	36-36	8-9	6-11	8-36	18	--	13	7	0	0
Jan. 14	at Northwestern											
Jan. 17	Minnesota											
Jan. 21	Maryland											
Jan. 24	at Purdue											
Jan. 29	Washington											
Feb. 1	at Nebraska											
Feb. 4	Northwestern											
Feb. 7	at Michigan State											
Feb. 10	Wisconsin											
Feb. 15	Indiana											
Feb. 18	at USC											
Feb. 21	at UCLA											
Feb. 27	Michigan											
March 3	Oregon											
March 8	at Maryland											
Totals		179-169	580-466	244-158	94-138	334-345						
Average		11.2-10.6	36.3-29.1	15.3-9.9	5.9-8.6	20.9-21.6						
Margin		+0.6	+7.2	+5.4	-2.7	-0.7						

## GAME 1

### #17 ILLINOIS 113, JACKSON STATE 55

NOV. 3, 2025 // STATE FARM CENTER // CHAMPAIGN, ILL.

**Game 1 Recap – #17 Illinois 113, Jackson State 55**  
No. 17 Illinois cruised to a 113-55 season-opening victory over Jackson State on Monday night at State Farm Center.

The 58-point Illini win stemmed from lockdown defense, dominating the glass, and shooting well from deep. Illinois outrebounded the Tigers, 61-19, and knocked down 17 threes.

**Tomislav Ivisic** and **Ben Humrichous** led Illinois in scoring, pouring in 21 points each. Humrichous tied his highest-scoring game at Illinois in 2019, knocking down five threes, shooting 6-11 from the field, and grabbing five rebounds. Ivisic shot 9-12 with four boards.

**David Mirkovic** recorded a double-double (19 points, 14 rebounds), becoming the first Illini freshman to achieve the feat in a season opener since Kofi Cockburn in 2019. Mirkovic also added four assists.

**Keaton Wagler** had a strong showing in his collegiate debut, starting and recording 18 points, six rebounds, four assists, and two steals. Wagler shot 4-8 from the field and 8-10 at the free throw line.

In his first game of his senior season, **Kylan Boswell** put up 10 points, five rebounds, and five assists to start the 2025-26 campaign. He shot 4-9 and hit two 3-pointers in 28 minutes of action.

**Jake Davis** finished with 13 points and three 3-pointers, while adding four rebounds, and four assists.

**Jason Jakstys** and **Blake Fagbemi** recorded the first buckets of their collegiate careers. Jakstys also grabbed nine rebounds to match Zvonimir Ivisic for game-high honors, while Fagbemi three rebounds and an assist.

Illinois has now won 10 consecutive season openers.

**Game 2 Recap – #17 Illinois 113, Florida Gulf Coast 70**  
**Kylan Boswell** and **David Mirkovic** each recorded double-doubles to lead #17 Illinois to a 113-70 home victory at a sold-out State Farm Center on Friday night.

The Fighting Illini (2-0) had four players score in double figures, led by **Boswell**, who poured in a career-high 31 points and matched his personal-best with 10 rebounds. **Mirkovic**, who posted 19 points and 14 rebounds in his debut Monday vs. Jackson State, notched his second straight double-double performance with 17 points and 11 boards.

**Keaton Wagler** tallied career-highs with 22 points and seven rebounds after going for 18 points and six rebounds in his debut. **Zvonimir Ivisic** narrowly missed a double-double of his own, going for 16 points and nine rebounds while adding seven blocks.

The Illini shot 55% from the field as a team and hit 11 3-pointers, led by **Boswell's** four triples, his most as an Illini. **Ivisic** knocked down three shots from beyond the arc, including a four-point play in the first half. His seven blocks, tied for the second-most in a single game in Illinois program history and helped hold FGCU to 33% shooting from the field.

The Illini also posted a big rebounding edge, 51-30, over the Eagles.

After jumping out to a 38-15 advantage, Illinois went on a 9-0 run with 8:12 left in the first half to push the lead to 47-15 and went into halftime with a 59-27 advantage. Illinois took advantage of five offensive rebounds to score nine second-chance points in the first half.

After the break, the Illini widened the lead, 65-31, before going on a 14-0 run, finished off by Andrej Stojakovic's layup, to take a 79-31 lead with 13 minutes to play. The Eagles narrowed the margin late in the game, but the Fighting Illini rolled the rest of the way for the 113-70 win. Illinois got a boost from its bench in the second half, with non-starters accounting for 20 points in the frame.



Official Basketball Box Score - Final  
**Jackson St. at Illinois**  
11/03/25 State Farm Center, Champaign  
2025-26 Fighting Illini Men's Basketball

Game Time: 7:34 PM  
Game Duration: 1:48  
Attendance: 14,511

Officials: Jason Phillips, Steve Honacki, Jim Bruno

Jackson St. - 55		Record: 0-1													
NO. Name	Min	FG M-A	3P M-A	FT M-A	Rebounds OR DR TOT	Fouls PF FD	TP	AS	TO	ST	Blocks BS BA	+/-			
3 Jayme Mitchell Jr.	25:15	2-7	2-4	1-2	0 1 1	1 1	7	0	0	1	0	1	-34		
4 Devin Ree	F 19:05	7-11	4-8	-1-1	0 1 1	5 1	19	0	2	2	0	0	-19		
21 Kobe Butler	F 13:52	0-2	0-0	0-0	1 0 1	0 0	0	0	0	1	0	0	-21		
1 Dorian McMillian	G 30:59	0-9	0-2	2-2	0 1 1	2 2	2	3	0	2	0	0	-43		
24 Daeshun Ruffin	G 26:45	5-11	0-4	2-3	0 5 5	3 2	12	1	4	1	0	1	-42		
10 Ebo Wilson	G 07:28	0-0	0-0	0-0	1 0 1	4 0	0	0	1	0	0	0	-20		
2 Jalen Tatum	17:35	0-2	0-0	2-2	0 1 1	3 2	2	0	0	0	0	0	-32		
11 Mike Williams	24:48	4-13	0-5	1-2	0 2 2	1 1	9	1	2	2	0	0	-37		
9 Deyan Kolev	09:14	1-2	1-2	0-0	0 0 0	0 0	3	0	0	1	1	0	-13		
0 Tamarion Hoover	11:12	0-1	0-1	0-0	0 0 0	2 0	0	0	0	1	0	0	-14		
12 Delyle Williams	06:55	0-1	0-1	0-0	0 1 1	0 0	0	0	0	1	0	0	-11		
7 Kedrick Simmons	06:52	0-3	0-2	1-2	1 1 2	1 1	1	0	0	0	0	0	-4		
Team					1 2 3	0 0	0	0	1						
<b>Totals</b>		19-62	7-29	10-14	4 15 19	22 10	55	5	11	11	2	2	-58		

Shooting By Period		
1 <sup>st</sup> FG%	9-31	29.0%
3PT%	4-15	26.7%
FT%	5-8	62.5%
2 <sup>nd</sup> FG%	10-31	32.3%
3PT%	3-14	21.4%
FT%	5-6	83.3%
GM FG%	19-62	30.6%
3PT%	7-29	24.1%
FT%	10-14	71.4%

Dead Ball Rebounds: 1, 1

Illinois - 113		Record: 1-0													
NO. Name	Min	FG M-A	3P M-A	FT M-A	Rebounds OR DR TOT	Fouls PF FD	TP	AS	TO	ST	Blocks BS BA	+/-			
0 David Mirkovic	F 23:43	7-10	2-4	3-3	3 11 14	0 7	19	4	2	0	0	0	33		
15 Jake Davis	F 28:32	5-11	3-8	0-0	3 1 4	1 0	13	4	0	1	0	0	41		
13 Tomislav Ivisic	C 22:57	9-12	3-6	0-2	2 2 4	1 1	21	0	4	0	0	0	27		
4 Kylan Boswell	G 28:07	4-9	2-5	0-1	1 4 5	2 3	10	5	1	2	0	0	41		
23 Keaton Wagler	G 26:31	4-8	2-2	8-10	4 2 6	3 7	18	4	3	2	0	1	39		
3 Ben Humrichous	20:52	6-11	5-9	4-6	1 4 5	0 3	21	2	0	0	0	0	40		
44 Zvonimir Ivisic	18:12	2-5	0-3	0-0	2 7 9	1 0	4	2	0	0	2	0	27		
8 Blake Fagbemi	13:56	1-3	0-0	0-0	1 2 3	1 0	2	1	1	0	0	0	5		
31 Jason Jakstys	11:41	1-2	0-0	0-0	3 6 9	1 0	2	1	0	1	0	1	22		
5 AJ Redd	05:29	1-2	0-0	1-2	1 0 1	0 1	3	0	1	0	0	0	8		
Team					0 1 1	0 0	0	0	0						
<b>Totals</b>		40-73	17-37	16-24	21 40 61	10 22	113	23	12	6	2	2	58		

Shooting By Period		
1 <sup>st</sup> FG%	21-36	58.3%
3PT%	10-19	52.6%
FT%	8-13	61.5%
2 <sup>nd</sup> FG%	19-37	51.4%
3PT%	7-18	38.9%
FT%	8-11	72.7%
GM FG%	40-73	54.8%
3PT%	17-37	45.9%
FT%	16-24	66.7%

Dead Ball Rebounds: 4, 2

JSU		ILL		Points from		Turnovers		Paint		Second Chance		Fast Breaks		Bench		Period by Period Scoring		
Biggest lead	0 (1 <sup>st</sup> 20:00)	58 (2 <sup>nd</sup> 1:29)	Turnovers	13	14	1st	2nd	TOT										
Best Scoring Run	4 (1 <sup>st</sup> 10:34)	17 (1 <sup>st</sup> 13:40)	Paint	20	42	JSU	27	28	55									
Lead Changes	0		Second Chance	1	26	ILL	60	53	113									
Times Tied	0		Fast Breaks	17	5													
Time with Lead	00:00	38:57	Bench	15	32													

Major Fouls: NONE

## GAME 2

### #17 ILLINOIS 113, FLORIDA GULF COAST 70

NOV. 7, 2025 // STATE FARM CENTER // CHAMPAIGN, ILL.

Game Time: 7:30 PM  
Game Duration: 2:00  
Attendance: 15,544

Official Basketball Box Score - Final  
**FGCU at Illinois**  
11/07/25 State Farm Center, Champaign  
2025-26 Fighting Illini Men's Basketball

Officials: Larry Scotti, Kelly Pfeiler, Anthony Burns

FGCU - 70		Record: 1-1													
NO. Name	Min	FG M-A	3P M-A	FT M-A	Rebounds OR DR TOT	Fouls PF FD	TP	AS	TO	ST	Blocks BS BA	+/-			
6 Rory Stewart	F 15:20	1-4	1-4	0-0	2 1 3	1 0	3	0	0	0	0	0	-33		
20 J.R. Konieczny	F 28:08	8-16	3-7	7-8	1 4 5	3 5	26	1	1	2	0	1	-27		
32 Isaiah Malone	F 21:40	2-9	0-1	3-3	4 1 5	4 6	7	0	0	0	2	2	-36		
1 Rahmir Barno	G 16:42	2-8	0-2	0-0	0 0 0	2 0	4	2	0	1	0	1	-31		
10 George Washington	G 18:24	1-7	1-6	0-0	0 0 0	0 3	1	3	0	0	0	0	-26		
15 Michael Duax	11:43	0-4	0-1	0-0	0 2 2	3 0	0	1	0	0	0	0	-13		
0 Jack Reddick	23:18	3-8	0-0	0-0	0 1 1	0 1	6	5	0	0	0	0	-12		
2 Darren Williams	10:51	1-3	1-1	0-0	0 2 2	3 0	3	0	0	0	0	0	-7		
21 Tristen Guillouette	18:20	2-4	0-0	0-0	2 1 3	1 1	4	1	0	0	0	1	-7		
7 Jordan Ellerbee	21:53	5-14	1-4	-1-1	4 1 5	4 1	12	1	0	0	0	2	-29		
3 Gabe Tanner	10:10	1-2	0-1	0-0	0 0 0	1 0	2	1	0	1	0	0	7		
4 Matthew McCarthy	03:31	0-0	0-0	0-0	0 0 0	0 0	0	1	0	0	0	0	-1		
Team					0 4 4	0 0	0	0	0						
<b>Totals</b>		26-79	7-27	11-12	13 17 30	25 15	70	13	1	4	2	9	-43		

Shooting By Period		
1 <sup>st</sup> FG%	10-45	22.2%
3PT%	3-18	16.7%
FT%	4-5	80%
2 <sup>nd</sup> FG%	16-34	47.1%
3PT%	4-9	44.4%
FT%	7-7	100%
GM FG%	26-79	32.9%
3PT%	7-27	25.9%
FT%	11-12	91.7%

Dead Ball Rebounds: 1, 1

Illinois - 113		Record: 2-0													
NO. Name	Min	FG M-A	3P M-A	FT M-A	Rebounds OR DR TOT	Fouls PF FD	TP	AS	TO	ST	Blocks BS BA	+/-			
0 David Mirkovic	F 28:03	5-11	0-3	7-8	1 10 11	2 8	17	1	1	0	1	1	46		
15 Jake Davis	F 23:37	1-4	1-4	0-0	0 2 2	2 0	3	0	0	0	0	0	29		
44 Zvonimir Ivisic	C 28:56	6-9	3-6	1-1	1 8 9	3 1	16	0	1	0	7	0	30		
4 Kylan Boswell	G 27:53	8-13	4-7	11-13	3 7 10	4 7	31	3	1	0	0	0	39		
23 Keaton Wagler	G 27:33	7-9	1-3	7-7	4 3 7	1 5	22	3	0	0	0	0	40		
2 Andrej Stojakovic	21:57	4-10	1-3	0-1	1 4 5	0 2	9	3	3	0	0	1	-7		
3 Ben Humrichous	23:22	3-7	1-5	2-2	1 4 5	1 1	9	2	0	0	0	0	23		
31 Jason Jakstys	09:51	2-2	0-0	0-0	0 1 1	2 0	4	1	0	0	1	0	14		
8 Blake Fagbemi	05:17	0-0	0-0	0-0	0 1 1	0 0	2	0	0	0	0	0	2		
5 AJ Redd	03:31	0-0	0-0	2-2	0 0 0	0 1	2	0	0	0	0	0	-1		
Team					0 0 0	0 0	0	0	1						
<b>Totals</b>		36-65	11-31	30-34	11 40 51	15 25	113	15	7	0	9	2	43		

Shooting By Period		
1 <sup>st</sup> FG%	17-34	50.0%
3PT%	5-16	31.3%
FT%	20-21	95.2%
2 <sup>nd</sup> FG%	19-31	61.3%
3PT%	6-15	40.0%
FT%	10-13	76.9%

## GAME 3

### #14 ILLINOIS 81, #11 TEXAS TECH 77

NOV. 11, 2025 // STATE FARM CENTER // CHAMPAIGN, ILL.



Official Basketball Box Score - Final  
**Texas Tech at Illinois**  
 11/11/25 State Farm Center, Champaign  
 2025-26 Fighting Illini Men's Basketball

Game Time: 7:30 PM  
 Game Duration: 2:08  
 Attendance: 15,544

Texas Tech - 77      Record: 2-1

NO.	Name	Min	FG M-A	3P M-A	FT M-A	Rebounds		Fouls		TP	AS	TO	ST	Blocks		+/-	
						OR	DR	TOT	PF					FD	BS		BA
3	LeJuan Watts	F 29:39	8-10	2-2	3-3	1	3	4	3	2	21	2	3	0	0	1	3
12	Donovan Atwell	F 33:57	1-4	1-4	0-0	2	5	7	3	1	3	1	0	1	0	0	0
15	JT Toppin	F 38:45	17-25	1-2	0-1	3	8	11	2	5	35	3	6	3	2	-2	
1	Tyreee Bryan	G 25:55	1-4	1-3	0-0	0	0	0	5	0	3	1	0	0	0	-4	
4	Christian Anderson	G 38:40	4-12	0-6	0-0	0	3	3	0	0	8	11	3	2	0	-5	
11	Jaylen Petty	F 17:52	2-5	1-2	0-0	0	0	0	4	0	5	2	0	1	0	0	
8	Nolan Groves	G 09:33	0-3	0-3	0-0	0	0	0	1	0	0	0	0	0	0	-4	
13	Marial Akuentok	G 05:39	1-1	0-0	0-0	0	2	2	0	0	2	0	0	0	0	-8	
Team						1	2	3	0	0	0	0	0	0	0	0	
<b>Totals</b>			34-64	6-22	3-4	7	23	30	18	8	77	20	13	7	3	5	-4

Shooting By Period

1 <sup>st</sup> FG%	14-33	42.4%
3PT%	4-12	33.3%
FT%	0-0	0%
2 <sup>nd</sup> FG%	20-31	64.5%
3PT%	2-10	20.0%
FT%	3-4	75%
GM FG%	34-64	53.1%
3PT%	6-22	27.3%
FT%	3-4	75.0%

Dead Ball Rebounds: 0, 1

Illinois - 81      Record: 3-0

NO.	Name	Min	FG M-A	3P M-A	FT M-A	Rebounds		Fouls		TP	AS	TO	ST	Blocks		+/-	
						OR	DR	TOT	PF					FD	BS		BA
0	David Mirkovic	F 35:27	5-13	1-5	0-1	2	2	4	1	3	11	1	3	2	0	0	8
15	Jake Davis	F 15:25	0-0	0-0	0-0	0	1	1	0	0	0	0	0	0	0	0	2
44	Zvonimir Ivisic	C 23:59	4-6	2-4	-1-2	2	5	7	2	1	11	0	2	0	3	0	7
4	Kylan Boswell	G 38:29	5-10	3-5	9-12	0	2	2	4	8	22	3	-4	1	0	1	6
23	Keaton Wagler	G 35:06	3-9	0-3	5-6	5	2	7	0	3	11	0	3	0	0	-5	
3	Ben Humrichous	G 23:00	1-5	1-4	0-0	0	6	6	1	0	3	0	0	0	0	-5	
31	Jason Jakstys	G 02:39	0-3	0-3	0-0	0	0	0	0	0	0	0	0	0	0	0	
2	Andrej Stojakovic	G 25:55	11-16	0-1	-1-2	0	3	3	0	3	23	1	1	3	2	2	7
Team						2	2	4	0	0	0	0	0	0	0	0	
<b>Totals</b>			29-59	7-22	16-23	11	23	34	8	18	81	5	13	6	5	3	4

Shooting By Period

1 <sup>st</sup> FG%	16-29	55.2%
3PT%	7-15	46.7%
FT%	6-8	75%
2 <sup>nd</sup> FG%	13-30	43.3%
3PT%	0-7	0%
FT%	10-15	66.7%
GM FG%	29-59	49.2%
3PT%	7-22	31.8%
FT%	16-23	69.6%

Dead Ball Rebounds: 2, 1

Major Fouls: Boswell (F1) 2<sup>nd</sup> 0:12

	TTU	ILL
<b>Biggest lead</b>	7 (1 <sup>st</sup> 18:13)	13 (1 <sup>st</sup> 0:00)
<b>Best Scoring Run</b>	9 (2 <sup>nd</sup> 12:49)	11 (1 <sup>st</sup> 15:39)
<b>Lead Changes</b>	5	
<b>Times Tied</b>	4	
<b>Time with Lead</b>	04:27	33:24

Points from	TTU	ILL
Turnovers	16	29
Paint	52	42
Second Chance	6	14
Fast Breaks	4	6
Bench	7	26

Period by Period Scoring	1st	2nd	TOT
TTU	32	45	77
ILL	45	36	81

## Game 3 Recap – #14 Illinois 81, #11 Texas Tech 77

**Andrej Stojakovic** scored 23 points and blocked a potential tying 3-pointer in the final seconds as No. 14 Illinois defeated No. 11 Texas Tech, 81-77, in front of a sellout crowd at State Farm Center on Tuesday night.

**Kylan Boswell**, who eclipsed 1,000 career points in the contest, scored 22 and three players – **David Mirkovich**, **Keaton Wagler**, and **Zvonimir Ivisic** – each scored 11 for the Fighting Illini (3-0). After falling behind 7-0 to open the game, Illinois built a 13-point halftime lead, then battled back for the win by overcoming a second half onslaught from Texas Tech led by All-American J.T. Toppin.

Toppin, the reigning Big 12 Player of the Year, had 35 points and 11 rebounds for Texas Tech (2-1). It was his 33rd career double-double. LeJuan Watts scored 21 for the Red Raiders.

Texas Tech had an opportunity to tie the game after Watts sank two free throws with 12.5 seconds left to make it 80-77 following a flagrant foul on **Boswell**. But then **Stojakovic** blocked Christian Anderson's 3-point try and **Wagler** hit a free throw to seal it with just six seconds to play.

The Red Raiders overcame Illinois' 45-32 halftime lead by making 12 straight shots to start the second half. A Watt's tipin with 8:44 remaining gave TTU their final lead of the game, 65-64.

Illinois regained the lead for good 66-65 on a layup by **Ivisic** with 8:19 remaining. The bucket started an 8-0 Illini run that also included back-to-back buckets from **Stojakovic** and was capped by **Boswell's** layup with just over 5 minutes to play.

The win was the first home win over a top 25-ranked nonconference opponent for the Illini under head coach **Brad Underwood**, and marked the program's 28th top 25 victory since 2019-20, tied with UConn for the eighth-most in the country during that span.

## GAME 4

### #14 ILLINOIS 84, COLGATE 65

NOV. 14, 2025 // STATE FARM CENTER // CHAMPAIGN, ILL.



Official Basketball Box Score - Final  
**Colgate at Illinois**  
 11/14/25 State Farm Center, Champaign  
 2025-26 Fighting Illini Men's Basketball

Game Time: 8:00 PM  
 Game Duration: 1:44  
 Attendance: 15,544

Colgate - 65      Record: 1-3

NO.	Name	Min	FG M-A	3P M-A	FT M-A	Rebounds		Fouls		TP	AS	TO	ST	Blocks		+/-	
						OR	DR	TOT	PF					FD	BS		BA
22	Andrew Alekseyenko	F 30:00	8-16	1-3	4-5	0	6	6	2	5	21	1	1	1	0	-13	
33	Sam Wright	F 23:44	4-11	1-4	0-0	1	2	3	1	2	9	0	1	0	0	-27	
1	Brady Cummins	G 24:58	2-5	2-2	0-0	0	1	1	4	1	6	0	0	-1	0	-20	
3	Jalen Cox	G 33:13	5-12	0-2	2-2	0	6	6	2	2	12	4	1	1	1	-18	
6	Ben Tweedy	G 21:46	0-3	0-2	0-0	0	1	1	4	1	0	3	0	0	0	-6	
13	Kyle Carlesimo	G 19:34	1-4	0-2	0-0	0	2	2	2	0	2	0	0	0	0	-9	
15	Ayomi Odetoyinbo	G 16:16	3-3	0-0	0-0	2	1	3	3	0	6	0	1	0	0	8	
23	Cooper Wright	G 08:08	0-1	0-0	0-0	0	0	0	0	0	0	0	0	0	0	-6	
0	Ethan Brown	G 01:52	0-0	0-0	0-0	0	0	0	0	0	0	0	0	0	0	0	
4	Josh Ahayere	G 20:29	3-7	1-4	2-2	1	2	3	0	1	9	1	1	1	0	-4	
Team						2	2	4	0	0	0	0	0	0	0	0	
<b>Totals</b>			26-62	5-19	8-9	6	23	29	18	12	65	9	5	4	1	5	-19

Shooting By Period

1 <sup>st</sup> FG%	12-29	41.4%
3PT%	2-9	22.2%
FT%	4-4	100%
2 <sup>nd</sup> FG%	14-33	42.4%
3PT%	3-10	30.0%
FT%	4-5	80%
GM FG%	26-62	41.9%
3PT%	5-19	26.3%
FT%	8-9	88.9%

Dead Ball Rebounds: 1, 2

Illinois - 84      Record: 4-0

NO.	Name	Min	FG M-A	3P M-A	FT M-A	Rebounds		Fouls		TP	AS	TO	ST	Blocks		+/-	
						OR	DR	TOT	PF					FD	BS		BA
0	David Mirkovic	F 37:44	8-16	3-7	8-8	8	13	21	2	4	27	3	4	0	0	0	19
44	Zvonimir Ivisic	C 16:03	1-1	1-1	0-0	1	0	1	1	0	3	0	0	0	1	0	5
2	Andrej Stojakovic	G 27:28	3-11	1-6	2-3	1	3	4	1	2	9	2	1	0	0	0	22
4	Kylan Boswell	G 30:48	5-16	1-6	0-0	1	3	4	2	0	11	4	1	2	0	1	18
23	Keaton Wagler	G 33:49	4-11	2-6	9-11	3	3	6	3	7	19	2	1	1	0	0	11
3	Ben Humrichous	G 23:24	4-9	2-6	0-0	3	2	5	0	1	10	1	0	0	2	0	1
15	Jake Davis	G 24:15	1-5	1-5	2-2	1	3	2	3	5	0	0	0	0	1	0	11
31	Jason Jakstys	G 06:29	0-0	0-0	0-0	0	1	1	1	0	0	0	0	0	1	0	8
Team						0	4	4	0	0	0	0	0	0	0	0	
<b>Totals</b>			26-69	11-37	21-24	19	30	49	12	17	84	12	7	3	5	1	19

Shooting By Period

1 <sup>st</sup> FG%	13-37	35.1%
3PT%	5-17	29.4%
FT%	10-12	83.3%
2 <sup>nd</sup> FG%	13-32	40.6%
3PT%	6-20	30.0%
FT%	11-12	91.7%
GM FG%	26-69	37.7%
3PT%	11-37	29.7%
FT%	21-24	87.5%

Dead Ball Rebounds: 2, 0

Major Fouls: NONE

	COL	ILL
<b>Biggest lead</b>	2 (1 <sup>st</sup> 18:10)	24 (2 <sup>nd</sup> 4:35)
<b>Best Scoring Run</b>	7 (1 <sup>st</sup> 8:35)	9 (1 <sup>st</sup> 2:39)
<b>Lead Changes</b>	4	
<b>Times Tied</b>	3	0
<b>Time with Lead</b>	00:31	37:55

Points from	COL	ILL
Turnovers	11	7
Paint	32	30
Second Chance	6	22
Fast Breaks	2	0
Bench	17	15

Period by Period Scoring	1st	2nd	TOT
COL	30	35	65
ILL	41	43	84

## Game 4 Recap – #14 Illinois 84, Colgate 65

Fighting Illini forward **David Mirkovic** recorded an historic 27-point, 21-rebound double-double to lead No. 14 Illinois (4-0) to an 84-65 win over Colgate (1-3) in front of a sold-out State Farm crowd.

**Mirkovic** etched his name among some Illini greats in the win, recording the first 20+ point, 20+ rebound game by an Illini in almost 53 years – since **Nick Weatherspoon** went for 37 points and 22 rebounds vs. DePauw on Dec. 2, 1972, and breaking **Kofi Cockburn's** single-game freshman rebounding record of 17, set twice in 2019-20.

**Mirkovic** became the just the fourth freshman nationally in the last 21 years to record at least 27 points and 21 rebounds in a game, joining Duke's Marvin Bagley III (32 points and 21 rebounds on Dec. 30, 2017 vs. Florida State), Michael Beasley twice for Kansas State (32 points and 24 rebounds vs. Sacramento State on Nov. 9, 2007, 28 points and 22 rebounds vs. Western Illinois on Nov. 17, 2007), and Texas' Kevin Durant (37 points and 23 rebounds at Texas Tech on Jan. 31, 2007).

Behind Mirkovic, freshman **G Keaton Wagler**, continued his sensational start to the season with 19 points and six rebounds. Nine of Wagler's

## GAME 5

### #11 ALABAMA 90, #8 ILLINOIS 86

NOV. 19, 2025 // UNITED CENTER // CHICAGO, ILL.



Official Basketball Box Score - Final  
**Alabama at Illinois**  
 11/19/25 United Center, Chicago  
 2025-26 Men's Basketball

Game Time: 8:00 PM  
 Game Duration: 2:23  
 Attendance: 17,775

Officials: Paul Szec, D.J. Carstensen, Job Hartness

Alabama - 90		Record: 3-1														
NO. Name	Min	FG	3P	FT	Rebounds			Fouls		TP	AS	TO	ST	Blocks	+	
		M-A	M-A	M-A	OR	DR	TOT	PF	FD					BS	BA	
7 Taylor Bol Bowen	F 24:40	4-8	2-6	2-2	0	3	3	4	2	12	0	0	0	2	0	8
22 Aiden Sherrell	F 08:49	1-1	1-1	3-4	1	1	2	4	3	6	0	1	1	0	0	1
0 Labaron Philon	G 24:44	9-18	3-6	3-4	2	0	2	4	3	24	5	1	1	0	0	1
2 Aden Holloway	G 30:55	4-11	2-8	1-2	1	2	3	2	2	11	3	1	1	0	0	7
3 Latrell Wrightsell Jr.	G 25:53	2-5	1-4	0-0	0	1	1	0	1	5	3	2	0	0	0	6
5 Amari Allen	29:02	3-8	2-4	1-3	2	9	11	5	3	9	4	3	1	0	1	4
15 Noah Williamson	05:31	0-1	0-1	0-0	0	0	0	0	0	0	0	0	0	0	1	-7
10 Keitenn Bristow	19:37	4-7	0-1	2-3	2	6	8	2	3	10	0	1	1	1	0	4
95 Houston Mallette	23:14	2-5	1-4	5-5	1	2	3	4	2	10	0	0	0	1	0	2
4 Davion Hannah	04:52	1-2	1-1	0-0	0	1	1	0	0	3	0	1	0	0	1	3
6 London Jemison	02:43	0-0	0-0	0-0	0	1	1	0	0	0	0	0	0	0	0	2
Team					1	2	3	0	0	0	0	0	0	0	0	0
<b>Totals</b>		30-66	13-36	17-23	10	28	38	25	21	90	15	10	6	4	3	4

Shooting By Period		
1 <sup>st</sup> FG%	14-33	42.4%
3PT%	8-21	38.1%
FT%	5-6	83.3%
2 <sup>nd</sup> FG%	16-33	48.5%
3PT%	5-15	33.3%
FT%	12-17	70.6%
GM FG%	30-66	45.5%
3PT%	13-36	36.1%
FT%	17-23	73.9%

Dead Ball Rebounds: 6.2

**Game 5 Recap — #11 Alabama 90, #8 Illinois 86**  
 No. 8 Illinois fell to No. 11 Alabama, 90-86, on Wednesday night inside the United Center.

**Andrej Stojakovic** paced the Fighting Illini with 26 points on 11-16 shooting, including a pair of threes, while **David Mirkovic** added ten points and ten rebounds for his fourth double-double this season.

The Fighting Illini jumped out to a quick lead, 19-10, with treys from **Mirkovic**, **Zvonimir Ivisic** and **Stojakovic**. Alabama closed the gap and Illinois saw a three-minute drought from the field near the end of the first half, until **Mihailo Petrovic**, **Keaton Wagler** and **Ben Humrichous** drained another trio of threes to put the Illini ahead going into the break, 42-41.

Alabama came out strong to begin the second half, outscoring Illinois 11-4 in the initial five minutes of play. The Crimson Tide were fueled by 19 second-half points from Labaron Philon Jr.

Behind by six with eight minutes remaining, the Illini battled within a possession, led by seven points down the stretch from **Kylan Boswell**, who finished with 22. The rally was not enough for Illinois, as Alabama secured six of its last seven free throws to take the victory.

**Tomislav Ivisic** returned from injury to 14 minutes after missing the Illini's three previous games. **Petrovic** made his Illini debut after missing the first four games of the season.

The game drew 17,775 fans, Illinois largest crowd in a regular-season game hosted at the United Center since defeating Auburn, 81-79, in front of 18,136 fans, on Dec. 29, 2012.

Illinois - 86		Record: 4-1														
NO. Name	Min	FG	3P	FT	Rebounds			Fouls		TP	AS	TO	ST	Blocks	+	
		M-A	M-A	M-A	OR	DR	TOT	PF	FD					BS	BA	
0 David Mirkovic	F 30:26	4-13	2-6	0-1	2	8	10	1	4	10	4	1	3	1	2	-2
44 Zvonimir Ivisic	C 16:20	1-5	1-4	0-2	1	2	3	1	2	3	0	0	0	0	0	2
2 Andrej Stojakovic	G 30:15	11-16	2-3	2-5	3	3	6	3	2	26	0	5	0	0	1	0
4 Kylan Boswell	G 33:03	8-18	0-4	6-7	1	3	4	4	6	22	7	1	1	0	1	2
23 Keaton Wagler	G 35:50	2-9	1-4	3-5	1	2	3	5	6	8	1	0	1	0	0	-1
3 Ben Humrichous	26:08	3-9	3-8	2-2	3	3	6	4	2	11	0	0	1	2	0	-2
13 Tomislav Ivisic	14:29	1-2	1-2	0-0	1	2	3	1	3	3	0	2	1	0	0	-5
15 Jake Davis	01:49	0-0	0-0	0-0	0	0	0	1	0	0	0	0	0	0	0	-2
77 Mihailo Petrovic	11:40	1-1	1-1	0-0	0	1	1	0	3	5	1	0	0	0	0	-12
Team					2	5	7	0	0	0	0	1	0	0	0	0
<b>Totals</b>		31-73	11-32	13-22	14	26	40	21	25	86	17	11	7	3	4	-4

Shooting By Period		
1 <sup>st</sup> FG%	15-36	41.7%
3PT%	8-20	40.0%
FT%	4-5	80%
2 <sup>nd</sup> FG%	16-37	43.2%
3PT%	3-12	25.0%
FT%	9-17	52.9%
GM FG%	31-73	42.5%
3PT%	11-32	34.4%
FT%	13-22	59.1%

Dead Ball Rebounds: 7.0

Alaba		Illino	
<b>Biggest lead</b>	9 (2 <sup>nd</sup> 9:27)	9 (1 <sup>st</sup> 13:35)	
<b>Best Scoring Run</b>	8 (2 <sup>nd</sup> 17:38)	7 (1 <sup>st</sup> 13:35)	
<b>Lead Changes</b>	1	0	
<b>Times Tied</b>	0	0	
<b>Time with Lead</b>	18:25	21:07	

Points from		Alaba		Illino	
Turnovers	9	6			
Paint	30	40			
Second Chance	14	16			
Fast Breaks	16	11			
Bench	32	17			

Period by Period Scoring			
	1st	2nd	TOT
Alaba	41	49	90
Illino	42	44	86

## GAME 6

### #8 ILLINOIS 98, LONG ISLAND 58

NOV. 22, 2025 // STATE FARM CENTER // CHAMPAIGN, ILL.



Official Basketball Box Score - Final  
**LIU at Illinois**  
 11/22/25 State Farm Center, Champaign  
 2025-26 Fighting Illini Men's Basketball

Game Time: 1:00 PM  
 Game Duration: 1:45  
 Attendance: 12,625

Officials: Kevin Bril, Michael Irving, Amy Bonner

LIU - 58		Record: 3-3														
NO. Name	Min	FG	3P	FT	Rebounds			Fouls		TP	AS	TO	ST	Blocks	+	
		M-A	M-A	M-A	OR	DR	TOT	PF	FD					BS	BA	
22 Shadrak Lasu	F 20:28	2-7	0-0	0-0	5	2	7	2	1	4	0	2	2	0	1	-16
33 Jamal Fuller	F 19:41	2-5	1-4	0-0	0	4	4	3	2	5	1	3	0	1	1	-17
0 Malachi Davis	G 21:31	5-13	0-3	2-3	0	0	0	1	2	12	0	4	1	0	1	-25
1 Jomo Goings	G 12:23	0-2	0-1	0-0	0	1	1	2	0	0	0	0	1	0	1	-22
2 Greg Gordon	G 29:54	2-5	1-1	1-2	0	0	0	0	1	6	1	1	1	1	1	-34
6 Mason Porter-Brown	17:43	3-6	1-2	0-0	0	1	1	4	0	7	0	1	0	1	2	-18
7 Isaiah Miranda	04:13	0-1	0-0	0-0	0	0	0	1	0	0	0	0	0	0	0	-16
3 Fahiem Meran	30:15	3-4	3-4	0-0	0	0	0	3	0	9	3	1	2	0	0	-25
10 A.J. Neal	24:03	6-11	2-3	1-2	1	2	3	1	2	15	2	3	2	1	2	-15
4 Tre'shawn Sheppard	15:19	0-3	0-2	0-0	1	3	4	0	0	0	1	1	2	1	0	-8
34 Xinyi Li	04:30	0-2	0-1	0-0	0	0	0	1	1	0	0	0	0	0	1	-4
Team					2	0	2	0	0	0	0	1	0	0	0	0
<b>Totals</b>		23-60	8-22	4-7	9	13	22	18	9	58	8	17	11	5	11	-40

Shooting By Period		
1 <sup>st</sup> FG%	8-32	25.0%
3PT%	1-11	9.1%
FT%	2-2	100%
2 <sup>nd</sup> FG%	15-28	53.6%
3PT%	7-11	63.6%
FT%	2-5	40%
GM FG%	23-60	38.3%
3PT%	8-22	36.4%
FT%	4-7	57.1%

Dead Ball Rebounds: 2.0

**Game 6 Recap — #8 Illinois 98, Long Island 58**  
 The #8 Fighting Illini rolled past Long Island University, 98-58, on Saturday afternoon at State Farm Center, behind a 20-point effort from **Andrej Stojakovic**.

**Stojakovic** posted his second straight - and third overall - game with 20+ points to lead the Illini. The Orange and Blue also received double-digit points from **Keaton Wagler** (19), **David Mirkovic** (12), and **Kylan Boswell** (11).

As a team, the Illini shot a season-best 63.1% (41-65) from the field, while posting a 68-24 scoring edge in the paint against the Sharks. Illinois also forced a season-high 17 LIU turnovers, turning those miscues into a 28-14 scoring advantage.

LIU jumped out to a 4-0 lead, and the Sharks clinged to an 8-7 edge just four minutes into the contest when the Illini clamped down defensively to take control.

The Orange and Blue held LIU without a field goal for the next 5 minutes, and used a 19-2 run to build a 26-10 lead, and never looked back en route to the team's third 40+ -point victory of the year.

The Illini scored the final 16 points of the first half to build 54-19 halftime lead, then opened the second period on a 16-4 scoring run to push the advantage as high as 46 points, 70-24, with 14 minutes left in the contest.

The sharks cut into the deficit by 13 to pull within 33 points, 91-58, but the Illini scored the final six of the game before dribbling out the clock just shy of the team's third 100-point scoring effort of the season.

The Illini outrebounded the Sharks, 40-22, the team's sixth straight to open the season with a rebounding advantage, and turned their 13 offensive rebounds into 17 second-chance points.

Illinois - 98		Record: 5-1														
NO. Name	Min	FG	3P	FT	Rebounds			Fouls		TP	AS	TO	ST	Blocks	+	
		M-A	M-A	M-A	OR	DR	TOT	PF	FD					BS	BA	
0 David Mirkovic	F 19:48	4-5	0-0	4-5	1	7	8	2	5	12	2	1	0	0	0	31
13 Tomislav Ivisic	C 20:35	4-6	0-1	1-2	2	2	4	0	2	9	2	2	0	1	0	16
2 Andrej Stojakovic	G 24:22	10-15	0-1	0-0	2	2	4	0	1	20	1	0	2	1	1	11
4 Kylan Boswell	G 30:12	4-5	1-2	2-2	2	2	4	2	2	11	3	2	1	0	0	26
23 Keaton Wagler	G 28:22	7-10	2-4	3-3	2	2	4	0	5	19	3	1	2	2	0	32
3 Ben Humrichous	16:43	2-4	1-3	1-2	1	2	3	2	1	6	1	0	1	1	0	6
15 Jake Davis	13:45	1-4	1-2	0-0	3	1	4	0	0	3	0	0	0	0	0	14
77 Mihailo Petrovic	08:47	2-5	0-1	0-1	0	1	1	0	1	4	0	1	1	0	2	12
1 Brandon Lee	12:33	2-4	0-0	0-0	1	1	2	4	1	2	4	1	2	1	0	10
44 Zvonimir Ivisic	15:56	4-5	0-1	0-0	0	4	4	1	0	8	2	2	3	4	0	21
31 Jason Jakstys	03:29	0-0	0-0	0-0	0	0	0	0	0	0	0	0	0	1	0	3
8 Blake Fagbemi	03:19	0-0	0-0	0-0	0											

## GAME 7 #13 ILLINOIS 87, UTRGV 73

NOV. 24, 2025 // STATE FARM CENTER // CHAMPAIGN, ILL.



Official Basketball Box Score - Final  
UTRGV at Illinois  
11/24/25 State Farm Center, Champaign  
2025-26 Fighting Illini Men's Basketball

Game Time: 7:00 PM  
Game Duration: 1:48  
Attendance: 11,853

Officials: Brian Dorsey, Larry Scrotto, Brian Nutt

UTRGV - 73

Record: 2-4

NO. Name	Min	FG		3P		FT		Rebounds		Fouls		TP	AS	TO	ST	Blocks		+/-
		M-A	M-A	M-A	M-A	OR	DR	OR	DR	PF	FD					BS	BA	
7 Kyle Dickson	F 28:42	8-14	2-5	3-6	1	4	5	2	4	21	0	0	1	0	1	0	1	-8
33 Filip Brankovic	F 24:34	5-10	3-4	2-4	2	3	5	1	6	15	1	1	0	0	0	1	0	-16
1 Always Wright	G 22:52	3-9	2-3	0-0	1	2	3	4	0	8	3	1	2	0	0	0	0	-15
4 Koree Cotton	G 14:49	3-7	0-1	0-0	2	2	4	3	1	6	2	0	0	0	0	0	0	-3
10 Marvin McGhee III	G 30:50	2-8	2-7	1-3	0	2	2	4	2	7	1	0	0	0	0	1	-11	
5 Zae Blake	22:07	1-7	0-1	0-0	0	3	3	0	0	2	1	0	1	0	0	0	-18	
12 Kwo Agwa	06:01	0-0	0-0	0-0	1	0	1	0	0	0	0	0	0	0	0	0	5	
0 Jaylen Washington	17:08	3-6	1-1	0-0	0	1	1	3	0	7	0	1	0	0	0	0	-1	
3 Dane Christensen	10:23	0-3	0-1	0-0	1	2	3	0	0	0	0	0	0	0	0	0	-1	
13 Julien Gomez	20:24	2-4	1-3	2-3	2	1	3	3	3	7	2	1	2	0	0	0	-2	
21 Marshal Destremou	02:10	0-0	0-0	0-0	0	1	1	0	0	0	0	0	0	0	0	0	-2	
Team					1	2	2	0	0	0	0	0	0	0	0	0		
<b>Totals</b>		27-68	11-26	8-16	11	22	33	20	16	73	10	4	7	0	3	-14		

Shooting By Period		
1 <sup>st</sup> FG%	11-33	33.3%
3PT%	5-16	31.3%
FT%	4-6	66.7%
2 <sup>nd</sup> FG%	16-35	45.7%
3PT%	6-10	60.0%
FT%	4-10	40%
GM FG%	27-68	39.7%
3PT%	11-26	42.3%
FT%	8-16	50.0%
Dead Ball Rebounds: 3, 0		

Major Fouls: NONE

Illinois - 87

Record: 6-1

NO. Name	Min	FG		3P		FT		Rebounds		Fouls		TP	AS	TO	ST	Blocks		+/-
		M-A	M-A	M-A	M-A	OR	DR	OR	DR	PF	FD					BS	BA	
0 David Mirkovic	F 21:53	3-4	0-1	4-4	1	3	4	3	7	10	5	2	0	0	0	0	0	-4
13 Tomislav Ivicic	C 22:19	3-7	2-6	2-3	1	4	5	2	3	10	2	2	0	0	0	0	0	-6
2 Andrej Stojakovic	G 31:21	11-17	1-5	1-1	2	4	6	1	1	24	0	2	0	0	0	0	0	19
4 Kylan Boswell	G 25:11	1-5	0-4	4-4	2	0	2	4	2	6	3	1	0	0	0	0	0	7
23 Keaton Wagler	G 30:04	2-11	1-6	3-5	2	6	8	2	3	8	2	0	1	0	0	0	0	18
3 Ben Humrichous	20:28	0-2	0-2	0-0	0	7	7	1	0	0	1	0	0	0	2	0	0	10
1 Brandon Lee	05:51	2-3	0-0	0-0	0	0	0	1	0	4	0	1	0	0	0	0	0	-2
44 Zvonimir Ivicic	17:41	3-5	2-4	2-2	1	6	7	1	2	10	0	0	0	0	1	0	0	20
15 Jake Davis	09:37	1-1	1-1	0-0	0	0	0	1	0	3	0	0	0	0	0	0	0	1
77 Mihailo Petrovic	15:35	4-5	1-1	3-3	0	2	2	0	2	12	4	2	0	0	0	0	0	7
Team					0	2	2	0	0	0	0	0	0	0	0	0	0	
<b>Totals</b>		30-60	8-30	19-22	9	34	43	16	20	87	17	10	1	3	0	14		

Shooting By Period		
1 <sup>st</sup> FG%	15-33	45.5%
3PT%	5-16	31.3%
FT%	7-7	100%
2 <sup>nd</sup> FG%	15-27	55.6%
3PT%	3-14	21.4%
FT%	12-15	80%
GM FG%	30-60	50.0%
3PT%	8-30	26.7%
FT%	19-22	86.4%
Dead Ball Rebounds: 2, 1		

Major Fouls: NONE

	UTRGV	ILL
<b>Biggest lead</b>	4 (1 <sup>st</sup> 10:40)	19 (2 <sup>nd</sup> 3:40)
<b>Best Scoring Run</b>	5 (1 <sup>st</sup> 17:46)	10 (1 <sup>st</sup> 8:24)
<b>Lead Changes</b>	8	
<b>Times Tied</b>	1	
<b>Time with Lead</b>	07:30	31:53

Points from	UTRGV	ILL
Turnovers	6	3
Paint	28	44
Second Chance	12	10
Fast Breaks	3	4
Bench	16	29

Period by Period Scoring			
	1st	2nd	TOT
UTRGV	31	42	73
ILL	42	45	87

## Game 7 Recap – #13 Illinois 87, UTRGV 73

No. 13 Illinois remained perfect at State Farm Center this season with an 87-73 victory over UTRGV on Monday night.

Five Illini scored in double figures as Illinois improved to 6-1 ahead of a neutral-site matchup vs. #5 UConn at Madison Square Garden on Friday.

**Andrej Stojakovic** finishing with a game-high 24, the fourth 20-point outing of his Illini career, and his third straight. **David Mirkovic** posted 10 points, a career-high five assists, and four rebounds and has now scored in double figures in each of his first seven collegiate contests. **Mihailo Petrovic** secured 12 points for his first double-digit scoring effort of the season, while **Zvonimir Ivicic** logged 10 points and seven rebounds and **Tomislav Ivicic** tallied 10 points and five boards.

The sides traded baskets early in the first half before a 22-6 run fueled the Fighting Illini to their first double-digit lead of the night. Illinois held UTRGV to only one field goal during that seven-minute stretch, with the hosts establishing a 36-24 edge at the under-4 timeout.

Led by 14 first half points from Stojakovic, the Orange and Blue went into the opening half, while the home side held the Vaqueros to only four field goals across the final 10 minutes of the frame.

A 10-3 stretch early in the second half turned a six-point lead into a 13-point edge in less than three minutes. After the visitors trimmed their deficit to single digits, Illinois made its next five shots from the field to claim a 68-51 advantage with 10:39 to play.

The Vaqueros reduced the Illini edge to 11, but six straight points saw the hosts retake a 17-point edge with just over four minutes remaining. Illinois took its largest lead of the night shortly after, a 19-point advantage, before closing out the victory.

## GAME 8

### #5 UCONN 75, #13 ILLINOIS 61

NOV. 28, 2025 // MADISON SQUARE GARDEN // NEW YORK, N.Y.



Official Basketball Box Score - Final  
Illinois at UConn  
11/28/25 Madison Square Garden, New York  
2025-26 Men's Basketball: SentinelOne Showdown

Game Time: 12:30 PM  
Game Duration: 2:12  
Attendance: 16,154

Officials: Paul Seet, James Breeding, Keith Kimble

Illinois - 61

Record: 6-2 (0-1)

NO. Name	Min	FG		3P		FT		Rebounds		Fouls		TP	AS	TO	ST	Blocks		+/-
		M-A	M-A	M-A	M-A	OR	DR	OR	DR	PF	FD					BS	BA	
0 David Mirkovic	F 17:47	3-10	0-4	2-3	4	4	8	2	4	8	2	1	0	0	0	2	-11	
13 Tomislav Ivicic	C 24:50	3-5	1-3	4-4	1	9	10	3	2	11	0	1	0	0	0	0	-4	
2 Andrej Stojakovic	G 24:34	1-7	1-2	0-0	0	0	0	1	0	3	2	0	0	0	0	1	-16	
4 Kylan Boswell	G 39:05	8-16	2-8	7-7	2	7	9	2	6	25	3	1	0	0	2	-8		
23 Keaton Wagler	G 13:41	1-3	1-2	0-0	1	0	1	3	0	3	1	2	0	0	1	-15		
3 Ben Humrichous	25:39	1-4	1-3	2-2	1	0	1	1	2	5	0	0	0	1	0	1	5	
77 Mihailo Petrovic	17:34	1-7	0-1	0-0	2	0	2	3	1	2	2	3	0	0	0	0	-7	
44 Zvonimir Ivicic	16:39	1-7	0-5	2-2	1	3	4	0	2	4	0	2	1	5	0	-11		
1 Brandon Lee	11:42	0-0	0-0	0-0	0	0	0	1	0	2	0	0	0	0	0	0	-3	
15 Jake Davis	08:29	0-1	0-1	0-0	0	0	0	1	0	0	0	0	0	0	0	0	5	
Team					1	2	3	0	0	0	0	0	0	0	0	0	0	
<b>Totals</b>		19-60	6-29	17-18	13	25	38	17	19	61	10	10	3	5	7	-13		

Shooting By Period		
1 <sup>st</sup> FG%	13-34	38.2%
3PT%	4-13	30.8%
FT%	2-3	66.7%
2 <sup>nd</sup> FG%	6-26	23.1%
3PT%	2-16	12.5%
FT%	15-15	100%
GM FG%	19-60	31.7%
3PT%	6-29	20.7%
FT%	17-18	94.4%
Dead Ball Rebounds: 0, 0		

Major Fouls: NONE

UConn - 74

Record: 6-1 (1-0)

NO. Name	Min	FG		3P		FT		Rebounds		Fouls		TP	AS	TO	ST	Blocks		+/-
		M-A	M-A	M-A	M-A	OR	DR	OR	DR	PF	FD					BS	BA	
3 Jaylin Stewart	F 23:50	2-8	1-5	0-2	1	4	5	1	2	5	1	0	1	1	1	1	7	
5 Tarris Reed Jr.	F 14:44	4-3	0-0	2-4	3	2	5	4	4	2	0	1	1	0	0	0	0	
11 Alex Karaban	F 35:14	0-10	2-4	2-2	2	7	9	3	2	12	5	0	1	3	2	14		
1 Solo Ball	G 33:29	6-14	2-9	1-2	0	5	5	1	2	15	0	2	2	0	0	0	16	
2 Silas Demary Jr.	G 19:53	3-5	1-1	2-2	0	3	3	4	9	9	3	3	1	0	0	2		
0 Malachi Smith	23:37	3-6	3-3	5-5	2	0	2	0	3	14	9	1	0	1	0	14		
12 Eric Reibe	22:21	4-7	0-2	0-0	4	3	7	1	0	8	1	2	0	2	1	8		
23 Jayden Ross	15:50	2-4	1-1	0-0	1	1	2	4	0	5	0	0	1	0	1	14		
24 Braylon Mullins	10:17	1-5	0-3	0-0	1	2	2	0	2	0	0	0	0	0	0	-12		
4 Dwayne Koroma	00:45	1-1	0-0	0-0	0	0	0	0	0	2	0	0	0	0	0	2		
Team					0	3	3	0	0	0	0	1	0	7	7	5	0	
<b>Totals</b>																		

## GAME 9

### #14 ILLINOIS 75, #13 TENNESSEE 62

DEC. 6, 2025 // BRIDGESTONE ARENA // NASHVILLE, TENN.



Official Basketball Box Score - Final  
**Illinois at Tennessee**  
 12/06/25 Bridgestone Arena, Nashville, TN  
 2025-26 Men's Basketball Illinois vs. Tennessee

Game Time: 7:00 PM  
 Game Duration: 2:03  
 Attendance: 16,157

Officials: Kipp Kissinger, Larry Scrotto, Kenneth Burdett, Jr.

Illinois - 75															
Record: 7-2															
NO.	Name	Min	FG	3P	FT	Rebounds	Fouls	TP	AS	TO	ST	Blocks	+/-		
			M-A	M-A	M-A	OR DR TOT	PF FD					BS BA			
0	David Mirkovic	F 29:46	4-9	2-4	0-2	5	1	5	10	2	2	0	1	14	
13	Tomislav Ivisic	C 31:10	7-13	2-6	0-0	2	3	5	1	16	3	0	1	1	
2	Andrej Stojakovic	G 20:58	2-5	0-1	1-2	1	1	2	2	5	0	1	2	2	
4	Kylan Boswell	G 35:52	6-11	0-3	3-6	0	2	2	1	15	3	1	0	0	
23	Keaton Wagler	G 34:16	5-13	4-11	2-2	1	7	8	3	2	16	5	0	0	
77	Mihailo Petrovic	05:54	0-3	0-0	0-0	0	0	0	0	0	0	0	0	0	
3	Ben Humrichous	25:59	0-0	0-0	2-2	1	4	5	2	2	2	1	1	2	
44	Zvonimir Ivisic	08:50	3-3	2-2	0-0	1	1	1	3	1	8	0	0	0	
15	Jake Davis	07:15	1-1	1-1	0-0	0	0	1	1	3	0	0	0	0	
Team						1	0	1	0	0	0	0	0	0	
<b>Totals</b>			28-58	11-28	8-14	11	20	31	14	18	75	14	6	5	7

Shooting By Period			
1 <sup>st</sup> FG%	14-30	46.7%	
3PT%	4-13	30.8%	
FT%	0-0	0%	
2 <sup>nd</sup> FG%	14-28	50.0%	
3PT%	7-15	46.7%	
FT%	8-14	57.1%	
GM FG%	28-58	48.3%	
3PT%	11-28	39.3%	
FT%	8-14	57.1%	

Dead Ball Rebounds: 2, 0

Tennessee - 62															
Record: 7-3															
NO.	Name	Min	FG	3P	FT	Rebounds	Fouls	TP	AS	TO	ST	Blocks	+/-		
			M-A	M-A	M-A	OR DR TOT	PF FD					BS BA			
10	Nate Ament	F 30:33	4-14	0-3	1-2	2	2	4	0	2	9	2	2	0	
12	Cade Phillips	F 17:30	1-2	0-0	0-0	2	1	3	1	0	2	0	1	0	
34	Felix Okpara	C 28:04	2-5	0-1	1-6	1	6	1	4	5	1	0	0	2	
0	JaiKobi Gillespie	G 34:59	6-20	3-9	0-0	1	4	5	4	0	15	5	3	0	
3	Bishop Boswell	G 26:30	2-5	2-5	1-2	2	5	7	4	3	7	1	1	0	
23	Jaylen Carey	17:54	2-7	0-0	1-2	6	1	7	1	1	5	3	3	0	
77	Amaree Abram	15:17	2-3	1-2	3-4	0	2	2	3	2	8	1	0	2	
6	DeWayne Brown II	09:28	2-2	0-0	1-2	2	1	3	3	1	5	0	1	0	
35	Ethan Burg	02:56	0-0	0-0	0-0	0	0	0	0	0	0	1	0	0	
13	J.P. Estrella	07:04	2-5	0-0	0-1	2	3	0	0	4	0	0	0	0	
1	Amari Evans	09:45	1-2	0-0	0-0	1	3	4	1	2	0	0	1	0	
Team						1	1	2	0	0	0	0	1	0	
<b>Totals</b>			24-65	6-20	8-18	23	23	46	18	14	62	14	13	4	4

Shooting By Period			
1 <sup>st</sup> FG%	14-34	41.2%	
3PT%	3-10	30.0%	
FT%	3-9	33.3%	
2 <sup>nd</sup> FG%	10-31	32.3%	
3PT%	3-10	30.0%	
FT%	5-9	55.6%	
GM FG%	24-65	36.9%	
3PT%	6-20	30.0%	
FT%	8-18	44.4%	

Dead Ball Rebounds: 8, 0

		ILL	TENN
<b>Biggest lead</b>		14 (2 <sup>nd</sup> 1:22)	2 (1 <sup>st</sup> 19:22)
<b>Best Scoring Run</b>		8 (2 <sup>nd</sup> 1:22)	5 (1 <sup>st</sup> 7:24)
<b>Lead Changes</b>		5	
<b>Times Tied</b>		6	
<b>Time with Lead</b>		31:51	02:34

Points from		ILL	TENN
Turnovers		8	5
Paint		32	34
Second Chance		15	22
Fast Breaks		5	5
Bench		13	24

Period by Period Scoring			
	1st	2nd	TOT
ILL	32	43	75
TENN	34	28	62

## Game 9 Recap – #14 Illinois 75, #13 Tennessee 62

No. 14 Illinois used a balanced attack to deal the knockout blow in a 75-62 victory over No. 13 Tennessee in a physical, back-and-forth Music City Madness bout Saturday night at Bridgestone Arena.

Illinois (7-2) was led by four players in double-figures scoring, including 16 each from junior **Tomislav Ivisic** and freshman **Keaton Wagler**. Senior **Kylan Boswell** (15 points) and freshman **David Mirkovic** (10) also hit double-digits as the Illini outshot Tennessee (7-3) 48% to 37% in the contest.

The win, Illinois' 29th top-25 victory of the Brad Underwood era and its 20th in a ranked-vs.-ranked matchup since 2019-20, snapped a five-game skid for the Orange and Blue in neutral-site games vs. ranked opponents. It also marked the Illini's first win away from State Farm Center this season, and moved Illinois to 2-2 on the year against Top-25 opponents.

The Orange and Blue led by as many as six points in the first half, but were held to just one field goal over the final three minutes as the Volunteers went to the locker room clinging to a 34-32 lead. Out of the break, however, The Illini went on a 10-3 run, capped by a pair of **Wagler** 3-pointers, to regain the lead, 42-37 with 16 minutes to play. The Volunteers briefly regained a 49-48 lead at the 11:03 mark in the second, before Illinois answered with a 15-3 run to push the lead to double-digits for the first time at 63-52 with just under 7 minutes remaining.

Tennessee cut the Illinois lead to six points twice over the next few minutes, but **Zvonimir Ivisic** answered each time with 3-pointers on back-to-back Illini possessions to push the Illini advantage back to nine points. The triples from Zvonimir Ivisic jump-started a 12-5 run that allowed the Illini to close out the ranked win.

The 62 points surrendered by the Illini marked the team's fewest points allowed in a top-25 win vs. a nonconference opponent since a 75-59 victory over #25 Missouri on Dec. 23, 2008.

## GAME 10

### #13 ILLINOIS 88, OHIO STATE 80

DEC. 9, 2025 // VALUE CITY ARENA // COLUMBUS, OHIO



Official Basketball Box Score - Final  
**Illinois at Ohio State**  
 12/09/25 Value City Arena, Columbus, Ohio  
 2025-26 Men's Basketball

Game Time: 7:30 PM  
 Game Duration: 2:12  
 Attendance: 9,974

Officials: D.J. Carstensen, Jeffrey Anderson, Tim Comer

Illinois - 88														
Record: 9-2 (1-0)														
NO.	Name	Min	FG	3P	FT	Rebounds	Fouls	TP	AS	TO	ST	Blocks	+/-	
			M-A	M-A	M-A	OR DR TOT	PF FD					BS BA		
0	David Mirkovic	F 32:30	5-11	4-5	8-8	1	8	9	3	9	22	1	2	0
13	Tomislav Ivisic	C 26:50	2-9	1-6	2-2	1	1	2	1	1	7	2	0	0
2	Andrej Stojakovic	G 26:52	5-10	0-3	7-7	1	3	4	3	6	17	1	3	0
4	Kylan Boswell	G 31:13	1-4	1-2	1-2	3	1	4	4	1	4	1	1	0
23	Keaton Wagler	G 38:54	6-11	3-5	8-9	2	0	2	2	8	23	5	2	0
3	Ben Humrichous	19:53	0-2	0-2	0-0	0	3	3	0	0	2	0	0	0
44	Zvonimir Ivisic	18:36	4-6	2-4	3-4	0	8	8	2	2	13	0	0	1
15	Jake Davis	04:06	1-1	0-0	0-0	0	1	1	3	0	2	0	0	0
77	Mihailo Petrovic	01:06	0-0	0-0	0-0	0	0	0	0	0	0	0	1	0
Team						1	3	4	0	0	0	0	0	0
<b>Totals</b>			24-54	11-27	29-32	9	28	37	21	27	88	12	9	0

Shooting By Period			
1 <sup>st</sup> FG%	15-28	53.6%	
3PT%	7-14	50.0%	
FT%	11-11	100%	
2 <sup>nd</sup> FG%	9-26	34.6%	
3PT%	4-13	30.8%	
FT%	18-21	85.7%	
GM FG%	24-54	44.4%	
3PT%	11-27	40.7%	
FT%	29-32	90.6%	

Dead Ball Rebounds: 1, 1

Ohio State - 80														
Record: 7-2 (1-1)														
NO.	Name	Min	FG	3P	FT	Rebounds	Fouls	TP	AS	TO	ST	Blocks	+/-	
			M-A	M-A	M-A	OR DR TOT	PF FD					BS BA		
14	Brandon Noel	F 21:12	2-4	1-2	0-0	1	2	3	2	0	5	1	1	0
21	Devin Royal	F 37:22	4-15	1-6	6-6	0	3	3	3	7	15	1	1	0
13	Christoph Tilly	C 30:44	4-10	0-4	5-7	2	6	8	5	6	13	1	1	1
0	John Mobley Jr.	G 30:43	4-11	1-6	2-6	0	2	2	4	4	11	1	0	0
2	Bruce Thornton	G 40:00	13-17	6-9	2-2	1	5	6	1	3	34	6	2	2
7	Ivan Njegovan	03:59	0-0	0-0	0-0	0	0	0	1	0	0	0	1	0
1	Amare Bynum	20:55	1-2	0-0	0-0	0	1	1	5	0	2	0	0	1
20	Colin White	08:14	0-1	0-1	0-0	0	0	0	2	0	1	0	0	0
4	Gabe Cupps	06:52	0-1	0-0	0-0	0	1	1	4	1	0	0	0	0
Team						3	3	6	0	0	0	0	0	0
<b>Totals</b>			28-61	9-28	15-21	7	23	30	27	21	80	11	6	3

Shooting By Period			
1 <sup>st</sup> FG%	15-31	48.4%	
3PT%	8-18	44.4%	
FT%	4-5	80%	
2 <sup>nd</sup> FG%	13-30	43.3%	
3PT%	1-10	10.0%	
FT%	11-16	68.8%	
GM FG%	28-61	45.9%	
3PT%	9-28	32.1%	
FT%	15-21	71.4%	

Dead Ball Rebounds: 3, 0

		ILL	OSU
<b>Biggest lead</b>		10 (1 <sup>st</sup> 1:43)	3 (1 <sup>st</sup> 17:48)
<b>Best Scoring Run</b>		11 (1 <sup>st</sup> 1:43)	7 (2 <sup>nd</sup> 17:16)
<b>Lead Changes</b>		3	
<b>Times Tied</b>		2	
<b>Time with Lead</b>		34:42	03:02

Points from		ILL	OSU
Turnovers		8	10
Paint		24	34
Second Chance		8	13
Fast Breaks		4	12
Bench		15	2

Period by Period Scoring			
	1st	2nd	TOT
ILL	48	40	88
OSU	42	38	80

## Game 10 Recap – #13 Illinois 88, Ohio State 80

No. 13 Illinois opened Big Ten play with a hard-fought 88-80 road victory over Ohio State on Tuesday night at Value City Arena.

**Keaton Wagler** finished with a career-high 23 points, making three 3-pointers while going 8-for-9 from the free throw line. He tied a career high with five assists.

**David Mirkovic** finished with 22 points while knocking down a career-high four 3-pointers. He corralled a game-high nine rebounds while converting all eight of his free throw attempts.

**Andrej Stojakovic** added 17 points, four rebounds, and an assist, while **Zvonimir Ivisic** totaled 13 points, eight rebounds, and a block off the bench.

The Illini went 29-for-32 at the free throw line as a team while recording 11 3-pointers.

Up by as

## GAME 11

### #23 NEBRASKA 83, #13 ILLINOIS 80

DEC. 13, 2025 // STATE FARM CENTER // CHAMPAIGN, ILL.



Official Basketball Box Score - Final  
**Nebraska at Illinois**  
 12/13/25 State Farm Center, Champaign, IL  
 2025-26 Fighting Illini Men's Basketball

Game Time: 3:00 PM  
 Game Duration: 1:53  
 Attendance: 15,266

Officials: Larry Scrotto, Randy Richardson, Michael Irving

Nebraska - 83		Record: 11-0 (2-0)												
NO. Name	Min	FG M-A	3P M-A	FT M-A	Rebounds OR DR TOT	Fouls PF FD	TP	AS	TO	ST	Blocks BS BA	+	-	
9 Berke Buyuktuncel	F 26:25	1-4	0-1	1-2	1 2 3	4 1 3	1	0	3	2	0	10	1	
21 Pryce Sandfort	F 33:49	12-18	6-11	2-2	0 1 1	3 1 32	3	1	1	0	0	17		
51 Rienk Mast	F 34:03	7-15	3-6	0-0	4 3 7	2 1 17	2	2	1	0	2	2		
1 Sam Hoiberg	G 30:16	3-6	1-1	0-0	1 4 5	4 0 7	6	0	0	0	1	23		
10 Jamarques Lawrence	G 31:14	5-8	2-4	2-2	0 3 3	3 3 14	6	1	1	0	0	9		
5 Braden Frager	13:24	0-1	0-1	0-0	1 1 2	2 1 0	0	0	1	0	0	-7		
15 Jared Garcia	13:18	4-8	0-2	2-2	1 3 4	1 1 10	1	1	0	0	0	-12		
31 Cale Jacobsen	16:08	0-2	0-0	0-0	0 1 1	2 0 0	1	0	0	0	1	-21		
2 Kendall Blue	01:24	0-0	0-0	0-0	0 0 0	0 0 0	0	0	0	0	0	-6		
<b>Totals</b>		32-62	12-26	7-8	8 19 27	21 8 83	20	6	6	2	4	3		

Shooting By Period		
1 <sup>st</sup> FG%	14-30	46.7%
3PT%	8-15	53.3%
FT%	1-2	50%
2 <sup>nd</sup> FG%	18-32	56.3%
3PT%	4-11	36.4%
FT%	6-6	100%
GM FG%	32-62	51.6%
3PT%	12-26	46.2%
FT%	7-8	87.5%

Dead Ball Rebounds: 0.2

Illinois - 80		Record: 8-3 (1-1)												
NO. Name	Min	FG M-A	3P M-A	FT M-A	Rebounds OR DR TOT	Fouls PF FD	TP	AS	TO	ST	Blocks BS BA	+	-	
0 David Mirkovic	F 23:27	2-4	0-1	0-1	0 2 2	0 3 4	1	3	0	0	1	-11		
13 Tomislav Ivusic	C 28:49	1-3	-1-3	0-1	2 3 5	2 2 3	3	2	1	1	2	0		
2 Andrej Stojakovic	G 26:50	8-16	0-3	3-3	2 8 10	1 4 19	1	1	0	1	1	-6		
4 Kylan Boswell	G 36:36	5-9	3-6	7-9	2 1 3	1 6 20	3	0	0	0	0	2		
23 Keaton Wagler	G 40:00	6-13	4-8	3-3	0 1 1	2 3 19	10	3	1	1	0	-3		
3 Ben Humrichous	16:19	1-3	-1-3	0-0	1 2 3	0 0 0	0	0	0	0	0	-3		
44 Zvonimir Ivusic	10:34	3-5	0-1	1-2	1 2 3	1 2 7	0	0	0	0	0	-7		
15 Jake Davis	17:25	2-5	1-4	0-1	1 2 3	2 1 5	1	0	0	0	0	9		
<b>Totals</b>		28-58	10-29	14-20	13 21 34	9 21 80	18	8	2	4	2	-3		

Shooting By Period		
1 <sup>st</sup> FG%	13-32	40.6%
3PT%	5-18	27.8%
FT%	6-8	75%
2 <sup>nd</sup> FG%	15-26	57.7%
3PT%	5-11	45.5%
FT%	8-12	66.7%
GM FG%	28-58	48.3%
3PT%	10-29	34.5%
FT%	14-20	70.0%

Dead Ball Rebounds: 2.2

Major Fouls: NONE

NEB		ILL	
Biggest lead	14 (1 <sup>st</sup> 6:31)	2 (1 <sup>st</sup> 17:41)	
Best Scoring Run	11 (1 <sup>st</sup> 14:16)	13 (1 <sup>st</sup> 0:14)	
Lead Changes	2		
Times Tied	4		
Time with Lead	36:51	00:16	

Points from Turnovers		NEB		ILL	
Paint	34	34	34		
Second Chance	9	19	9		
Fast Breaks	7	4	7		
Bench	10	15	10		

Period by Period Scoring			
	1st	2nd	TOT
NEB	37	46	83
ILL	37	43	80

## Game 11 Recap – #23 Nebraska 83, #13 Illinois 80

No. 13 Illinois fell to No. 23 Nebraska, 83-80, on a last-second 3-pointer in its Big Ten home opener at State Farm Center on Saturday afternoon.

**Kylan Boswell** finished with a team-high 20 points after tallying 12 points during the first period of play. Boswell grabbed three rebounds, including two on the offensive glass, while dishing out three assists.

**Andrej Stojakovic** scored 12 of his 19 points in the second half while grabbing a game-high 10 rebounds for his first double-double as an Illini. He tacked on an assist and a block.

**Keaton Wagler** collected 19 points, a career-high 10 assists, one block, and one steal en route to his first-career double-double. It marked the first points-assists double-double by an Illini since last march when Kasparas Jakucionis posted 16 points and 10 assists in the team's NCAA Tournament first round victory over Xavier.

Pryce Sandfort scored a game-high 32 points for Nebraska, and opened the game with 26 in the first half on 10-for-13 shooting and 6-for-8 from the three-point line.

Nebraska led by as many as 14 points in the first half, and on Sandfort's final triple of the game took a 37-24 lead with 4:15 in the period. The Illini stormed back to close the half on a 13-0 run to knot the game, 37-37.

Out of halftime, the Huskers held the Illini at arm's length and eventually pushed their lead back to double-digits, 61-51, with 11:40 to play. The Illini kept pace behind Boswell, Stojakovic and Wagler, and pulled within two points, 76-74, at the 1:40 mark.

After a pair of Nebraska free-throws, **Ben Humrichous** hit a triple to pull the Illini within one, 78-77, with 1 minute to play. Following a Nebraska tipin with 22 seconds on the clock, **Tomislav Ivusic** tied the game at 80 with 17 seconds on the clock. On Nebraska's final possession, Jamarques Lawrence hit a game-winning 3-pointers at the buzzer, snapping the Illini's eight-game home win streak.

## GAME 12

### #20 ILLINOIS 91, MISSOURI 48

DEC. 22, 2025 // ENTERPRISE CENTER // ST. LOUIS, MO.



Official Basketball Box Score - Final  
**Missouri at Illinois**  
 12/22/25 Enterprise Center, St. Louis, Mo.  
 2025-26 Fighting Illini Men's Basketball

Game Time: 7:00 PM  
 Game Duration: 2:03  
 Attendance: 18,505

Officials: Brian Dorsey, Paul Szelec, Vladimir Voyard-Tadai

Missouri - 48		Record: 10-3												
NO. Name	Min	FG M-A	3P M-A	FT M-A	Rebounds OR DR TOT	Fouls PF FD	TP	AS	TO	ST	Blocks BS BA	+	-	
25 Mark Mitchell	F 26:57	2-6	0-2	1-2	1 1 2	1 2 2	5	2	0	1	1	-31		
15 Shawn Phillips Jr.	C 16:38	3-4	0-0	0-0	1 0 1	2 1 6	0	2	0	0	1	-20		
0 Anthony Robinson II	G 25:39	3-11	2-6	4-5	1 1 2	2 2 12	0	1	4	0	1	-24		
6 Annor Boateng	G 15:13	0-5	0-1	1-2	0 2 2	2 2 1	3	1	0	0	0	-16		
35 Jacob Crews	G 29:39	1-9	1-4	0-1	2 2 4	3 1 3	1	0	1	0	0	-35		
5 T.O. Barrett	25:22	0-6	0-3	2-2	1 1 2	5 1 2	3	1	2	0	2	-24		
45 Luke Northweather	12:49	0-0	0-0	0-0	1 1 2	2 0 0	0	0	0	0	0	-5		
12 Sebastian Mack	25:27	6-11	3-3	2-2	0 2 2	2 4 17	0	0	1	0	0	-31		
24 Nicholas Randall	13:01	0-1	0-1	0-1	1 1 2	0 1 0	0	1	0	0	0	-15		
7 Trent Burns	09:16	1-3	0-2	0-0	0 1 1	1 0 2	0	1	0	0	0	-14		
<b>Totals</b>		16-56	6-22	10-15	12 12 24	20 14 48	6	10	8	1	8	-43		

Shooting By Period		
1 <sup>st</sup> FG%	9-32	28.1%
3PT%	3-11	27.3%
FT%	4-5	80%
2 <sup>nd</sup> FG%	7-24	29.2%
3PT%	3-11	27.3%
FT%	6-10	60%
GM FG%	16-56	28.6%
3PT%	6-22	27.3%
FT%	10-15	66.7%

Dead Ball Rebounds: 4.2

Illinois - 91		Record: 9-3												
NO. Name	Min	FG M-A	3P M-A	FT M-A	Rebounds OR DR TOT	Fouls PF FD	TP	AS	TO	ST	Blocks BS BA	+	-	
0 David Mirkovic	F 29:03	4-6	1-2	0-0	1 4 5	2 1 9	5	3	1	1	0	34		
13 Tomislav Ivusic	C 20:35	4-7	3-5	3-4	0 5 5	0 2 14	1	2	0	0	0	15		
2 Andrej Stojakovic	G 25:28	5-8	2-4	4-4	1 2 3	4 2 16	2	1	0	1	1	26		
4 Kylan Boswell	G 22:24	3-8	0-3	0-0	1 2 3	3 1 6	3	2	0	0	0	21		
23 Keaton Wagler	G 34:14	7-11	5-6	3-4	4 4 8	1 8 22	4	1	2	2	2	42		
3 Ben Humrichous	23:00	3-6	3-5	0-0	1 1 2	2 0 9	1	1	0	0	0	20		
15 Jake Davis	18:43	1-5	1-4	0-0	1 0 1	0 0 3	1	0	0	1	0	19		
44 Zvonimir Ivusic	16:56	2-5	0-3	4-6	4 7 11	1 4 8	1	0	0	3	0	22		
1 Brandon Lee	04:39	0-1	0-1	2-2	0 0 0	1 2 2	0	0	0	0	0	4		
31 Jason Jakstys	02:29	1-1	0-0	0-0	1 2 3	0 0 2	0	0	0	0	0	6		
77 Mihailo Petrovic	02:29	0-0	0-0	0-0	0 0 0	0 0 0	0	2	1	0	0	6		
<b>Totals</b>		30-58	15-33	16-20	15 28 43	14 20 91	20	11	3	8	1	43		

Shooting By Period		
1 <sup>st</sup> FG%	15-30	50.0%
3PT%	7-15	46.7%
FT%	4-4	100%
2 <sup>nd</sup> FG%	15-28	53.6%
3PT%	8-18	44.4%
FT%	12-16	75%
GM FG%	30-58	51.7%
3PT%	15-33	45.5%
FT%	16-20	80.0%

Dead Ball Rebounds: 3.1

MIZ		ILL	
Biggest lead	1 (1 <sup>st</sup> 17:53)	43 (2 <sup>nd</sup> 0:09)	
Best Scoring Run	3 (1 <sup>st</sup> 19:06)	6 (2 <sup>nd</sup> 17:40)	
Lead Changes	2		
Times Tied	4		
Time with Lead	00:13	36:26	

Points from Turnovers		MIZ		ILL	
Paint	18	22	18		
Second Chance	5	29	5		
Fast Breaks	3	10	3		
Bench	21	24	21		

Period by Period Scoring			
	1st	2nd	TOT
MIZ	25	23	48
ILL	41	50	91

## Game 12 Recap – #20 Illinois 91, Missouri 48

No. 20 Illinois cruised to a 91-48 win over Missouri in the annual McBride Homes Braggins' Rights game at Enterprise Center in St. Louis on Monday night. The Fighting Illini outscored the Tigers 50-23 in the second half to post their largest margin of victory against the Tigers and extended their winning streak in the series to three games.

Ten Illini scored in the game led by **Keaton Wagler** who finished with a game-high 22 points. Knocking down a career-high five 3-pointers, the freshman guard also tallied eight rebounds, four assists, two blocks, and two steals. **Andrej Stojakovic** posted 16 points on 5-for-8 shooting, logging three rebounds, two assists, and a block, and **Tomislav Ivusic** turned in his eighth double-digit scoring effort of the season, going for 14 points with three 3-pointers. He also added five rebounds and an assist.

**David Mirkovic** collected nine points, five rebounds, five assists, a block, and a steal, **Ben Humrichous** buried three 3-pointers en route to a nine-point performance, and **Zvonimir Ivusic** secured eight points, a season-high 11 rebounds, and three rebounds off the bench.

Shooting 52% from the field, the Illini also dominated the glass, outrebounding the Tigers, 43-24, margin while scoring 29 second-chance points on 15 offensive boards.

After a slow start to the first half that saw neither side led by more than three through the opening eight minutes. With the game tied, at 14, the Illini outscored the Tigers 27-11 through the end of the half to take a 41-25 lead into the lockerroom.

Illinois' offensive onslaught and the team's most complete defensive effort of the season allowed the Orange and Blue to steadily pull away throughout the second half.

The lead surpassed 20 points during as part of an 8-0 run between the 18:34 mark and the 17:40 mark of the second period that saw the Illini build a 52-28 lead. Later in the half, a 6-0 Illinois run pushed the lead past the 30-point mark, 69-37 with 6:24 to play.

The Illini then closed out the game on another 8-0 run over the final 86 seconds of play to push the lead past 40 points en route to the 43-point victory.

## GAME 13

### #20 ILLINOIS 90, SOUTHERN 55

DEC. 29, 2025 // STATE FARM CENTER // CHAMPAIGN, ILL.



Official Basketball Box Score - Final  
**Southern U. at Illinois**  
 12/29/25 State Farm Center, Champaign  
 2025-26 Fighting Illini Men's Basketball

Game Time: 2:00 PM  
 Game Duration: 1:54  
 Attendance: 15,544

Officials: D.J. Carstensen, Anthony Burris, Alex Lansis

Southern U. - 55		Record: 4-9																	
NO.	Name	Min	FG	3P	FT	Rebounds	Fouls	TP	AS	TO	ST	Blocks	BS	BA	+/-				
			M-A	M-A	M-A	OR DR TOT	PF FD					BS	BA						
8	Malek Abdelgawad	F 14:27	5-5	0-0	0-0	1 0 1	2 1	10	1	0	0	0	0	0	-11				
23	Terrance Dixon Jr.	F 14:18	1-1	0-0	0-0	0 1 1	2 0	2	0	0	0	1	0	0	-23				
4	Brandon Hardy	G 22:04	1-4	1-2	0-0	1 0 1	3 0	3	0	1	3	0	0	0	-15				
10	Michael Jacobs	G 30:10	3-16	1-4	4-4	0 4 4	1 3	11	2	2	1	0	0	0	-27				
35	PJ Dobud	G 10:29	0-2	0-0	0-0	0 0 0	2 1	1	0	0	1	1	0	1	-12				
13	Lionel Bell	07:55	1-2	0-0	1-1	0 1 1	1 1	2	0	1	0	0	0	0	1				
1	DaMariee Jones	18:06	3-9	0-0	0-0	3 2 5	1 1	6	0	0	1	1	3	1	-8				
3	Cam Amboree	19:59	1-4	0-1	0-0	0 1 1	1 0	2	3	1	1	0	0	0	-1				
12	AJ Barnes	14:01	1-4	0-1	0-0	2 2 4	1 0	2	1	0	1	0	0	0	-9				
14	Fazi Oshodi	15:50	2-6	0-4	0-0	2 2 0	1 4	4	1	1	1	0	0	0	-12				
24	Ashton Magee	16:24	3-9	0-1	1-2	3 0 3	4 2	7	0	0	0	0	2	1	-3				
2	Joe Manning	16:17	2-4	1-1	1-1	1 0 1	1 1	6	1	0	0	0	0	0	-15				
Team						1 1 2	0 0	0	0	1									
<b>Totals</b>			23-66	3-14	6-8	13 13 26	19 11	55	9	8	10	1	7	35					

Shooting By Period		
1 <sup>st</sup> FG%	11-30	36.7%
3PT%	1-6	16.7%
FT%	2-2	100%
2 <sup>nd</sup> FG%	12-36	33.3%
3PT%	2-8	25.0%
FT%	4-6	66.7%
GM FG%	23-66	34.8%
3PT%	3-14	21.4%
FT%	6-8	75.0%

Dead Ball Rebounds: 0, 0

Illinois - 90		Record: 10-3																	
NO.	Name	Min	FG	3P	FT	Rebounds	Fouls	TP	AS	TO	ST	Blocks	BS	BA	+/-				
			M-A	M-A	M-A	OR DR TOT	PF FD					BS	BA						
0	David Mirkovic	F 21:21	5-7	1-2	0-0	2 4 6	0 3	11	2	2	0	0	0	0	32				
13	Tomislav Ivicic	C 22:33	4-9	1-3	2-2	2 5 7	0 2	11	1	2	0	1	0	0	24				
2	Andrej Stojakovic	G 22:30	1-5	0-3	4-4	2 1 3	1 3	6	1	2	0	0	0	0	29				
4	Kylan Boswell	G 23:02	3-5	2-3	0-0	2 3 5	0 0	8	3	1	0	0	0	0	29				
23	Keaton Wagler	G 26:44	4-8	1-4	2-3	2 5 7	1 5	11	10	1	2	0	1	1	22				
77	Mihailo Petrovic	09:35	1-3	0-2	2-2	0 0 0	0 1	4	2	2	0	0	0	0	-2				
3	Ben Hurmichous	21:09	1-6	1-6	0-0	2 4 6	3 0	3	0	1	1	1	0	0	7				
15	Jake Davis	20:46	5-6	5-6	0-0	0 0 0	2 0	15	1	1	0	1	0	0	11				
44	Zvonimir Ivicic	13:26	5-7	3-5	0-0	0 1 1	1 1	13	0	0	0	3	0	0	10				
1	Brandon Lee	08:52	1-2	0-0	3-3	1 2 3	1 2	5	2	1	0	0	0	0	11				
31	Jason Jakstys	04:01	0-0	0-0	2-2	2 0 2	2 1	2	0	0	0	0	0	0	1				
8	Blake Fagbemi	03:07	0-0	0-0	0-0	0 1 1	0 0	0	0	0	0	0	0	0	0				
5	AJ Redd	02:54	0-0	0-0	1-2	0 1 1	0 1	1	0	0	0	0	0	0	1				
Team						1 2 3	0 0	0	0	1									
<b>Totals</b>			30-58	14-34	16-18	16 29 45	11 19	90	22	14	3	7	1	35					

Shooting By Period		
1 <sup>st</sup> FG%	15-26	57.7%
3PT%	8-16	50.0%
FT%	8-8	100%
2 <sup>nd</sup> FG%	15-32	46.9%
3PT%	6-18	33.3%
FT%	8-10	80%
GM FG%	30-58	51.7%
3PT%	14-34	41.2%
FT%	16-18	88.9%

Dead Ball Rebounds: 1, 3

SU		ILL		Points from Turnovers		SU		ILL		Period by Period Scoring		
Biggest lead	0 (1 <sup>st</sup> 20:00)	36 (2 <sup>nd</sup> 8:07)	Paint	34	28	1st	2nd	TOT				
Best Scoring Run	5 (1 <sup>st</sup> 4:13)	7 (2 <sup>nd</sup> 17:37)	Second Chance	13	18	SU	25	30	55			
Lead Changes	0		Fast Breaks	10	8	ILL	46	44	90			
Times Tied	0		Bench	29	43							
Time with Lead	00:00	39:39										

### Game 13 Recap – #20 Illinois 90, Southern 55

No. 20 Illinois wrapped up its nonconference schedule with a 90-55 win against Southern at State Farm Center. Leading by as many as 36, the Fighting Illini enter the new year with a 10-3 record ahead of the resumption of Big Ten.

**Keaton Wagler** registered his second-career double-double with 11 points and 10 assists. He also grabbed seven rebounds and made two steals. **Jake Davis** drained five 3-pointers, tying his career-best tally, and finished the day with a team-high 15 points while going 5-for-6 from beyond the arc.

**Zvonimir Ivicic** secured 13 points and three blocks, while twin brother **Tomislav Ivicic** totaled 11 points, seven rebounds, and a block, and **David Mirkovic** logged 11 points while going 5-for-7 from the field and adding six rebounds and two assists.

A 12-4 Illini run early in the first half propelled the home side to an early 15-6 advantage. Four minutes later, the hosts' edge moved into double digits for the first time following 3-pointers on back-to-back possessions.

Davis' third trey of the day sent the Illini's lead above the 20-point mark for the first time with 1:53 in the period, and the Orange and Blue eventually entered the break with a 46-25 advantage.

The Illini shot 57.7% from the field across the first half while knocking down eight 3-pointers during the frame.

Holding the Jaguars to only one field goal in the span of six-and-a-half minutes in the second half, the Illini pieced together a 12-2 run, which extended their edge to 58-30 with 13:26 remaining.

That advantage climbed to 30 with 11 minutes left, and a 10-2 run soon after lengthened that lead to 74-38 with eight minutes to go.

The Illini lead grew as large as 36 as the Orange and Blue closed out the victory for their 10th triumph of the season.

## GAME 14

### #20 ILLINOIS 73, PENN STATE 65

JAN. 3, 2026 // THE PALESTRA // PHILADELPHIA, PA.



Official Basketball Box Score - Final  
**Illinois at Penn St.**  
 01/03/26 The Palestra, Philadelphia  
 2025-26 Men's Basketball

Game Time: 7:00 PM  
 Game Duration: 2:11  
 Attendance: 4,686

Officials: Brian Dorsey, Jeffrey Anderson, Paul Szec

Illinois - 73		Record: 11-3 (2-1)																	
NO.	Name	Min	FG	3P	FT	Rebounds	Fouls	TP	AS	TO	ST	Blocks	BS	BA	+/-				
			M-A	M-A	M-A	OR DR TOT	PF FD					BS	BA						
0	David Mirkovic	F 25:43	4-8	0-3	5-6	5 5 10	4 4	13	3	2	1	0	0	0	2				
13	Tomislav Ivicic	C 16:52	0-3	0-1	0-0	0 2 2	4 0	0	0	0	0	1	0	0	7				
2	Andrej Stojakovic	G 31:17	4-9	0-2	4-4	3 3 6	0 4	12	1	2	0	1	1	4	4				
4	Kylan Boswell	G 35:23	5-13	2-5	6-6	0 4 4	3 5	18	0	1	0	0	0	0	6				
23	Keaton Wagler	G 20:16	4-9	1-5	7-8	0 3 3	4 5	16	3	2	0	0	0	0	17				
3	Ben Hurmichous	25:38	2-4	1-3	0-0	2 2 4	1 1	5	0	0	0	0	0	0	3				
15	Jake Davis	15:02	1-5	1-5	0-0	0 2 2	0 0	3	1	1	1	0	0	0	-5				
44	Zvonimir Ivicic	23:08	2-4	1-3	1-4	1 9 10	0 6	6	0	1	0	5	0	1	4				
1	Brandon Lee	02:31	0-0	0-0	0-0	0 0 0	1 1	0	0	0	0	0	0	0	4				
77	Mihailo Petrovic	04:10	0-1	0-0	0-0	0 0 0	0 0	0	1	0	1	0	0	0	1				
Team						2 5 7	0 0	0	0	1									
<b>Totals</b>			22-56	6-27	23-28	13 35 48	17 26	73	9	10	4	6	1	8					

Shooting By Period		
1 <sup>st</sup> FG%	14-31	45.2%
3PT%	4-15	26.7%
FT%	8-12	66.7%
2 <sup>nd</sup> FG%	8-25	32.0%
3PT%	2-12	16.7%
FT%	15-16	93.8%
GM FG%	22-56	39.3%
3PT%	6-27	22.2%
FT%	23-28	82.1%

Dead Ball Rebounds: 2, 0

Penn St. - 65		Record: 9-5 (0-3)																	
NO.	Name	Min	FG	3P	FT	Rebounds	Fouls	TP	AS	TO	ST	Blocks	BS	BA	+/-				
			M-A	M-A	M-A	OR DR TOT	PF FD					BS	BA						
3	Ivan Juric	F 22:09	2-8	1-5	3-5	2 1 3	3 4	8	0	0	1	0	1	0	-6				
10	Josh Reed	F 12:07	0-2	0-1	0-0	1 1 2	0 0	0	0	0	0	1	0	0	-13				
4	Kayden Mingo	G 27:09	5-12	2-8	4-4	0 2 4	4 6	16	5	0	4	0	0	0	-2				
5	Freddie Dillone V	G 25:39	4-11	1-7	0-0	2 2 4	4 1	9	2	2	0	0	0	0	-13				
11	Eli Rice	G 27:34	4-10	2-7	1-2	1 3 4	1 2	11	0	1	2	0	1	0	0				
7	Dominick Stewart	25:48	1-6	1-5	0-0	2 1 3	5 1	3	3	0	0	0	1	0	-7				
22	Sasa Ciani	17:51	3-6	0-0	0-2	1 3 4	2 1	6	0	0	0	0	0	0	-2				
9	Melth Tunca	22:11	2-8	0-2	1-1	0 3 0	0 1	5	1	1	0	0	0	2	1				
16	Tibor Mircic	10:26	1-3	0-1	0-0	1 0 1	3 0	2	0	2	0	0	0	0	-1				
1	Mason Blackwood	09:06	2-3	1-2	0-0	1 2 3	4 1	5	0	0	0	0	0	0	3				
Team						3 5 8	0 0	0	0	0									
<b>Totals</b>			24-69	8-38	9-14	14 23 37	26 17	65	11	7	7	1	6	8					

Shooting By Period		
1 <sup>st</sup> FG%	9-31	29.0%
3PT%	4-17	23.5%
FT%	4-8	50%
2 <sup>nd</sup> FG%	15-38	39.5%
3PT%	4-21	19.0%
FT%	5-6	83.3%
GM FG%	24-69	34.8%
3PT%	8-38	21.1%
FT%	9-14	64.3%

## GAME 15

### #16 ILLINOIS 81, RUTGERS 55

JAN. 8, 2026 // STATE FARM CENTER // CHAMPAIGN, ILL.



Official Basketball Box Score - Final  
**Rutgers at Illinois**  
 01/08/26 State Farm Center, Champaign, IL  
 2025-26 Fighting Illini Men's Basketball

Game Time: 7:30 PM  
 Game Duration: 1:54  
 Attendance: 13,190

Officials: Keith Kimble, Ronald Groover, James Breeding

Rutgers - 55													Record: 8-8 (1-4)										
NO.	Name	Min	FG	3P	FT	Rebounds	Fouls	TP	AS	TO	ST	Blocks	BS	BA	+/-								
			M-A	M-A	M-A	OR DR TOT	PF FD																
9	Dylan Grant	15:32	0-2	0-1	2-4	0 3 3	1 2	2	0	0	0	0	0	1	-1								
21	Emmanuel Ogbolo	20:40	2-2	0-0	0-0	2 3 5	2 0	4	0	1	0	3	0	0	-10								
1	Jamichael Davis	24:15	0-8	0-5	0-0	1 1 2	3 0	0	3	0	2	0	0	0	-23								
3	Kaden Powers	24:44	5-12	2-5	0-0	1 0 1	2 0	12	1	1	0	0	0	0	0								
13	Harun Zrno	27:13	4-9	3-5	0-0	0 5 5	1 1	11	2	0	0	0	0	2	-16								
0	Tariq Francis	17:05	3-10	0-1	0-0	0 0 0	2 0	6	1	1	0	0	0	1	-5								
4	Bryce Dortch	15:44	2-3	0-0	0-0	2 3 5	3 0	4	0	0	0	1	0	0	-12								
5	Darren Buchanan Jr.	24:27	4-7	1-3	0-0	1 3 4	1 1	9	1	1	0	0	0	0	-7								
2	Lino Mark	14:16	1-6	0-1	0-0	0 0 0	2 1	3	0	2	2	1	1	0	-16								
11	Christopher Nwuli	14:58	2-3	0-1	0-2	1 2 3	2 2	4	0	1	1	0	0	0	-5								
32	Baye Fall	03:36	0-0	0-0	0-0	0 1 1	0 0	0	0	0	0	0	0	0	-4								
27	Denis Badalau	03:39	0-1	0-0	0-0	1 0 1	1 1	0	0	0	0	0	0	0	-11								
Team						0 2 2 0			0			0											
<b>Totals</b>			<b>23-63</b>			<b>6-22</b>			<b>3-8</b>			<b>9 23 32</b>			<b>20 8 55</b>			<b>8 7 2 5 5 5</b>			<b>-26</b>		

Shooting By Period			
1 <sup>st</sup> FG%	6-28	21.4%	
3PT%	2-13	15.4%	
FT%	2-6	33.3%	
2 <sup>nd</sup> FG%	17-35	48.6%	
3PT%	4-9	44.4%	
FT%	1-2	50%	
GM FG%	23-63	36.5%	
3PT%	6-22	27.3%	
FT%	3-8	37.5%	

Dead Ball Rebounds: 3, 0

Illinois - 81													Record: 12-3 (3-1)										
NO.	Name	Min	FG	3P	FT	Rebounds	Fouls	TP	AS	TO	ST	Blocks	BS	BA	+/-								
			M-A	M-A	M-A	OR DR TOT	PF FD																
0	David Mirkovic	26:06	2-8	1-4	3-4	3 4 7	1 6	8	3	0	0	0	0	0	16								
13	Tomislav Ivicic	26:09	5-10	2-6	2-2	0 4 4	0 1	14	1	2	1	1	0	0	13								
2	Andrej Stojakovic	24:36	4-6	1-2	3-4	1 7 8	1 3	12	0	2	0	1	1	1	13								
4	Kylan Boswell	29:27	4-7	1-4	0-0	0 5 5	1 0	9	5	1	0	0	0	0	12								
23	Keaton Wagler	32:15	5-12	1-4	6-7	2 5 7	1 7	17	3	2	0	0	2	15									
3	Ben Humrichous	17:28	1-4	0-0	0 1 1	0 0	0	3	1	0	0	1	0	0	18								
15	Jake Davis	20:45	4-7	4-7	0-0	0 3 3	1 0	12	0	0	1	0	0	0	28								
44	Zvonimir Ivicic	14:26	1-2	0-0	0-0	2 1 3	2 0	2	0	0	0	2	1	4									
77	Mihailo Petrovic	02:38	0-1	0-0	0-0	1 1 0	0 0	0	0	0	0	0	0	0	0								
1	Brandon Lee	02:55	0-2	0-0	2-2	1 0 2	2 0	2	0	0	0	0	0	1	4								
8	Blake Fagbemi	01:06	0-0	0-0	0-0	0 0 0	0 0	0	0	0	0	0	0	0	2								
31	Jason Jakstys	01:06	0-0	0-0	2-2	0 0 0	1 2	0	0	0	0	0	0	0	2								
5	AJ Redd	01:03	0-0	0-0	0-0	0 0 0	1 0	0	0	0	0	0	0	0	1								
Team						3 1 4 0			0			0											
<b>Totals</b>			<b>26-59</b>			<b>11-31</b>			<b>18-21</b>			<b>12 33 45</b>			<b>8 20 81</b>			<b>13 7 2 5 5 5</b>			<b>26</b>		

Shooting By Period			
1 <sup>st</sup> FG%	16-34	47.1%	
3PT%	6-17	35.3%	
FT%	5-7	71.4%	
2 <sup>nd</sup> FG%	10-25	40.0%	
3PT%	5-14	35.7%	
FT%	13-14	92.9%	
GM FG%	26-59	44.1%	
3PT%	11-31	35.5%	
FT%	18-21	85.7%	

Dead Ball Rebounds: 3, 0

		RUT	ILL
Biggest lead		3 (1 <sup>st</sup> 19:45)	27 (1 <sup>st</sup> 0:01)
Best Scoring Run		7 (2 <sup>nd</sup> 4:08)	20 (1 <sup>st</sup> 0:01)
Lead Changes		1	
Times Tied		1	
Time with Lead		00:48	37:59

Points from		RUT	ILL
Turnovers		7	11
Paint		18	26
Second Chance		9	4
Fast Breaks		8	2
Bench		26	21

Period by Period Scoring			
	1st	2nd	TOT
RUT	16	39	55
ILL	43	38	81

## Game 15 Recap – #16 Illinois 81, Rutgers 55

No. 16 Illinois (12-3, 3-1 Big Ten) beat Rutgers (8-8, 1-4 Big Ten), 81-55, on Thursday night at State Farm Center.

**Keaton Wagler** paced the Illini in scoring with 17 points and added seven rebounds, while **Tomislav Ivicic** added 14 points and four rebounds.

**Jake Davis** scored 12 points, all in the first half, on four made 3-pointers, a career-high mark against a Big Ten opponent. **Andrej Stojakovic** contributed 12 points.

Illinois jumped out to a 19-8 lead which was ignited by two quick three pointers from Davis after the first tv timeout. The Illini didn't cool off the rest of the half either as they held Rutgers scoreless for the final eight minutes in part of a 20-0 run to take their largest lead of 27, 43-16, into the locker room.

The 16 points scored by the Scarlet Knights in the first half marked the fewest allowed by the Illini in any half this season.

Rutgers came out of the halftime break knocking down a couple quick baskets to cut into the Orange and Blue lead, 48-28, but never got closer than 20 points the rest of the night.

Ivicic hit a pair of threes and made both of his free-throws to lead Illinois in scoring in the second half. **Wagler** added seven points of his own while **David Mirkovic** and **Stojakovic** each scored five in the second half as the Illini cruised to the 81-55 final to improve to 8-1 at home this season.

## GAME 16

### #16 ILLINOIS 75, #19 IOWA 69

JAN. 11, 2026 // CARVER-HAWKEYE ARENA // IOWA CITY, IOWA



Official Basketball Box Score - Final  
**Illinois at Iowa**  
 01/11/26 Carver-Hawkeye Arena, Iowa City, Iowa  
 2025-26 Men's Basketball

Game Time: 11:05 AM  
 Game Duration: 2:04  
 Attendance: 13,559

Officials: Michael Reed, Doug Simons, Michael Irving

Illinois - 75													Record: 13-3 (4-1)							
NO.	Name	Min	FG	3P	FT	Rebounds	Fouls	TP	AS	TO	ST	Blocks	BS	BA	+/-					
			M-A	M-A	M-A	OR DR TOT	PF FD													
0	David Mirkovic	35:11	3-7	1-3	0-0	3 9 12	0 2	7	5	2	1	0	0	0	6					
13	Tomislav Ivicic	20:18	3-6	1-3	0-0	1 1 2	1 0	7	1	3	0	2	0	0	-4					
2	Andrej Stojakovic	32:40	7-16	1-5	2-3	1 4 5	2 2	17	0	1	2	0	2	0	10					
4	Kylan Boswell	37:24	7-13	1-5	2-2	1 3 4	3 4	17	3	1	3	0	0	0	4					
23	Keaton Wagler	34:11	5-9	4-7	5-6	1 4 5	3 6	19	4	3	0	0	0	6						
44	Zvonimir Ivicic	15:26	3-5	2-4	0-0	0 2 2	0 0	8	1	2	0	1	0	0	11					
15	Jake Davis	11:44	0-0	0-0	0-0	0 0 0	0 0	0	0	0	1	0	0	0	-4					
3	Ben Humrichous	13:06	0-1	0-1	0-0	1 3 4	2 0	0	1	0	0	1	0	1						
Team						1 3 4 0			0			0								
<b>Totals</b>			<b>28-57</b>			<b>10-28</b>			<b>9-11</b>			<b>9 29 38</b>			<b>11 14 75</b>			<b>15 12 7 4 2 6</b>		

Shooting By Period			
1 <sup>st</sup> FG%	15-30	50.0%	
3PT%	3-12	25.0%	
FT%	2-3	66.7%	
2 <sup>nd</sup> FG%	13-27	48.1%	
3PT%	7-16	43.8%	
FT%	7-8	87.5%	
GM FG%	28-57	49.1%	
3PT%	10-28	35.7%	
FT%	9-11	81.8%	

Dead Ball Rebounds: 1, 0

		ILL	IOWA
Biggest lead		18 (1 <sup>st</sup> 7:34)	0 (1 <sup>st</sup> 20:00)
Best Scoring Run		13 (1 <sup>st</sup> 11:47)	7 (2 <sup>nd</sup> 9:54)
Lead Changes		0	
Times Tied		0	
Time with Lead		39:27	00:00

Points from		ILL	IOWA
Turnovers		9	13
Paint		36	36
Second Chance		8	9
Fast Breaks		6	11
Bench		8	36

Period by Period Scoring			
	1st	2nd	TOT
ILL	35	40	75
IOWA	24	45	69

## Game 16 Recap – #16 Illinois 75, #19 Iowa 69

No. 16 Illinois outlasted a late-game surge by No. 19 Iowa, to close out a 75-69 Big Ten road win in a Top-20 matchup on Sunday at Carver-Hawkeye Arena.

Illinois (13-3, 4-1 B1G) never trailed in the contest and built a 17-point lead at the 11-minute mark of the second half before a furious comeback effort by the host Hawkeyes (12-3, 2-3) cut the advantage to as close as four points, four times in the final two minutes.

Three Illini scored in double-figures, led by a game-high 19 points (16 in the second half) from freshman **Keaton Wagler**. Senior **Kylan Boswell** and junior **Andrej Stojakovic** each added 17 points, while freshman **David Mirkovic** posted team highs with 12 rebounds and five assists in the win.

The victory runs the Fighting Illini's season-long win streak to five straight since the team's Dec. 22 Braggin' Rights victory over Mizzou, and gives the Orange and Blue their first 3-0 road start to Big Ten play since the 2021-22 season.

The Illini knocked down 10 3-pointers in the game – four from **Wagler**, two from **Zvonimir Ivicic**, and one each from **Boswell**, **Mirkovic**, **Stojakovic** and **Tomislav Ivicic** – and outrebounded Iowa by a 38-31 margin.

Leading 47-38 with 14:30 to play, Illinois mounted an 11-3 run which included both of **Zvonimir Ivicic's** key 3-pointers and was capped by **Boswell's** triple at the 11:25 mark that gave the Orange and Blue a 58-41 advantage.

Iowa answered with seven straight points to pull back within 10, 58-48, with just under 10 minutes to play, but **Wagler** and **Boswell** held the Iowa comeback at bay. **Wagler** scored 11 of his 17 over the final 9 minutes, and **Boswell** tallied six of his 17 in the last 3 minutes to close out the win.

# 2025-26 STATISTICS – BIG TEN GAMES



## 2025-26 Illinois Men's Basketball Combined Team Statistics In Conference games

### Game Records

Record	Overall	Home	Away	Neutral
ALL GAMES	4-1	1-1	3-0	0-0
CONFERENCE	4-1	1-1	3-0	0-0
NON-CONFERENCE	0-0	0-0	0-0	0-0

### Score by Periods

Team	1st	2nd	OT	TOT
Illinois	203	194	0	397
Opponents	145	207	0	352

### Team Box Score

No.	Player			Total		3-Point		F-Throw		Rebounds												
		GP-GS	MIN	AVG	FG-FGA	FG%	3FG-3FGA	3FG%	FT-FTA	FT%	OFF	DEF	TOT	AVG	PF	DQ	A	TO	BLK	STL	PTS	AVG
23	WAGLER, Keaton	5-5	165:36	33.1	26-54	.481	13-29	.448	29-33	.879	5	13	18	3.6	12	0	25	12	1	1	94	18.8
2	STOJAKOVIC, Andrej	5-5	142:15	28.5	28-57	.491	2-15	.133	19-21	.905	8	25	33	6.6	7	0	3	9	3	2	77	15.4
4	BOSWELL, Kylan	5-5	170:03	34.0	22-46	.478	8-22	.364	16-19	.842	6	14	20	4.0	12	0	12	4	0	3	68	13.6
0	MIRKOVIC, David	5-5	142:57	28.6	16-38	.421	6-16	.375	16-19	.842	12	28	40	8.0	8	0	13	9	0	2	54	10.8
44	IVISIC, Zvonimir	5-0	82:10	16.4	13-22	.591	5-12	.417	5-10	.500	4	22	26	5.2	5	0	1	3	9	0	36	7.2
13	IVISIC, Tomislav	5-5	118:58	23.8	11-31	.355	5-19	.263	4-5	.800	4	11	15	3.0	8	0	6	6	6	3	31	6.2
15	DAVIS, Jake	5-0	69:02	13.8	8-18	.444	6-16	.375	0-1	.000	1	8	9	1.8	6	0	2	1	0	3	22	4.4
3	HUMRICHOU, Ben	5-0	92:24	18.5	4-14	.286	3-13	.231	0-0	.000	4	11	15	3.0	6	0	4	0	3	0	11	2.2
31	JAKSTYS, Jason	1-0	01:06	1.1	0-0	.000	0-0	.000	2-2	1.000	0	0	0	0.0	0	0	0	0	0	0	2	2.0
1	LEE, Brandon	2-0	05:26	2.7	0-2	.000	0-0	.000	2-2	1.000	1	1	2	1.0	1	0	0	0	0	0	2	1.0
5	REDD, AJ	1-0	01:03	1.1	0-0	.000	0-0	.000	0-0	.000	0	0	0	0.0	1	0	0	0	0	0	0	0.0
8	FAGBEMI, Blake	1-0	01:06	1.1	0-0	.000	0-0	.000	0-0	.000	0	0	0	0.0	0	0	0	0	0	0	0	0.0
77	PETROVIC, Mihailo	3-0	07:54	2.6	0-2	.000	0-0	.000	0-0	.000	0	1	1	0.3	0	0	1	1	0	1	0	0.0
Team											11	12	23					1				
<b>Total</b>		<b>5</b>	<b>1000</b>		<b>128-284</b>	<b>.451</b>	<b>48-142</b>	<b>.338</b>	<b>93-112</b>	<b>.830</b>	<b>56</b>	<b>146</b>	<b>202</b>	<b>40.4</b>	<b>66</b>	<b>0</b>	<b>67</b>	<b>46</b>	<b>22</b>	<b>15</b>	<b>397</b>	<b>79.4</b>
<b>Opponents</b>		<b>5</b>	<b>1006</b>		<b>134-321</b>	<b>.417</b>	<b>44-143</b>	<b>.308</b>	<b>40-57</b>	<b>.702</b>	<b>48</b>	<b>109</b>	<b>157</b>	<b>31.4</b>	<b>108</b>	<b>3</b>	<b>69</b>	<b>34</b>	<b>12</b>	<b>26</b>	<b>352</b>	<b>70.4</b>

### Team Statistics

	ILLINI	OPP
<b>Scoring</b>	<b>397</b>	<b>352</b>
Points per game	79.4	70.4
Scoring margin	+9.0	-
<b>Field goals-att</b>	<b>128-284</b>	<b>134-321</b>
Field goal pct	.451	.417
<b>3 point fg-att</b>	<b>48-142</b>	<b>44-143</b>
3-point FG pct	.338	.308
3-pt FG made per game	9.6	8.8
<b>Free throws-att</b>	<b>93-112</b>	<b>40-57</b>
Free throw pct	.830	.702
F-Throws made per game	18.6	8.0
<b>Rebounds</b>	<b>202</b>	<b>157</b>
Rebounds per game	40.4	31.4
Rebounding margin	+9.0	-
<b>Assists</b>	<b>67</b>	<b>69</b>
Assists per game	13.4	13.8
<b>Turnovers</b>	<b>46</b>	<b>34</b>
Turnovers per game	9.2	6.8
Turnover margin	-2.4	-
Assist/turnover ratio	1.5	2.0
<b>Steals</b>	<b>15</b>	<b>26</b>
Steals per game	3.0	5.2
<b>Blocks</b>	<b>22</b>	<b>12</b>
Blocks per game	4.4	2.4
<b>Winning streak</b>	<b>3</b>	<b>-</b>
Home win streak	1	-
<b>Attendance</b>	<b>28456</b>	<b>28219</b>
Home games-Avg/Game	2-14228	3-9406
Neutral site-Avg/Game	-	0-0

### Team Results

Date	Opponent		Score	Att.
12/09/2025	at Ohio St.	W	88-80	9974
12/13/2025	Nebraska	L	80-83	15266
01/03/2026	at Penn St.	W	73-65	4686
01/08/2026	Rutgers	W	81-55	13190
01/11/2026	at Iowa	W	75-69	13559

# 2025-26 STATISTICS – ALL GAMES



## 2025-26 Illinois Men's Basketball Combined Team Statistics All games

### Game Records

Record	Overall	Home	Away	Neutral
ALL GAMES	13-3	8-1	3-0	2-2
CONFERENCE	4-1	1-1	3-0	0-0
NON-CONFERENCE	9-2	7-0	0-0	2-2

### Score by Periods

Team	1st	2nd	OT	TOT
Illinois	697	679	0	1376
Opponents	479	600	0	1079

### Team Box Score

No.	Player				Total			3-Point			F-Throw		Rebounds									
		GP-GS	MIN	AVG	FG-FGA	FG%	3FG-3FGA	3FG%	FT-FTA	FT%	OFF	DEF	TOT	AVG	PF	DQ	A	TO	BLK	STL	PTS	AVG
23	WAGLER, Keaton	16-16	491:46	30.7	72-156	.462	33-80	.413	74-89	.831	34	49	83	5.2	34	1	60	24	5	12	251	15.7
4	BOSWELL, Kylan	16-16	504:09	31.5	77-162	.475	23-72	.319	58-71	.817	21	47	68	4.3	40	0	52	20	0	10	235	14.7
2	STOJAKOVIC, Andrej	15-13	397:03	26.5	87-167	.521	10-44	.227	34-43	.791	21	45	66	4.4	19	0	15	26	10	7	218	14.5
0	MIRKOVIC, David	16-16	437:58	27.4	68-142	.479	18-54	.333	44-54	.815	42	95	137	8.6	24	0	44	31	4	8	198	12.4
13	IVISIC, Tomislav	13-12	298:26	23.0	46-92	.500	18-51	.353	16-22	.727	15	43	58	4.5	17	0	15	21	9	5	126	9.7
44	IVISIC, Zvonimir	16-4	275:08	17.2	45-80	.563	19-50	.380	15-25	.600	17	66	83	5.2	20	0	6	10	38	4	124	7.8
3	HUMRICHOU, Ben	16-0	342:08	21.4	28-77	.364	21-64	.328	13-16	.813	18	48	66	4.1	23	0	13	3	14	6	90	5.6
15	DAVIS, Jake	16-3	241:15	15.1	24-56	.429	20-48	.417	2-3	.667	10	15	25	1.6	17	0	8	2	3	4	70	4.4
77	PETROVIC, Mihailo	10-0	79:27	7.9	9-26	.346	2-6	.333	5-6	.833	2	5	7	0.7	4	0	16	12	0	2	25	2.5
1	LEE, Brandon	7-0	49:04	7.0	5-12	.417	0-1	.000	7-7	1.000	2	4	6	0.9	7	0	3	4	0	2	17	2.4
5	REDD, AJ	5-0	15:06	3.0	2-4	.500	0-1	.000	4-6	.667	1	2	3	0.6	1	0	0	1	0	0	8	1.6
31	JAKSTYS, Jason	8-0	41:45	5.2	4-5	.800	0-0	.000	4-4	1.000	6	10	16	2.0	6	0	2	0	4	1	12	1.5
8	FAGBEMI, Blake	5-0	26:45	5.4	1-3	.333	0-0	.000	0-0	.000	1	6	7	1.4	1	0	3	1	0	0	2	0.4
Team											19	33	52					4				
<b>Total</b>		<b>16</b>	<b>3200</b>		<b>468-982</b>	<b>.477</b>	<b>164-471</b>	<b>.348</b>	<b>276-346</b>	<b>.798</b>	<b>209</b>	<b>468</b>	<b>677</b>	<b>42.3</b>	<b>213</b>	<b>1</b>	<b>237</b>	<b>159</b>	<b>87</b>	<b>61</b>	<b>1376</b>	<b>86.0</b>
<b>Opponents</b>		<b>16</b>	<b>3206</b>		<b>408-1032</b>	<b>.395</b>	<b>126-408</b>	<b>.309</b>	<b>137-200</b>	<b>.685</b>	<b>170</b>	<b>327</b>	<b>497</b>	<b>31.1</b>	<b>330</b>	<b>7</b>	<b>197</b>	<b>136</b>	<b>42</b>	<b>105</b>	<b>1079</b>	<b>67.4</b>

### Team Statistics

	ILLINI	OPP
<b>Scoring</b>	<b>1376</b>	<b>1079</b>
Points per game	86.0	67.4
Scoring margin	+18.6	-
<b>Field goals-att</b>	<b>468-982</b>	<b>408-1032</b>
Field goal pct	.477	.395
<b>3 point fg-att</b>	<b>164-471</b>	<b>126-408</b>
3-point FG pct	.348	.309
3-pt FG made per game	10.3	7.9
<b>Free throws-att</b>	<b>276-346</b>	<b>137-200</b>
Free throw pct	.798	.685
F-Throws made per game	17.3	8.6
<b>Rebounds</b>	<b>677</b>	<b>497</b>
Rebounds per game	42.3	31.1
Rebounding margin	+11.3	-
<b>Assists</b>	<b>237</b>	<b>197</b>
Assists per game	14.8	12.3
<b>Turnovers</b>	<b>159</b>	<b>136</b>
Turnovers per game	9.9	8.5
Turnover margin	-1.4	-
Assist/turnover ratio	1.5	1.4
<b>Steals</b>	<b>61</b>	<b>105</b>
Steals per game	3.8	6.6
<b>Blocks</b>	<b>87</b>	<b>42</b>
Blocks per game	5.4	2.6
<b>Winning streak</b>	<b>5</b>	<b>-</b>
Home win streak	2	-
<b>Attendance</b>	<b>129621</b>	<b>28219</b>
Home games-Avg/Game	9-14402	3-9406
Neutral site-Avg/Game	-	4-17148


### Team Results

Date	Opponent		Score	Att.
11/03/2025	Jackson St.	W	113-55	14511
11/07/2025	FGCU	W	113-70	15544
11/11/2025	Texas Tech	W	81-77	15544
11/14/2025	Colgate	W	84-65	15544
11/19/2025	vs Alabama	L	86-90	17775
11/22/2025	LIU	W	98-58	12625
11/24/2025	UTRGV	W	87-73	11853
11/28/2025	vs UConn	L	61-74	16154
12/06/2025	vs Tennessee	W	75-62	16157
12/09/2025	at Ohio St.	W	88-80	9974
12/13/2025	Nebraska	L	80-83	15266
12/22/2025	vs Missouri	W	91-48	18505
12/29/2025	Southern U.	W	90-55	15544
01/03/2026	at Penn St.	W	73-65	4686
01/08/2026	Rutgers	W	81-55	13190
01/11/2026	at Iowa	W	75-69	13559

# Fighting Illini

**MBB**


**2025-26**




**DAVID  
MIRKOVIĆ**  
NIKSIC, MONTENEGRO




**BRANDON  
LEE**  
SAN JUAN, PUERTO RICO




**ANDREJ  
STOJAKOVIĆ**  
THESSALONIKI, GREECE




**BEN  
HUMRICHOUS**  
TIPTON, IND.



**KYLAN  
BOSWELL**  
CHAMPAIGN, ILL.




**AJ  
REDD**  
CHICAGO, ILL.




**BLAKE  
FAGBEMI**  
NAPERVILLE, ILL.




**TOMISLAV  
IVIŠIĆ**  
VODICE, CROATIA



**JAKE  
DAVIS**  
MCCORDSVILLE, IND.



**TY  
RODGERS**  
SAGINAW, MICH.



**KEATON  
WAGLER**  
SHAWNEE, KAN.



**JASON  
JAKSTYS**  
YORKVILLE, ILL.



**ZVONIMIR  
IVIŠIĆ**  
VODICE, CROATIA



**MIHAILO  
PETROVIĆ**  
PROKUPLJE, SERBIA

Illinois



hail!  
orange!

EVERY DAY GUYS