

FIGHTING ILLINI®

2025-26 UNIVERSITY OF ILLINOIS FIGHTING ILLINI BASKETBALL



McBride Homes Braggin' Rights // Game 12 // #18^{AP}/18 Illinois (8-3) vs. Missouri (10-2)
Monday, Dec. 22, 2025 // 7 p.m. CT // St. Louis, Mo. // Enterprise Center

TV: FS1 – Brandon Gaudin (Play-by-Play) & Casey Jacobsen (Analyst)

Radio: Busey Bank Illini Sports Network – Brian Barnhart (Play-By-Play) & Deon Thomas (Analyst)

ILLINOIS 2025-26 SCHEDULE & RESULTS

DATE	OPPONENT	TIME/RESULT	TV
OCTOBER			
19	ILLINOIS STATE (EXH.)	W, 92-65	B1G+
NOVEMBER			
3	JACKSON STATE	W, 113-55	BTN
7	FLORIDA GULF COAST	W, 113-70	Peacock
11	#11 TEXAS TECH	W, 81-77	FS1
14	COLGATE	W, 84-65	B1G+
19	vs. #11 Alabama [1]	L, 86-90	FS1
22	LONG ISLAND	W, 98-58	B1G+
24	UT RIO GRANDE VALLEY	W, 87-73	BTN
28	vs. #5 UConn [2]	L, 61-74	FOX
DECEMBER			
6	vs. #13 Tennessee [3]	W, 75-62	ESPN
9	at Ohio State	W, 88-90	Peacock
13	#23 NEBRASKA	L, 80-83	Peacock
22	vs. Missouri [4]	7 p.m.	FS1
29	SOUTHERN	2 p.m.	BTN
JANUARY			
3	at Penn State [5]	6 p.m.	BTN
8	RUTGERS	7:30 p.m.	BTN
11	at Iowa	11 a.m./3:30 p.m.	FOX
14	at Northwestern	7:30 p.m.	BTN
17	MINNESOTA	11 a.m.	BTN
21	MARYLAND	6 p.m.	BTN
24	at #6 Purdue	2 p.m.	FOX
29	WASHINGTON	8 p.m.	FS1
FEBRUARY			
1	at #15 Nebraska	3 p.m.	FS1
4	NORTHWESTERN	8 p.m.	BTN
7	at #9 Michigan State	7 p.m.	FOX
10	WISCONSIN	7 p.m.	Peacock
15	INDIANA	12 p.m.	CBS
18	at USC	9 p.m.	BTN
21	at UCLA	7 p.m.	FOX
27	#2 MICHIGAN	7 p.m.	FOX
MARCH			
3	OREGON	8 p.m.	Peacock
8	at Maryland	2 p.m.	FOX
10-15	Big Ten Tournament [1]		

All Times Listed are Central

BOLD - State Farm Center, Champaign, Ill.

[1] – United Center, Chicago

[2] – SentinelOne Showdown, Madison Square Garden, New York

[3] – Music City Madness, Bridgestone Arena, Nashville

[4] – McBride Homes Braggin' Rights, Enterprise Center, St. Louis

[5] – The Palestra, Philadelphia

ILLINOIS ATHLETICS COMMUNICATION

Address: 1700 S. Fourth St., Champaign, IL 61820

Associate AD (primary contact): Derrick Burson

Email: burson@illinois.edu

Cell: 217-766-7315

Associate Director (secondary contact): Danny Mattie

Email: mattie2@illinois.edu

Cell: 970-217-3140

Website: fightingillini.com

X/Instagram: @IlliniMBB

FIGHTING ILLINI (BASED ON PREVIOUS GAME)

Pos.	No.	Name	Ht.	Wt.	Yr.	PPG	RPG	APG	Note
G	4	Kylan Boswell	6-2	215	Sr.	16.1	4.3	3.5	1 of 3 B1G players averaging 16 p/4 r/3.5 a
G	23	Keaton Wagler	6-6	185	Fr.	15.1	4.8	3.3	B1G Freshman of Week on 12/15
G	2	Andrej Stojakovic	6-7	215	Jr.	15.5	4.1	1.1	Double-double (19 pts, 10 reb) vs. Nebraska
F	0	David Mirkovic	6-9	250	Fr.	13.6	8.8	2.4	1st 20-pt, 20-reb game by Illini since 1972
C	13	Tomislav Ivisic	7-1	255	Jr.	10.0	4.8	1.4	1.4 3FG/game, most in nation by 7-footer

OFF THE BENCH

Pos.	No.	Name	Ht.	Wt.	Yr.	PPG	RPG	APG	Note
G	1	Brandon Lee	6-4	195	Fr.	2.7	0.3	0.3	Made college debut Nov. 22 vs. LIU
F	3	Ben Humrichous	6-9	235	Gr.	6.4	4.5	0.9	Career-best 1.0 blocks per game
G	5	AJ Redd	6-3	170	Sr.	2.3	0.7	0.0	Former team manager
G	8	Blake Fagbemi	6-0	180	Fr.	0.7	2.0	1.0	Has played in three games
F	15	Jake Davis	6-6	215	Jr.	3.4	1.7	0.5	Made three 3-pointers in season opener
G/F	20	Ty Rodgers	6-6	210	r-Jr.	-	-	-	Out indefinitely following knee surgery
C	31	Jason Jakstys	6-10	225	r-Fr.	1.2	2.2	0.4	9 rebounds in Illini debut vs. Jackson State
F/C	44	Zvonimir Ivisic	7-2	250	Jr.	7.9	5.1	0.4	2.2 blocks per game (27th in NCAA)
G	77	Mihailo Petrovic	6-2	180	So.	3.5	1.0	1.8	Season-high 18 minutes vs. #5 UConn at MSG

HEAD COACH BRAD UNDERWOOD

Career Record: 282-131 (.683), 13th season

At Illinois: 173-104 (.625), 9th season

Big Ten: 93-67 (.581)

SERIES HISTORY VS. MISSOURI

All-Time Record / Streak: Illinois leads 35-20 / Illinois W-2

Last Meeting: Illinois 80, Missouri 77 (12/22/2024 in St. Louis)

Record in St. Louis / Streak: Illinois leads 28-15 / Illinois W-2

Underwood vs. Missouri: 4-4

OPENING TIPS

- The 45th edition of the McBride Homes Braggin' Rights game between Illinois and Missouri is set for Monday night at Enterprise Center in St. Louis (7 p.m. CT / FS1).
- The Illini are looking to win three consecutive Braggin' Rights games for the first time since a stretch of five straight wins over Mizzou from 2013-17.
- See Page 2 for Braggin' Rights facts and figures, and Pages 11-13 for more historical Braggin' Rights information.
- Monday's matchup with Missouri is Illinois' first game in nine days, following the team's 83-80 loss at the buzzer to No. 23-ranked Nebraska (Dec. 13), and its only contest in a 16-day period leading into the team's final game of the 2025 calendar – and its final nonconference game – vs. Southern (Dec. 29) at State Farm Center. Big Ten play is set to resume on Jan. 3 when the Illini face Penn State at The Palestra in Philadelphia.
- The Fighting Illini offense features five players averaging double figures in scoring – **Kylan Boswell** (16.1 ppg), **Andrej Stojakovic** (15.5), **Keaton Wagler** (15.1), **David Mirkovic** (13.6), and **Tomislav Ivisic** (10.0) – tied for the second-most in the nation.
- Illinois is ranked No. 18 in both the AP poll and the coaches poll, and has reached as high as No. 8 on Nov. 17. The Illini have been ranked in the AP Top 25 in each of the last seven seasons under **Brad Underwood**.
- Illinois is No. 12 in the NCAA NET rankings through games played Dec. 17, the fifth-best rating in the Big Ten. Illinois is 3-3 on the season in Quad 1 games. Monday's Braggin' Rights matchup vs. Missouri is slated as the team's first Quad 2 opportunity of the season.
- Illinois' total of three Quad 1 wins is tied for sixth-most in the NCAA and one behind national leaders Arizona, Duke, Gonzaga, Michigan State, and UConn, who have four each. (Through games played Dec. 17).
- After leading the Big Ten in scoring last season (83.6 ppg), Illinois is currently averaging 87.8 points. At this early pace, the Illini would become the third team in program history to average 87+ points per game behind

2025-26 ILLINOIS NUMERICAL ROSTER

No.	Name	Pos.	Ht.	Wt.	Yr.	Hometown	Notable
0	David Mirkovic	F	6-9	250	Fr.	Niksic, Montenegro	Averaged 8.6 points and 6.4 rebounds with SC Derby in Adriatic League
1	Brandon Lee	G	6-4	195	Fr.	San Juan, Puerto Rico	2,000-point career scorer in four varsity seasons at The Patrick School
2	Andrej Stojakovic	G	6-7	215	Jr.	Thessaloniki, Greece	Sixth in ACC in scoring last season, averaging 17.9 ppg at Cal
3	Ben Humrichous	F	6-9	235	Gr.	Tipton, Ind.	Led Illini with 62 made 3-pointers last season
4	Kylan Boswell	G	6-2	215	Sr.	Champaign, Ill.	Averaged 19 points over four postseason games last year to lead Illini
5	AJ Redd	G	6-3	170	Sr.	Chicago, Ill.	Two-time Academic All-Big Ten
8	Blake Fagbemi	G	6-0	180	Fr.	Naperville, Ill.	Point guard for Illinois Class 4A state champion Benet Academy
13	Tomislav Ivisic	C	7-1	255	Jr.	Vodice, Croatia	Led Illini and ranked fourth in Big Ten last year with 11 double-doubles
15	Jake Davis	F	6-6	215	Jr.	McCordsville, Ind.	Shot 34.4% from 3-point range last season for Illini
20	Ty Rodgers	G/F	6-6	210	r-Jr.	Saginaw, Mich.	Started all 38 games in 2023-24, averaging 6.2 ppg and 5.3 rpg
23	Keaton Wagler	G	6-6	185	F.	Shawnee, Kan.	Two-time Kansas Class 6A state champion at Shawnee Mission Northwest
31	Jason Jakstys	C	6-10	225	r-Fr.	Yorkville, Ill.	2024 IHSA third-team All-State pick redshirted last year with Illini
44	Zvonimir Ivisic	F/C	7-2	250	Jr.	Vodice, Croatia	Second in the SEC in blocks last year at Arkansas with 66 (1.9 bpg)
77	Mihailo Petrovic	G	6-2	180	So.	Prokuplje, Serbia	Averaged 14.2 points and 7.3 assists with Mega Superbet in Adriatic League

Richmond Family Endowed Men's Head Basketball Coach: Brad Underwood (9th year at Illinois, 13th year overall)

Associate Head Coach: Orlando Antigua (2nd year)

Assistant Coaches: Geoff Alexander (9th year), Tyler Underwood (5th year), Camryn Crocker (1st year), Zach Hamer (7th year)

Strength and Conditioning Coach: Adam Fletcher (11th year)

Associate Athletic Director/Chief of Staff: Joey Biggs (9th year)

Assistant to the Head Coach: Kevin Kruger (1st year)

Director of Strategy and Analytics: Patrick Bittle (5th year)

Director of Operations and Recruiting: Kwa Jones (3rd year)

Director of Player Personnel: Neel Ganta (2nd year)

Video Coordinator/Director of Technology: JC Keller (1st year)

Athletic Trainer: Justin Games (1st year)

Director of Branding and Creative Media: Courtney Bay (5th year)

Graduate Managers: Andrew Bittle, Keaton Kutcher, Macy Misiewicz,

Tyler Olson, Colton Sigel

Pronunciation

KYLAN BOSWELL KYE-len BOZ-well

Blake FAGBEMI fag-BEH-me

Ben HUMRICHIOUS HUM-rick-house

TOMISLAV IVISIC TOM-is-lahv EE-ve-sitch

ZVONIMIR IVISIC ZVON-uh-meer EE-ve-sitch

Jason JAKSTYS JACK-stiss

Pronunciation

DAVID MIRKOVIC DAH-vid MEER-ko-vitch

Mihailo PETROVIC me-HAY-low PEH-tro-vitch

ANDREJ STOJAKOVIC AHN-dray stoy-AH-ko-vitch

Keaton WAGLER WAH-gler

Zach HAMER HAY-mer

KWA Jones KWAY

RETURNING FOR THE ILLINI IN 2025-26

Category	24-25	Returning	Lost	Return Pct.
Starts	175	92	83	52.6%
Minutes	7,057	3,181	3,876	45.1%
Points	2,927	1,209	1,718	41.3%
Field Goals	1,006	423	583	42.0%
3-Pt. FGs	330	174	156	52.7%
Free Throws	585	189	396	32.3%
Rebounds	1,390	602	788	43.3%
Assists	520	234	286	45.0%
Blocks	147	77	70	52.4%
Steals	150	75	75	50.0%

RETURNING ILLINI LEADERS

Category	Player	Stat	24-25 Rank
Starts	Kylan Boswell	34	1st
Minutes	Kylan Boswell	1,085	1st
Min./G	Kylan Boswell	31.0	2nd
Points	Kylan Boswell	430	3rd
Pts./G	Tomislav Ivisic	13.0	2nd
Field Goals	Tomislav Ivisic	156	1st
FG Pct.	Tomislav Ivisic	.492	3rd
3-Pt. FGs	Ben Humrichous	62	1st
3-Pt. FG Pct.	Tomislav Ivisic	.357	1st
Free Throws	Kylan Boswell	113	2nd
FT Pct.	Kylan Boswell	.790	3rd
Off. Reb.	Tomislav Ivisic	57	2nd
Def. Reb.	Tomislav Ivisic	189	1st
Tot. Reb.	Tomislav Ivisic	246	1st
Reb./G	Tomislav Ivisic	7.7	1st
Assists	Kylan Boswell	119	2nd
Blocks	Tomislav Ivisic	39	1st
Steals	Kylan Boswell	39	1st

Braggin' Rights Facts & Figures

Braggin' Rights Series Record:.....Illinois leads 28-16

Record in St. Louis:.....Illinois leads 28-15

Current Streak:.....Illinois W-2

Illinois when ranked:.....14-8

Missouri when ranked:.....6-10

When both teams are ranked:.....Illinois leads 6-3

When neither team is ranked:.....Illinois leads 10-5

In overtime games:.....Tied 2-2

At Enterprise Center (1994-):.....Illinois leads 19-11

At The Arena (1980-93):.....Illinois led 9-4

Illinois' longest winning streak:.....9 (2000-08)

Missouri's longest winning streak:.....4, twice

.....(1991-94 & 2009-12)

Illinois' largest winning margin:.....32 points (2005)

Missouri's largest winning margin:.....22 points (2022)

Closest margin:.....1 point, five times

.....(1992, 1993, 2003, 2007 and 2013)

Illinois Scoring Record:.....36, Ayo Dosunmu (2020)

Missouri Scoring Record:.....31, Kobe Brown (2022)

Illinois Rebounding Record:.....14, Kofi Cockburn (2021)

Missouri Rebounding Record:.....15, Doug Smith (1990)

Attendance Record:.....22,484 (1999)

Current Illini in Braggin' Rights

• Kylan Boswell (1 G)

2024 – 16 pts, 9 reb, 5 ast, 1 stl in 36 min

• Jake Davis (1 G)

2024 – 3 min

• Tomislav Ivisic (1 G)

2024 – 11 pts, 10 reb, 1 ast, 2 blk in 25 min

• Ben Humrichous (1 G)

2024 – 3 pts, 1 reb, 1 blk in 20 min

• AJ Redd (1 G)

2023 – 2 pts in 1 min

2024 – DNP

• Ty Rodgers (2 G)

2022 – 1 reb, 1 stl in 16 min

2023 – 4 pts, 9 reb, 1 ast, 1 blk in 28 min

2024 – DNP - redshirt

For more historical information on Illinois in the Braggin' Rights series, see Pages 11-13.

Past Braggin' Rights Games (1980-Pres.)

Dec. 10, 1980	Illinois 84, #14 Missouri 62
Dec. 8, 1981	#13 Missouri 78, Illinois 68 (OT)
Dec. 28, 1983	#20 Illinois 66, Missouri 60
Dec. 6, 1984	#7 Illinois 65, Missouri 50
Dec. 21, 1985	#15 Illinois 67, Missouri 55
Dec. 23, 1986	#9 Illinois 92, Missouri 74
Dec. 22, 1987	Illinois 75, #17 Missouri 63
Dec. 19, 1988	#5 Illinois 87, #10 Missouri 84
Dec. 20, 1989	#5 Illinois 101, #4 Missouri 93
Dec. 19, 1990	Illinois 84, Missouri 81
Dec. 23, 1991	#16 Missouri 61, Illinois 44
Dec. 23, 1992	Missouri 66, Illinois 65
Dec. 22, 1993	Missouri 108, #19 Illinois 107 (3OT)
Dec. 22, 1994	Missouri 76, #23 Illinois 58
Dec. 20, 1995	#14 Illinois 96, #15 Missouri 85 (OT)
Dec. 28, 1996	Illinois 85, Missouri 69
Dec. 23, 1997	Missouri 75, Illinois 69
Dec. 22, 1998	#15 Missouri 67, Illinois 62
Dec. 21, 1999	Missouri 78, #15 Illinois 72
Dec. 21, 2000	#5 Illinois 86, Missouri 81 (OT)
Dec. 22, 2001	#9 Illinois 72, #8 Missouri 61
Dec. 21, 2002	#12 Illinois 85, #11 Missouri 70
Dec. 23, 2003	#21 Illinois 71, #11 Missouri 70
Dec. 22, 2004	#1 Illinois 70, Missouri 64
Dec. 21, 2005	#6 Illinois 82, Missouri 50
Dec. 19, 2006	Illinois 73, Missouri 70
Dec. 22, 2007	Illinois 59, Missouri 58
Dec. 23, 2008	Illinois 75, #25 Missouri 59
Dec. 23, 2009	Missouri 81, Illinois 68
Dec. 22, 2010	#9 Missouri 75, #21 Illinois 64
Dec. 22, 2011	#8 Missouri 78, #25 Illinois 74
Dec. 22, 2012	#12 Missouri 82, #10 Illinois 73
Dec. 21, 2013	Illinois 65, #13 Missouri 64
Dec. 20, 2014	Illinois 62, Missouri 59
Dec. 23, 2015	Illinois 68, Missouri 63
Dec. 21, 2016	Illinois 75, Missouri 66
Dec. 23, 2017	Illinois 70, Missouri 64
Dec. 22, 2018	Missouri 79, Illinois 63
Dec. 21, 2019	Missouri 63, Illinois 56
Dec. 12, 2020	Missouri 81, #6 Illinois 78 (@ Columbia)
Dec. 22, 2021	Illinois 88, Missouri 63
Dec. 22, 2022	Missouri 93, #16 Illinois 71
Dec. 22, 2023	#13 Illinois 97, Missouri 73
Dec. 22, 2024	Illinois 80, Missouri 77

ILLINI RECORD UNDER BRAD UNDERWOOD

	2025-26	Total		2025-26	Total
Plays at home	6-1	109-30	Wears white uniforms	2-0	65-14
Plays on the road	1-0	39-49	Wears white script uniforms	1-2	30-18
Plays at neutral site	1-2	25-25	Wears orange uniforms	2-0	38-26
Plays at United Center	0-1	1-5	Wears orange script uniforms	2-0	2-0
Big Ten record	1-1	92-67	Wears orange throwback uniforms	0-0	30-22
Big Ten at home	0-1	54-24	Wears blue throwback uniforms	1-1	1-1
Big Ten on the road	1-0	36-42	In November	6-2	45-14
Big Ten at neutral site	0-0	1-1	In December	2-1	30-22
NCAA Tournament	0-0	6-5	In January	0-0	39-26
Big Ten Tournament	0-0	8-5	In February	0-0	33-28
When ranked (AP)	8-3	98-46	In March	0-0	26-14
Plays a ranked (AP) opponent	2-3	31-46	Plays during the day	1-2	54-36
Plays a Top-10 (AP) opponent	0-1	14-19	Plays at night (5 p.m. or after start)	7-1	119-69
Wins the game before	5-3	105-66	Margin is 5 points or less	1-2	39-30
Loses the game before	2-0	59-37	Margin is 6-10 points	1-0	38-36
Overtime	0-0	8-8	Margin is 11-20 points	3-1	42-27
Leading at the half	7-1	136-33	Margin is more than 20	3-0	54-11
Tied at the half	0-1	4-3	Scores 59 points or less	0-0	6-15
Trailing at the half	1-1	29-68	Scores 60-69 points	0-1	18-44
Shoots 45% or better	6-1	115-24	Scores 70-79 points	1-0	53-28
Shoots less than 45%	2-2	58-79	Scores 80-89 points	4-2	46-14
Opp. shoots less than 45%	6-1	135-27	Scores 90-99 points	1-0	35-3
Opp. shoots 45% or better	2-2	38-77	Scores 100+ points	2-0	14-0
Shoots better/same than opp.	5-0	140-12	On BTN	2-0	72-34
Shoots worse than opp.	3-3	25-92	On B1G+	2-0	21-1
Shoots more/same FT than opp.	7-2	136-41	On CBS	0-0	9-7
Shoots fewer FT than opp.	1-1	37-63	On FOX	0-1	6-9
Makes more/same FT than opp.	8-2	140-35	On ESPN	1-0	15-7
Makes fewer FT than opp.	0-1	34-68	On ESPN2	0-0	8-6
Grabs more/same reb. than opp.	7-2	142-47	On ESPNU	0-0	6-5
Grabs fewer rebounds than opp.	1-1	32-56	On ESPNEWS	0-0	1-1
Scores more/same bench pts than opp.	4-1	110-56	On FS1	1-1	21-26
Scores fewer bench pts than opp.	4-2	63-48	On Peacock	2-1	8-2
Has fewer/equal turnovers than opp.	3-1	92-45	On SEC Network	0-0	0-1
Has more turnovers than opp.	5-2	81-22	On TBS	0-0	2-2
Scores 70 or more points	8-2	147-45	On TNT	0-0	2-0
Has 15+ assists	4-2	94-31	On TruTV	0-0	2-1
Has a 20+ point scorer	7-3	115-52			

TOP 25 NATIONAL RANKINGS

ASSOCIATED PRESS POLL (DEC. 15)

Rk.	School	Record	Points	Previous
1	Arizona (42)	9-0	1500	1
2	Michigan (15)	10-0	1470	2
3	Duke (3)	10-0	1406	3
4	Iowa State (1)	11-0	1336	4
5	UConn	10-1	1286	5
6	Purdue	10-1	1195	6
7	Gonzaga	10-1	1109	8
8	Houston	10-1	1079	7
9	Michigan State	9-1	1037	9
10	BYU	9-1	1017	10
11	Louisville	9-1	921	11
12	North Carolina	9-1	794	14
13	Vanderbilt	10-0	766	15
14	Arkansas	8-2	726	17
15	Nebraska	11-0	655	23
16	Alabama	7-3	644	12
17	Kansas	8-3	502	19
18	Illinois	8-3	483	13
19	Texas Tech	7-3	314	16
20	Tennessee	7-3	286	20
21	Auburn	8-3	283	21
22	St. John's	6-3	250	22
T23	Florida	6-4	200	18
T23	Virginia	9-1	200	24
25	Georgia	9-1	82	NR

COACHES POLL (DEC. 15)

Rk.	School	Record	Points	Previous
1	Michigan (16)	10-0	759	1
2	Arizona (14)	9-0	755	2
3	Duke (1)	10-0	714	3
4	Iowa State	11-0	659	4
5	UConn	10-1	641	5
6	Purdue	10-1	600	6
7	Gonzaga	10-1	574	7
8	Houston	10-1	551	8
9	Michigan State	9-1	521	9
10	BYU	9-1	511	10
11	Louisville	9-1	473	11
12	Vanderbilt	10-0	390	14
13	North Carolina	9-1	362	15
14	Arkansas	8-2	347	17
15	Nebraska	11-0	321	22
16	Alabama	7-3	306	12
17	Kansas	8-3	267	19
18	Illinois	8-3	232	13
19	Texas Tech	7-3	175	16
20	St. John's	6-3	155	21
21	Florida	6-4	140	18
22	Virginia	9-1	134	25
23	Tennessee	7-3	129	20
24	Auburn	8-3	112	24
25	Iowa	9-2	71	23

ILLINI WEEK-BY-WEEK RANKINGS

	AP	Coaches	AP	Coaches
Preseason	17	14	Jan. 12	
Nov. 10	14	14	Jan. 19	
Nov. 17	8	8	Jan. 26	
Nov. 24	13	14	Feb. 2	
Dec. 1	14	15	Feb. 9	
Dec. 8	13	13	Feb. 16	
Dec. 15	18	18	Feb. 23	
Dec. 22			March 2	
Dec. 29			March 9	
Jan. 5			March 16	

the 1964-65 (92.2 ppg) and 1955-56 (90.7) teams. The Illini opened this season with seven straight games of 80+ points. It marked the most such games to open a campaign since the 1988-89 Flyin' Illini scored 80+ in each of their first 12 contests.

- Illinois is No. 12 in the kenpom rankings with a net rating of +26.62. The Illini feature the No. 3-rated offense (125.7) and the No. 34 defensive rating (99.0) in the country. The Illini have had an overall kenpom rating of 35th or better each of the last six years under **Brad Underwood** with a high of No. 4 (2020-21). Illinois posted consecutive top-20 rankings in 2023-24 (10th) and 2024-25 (17th).
- Brad Underwood** has led Illinois to 29 wins over top-25 opponents since 2019-20, with 20 of those wins coming in ranked-vs.-ranked matchups. Illinois' 29 top-25 victories are tied for 10th-most in the NCAA during that span. This season the Illini have ranked wins over No. 11 Texas Tech at home, and vs. No. 13 Tennessee in Nashville.
- Illinois is 2-3 this season vs. top 25 teams, with a home win over No. 11 Texas Tech (81-77) on Nov. 11, and a neutral-site victory over No. 13 Tennessee (75-62) on Dec. 6 in Nashville, and losses to No. 11 Alabama (90-86) on Nov. 18 at Chicago's United Center and No. 5 UConn (74-61) at Madison Square Garden on Nov. 28, and Dec. 13 at home vs. No. 23 Nebraska (83-80). With five ranked Big Ten teams in the most recent AP poll, the Illini's current schedule could feature as many as nine ranked games during the regular season.
- Missouri is the third SEC opponent Illinois faces in non-conference play, following the loss to No. 11 Alabama and the win over No. 13 Tennessee.
- Illinois entered 2025-26 as the winningest team in Big Ten Conference play since 2019-20, with 81 league wins (tied with Purdue). The Illini now sit one game behind the Boilermakers in the win column through two conference games in the league's early-December scheduling window. The Illini lead the conference with 35 road wins in league play during that span. When including the conference tournament, Illinois is also one game behind Purdue for the most total wins against Big Ten opponents over this span with 89.
- As a team, Illinois ranks among the top three in the Big Ten, and among the top programs nationally in eight categories: The team leads the Big Ten with 13.8 fouls per game (seventh in the NCAA). The Illini are second in the B1G with a free-throw percentage of .782 (13th in the NCAA), 9.5 turnovers per game (14th), and 28.6

ILLINOIS SEASON/CAREER TOTALS

	Consecutive	Season	Career*
Starts			
Kylan Boswell	24	11	45
Tomislav Ivisic	6	7	38
Ty Rodgers			38
Ben Humrichous			26
David Mirkovic	11	11	11
Keaton Wagler	11	11	11
Andrej Stojakovic	8	8	8
Zvonimir Ivisic		4	4
Jake Davis		3	4
Leads Team in Scoring			
Kylan Boswell	1	3	7
Tomislav Ivisic		2	6
Andrej Stojakovic		4	4
Ben Humrichous		1	3
Keaton Wagler		2	2
David Mirkovic		1	1
Ty Rodgers			1
Leads Team in Rebounding			
Tomislav Ivisic		1	15
Ty Rodgers			10
David Mirkovic		6	6
Kylan Boswell			5
Keaton Wagler		3	3
Ben Humrichous		1	3
Andrej Stojakovic	1	1	1
Zvonimir Ivisic		1	1
Double-Digit Scoring Games			
Kylan Boswell	1	9	33
Tomislav Ivisic		4	26
Ben Humrichous		3	13
Ty Rodgers			10
David Mirkovic		9	9
Keaton Wagler	3	8	8
Andrej Stojakovic	2	6	6
Zvonimir Ivisic		4	4
Jake Davis		1	3
Mihailo Petrovic		1	1
20+ Point Games			
Kylan Boswell	1	5	8
Tomislav Ivisic		1	6
Andrej Stojakovic		4	4
David Mirkovic		2	2
Keaton Wagler		2	2
Ben Humrichous		1	2
10+ Rebound Games			
Tomislav Ivisic		1	14
Ty Rodgers			5
David Mirkovic		4	4
Kylan Boswell		1	3
Andrej Stojakovic	1	1	1
Double-Doubles			
Tomislav Ivisic		1	12
David Mirkovic		4	4
Ty Rodgers			3
Kylan Boswell		1	2
Andrej Stojakovic	1	1	1
Keaton Wagler ^	1	1	1
^ points-assists			
5+ Assist Games			
Kylan Boswell		2	13
Tomislav Ivisic			6
Ty Rodgers			4
Keaton Wagler	3	3	3
David Mirkovic		1	1
Mihailo Petrovic		1	1
Triple-Doubles			
Kylan Boswell			1
3+ Steal Games			
Kylan Boswell			4
Ty Rodgers			2
Zvonimir Ivisic		1	1
David Mirkovic		1	1
Ben Humrichous			1
Tomislav Ivisic			1
3+ Block Games			
Zvonimir Ivisic		4	4
Tomislav Ivisic			4
Ben Humrichous		1	2

* = at Illinois

defensive rebounds per game (31st). Illinois is third in the Big Ten with 5.2 blocks per game (27th in NCAA), 41.6 rebounds per game (30th), a scoring average of 87.8 points per game (37th), and 28.9 3-point attempts per game (42nd).

- Illinois' roster boasts seven players averaging better than 4.0 rebounds per game: **David Mirkovic** (8.8 rpg), **Zvonimir Ivisic** (5.1), **Keaton Wagler** (4.8), **Tomislav Ivisic** (4.8), **Ben Humrichous** (4.5), **Kylan Boswell** (4.3), and **Andrej Stojakovic** (4.1). This mark is tied for the most in the NCAA.
- Freshman G **Keaton Wagler** earned Big Ten Freshman of the Week honors on Dec. 15 after averaging 21 points and 7.5 assists vs. Ohio State and Nebraska, while shooting 50% from the field, 54% from 3-point range and 92% from the free throw line. **Wagler** scored a career- and team-high 23 points with five assists in road win at Ohio State. He recorded a points-assists double-double with 19 points and career- and game-high 10 assists vs. No. 23 Nebraska. Combined, he knocked down seven 3-pointers on the week, hitting three against the Buckeyes and a career-high four against the Cornhuskers. It marks the third time through the first six weeks of the season that an Illini has been named Big Ten Freshman of the Week, joining two accolades for forward **David Mirkovic**.
- Freshman G **Keaton Wagler** ranks among the top players in the Big Ten with 51 free throws made (ninth), 61 free throws attempted (10th), 2.5 offensive rebounds per game (10th), an .836 free-throw percentage (11th), 166 total points (16th), a 2.40 assist-to-turnover ration (17th), 36 total assists (21st), 3.3 assists per game (21st), and 15.1 points per game (21st), while ranking 12th in the league in minutes per game (31.17), the top mark among the league's freshmen.
- Freshman F **David Mirkovic** is one of only four freshmen in the nation, along with Duke's Cameron Boozer, North Carolina's Caleb Wilson, and Washington's Hannes Steinbach, averaging at least 13.5 points and 8.5 rebounds (through Dec. 18). **Mirkovic** leads the Illini, ranks inside the top 10 in the Big Ten, and is among the national leaders with: 6.3 defensive rebounds per game (third in B1G, 33rd in NCAA); 97 total rebounds (third, 40th); five double-doubles (fourth in B1G, 37th); 8.8 total rebounds per game (fifth, 43rd); and 2.6 offensive rebounds per game (ninth, 149th).
- Senior G **Kylan Boswell** is the Fighting Illini's leading scorer and one of only three players in the Big Ten averaging better than 16.0 points, 4.0 rebounds and 3.5 assists per game (through Dec. 17). In the Illini's five ranked matchups this season, Boswell is averaging 20.8 points. He is the Illini's active leader with 1,115 career points (607 at Illinois), with eight 20+-point games and 33 career double-digit scoring games in Orange and Blue.
- Junior G **Andrej Stojakovic** transferred to Illinois with a reputation as a prolific scorer, and he has started off strong, averaging 15.5 points on 53.7% shooting. Stojakovic has four 20-point performances, highlighted by a season-high 26 points vs. No. 11 Alabama. Stojakovic also posted 23 points the win over No. 11 Texas Tech, and scored 20 and 24, respectively, in Illinois' wins over LIU and UTRGV. In his Big Ten debut, Stojakovic had 17 points and four rebounds in the win at Ohio State, then posted an 19-point, 10-rebound double-double in the Illini's B1G home-opener vs. No. 23 Nebraska.
- Twin 7-footers **Tomislav Ivisic** and **Zvonimir Ivisic** rank among the top shooting big men in college basketball. Zvonimir is first in the NCAA among 7-footers with five games this season with multiple 3-pointers, while Tomislav ranks tied for second at three contests with multiple treys. They also rank 1-2 nationally in 3-pointers per game among players at least 7-feet tall. Tomislav averages 1.4 triples per game, while Zvonimir hits 1.2 3-pointers per contest.

BIG TEN STANDINGS (THROUGH 12/18/25)			CURRENT ILLINOIS STREAKS	
	Big Ten	Overall		
1. Nebraska	2-0	11-0	All Games	1 L
Michigan	2-0	10-0	At State Farm Center	1 L
Michigan State	2-0	10-1	On the Road	2 W
Purdue	2-0	10-1	At Neutral Sites	1 W
UCLA	2-0	8-3	Big Ten	1 L
6. USC	1-1	11-1	Big Ten (Home)	1 L
Iowa	1-1	9-2	Big Ten (Road)	2 W
Ohio State	1-1	8-2	Ranked Opponents	1 L
Illinois	1-1	8-3	Ranked Opponents (Home)	1 L
Indiana	1-1	8-3	Ranked Opponents (Road)	1 W
Washington	1-1	7-3	Ranked Opponents (Neutral)	1 W
Wisconsin	1-1	7-3	Ranked Big Ten Opponents	2 L
Minnesota	1-1	6-5	Ranked Big Ten Opponents (Home)	1 L
14. Penn State	0-2	8-3	Ranked Big Ten Opponents (Road)	1 W
Northwestern	0-2	7-4	Non-Conference (Home)	7 W
Maryland	0-2	6-5	Non-Conference (Road)	3 L
Oregon	0-2	6-5	Non-Conference (Neutral)	1 W
Rutgers	0-2	5-6		

FIGHTING ILLINI BASKETBALL UNDER HEAD COACH BRAD UNDERWOOD

- One of only four schools nationally with six straight 20-win regular seasons
- Big Ten's winningest team in league play over the last six seasons
- Only team with a winning Big Ten record in each of the last six seasons
- Five straight NCAA Tournament appearances (*sixth precluded by COVID-19 cancelation in 2020*)
- NCAA Tournament wins in four of the last five years
- 2024 NCAA Elite Eight; Illinois' first appearance since advancing to 2005 national title game
- 81 wins in Big Ten play from 2019-20 through 2024-25 are most in school history over six-year stretch
- Three Big Ten Championships in last five years
- Four All-Americans (*three consensus*)
- 19 All-Big Ten selections (*seven first team*)
- 2024 Big Ten Tournament Champions
- 2022 Big Ten Regular Season Champions
- 2021 Big Ten Tournament Champions
- Led Big Ten in wins in 2021
- 2021 NCAA Tournament No. 1 seed (*fourth in school history*)

ILLINI IN THE NET

- Illinois is No. 12 in the NCAA NET ranking though games played Dec. 17.
- The Fighting Illini's No. 12 rating is the fifth-best mark in the Big Ten Conference.
- Through 11 games, the Illini are: 3-3 vs. Quad 1, 0-0 vs. Quad 2, 2-0 vs. Quad 3, and 3-0 vs. Quad 4.
- The Illini's remaining 20-game regular-season schedule would feature 13 games vs. Quad 1 or Quad 2 opponents, with four Quad 3 and three Quad 4 matchups remaining.
 - » **Quad 1s (9):** at Iowa (19), at Northwestern (73), at Purdue (9), at Nebraska (11), at Michigan State (10), vs. Indiana (29), at USC (39), at UCLA (38), and vs. Michigan (1).
 - » **Quad 2s (4):** vs. Missouri (78) in St. Louis, vs. Washington (57), vs. Northwestern (73), and vs. Wisconsin (68).
 - » **Quad 3s (4):** vs. Penn State (107) in Philadelphia, vs. Minnesota (125), vs. Oregon (117), and at Maryland (163).
 - » **Quad 4s (3):** vs. Southern (260), vs. Rutgers (194), and vs. Maryland (163).

ILLINOIS WHEN RANKED

- Monday's contest marks the 12th game of the season ranked inside the top 25 for the No. 18 Fighting Illini.
- Illinois is 660-270 (.710) all-time when ranked inside the AP Top 25. The program is 361-54 (.870) at home, including a 283-41 (.873) mark at State Farm Center, 161-150 (.518) on the road, and 138-64 (.683) at neutral sites.
- Under head coach **Brad Underwood**, Illinois is 99-45 (.688) when ranked inside the top 25.

ILLINI IN TOP-25 MATCHUPS

- Through the team's first 11 games of the season, Illinois has played five ranked-vs.-ranked games with a 2-3 mark including wins over No. 11 Texas Tech and vs. No. 13 Tennessee in Nashville.
- Illinois is 113-111 (.504) all-time when both teams are ranked, 52-22 (.703) at home including a 41-17 (.707) mark at State Farm Center, 18-51 (.260) on the road, and 43-38 (.531) at neutral sites.
- Under head coach **Brad Underwood**, Illinois is 20-24 (.455) in ranked-vs.-ranked contests.

B1G DEBUTS FOR WAGLER, MIRKOVIC

- The Fighting Illini's starting freshmen duo of G **Keaton Wagler** and F **David Mirkovic** made history in their Big Ten debut at Ohio State on Tuesday, pouring in 23 and 22 points, respectively, to lead the Fighting Illini to the 88-80 road win.
- The performances marked just the 12th time in the last 16 seasons (since 2010-11) that a pair of freshmen teammates each scored 20+ points in a Big Ten game. **Wagler** and **Mirkovic**, however, are the only duo on that exclusive list to do so in their Big Ten debuts.
- The Illinois program has produced three games with freshmen teammates scoring 20+ points against a Big Ten opponent (since 2010-11), all coming under **Brad Underwood**. This is tied for the most in the B1G with Ohio State.
 - » **Keaton Wagler** (23) and **David Mirkovic** (22) at Ohio State (12/9/25) - W, 88-80
 - » **Will Riley** (27) and **Kasparas Jakucionis** (24) at Minnesota (2/8/25) - W, 95-74
 - » **Ayo Dosunmu** (23) and **Giorgi Bezhanishvili** (20) vs. Minnesota (1/16/19) - W, 95-68

TAKING ON THE TOP

- Illinois has 29 victories over ranked opponents since the start of the 2019-20 season, another highlight of the job **Brad Underwood** has done rebuilding the Fighting Illini program.
- The Illini's 29 ranked wins since 2019-20 are 10th nationally over the last seven seasons:

Top-25 Wins (2019-20 - Present)

1. Kansas – 39	T3. Purdue – 35	T7. Texas – 32	10. Illinois – 29
2. Tennessee – 37	5. Michigan State – 34	T7. UConn – 32	T11. Arizona – 28
T3. Baylor – 35	6. Alabama – 33	9. Gonzaga – 30	T11. Iowa State – 28

ILLINOIS IN THE BIG TEN RANKINGS
ALL GAMES (THROUGH 12/18/25)

Scoring Offense	3rd	87.8 ppg
Scoring Defense	10th	71.6 ppg
Scoring Margin	5th	+16.3 ppg
Free Throw Percentage	2nd	.782
Field Goal Percentage	11th	.478
Field Goal Percentage Defense	8th	.414
3-Point FG Percentage	13th	.340
3-Point FG Percentage Defense	12th	.332
3-Point Field Goals	5th	9.8 avg.
Rebounding Offense	3rd	41.6 rpg
Rebounding Defense	7th	31.6 rpg
Rebounding Margin	4th	+10.1 rpg
Offensive Rebounds	5th	13.1 rpg
Defensive Rebounds	2nd	28.6 rpg
Defensive Rebound Percentage	5th	.737
Offensive Rebound Percentage	5th	.380
Turnovers	3rd	9.6 avg.
Opponent Turnovers	18th	8.7 avg.
Turnover Margin	17th	-0.82
Assists	14th	14.4 apg
Assist/Turnover Ratio	12th	1.50
Blocked Shots	3rd	5.2 bpg
Steals	18th	3.8 spg

ILLINI PLAYERS IN THE B1G RANKINGS
ALL GAMES (THROUGH 12/18/25)

Scoring		
17.	Kylan Boswell	16.1 ppg
19.	Andrej Stojakovic	15.5 ppg
Rebounding		
3.	David Mirkovic	8.8 rpg
Field Goal Percentage (min. 5.0 made/g)		
11.	Andrej Stojakovic	.537 (66-123)
Offensive Rebounding		
9.	David Mirkovic	2.6 rpg
12.	Keaton Wagler	2.3 rpg
Defensive Rebounding		
3.	David Mirkovic	6.3 rpg
3-Point Field Goal Percentage (min. 2.0 made/g)		
--	--	--
3-Point Field Goals		
--	--	--
Free Throw Percentage (min. 2.5 made/g)		
11.	Keaton Wagler	.836 (51-61)
15.	David Mirkovic	.818 (36-44)
Assists		
--	--	--
Assist/Turnover Ratio (min. 3 ast/g)		
10.	Kylan Boswell	2.7
Blocked Shots		
4.	Zvonimir Ivisic	2.2 bpg
Steals		
--	--	--
Minutes		
9.	Kylan Boswell	32.4 mpg
12.	Keaton Wagler	31.3 mpg

THE LAST TIME

AN ILLINOIS PLAYER HAD

40+ points	Terrence Shannon Jr. (40) vs. Nebraska, 3/16/24
35-39 points	Terrence Shannon Jr. (35) at Penn State, 2/21/24
30-34 points	Kylan Boswell (31) vs. Florida Gulf Coast, 11/7/25
25-29 points	Kylan Boswell (25) vs. UConn, 11/28/25
20-24 points	Kylan Boswell (20) vs. Nebraska, 12/13/25
2, 20+ scorers	Keaton Wagler (23) & David Mirkovic (22) vs. Ohio State, 12/9/25
2, 30+ pt. scorers	Terrence Shannon Jr. (33) & Marcus Domask (33) vs. Florida Atlantic, 12/5/23
20+ rebounds	David Mirkovic (21) vs. Colgate, 11/14/25
15-19 rebounds	Morez Johnson Jr. (15) vs. Ohio State, 2/2/25
10-14 rebounds	Andrej Stojakovic (10) vs. Nebraska, 12/13/25
20+ pts & 20+ reb	David Mirkovic (27 pts, 21 reb) vs. Colgate, 11/14/25
20+ pts & 10+ reb	David Mirkovic (27 pts, 21 reb) vs. Colgate, 11/14/25
Double-Double	A. Stojakovic (19p, 10r) & K. Wagler (19p, 10a) vs. Nebraska, 12/13/25
Triple-Double	Kylan Boswell (18 pts, 10 reb, 10 ast) vs. Chicago State, 12/29/24
15+ assists	Demetri McCamey (16) at Purdue, 2/20/10
10-14 assists	Keaton Wagler (10) vs. Nebraska, 12/13/25
6+ 3-pointers	Kasparas Jakucionis (6) at Northwestern, 12/6/24
7+ steals	Kendall Gill (7) vs. Iowa, 3/4/90
6 steals	Coleman Hawkins at Michigan, 1/18/24
5+ blocks	Zvonimir Ivisic (5) vs. UConn, 11/28/25

AN ILLINOIS TEAM HAD

100+ points	113 vs. Florida Gulf Coast, 11/7/25
under 50 points	43 vs. Wisconsin, 1/31/17
50+ rebounds	51 vs. Florida Gulf Coast, 11/7/25
25+ off. reb.	27 vs. Longwood, 12/13/17
20+ off. reb.	21 vs. Jackson State, 11/3/25
Overtime	L, 80-74 (OT), at Nebraska, 1/30/25

AN OPPOSING PLAYER HAD

40+ points	Jalen Pickett (41) Penn State, 2/14/23
35-39 points	J.T. Toppin (35) Texas Tech, 11/11/25
30-34 points	Pryce Sandfort (32) Nebraska, 12/13/25
25-29 points	J.R. Konieczny (26) Florida Gulf Coast, 11/7/25
20-24 points	Kye Dickson (21) UTRGV, 11/24/25
20+ rebounds	Joe Franklin (23) Wisconsin, 12/19/66
15-19 rebounds	Julian Reese (17) Maryland, 1/23/25
10-14 rebounds	Amari Allen (11) Alabama, 11/19/25
15+ assists	never, Quinn Buckner (14) Indiana, 2/18/74
10-14 assists	Christian Anderson (11) Texas Tech, 11/11/25
7+ steals	Delfinco Bogan (7) UT Martin, 11/12/17
5+ blocks	Yanic Konan Niederhauser (7) Penn State, 1/8/25

AN OPPOSING TEAM HAD

100+ points	110, Duke, 2/22/25
under 50 points	34, Little Rock, 11/25/24
under 40 points	34, Little Rock, 11/25/24
50+ rebounds	50, Nebraska, 2/2/19
20+ off. reb.	23, Tennessee, 12/6/25

- The Illini have recorded 13 wins against top 10-ranked opponents during that same span, tied for the fifth-most in the nation over the last seven seasons:

Top-10 Wins (2019-20 - Present)

1. Kansas — 16	T3. Tennessee — 14	T5. Kentucky — 13	T5. Iowa State — 13
2. Baylor — 15	T5. Illinois — 13	T5. Purdue — 13	T11. Arizona — 11
T3. Alabama — 14	T5. Florida — 13	T5. UConn — 13	T11. Michigan State — 11

- Five of the Illini's ranked wins have been over top-5 opponents, tied for seventh-most in the nation over the last seven seasons:

Top-5 Wins (2019-20 - Present)

T1. Alabama — 8	T1. Tennessee — 8	T7. Illinois — 5	T7. Gonzaga — 5	T7. West Va. — 5
T1. Arizona — 8	T5. Iowa State — 6	T7. Clemson — 5	T7. Michigan State — 5	
T1. Florida — 8	T5. Kentucky — 6	T7. Kansas — 5	T7. Purdue — 5	

FABULOUS FRESHMEN

- The Fighting Illini lineup has featured two freshmen - **G Keaton Wagler** and **F David Mirkovic** - in starting roles. The duo has excelled in nearly all phases of the game to begin their college careers.

- They rank as two of only 11 freshmen in the country (and the only teammates) to average better than 13.5 points, 4.5 rebounds, and 2.0 assists per game:

Freshmen Averaging 13+ points, 4+ rebounds & 2+ assists

» Keaton Wagler (Illinois): 15.1 p, 4.8 r, 3.3 a
» David Mirkovic (Illinois): 13.6 p, 8.8 r, 2.4 a
» Cameron Boozer (Duke): 23.3 p, 10.2 r, 3.7 a
» A.J. Dybantsa (BYU): 21.1 p, 7.0 r, 3.3 a
» Caleb Wilson (North Carolina): 19.5 p, 10.4 r, 2.5 a
» Hannes Steinbach (Washington): 17.9 p, 11.9 r, 2.7 a
» Nate Ament (Tennessee): 16.0 p, 7.1 r, 2.8 a
» Jordan Ellerbee (Florida Gulf Coast): 14.8 p, 4.5 r, 2.0 a
» Koa Peat (Arizona): 14.3 p, 5.0 r, 2.9 a
» Joel Foxwell (Portland): 13.7 p, 4.6 r, 7.1 a
» Nasir Meyer (Wyoming): 13.5 p, 4.8 r, 2.4 a

- Mirkovic leads the Illini, ranks inside the top 10 in the Big Ten, and is among the national leaders with: 6.3 defensive rebounds per game (third in BIG, 33rd in NCAA); 97 total rebounds (third, 40th); five double-doubles (fourth in BIG, 37th); 8.8 total rebounds per game (fifth, 43rd); and 2.6 offensive rebounds per game (ninth, 149th).

2025-26 FIGHTING ILLINI STARTING LINE-UPS

Date	Game	G	G	F	F	C	Record*
Nov. 3	Jackson State	Boswell	Wagler	Davis	Mirkovic	T. Ivisic	1-0 (1)
Nov. 7	Florida Gulf Coast	Boswell	Wagler	Davis	Mirkovic	Z. Ivisic	1-0 (2)
Nov. 11	Texas Tech	Boswell	Wagler	Davis	Mirkovic	Z. Ivisic	2-0 (2)
Nov. 14	Colgate	Boswell	Wagler	Stojakovic	Mirkovic	Z. Ivisic	1-0 (3)
Nov. 19	vs. Alabama	Boswell	Wagler	Stojakovic	Mirkovic	Z. Ivisic	1-1 (3)
Nov. 22	Long Island	Boswell	Wagler	Stojakovic	Mirkovic	T. Ivisic	1-0 (4)
Nov. 24	UT Rio Grande Valley	Boswell	Wagler	Stojakovic	Mirkovic	T. Ivisic	2-0 (4)
Nov. 28	vs. UConn	Boswell	Wagler	Stojakovic	Mirkovic	T. Ivisic	2-1 (4)
Dec. 6	vs. Tennessee	Boswell	Wagler	Stojakovic	Mirkovic	T. Ivisic	3-1 (4)
Dec. 9	at Ohio State	Boswell	Wagler	Stojakovic	Mirkovic	T. Ivisic	4-1 (4)
Dec. 13	Nebraska	Boswell	Wagler	Stojakovic	Mirkovic	T. Ivisic	4-2 (4)
Dec. 22	vs. Missouri						
Dec. 29	Southern						
Jan. 3	at Penn State						
Jan. 8	Rutgers						
Jan. 11	at Iowa						
Jan. 14	at Northwestern						
Jan. 17	Minnesota						
Jan. 21	Maryland						
Jan. 24	at Purdue						
Jan. 29	Washington						
Feb. 1	at Nebraska						
Feb. 4	Northwestern						
Feb. 7	at Michigan State						
Feb. 10	Wisconsin						
Feb. 15	Indiana						
Feb. 18	at USC						
Feb. 21	at UCLA						
Feb. 27	Michigan						
March 3	Oregon						
March 8	at Maryland						

* - Running total of Illinois' overall record when this line-up is starting

- **Wagler** ranks among the top players in the Big Ten with 51 free throws made (ninth), 61 free throws attempted (10th), 2.5 offensive rebounds per game (10th), an .836 free-throw percentage (11th), 166 total points (16th), a 2.40 assist-to-turnover ratio (17th), 36 total assists (21st), 3.3 assists per game (21st), and 15.1 points per game (21st), while ranking 12th in the league in minutes per game (31.17), the top mark among the league's freshmen.

TWIN TIME

- Illinois' activity in the transfer portal has led to the reuniting of twins **Tomislav** and **Zvonimir Ivisic**. They met last season when Illinois defeated Arkansas on Thanksgiving Day in Kansas City in what is believed to be the first time in college basketball history that twins played against each other. Tomi had 21 points, 10 rebounds and three blocked shots for the Illini while Big Z had 13 points, six boards and two blocks for the Razorbacks.
- Now on the court together at Illinois, they are the first set of twins to play for the Fighting Illini since Paul and Phil Judson in 1956.
- Zvonimir is four minutes older than Tomislav.
- Prior to this season, they last played together with SC Derby in Montenegro during the 2022-23 Adriatic League season.
- The two have been on the court together in two games this season, logging a combined 15 minutes, 19 seconds with a +/- rating of +17
 - » In the Fighting Illini's 113-55 season-opening win over Jackson State, Tomislav and Zvonimir were on the floor together for 9 minutes, 47 seconds with a +/- rating of +13.
 - » In the Orange and Blue's 88-80 win in their Big Ten opener at Ohio State on Dec. 9, the brothers logged 5 minutes, 32 seconds of playing time together and the team finished +4 during that run.

1,000-POINT SCORERS

- Senior G **Kylan Boswell** eclipsed 1,000 points for his collegiate career in the Fighting Illini's 81-77 victory over #11 Texas Tech on Nov. 11
 - » **Boswell**, who scored 508 points in his first two college seasons at Arizona, now has 607 points in an Illini uniform and 1,115 for his career.
- Junior G **Andrej Stojakovic** is also closing in on 1,000 career points.
 - » **Stojakovic** scored 251 points as a freshman at Stanford, and added 520 during his sophomore campaign at Cal. In his first season at Illinois, he has tallied 155 points and sits at 926 for his career entering Braggin' Rights vs. Missouri.

NOTES FROM GAME 11 VS. #23 NEBRASKA

- Freshman **Keaton Wagler** recorded the first double-double of his career with 19 points and career-high 10 assists.
 - » Opened Big Ten play 1-0 for the fourth time in the last six seasons under Underwood.
 - » First points-assists double-double by an Illini since Kasparas Jakucionis went for 16 points and 10 assists last season in the Illini's NCAA Tournament first-round victory over Xavier.
 - » Did not come out of the game, playing a career-high 40 minutes.
 - » Third consecutive outing with double-digit points, and his eighth this season.
 - » Tied his career-high with four 3-pointers.
 - » Has made at least three treys in three consecutive games.
 - » Five or more assists in each of the last three games.
- Junior **Andrej Stojakovic** recorded his first double-double as an Illini with 19 points and a career-high tying 10 rebounds.
 - » Has scored in double figures in five of his last seven games, and six times on the season.
 - » First double-double of the season and second of his college career.
- Senior **Kylan Boswell** scored a team-high 20 points with three rebounds and three assists.
 - » Fifth 20-point game of the season.
 - » Posted double-figures scoring for the ninth time in 11 games this season, and for the 33rd time in 46 career games as an Illini.

NOTES FROM GAME 10 WIN AT OHIO STATE

- Illinois improved to 3-2 in Quad 1 matchups this season with wins over Texas Tech, vs. Tennessee, and at Ohio State.
- Illinois improved to 8-2 (1-0 B1G) to match the team's best 10-game start of the Brad Underwood era (2023-24).
 - » Opened Big Ten play 1-0 for the fourth time in the last six seasons under Underwood.
- Illinois secured its 82nd Big Ten victory since the start of the 2019-20 season, the top mark in the league during that span, tied with Purdue.

» Illinois has a league-leading 35 road wins in Big Ten play since 2019-20.

- Illinois has won four straight Big Ten regular-season games dating back to last season, and has four consecutive wins over unranked Big Ten opponents.
- The Illini had their third game of the season with 20+ makes from the free-throw line.
 - » Illinois' 29 made free throws are its most in a Big Ten game since making 32 at Maryland on Feb. 17, 2024.
 - » The Illini shot 90%+ from the free-throw line for the second time this season (94.4% vs. UConn on Nov. 28).
 - » Illinois has a league-leading 35 road wins in Big Ten play since 2019-20.
 - » The Illini shot 90%+ from the free-throw line on 30+ attempts for the first time since Nov. 10, 2017 (34-for-37 vs. Southern).
- Illinois knocked down 11 3-pointers, its sixth outing with 10+ makes from beyond the arc.
 - » The Illini outrebounded the Buckeyes at a 37-30 clip.
 - » Illinois has outrebounded its opponents in eight contests this season
- Freshman **Keaton Wagler** scored a career-high 23 points (8-9 FTs) with a personal-best five assists.
 - » His second 20-point game of his career (22 vs. FGCU on Nov. 7).
 - » Posted his seventh outing this season with 10+ points.
 - » Registered multiple made 3-pointers for the fifth time.
- Freshman **David Mirkovic** recorded 22 points on a career-high 4-for-5 from 3-point range, with nine rebounds.
 - » Finished with 20+ points for the second time.
 - » Scored in double figures for the ninth time this season.
 - » Has 10+ points in nine of his first 10 games.
 - » Made multiple 3-pointers for the fifth time this season.
 - » Matched career highs for free-throws made and attempted with a perfect 8-for-8 performance from the stripe.
- **Andrej Stojakovic** secured 17 points and four rebounds.
 - » Finished with double-digit points for the fifth time this season.
 - » Was a perfect 7-for-7 from the free throw line, both season-high marks.
- **Zvonimir Ivisic** registered 13 points, eight rebounds, and a block.
 - » Marked his fourth game as an Illini in double-figures scoring.
 - » Back-to-back games, five outings on the season overall, with multiple 3-pointers.
 - » Corralled at least eight rebounds for the third time this season.

NOTES FROM GAME 9 WIN VS. #13 TENNESSEE

- Illinois recorded its 29th victory over a top 25 opponent since 2019-20, tied for ninth-most nationally during that span with Gonzaga.
- Illinois improved to 2-2 on the season in four nonconference matchups vs. top-15 opponents.
 - » W, 81-77 vs. #11 Texas Tech (Nov. 11 at State Farm Center)
 - » L, 90-86 vs. #11 Alabama (Nov. 19 at United Center)
 - » L, 74-61 vs. #5 UConn (Nov. 28 at Madison Square Garden)
 - » W, 75-62 vs. #13 Tennessee (Dec. 6 at Bridgestone Arena)
- Illinois snapped a five-game losing streak in neutral-site matchups vs. top-25 opponents.
- First win vs. a ranked opponent on a neutral floor since a 90-77 victory over #19 Arkansas last season (Nov. 28, 2024) at T-Mobile Center in Kansas City, Mo.
- Illinois' first ranked-vs.-ranked victory since the #10 Illini defeated #4 Iowa State, 72-69, at TD Garden in Boston to advance to the 2024 NCAA Elite Eight.
- The 62 points allowed to the Volunteers marked:
 - » Illinois' fewest points surrendered to a top-25 opponent since a 66-62 victory over #21 Northwestern on Feb. 23, 2023.
 - » Illinois' fewest points allowed in a top-25 win vs. a nonconference opponent since a 75-59 victory over #25 Missouri on Dec. 23, 2008.
- **Tomislav Ivisic** scored 16 points (7-13 FGs, 2 3FGs) with five rebounds, three assists, one block and one steal.
 - » Fourth game of the season, 26th career, with double-figures scoring.
 - » Has posted 10+ points in three straight games.
 - » Sixth-career game as the team's leading scorer, tied for the most by an active Illini with Kylan Boswell.
 - » Third game of the season, 17th career, with multiple three-pointers.
- **Keaton Wagler** tallied 16 points, 11 in the second half, including four 3-pointers to go with game-high totals of eight rebounds and five assists.
 - » Sixth career game with 10+ points and his first in three games since posting 19

vs. Long Island (11/22/25).

- » First game of his career as the Illini's top scorer.
 - » Five assists marked a career high, eclipsing the four he posted in his debut vs. Jackson State (11/3/25).
 - » Tied his career high with eight rebounds, matching his total from Illinois' Nov. 24 victory over UTRGV.
 - » Third game of the season as the Illini's top rebounder
 - » Has posted 5+ rebounds in six of his first nine games.
 - » 10+ points and 5+ rebounds for the fifth time this season and first since doing so in each of the first four contests.
 - » Knocked down a career high four 3-pointers.
 - » Fourth-career game with multiple triples.
 - » Has hit at least one 3-pointer in eight of his first nine games, including six straight.
- **Kylan Boswell** tallied 15 points on 6-11 from the field while adding two rebounds and three assists.
 - » Posted double-figures scoring for the eighth time in nine games this season, and the 32nd time in 44 career games as an Illini.
 - **David Mirkovic** posted 10 points and six rebounds (five offensive) with two assists and a block.
 - » Reached double-figures scoring for the eighth time in his first nine college games.
 - » Back-to-back games with 4+ offensive rebounds
 - » Tied with Keaton Wagler for the team lead with three games with at least four offensive boards this season.
 - » Fourth game of the season with multiple three-pointers
 - » Knocked down first 3-pointers in four games since hitting two vs. #11 Alabama (Nov. 19 at United Center).
 - **Ben Humrichous** posted five rebounds, three blocks and two steals.
 - » Tied his career high with three blocks, his most since Nov. 23, 2024 vs. UMES.
 - » Recorded at least five rebounds for the seventh time in nine games this season.

NOTES FROM GAME 8 VS. #5 UCONN

- **Kylan Boswell** scored a game-high 25 points (8-16 FGs, 7-7 FTs) with nine rebounds and a team-leading three assists.
 - » Fourth game of the season, and seventh of his Illinois career, with 20+ points
 - » Scored in double figures for the seventh time in eight games, and the 31st time in 43 career games as an Illini.
 - » Made two 3-pointers, his fourth game of the season with multiple threes and his first since hitting three in Illinois' win over #11 Texas Tech on Nov. 11.
- **Tomislav Ivisic** posted his first double-double of the season with 11 points and season-high 10 rebounds.
 - » 14th-career game as an Illini with at least 10 rebounds and his 15th-career game as the Illini's leading rebounder
 - » Second straight game in double-figures scoring, third of the season, and 25th of his career.
- **David Mirkovic** finished with eight points and eight rebounds (four offensive) and a pair of assists
 - » First game of his career with fewer than 10 points after reaching double-digits in each of his first seven contests.
 - » Multiple assists in five straight games and six of his first eight games, overall.
 - » Second-most offensive rebounds (4) this season behind the eight he tallied in his 21-rebound game vs. Colgate on Nov. 4
- **Zvonimir Ivisic** recorded a game-high 5 blocks and added four points and four rebounds
 - » Fifth game of the season with multiple blocks, averaging 2.9 blocks per game
- **Mihailo Petrovic** played a career-high 17:34 in his fourth game since returning from injury to start the season.
 - » Dished out two assists and is averaging 2.8 per game through his first four contests.
- **Andrej Stojakovic** was limited to just three points on 1-for-7 shooting
 - » Entered the game as the team's leading scorer at 18.5 ppg

MIRKOVIC'S HISTORIC 20-20 GAME PERFORMANCE

- Fighting Illini freshman **F David Mirkovic** earned his second straight Big Ten Player of the Week with an historic 27-point, 21-rebound double-double in the Illini's win vs. Colgate on Nov. 14.
 - » 21 rebounds are the most by a freshman in school history, breaking **Kofi Cockburn's** record of 17 from 2019-20, and tied for seventh most all-time in

Illinois history.

- » He posted the first 20 pts-20 reb game by an Illini in 53 seasons, since **Nick Weatherspoon** (37 pts, 22 reb) vs. DePauw on Dec. 2, 1972.
- » Recorded his third double-double of the season and has a team-leading four entering the Dec. 6 matchup vs. #13 Tennessee.
- » Became just the fourth freshman nationally in the last 21 years to record at least 27 points and 21 rebounds in a game: Marvin Bagley III for Duke (12/30/17 vs. Florida State), Michael Beasley twice for Kansas State (11/9/07 vs. Sacramento State and 11/17/07 vs. Western Illinois), and Kevin Durant for Texas (1/31/07 at Texas Tech).
- » Scored his first 20-point game of the season/of his career, and the fourth of seven consecutive game of 10+ points to start his career.
- » Eclipsed the 10-rebound mark in the first half, the third time in four games to open his career that he has posted double-digit boards.

ILLINI ROSTER AT A GLANCE

- Illinois' 2025-26 roster returns key contributors in guard **Kylan Boswell**, center **Tomislav Ivisic**, forward **Ben Humrichous** and forward **Jake Davis**. Those four collected 45% of the Illini's minutes a year ago, which included 41% of the team's points and 43% of its rebounds.
- The Fighting Illini added six newcomers that were rated as four-star additions by 247.
- Joining the mix are a pair of impact college transfers in forward **Zvonimir Ivisic** from Arkansas – Tomislav's twin brother – and guard **Andrej Stojakovic** from Cal.
- Illinois has continued its successful recruiting run in Europe with two more standout acquisitions in point guard **Mihailo Petrovic** of Serbia and forward **David Mirkovic** of Montenegro.
- A pair of promising freshmen from the U.S. high school ranks also look to make an immediate impact: guard **Keaton Wagler**, the 2025 Kansas Gatorade Player of the Year, and guard **Brandon Lee**, the No. 7 scorer in the state of New Jersey.
- The Illini also return junior wing **Ty Rodgers** and freshman **Jason Jakstys**, both coming off redshirt seasons, and **AJ Redd**. Rodgers is currently sidelined with a knee injury, while Jakstys is in his first action for the Illini. Redd, a senior, is a former manager who joined the Illini roster midway through his freshman campaign.
- In addition, the Illini added freshman guard **Blake Fagbemi**, a local product from Naperville who helped lead Benet Academy to the 2025 IHSA Class 4A state title at State Farm Center.
- The exciting mix of talent, experience, skill, and youth has the Illini ranked sixth in kenpom entering the season.

PRESEASON ACCOLADES

- Senior **Kylan Boswell** and juniors **Andrej Stojakovic** and **Tomislav Ivisic** have been recognized as national awards candidates.
 - » **Boswell** in on the 20-man watch list for the Jerry West Award, presented to the nation's top shooting guard.
 - » **Ivisic** is on the 20-man watch list for the Kareem Abdul-Jabbar Award going to the nation's top center.
 - » **Stojakovic** is listed on the watch list for the Julius Erving Award as one of the nation's top 20 small forwards
 - » **Ivisic** and **Stojakovic** are also on the 50-man watch list for the Naismith Trophy Men's College Player of the Year.
 - » **Stojakovic** is on the 50-player watch list for the John R. Wooden Award.
- **Boswell** started 34 games last year in his first season with the Illini, averaging 12.3 points, 4.8 rebounds and 3.4 assists. He scored in double figures 24 times and was at his best down the stretch, averaging nearly 17 points over the final eight games of the season with highlight performances of 23 points and six assists in the NCAA Second Round vs. Kentucky and career-high 24 points with seven assists in the Big Ten Tournament Second-Round win over Iowa.
- **Ivisic** was the Illini's second-leading scorer and leading rebounder and shot blocker last year, averaging 13.0 points, 7.7 rebounds, and 1.2 blocks in his first collegiate season. He ranked fourth in the Big Ten with 11 double-doubles and registered five games of 20+ points. He also shot a team-best 35.7% from 3-point range, connecting on 55-of-154 behind the arc. Ivisic combined for nine made triples during the NCAA Tournament, hitting four in the first-round win over Xavier en route to a 20-point, 10-rebound double-double, then draining five in the second round vs. Kentucky as part of a 19-point, 6-rebound, 4-block performance.
- **Stojakovic** was the sixth-leading scorer in the ACC last year during his sophomore season at Cal, averaging 17.9 points. In addition to his scoring, he also averaged

4.7 rebounds and 1.8 assists and led Cal in blocks with an average of 1.2 bpg. Stojakovic scored in double figures in 25 of 29 games with 13 performances of 20+ points. He earned a spot on the ACC All-Tournament First Team, averaging 33 points on 57% shooting in a pair of postseason contests. Stojakovic erupted for a career-high 37 points vs. Stanford after opening the tournament with 29 points in a win over Virginia Tech.

HIGH-SCORING ILLINI

- Under head coach **Brad Underwood**, the Fighting Illini have regularly produced some of the most potent offensive team's in program history.
- The Illini closed the 2024-25 season as the highest-scoring team in the Big Ten Conference, averaging 83.6 points per game. It was Illinois' highest scoring average in 31 years, since the 1993-94 team put up 84.0 points per game.
- Through 11 games, the Illini are averaging 87.8 points per game, on pace to challenge for a top-3 mark in program history behind 1964-65 (92.2 ppg) and 1955-56 (90.7 ppg).
- Illinois scored 80+ points in each of their first seven games of the season - including back-to-back games of 113 points to open the season. It marked the program's longest streak of 80+ points since the Flyin' Illini did so in 12 consecutive contests to open the season in 1988-89.
- Entering Braggin' Rights vs. Mizzou on Monday, the Illini have scored at least 70 points in 10 off 11 contests with an 8-2 record.

UNDERWOOD FOURTH ON ILLINI WINS LIST, THIRD IN BIG TEN WINS

- Now in his ninth season in charge of the Fighting Illini, **Brad Underwood** ranks fourth all-time in win in program history behind Lou Henson, Harry Combes, and Bruce Weber:

All-Time Wins By An Illini Head Coach		
1. Lou Henson	423	21 years (1976-96)
2. Harry Combes	316	20 years (1948-67)
3. Bruce Weber	210	9 years (2004-12)
4. Brad Underwood	173	9th year (2018-)

- Underwood is up to third place, meanwhile, among Illinois coaches all-time with 93 Big Ten wins:

All-Time Big Ten Wins By An Illini Head Coach		
1. Lou Henson	214	21 years (1976-96)
2. Harry Combes	174	20 years (1948-67)
3. Brad Underwood	93	9th year (2018-)

SEASON TICKETS SOLD OUT AT STATE FARM CENTER

- Support for the Fighting Illini men's basketball program has reached new heights under head coach **Brad Underwood** entering the 2025-26 season.
- The allotment of season tickets at State Farm Center — both general public and students — sold out nearly six weeks before the Fighting Illini's season opener.
- Public season tickets sold out for the second consecutive season, while the 3,000 student season-ticket seats sold out for the fifth straight year, this time in a record 18 minutes.
- Single-game tickets are on sale now. Remaining games against Indiana (Feb. 15) and Michigan (Feb. 27) are sold out.
- Illinois has already played in front of three sellout crowds this season: Florida Gulf Coast (Nov. 7), Texas Tech (Nov. 11) and Colgate (Nov. 14).

HIGHLIGHTING ILLINOIS' STRENGTH OF SCHEDULE

- Illinois head coach **Brad Underwood** believes in putting together a rigorous schedule to prepare for Big Ten play, and that has resulted in the Fighting Illini annually competing against some of the nation's strongest schedules over the last eight seasons.
- Since leading the Fighting Illini against kenpom's No. 58 schedule in his first season in 2018, Underwood and the Illini have faced top-25 slates in six of the last seven season:
 - » No. 58 in 2017-18
 - » No. 13 in 2018-19
 - » No. 25 in 2019-20
 - » No. 5 in 2020-21
 - » No. 17 in 2021-22
 - » No. 36 in 2022-23
 - » No. 17 in 2023-24
 - » No. 4 in 2024-25
- The 2025-26 season will be another tough test for the Illini. The Big Ten schedule

includes eight league games against teams that participated in the 2025 NCAA Tournament and five contests against teams in the preseason AP Top 25.

- The Illini are also in the midst of one of the nation's most challenging nonconference slates, which features several matchups against power conference opponents in November and December.
 - » Nov. 11 vs. #11 Texas Tech - W, 81-77
 - » Nov. 19 vs. #11 Alabama - L, 86-90 (Chicago, Ill.)
 - » Nov. 28 vs. #5 UConn - L, 61-74 (New York, N.Y.)
 - » Dec. 6 vs. #13 Tennessee - W, 75-62 (Nashville, Tenn.)
 - » Dec. 22 vs. Missouri (St. Louis, Mo.)
- All five marquee non-conference opponents entered the 2025-26 season on the heels of NCAA Tournament runs, with Alabama (East / 2 Seed), Tennessee (Midwest / 2 Seed), and Texas Tech (West / 3 Seed) all making the Elite 8. UConn (West / 8 Seed) and Missouri (West / 6 Seed) closed in the Round of 32 and Round of 64, respectively.

THE BIG'S BEST

- Entering the 2025-26 season, Illinois ranked tied for the Big Ten lead in conference wins since the start of the 2019-20 season. The Illini are one game behind Purdue following the early-December window of Big Ten games.

Big Ten Wins (Since 2019-20)

1. Purdue	83
2. Illinois	82
3. Michigan State	74
Wisconsin	73
5. Iowa	66

- Illinois' 35 Big Ten road wins since 2019-20 lead the conference:

Big Ten Road Wins (Since 2019-20)

1. Illinois	35
2. Purdue	32
3. Wisconsin	30
4. Michigan State	28
5. Michigan	27

- When including the Big Ten Tournament, Illinois is second in overall wins against B1G opponents since 2019-20, also one back of Purdue through two games this season:

Big Ten Regular Season + B1G Tournament Wins (Since 2019-20)

1. Purdue	90
2. Illinois	89
3. Wisconsin	80
4. Michigan State	78
5. Iowa	72

- The Illini won the 2024 Big Ten Tournament championship as the #2 seed, captured the regular season championship in 2022, and led the conference in wins while adding a B1G Tournament crown in 2021. Illinois' three conference championships since 2020-21 are the tied for first in the league over the last five seasons:

Big Ten Titles (Since 2020-21)

1. Illinois	3 total* (1 regular season, 2 tournament)
Purdue	3 total (2 regular season, 1 tournament)
3. Michigan	2 total (1 regular season*, 1 tournament)
4. Michigan State	1 total (1 regular season)
Wisconsin	1 total (1 regular season)
Iowa	1 total (1 tournament)

** Illinois (16-4) played the full B1G schedule during the 2021 season, winning two more games than Michigan (14-3), but U-M was awarded the league's regular-season championship by virtue of an edge in win percentage of .024.*

WINNING B1G

- Illinois' performance in conference play during the **Brad Underwood** era has reached historic levels of success. The Illini have recorded 81 Big Ten wins over the last six years, a mark that not only leads the league but also is the most in school history over any six-year stretch, four more than the next-best run:

Illinois' Most Big Ten Conference Wins in a Six-Year Period

1. **81 – 2020 (13), 2021 (16), 2022 (15), 2023 (11), 2024 (14), 2025 (12) – Brad Underwood**
 2. 77 – 1984 (15), 1985 (12), 1986 (11), 1987 (13), 1988 (12), 1989 (14) – Lou Henson
 3. **76 – 2019 (7), 2020 (13), 2021 (16), 2022 (15), 2023 (11), 2024 (14) – Underwood**
 4. 74 – 2001 (13), 2002 (11), 2003 (11), 2004 (13), 2005 (15), 2006 (11) – Bill Self (3) / Bruce Weber (3)
74 – 2000 (11), 2001 (13), 2002 (11), 2003 (11), 2004 (13), 2005 (15) – Lon Kruger (1) / Self (3) / Weber (2)
74 – 1983 (11), 1984 (15), 1985 (12), 1986 (11), 1987 (13), 1988 (12) – Henson
- Illinois has produced 21 seasons with 12 or more Big Ten wins in program history, five of which have come in the last six seasons under **Underwood**.

- Underwood now owns Illinois' two all-time winningest Big Ten seasons, three of the top five, four of the top eight, and five of the top 15:

Illinois' Most Single-Season Big Ten Conference Wins

1. 16 Brad Underwood - 2021	T8. 13 Lou Henson - 1987
T2. 15 Brad Underwood - 2022	T8. 13 Harry Combes - 1951
T2. 15 Bruce Weber - 2005	T8. 13 Doug Mills - 1942
T2. 15 Lou Henson - 1984	T15. 12 Brad Underwood - 2025
T5. 14 Brad Underwood - 2024	T15. 12 Lou Henson - 1988
T5. 14 Lou Henson - 1989	T15. 12 Lou Henson - 1985
T5. 14 Harry Combes - 1953	T15. 12 Lou Henson - 1981
T8. 13 Brad Underwood - 2020	T15. 12 Doug Mills - 1943
T8. 13 Bruce Weber - 2004	T15. 12 Ralph R. Jones - 1915
T8. 13 Bill Self - 2001	T15. 12 Harry Combes - 1952
T8. 13 Lon Kruger - 1998	

ILLINI IN THE NBA

- History was made in June for Fighting Illini basketball when freshmen **Kasparas Jakucionis** and **Will Riley** became the first-ever one-and-done players for the Illinois program.
- The Illini stars were selected back-to-back in the first round of the 2025 NBA Draft, with **Jakucionis** taken at No. 20 overall by the Miami Heat and **Riley** going to the Washington Wizards the very next pick at No. 21 as part of a trade with Utah.
- Illinois has now had four players selected in the NBA Draft during head coach **Brad Underwood's** tenure, with **Jakucionis** and **Riley** following **Ayo Dosunmu** in the second round in 2021 (Chicago Bulls) and **Terrence Shannon Jr.** in the first round (Minnesota Timberwolves) in 2024.
- Illinois stands as one of just three programs with multiple first-round picks in the 2025 draft, along with Duke (3) and Rutgers (2). The Illinois' total of three first-round picks over the last two drafts (2024 and 2025) leads the Big Ten and ranks second nationally behind Duke (4) and tied with Baylor and UConn.
- **Jakucionis** led the Illini in scoring and assists, averaging 15.2 ppg and 4.7 apg, and was third on the team in rebounding at 5.7 rpg. He equaled the most points ever scored by an Illini freshman, totaling 494 during his 33 starts, and set UI rookie season records shooting 84.5% from the free throw line and tallying eight 20-point games. **Jakucionis** was a Big Ten All-Freshman Team selection, first-team NABC All-Great Lakes District, second-team All-Big Ten by AP, third-team All-Big Ten by the league coaches and media, and was named Illinois Freshman of the Year.
- **Riley**, averaged 12.6 points, 4.1 rebounds and 2.2 assists while playing in all 35 games. He registered double figures in 13 of the final 15 games, averaging 15.9 ppg over that stretch with five 20-point performances. **Riley** burst onto the scene by scoring 31 points vs. Eastern Illinois to set the Illini freshman debut scoring record. His instant offense for much of the season came from off the bench, culminating in his selection as Big Ten Sixth Man of the Year by the league coaches.
- **Shannon**, in Year 2 with the Timberwolves, was named an All-American by four media outlets after helping leading Illinois to 29 wins, the third-winningest season in school history, and No. 6 ranking in final AP poll in 2024. He earned NCAA All-Region Team honors, leading Illinois to its first Elite Eight appearance since 2005, and was named the Big Ten Tournament Most Outstanding Player. A first-team

All-Big Ten selection by the coaches, media, and AP, Shannon shattered the Illinois all-time single season scoring record, totaling 736 points, ranked third in the NCAA in scoring at 23.0 ppg, and set the Big Ten Tournament's three-game scoring record with an astounding 34.0 points-per-game average (102 total).

- **Dosunmu**, now in his fifth season with the Bulls, averaged 20.1 points, 6.3 rebounds and 5.3 assists during his final season at Illinois in 2021, becoming the first NCAA player since 2010 and just the second Big Ten player since 1993 to average at least 20 points, six rebounds and five assists. He accumulated the most impressive single-season list of accolades ever by an Illini player, highlighted by USA Today National Player of the Year, Bob Cousy Point Guard of the Year, and consensus first-team All-American.

NEW ADDITIONS TO COACHING STAFF

- Head coach **Brad Underwood** made a key addition to his staff this offseason with the addition of assistant coach **Camryn Crocker** and assistant to the head coach **Kevin Kruger**.
- **Crocker** brings a decade of coaching experience to the Fighting Illini staff that already included associate head coach **Orlando Antigua**, a 22-year veteran in Year 2 of his second stint with the Illini (sixth overall at Illinois), and three other assistant coaches: **Geoff Alexander** (ninth year), **Tyler Underwood** (fifth year), and **Zach Hamer** (seventh year).
- **Crocker**, who most recently was an assistant coach at Colgate (2022-25), will serve as the Illini's defensive coordinator alongside roles held by **Alexander** (recruiting coordinator), **Tyler Underwood** (offensive coordinator), and **Hamer** (director of player development)
- **Kruger** returns to Champaign where he lived for four years while his father, College Basketball Hall of Famer Lon Kruger, served as head coach from 1996-2000. Kruger was most recently the head coach at UNLV, where he led the Runnin' Rebels to four straight winning seasons and a record of 76-55.

BIG TEN SCHEDULING DETAILS

- The 18-team Big Ten schedule format, now in its second season, calls for each school to play three teams both home and away, and 14 teams once (seven home and seven away) as part of the 20-game slate:
 - » Illinois' doubles: Maryland, Nebraska, Northwestern
 - » Illinois' home singles: Indiana, Michigan, Minnesota, Oregon, Rutgers, Washington, Wisconsin
 - » Illinois' road singles: Iowa, Michigan State, Ohio State, Penn State, Purdue, UCLA, USC
 - » Illinois will play eight league games against teams that participated in the 2025 NCAA Tournament.

ILLINI WINS IN BRAGGIN' RIGHTS

• 1980 — Illinois 84, #14 Missouri 62

Illinois posted a 22-point victory over Missouri in the first year of the now annual event in St. Louis. Eddie Johnson and Craig Tucker led the way with 20 points apiece as the Illini defeated the 14th-ranked Tigers. Illinois led by five at half-time, but outscored Mizzou 43-26 in the second half..

• 1983 — #20 Illinois 66, Missouri 60

No. 20 Illinois shot nearly 56 percent for the game to reclaim the trophy from Missouri with a 66-60 victory. Efrem Winters tallied 20 points and eight rebounds while George Montgomery added 15 points, nine boards and five assists. Illinois led 60-58 with 19 seconds left when Bruce Douglas made a pair of free throws for a four-point lead. Doug Altenberger then drew a charge with :12 remaining to give the Illini the ball back and seal the victory. This began a string of eight consecutive Braggins' Rights wins for the Illini.

• 1984 — #7 Illinois 65, Missouri 50

7th-ranked Illinois jumped out early and never looked back in securing a 15-point victory. The Illini led 38-19 at halftime. Four Illini scored in double figures with Anthony Welch and Bruce Douglas scoring 12 points each and George Montgomery and Doug Altenberger adding 10 apiece.

• 1985 — #15 Illinois 67, Missouri 55

Ken "Snake" Norman notched the first Illini double-double of the Braggins' Rights series with 22 points and 10 rebounds as No. 15 Illinois won its third in a row over Missouri. Norman made 8-of-10 field goals and added six free throws en route to his 22 points while Anthony Welch contributed 16 points and eight rebounds.

• 1986 — #9 Illinois 92, Missouri 74

The ninth-ranked Illini recorded its fourth win in row over Missouri, 92-74. The 18-point margin stands as the second largest margin of victory for the Illini in the Braggins' Rights series. Ken Norman had another double-double with 24 points and a game-high 12 rebounds. Tony Wysinger also came up big with 18 points and seven assists. Illinois scored the final eight points of the first half to take a 41-30 lead into halftime and never looked back.

• 1987 — Illinois 75, #17 Missouri 63

The Illini shot 50 percent from the game, scoring 31 baskets — all 2-pointers — and outrebounded Missouri 46-33 to post its fifth straight win in the series over the 17th-ranked Tigers. Nick Anderson came off the bench to record a double-double with game-highs of 18 points and 11 rebounds while running-mate Kenny Battle chipped in 15 points and eight boards. Kendall Gill put an exclamation point on the win with a thunderous dunk in traffic with 2:49 left.

• 1988 — #5 Illinois 87, #10 Missouri 84

No. 5 Illinois extended the Braggins' Rights streak to six in a row with a furious come-from-behind win over No. 10 Missouri. The "Flyin' Illini" found themselves down by 18 points late in the first half. They then stormed back, and a 3-pointer by Marcus Liberty gave Illinois its first lead of the game at 54-52 with 11:15 remaining. The Illini took a four-point lead on a 3-point play by Kenny Battle with 2:25 remaining. But Mizzou then took an 84-83 lead on a dunk by Doug Smith with one minute to go. Kenny Battle made two crucial free throws with 26 seconds left to give Illinois an 85-84 lead. Mizzou turned it over on its next possession and Larry Smith's lay-up with four seconds left wrapped up the win. Battle scored 19 of his game-high 28 points in the second half, while Lowell Hamilton added 21 points for the Illini.

• 1989 — #5 Illinois 101, #4 Missouri 93

The 1989 game featured both teams ranked in the Top-5 nationally, with the fifth-ranked Illini defeating No. 4 Missouri 101-93, marking Illinois' seventh win in a row over the Tigers. The Illini shot 53 percent from the field and had five players net double figures, led by 26 points from Marcus Liberty on 8-of-12 shooting. Kendall Gill scored 25 points and Andy Kaufmann added 16. Guard Stephen Bardo recorded a double-double with 10 points and a game-high 12 rebounds. The Illini also got a big lift from center Ervin Small, who came off the bench to score 13 points and record six steals.

• 1990 — Illinois 84, Missouri 81

The 1990 Braggins' Rights game became a shootout between Illinois' Andy Kaufmann and Missouri's Doug Smith. And Kaufmann got the upper hand in leading Illinois' "Young Guns" to its eighth straight win in the series, 84-81. Kaufmann scored a series-record 33 points for the Illini, making 11-of-23 shots. Twenty-one of his 33 points came from behind the arc, as Kaufmann nailed 7-of-14 three-pointers. While Kaufmann was the Illini star, Deon Thomas was just as important, scoring 23 points with eight rebounds and four blocks. The game was back-and-forth throughout the second half. Illinois went ahead 79-73 on a Larry Smith breakaway with 2:28 left. Missouri cut it to two with under 30 seconds to play on a 3-pointer, but Tom Michael made one free throw with :15 left to make it a 3-point game. Missouri missed a pair of potential game-tying 3-pointers in the final 10 seconds.

• 1995 — #14 Illinois 96, #15 Missouri 85 (OT)

No. 14 Illinois improved to 8-0 on the season, defeating No. 15 Missouri in overtime in Lou Henson's final Braggins' Rights game. The UI win snapped a four-year Missouri winning streak. Six of the nine Illini players who entered the game scored in double figures, led by Kiwane Garris' 23 points. Garris shot just 4-of-17 from the field, but connected on 15-of-16 free throws. The Illini were up by as many as 10 in the second half before Missouri came back. The game was tied at 75-all when MU's Corey Tate missed a pair of free throws with :37 left. Garris then had his potential game-winning layup blocked by Julian Winfield, forcing OT. Jerry Hester became the Illini spark, hitting a pair of 3-pointers and putting the finishing touches on the win with a dunk at the end as Illinois outscored Mizzou 21-10 in the overtime period.

• 1996 — Illinois 85, Missouri 69

Defense was the difference as Illinois rolled to an 85-69 win in Lon Kruger's first Braggins' Rights game. The Illini used an aggressive, fullcourt press to grab 12 steals and help force Missouri into 27 turnovers on the night. Kiwane Garris was one of four Illini in double figures, scoring 15 to go along with 14 points apiece from Chris Gandy and Bryant Notree.

• 2000 — #5 Illinois 86, Missouri 81 (OT)

Fifth-ranked Illinois ended its three-year losing streak to Missouri by defeating the Tigers 86-81 in overtime in Bill Self's first Braggins' Rights game. Brian Cook scored a game-high 25 points, 23 of which came in the first half, and was one of four Illini to finish in double figures. Frank Williams scored 14 of his 18 points in the second half and overtime. Williams twice tied the game in the final 1:30 on consecutive baskets, the second forcing overtime. His 3-point play with two minutes left in overtime gave the Illini a seven-point advantage and secured the win.

• 2001 — #9 Illinois 72, #8 Missouri 61

Anticipation for the 2001 Braggins' Rights game was at an all-time high, with both teams ranked in the Top-10 nationally. Illinois shot 50 percent for the game and held Mizzou to just 36 percent shooting, including 26 percent from 3-point range. Frank Williams scored 16 of his 22 points in the second half, which included a stretch of four straight field goals, to lead the Illini to victory. Illinois made 8-of-10 free throws in the final 1:08 to secure the win.

• 2002 — #12 Illinois 85, #11 Missouri 70

In the most recent Braggins' Rights meeting of undefeated teams, No. 12 Illini remained unbeaten on the year with an 85-70 win over No. 11 Missouri, making it three in a row over the Tigers. Dee Brown scored a game-high 21 points and had seven assists, while Brian Cook added 17 points, nine rebounds and five assists. The Illini shot 45 percent, held Missouri to 37.7 percent shooting, and outrebounded the Tigers 42-32.

• 2003 — #21 Illinois 71, #11 Missouri 70

Illinois was able to record its fourth consecutive Braggins' Rights win, despite not having Deron Williams in the lineup (broken jaw). Dee Brown scored 18 points and had six assists and six rebounds, while James Augustine added a double-double with 14 points and 10 rebounds. Illinois never trailed in the game after a red-hot start, leading by as many as 21 points in the first half. But Missouri chipped away in the second half, tying it at 67-all with 1:30 left on a 3-pointer by Travon Bryant. Nick Smith then fed Augustine for a go-ahead lay-up with :57 left. Smith stole a pass on the ensuing possession to give the Illini the ball back. After missing two free throws, Dee Brown got his own rebound and this time made a pair of free throws with :18 left to make it a four-point game. A 3-pointer by Missouri's Jimmy McKinney with four-tenths of a second left made the final margin one point.

• 2004 — #1 Illinois 70, Missouri 64

Top-ranked Illinois kept its perfect start in tact, improving to 11-0 with its fifth consecutive Braggins' Rights win over Missouri. The Illini led by 15 points at halftime before Mizzou made a comeback, cutting the UI lead to as few as four points. But Illinois made 11-of-12 from the free throw line down the stretch to win by six in its first game of the season decided by single digits. Luther Head scored 20 points and Deron Williams added 19 points and five assists to lead the Illini.

• 2005 — #6 Illinois 82, Missouri 50

Sixth-ranked Illinois improved to 12-0 on the year with a dominating 82-50 win over Missouri, the Illini's sixth straight victory over the Tigers. The 32-point margin of victory marked the largest for either team in the history of the Braggins' Rights series. Illinois' seniors led the way as Dee Brown scored a game-high 17 points with seven assists and two steals while James Augustine added 12 points, eight rebounds, three assists and three steals.

• 2006 — Illinois 73, Missouri 70

Illinois captured its seventh straight Braggins' Rights game, grabbing a three-point victory in a game that featured six ties and 10 lead changes. Shaun Pruitt was one of four Illini in double figures, scoring 19 points to go along with a game-high nine rebounds. Jamar Smith came off the bench to score 17 while Warren Carter had 12 and Brian Randle added with 10.

ILLINI WINS IN BRAGGIN' RIGHTS

• 2007 – Illinois 59, Missouri 58

Illinois recorded its eighth-consecutive victory over Missouri, defeating the Tigers 59-58 on a game-winning offensive rebound basket by Shaun Pruitt with 35 seconds left. Pruitt led the Illini with 14 points and eight rebounds while Trent Meacham had 13 points, five rebounds and a game-high five assists and Brian Randle added 11 points and eight boards.

• 2008 – Illinois 75, #25 Missouri 59

Illinois brought home the Braggin' Rights trophy for a school- and series-record ninth straight year, defeating Missouri by 16 points. Illinois jumped out to a double-digit lead nine minutes into the game, led 40-22 at halftime, and enjoyed a 64-40 advantage with six minutes remaining. Trent Meacham had a game-high 23 points while Demetri McCamey scored 20, including 18 in the first half.

• 2013 – Illinois 65, #23 Missouri 64

Illinois snapped Missouri's four-year Braggin' Rights winning streak with a thrilling one-point victory in a game that featured 15 lead changes and six ties. The lead changed hands five times alone during the last four minutes, with the Illini winning it on a pair of Tracy Abrams free throws with 4.6 seconds left. Abrams led the Illini with 22 points and six rebounds while Rayvonte Rice added 14 points.

• 2014 – Illinois 62, Missouri 59

Illinois came out on top for the second straight year in a tightly contested Braggin' Rights game, winning it on Rayvonte Rice's step back, fade away 3-pointer as time expired, the first buzzer beater in the history of the series. In a game where the margin never extended beyond two possessions, Rice came up big during crunch time, scoring 11 of Illinois' last 17 points over the final nine minutes. Rice led the Illini with a game-high 19 points and seven rebounds. Ahmad Starks added 13 points and Malcolm Hill also recorded double digits with 10.

• 2015 – Illinois 68, Missouri 63

Illinois won its third straight in the series, holding off a late Missouri rally. After the Illini dominated the first half and grew its lead to as many as 20 points, Mizzou fought back late in the contest, pulling to within five points. That's when Michael Finke hit a big 3-pointer from the corner to put Illinois ahead 60-52, and the Illini made 8-of-10 free throws in the final 40 seconds to seal the win. Malcolm Hill scored a game-high 21 points to go along with five rebounds, three assists and two steals. Kendrick Nunn had 19 points and 11 rebounds and Michael Finke tallied 16 points.

• 2016 – Illinois 75, Missouri 66

Illinois led from start to finish for its fourth-straight Braggin' Rights win. Illinois shot 49 percent from the field, made 7-of-17 three-pointers (41.2 percent), and won the battle on the glass, 38-29. St. Louis area product Malcolm Hill (Belleville, Ill.) scored a game-high 21 points and Maverick Morgan recorded a double-double with a season-high 19 points and career-high 11 boards.

• 2017 – Illinois 70, Missouri 64

Illinois claimed the Braggin' Rights trophy for the fifth year in a row. The Illini dominated the first half, opening up a 42-22 lead over the first 20 minutes. Mizzou got within seven late in the game, but freshman Trent Frazier scored the Illini's last seven points to close out the victory. Frazier led the Illini with 22 points while Leron Black had 20 points and seven rebounds.

• 2021 – Illinois 88, Missouri 63

Illinois had one of its most dominant performances in series history, leading by as many as 37 before recording a 25-point win to snap a three-game skid against the Tigers. The Illini shot 57% for the game, including 48% from behind the arc with 12 three-pointers, setting team highs in the Braggin' Rights in all three categories. Kofi Cockburn had game-high 25 points with 14 rebounds, the most boards by an Illini in the series. Alfonso Plummer added 22 points.

• 2023 – #13 Illinois 97, Missouri 73

The 13th-ranked Fighting Illini, led by Terrence Shannon Jr.'s 30-point, 11-rebound double-double, led for the final 39 minutes of the contest en route to a 24-point victory in the 43rd playing of Braggin' Rights. In addition to Shannon's game-high 30 points, Quincy Guerrier added 28 points and eight rebounds, Coleman Hawkins posted 15 points and seven boards, and Marcus Domask recorded 10 points, seven rebounds and a game-high seven assists. The Illini knocked down 11 3-pointers in the contest, and posted a 51-35 rebounding edge.

• 2024 – Illinois 80, Missouri 77

Illinois secured its second consecutive Braggin' Rights victory behind a game-high 21 points from freshman guard Kasparas Jakucionis, including the game-winning basket with 28 seconds remaining. Following Jakucionis' bucket, Kylan Boswell tallied the final of his 16 points at the free-throw line with eight seconds left and Mizzou's 3-point attempt to tie the game missed the mark. Tre White added 13 points for the Illini, while Tomislav Ivisic posted a double-double with 11 points and 10 rebounds. Illinois knocked down 22 of 23 attempts at the free-throw line, and outrebounded the Tigers by a 42-30 margin.

TOP ILLINI PERFORMERS IN BRAGGIN' RIGHTS

Eddie Johnson — Scored game-high 20 points and had seven rebounds in his lone Braggin' Rights game in 1980, an Illini victory.

Craig Tucker — Totaled 43 points (21.5 avg.) in two Braggin' Rights games, with game-high 20 points in 1980 and team-high 23 points in 1981.

Efrem Winters — Had game-high 20 points and eight rebounds in 1983, and nine points and game-high nine boards in 1984. Averaged 10.4 points and 6.3 rebounds in three Braggin' Rights games, all Illini victories.

Ken Norman — Had back-to-back double-doubles with game-highs of 22 points on 8-of-10 shooting and 10 rebounds in 1985, and team-high 24 points with game-high 12 rebounds in 1986. Averaged 16 points and 7.3 rebounds in three Braggin' Rights games, all UI wins.

Kenny Battle — Had 15 points, eight rebounds and two steals in 1987 and game-high 28 points with six rebounds and game-high four steals in 1988. Averaged 21.5 points, seven rebounds and three steals in two Braggin' Rights wins.

Nick Anderson — Had double-double with game-highs of 18 points and 11 rebounds in 1987, and had eight points and game-high 10 rebounds in 1988. Averaged 13 points and 10.5 rebounds in two Braggin' Rights wins.

Andy Kaufmann — Scored 68 points in three Braggin' Rights games. Average of 22.7 ppg is the best by an Illini player in the series. Scored 16 points in 1989. Had game-high 33 points in 1990, making 7-of-14 3-pointers, highs by a UI player. Also had eight rebounds, game-high seven assists and two steals to go along with his 33-point effort in 1990, which is arguably the finest performance by an Illini player in the Braggin' Rights series. Had game-high 19 points in 1992.

Kendall Gill — Scored in double figures in three of four Braggin' Rights games, all UI wins, with 10 points in 1987, 11 points in 1988 and 25 points in 1989. Totaled 54 points in four games, an average of 13.5 ppg.

Marcus Liberty — Totaled 35 points in two games (17.5 average), both Illini wins. Had nine points off the bench in 1988 and scored a game-high 26 points on 8-12 shooting with nine rebounds in 1989.

Deon Thomas — Illinois' all-time leading rebounder in the Braggin' Rights series with 37 rebounds. Averaged 17.8 points (71 total) and 9.3 rebounds per game for the series, scoring in double figures all four years. Had 23 points,

eight rebounds and four blocks in 1990, double-double of 12 points and a game-high 10 rebounds in 1991, another double-double with 17 points and game-high 11 rebounds in 1992, and 19 points and eight rebounds in 1993.

Kiwane Garriss — Illinois' all-time leading scorer in the Braggin' Rights series with 79 points. Averaged 19.8 points, 5.3 rebounds and 6.8 assists in four games. Scored game-high 31 points with seven rebounds and six assists in 1993. Had 23 points with eight rebounds and eight assists in 1995, and had 15 points with nine assists in 1996. His nine assists in '96 are the most by a UI player in the series.

Richard Keene — Totaled 52 points in four Braggin' Rights games, an average of 13 ppg. Scored in double figures in three of four games. Best game came as a senior in 1995 when he had 14 points, seven rebounds, seven assists and two steals.

Cory Bradford — Scored 51 points in four Braggin' Rights games, averaging 12.8 ppg. Had a game-high 17 points in 1998, and led the Illini with 19 points in 1999.

Frank Williams — Scored 51 points in three Braggin' Rights games, an average of 17.0 points. Reached double figures all three years, with 11 points in 1999, 18 points and game-high five assists in 2000, and game-high 22 points with four assists and three steals in 2001. Illini won two of the three games he played in.

Brian Cook — Averaged 14.8 points and 7.3 rebounds in the Braggin' Rights series. Had a double-double with a game-high 25 points and 11 rebounds in 2000, 12 points with eight rebounds in 2001, and 17 points with a game-high nine rebounds in 2002. Three of the four games he played in were Illini wins.

Luther Head — Totaled 47 points in four Braggin' Rights games (11.8 avg.), all UI victories. Had 10 points off the bench in 2002, and led Illini with team-high 20 points in 2004, along with seven rebounds and four steals.

Deron Williams — Averaged 13.5 points in pair of Illini wins in 2002 and 2004 (did not play due to broken jaw in 2003). Had 19 points and five assists in 2004.

Dee Brown — Scored 67 points (16.8 average) and averaged 6.3 assists in four Braggin' Rights games, all Illini victories. Scored a game-high 21 points with seven assists in 2002, had 18 points with six assists and six rebounds in 2003, had 11 points, five assists and three steals in 2004, and capped off his run with a game-high 17 points and seven assists as a senior in 2005.

Shaun Pruitt — Averaged 12.7 points and 7.0 rebounds in three Illini wins from 2005-07. Totaled 19 points and a game-high nine rebounds in 2006 and recorded 14 points and eight boards, including the game-winning basket with 35 seconds left, in 2007.

Demetri McCamey — Totaled 51 points and 17 assists in four games, averages of 12.8 points and 4.3 assists. Scored in double figures in last three contests, led by 20 points in 2008.

Brandon Paul — Averaged 15.0 points and 6.5 boards in the series. Scored game-high 23 points in 2012 and recorded first career double-double with game-high 19 points along with 10 rebounds in 2011.

Rayvonte Rice — Averaged 16.5 points and 5.5 rebounds in two Illini wins. Tallied 14 points and four rebounds in 2013 and game-high 19 points with seven boards in 2014. His game-winning 3-pointer in 2014 was first buzzer beater in Braggin' Rights history.

Malcolm Hill — Totaled 52 points in four Braggin' Rights wins, averaging 17.3 points over his last three games. Scored a game-high 21 points in back-to-back games in 2015 and 2016.

Ayo Dosunmu — Averaged 19.7 points in three games. Set Braggin' Rights scoring record in 2020 with 36 points, going 13-of-20 from the field and 9-of-12 from the foul line. Game-high 21 points in 2019.

Kofi Cockburn — Averaged 19.0 points and 7.3 rebounds in three games, scoring at least 13 points in all three contests. Recorded a double-double in 2021 victory, scoring game-high 25 points with 14 boards to break the Illini single-game Braggin' Rights rebounding record.

Trent Frazier — Totaled 74 points over five games, averaging 14.8 points. Scored 22 points as a freshman in 2017 win, and tallied 28 points in 2018. Concluded Braggin' Rights career with 15 points in 2021 win.

Terrence Shannon Jr. — Averaged 26.0 points, 9.0 rebounds, and 4.5 assists in 35.5 minutes per game in two Braggin' Rights appearances (2022 and 2023). In the 2023 game, led the Illini to dominant 97-73 victory, with 30-point, 11-rebound double-double, while also adding a team-leading two blocks and two steals, and ranking second on the team with four assists.

Illinois Individual Bests in Braggin' Rights

Total Points	36, Ayo Dosunmu, 2020
Field Goals	13, Ayo Dosunmu, 2020
Field Goal Att.	23, Andy Kaufmann, 1990
Field Goal Pct. (min. 8 att.)	1.000 (9-9), Joseph Bertrand, 2011
3-Point Field Goals	7, Andy Kaufmann, 1990
3-Point Field Goal Att.	14, Andy Kaufmann, 1990
3-Point Field Goal Pct. (min. 5 att.)	.800 (4-5), Jerry Hester, 1995
	.800 (4-5), Sergio McClain, 1998
Free Throws	15, Kiwane Garriss, 1995
Free Throw Att.	22, Kiwane Garriss, 1993
Free Throw Pct. (min. 10 att.)	1.000 (10-10), Andy Kaufmann, 1992
	1.000 (10-10), Brian Cook, 2002
Offensive Rebounds	8, Mike Tisdale, 2010
Defensive Rebounds	11, Kofi Cockburn, 2021
Total Rebounds	14, Kofi Cockburn, 2021
Assists	9, Kiwane Garriss, 1996
Blocks	4, Deon Thomas, 1990
Steals	6, Ervin Small, 1989
Minutes	51, Kiwane Garriss, 1993

Illinois Team Bests in Braggin' Rights

Total Points	107, 1993
Field Goals	36, 1980
	36, 1989
Field Goal Att.	79, 1993
Field Goal Pct.	.569 (33-58), 2021
3-Point Field Goals	12, 2021
3-Point Field Goal Att.	33, 2023
3-Point Field Goal Pct. (min. 10 att.)	.480 (12-25), 2021
Free Throws	32, 1993
Free Throw Att.	51, 1993
Free Throw Pct. (min. 15 att.)	.957 (22-23), 2024
Total Rebounds	53, 1993
Offensive Rebounds	22, 1993
Defensive Rebounds	35, 2023
Assists	24, 1986
Blocks	7, 1980
Steals	13, 1989
Minutes	275, 1993



THE UNDERWOOD FILE

HOMETOWN

McPherson, Kan.

FAMILY

Wife, Susan

Son, Tyler; Daughters, Katie & Ashley

EDUCATION

Kansas State University,
B.S., Radio & TV Communications, 1986

PLAYING EXPERIENCE

1983 Hardin-Simmons University

1984 Independence Community College

1985-86 Kansas State University

COACHING EXPERIENCE

1988 (1 YR) Graduate Assistant Coach
Hardin-Simmons University

1989 (1 YR) Assistant Coach
Dodge City Community College

1990-93 (4 YRS) Head Coach
Dodge City Community College

1994-2003 (10 YRS) Assistant Coach
Western Illinois University

2004-06 (3 YRS) Head Coach
Daytona Beach Community College

2007 (1 YR) Director of Operations
Kansas State University

2008-11 (4 YRS) Assistant Coach
Kansas State University

2012 (1 YR) Associate Head Coach
Kansas State University

2013 (1 YR) Associate Head Coach
University of South Carolina

2014-16 (3 YRS) Head Coach
Stephen F. Austin University

2017 (1 YR) Head Coach
Oklahoma State University

2018- (9TH YR) Head Coach
University of Illinois

HEAD COACH BRAD UNDERWOOD

9TH YEAR AT ILLINOIS // 13TH YEAR AS DIV. I HEAD COACH // 39TH YEAR IN COACHING

Brad Underwood has reinvigorated Illinois Basketball, bringing the Fighting Illini back to the national stage and building a championship program during his tenure in Champaign.

Underwood is the 18th head coach in Illinois history, hired in March 2017 as the Richmond Family Endowed Men's Head Basketball Coach. He has won more than 68 percent of his games during his 12 years as a Division I head coach, recording 10 seasons with at least 20 wins. Underwood has made nine appearances in the NCAA Tournament, with a 10th precluded by the cancellation of the 2020 postseason due to COVID-19.

The Big Ten has been the nation's preeminent conference in recent years. Yet no team has fared better during this stretch than the Fighting Illini, who are 81-39 in Big Ten play the last six years of the Underwood era. Over that time, Illinois is tied for the most wins in league play (81) while owning the most league road wins (34) and tied for the most regular season and conference tournament wins combined (88). The Illini are the only program, meanwhile, with a winning Big Ten record in each of the last six years.

The 81 victories in Big Ten play mark the winningest six-year run in school history, with Underwood claiming Illinois' two all-time winningest Big Ten seasons (16 in 2021, 15 in 2022), three of the top five (14 in 2024), four of the top eight (13 in 2020), and five of the top 15 (12 in 2025) during this stretch.

Underwood has led Illinois to three Big Ten championships in the last five years, tied for most in the conference. He is the lone Illini coach, one of three active league coaches, and one of seven coaches in conference history to win multiple Big Ten Tournament titles, hoisting trophies in 2021 and 2024. He also directed the Illini to the 2022 Big Ten regular season crown, and in addition led Illinois to the most wins in the league in 2021.

Underwood's three Big Ten titles is tied for second-most in program history and trails only Harry Combes, who totaled four over his 20-year career. Underwood has joined Lou Henson as the only coaches in school history to lead the Orange and Blue to at least five consecutive NCAA Tournament appearances. His sixth, meanwhile, was precluded by the cancellation of the 2020 postseason due to COVID-19.

Illinois is one of only three Big Ten teams, and 13 teams nationally, to participate in each of the last five NCAA Tournaments. Illinois has earned a top 4 seed three times during this stretch, highlighted by the fourth No. 1 seed in school history in 2021. Illinois is one of 12 programs to advance in NCAA Tournament play at least four of the last five years highlighted by its 2024 run to the Elite Eight, the first Regional Final appearance for the UI program since 2005.

Underwood is coming off another successful season in 2025, his eighth in Champaign. Despite losing all five starters and its top eight leading scorers from an NCAA Elite Eight team in 2024, Illinois spent the majority of the 2024-25 season ranked in the Top 25, totaled 22 victories on the year, made its fifth straight NCAA Tournament appearance — advancing to the Round of 32 — and finished the year ranked 17th in kenpom. Perhaps its most impres-

sive feat is that despite playing a top-10 rated schedule, Illinois recorded its sixth straight 20-win regular season, standing as one of just four teams nationally to carry that streak.

Underwood's 2025 squad was once again known for its prolific offense. Illinois averaged 83.6 points per game, its highest scoring average in the last 31 years. The Illini topped 80 points 22 times, going 21-1 in those games. Standout offensive performances included the 109-77 win at No. 9 Oregon, the largest margin of victory in NCAA history by a road team against a top-10 opponent, the 106-94 win over Iowa to set the program's Big Ten Tournament single-game scoring record, and the 94-69 win at Indiana that marked the most points ever scored by a visiting team in a regulation game at Assembly Hall.

The Illini were led by newcomers, with the roster ranking 300th nationally and second-to-last among power five teams in Division I experience. Two of those newcomers would go on to make history, as freshmen Kasparas Jakucionis and Will Riley became Illinois' first ever one-and-done players when they were selected back-to-back in the first round of the 2025 NBA Draft. It marked the first time in 20 years, and just the third time in program history, that Illinois had two first-round picks in the same draft.

Illinois hoisted a conference trophy for the third time in Underwood's seventh year at the helm in 2024, winning the Big Ten Tournament Championship in Minneapolis. Underwood became the first Illinois coach to win multiple Big Ten Tournaments, claiming two in a span of just four years. That followed a runner-up finish during the regular season where the Illini went 14-6 in conference play.

The Illini went 29-9 overall, with the 29 victories ranking as the third-winningest season in program history. Illinois earned a No. 3 seed in the NCAA Tournament and won three games to advance to the East Regional Final, marking the program's first Elite Eight appearance since 2005. Upon making his first trip to the NCAA second weekend, Underwood led the Orange and Blue to a victory over No. 2 seed Iowa State in the Sweet 16 as Illinois recorded just its second NCAA Tournament win ever over a top-two seed.

Illinois ended the year at No. 6 in the Associated Press poll, marking its second top-10 final ranking in four years and fourth top-25 finish in five years. The 2023-24 offense was Illinois' most efficient in the kenpom era, placing third nationally at 1.255 points per possession. The Illini averaged 83.4 points per game, its highest scoring average in 30 years. Illinois had two first-team All-Big Ten selections for the second time in the Underwood era in seniors Terrence Shannon Jr. and Marcus Domask. Shannon was the nation's third-leading scorer at 23.0 ppg, the highest average by an Illini player in 51 years.

Brad and his wife, Susan, have a son, Tyler, and two daughters, Katie and Ashley. Tyler, who played four seasons for the Illini while earning three degrees, is an assistant coach/offensive coordinator on the Illinois staff. Katie also is a U of I graduate, and Ashley graduated from Miami-Ohio.

Complete Underwood Bio Available at [FightingIllini.com](https://fightingillini.com)

UNDERWOOD'S DIVISION I HEAD COACHING RECORD

Season	School	Overall	Conf. (Finish)	Postseason
2013-14	Stephen F. Austin	32-3	18-0 (1st)	NCAA Round of 32
2014-15	Stephen F. Austin	29-5	17-1 (1st)	NCAA First Round
2015-16	Stephen F. Austin	28-6	18-0 (1st)	NCAA Round of 32
2016-17	Oklahoma State	20-13	9-9 (5th)	NCAA First Round
2017-18	Illinois	14-18	4-14 (11th)	—
2018-19	Illinois	12-21	7-13 (10th)	—
2019-20	Illinois	21-10	13-7 (4th)	Canceled Due to COVID-19
2020-21	Illinois	24-7	16-4 (2nd*)	NCAA Round of 32
2021-22	Illinois	23-10	15-5 (1st)	NCAA Round of 32
2022-23	Illinois	20-13	11-9 (5th)	NCAA First Round
2023-24	Illinois	29-9	14-6 (2nd)	NCAA Elite Eight
2024-25	Illinois	22-13	12-8 (7th)	NCAA Round of 32
2025-26	Illinois	8-3	1-1	
At Illinois	9th Year	173-104 (.625)		
Career	13th Year	282-131 (.683)		

*Illinois led the Big Ten in wins while playing the full conference schedule in 2021, but because of an uneven number of games played, finished as runner-up by a winning percentage differential of .024



4 KYLAN BOSWELL

SENIOR // GUARD // 6-2 // 215
CHAMPAIGN, ILL. // AZ COMPASS PREP // ARIZONA

PRONUNCIATION

KYE-len BOZ-well

2025-26

- Jerry West Shooting Guard of the Year watch list candidate
- 20 points (3-6 3FG) with three rebounds and three assists vs. #23 Nebraska
- 15 points (6-11 FG) and three assists in win vs. #13 Tennessee (12/6)
- Game-high 25 points (7-7 FT), nine rebounds and three assists vs. #5 UConn (11/29)
- 11 points (4-5 FG) and three assists vs. Long Island (11/22)
- 22 points and season-high seven assists vs. #11 Alabama (11/19)
- 11 points, four rebounds, and a team-high four assists in win vs. Colgate (11/14)
- Eclipsed 1,000 career points with 22 points (9-12 FTs) in win over #11 Texas Tech (11/11)
- Second-career double-double with a career-high 31 points (4-7 3FGs, 11-13 FTs) and a career-high-tying 10 rebounds vs. Florida Gulf Coast (11/7)
- 10 points, five rebounds, and game-high five assists in opener vs. Jackson State (11/3)

2024-25

- Started 34 of 35 games, averaging 12.3 points, 4.8 rebounds and 3.4 assists
- Scored in double figures 24 times, including each of the final eight games (16.9 ppg)
- Game-high 23 points (9-14 FGs) and six assists in NCAA Tourney Round 2 vs. #18 Kentucky (3/23)
- 15 points (3-4 3FGs) and five rebounds in NCAA Tournament First Round win over Xavier (3/21)
- 14 points in Big Ten Tournament Quarterfinal vs. #11 Maryland (3/14)
- Career-high 24 points (10-14 FGs, 4-7 3FGs) and game-high seven assists in Big Ten Tournament Second Round win over Iowa (3/13)

- 15 points, four rebounds, and five assists in win over #18 Purdue (3/7)
- 17 points and nine rebounds (five offensive) with four assists and career-high two blocks in win at #15 Michigan (3/2)
- 15 points, four rebounds and team-high seven assists in win over Iowa (2/25)
- 14 points (5-8 FGs, 3-3 FTs) in lone game off bench in win over Ohio State (2/2)
- Game-high 17 points (9-10 FTs) with six rebounds and four assists in win over Northwestern (1/26)
- 14 points and a team-high nine rebounds (three offensive) vs. Maryland (1/23)
- 13 points, game-high nine rebounds and and four assists at Michigan State (1/19)
- 22 points with seven rebounds and three steals in win at Indiana (1/14)
- 10 points, eight rebounds, six assists, and tied career high with five steals vs. USC (1/11)
- 14 points (all in second half) in just 22 minutes in win at Washington (1/5)
- 15 points while making 4-of-5 three-pointers in win at #9 Oregon (1/2)
- Recorded a triple-double in win over Chicago State (12/29), registering 18 points, career-high 10 rebounds, and career-high 10 assists
- 16 points, nine rebounds, and game-high five assists in Braggins' Rights win vs. Missouri (12/22), also setting career highs in free throws made and attempted (11-of-12)
- 19 points in win over #20 Wisconsin (12/10)
- 18 points with six assists and five boards in win over #19 Arkansas in Kansas City (11/28)
- 17 points and seven rebounds vs. #8 Alabama (11/20)

PERSONAL

- Born April 18, 2005
- Majoring in communication

GAME-BY-GAME STATISTICS

Date	Opponent	GS	MIN	FIELD GOALS		THREES		FREE THROWS		REBOUNDS			PF	A	TO	B	S	POINTS		
				FG	FG%	3FG	3%	FT	FT%	OFF	DEF	REB						PTS	PPG	
11/03/25	Jackson State	*	28	4-9	.444	2-5	.400	0-1	.000	1	4	5	5.0	2	5	1	0	2	10	10.0
11/07/25	FGCU	*	28	8-13	.615	4-7	.571	11-13	.846	3	7	10	7.5	4	3	1	0	0	31	20.5
11/11/25	Texas Tech	*	38	5-10	.500	3-5	.600	9-12	.750	0	2	2	5.7	4	3	4	0	1	22	21.0
11/14/25	Colgate	*	30	5-16	.313	1-6	.167	0-0	.000	1	3	4	5.3	2	4	1	0	2	11	18.5
11/19/25	vs Alabama	*	33	8-18	.444	0-4	.000	6-7	.857	1	3	4	5.0	4	7	1	0	1	22	19.2
11/22/25	Long Island	*	30	4-5	.800	1-2	.500	2-2	1.000	2	0	2	4.5	2	3	2	0	1	11	17.8
11/24/25	UTRGV	*	25	1-5	.200	0-4	.000	4-4	1.000	2	0	2	4.1	4	3	1	0	0	6	16.1
11/28/25	vs UConn	*	39	8-16	.500	2-8	.250	7-7	1.000	2	7	9	4.8	2	3	1	0	0	25	17.3
12/06/25	vs Tennessee	*	36	6-11	.545	0-3	.000	3-6	.500	0	2	2	4.4	1	3	1	0	0	15	17.0
12/09/25	at Ohio State	*	31	1-4	.250	1-2	.500	1-2	.500	3	1	4	4.4	4	1	1	0	0	4	15.7
12/13/25	Nebraska	*	37	5-9	.556	3-6	.500	7-9	.778	2	1	3	4.3	1	3	0	0	0	20	16.1
12/22/25	vs Missouri																			
12/29/25	Southern																			
01/03/26	at Penn State																			
01/08/26	Rutgers																			
01/11/26	at Iowa																			
01/14/26	at Northwestern																			
01/17/26	Minnesota																			
01/21/26	Maryland																			
01/24/26	at Purdue																			
01/29/26	Washington																			
02/01/26	at Nebraska																			
02/04/26	Northwestern																			
02/07/26	at Michigan State																			
02/10/26	Wisconsin																			
02/15/26	Indiana																			
02/18/26	at USC																			
02/21/26	at UCLA																			
02/27/26	Michigan																			
03/03/26	Oregon																			
03/08/26	at Maryland																			

CAREER HIGHS

PTS: 31
vs. Florida Gulf Coast (11/7/25)

FG: 10
vs. Iowa (3/13/25)

FG ATT: 19
vs. Long Beach St. (3/21/24)

3-PT: 5
vs. Oregon (3/2/24)

3-PT ATT: 9 (twice)
last vs. UMES (11/23/24)

FT: 11 (twice)
last vs. Florida Gulf Coast (11/7/25)

FT ATT: 13
vs. Florida Gulf Coast (11/7/25)

REB: 10 (three times)
last vs. Florida Gulf Coast (11/7/25)

AST: 10
vs. Chicago State (12/29/24)

STL: 5 (twice)
last vs. USC (1/11/25)

BLK: 2
at Michigan (3/2/25)

MIN: 41:24
at Northwestern (12/6/24)

SEASON HIGHS

PTS: 31
vs. Florida Gulf Coast (11/7/25)

FG: 8 (three times)
last vs. UConn (11/28/25)

FG ATT: 18
vs. Alabama (11/19/25)

3-PT: 4
vs. Florida Gulf Coast (11/7/25)

3-PT ATT: 8
vs. UConn (11/28/25)

FT: 11
vs. Florida Gulf Coast (11/7/25)

FT ATT: 13
vs. Florida Gulf Coast (11/7/25)

REB: 10
vs. Florida Gulf Coast (11/7/25)

AST: 7
vs. Alabama (11/19/25)

STL: 2 (twice)
last vs. Colgate (11/14/25)

BLK: 0

MIN: 39:27
vs. UConn (11/28/25)

CAREER STATISTICS AT ARIZONA

	G	GS	MIN	AVG	FIELD GOALS			THREE-POINTERS			FREE THROWS			REBOUNDS				PF	FO	AST	AST/G	TO	BLK	STL	PTS	PPG
					FG	FGA	PCT	3PM	3PA	PCT	FTM	FTA	PCT	OREB.	DREB.	REB.	AVG.									
2022-23	35	0	532	15.2	58	129	.450	30	77	.390	15	19	.789	5	50	55	1.6	41	0	57	1.6	29	0	26	161	4.6
2023-24	36	35	968	26.9	125	316	.396	66	174	.380	31	39	.795	11	73	84	2.3	47	0	130	3.6	61	4	50	347	9.6
Total	71	35	1500	21.1	183	445	.411	96	251	.382	46	58	.793	16	123	139	2.0	88	0	187	2.6	90	4	76	508	7.2

CAREER STATISTICS AT ILLINOIS

2024-25	35	34	1083	30.9	141	330	.427	35	143	.245	113	143	.790	46	123	169	4.8	63	0	119	3.4	74	9	39	430	12.3
2025-26	11	11	355	32.3	55	116	.474	17	52	.327	50	63	.794	17	30	47	4.3	30	0	38	3.5	14	0	7	177	16.1
Total	46	45	1438	31.3	196	446	.439	52	195	.267	163	206	.791	63	153	216	4.7	93	0	157	3.4	88	9	46	607	13.2

COMBINED CAREER STATISTICS

Total	117	80	2,939	25.1	379	891	.425	148	446	.332	209	264	.792	79	276	355	3.0	181	0	343	2.9	178	13	122	1115	9.5
-------	-----	----	-------	------	-----	-----	------	-----	-----	------	-----	-----	------	----	-----	-----	-----	-----	---	-----	-----	-----	----	-----	------	-----



15 JAKE DAVIS

JUNIOR // FORWARD // 6-6 // 215

MCCORDSVILLE, IND. // CATHEDRAL H.S. // MERCER

2025-26

- Season-high tying four rebounds with three points vs. Long Island (11/22)
- 13 points, his most as an Illini, with four rebounds and four assists while starting the opener vs. Jackson State (11/3)

PERSONAL

- Born Nov. 2, 2004
- Majoring in agricultural and consumer economics

2024-25

- Appeared in 32 games with one start
- Averaged 3.0 points while shooting 34.4% from 3-point range (22-64)
- Three assists in Big Ten Tournament Quarterfinal vs. #11 Maryland (3/14)
- Eight points (3-3 FGS, 2-2 3FG) in win at #15 Michigan (3/2)
- Six points in first Illini start at #11 Wisconsin before leaving game due to illness (2/18)
- Eight points with two 3-pointers vs. #11 Michigan State (2/15)
- Five points (2-3 FGs, 1-2 3FGs) with an assist in win over UCLA (2/11)
- Seven points (3-3 FGs, 1-1 3FGs) with two rebounds and a block in win at Minnesota (2/8)
- Season-high tying four rebounds and knocked down a 3-pointer for the fourth-straight game, in season-most 19 minutes at Nebraska (1/30)
- 11 points and season-most three 3-pointers in win over Northwestern (1/26)
- Nine points, three rebounds and an assist in 16 minutes vs. USC (1/11)
- Season-high 12 points (5-6 FGs, 2-2 3FGs) – all in the first half – with three rebounds in win at #9 Oregon (1/2)
- Six points and three rebounds (2 offensive) in win over Chicago State (12/29)
- Three-pointer in win over #19 Arkansas in Kansas City (11/28)
- Knocked down first points of his Illini career with a 3-pointer vs. SIUE (11/8)

GAME-BY-GAME STATISTICS

Date	Opponent	GS	MIN	FIELD GOALS		THREES		FREE THROWS		REBOUNDS				PF		A	TO	B	S	POINTS	
				FG	FG%	3FG	3%	FT	FT%	OFF	DEF	REB	RPG	PF	PTS					PPG	
11/03/25	Jackson State	*	28	5-11	.455	3-8	.375	0-0	.000	3	1	4	4.0	1	4	0	0	1	13	13.0	
11/07/25	FGCU	*	24	1-4	.250	1-4	.250	0-0	.000	0	2	2	3.0	2	0	0	0	3	8.0		
11/11/25	Texas Tech	*	15	0-0	.000	0-0	.000	0-0	.000	0	1	1	2.3	0	0	0	0	0	5.3		
11/14/25	Colgate		25	1-5	.200	1-5	.200	2-2	1.000	2	1	3	2.5	2	0	0	1	0	5	5.3	
11/19/25	vs Alabama		2	0-0	.000	0-0	.000	0-0	.000	0	0	0	2.0	1	0	0	0	0	0	4.2	
11/22/25	Long Island		14	1-4	.250	1-2	.500	0-0	.000	3	1	4	2.3	0	0	0	0	3	4.0		
11/24/25	UTRGV		10	1-1	1.000	1-1	1.000	0-0	.000	0	0	0	2.0	1	0	0	0	3	3.9		
11/28/25	vs UConn		9	0-1	.000	0-1	.000	0-0	.000	0	0	0	1.8	1	0	0	0	0	0	3.4	
12/06/25	vs Tennessee		7	1-1	1.000	1-1	1.000	0-0	.000	0	1	1	1.7	1	0	0	0	3	3.3		
12/09/25	at Ohio State		4	1-1	1.000	0-0	.000	0-0	.000	0	1	1	1.6	3	0	0	0	2	3.2		
12/13/25	Nebraska		18	2-5	.400	1-4	.250	0-1	.000	1	2	3	1.7	2	1	0	0	5	3.4		
12/22/25	vs Missouri																				
12/29/25	Southern																				
01/03/26	at Penn State																				
01/08/26	Rutgers																				
01/11/26	at Iowa																				
01/14/26	at Northwestern																				
01/17/26	Minnesota																				
01/21/26	Maryland																				
01/24/26	at Purdue																				
01/29/26	Washington																				
02/01/26	at Nebraska																				
02/04/26	Northwestern																				
02/07/26	at Michigan State																				
02/10/26	Wisconsin																				
02/15/26	Indiana																				
02/18/26	at USC																				
02/21/26	at UCLA																				
02/27/26	Michigan																				
03/03/26	Oregon																				
03/08/26	at Maryland																				

CAREER HIGHS

PTS: 26
vs. Georgia St. (12/9/23)

FG: 10
vs. Georgia St. (12/9/23)

FG ATT: 13
vs. Georgia St. (12/9/23)

3-PT: 5
vs. UNC Greensboro (2/24/24)

3-PT ATT: 9
vs. Samford (3/9/24)

FT: 5
at Samford (1/20/24)

FT ATT: 6
vs. Thomas GA (12/21/23)

REB: 9
9 at Samford (1/20/24)

AST: 5
vs. The Citadel (2/21/24)

STL: 2 (seven times)
last at Furman (3/2/24)

BLK: 2 (three times)
last at Furman (3/2/24)

MIN: 37:08
vs. Georgia St. (12/9/23)

SEASON HIGHS

PTS: 13
vs. Jackson State (11/3/25)

FG: 5
vs. Jackson State (11/3/25)

FG ATT: 11
vs. Jackson State (11/3/25)

3-PT: 3
vs. Jackson State (11/3/25)

3-PT ATT: 8
vs. Jackson State (11/3/25)

FT: 2
vs. Colgate (11/14/25)

FT ATT: 2
vs. Colgate (11/14/25)

REB: 4 (twice)
last vs. Long Island (11/22/25)

AST: 4
vs. Jackson State (11/3/25)

STL: 1
vs. Jackson State (11/3/25)

BLK: 1
vs. Colgate (11/14/25)

MIN: 28:32
vs. Jackson State (11/3/25)

CAREER STATISTICS AT MERCER

	G	GS	MIN	AVG	FIELD GOALS			THREE-POINTERS			FREE THROWS			OREB.	REBOUNDS			PF	FO	AST	AST/G	TO	BLK	STL	PTS	PPG
					FG	FGA	PCT	3PM	3PA	PCT.	FTM	FTA	PCT.		DREB.	DREB.	REB.									
2023-24	33	25	943	28.6	99	236	.419	60	155	.387	39	46	.848	28	119	147	4.5	88	1	36	1.1	44	14	24	297	9.0

CAREER STATISTICS AT ILLINOIS

2024-25	32	1	301	9.4	35	85	.412	22	64	.344	3	6	.500	17	28	45	1.4	39	1	10	0.3	8	5	1	95	3.0
2025-26	11	3	156	14.2	13	33	.394	9	26	.346	2	3	.667	9	10	19	1.7	14	0	5	0.5	0	1	1	37	3.4
Total	43	4	457	10.6	48	118	.407	31	90	.344	5	9	.556	26	38	64	1.5	53	1	15	0.3	8	6	2	132	3.1

COMBINED CAREER STATISTICS

Total	76	29	1,400	18.4	147	354	.415	91	245	.371	44	55	.800	54	157	211	2.8	141	2	51	0.7	52	20	26	429	5.6
-------	----	----	-------	------	-----	-----	------	----	-----	------	----	----	------	----	-----	-----	-----	-----	---	----	-----	----	----	----	-----	-----



8 BLAKE FAGBEMI

FRESHMAN // GUARD // 6-0 // 180

NAPERVILLE, ILL. // BENET ACADEMY

PRONUNCIATION
fag-BEH-me

- 2025-26**
- Two rebounds in three minutes vs. Long Island (11/22)
 - Two assists in five minutes vs. Florida Gulf Coast (11/7)
 - Two points, three rebounds and an assist in 14 minutes in collegiate debut vs. Jackson State (11/3)

- HIGH SCHOOL**
- Led Benet Academy to a 33-5 record and 2025 IHSA Class 4A state title won at State Farm Center
 - Averaged 12.6 points, 5.3 rebounds and 6.6 assists as a senior
 - Posted 14 points, four rebounds, and six assists in Benet's 55-54 victory over Warren Township in the state championship game
 - 2025 East Suburban Catholic Conference Player of the Year
 - Class 4A All-State second team honors from the Illinois Basketball Coaches Association
 - 2025 Chicago Sun-Times All-Area Team

- PERSONAL**
- Born July 25, 2007
 - Enrolled in the Division of Exploratory Studies
 - Older brother, Brayden, plays basketball at UC Davis

GAME-BY-GAME STATISTICS

Date	Opponent	GS	MIN	FIELD GOALS		THREES		FREE THROWS		REBOUNDS				POINTS				
				FG	FG%	3FG	3%	FT	FT%	OFF	DEF	REB	RPG	PF	A	TO	B	S
11/03/25	Jackson State	14	1-3	.333	0-0	.000	0-0	.000	1	2	3	3.0	1	1	0	0	2	2.0
11/07/25	FGCU	5	0-0	.000	0-0	.000	0-0	.000	0	1	1	2.0	0	2	0	0	0	1.0
11/11/25	Texas Tech	DNP																
11/14/25	Colgate	DNP																
11/19/25	vs Alabama	DNP																
11/22/25	Long Island	3	0-0	.000	0-0	.000	0-0	.000	0	2	2	2.0	0	0	0	0	0	0.7
11/24/25	UTRGV	DNP																
11/28/25	vs UConn	DNP																
12/06/25	vs Tennessee	DNP																
12/09/25	at Ohio State	DNP																
12/13/25	Nebraska	DNP																
12/22/25	vs Missouri																	
12/29/25	Southern																	
01/03/26	at Penn State																	
01/08/26	Rutgers																	
01/11/26	at Iowa																	
01/14/26	at Northwestern																	
01/17/26	Minnesota																	
01/21/26	Maryland																	
01/24/26	at Purdue																	
01/29/26	Washington																	
02/01/26	at Nebraska																	
02/04/26	Northwestern																	
02/07/26	at Michigan State																	
02/10/26	Wisconsin																	
02/15/26	Indiana																	
02/18/26	at USC																	
02/21/26	at UCLA																	
02/27/26	Michigan																	
03/03/26	Oregon																	
03/08/26	at Maryland																	

CAREER/SEASON HIGHS

PTS: 2
vs. Jackson State (11/3/25)

FG: 1
vs. Jackson State (11/3/25)

FG ATT: 3
vs. Jackson State (11/3/25)

3-PT: 0

3-PT ATT: 0

FT: 0

FT ATT: 0

REB: 3
vs. Jackson State (11/3/25)

AST: 2
vs. Florida Gulf Coast (11/7/25)

STL: 0

BLK: 0

MIN: 13:56
vs. Jackson State (11/3/25)

CAREER STATISTICS

2025-26	G	GS	MIN	AVG	FIELD GOALS			THREE-POINTERS			FREE THROWS			REBOUNDS			AVG.	PF	FO	AST	AST/G	TO	BLK	STL	PTS	PPG
					FG	FGA	PCT	3PM	3PA	PCT.	FTM	FTA	PCT.	OREB.	DREB.	REB.										
2025-26	3	0	22	7.3	1	3	.333	0	0	.000	0	0	.000	1	5	6	2.0	1	0	3	1.0	1	0	0	2	0.7



3 BEN HUMRICHOUS

GRADUATE STUDENT // FORWARD // 6-9 // 235

TIPTON, IND. // TIPTON H.S. // HUNTINGTON // EVANSVILLE

PRONUNCIATION

HUM-rick-house

2025-26

- Career-high tying three blocks with five rebounds and a season-high two steals in win vs. #13 Tennessee (12/6)
- Seven rebounds with two blocks vs. UTRGV (11/24)
- 11 points, six rebounds (3 offensive), two blocks and a steal vs. #11 Alabama (11/19)
- 10 points, five rebounds and season-high two blocks vs. Colgate (11/14)
- Nine points, five rebounds and two assists vs. Florida Gulf Coast (11/7)
- Tied for team lead with 21 points, matching his high as an Illini, on 5-9 shooting from 3-point range in opener vs. Jackson State (11/3)

2024-25

- Played in all 35 games with 26 starts, averaging 7.6 points and 3.8 rebounds
- Led team with 62 3-pointers, making triples in 29 of 35 games
- Scored in double figures 10 times, led by season-high 21 points over Penn State (1/8)
- Seven points, including two key second-half 3-pointers, in win over #18 Purdue (3/7)
- Nine points (3 3FGs) with five rebounds in win at #15 Michigan (3/2)
- Six points (2-2 3FGs) and career-high-tying three steals in win over Iowa (2/25)
- 13 points (3-6 3FGs) with four rebounds at #11 Wisconsin (2/18)
- Six points and six rebounds vs. #11 Michigan State (2/15)
- Nine points (2 3FGs) and three rebounds in win over UCLA (2/11)
- Nine points (2 3FGs), six rebounds and season-high four assists in win at Minnesota (2/8)

- 14 points (3 3FGs) and five rebounds (3 offensive) at Rutgers (2/5)
- Seven rebounds and two blocks at Nebraska (1/30)
- 14 points (4-9 3FGs) with four rebounds in win over Northwestern (1/26)
- Six points, four rebounds and two assists at Michigan State (1/19)
- Seven points and five rebounds in win at Indiana (1/14)
- Team-high 15 points (3 3FGs) with five rebounds vs. USC (1/11)
- Season-high 21 points, nine rebounds, and tied career high with five 3-pointers made in win over Penn State (1/8)

- Seven points, six rebounds and two steals in win at Washington (1/5)
- 18 points (4-7 3FGs) in win at #9 Oregon (1/2)
- Nine points on 3-for-4 three-pointers in win over #19 Arkansas in Kansas City (11/28)
- Nine points, four boards and career-high three blocks in win over UMES (11/23)
- 11 points with three 3-pointers vs. #8 Alabama (11/20)
- 10 points and six rebounds in win over Oakland (11/13)
- 15 points, tying a career high with five 3-pointers, in win over SIUE (11/8)
- 14 points and five rebounds in Illinois debut vs. Eastern Illinois (11/4)

PERSONAL

- Born July 28, 2002
- Pursuing graduate certificate in business analytics
- Earned master's degree from Illinois in recreation, sport, and tourism
- Earned bachelor's degree from Huntington in mathematics

GAME-BY-GAME STATISTICS

Date	Opponent	GS	MIN	FIELD GOALS		THREES		FREE THROWS		REBOUNDS				PF	A	TO	B	S	POINTS	
				FG	FG%	3FG	3%	FT	FT%	OFF	DEF	REB	RPG						PTS	PPG
11/03/25	Jackson State	20	6-11	.545	5-9	.556	4-6	.667	1	4	5	5.0	0	2	0	0	0	21	21.0	
11/07/25	FGCU	23	3-7	.429	1-5	.200	2-2	1.000	1	4	5	5.0	1	2	0	0	0	9	15.0	
11/11/25	Texas Tech	23	1-5	.200	1-4	.250	0-0	.000	0	6	6	5.3	1	0	0	0	0	3	11.0	
11/14/25	Colgate	24	4-9	.444	2-6	.333	0-0	.000	3	2	5	5.3	0	1	0	2	0	10	10.8	
11/19/25	vs Alabama	26	3-9	.333	3-8	.375	2-2	1.000	3	3	6	5.4	4	0	0	2	1	11	10.8	
11/22/25	Long Island	17	2-4	.500	1-3	.333	1-2	.500	1	2	3	5.0	2	1	0	1	1	6	10.0	
11/24/25	UTRGV	20	0-2	.000	0-2	.000	0-0	.000	0	7	7	5.3	1	1	0	2	0	0	8.6	
11/28/25	vs UConn	25	1-4	.250	1-3	.333	2-2	1.000	1	0	1	4.8	1	0	0	0	1	5	8.1	
12/06/25	vs Tennessee	27	0-0	.000	0-0	.000	2-2	1.000	1	4	5	4.8	2	1	1	3	2	2	7.4	
12/09/25	at Ohio State	20	0-2	.000	0-2	.000	0-0	.000	0	3	3	4.6	3	2	0	1	0	0	6.7	
12/13/25	Nebraska	16	1-3	.333	1-3	.333	0-0	.000	1	2	3	4.5	0	0	0	0	0	3	6.4	
12/22/25	vs Missouri																			
12/29/25	Southern																			
01/03/26	at Penn State																			
01/08/26	Rutgers																			
01/11/26	at Iowa																			
01/14/26	at Northwestern																			
01/17/26	Minnesota																			
01/21/26	Maryland																			
01/24/26	at Purdue																			
01/29/26	Washington																			
02/01/26	at Nebraska																			
02/04/26	Northwestern																			
02/07/26	at Michigan State																			
02/10/26	Wisconsin																			
02/15/26	Indiana																			
02/18/26	at USC																			
02/21/26	at UCLA																			
02/27/26	Michigan																			
03/03/26	Oregon																			
03/08/26	at Maryland																			

CAREER HIGHS

PTS: 28
at Chattanooga (11/24/23)

FG: 11 (twice)
last vs. SEMO (11/25/23)

FG ATT: 21
at Chattanooga (11/24/23)

3-PT: 5 (six times)
last vs. Jackson State (11/3/25)

3-PT ATT: 12 (twice)
last at Illinois State (2/18/24)

FT: 7
vs. UT Martin (12/18/23)

FT ATT: 9
vs. UT Martin (12/18/23)

REB: 11
vs. Illinois State (3/7/24)

AST: 6
at UIC (2/21/24)

STL: 3 (twice)
last vs. Iowa (2/25/25)

BLK: 3 (three times)
last vs. Tennessee (12/6/25)

MIN: 42:29
at Chattanooga (11/24/23)

SEASON HIGHS

PTS: 21
vs. Jackson State (11/3/25)

FG: 6
vs. Jackson State (11/3/25)

FG ATT: 11
vs. Jackson State (11/3/25)

3-PT: 5
vs. Jackson State (11/3/25)

3-PT ATT: 9
vs. Jackson State (11/3/25)

FT: 4
vs. Jackson State (11/3/25)

FT ATT: 6
vs. Jackson State (11/3/25)

REB: 7
vs. UTRGV (11/24/25)

AST: 2 (three times)
last at Ohio State (12/9/25)

STL: 2
vs. Tennessee (12/6/25)

BLK: 3
vs. Tennessee (12/6/25)

MIN: 26:59
vs. Tennessee (12/6/25)

CAREER STATISTICS AT EVANSVILLE

	G	GS	MIN	AVG	FIELD GOALS			THREE-POINTERS			FREE THROWS			OREB.	REBOUNDS		AVG.	PF	FO	AST	AST/G	TO	BLK	STL	PTS	PPG
2023-24	24	24	710	29.6	FG	FGA	PCT	3PM	3PA	PCT	FTM	FTA	PCT	23	90	113	4.7	28	0	45	1.9	29	21	17	352	14.7

CAREER STATISTICS AT ILLINOIS

2024-25	35	26	901	25.7	90	240	.375	62	181	.343	24	34	.706	41	93	134	3.8	52	0	31	0.9	17	23	16	266	7.6
2025-26	11	0	241	21.9	21	56	.375	15	45	.333	13	16	.813	12	37	49	4.5	15	0	10	0.9	1	11	5	70	6.4
Total	46	26	1142	24.8	111	296	.375	77	226	.341	37	50	.740	53	130	183	4.0	67	0	41	0.9	18	34	21	336	7.3

COMBINED CAREER STATISTICS

Total	70	50	1,852	26.5	234	550	.425	130	354	.367	90	120	.750	76	220	296	4.2	95	0	86	1.2	47	55	38	688	9.8
-------	----	----	-------	------	-----	-----	------	-----	-----	------	----	-----	------	----	-----	-----	-----	----	---	----	-----	----	----	----	-----	-----



13 TOMISLAV IVUSIC

JUNIOR // CENTER // 7-1 // 255

VODICE, CROATIA // SC DERBY

PRONUNCIATION

TOM-is-lahv EE-ve-sitch

2025-26

- Naismith Trophy Men's College Player of the Year watch list candidate
- Kareem Abdul-Jabbar Center of the Year watch list candidate
- 16 points (7-13 FG), five rebounds and three assists in win vs. #13 Tennessee (12/6)
- Double-double with 11 points (4-4 FT) and 10 rebounds vs. #5 UConn
- 10 points, five rebounds and two assists vs. UTRGV (11/24)
- Nine points, four rebounds and two assists vs. Long Island (11/22)
- Missed three games (11/7, 11/11, 11/14) due to knee injury
- Tied for team lead with 21 points (9-12 FG, 3-6 3FG) in opener vs. Jackson State (11/3)

2024-25

- Honorable Mention All-Big Ten (media)
- Played in 32 games with 31 starts
- Led the team in rebounding (7.7 rpg) and blocked shots (1.2 bpg) while ranking second in scoring (13.0 ppg)
- Scored in double figures 21 times, with five games of 20+ points
- Team-high 11 double-doubles (fourth in Big Ten)
- Broke own NCAA Tournament record for 3-pointers by a 7-footer (5), finishing with 19 points, six rebounds, and career-high four blocks in Second Round vs. #18 Kentucky (3/23)
- Made four three-pointers and tallied 11th double-double of season with 20 points and 10 rebounds in NCAA Tournament First Round win over Xavier (3/21)
- Double-double with 19 points and 10 boards and career-high six assists in Big Ten Tournament Second Round win over Iowa (3/13)
- 14 points, six rebounds and three assists in win over #18 Purdue (3/7)
- Seven points with five assists in win at #15 Michigan (3/2)
- Game-high 22 points and five assists in win over Iowa (2/25)
- 16 points (4-6 3FGs) and seven rebounds in win over UCLA (2/11)

- Ninth double-double of the season (18 points, 11 rebounds) on a season-best 8-for-9 shooting in win at Minnesota (2/8)
- Returned to Illini lineup after three-game absence due to mono and posted eighth double-double with 12 points and 10 rebounds in win over Ohio State (2/2)
- Seventh double-double with 17 points and game-high 11 boards in win at Indiana (1/14)
- Nine points (2 3FGs) and nine rebounds with two blocks at Washington (1/5)
- Eight points (2 3FGs) and eight rebounds (three offensive) in road win at #9 Oregon (1/2)
- Career-high 23 points and had five assists vs. Chicago State (12/29)
- Sixth double-double with 11 points and game-high 10 rebounds in Braggin' Rights win over Missouri (12/22)
- Team-high 12 rebounds vs. #1 Tennessee (12/14)
- Game-high 11 rebounds with nine points in win over #20 Wisconsin (12/10)
- Fifth double-double - 15 points and game-high 12 rebounds - with five assists in Big Ten debut at Northwestern (12/6)
- Fourth double-double with 21 points, including a career-high six 3-pointers (6-9 3FGs), and game-high 10 rebounds, in matchup with twin brother Zvonimir and win over #19 Arkansas in Kansas City (11/28)
- Third double-double with 16 points and game-high 11 boards in win over Little Rock (11/25)
- Second double-double with 14 points and team-high 10 rebounds vs. #8 Alabama (11/20)
- 20 points and four steals in win over Oakland (11/13)
- Team-high 18 points with seven boards and two blocks in win over SIUE (11/8)
- Double-double with 14 points and career-high 14 rebounds in debut vs. Eastern Illinois (11/4)

PERSONAL

- Born Aug. 9, 2003
- Majoring in communication

GAME-BY-GAME STATISTICS

Date	Opponent	GS	MIN	FIELD GOALS		THREES		FREE THROWS		REBOUNDS								POINTS	
				FG	FG%	3FG	3%	FT	FT%	OFF	DEF	TOT	RPG	PF	A	T	B	S	PTS
11/03/25	Jackson State	*	23	9-12	.750	3-6	.500	0-2	.000	2	2	4	4.0	1	0	4	0	21	21.0
11/07/25	FGCU			DNP - Inj.															
11/11/25	Texas Tech			DNP - Inj.															
11/14/25	Colgate			DNP - Inj.															
11/19/25	vs Alabama		14	1-2	.500	1-2	.500	0-0	.000	1	2	3	3.5	2	0	2	0	3	12.0
11/22/25	Long Island	*	20	4-6	.667	0-1	.000	1-2	.500	2	2	4	3.7	0	2	2	1	9	11.0
11/24/25	UTRGV	*	22	3-7	.429	2-6	.333	2-3	.667	1	4	5	4.0	2	2	2	0	10	10.8
11/28/25	vs UConn	*	25	3-5	.600	1-3	.333	4-4	1.000	1	9	10	5.2	3	0	1	0	11	10.8
12/06/25	vs Tennessee	*	31	7-13	.538	2-6	.333	0-0	.000	2	3	5	5.2	1	3	0	1	16	11.7
12/09/25	at Ohio State	*	27	2-9	.222	1-6	.167	2-2	1.000	1	1	2	4.7	1	2	0	1	7	11.0
12/13/25	Nebraska	*	29	1-3	.333	1-3	.333	0-1	.000	2	3	5	4.8	2	2	1	2	3	10.0
12/22/25	vs Missouri																		
12/29/25	Southern																		
01/03/26	at Penn State																		
01/08/26	Rutgers																		
01/11/26	at Iowa																		
01/14/26	at Northwestern																		
01/17/26	Minnesota																		
01/21/26	Maryland																		
01/24/26	at Purdue																		
01/29/26	Washington																		
02/01/26	at Nebraska																		
02/04/26	Northwestern																		
02/07/26	at Michigan State																		
02/10/26	Wisconsin																		
02/15/26	Indiana																		
02/18/26	at USC																		
02/21/26	at UCLA																		
02/27/26	Michigan																		
03/03/26	Oregon																		
03/08/26	at Maryland																		

CAREER HIGHS

PTS: 23
vs. Chicago State (12/29/24)

FG: 9 (four times)
last vs. Jackson State (11/3/25)

FG ATT: 15
vs. Xavier (3/21/25)

3-PT: 6
vs. Arkansas (11/28/24)

3-PT ATT: 9 (twice)
last vs. Xavier (3/21/25)

FT: 7
vs. Eastern Illinois (11/4/24)

FT ATT: 9
vs. Eastern Illinois (11/4/24)

REB: 14
vs. Eastern Illinois (11/4/24)

AST: 6
vs. Iowa (3/13/25)

STL: 4
vs. Oakland (11/13/24)

BLK: 3 (three times)
last vs. Duke (2/22/25)

MIN: 38:05
at Northwestern (12/6/24)

SEASON HIGHS

PTS: 21
vs. Jackson State (11/3/25)

FG: 9
vs. Jackson State (11/3/25)

FG ATT: 13
vs. Tennessee (12/6/25)

3-PT: 3
vs. Jackson State (11/3/25)

3-PT ATT: 6 (five times)
last at Ohio State (12/9/25)

FT: 4
vs. UConn (11/28/25)

FT ATT: 4
vs. UConn (11/28/25)

REB: 10
vs. UConn (11/28/25)

AST: 3
vs. Tennessee (12/6/25)

STL: 1 (three times)
last vs. Nebraska (12/13/25)

BLK: 2
vs. Nebraska (12/13/25)

MIN: 31:10
vs. Tennessee (12/6/25)

CAREER STATISTICS

					FIELD GOALS			THREE-POINTERS			FREE THROWS			REBOUNDS		AVG.	PF	FO	AST	AST/G	TO	BLK	STL	PTS	PPG	
	G	GS	MIN	AVG	FG	FGA	PCT	3PM	3PA	PCT.	FTM	FTA	PCT.	OREB.	DREB.											REB.
2024-25	32	31	860	26.9	156	317	.492	55	154	.357	48	64	.750	57	189	246	7.7	76	1	72	2.3	51	39	18	415	13.0
2025-26	8	7	191	23.9	30	57	.526	11	33	.333	9	14	.643	12	26	38	4.8	12	0	11	1.4	12	5	3	80	10.0
Total	40	38	1051	26.3	186	374	.497	66	187	.353	57	78	.731	69	215	284	7.1	88	1	83	2.1	63	44	21	495	12.4



44 ZVONIMIR IVUSIC

JUNIOR // FORWARD/CENTER // 7-2 // 250

VOVICE, CROATIA // SC DERBY // KENTUCKY // ARKANSAS

PRONUNCIATION

ZVON-uh-meer EE-ve-sitch

2025-26

- Seven points (3-5 FG) and three rebounds in 10 minutes vs. #23 Nebraska (12/13)
- 13 points (3-4 FT), eight rebounds, and one block in win at Ohio State (12/9)
- Eight points in nine minutes on 3-3 FG (2-2 3FG) in win vs. #13 Tennessee (12/6)
- Game-high five blocks with four points and one steal vs. #5 UConn (11/28)
- 10 points, seven rebounds and a block vs. UTRGV (11/24)
- Eight points, four boards, four blocks, three steals and two assists vs. Long Island (11/22)
- 11 points and team-high seven rebounds and three blocks in win over #11 Texas Tech (11/11)
- 16 points, nine rebounds and seven blocks - tied for second-most blocks in program history - in first Illini start vs. Florida Gulf Coast (11/7)
- Nine rebounds and four points in 19 minutes in Illini debut vs. Jackson State (11/3)

2024-25 (AT ARKANSAS)

- Played in 35 games with 19 starts as a sophomore at Arkansas
- Helped lead the Razorbacks to an NCAA Sweet 16 appearance
- Averaged 8.5 points and 4.3 rebounds in 19 minutes per game
- Shot a team-best 37.6% (47-125) from 3-point range
- Registered a team-high 66 blocks (1.9 per game), ranking second in the SEC
- Ranked 16th nationally in block percentage (10.47%) by kenpom

- Scored in double-figures 16 times with three 20-point games, all during SEC play
- Career-high 27 points vs. No. 3 Alabama (2/8/25)
- 25 points on 10-of-13 shooting with four blocks vs. LSU (2/12/25)
- 19 points behind career-high six 3-pointers (6-7 3FG) while also setting career highs with five blocked shots and three steals vs. Troy (11/13/24)
- Recorded first career double double with 14 points and 10 rebounds at Missouri (1/18/25)
- Career high 12 rebounds at Texas (2/5/25)

PERSONAL

- Born Aug. 9, 2003
- Majoring in communication

GAME-BY-GAME STATISTICS

Date	Opponent	GS	MIN	FIELD GOALS		THREES		FREE THROWS		REBOUNDS				PF	A	TO	B	S	POINTS	
				FG	FG%	3FG	3%	FT	FT%	OFF	DEF	REB	RPG						PTS	PPG
11/03/25	Jackson State		19	2-5	.400	0-3	.000	0-0	.000	2	7	9	9.0	1	2	0	2	0	4	4.0
11/07/25	FGCU	*	29	6-9	.667	3-6	.500	1-1	1.000	1	8	9	9.0	3	0	1	7	0	16	10.0
11/11/25	Texas Tech	*	24	4-6	.667	2-4	.500	1-2	.500	2	5	7	8.3	2	0	2	3	0	11	10.3
11/14/25	Colgate		16	1-1	1.000	1-1	1.000	0-0	.000	1	0	1	6.5	1	0	0	1	0	3	8.5
11/19/25	vs Alabama	*	16	1-5	.200	1-4	.250	0-2	.000	1	2	3	5.8	1	0	0	0	0	3	7.4
11/22/25	Long Island		16	4-5	.800	0-1	.000	0-0	.000	0	4	4	5.5	1	2	2	4	3	8	7.5
11/24/25	UTRGV		18	3-5	.600	2-4	.500	2-2	1.000	1	6	7	5.7	1	0	0	1	0	10	7.9
11/28/25	vs UConn		17	1-7	.143	0-5	.000	2-2	1.000	1	3	4	5.5	0	2	5	1	4	7.4	
12/06/25	vs Tennessee		9	3-3	1.000	2-2	1.000	0-0	.000	0	1	1	5.0	3	0	0	0	0	8	7.4
12/09/25	at Ohio State		19	4-6	.667	2-4	.500	3-4	.750	0	8	8	5.3	2	0	0	1	0	13	8.0
12/13/25	Nebraska		10	3-5	.600	0-1	.000	1-2	.500	1	2	3	5.1	1	0	0	0	0	7	7.9
12/22/25	vs Missouri																			
12/29/25	Southern																			
01/03/26	at Penn State																			
01/08/26	Rutgers																			
01/11/26	at Iowa																			
01/14/26	at Northwestern																			
01/17/26	Minnesota																			
01/21/26	Maryland																			
01/24/26	at Purdue																			
01/29/26	Washington																			
02/01/26	at Nebraska																			
02/04/26	Northwestern																			
02/07/26	at Michigan State																			
02/10/26	Wisconsin																			
02/15/26	Indiana																			
02/18/26	at USC																			
02/21/26	at UCLA																			
02/27/26	Michigan																			
03/03/26	Oregon																			
03/08/26	at Maryland																			

CAREER HIGHS

PTS: 27
vs. Alabama (2/8/25)

FG: 10 (twice)
last vs. LSU (2/12/25)

FG ATT: 18
vs. Alabama (2/8/25)

3-PT: 6
vs. Troy (11/13/2024)

3-PT ATT: 9 (twice)
last at Auburn (2/19/25)

FT: 7
vs. Missouri (2/22/25)

FT ATT: 8
vs. Texas (2/26/25)

REB: 12
at Texas (2/5/25)

AST: 4
vs. Oklahoma (1/25/25)

STL: 3 (three times)
last vs. Long Island (11/22/25)

BLK: 7
vs. Florida Gulf Coast (11/7/25)

MIN: 35:24
at Texas (2/5/25)

SEASON HIGHS

PTS: 16
vs. Florida Gulf Coast (11/7/25)

FG: 6
vs. Florida Gulf Coast (11/7/25)

FG ATT: 9
vs. Florida Gulf Coast (11/7/25)

3-PT: 3
vs. Florida Gulf Coast (11/7/25)

3-PT ATT: 6
vs. Florida Gulf Coast (11/7/25)

FT: 3
at Ohio State (12/9/25)

FT ATT: 4
last at Ohio State (12/9/25)

REB: 9 (twice)
last vs. Florida Gulf Coast (11/7/25)

AST: 2 (twice)
last vs. Long Island (11/22/25)

STL: 3
vs. Long Island (11/22/25)

BLK: 7
vs. Florida Gulf Coast (11/7/25)

MIN: 28:56
vs. Florida Gulf Coast (11/7/25)

CAREER STATISTICS AT KENTUCKY

	G	GS	MIN	AVG	FIELD GOALS			THREE-POINTERS			FREE THROWS			REBOUNDS			PF	FO	AST	AST/G	TO	BLK	STL	PTS	PPG	
					FG	FGA	PCT.	3PM	3PA	PCT.	FTM	FTA	PCT.	OREB.	DREB.	REB.	AVG.									
2023-24	15	0	176	11.7	30	52	.577	6	16	.375	17	22	.773	16	33	49	3.3	23	1	9	0.6	15	20	5	83	5.5

CAREER STATISTICS AT ARKANSAS


2024-25	35	19	669	19.1	105	222	.473	47	125	.376		42	58	.724	27	124	151	4.3	71	1	28	0.8	49	66	23	299	8.5
---------	----	----	-----	------	-----	-----	------	----	-----	------	--	----	----	------	----	-----	-----	-----	----	---	----	-----	----	----	----	-----	-----

CAREER STATISTICS AT ILLINOIS

2025-26	11	4	193	17.5	32	57	.561	13	35	.371		10	15	.667	10	46	56	5.1	16	0	4	0.4	7	24	4	87	7.9
---------	----	---	-----	------	----	----	------	----	----	------	--	----	----	------	----	----	----	-----	----	---	---	-----	---	----	---	----	-----

COMBINED CAREER STATISTICS

Total	61	23	1,038	17.0	167	331	.505	66	176	.375		69	95	.726	53	203	256	4.2	110	2	41	0.7	71	110	32	469	7.7
-------	----	----	-------	------	-----	-----	------	----	-----	------	--	----	----	------	----	-----	-----	-----	-----	---	----	-----	----	-----	----	-----	-----



31 JASON JAKSTYS

REDSHIRT FRESHMAN // CENTER // 6-10 // 225
YORKVILLE, ILL. // YORKVILLE H.S.

PRONUNCIATION

JACK-stiss

2025-26

- Four points on 2-2 FGs with one rebound vs. Florida Gulf Coast (11/7)
- Nine rebounds (three offensive) in 12 minutes in collegiate debut vs. Jackson State (11/3)

2024-25

- Redshirt

HIGH SCHOOL

- Attended Yorkville High School, playing for coach John Holakovsky
- 3-star forward and No. 4-ranked player in state of Illinois
- Ranked No. 110 by Top247, No. 144 by On3, No. 162 by 247Sports Composite, and No. 182 by On3 Industry
- Seventh member of Yorkville High School's 1,000- point club
- Led Yorkville to 44 victories over his final two seasons, including a Class 4A Regional Final as a junior in 2022-23
- As a senior in 2023-24, averaged 16.0 points and 9.0 rebounds to earn All-Area, and All-Conference and third team All-State honors.
- Averaged 11.5 points, eight rebounds, two assists and two blocks during his junior season, earning All-Area, All-Conference and special mention All-State honors

PERSONAL

- Born Sept. 17, 2005
- Majoring in business

GAME-BY-GAME STATISTICS

Date	Opponent	GS	MIN	FIELD GOALS		THREES		FREE THROWS		REBOUNDS				POINTS	
				FG	FG%	3FG	3%	FT	FT%	OFF	DEF	REB	RPG	PF	PTS
11/03/25	Jackson State	12	1-2	.500	0-0	.000	0-0	.000	0-0	3	6	9	9.0	1	2
11/07/25	FGCU	10	2-2	1.000	0-0	.000	0-0	.000	0-0	0	1	1	5.0	2	4
11/11/25	Texas Tech	3	0-0	.000	0-0	.000	0-0	.000	0-0	0	0	0	3.3	0	0
11/14/25	Colgate	6	0-0	.000	0-0	.000	0-0	.000	0-0	0	1	1	2.8	1	0
11/19/25	vs Alabama	DNP													
11/22/25	Long Island	3	0-0	.000	0-0	.000	0-0	.000	0-0	0	0	0	2.2	0	0
11/24/25	UTRGV	DNP													
11/28/25	vs UConn	DNP													
12/06/25	vs Tennessee	DNP - Inj.													
12/09/25	at Ohio State	DNP - Inj.													
12/13/25	Nebraska	DNP													
12/22/25	vs Missouri														
12/29/25	Southern														
01/03/26	at Penn State														
01/08/26	Rutgers														
01/11/26	at Iowa														
01/14/26	at Northwestern														
01/17/26	Minnesota														
01/21/26	Maryland														
01/24/26	at Purdue														
01/29/26	Washington														
02/01/26	at Nebraska														
02/04/26	Northwestern														
02/07/26	at Michigan State														
02/10/26	Wisconsin														
02/15/26	Indiana														
02/18/26	at USC														
02/21/26	at UCLA														
02/27/26	Michigan														
03/03/26	Oregon														
03/08/26	at Maryland														

CAREER/SEASON HIGHS

PTS: 4
vs. Florida Gulf Coast (11/7/25)

FG: 2
vs. Florida Gulf Coast (11/7/25)

FG ATT: 2 (twice)
last vs. Florida Gulf Coast (11/7/25)

3-PT: 0

3-PT ATT: 0

FT: 0

FT ATT: 0

REB: 9
vs. Jackson State (11/3/25)

AST: 1 (twice)
last vs. Colgate (11/14/25)

STL: 1
vs. Jackson State (11/3/25)

BLK: 1 (three times)
last vs. Long Island (11/22/25)

MIN: 11:41
vs. Jackson State (11/3/25)

CAREER STATISTICS

	G	GS	MIN	AVG	FIELD GOALS			THREE-POINTERS			FREE THROWS			OREB.	REBOUNDS		AVG.	PF	FO	AST	AST/G	TO	BLK	STL	PTS	PPG
					FG	FGA	PCT	3PM	3PA	PCT.	FTM	FTA	PCT.		DREB.	REB.										
2024-25	DNP-Redshirt																									
2025-26	5	0	34	6.8	3	4	.750	0	0	.000	0	0	.000	3	8	11	2.2	4	0	2	0.4	0	3	1	6	1.2



1 BRANDON LEE

FRESHMAN // GUARD // 6-4 // 195

SAN JUAN, PUERTO RICO // THE PATRICK SCHOOL (N.J.)

2025-26

- Four points in six minutes in win vs. UTRGV (11/24)
- Four points in 13 minutes in college debut vs. Long Island (11/22)
- Missed first five games due to ankle injury

HIGH SCHOOL

- Four-star recruit in the Class of 2025
- Ranked No. 93 overall, No. 15 shooting guard, and No. 1 player in New Jersey by 247Sports
- Scored more than 2,000 career points as a four-year varsity player at The Patrick School
- Averaged 22.0 points as a senior
- Led the state of New Jersey in free throws made (161) and 3-pointers made (106) and ranked seventh in the state in scoring average
- Selected to compete at the 2025 Capital Classic and 24K Showcase
- Played for the New York Rens AAU Program
- Finished as the third-leading scorer in the EYBL in 2024, averaging 23 points, and was named Breakout MVP of the 17U division by The Circuit
- Starred for Puerto Rico at the 2021 FIBA U16 Americas Championship, the 2023 Centrobasket U17 Championship, and the 2024 FIBA U18 Americas Championship, combining to average 12.8 points, 3.3 rebounds and 0.9 assists over 17 contests

PERSONAL

- Born Aug. 30, 2006
- Enrolled in the Division of Exploratory Studies
- Father Butch Lee, the 1978 Naismith Player of the Year, was named Most Outstanding Player of the 1977 NCAA Tournament while leading Marquette to the championship

GAME-BY-GAME STATISTICS

Date	Opponent	GS	MIN	FIELD GOALS		THREES		FREE THROWS		REBOUNDS				POINTS						
				FG	FG%	3FG	3%	FT	FT%	OFF	DEF	REB	RPG	PF	A	TO	B	S	PTS	PPG
11/03/25	Jackson State	DNP	Inj.																	
11/07/25	FGCU	DNP	Inj.																	
11/11/25	Texas Tech	DNP	Inj.																	
11/14/25	Colgate	DNP	Inj.																	
11/19/25	vs Alabama	DNP	Inj.																	
11/22/25	Long Island	13	2-4	.500	0-0	.000	0-0	.000	0	1	1	1.0	2	1	2	0	1	4	4.0	
11/24/25	UTRGV	6	2-3	.667	0-0	.000	0-0	.000	0	0	0	0.5	1	0	1	0	0	4	4.0	
11/28/25	vs UConn	11	0-0	.000	0-0	.000	0-0	.000	0	0	0	0.3	1	0	0	0	1	0	2.7	
12/06/25	vs Tennessee	DNP																		
12/09/25	at Ohio State	DNP																		
12/13/25	Nebraska	DNP																		
12/22/25	vs Missouri																			
12/29/25	Southern																			
01/03/26	at Penn State																			
01/08/26	Rutgers																			
01/11/26	at Iowa																			
01/14/26	at Northwestern																			
01/17/26	Minnesota																			
01/21/26	Maryland																			
01/24/26	at Purdue																			
01/29/26	Washington																			
02/01/26	at Nebraska																			
02/04/26	Northwestern																			
02/07/26	at Michigan State																			
02/10/26	Wisconsin																			
02/15/26	Indiana																			
02/18/26	at USC																			
02/21/26	at UCLA																			
02/27/26	Michigan																			
03/03/26	Oregon																			
03/08/26	at Maryland																			

CAREER/SEASON HIGHS

PTS: 4 (twice)
last vs. UTRGV (11/24/25)

FG: 2 (twice)
last vs. UTRGV (11/24/25)

FG ATT: 4
vs. Long Island (11/22/25)

3-PT: 0

3-PT ATT: 0

FT: 0

FT ATT: 0

REB: 1
vs. Long Island (11/22/25)

AST: 1
vs. Long Island (11/22/25)

STL: 1 (twice)
last vs. UConn (11/28/25)

BLK: 0

MIN: 12:33
vs. Long Island (11/22/25)

CAREER STATISTICS

	G	GS	MIN	AVG	FIELD GOALS			THREE-POINTERS			FREE THROWS			REBOUNDS			AVG.	PF	FO	AST	AST/G	TO	BLK	STL	PTS	PPG
					FG	FGA	PCT	3PM	3PA	PCT.	FTM	FTA	PCT.	OREB.	DREB.	REB.										
2025-26	3	0	30	10.0	4	7	.571	0	0	.000	0	0	.000	0	1	1	0.3	4	0	1	0.3	3	0	2	8	2.7



O DAVID MIRKOVIC

FRESHMAN // FORWARD // 6-9 // 250
NIKSIC, MONTENEGRO // SC DERBY

PRONUNCIATION
DAH-vid MEER-ko-vitch

- 2025-26**
- Two-time Big Ten Freshman of the Week (Nov. 10 & Nov. 17)
 - 22 points (4-5 3FG, 8-8 FT) and nine rebounds in win at Ohio State (12/9), joining Keaton Wagler (23 points) as first freshmen teammates to score 20+ in a Big Ten debut since at least 2011
 - 10 points, six rebounds (5 offensive) and two assists in win vs. #13 Tennessee (12/6)
 - Eight points and eight rebounds (four offensive) vs. #5 UConn (11/28)
 - 10 points (4-4 FT) and career-high five assists vs. UTRGV (11/24)
 - 12 points (4-5 FG), eight boards and two assists vs. Long Island (11/22)
 - 10-point, 10-rebound double-double with four assists and three steals vs. #11 Alabama (11/19)
 - Career-high 27 points, and Illini freshman record 21 rebounds (8 offensive) vs. Colgate (11/14), marking the first 20-20 game by an Illini since 1972
 - 11 points, four rebounds and two steals in win over #11 Texas Tech (11/11)
 - Second straight double-double of 17 points and 11 rebounds vs. Florida Gulf Coast (11/7)
 - 14 points and a game-high 14 rebounds vs. Jackson State (11/3), becoming first Illini freshman with a double-double in his collegiate debut since Kofi Cockburn (11 points, 10 rebounds) in 2019

- CLUB**
- In 50 career ABA games for SC Derby, averaged 7.8 points and 5.2 rebounds
 - Saw his production increase across the board in his second ABA season, averaging 8.6 points, 6.4 rebounds, and 1.3 assists per game
 - Posted 11 of his 16-career double-digit scoring games for SC Derby in 2024-25, with five games of 10+ rebounds and four double-double efforts
 - Competed for SC Derby in the U19 ABA League Championship over four seasons, averaging 23.3 points, 14.0 rebounds, 4.7 assists, 3.3 blocks, and 1.0 steals per contest

- Represented Montenegro in FIBA youth tournaments in 2022 and 2023, and in 2024 made his debut for the Montenegro Senior National Team at the FIBA EuroBasket Qualifier
- At the 2022 FIBA U16 European Championship, averaged 22.1 points and 10.3 rebounds in seven contests
- In 2023, averaged 8.9 points and 4.1 rebounds over seven games as the youngest player at the 2023 U20 European Championship
- Also posted 15.8 points and 9.0 rebounds per game at the 2023 U18 European Championship Division B
- Competed in the the NBA's Basketball Without Borders (BWB) and Adidas Next Gen showcases in 2023 and 2024
- Played for the World Select Team at the 2025 Nike Hoop Summit

- PERSONAL**
- Born Jan. 6, 2006
 - Majoring in recreation, sport, and tourism

GAME-BY-GAME STATISTICS

Date	Opponent	GS	MIN	FIELD GOALS		THREES		FREE THROWS		REBOUNDS				POINTS	
				FG	FG%	3FG	3%	FT	FT%	OFF	DEF	REB	RPG	PF	PTS
11/03/25	Jackson State	*	24	7-10	.700	2-4	.500	3-3	1.000	3	11	14	14.0	0	19
11/07/25	FGCU	*	28	5-11	.455	0-3	.000	7-8	.875	1	10	11	12.5	2	17
11/11/25	Texas Tech	*	36	5-13	.385	1-5	.200	0-1	.000	2	2	4	9.7	1	11
11/14/25	Colgate	*	38	8-16	.500	3-7	.429	8-8	1.000	8	13	21	12.5	2	27
11/19/25	vs Alabama	*	31	4-13	.308	2-6	.333	0-1	.000	2	8	10	12.0	1	10
11/22/25	Long Island	*	20	4-5	.800	0-0	.000	4-5	.800	1	7	8	11.3	2	12
11/24/25	UTRGV	*	22	3-4	.750	0-1	.000	4-4	1.000	1	3	4	10.3	3	10
11/28/25	vs UConn	*	18	3-10	.300	0-4	.000	2-3	.667	4	4	8	10.0	2	8
12/06/25	vs Tennessee	*	29	4-9	.444	2-4	.500	0-2	.000	5	1	6	9.6	1	10
12/09/25	at Ohio State	*	32	5-11	.455	4-5	.800	8-8	1.000	1	8	9	9.5	3	22
12/13/25	Nebraska	*	23	2-4	.500	0-1	.000	0-1	.000	0	2	2	8.8	0	4
12/22/25	vs Missouri														
12/29/25	Southern														
01/03/26	at Penn State														
01/08/26	Rutgers														
01/11/26	at Iowa														
01/14/26	at Northwestern														
01/17/26	Minnesota														
01/21/26	Maryland														
01/24/26	at Purdue														
01/29/26	Washington														
02/01/26	at Nebraska														
02/04/26	Northwestern														
02/07/26	at Michigan State														
02/10/26	Wisconsin														
02/15/26	Indiana														
02/18/26	at USC														
02/21/26	at UCLA														
02/27/26	Michigan														
03/03/26	Oregon														
03/08/26	at Maryland														

CAREER/SEASON HIGHS

PTS: 27
vs. Colgate (11/14/25)

FG: 8
vs. Colgate (11/14/25)

FG ATT: 16
vs. Colgate (11/14/25)

3-PT: 4
at Ohio State (12/9/25)

3-PT ATT: 7
vs. Colgate (11/14/25)

FT: 8 (twice)
last vs. Ohio State (12/9/25)

FT ATT: 8 (three times)
last vs. Ohio State (12/9/25)

REB: 21
vs. Colgate (11/14/25)

AST: 5
vs. UTRGV (11/24/25)

STL: 3
vs. Alabama (11/19/25)

BLK: 1 (three times)
last vs. Tennessee (12/6/25)

MIN: 37:44
vs. Colgate (11/14/25)

CAREER STATISTICS

	G	GS	MIN	AVG	FIELD GOALS			THREE-POINTERS			FREE THROWS			OREB.	DREB.	REB.	AVG.	PF	FO	AST	AST/G	TO	BLK	STL	PTS	PPG
					FG	FGA	PCT	3PM	3PA	PCT	FTM	FTA	PCT													
2025-26	11	11	301	27.4	50	106	.472	14	40	.350	36	44	.818	28	69	97	8.8	17	0	26	2.4	22	3	5	150	13.6



77 MIHAILO PETROVIC

SOPHOMORE // GUARD // 6-2 // 180
PROKUPLJE, SERBIA // MEGA SUPERBET

PRONUNCIATION

me-HAY-low PEH-tro-vitch

PERSONAL

- Born Feb. 23, 2003
- Majoring in recreation, sport, and tourism

2025-26

- Career-high 28 minutes played vs. UConn (11/29)
- Career-high 12 points (4-5 FGs) with four assists vs. UTRGV (11/24)
- Made college debut and dished out five assists with three points (1-1 3FG) in 12 minutes off the bench vs. #11 Alabama (11/19)
- Missed first four games due to hamstring injury

CLUB

- Averaged 14.2 points, 2.8 rebounds and 7.3 assists while shooting 49% from the field and 33% from 3-point range last year for Mega Superbet in the ABA League
- Played one season with OKK Beograd in the Basketball League of Serbia (KLS) in 2023-24, leading the team with averages of 21.2 points, 6.8 rebounds on 50% shooting
- In 2022-23 averaged 20.6 points, 5.0 rebounds, and 5.6 assists across five KLS games for KK Dunav, then made his ABA debut for KK Borac Cacak and averaged 3.4 points and 1.4 assists in a reserve role over seven contests
- Developed as a youth player with his hometown club, KK Probasket Prokuplje, then joined KK Partizan in 2019 where he played 13 games with KK Partizan's U18 team from 2019-21 and combined to average 9.2 points, 2.2 rebounds, and 3.4 assists
- Represented Serbia in FIBA competition in a combined 20 career games at the 2023 U20 European Championship, 2021 U19 World Cup, and 2019 U16 European Championship
- At the 2023 U20 European Championship, averaged 14.4 points, 2.7 rebounds and 5.3 assists in seven games
- Made his Serbian National Team debut at the 2025 FIBA Eurobasket Qualifiers where he scored four points in 10 minutes to help his team to a 72-52 victory over Denmark as part of a 6-0 showing in the group stage

GAME-BY-GAME STATISTICS

Date	Opponent	GS	MIN	FIELD GOALS		THREES		FREE THROWS		REBOUNDS				PF		TO		B		S		POINTS	
				FG	FG%	3FG	3%	FT	FT%	OFF	DEF	REB	RPG	A								PTS	PPG
11/03/25	Jackson State	DNP	Inj.																				
11/07/25	FGCU	DNP	Inj.																				
11/11/25	Texas Tech	DNP	Inj.																				
11/14/25	Colgate	DNP	Inj.																				
11/19/25	vs Alabama	12	1-1	1.000		1-1	1.000	0-0	.000	0	1	1	1.0	1	5	1	0	0	0	0	3	3.0	
11/22/25	Long Island	9	2-5	.400		0-1	.000	0-1	.000	0	1	1	1.0	0	0	1	0	1	4	4	4	3.5	
11/24/25	UTRGV	16	4-5	.800		1-1	1.000	3-3	1.000	0	2	2	1.3	0	4	2	0	0	12	6.3			
11/28/25	vs UConn	18	1-7	.143		0-1	.000	0-0	.000	2	0	2	1.5	3	2	3	0	0	2	5.3			
12/06/25	vs Tennessee	6	0-3	.000		0-0	.000	0-0	.000	0	0	0	1.2	0	0	1	0	0	0	4.2			
12/09/25	at Ohio State	1	0-0	.000		0-0	.000	0-0	.000	0	0	0	1.0	0	0	1	0	0	0	3.5			
12/13/25	Nebraska	DNP																					
12/22/25	vs Missouri																						
12/29/25	Southern																						
01/03/26	at Penn State																						
01/08/26	Rutgers																						
01/11/26	at Iowa																						
01/14/26	at Northwestern																						
01/17/26	Minnesota																						
01/21/26	Maryland																						
01/24/26	at Purdue																						
01/29/26	Washington																						
02/01/26	at Nebraska																						
02/04/26	Northwestern																						
02/07/26	at Michigan State																						
02/10/26	Wisconsin																						
02/15/26	Indiana																						
02/18/26	at USC																						
02/21/26	at UCLA																						
02/27/26	Michigan																						
03/03/26	Oregon																						
03/08/26	at Maryland																						

CAREER/SEASON HIGHS

PTS: 12
vs. UTRGV (11/24/25)

FG: 4
vs. UTRGV (11/24/25)

FG ATT: 7
vs. UConn (11/28/25)

3-PT: 1 (twice)
last vs. UTRGV (11/24/25)

3-PT ATT: 1 (four times)
last vs. UConn (11/28/25)

FT: 3
vs. UTRGV (11/24/25)

FT ATT: 3
vs. UTRGV (11/24/25)

REB: 2 (twice)
last vs. UConn (11/28/25)

AST: 5
vs. Alabama (11/19/25)


STL: 1
vs. Long Island (11/22/25)

BLK: 0

MIN: 18:25
vs. UTRGV (11/24/25)

CAREER STATISTICS

	G	GS	MIN	AVG	FIELD GOALS			THREE-POINTERS			FREE THROWS			REBOUNDS			PF	FO	AST	AST/G	TO	BLK	STL	PTS	PPG
					FG	FGA	PCT	3PM	3PA	PCT	FTM	FTA	PCT	DREB.	REB.	AVG.									
2025-26	6	0	62	10.3	8	21	.381	2	4	.500	3	4	.750	2	4	6	4	0	11	1.8	9	0	1	21	3.5



5

AJ

REDD

SENIOR // GUARD // 6-3 // 170

CHICAGO, ILL. // ST. IGNATIUS H.S.

2025-26

Two points and a rebunds vs. Long Island (11/22)

Two points (2-2 FTs) in four minutes vs. Florida Guf Coast (11/7)

Career-high three points in opener vs. Jackson State (11/3)

2024-25

Academic All-Big Ten

Appeared in 14 games, totaling three points, eight rebounds and two assists

Tallied one rebound and attempted a career-high four free throws vs. #3 Duke at Madison Square Garden (2/22)

Recorded career-high two rebounds and had one assist in win over Penn State (1/8)

One point and one rebound in win over Chicago State (12/29)

Recorded first-career assist, block, and steal and had one rebound vs. Little Rock (11/25)

Grabbed one rebound vs. UMES (11/23)

Tied career high with two points and added one rebound in opener vs. Eastern Illinois (11/4)

PERSONAL

Born Sept. 3, 2003

Majoring in finance

GAME-BY-GAME STATISTICS

Date	Opponent	GS	MIN	FG	FG%	3FG	3%	FT	FT%	OFF	DEF	REB	RPG	PF	A	T	B	S	PTS	PPG
11/03/25	Jackson State	6	1-2	.500	0-0	.000	1-2	.500	1	0	1	1.0	0	0	1	0	0	0	3	3.0
11/07/25	FGCU	4	0-0	.000	0-0	.000	2-2	1.000	0	0	0	0.5	0	0	0	0	0	0	2	2.5
11/11/25	Texas Tech	DNP																		
11/14/25	Colgate	DNP																		
11/19/25	vs Alabama	DNP																		
11/22/25	Long Island	2	1-2	.500	0-1	.000	0-0	.000	0	1	1	0.7	0	0	0	0	0	0	2	2.3
11/24/25	UTRGV	DNP																		
11/28/25	vs UConn	DNP																		
12/06/25	vs Tennessee	DNP																		
12/09/25	at Ohio State	DNP																		
12/13/25	Nebraska	DNP																		
12/22/25	vs Missouri																			
12/29/25	Southern																			
01/03/26	at Penn State																			
01/08/26	Rutgers																			
01/11/26	at Iowa																			
01/14/26	at Northwestern																			
01/17/26	Minnesota																			
01/21/26	Maryland																			
01/24/26	at Purdue																			
01/29/26	Washington																			
02/01/26	at Nebraska																			
02/04/26	Northwestern																			
02/07/26	at Michigan State																			
02/10/26	Wisconsin																			
02/15/26	Indiana																			
02/18/26	at USC																			
02/21/26	at UCLA																			
02/27/26	Michigan																			
03/03/26	Oregon																			
03/08/26	at Maryland																			

CAREER HIGHS

PTS: 3

vs. Jackson State (11/3/25)

FG: 1 (four times)

last vs. Long Island (11/22/25)

FG ATT: 2 (twice)

last vs. Long Island (11/22/25)

3-PT: 0

3-PT ATT: 1

vs. Long Island (11/22/25)

FT: 2

vs. Florida Gulf Coast (11/7/25)

FT ATT: 4

vs. Duke (2/22/25)

REB: 2

vs. Penn State (1/8/25)

AST: 1 (twice)

last vs. Penn State (1/8/25)

STL: 1

vs. Little Rock (11/24/24)

BLK: 1

vs. Little Rock (11/24/24)

MIN: 5:29

vs. Jackson State (11/3/25)

SEASON HIGHS

PTS: 3

vs. Jackson State (11/3/25)

FG: 1 (twice)

last vs. Long Island (11/22/25)

FG ATT: 2 (twice)

last vs. Long Island (11/22/25)

3-PT: 0

3-PT ATT: 1

vs. Long Island (11/22/25)

FT: 2

vs. Florida Gulf Coast (11/7/25)

FT ATT: 2 (twice)

vs. Florida Gulf Coast (11/7/25)

REB: 1 (twice)

last vs. Long Island (11/22/25)

AST: 0

STL: 0

BLK: 0

MIN: 5:29

vs. Jackson State (11/3/25)

CAREER STATISTICS

	G	GS	MIN	AVG	FG	FGA	PCT	3PM	3PA	PCT	FTM	FTA	PCT	OREB.	DREB.	REB.	AVG.	PF	F0	AST	AST/G	T0	BLK	STL	PTS	PPG
2022-23	2	0	2	1.0	0	1	.000	0	0	.000	0	0	.000	0	0	0	0.0	0	0	0	0.0	0	0	0	0.0	
2023-24	10	0	20	2.0	1	2	.500	0	0	.000	1	4	.250	0	2	2	0.2	1	0	0	0.0	2	0	0	3	0.3
2024-25	14	0	26	2.0	1	5	.200	0	0	.000	1	6	.167	2	6	8	0.6	1	0	2	0.1	1	1	1	3	0.2
2025-26	3	0	12	4.0	2	4	.500	0	1	.000	3	4	.750	1	1	2	0.7	0	0	0	0.0	1	0	0	7	2.3
Total	29	0	60	2.1	4	12	.333	0	1	.000	5	14	.357	3	9	12	.4	2	0	2	0.1	4	1	1	13	0.4

25 // ILLINOIS FIGHTING ILLINI BASKETBALL



20^{TY} RODGERS

REDSHIRT JUNIOR // GUARD/FORWARD // 6-6 // 210
SAGINAW, MICH. // THORNTON TOWNSHIP H.S. (ILL.)

2025-26

- Out indefinitely following knee surgery

2024-25

- Redshirt

2023-24

- Started all 38 games, ranking fifth on the team at 6.2 points per game and third on team in rebounding at 5.3 rebounds per game
- Led the Illini and ranked ninth in the Big Ten with 87 offensive rebounds (2.3 per game)
- Ranked third on the team with three double-doubles
- 4 points, 6 rebounds and 2 assists in NCAA Tournament Sweet 16 win over #4 Iowa State (3/28)
- 7 points and 5 rebounds in Big Ten Tournament championship win over Wisconsin (3/17)
- Game-high 13 rebounds, including a career-high 7 offensive boards, with 8 points and 4 assists in Big Ten Tournament semifinals win vs. Nebraska (3/16)
- Double-double with 12 points and 10 rebounds in Big Ten Tournament quarterfinal win vs. Ohio State (3/15)
- 7 points and 8 rebounds at Iowa (3/10)
- 8 points (3-3 FG) and 4 rebounds (3 offensive) vs. #3 Purdue (3/5)
- 6 points, 7 rebounds (5 offensive) and 3 assists at Penn State (2/21)
- 6 points and 3 assists in win over Michigan (2/13)
- 8 points (4-6 FGs) at Michigan State (2/10)
- Game-high 14 rebounds (5 offensive) with 8 points, 2 blocks and 3 steals in win over Nebraska (2/4)

- Double-double with 13 points and 10 boards in win at Ohio State (1/30)
- 8 points, 5 rebounds and career-high-tying 2 blocks in win over Indiana (1/27)
- 6 points and 7 rebounds in just 16 minutes at Northwestern (1/24/24)
- Career-high-tying 15 points with career-high 2 blocks in win at Michigan (1/18)
- Tied season high with 5 assists, and added 5 points and 6 rebounds vs. Maryland (1/14)
- Career highs in points (15) and field goals (6) in home win over Michigan State (1/11)
- 6 points and 4 assists in win over Northwestern (1/2)
- Career-high 15 rebounds and 10 points for first double-double of the year, while also tying a career high with 5 assists, in win over FDU (12/29)
- 9 rebounds and 4 points in Braggin' Rights win vs. Missouri (12/22)
- Team highs of 8 rebounds and 5 assists in a career-high 35 minutes vs. Colgate (12/17)
- 5 points, 6 rebounds, and a team-high with 3 assists in first B1G start at Rutgers (12/2)
- 10 points and 7 rebounds vs. Valparaiso (11/17)
- 10 points vs. Oakland (11/10)

PERSONAL

- Born May 3, 2004
- Majoring in communication

GAME-BY-GAME STATISTICS

Date	Opponent	GS	MIN	FIELD GOALS		THREES		FREE THROWS		REBOUNDS				POINTS	
				FG	FG%	3FG	3%	FT	FT%	OFF	DEF	REB	RPG	PF	PTS
11/03/25	Jackson State	DNP	Inj.												
11/07/25	FGCU	DNP	Inj.												
11/11/25	Texas Tech	DNP	Inj.												
11/14/25	Colgate	DNP	Inj.												
11/19/25	vs Alabama	DNP	Inj.												
11/22/25	Long Island	DNP	Inj.												
11/24/25	UTRGV	DNP	Inj.												
11/28/25	vs UConn	DNP	Inj.												
12/06/25	vs Tennessee	DNP	Inj.												
12/09/25	at Ohio State	DNP	Inj.												
12/13/25	Nebraska	DNP	Inj.												
12/22/25	vs Missouri														
12/29/25	Southern														
01/03/26	at Penn State														
01/08/26	Rutgers														
01/11/26	at Iowa														
01/14/26	at Northwestern														
01/17/26	Minnesota														
01/21/26	Maryland														
01/24/26	at Purdue														
01/29/26	Washington														
02/01/26	at Nebraska														
02/04/26	Northwestern														
02/07/26	at Michigan State														
02/10/26	Wisconsin														
02/15/26	Indiana														
02/18/26	at USC														
02/21/26	at UCLA														
02/27/26	Michigan														
03/03/26	Oregon														
03/08/26	at Maryland														

CAREER HIGHS

PTS: 15 (twice)
last at Michigan (1/18/24)

FG: 6 (three times)
last at Michigan (1/18/24)

FG ATT: 13
at Michigan (1/18/24)

3-PT: 0

3-PT ATT: 1
vs. Texas (12/6/22)

FT: 4
vs. FDU (12/29/23)

FT ATT: 6 (twice)
last at Michigan (1/18/24)

REB: 15
vs. FDU (12/29/23)

AST: 5 (three times)
last vs. FDU (12/29/23)

STL: 4
vs. Arkansas (3/16/23)

BLK: 2 (three times)
last vs. Nebraska (2/4/24)

MIN: 34:55
vs. Colgate (12/17/23)

SEASON HIGHS

PTS:

FG:

FG ATT:

3-PT:

3-PT ATT:

FT:

FT ATT:

REB:

AST:

STL:

BLK:

MIN:

CAREER STATISTICS

	G	GS	MIN	AVG	FIELD GOALS			THREE-POINTERS			FREE THROWS			OREB.	REBOUNDS		AVG.	PF	FO	AST	AST/G	TO	BLK	STL	PTS	PPG
2022-23	33	0	572	17.3	48	93	.516	0	1	.000	12	31	.387	54	79	133	4.0	58	0	32	1.0	27	7	22	108	3.3
2023-24	38	38	866	22.8	98	186	.527	0	0	.000	38	65	.585	87	114	201	5.3	66	0	76	2.0	48	15	17	234	6.2
2024-25	DNP	Redshirt																								
2025-26	--	--	--	--	--	--	--	--	--	--	--	--	--	--	--	--	--	--	--	--	--	--	--	--	--	--
Total	71	38	1438	20.3	146	279	.523	0	1	.000	50	96	.521	141	193	334	4.7	124	0	108	1.5	75	22	39	342	4.8



2 ANDREJ STOJAKOVIC

JUNIOR // GUARD // 6-7 // 215
THESSALONIKI, GREECE // JESUIT H.S. // STANFORD // CAL

PRONUNCIATION
AHN-dray stoy-AH-ko-vitch

- 2025-26**
- Naismith Trophy and Wooden Award watch list candidate
 - Julius Erving Small Forward of the Year watch list candidate
 - Double-double with 19 points and 10 rebounds vs. #23 Nebraska (12/13)
 - 17 points (7-7 FT) and four rebounds in win at Ohio State (12/9)
 - 24 points (11-17 FG) and six rebounds vs. UTRGV (11/24)
 - 20 points (10-15 FG), four boards and two blocks vs. Long Island (11/22)
 - 26 points (11-16 FGs) with two 3-pointers and three rebounds in season-high 30 minutes vs. #11 Alabama (11-19)
 - 23 points (11-16 FGs) with three steals and two blocks, including a block on a potential game-tying 3-pointer with 10 seconds left, in win over #11 Texas Tech (11/11)
 - Nine points, five rebounds and three assists in 21 minutes in Illini debut vs. FGCU (11/7)
 - Missed opener vs. Jackson State (11/3) due to knee injury
- 2024-25**
- ACC All-Tournament First Team
 - All-ACC Team honorable mention
 - NABC All-Pacific District Second Team

- Started 28 games and led Cal in scoring, ranking sixth in the ACC at 17.9 points per game
- Scored 20+ points in 13 games, 11 coming against power-conference competition
- Also averaged 4.7 rebounds, 1.8 assists and 1.2 blocks in 33.4 minutes per game
- Shot 81.8% from the free-throw line (135-165)
- One of only three Div. I players to average at least 17.9 ppg/4.7 rpg/1.8 apg/1.2 bpg, joining Duke's Cooper Flagg & Auburn's Johni Broome
- Averaged 33.0 points on 57.1% shooting in two ACC Tournament games
- Career-high 37 points (13 of 22 shooting) in second-round vs. Stanford (3/12)
- His 37 points were the most scored in an ACC Tournament game since 2013
- 29 points in first-round win over Virginia Tech (3/11)
- 21 points and career-high six blocks in quadruple-overtime game at Notre Dame (3/8)
- First career double-double with 16 points and 10 rebounds at Stanford (2/22)
- 30 points on 11-of-15 shooting at Clemson (1/4)
- 31 points on 10-of-14 shooting vs. Northwestern State along with seven rebounds, four assists and three blocks (12/14)

- PERSONAL**
- Born Aug. 17, 2004
 - Majoring in psychology
 - Father, Peja, played 13 seasons in the NBA where he was a three-time All-Star with the Sacramento Kings and won an NBA title with the Dallas Mavericks in 2011

GAME-BY-GAME STATISTICS

Date	Opponent	GS	MIN	FIELD GOALS		THREES		FREE THROWS		REBOUNDS				PF	A	TO	B	S	POINTS	
				FG	FG%	3FG	3%	FT	FT%	OFF	DEF	REB	RPG						PTS	PPG
11/03/25	Jackson State	DNP - Inj.																		
11/07/25	FGCU		21	4-10	.400	1-3	.333	0-1	.000	1	4	5	5.0	0	3	3	0	0	9	9.0
11/11/25	Texas Tech		26	11-16	.688	0-1	.000	1-2	.500	0	3	3	4.0	0	1	1	2	3	23	16.0
11/14/25	Colgate	*	27	3-11	.273	1-6	.167	2-3	.667	1	3	4	4.0	1	2	1	0	0	9	13.7
11/19/25	vs Alabama	*	30	11-16	.688	2-3	.667	2-5	.400	3	0	3	3.8	2	0	5	0	0	26	16.8
11/22/25	Long Island	*	25	10-15	.667	0-1	.000	0-0	.000	2	2	4	3.8	0	1	1	2	0	20	17.4
11/24/25	UTRGV	*	31	11-17	.647	1-5	.200	1-1	1.000	2	4	6	4.2	1	0	2	0	0	24	18.5
11/28/25	vs UConn	*	24	1-7	.143	1-2	.500	0-0	.000	0	0	0	3.6	1	2	0	0	0	3	16.3
12/06/25	vs Tennessee	*	21	2-5	.400	0-1	.000	1-2	.500	1	1	2	3.4	2	0	1	2	2	5	14.9
12/09/25	at Ohio State	*	27	5-10	.500	0-3	.000	7-7	1.000	1	3	4	3.4	3	1	3	0	0	17	15.1
12/13/25	Nebraska	*	27	8-16	.500	0-3	.000	3-3	1.000	2	8	10	4.1	1	1	1	1	0	19	15.5
12/22/25	vs Missouri																			
12/29/25	Southern																			
01/03/26	at Penn State																			
01/08/26	Rutgers																			
01/11/26	at Iowa																			
01/14/26	at Northwestern																			
01/17/26	Minnesota																			
01/21/26	Maryland																			
01/24/26	at Purdue																			
01/29/26	Washington																			
02/01/26	at Nebraska																			
02/04/26	Northwestern																			
02/07/26	at Michigan State																			
02/10/26	Wisconsin																			
02/15/26	Indiana																			
02/18/26	at USC																			
02/21/26	at UCLA																			
02/27/26	Michigan																			
03/03/26	Oregon																			
03/08/26	at Maryland																			

CAREER HIGHS

PTS: 37
vs. Stanford (3/12/25)

FG: 13
vs. Stanford (3/12/25)

FG ATT: 25
vs. Stanford (12/7/24)

3-PT: 4 (four times)
last vs. Stanford (3/12/25)

3-PT ATT: 9
vs. Cal Poly (11/7/24)

FT: 11 (twice)
last vs. Virginia (1/8/25)

FT ATT: 15
vs. Sacramento State (11/24/24)

REB: 10 (twice)
last vs. Nebraska (12/13/25)

AST: 4 (twice)
last at North Carolina (1/15/25)

STL: 4
at Georgia Tech (2/15/25)

BLK: 6
at Notre Dame (3/8/25)

MIN: 50:07
at Notre Dame (3/8/25)

SEASON HIGHS

PTS: 26
vs. Alabama (11/19/25)

FG: 11 (three times)
last vs. UTRGV (11/24/25)

FG ATT: 17
vs. UTRGV (11/24/25)

3-PT: 2
vs. Alabama (11/19/25)

3-PT ATT: 6
vs. Colgate (11/14/25)

FT: 7
at Ohio State (12/9/25)

FT ATT: 7
at Ohio State (12/9/25)

REB: 10
vs. Nebraska (12/13/25)

AST: 3
vs. Florida Gulf Coast (11/7/25)

STL: 3
vs. Texas Tech (11/11/25)

BLK: 2 (three times)
last vs. Tennessee (12/6/25)

MIN: 31:21
vs. UTRGV (11/24/25)

CAREER STATISTICS AT STANFORD

	G	GS	MIN	AVG	FG	FGA	PCT	THREE-POINTERS	3PM	3PA	PCT.	FTM	FTA	PCT.	OREB.	REBOUNDS	REB.	AVG.	PF	FO	AST	AST/G	TO	BLK	STL	PTS	PPG
2023-24	32	10	715	22.3	99	242	.409	34	104	.327		19	36	.528	17	93	110	3.4	26	0	28	0.9	38	4	13	251	7.8

CAREER STATISTICS AT CAL

2024-25	29	28	969	33.4	172	403	.427	41	129	.318		135	165	.818	26	109	135	4.7	52	1	51	1.8	65	34	23	520	17.9
---------	----	----	-----	------	-----	-----	------	----	-----	------	--	-----	-----	------	----	-----	-----	-----	----	---	----	-----	----	----	----	-----	------

CAREER STATISTICS AT ILLINOIS

2025-26	10	8	259	25.9	66	123	.537	6	28	.214		17	24	.708	13	28	41	4.1	11	0	11	1.1	18	7	5	155	15.5
---------	----	---	-----	------	----	-----	------	---	----	------	--	----	----	------	----	----	----	-----	----	---	----	-----	----	---	---	-----	------

COMBINED CAREER STATISTICS

Total	71	46	1,943	27.4	337	768	.439	81	261	.310		171	225	.760	56	230	286	4.0	89	1	90	1.3	121	45	41	926	13.0
-------	----	----	-------	------	-----	-----	------	----	-----	------	--	-----	-----	------	----	-----	-----	-----	----	---	----	-----	-----	----	----	-----	------



23 KEATON WAGLER

FRESHMAN // GUARD // 6-6 // 185
SHAWNEE, KAN. // SHAWNEE MISSION NORTHWEST H.S.

PRONUNCIATION

WAH-gler

2025-26

- Big Ten Freshman of the Week (Dec. 15)
- First double-double with 19 points and a career-high 10 assists vs. #23 Nebraska (12/13)
- Career-high 23 points (3-5 3FG, 8-9 FT) and five assists in win at Ohio State (12/9), joining David Mirkovic (22 points) as first freshmen duo to score 20+ in a Big Ten debut since at least 2011
- 16 points with career-highs in 3-pointers (4), rebounds (8), and assists (5), and no turnovers in 34 minutes in win vs. #13 Tennessee (12/6)
- Career-high eight rebounds with eight points vs. UTRGV (11/24)
- 19 points (7-10 FG), four rebounds, three assists, two blocks and two steals vs. Long Island (11/22)
- 19 points (9-11 FTs) with six rebounds (three offensive) and two assists vs. Colgate (11/14)
- 11 points (5-6 FTs) and team-leading seven rebounds (five offensive) vs. #11 Texas Tech (11/11)
- 22 points (7-9 FGs, 7-7 FTs) with seven rebounds and three assists vs. FGCU (11/7)
- Started in collegiate debut and scored 18 points, including 2-2 from 3-point range and 8-10 from the free throw line, with five rebounds and four assists vs. Jackson State (11/3)

HIGH SCHOOL

- Four-star recruit in the Class of 2025
- Ranked No. 143 overall, No. 25 shooting guard, and No. 1 player in Kansas by 247Sports
- 2025 Gatorade Kansas Player of the Year
- 20225 Kansas MaxPreps High School Basketball Player of the Year
- Back-to-back Kansas Class 6A Player of the Year in 2024 and 2025
- 2025 Kansas Basketball Coaches Association All-State First Team
- 2025 Sunflower League Player of the Year
- Led Shawnee Mission Northwest to back-to-back Kansas Class 6A State Championships – the first titles in program history – during his junior and senior seasons

- Combined for a 47-3 record over his final two season of high school and finished his career 80-16 as a starter to set the program record for wins
- Recorded career totals of 1,105 points, 464 rebounds, 272 assists, and 100 steals, finishing No. 2 in school history in assists, No. 3 in steals, and No. 4 in both points and rebounds
- Averaged 18.5 points, 6.7 rebounds, 4.2 assists and 1.8 steals as a senior, leading team to 22-3 record while shooting 59% overall, 45% from 3-point range, and 83% from the free-throw line
- Recorded 17 points and 10 rebounds in 2025 state final victory over Olathe North High
- Averaged 12.5 points, 5.9 rebounds, and 3.5 assists as a junior while leading his team to a perfect 25-0 record
- Played AAU basketball for coach Victor Williams and VWBA Elite

PERSONAL

- Born Feb. 3, 2007
- Majoring in kinesiology

GAME-BY-GAME STATISTICS

Date	Opponent	GS	MIN	FIELD GOALS		THREES		FREE THROWS		REBOUNDS				PF	A	TO	B	S	POINTS	
				FG	FG%	3FG	3%	FT	FT%	OFF	DEF	REB	RPG						PTS	PPG
11/03/25	Jackson State	*	26	4-8	.500	2-2	1.000	8-10	.800	4	2	6	6.0	3	4	3	0	2	18	18.0
11/07/25	FGCU	*	28	7-9	.778	1-3	.333	7-7	1.000	4	3	7	6.5	1	3	0	0	0	22	20.0
11/11/25	Texas Tech	*	35	3-9	.333	0-3	.000	5-6	.833	5	2	7	6.7	0	0	3	0	0	11	17.0
11/14/25	Colgate	*	34	4-11	.364	2-6	.333	9-11	.818	3	3	6	6.5	3	2	1	0	1	19	17.5
11/19/25	vs Alabama	*	36	2-9	.222	1-4	.250	3-5	.600	1	2	3	5.8	5	1	0	0	1	8	15.6
11/22/25	Long Island	*	28	7-10	.700	2-4	.500	3-3	1.000	2	2	4	5.5	0	3	1	2	2	19	16.2
11/24/25	UTRGV	*	30	2-11	.182	1-6	.167	3-5	.600	2	6	8	5.9	2	2	0	0	1	8	15.0
11/28/25	vs UConn	*	14	1-3	.333	1-2	.500	0-0	.000	1	0	1	5.3	3	1	2	0	0	3	13.5
12/06/25	vs Tennessee	*	34	5-13	.385	4-11	.364	2-2	1.000	1	7	8	5.6	3	5	0	0	0	16	13.8
12/09/25	at Ohio State	*	39	6-11	.545	3-5	.600	8-9	.889	2	0	2	5.2	2	5	2	0	0	23	14.7
12/13/25	Nebraska	*	40	6-13	.462	4-8	.500	3-3	1.000	0	1	1	4.8	2	10	3	1	1	19	15.1
12/22/25	vs Missouri																			
12/29/25	Southern																			
01/03/26	at Penn State																			
01/08/26	Rutgers																			
01/11/26	at Iowa																			
01/14/26	at Northwestern																			
01/17/26	Minnesota																			
01/21/26	Maryland																			
01/24/26	at Purdue																			
01/29/26	Washington																			
02/01/26	at Nebraska																			
02/04/26	Northwestern																			
02/07/26	at Michigan State																			
02/10/26	Wisconsin																			
02/15/26	Indiana																			
02/18/26	at USC																			
02/21/26	at UCLA																			
02/27/26	Michigan																			
03/03/26	Oregon																			
03/08/26	at Maryland																			

CAREER/SEASON HIGHS

PTS: 23
at Ohio State (12/9/25)

FG: 7 (twice)
last vs. Long Island (11/22/25)

FG ATT: 13 (twice)
last vs. Nebraska (12/13/25)

3-PT: 4 (twice)
last vs. Nebraska (12/13/25)

3-PT ATT: 11
vs. Tennessee (12/6/25)

FT: 9
vs. Colgate (11/14/25)

FT ATT: 11
vs. Colgate (11/14/25)

REB: 8 (twice)
last vs. Tennessee (12/6/25)

AST: 10
vs. Nebraska (12/13/25)

STL: 2 (twice)
last vs. Long Island (11/22/25)

BLK: 2
vs. Long Island (11/22/25)

MIN: 40:00
Vs. Nebraska (12/13/25)

CAREER STATISTICS

	G	GS	MIN	AVG	FIELD GOALS			THREE-POINTERS			FREE THROWS			REBOUNDS			PF	FO	AST	AST/G	TO	BLK	STL	PTS	PPG	
					FG	FGA	PCT.	3PM	3PA	PCT.	FTM	FTA	PCT.	DREB.	REB.	AVG.										
2025-26	11	11	344	31.3	47	107	.439	21	54	.389	51	61	.836	25	28	53	4.8	24	1	36	3.3	15	3	8	166	15.1

2025-26 RESULTS

<u>DATE</u>	<u>OPPONENT</u>	<u>SCORE</u>	<u>ATTENDANCE</u>	<u>HIGH POINTS</u>	<u>HIGH REBOUNDS</u>
Nov. 3	Jackson State	W, 113-55	14,511	21 – Humrichous & T. Ivisic	14 – Mirkovic
Nov. 7	Florida Gulf Coast	W, 113-70	15,544	31 – Boswell	11 – Mirkovic
Nov. 11	#11 Texas Tech	W, 81-77	15,544	23 – Stojakovic	7 – Z. Ivisic & Wagler
Nov. 14	Colgate	W, 84-65	15,544	27 – Mirkovic	21 – Mirkovic
Nov. 19	vs. #11 Alabama	L, 86-90	17,775	26 – Stojakovic	10 – Mirkovic
Nov. 22	LIU	W, 98-58	12,625	20 – Stojakovic	8 – Mirkovic
Nov. 24	UTRGV	W, 87-73	11,853	24 – Stojakovic	8 – Wagler
Nov. 28	vs. #5 UConn	L, 61-74	16,154	25 – Boswell	10 – T. Ivisic
Dec. 6	vs. #13 Tennessee	W, 75-62	16,157	16 – T. Ivisic & Wagler	8 – Wagler
Dec. 9	at Ohio State	W, 88-80	9,974	23 – Wagler	9 – Mirkovic
Dec. 13	#23 Nebraska	L, 80-83	15,266	20 – Boswell	10 – Stojakovic
Dec. 22	vs. Missouri				
Dec. 29	Southern				
Jan. 3	at Penn State				
Jan. 8	Rutgers				
Jan. 11	at Iowa				
Jan. 14	at Northwestern				
Jan. 17	Minnesota				
Jan. 21	Maryland				
Jan. 24	at Purdue				
Jan. 29	Washington				
Feb. 1	at Nebraska				
Feb. 4	Northwestern				
Feb. 7	at Michigan State				
Feb. 10	Wisconsin				
Feb. 15	Indiana				
Feb. 18	at USC				
Feb. 21	at UCLA				
Feb. 27	Michigan				
March 3	Oregon				
March 8	at Maryland				

ATTENDANCE					
	Games	Totals	Average	High Game	Sellouts
HOME	7	100,887	14,413	15,544	3
AWAY	1	9,974	9,974	9,974	0
NEUTRAL	3	50,086	16,696	17,775	0
TOTAL	11	160,947	14,632	17,775	3

GAME-BY-GAME TEAM STATISTICS

	GAME	FGM-A/%	3PM-A/%	FTM-A/%	OR-DR—TOT	PF	A	TO	B	S	PTS (1st-2nd-OT)
Nov. 3	Illinois	40-73 / .548	17-37 / .459	16-24 / .667	21-40-61	10	23	12	2	6	113 (60-53)
	Jackson State	19-62 / .306	7-29 / .241	10-14 / .714	4-15-19	22	5	11	2	11	55 (27-28)
Nov. 7	Illinois	36-65 / .554	11-31 / .355	30-34 / .882	11-40-51	15	15	7	9	0	113 (59-54)
	Florida Gulf Coast	26-79 / .329	7-27 / .259	11-12 / .917	13-17-30	25	13	1	2	4	70 (27-43)
Nov. 11	Illinois	29-59 / .492	7-22 / .318	16-23 / .696	11-23-34	8	5	13	5	6	81 (45-36)
	Texas Tech	34-64 / .531	6-22 / .273	3-4 / .750	7-23-30	18	20	13	3	7	77 (32-45)
Nov. 14	Illinois	26-69 / .377	11-37 / .297	21-24 / .875	19-30-49	12	12	7	5	3	84 (41-43)
	Colgate	26-62 / .419	5-19 / .263	8-9 / .889	6-23-29	18	9	5	1	4	65 (30-35)
Nov. 19	Illinois	31-73 / .425	11-32 / .297	13-22 / .591	14-26-40	21	17	11	3	7	86 (42-44)
	vs. Alabama	30-66 / .455	13-36 / .361	17-23 / .739	10-28-38	25	15	10	4	6	90 (41-49)
Nov. 22	Illinois	41-65 / .631	5-16 / .313	11-15 / .733	13-27-40	9	15	12	11	9	98 (54-44)
	LIU	23-60 / .383	8-22 / .364	4-7 / .571	9-13-22	18	8	17	5	11	58 (19-39)
Nov. 24	Illinois	30-60 / .500	8-30 / .267	19-22 / .864	9-34-43	16	17	10	3	1	87 (42-45)
	UTRGV	27-68 / .397	11-26 / .423	8-16 / .500	11-22-33	20	10	4	0	7	73 (31-42)
Nov. 28	Illinois	19-60 / .317	6-29 / .207	17-18 / .944	13-25-38	17	10	10	5	3	61 (32-29)
	vs. UConn	26-63 / .413	10-28 / .357	12-17 / .706	14-29-43	19	19	10	7	7	74 (43-31)
Dec. 6	Illinois	28-58 / .483	11-28 / .393	8-14 / .571	11-20-31	14	14	6	7	5	75 (32-43)
	vs. Tennessee	24-65 / .369	6-20 / .300	8-18 / .444	23-23-46	18	14	13	4	4	62 (34-28)
Dec. 9	Illinois	24-54 / .444	11-27 / .407	29-32 / .906	9-28-37	21	12	9	3	0	88 (48-40)
	at Ohio State	28-61 / .459	9-28 / .321	15-21 / .714	7-23-30	27	11	6	2	3	80 (42-38)
Dec. 13	Illinois	28-58 / .483	10-29 / .345	14-20 / .700	13-21-34	9	18	8	4	2	80 (37-43)
	Nebraska	32-62 / .516	12-26 / .462	7-8 / .875	8-19-27	21	20	6	2	6	83 (37-46)
Dec. 22	Illinois										
	vs. Missouri										
Dec. 29	Illinois										
	Southern										
Jan. 3	Illinois										
	at Penn State										
Jan. 8	Illinois										
	Rutgers										
Jan. 11	Illinois										
	at Iowa										
Jan. 14	Illinois										
	at Northwestern										
Jan. 17	Illinois										
	Minnesota										
Jan. 21	Illinois										
	Maryland										
Jan. 24	Illinois										
	at Purdue										
Jan. 29	Illinois										
	Washington										
Feb. 1	Illinois										
	at Nebraska										
Feb. 4	Illinois										
	Northwestern										
Feb. 7	Illinois										
	at Michigan State										
Feb. 10	Illinois										
	Wisconsin										
Feb. 15	Illinois										
	Indiana										
Feb. 18	Illinois										
	at USC										
Feb. 21	Illinois										
	at UCLA										
Feb. 27	Illinois										
	Michigan										
March 3	Illinois										
	Oregon										
March 8	Illinois										
	at Maryland										

TEAM SUPERLATIVES

ILLINOIS

HIGHS

LOWS

POINTS	113, twice; last vs. Florida Gulf Coast (11/7/25)	61 vs. UConn (11/28/25)
FIRST-HALF POINTS	60 vs. Jackson State (11/3/25)	32, twice; last vs. Tennessee (12/6/25)
SECOND-HALF POINTS	54 vs. Florida Gulf Coast (11/7/25)	29 vs. UConn (11/28/25)
OVERTIME POINTS		
WINNING MARGIN	58 (113-55) vs. Jackson State (11/3/25)	4 (81-77) vs. Texas Tech (11/11/25)
FIELD GOALS	41 vs. Long Island (11/22/25)	19 vs. UConn (11/28/25)
FIELD GOAL ATTEMPTS	73, twice; last vs. Alabama (11/19/25)	54 at Ohio State (12/9/25)
FIELD GOAL PERCENTAGE	.631 (41-65) vs. Long Island (11/22/25)	.317 (19-60) vs. UConn (11/28/25)
3-POINT FIELD GOALS	17 vs. Jackson State (11/3/25)	5 vs. Long Island (11/22/25)
3-POINT FIELD GOAL ATTEMPTS	37, twice; last vs. Colgate (11/14/25)	16 vs. Long Island (11/22/25)
3-POINT FIELD GOAL PERCENTAGE	.459 (17-37) vs. Jackson State (11/3/25)	.207 (6-29) vs. UConn (11/28/25)
FREE THROWS	30 vs. Florida Gulf Coast (11/7/25)	11 vs. Long Island (11/22/25)
FREE THROW ATTEMPTS	34 vs. Florida Gulf Coast (11/7/25)	14 vs. Tennessee (12/6/25)
FREE THROW PERCENTAGE	.944 (17-18) vs. UConn (11/28/25)	.571 (8-14) vs. Tennessee (12/6/25)
REBOUNDS	61 vs. Jackson State (11/3/25)	31 vs. Tennessee (12/6/25)
OFFENSIVE REBOUNDS	21 vs. Jackson State (11/3/25)	9, twice; last at Ohio State (12/9/25)
DEFENSIVE REBOUNDS	40, twice; last vs. Florida Gulf Coast (11/7/25)	20 vs. Tennessee (12/6/25)
PERSONAL FOULS	21, twice; last at Ohio State (12/9/25)	8 vs. Texas Tech (11/11/25)
ASSISTS	23 vs. Jackson State (11/3/25)	5 vs. Texas Tech (11/11/25)
TURNOVERS	13 vs. Texas Tech (11/11/25)	6 vs. Tennessee (12/6/25)
STEALS	9 vs. Long Island (11/22/25)	0, twice; last at Ohio State (12/9/25)
BLOCKED SHOTS	11 vs. Long Island (11/22/25)	2 vs. Jackson State (11/3/25)
LARGEST LEAD	58 (113-55) vs. Jackson State (11/3/25)	
LARGEST DEFICIT	21 (43-64) vs. UConn (11/28/25)	
LARGEST DEFICIT OVERCOME IN A WIN	7 (0-7) vs. Texas Tech (11/11/25)	
LARGEST LEAD RELINQUISHED IN A LOSS	9 (19-10) vs. Alabama (11/19/25)	
LARGEST HALFTIME LEAD	35 (54-19) vs. Long Island (11/22/25)	
LARGEST HALFTIME DEFICIT	11 (32-43) vs. UConn (11/28/25)	
LARGEST HALFTIME DEFICIT OVERCOME IN A WIN	2 (32-34) vs. Tennessee (12/6/25)	
LARGEST HALFTIME LEAD RELINQUISHED IN A LOSS	1 (42-41) vs. Alabama (11/19/25)	

OPPONENTS

HIGHS

LOWS

POINTS	90, Alabama (11/19/25)	55, Jackson State (11/3/25)
FIRST-HALF POINTS	43, UConn (11/28/25)	19, Long Island (11/22/25)
SECOND-HALF POINTS	49, Alabama (11/19/25)	28, twice, last, Tennessee (12/6/25)
OVERTIME POINTS		
WINNING MARGIN	13 (74-61), UConn (11/28/25)	3 (83-80), Nebraska (12/13/25)
FIELD GOALS	34, Texas Tech (11/11/25)	19, Jackson State (11/3/25)
FIELD GOAL ATTEMPTS	79, Florida Gulf Coast (11/7/25)	60, Long Island (11/22/25)
FIELD GOAL PERCENTAGE	.532 (34-64), Texas Tech (11/11/25)	.306 (19-62), Jackson State (11/3/25)
3-POINT FIELD GOALS	13, Alabama (11/19/25)	5, Colgate (11/14/25)
3-POINT FIELD GOAL ATTEMPTS	36, Alabama (11/19/25)	19, Colgate (11/14/25)
3-POINT FIELD GOAL PERCENTAGE	.462 (12-26), Nebraska (12/13/25)	.241 (7-29), Jackson State (11/3/25)
FREE THROWS	17, Alabama (11/19/25)	3, Texas Tech (11/11/25)
FREE THROW ATTEMPTS	23, Alabama (11/19/25)	4, Texas Tech (11/11/25)
FREE THROW PERCENTAGE	.917 (11-12), Florida Gulf Coast (11/7/25)	.444 (8-18), Tennessee (12/6/25)
REBOUNDS	43, UConn (11/28/25)	19, Jackson State (11/3/25)
OFFENSIVE REBOUNDS	23, Tennessee (12/6/25)	4, Jackson State (11/3/25)
DEFENSIVE REBOUNDS	29, UConn (11/28/25)	13, Long Island (11/22/25)
PERSONAL FOULS	27, Ohio State (12/9/25)	12, Colgate (11/14/25)
ASSISTS	20, twice; last, Nebraska (12/13/25)	5, Jackson State (11/3/25)
TURNOVERS	17, Long Island (11/22/25)	1, Florida Gulf Coast (11/7/25)
STEALS	11, twice; last, Long Island (11/22/25)	3, Ohio State (12/9/25)
BLOCKED SHOTS	7, UConn (11/28/25)	0, UTRGV (11/24/25)

INDIVIDUAL SUPERLATIVES

ILLINOIS HIGHS

POINTS	31, Kylan Boswell vs. Florida Gulf Coast (11/7/25)
FIELD GOALS	11, Andrej Stojakovic vs. UTRGV (11/24/25)
	11, Andrej Stojakovic vs. Alabama (11/19/25)
	11, Andrej Stojakovic vs. Texas Tech (11/11/25)
FIELD GOAL ATTEMPTS	17, Andrej Stojakovic vs. UTRGV (11/24/25)
FIELD GOAL PERCENTAGE (MIN. 6 ATT.)	.778 (7-9), Keaton Wagler vs. Florida Gulf Coast (11/7/25)
3-POINT FIELD GOALS	5, Ben Humrichous vs. Jackson State (11/3/25)
3-POINT FIELD GOAL ATTEMPTS	11, Keaton Wagler vs. Tennessee (12/6/25)
3-POINT FIELD GOAL PERCENTAGE (MIN. 4 ATT.)	.800 (4-5), David Mirkovic at Ohio State (12/9/25)
FREE THROWS	11, Kylan Boswell vs. Florida Gulf Coast (11/7/25)
FREE THROW ATTEMPTS	13, Kylan Boswell vs. Florida Gulf Coast (11/7/25)
FREE THROW PERCENTAGE (MIN. 6 ATT.)	1.000 (8-8), David Mirkovic at Ohio State (12/9/25)
	1.000 (8-8), David Mirkovic vs. Colgate (11/14/25)
REBOUNDS	21, David Mirkovic vs. Colgate (11/14/25)
OFFENSIVE REBOUNDS	8, David Mirkovic vs. Colgate (11/14/25)
DEFENSIVE REBOUNDS	13, David Mirkovic vs. Colgate (11/14/25)
ASSISTS	10, Keaton Wagler vs. Nebraska (12/13/25)
TURNOVERS	5, Andrej Stojakovic vs. Alabama (11/19/25)
STEALS	3, Zvonimir Ivisic vs. Long Island (11/22/25)
	3, David Mirkovic vs. Alabama (11/19/25)
	3, Andrej Stojakovic vs. Texas Tech (11/11/25)
BLOCKED SHOTS	7, Zvonimir Ivisic vs. Florida Gulf Coast (11/7/25)
MINUTES	40:00, Keaton Wagler vs. Nebraska (12/13/25)

OPPONENT HIGHS

POINTS	35, JT Toppin, Texas Tech (11/11/25)
FIELD GOALS	17, JT Toppin, Texas Tech (11/11/25)
FIELD GOAL ATTEMPTS	25, JT Toppin, Texas Tech (11/11/25)
FIELD GOAL PERCENTAGE (MIN. 6 ATT.)	.800 (8-10), LeJuan Watts, Texas Tech (11/11/25)
3-POINT FIELD GOALS	6, Pryce Sandfort, Nebraska (12/13/25)
	6, Bruce Thornton, Ohio State (12/9/25)
3-POINT FIELD GOAL ATTEMPTS	11, Pryce Sandfort, Nebraska (12/13/25)
3-POINT FIELD GOAL PERCENTAGE (MIN. 4 ATT.)	.750 (3-4), Filip Brankovic, UTRGV (11/24/25)
	.750 (3-4), Faheim Meran, Long Island (11/22/25)
FREE THROWS	7, J.R. Konieczny, Florida Gulf Coast (11/7/25)
FREE THROW ATTEMPTS	8, J.R. Konieczny, Florida Gulf Coast (11/7/25)
FREE THROW PERCENTAGE (MIN. 6 ATT.)	1.000 (6-6), Devin Royal, Ohio State (12/9/25)
REBOUNDS	11, Amari Allen, Alabama (11/19/25)
	11, JT Toppin, Texas Tech (11/11/25)
OFFENSIVE REBOUNDS	6, Jaylen Carey, Tennessee (12/6/25)
DEFENSIVE REBOUNDS	9, Amari Allen, Alabama (11/19/25)
ASSISTS	11, Christian Anderson, Texas Tech (11/11/25)
TURNOVERS	6, JT Toppin, Texas Tech (11/11/25)
STEALS	3, Berke Buyuktuncel, Nebraska (12/13/25)
	3, JT Toppin, Texas Tech (11/11/25)
BLOCKED SHOTS	3, Alex Karaban, UConn (11/28/25)
	3, Amari Allen, Alabama (11/19/25)
	3, JT Toppin, Texas Tech (11/11/25)
MINUTES	40:00, Bruce Thornton, Ohio State (12/9/25)

ILLINOIS' TOP INDIVIDUAL GAMES

POINTS

1. 31 . . . Kylan Boswell vs. Florida Gulf Coast (11/7/25)
2. 27 David Mirkovic vs. Colgate (11/14/25)
3. 26 . . . Andrej Stojakovic vs. Alabama (11/19/25)
4. 25 Kylan Boswell vs. UConn (11/28/25)
5. 24 Andrej Stojakovic vs. UTRGV (11/24/25)

REBOUNDS

1. 21 David Mirkovic vs. Colgate (11/14/25)
2. 14 . . . David Mirkovic vs. Jackson State (11/3/25)
3. 11 . . . David Mirkovic vs. Florida Gulf Coast (11/7/25)
4. 10 . . . Andrej Stojakovic vs. Nebraska (12/13/25)
- 10 Tomislav Ivisic vs. UConn (11/28/25)
- 10 David Mirkovic vs. Alabama (11/19/25)
- 10 . . . Kylan Boswell vs. Florida Gulf Coast (11/7/25)

ASSISTS

1. 10 Keaton Wagler vs. Nebraska (12/13/25)
2. 7 Kylan Boswell vs. Alabama (11/19/25)
3. 5 Keaton Wagler at Ohio State (12/9/25)
- 5 Keaton Wagler vs. Tennessee (12/6/25)
- 5 David Mirkovic vs. UTRGV (11/24/25)
- 5 Mihailo Petrovic vs. Alabama (11/19/25)
- 5 Kylan Boswell vs. Jackson State (11/3/25)

STEALS

1. 3 Zvonimir Ivisic vs. Long Island (11/22/25)
- 3 David Mirkovic vs. Alabama (11/19/25)
- 3 . . . Andrej Stojakovic vs. Texas Tech (11/11/25)
4. 2 Ben Humrichous vs. Tennessee (12/6/25)
- 2 . . . Andrej Stojakovic vs. Tennessee (12/6/25)
- 2 . . . Keaton Wagler vs. Long Island (11/22/25)
- 2 Kylan Boswell vs. Colgate (11/14/25)
- 2 Kylan Boswell vs. Jackson State (11/3/25)
- 2 . . . Keaton Wagler vs. Jackson State (11/3/25)

BLOCKED SHOTS

1. 7 . . . Zvonimir Ivisic vs. Florida Gulf Coast (11/7/25)
2. 5 Zvonimir Ivisic vs. UConn (11/28/25)
3. 3 Ben Humrichous vs. Tennessee (12/6/25)
- 3 . . . Zvonimir Ivisic vs. vs. Long Island (11/22/25)
- 3 . . . Zvonimimr Ivisic vs. Texas Tech (11/11/25)

MINUTES

1. 40:00 . . . Keaton Wagler vs. Nebraska (12/13/25)
2. 39:05 Kylan Boswell vs. UConn (11/28/25)
3. 38:54 . . . Keaton Wagler at Ohio State (12/9/25)
4. 38:29 . . . Kylan Boswell vs. Texas Tech (11/11/25)
5. 37:44 David Mirkovic vs. Colgate (11/14/25)

SPECIALTY STATISTICS

	OPPONENT	Off TOs (ILL-Opp.)	In Paint (ILL-Opp.)	2nd Chance (ILL-Opp.)	Fast Break (ILL-Opp.)	Bench (ILL-Opp.)	Largest Lead	Largest Deficit	ILL Run	Opp. Run	Lead Changes	Ties
Nov. 3	Jackson State	14-13	42-20	26 -1	5-17	32 -15	58	--	17	4	0	0
Nov. 7	Florida Gulf Coast	2-11	48-28	17-7	7-7	24-27	51	--	14	7	0	0
Nov. 11	Texas Tech	29 -16	52-42	14-6	6-4	26-7	13	7	11	9	5	4
Nov. 14	Colgate	7-11	30-32	22-6	0-2	15-17	24	2	9	7	4	3
Nov. 19	vs. Alabama	6-9	40-30	16-14	11 -16	17-32	9	9	7	6	1	0
Nov. 22	LIU	28-14	68 -24	17-5	3-7	27-31	46	4	24	6	3	2
Nov. 24	UTRGV	3-8	44-28	10-12	4-3	29-16	19	4	10	5	8	1
Nov. 28	vs. UConn	10-9	24-24	9-11	9-6	11-31	--	21	11	10	0	0
Dec. 6	vs. Tennessee	8-5	32-34	15-22	5-5	13-24	14	2	8	5	5	6
Dec. 9	at Ohio State	8-10	24-34	8-13	4-12	15-2	10	3	11	7	3	2
Dec. 13	Nebraska	8-8	34-34	19-9	4-7	15-10	2	14	13	11	2	4
Dec. 22	vs. Missouri											
Dec. 29	Southern											
Jan. 3	at Penn State											
Jan. 8	Rutgers											
Jan. 11	at Iowa											
Jan. 14	at Northwestern											
Jan. 17	Minnesota											
Jan. 21	Maryland											
Jan. 24	at Purdue											
Jan. 29	Washington											
Feb. 1	at Nebraska											
Feb. 4	Northwestern											
Feb. 7	at Michigan State											
Feb. 10	Wisconsin											
Feb. 15	Indiana											
Feb. 18	at USC											
Feb. 21	at UCLA											
Feb. 27	Michigan											
March 3	Oregon											
March 8	at Maryland											
Totals		123-114	438-330	173-106	58-99	224-212						
Average		11.2-10.4	39.8-30.0	15.7-9.6	5.3-9.0	20.4-19.3						
Margin		+0.8	+9.8	+6.1	-3.7	+1.1						

GAME 1

#17 ILLINOIS 113, JACKSON STATE 55

NOV. 3, 2025 // STATE FARM CENTER // CHAMPAIGN, ILL.



Official Basketball Box Score - Final
Jackson St. at Illinois
11/03/25 State Farm Center, Champaign
2025-26 Fighting Illini Men's Basketball

Game Time: 7:34 PM
Game Duration: 1:48
Attendance: 14,511

Officials: Jason Phillips, Steve Honacki, Jim Bruno

Jackson St. - 55

Record: 0-1

NO.	Name	Min	FG M-A	3P M-A	FT M-A	Rebounds OR DR TOT	Fouls PF FD	TP	AS	TO	ST	Blocks BS BA	+/-
3	Jayne Mitchell Jr.	25:15	2-7	2-4	1-2	0 1 1	1 1	7	0	0	1	0 1	-34
4	Devin Ree	19:05	7-11	4-8	1-1	0 1 1	5 1	19	0	2	2	0 1	-19
21	Kobe Butler	13:52	0-2	0-0	0-0	1 0 1	0 0	0	0	0	1	0 0	-21
1	Dorian McMillian	30:59	0-9	0-2	2-2	0 1 1	2 2	2	3	0	2	0 0	-43
24	Daeshun Ruffin	G 26:45	5-11	0-4	2-3	0 5 5	3 2	12	1	4	1	0 1	-42
10	Ebo Wilson	07:28	0-0	0-0	0-0	1 0 1	4 0	0	0	1	0	0 0	-30
2	Jalen Tatum	17:35	0-2	0-0	2-2	0 1 1	3 2	2	0	0	0	0 0	-32
11	Mike Williams	24:48	4-13	0-5	1-2	0 2 2	1 1	9	1	2	2	0 0	-37
9	Deyan Kolev	09:14	1-2	1-2	0-0	0 0 0	0 0	3	0	0	1	1 0	-13
0	Tamarion Hoover	11:12	0-1	0-1	0-0	0 0 0	2 0	0	0	0	1	0 0	-14
12	Delyle Williams	06:55	0-1	0-1	0-0	0 1 1	0 0	0	0	0	1	0 0	-11
7	Kedrick Simmons	06:52	0-3	0-2	1-2	1 1 2	1 1	1	0	1	0	0 0	-4
Team						1 2 3	0	0		1			
Totals			19-62	7-29	10-14	4 15 19	22 10	55	5	11	11	2 2	-58

Shooting By Period		
1 st FG%	9-31	29.0%
3PT%	4-15	26.7%
FT%	5-8	62.5%
2 nd FG%	10-31	32.3%
3PT%	3-14	21.4%
FT%	5-6	83.3%
GM FG%	19-62	30.6%
3PT%	7-29	24.1%
FT%	10-14	71.4%
Dead Ball Rebounds: 1, 1		

Major Fouls: NONE

Illinois - 113

Record: 1-0

NO.	Name	Min	FG M-A	3P M-A	FT M-A	Rebounds OR DR TOT	Fouls PF FD	TP	AS	TO	ST	Blocks BS BA	+/-
0	David Mirkovic	F 23:43	7-10	2-4	3-3	3 11 14	0 7	19	4	2	0	0 0	33
15	Jake Davis	F 28:32	5-11	3-8	0-0	3 1 4	1 0	13	4	0	1	0 0	41
13	Tomislav Ivisic	C 22:57	9-12	3-6	0-2	2 2 4	1 1	21	0	4	0	0 0	27
4	Kylan Boswell	G 28:07	4-9	2-5	0-1	1 4 5	2 3	10	5	1	2	0 0	48
23	Keaton Wagler	G 26:31	4-8	2-2	8-10	4 2 6	3 7	18	4	3	2	0 1	39
3	Ben Humrichous	20:52	6-11	5-9	4-6	1 4 5	0 3	21	2	0	0	0 0	40
44	Zvonimir Ivisic	18:12	2-5	0-3	0-0	2 7 9	1 0	4	2	0	0	2 0	27
8	Blake Fagbemi	13:56	1-3	0-0	0-0	1 2 3	1 0	2	1	1	0	0 0	5
31	Jason Jakstys	11:41	1-2	0-0	0-0	3 6 9	1 0	2	1	0	1	0 1	22
5	AJ Redd	05:29	1-2	0-0	1-2	1 0 1	0 1	3	0	1	0	0 0	8
Team						0 1 1	0	0		0			
Totals			40-73	17-37	16-24	21 40 61	10 22	113	23	12	6	2 2	58

Shooting By Period		
1 st FG%	21-36	58.3%
3PT%	10-19	52.6%
FT%	8-13	61.5%
2 nd FG%	19-37	51.4%
3PT%	7-18	38.9%
FT%	8-11	72.7%
GM FG%	40-73	54.8%
3PT%	17-37	45.9%
FT%	16-24	66.7%
Dead Ball Rebounds: 4, 2		

Major Fouls: NONE

Major Points: N

	JSU	ILL				
Biggest lead	0 (1 st 20:00)	58 (2 nd 1:29)				
Best Scoring Run	4 (1 st 10:34)	17 (1 st 13:40)				
Lead Changes						
Times Tied	0					
Time with Lead	00:00	38:57				
Points from Turnovers	JSU 13	ILL 14				
Paint	20	42				
Second Chance	1	26				
Fast Breaks	17	5				
Bench	15	32				
Period by Period Scoring						
			1st	2nd	TOT	
JSU	27	28	55			
ILL	60	53	113			

Game 1 Recap — #17 Illinois 113, Jackson State 55

No. 17 Illinois cruised to a 113-55 season-opening victory over Jackson State on Monday night at State Farm Center.

The 58-point Illini win stemmed from lockdown defense, dominating the glass, and shooting well from deep. Illinois outrebounded the Tigers, 61-19, and knocked down 17 threes.

Tomislav Ivisic and Ben Humrichous led Illinois in scoring, pouring in 21 points each. Humrichous tied his highest-scoring game at Illinois, knocking down five threes, shooting 6-11 from the field, and grabbing five rebounds. Ivisic shot 9-12 with four boards.

David Mirkovic recorded a double-double (19 points, 14 rebounds), becoming the first Illini freshman to achieve the feat in a season opener since Kofi Cockburn in 2019. Mirkovic also added four assists.

Keaton Wagler had a strong showing in his collegiate debut, starting and recording 18 points, six rebounds, four assists, and two steals. Wagler shot 4-8 from the field and 8-10 at the free throw line.

In his first game of his senior season, Kylan Boswell put up 10 points, five rebounds, and five assists to start the 2025-26 campaign. He shot 4-9 and hit two 3-pointers in 28 minutes of action.

Jake Davis finished with 13 points and three 3-pointers, while adding four rebounds, and four assists.

Jason Jakstys and Blake Fagbemi recorded the first buckets of their collegiate careers. Jakstys also grabbed nine rebounds to match Zvonimir Ivisic for game-high honors, while Fagbemi three rebounds and an assist.

Illinois has now won 10 consecutive season openers.

GAME 2

#17 ILLINOIS 113, FLORIDA GULF COAST 70

NOV. 7, 2025 // STATE FARM CENTER // CHAMPAIGN, ILL.



Official Basketball Box Score - Final
FGCU at Illinois
11/07/25 State Farm Center, Champaign
2025-26 Fighting Illini Men's Basketball

Game Time: 7:30 PM
Game Duration: 2:00
Attendance: 15,544

Officials: Larry Scrotto, Kelly Pfeiffer, Anthony Burns

FGCU - 70

Record: 1-1

NO.	Name	Min	FG M-A	3P M-A	FT M-A	Rebounds OR DR TOT	Fouls PF FD	TP	AS	TO	ST	Blocks BS BA	+/-
6	Rory Stewart	F 15:20	1-4	1-4	0-0	2 1 3	1 0	3	0	0	0	0 0	-33
20	J.R. Konieczny	F 28:08	8-16	3-7	7-8	1 4 5	3 5	26	1	1	2	0 1	-27
32	Isaiah Malone	F 21:40	2-9	0-1	3-3	4 1 5	4 6	7	0	0	0	2 2	-36
1	Rahmir Barno	G 16:42	2-8	0-2	0-0	0 0 0	2 0	4	2	0	1	0 1	-31
10	George Washington	G 18:24	1-7	1-6	0-0	0 0 0	3 1	3	0	0	0	0 1	-26
15	Michael Duax	11:43	0-4	0-1	0-0	0 2 2	3 0	0	1	0	0	0 0	-13
0	Jack Reddick	23:18	3-8	0-0	0-0	0 1 1	0 1	6	5	0	0	0 1	-12
2	Darren Williams	10:51	1-3	1-1	0-0	0 2 2	3 0	3	0	0	0	0 0	-7
21	Tristen Guilloette	18:20	2-4	0-0	0-0	2 1 3	1 1	4	1	0	0	0 1	-7
7	Jordan Ellerbee	21:53	5-14	1-4	1-1	4 1 5	4 1	12	1	0	0	0 2	-29
3	Gabe Tanner	10:10	1-2	0-1	0-0	0 0 0	1 0	2	1	0	1	0 0	7
4	Matthew McCarthy	03:31	0-0	0-0	0-0	0 0 0	0 0	0	1	0	0	0 0	-1
Team						0 4 4	0	0		0			
Totals			26-79	7-27	11-12	13 17 30	25 15	70	13	1	4	2 9	-43

Shooting By Period		
1 st FG%	10-45	22.2%
3PT%	3-18	16.7%
FT%	4-5	80%
2 nd FG%	16-34	47.1%
3PT%	4-9	44.4%
FT%	7-7	100%
GM FG%	26-79	32.9%
3PT%	7-27	25.9%
FT%	11-12	91.7%
Dead Ball Rebounds: 1, 1		

Major Fouls: NONE

Illinois - 113

Record: 2-0

NO.	Name	Min	FG M-A	3P M-A	FT M-A	Rebounds OR DR TOT	Fouls PF FD	TP	AS	TO	ST	Blocks BS BA	+/-
0	David Mirkovic	F 28:03	5-11	0-3	7-8	1 10 11	2 8	17	1	1	0	1 1	46
15	Jake Davis	F 23:37	1-4	1-4	0-0	0 2 2	2 0	3	0	0	0	0 0	30
44	Zvonimir Ivisic	C 28:56	6-9	3-6	1-1	1 8 9	3 1	16	0	1	0	7 0	29
4	Kylan Boswell	G 27:53	8-13	4-7	11-13	3 7 10	4 7	31	3	1	0	0 0	39
23	Keaton Wagler	G 27:33	7-9	1-3	7-7	4 3 7	1 5	22	3	0	0	0 0	40
2	Andrej Stojakovic	21:57	4-10	1-3	0-1	1 4 5	0 2	9	3	3	0	0 1	-7
3	Ben Humrichous	23:22	3-7	1-5	2-2	1 4 5	1 1	9	2	0	0	0 0	23
31	Jason Jakstys	09:51	2-2	0-0	0-0	0 1 1	2 0	4	1	0	0	1 0	14
8	Blake Fagbemi	05:17	0-0	0-0	0-0	0 1 1	0 0	0	2	0	0	0 0	2
5	AJ Redd	03:31	0-0	0-0	2-2	0 0 0	0 1	2	0	0	0	0 0	-1
Team						0 0 0	0	0		1			
Totals			36-65	11-31	30-34	11 40 51	15 25	113	15	7	0	9 2	43

Shooting By Period		
1 st FG%	17-34	50.0%
3PT%	5-16	31.3%
FT%	20-21	95.2%
2 nd FG%	19-31	61.3%
3PT%	6-15	40.0%
FT%	10-13	76.9%
GM FG%	36-65	55.4%
3PT%	11-31	35.5%
FT%	30-34	88.2%
Dead Ball Rebounds: 4, 0		

Major Fouls: NONE

	FGCU	ILL	Points from		Period by Period Scoring			
Biggest lead	0 (1 st 20:00)	51 (2 nd 9:10)	Turnovers	13	2	1st	2nd	TOT
Best Scoring Run	7 (2 nd 7:01)	14 (2 nd 13:06)	Paint	28	48	FGCU	27	43
Lead Changes			Second Chance	7	17			70
Times Tied	0		Fast Breaks	7	7	ILL	59	54
Time with Lead	00:00	39:34	Bench	27	24			
								113

Game 2 Recap — #17 Illinois 113, Florida Gulf Coast 70

Kylan Boswell and David Mirkovic each recorded double-doubles to lead #17 Illinois to a 113-70 home victory at a sold-out State Farm Center on Friday night.

The Fighting Illini (2-0) had four players score in double figures, led by Boswell, who poured in a career-high 31 points and matched his personal-best with 10 rebounds. Mirkovic, who posted 19 points and 14 rebounds in his debut Monday vs. Jackson State, notched his second straight double-double performance with 17 points and 11 boards.

Keaton Wagler tallied career-highs with 22 points and seven rebounds after going for 18 points and six rebounds in his debut. Zvonimir Ivisic narrowly missed a double-double of his own, going for 16 points and nine rebounds while adding seven blocks.

The Illini shot 55% from the field as a team and hit 11 3-pointers, led by Boswell's four triples, his most as an Illini. Ivisic knocked down three shots from beyond the arc, including a four-point play in the first half. His seven blocks, tied for the second-most in a single game in Illinois program history and helped hold FGCU to 33% shooting from the field.

The Illini also posted a big rebounding edge, 51-30, over the Eagles.

After jumping out to a 38-15 advantage, Illinois went on a 9-0 run with 8:12 left in the first half to push the lead to 47-15 and went into halftime with a 59-27 advantage. Illinois took advantage of five offensive rebounds to score nine second-chance points in the first half.

After the break, the Illini widened the lead, 65-31, before going on a 14-0 run, finished off by Andrej Stojakovic's layup, to take a 79-31 lead with 13 minutes to play. The Eagles narrowed the margin late in the game, but the Fighting Illini rolled the rest of the way for the 113-70 win. Illinois got a boost from its bench in the second half, with non-starters accounting for 20 points in the frame.

GAME 3
#14 ILLINOIS 81, #11 TEXAS TECH 77
NOV. 11, 2025 // STATE FARM CENTER // CHAMPAIGN, ILL.



Official Basketball Box Score - Final
Texas Tech at Illinois
11/11/25 State Farm Center, Champaign
2025-26 Fighting Illini Men's Basketball

Game Time: 7:30 PM
Game Duration: 2:08
Attendance: 15,544

Officials: Keith Kimble, Kelly Pfeifer, Michael Reed

Texas Tech - 77

Record: 2-1

NO.	Name	Min	FG	3P	FT	Rebounds	Fouls	TP	AS	TO	ST	Blocks	BS	BA	+
			M-A	M-A	M-A	OR DR TOT	PF FD								
3	LeJuan Watts	29:39	8-10	2-2	3-3	1 3 4	3 2	21	2	3	0	0	1	3	
12	Donovan Atwell	33:57	1-4	1-4	0-0	2 5 7	3 1	3	1	0	1	0	0	0	
15	JT Toppin	38:45	17-25	1-2	0-1	3 8 11	2 5	35	3	6	3	3	2	-2	
1	Tyreee Bryan	25:55	1-4	1-3	0-0	0 0 0	5 0	3	1	0	0	0	0	-4	
4	Christian Anderson	38:40	4-12	0-6	0-0	0 3 3	0 0	8	11	3	2	0	1	-5	
11	Jaylen Petty	17:52	2-5	1-2	0-0	0 0 0	4 0	5	2	0	1	0	1	0	
8	Nolan Groves	09:33	0-3	0-3	0-0	0 0 0	1 0	0	0	0	0	0	0	-4	
13	Marial Akuentok	05:39	1-1	0-0	0-0	0 2 2	0 0	2	0	0	0	0	0	-8	
Team						1 2 3	0 0	0	0	1					
Totals			34-64	6-22	3-4	7 23 30	18 8	77	20	13	7	3	5	-4	

Shooting By Period			
1 st FG%	14-33	42.4%	
3PT%	4-12	33.3%	
FT%	0-0	0%	
2 nd FG%	20-31	64.5%	
3PT%	2-10	20.0%	
FT%	3-4	75%	
GM FG%	34-64	53.1%	
3PT%	6-22	27.3%	
FT%	3-4	75.0%	
Dead Ball Rebounds: 0, 1			

Major Fouls: NONE

Illinois - 81

Record: 3-0

NO.	Name	Min	FG	3P	FT	Rebounds	Fouls	TP	AS	TO	ST	Blocks	BS	BA	+
			M-A	M-A	M-A	OR DR TOT	PF FD								
0	David Mirkovic	35:27	5-13	1-5	0-1	2 2 4	1 3	11	1	3	2	0	0	8	
15	Jake Davis	15:25	0-0	0-0	0-0	0 1 1	0 0	0	0	0	0	0	0	2	
44	Zvonimir Ivisic	23:59	4-6	2-4	1-2	2 5 7	2 1	11	0	2	0	3	0	7	
4	Kylan Boswell	38:29	5-10	3-5	9-12	0 2 2	4 8	22	3	4	1	0	1	6	
23	Keaton Wagler	35:06	3-9	0-3	5-6	5 2 7	0 3	11	0	3	0	0	0	-5	
3	Ben Humrichous	23:00	1-5	1-4	0-0	0 6 6	1 0	3	0	0	0	0	0	-5	
31	Jason Jakstys	02:39	0-0	0-0	0-0	0 0 0	0 0	0	0	0	0	0	0	0	
2	Andrej Stojakovic	25:55	11-16	0-1	1-2	0 3 3	0 3	23	1	1	3	2	2	7	
Team						2 2 4	0 0	0	0	0					
Totals			29-59	7-22	16-23	11 23 34	8 18	81	5	13	6	5	3	4	

Shooting By Period			
1 st FG%	16-29	55.2%	
3PT%	7-15	46.7%	
FT%	6-8	75%	
2 nd FG%	13-30	43.3%	
3PT%	0-7	0.0%	
FT%	10-15	66.7%	
GM FG%	29-59	49.2%	
3PT%	7-22	31.8%	
FT%	16-23	69.6%	
Dead Ball Rebounds: 2, 1			

Major Fouls: Boswell (F1) 2nd 0:12

	TTU	ILL
Biggest lead	7 (1 st 18:13)	13 (1 st 0:00)
Best Scoring Run	9 (2 nd 12:49)	11 (1 st 15:39)
Lead Changes	5	
Times Tied	4	
Time with Lead	04:27	33:24

Points from	TTU	ILL
Turnovers	16	29
Paint	52	42
Second Chance	6	14
Fast Breaks	4	6
Bench	7	26

Period by Period Scoring			
	1st	2nd	TOT
TTU	32	45	77
ILL	45	36	81

Game 3 Recap — #14 Illinois 81, #11 Texas Tech 77

Andrej Stojakovic scored 23 points and blocked a potential tying 3-pointer in the final seconds as No. 14 Illinois defeated No. 11 Texas Tech, 81-77, in front of a sellout crowd at State Farm Center on Tuesday night.

Kylan Boswell, who eclipsed 1,000 career points in the contest, scored 22 and three players — David Mirkovich, Keaton Wagler, and Zvonimir Ivisic — each scored 11 for the Fighting Illini (3-0). After falling behind 7-0 to open the game, Illinois built a 13-point halftime lead, then battled back for the win by overcoming a second half onslaught from Texas Tech led by All-American J.T. Toppin.

Toppin, the reigning Big 12 Player of the Year, had 35 points and 11 rebounds for Texas Tech (2-1). It was his 33rd career double-double. LeJuan Watts scored 21 for the Red Raiders.

Texas Tech had an opportunity to tie the game after Watts sank two free throws with 12.5 seconds left to make it 80-77 following a flagrant foul on Boswell. But then Stojakovic blocked Christian Anderson's 3-point try and Wagler hit a free throw to seal it with just six seconds to play.

The Red Raiders overcame Illinois' 45-32 halftime lead by making 12 straight shots to start the second half. A Watt's tipin with 8:44 remaining gave TTU their final lead of the game, 65-64.

Illinois regained the lead for good 66-65 on a layup by Ivisic with 8:19 remaining. The bucket started an 8-0 Illini run that also included back-to-back buckets from Stojakovic and was capped by Boswell's layup with just over 5 minutes to play.

The win was the first home win over a top 25-ranked nonconference opponent for the Illini under head coach Brad Underwood, and marked the program's 28th top 25 victory since 2019-20, tied with UConn for the eighth-most in the country during that span.

GAME 4
#14 ILLINOIS 84, COLGATE 65
NOV. 14, 2025 // STATE FARM CENTER // CHAMPAIGN, ILL.



Official Basketball Box Score - Final
Colgate at Illinois
11/14/25 State Farm Center, Champaign
2025-26 Fighting Illini Men's Basketball

Game Time: 8:00 PM
Game Duration: 1:44
Attendance: 15,544

Officials: Randy Richardson, Verne Harris, Jason Phillips

Colgate - 65

Record: 1-3

NO.	Name	Min	FG	3P	FT	Rebounds	Fouls	TP	AS	TO	ST	Blocks	BS	BA	+
			M-A	M-A	M-A	OR DR TOT	PF FD								
22	Andrew Alekseyenko	30:00	8-16	1-3	4-5	0 6 6	2 5	21	1	1	1	0	2	-13	
33	Sam Wright	23:44	4-11	1-4	0-0	1 2 3	1 2	9	0	1	0	0	1	-27	
1	Brady Cummings	24:58	2-5	2-2	0-0	0 1 1	4 1	6	0	0	1	0	0	-20	
3	Jalen Cox	33:13	5-12	0-2	2-2	0 6 6	2 2	12	4	1	1	1	0	-18	
6	Ben Tweedy	21:46	0-3	0-2	0-0	0 1 1	4 1	0	3	0	0	0	1	-6	
13	Kyle Carlesimo	19:34	1-4	0-2	0-0	0 2 2	2 0	2	0	0	0	0	1	-9	
15	Ayomi Odetoyinbo	16:16	3-3	0-0	0-0	2 1 3	3 3	6	0	1	0	0	0	8	
23	Cooper Wright	08:08	0-1	0-0	0-0	0 0 0	0 0	0	0	0	0	0	0	-6	
0	Ethan Brown	01:52	0-0	0-0	0-0	0 0 0	0 0	0	0	0	0	0	0	0	
4	Josh Ahayere	20:29	3-7	1-4	2-2	1 2 3	0 1	9	1	1	1	0	0	-4	
Team						2 2 4	0 0	0	0	0					
Totals			26-62	5-19	8-9	6 23 29	18 12	65	9	5	4	1	5	-19	

Shooting By Period			
1 st FG%	12-29	41.4%	
3PT%	2-9	22.2%	
FT%	4-4	100%	
2 nd FG%	14-33	42.4%	
3PT%	3-10	30.0%	
FT%	4-5	80%	
GM FG%	26-62	41.9%	
3PT%	5-19	26.3%	
FT%	8-9	88.9%	
Dead Ball Rebounds: 1, 2			

Major Fouls: Alekseyenko (TF) 1st 3:03

Illinois - 84

Record: 4-0

NO.	Name	Min	FG	3P	FT	Rebounds	Fouls	TP	AS	TO	ST	Blocks	BS	BA	+
			M-A	M-A	M-A	OR DR TOT	PF FD								
0	David Mirkovic	37:44	8-16	3-7	8-8	8 13 21	2 4	27	3	4	0	0	0	19	
44	Zvonimir Ivisic	16:03	1-1	1-1	0-0	1 0 1	1 0	3	0	0	0	1	0	5	
2	Andrej Stojakovic	37:28	3-11	1-6	2-3	1 3 4	1 2	9	2	1	0	0	0	22	
4	Kylan Boswell	30:48	5-16	1-6	0-0	1 3 4	2 0	11	4	1	2	0	1	18	
23	Keaton Wagler	33:49	4-11	2-6	9-11	3 3 6	3 7	19	2	1	1	0	0	11	
3	Ben Humrichous	23:24	4-9	2-6	0-0	3 2 5	0 1	10	1	0	0	2	0	1	
15	Jake Davis	24:15	1-5	1-5	2-2	2 1 3	2 3	5	0	0	0	1	0	11	
31	Jason Jakstys	06:29	0-0	0-0	0-0	0 1 1	1 0	0	0	0	0	1	0	8	
Team						0 4 4	0 0	0	0	0					
Totals			26-69	11-37	21-24	19 30 49	12 17	84	12	7	3	5	1	19	

Shooting By Period			
1 st FG%	13-37	35.1%	
3PT%	5-17	29.4%	
FT%	10-12	83.3%	
2 nd FG%	13-32	40.6%	
3PT%	6-20	30.0%	
FT%	11-12	91.7%	
GM FG%	26-69	37.7%	
3PT%	11-37	29.7%	
FT%	21-24	87.5%	
Dead Ball Rebounds: 2, 0			

Major Fouls: NONE

	COL	ILL
Biggest lead	2 (1 st 18:10)	24 (2 nd 4:35)
Best Scoring Run	7 (1 st 8:35)	9 (1 st 2:39)
Lead Changes	4	
Times Tied	3	
Time with Lead	00:31	37:55

Points from	COL	ILL
Turnovers	11	7
Paint	32	30
Second Chance	6	22
Fast Breaks	2	0
Bench	17	15

Period by Period Scoring			
	1st	2nd	TOT
COL	30	35	65
ILL	41	43	84

Game 4 Recap — #14 Illinois 84, Colgate 65

Fighting Illini forward David Mirkovic recorded an historic 27-point, 21-rebound double-double to lead No. 14 Illinois (4-0) to an 84-65 win over Colgate (1-3) in front of a sold-out State Farm crowd.

Mirkovic etched his name among some Illini greats in the win, recording the first 20+ point, 20+ rebound game by an Illini in almost 53 years — since Nick Weatherspoon went for 37 points and 22 rebounds vs. DePauw on Dec. 2, 1972, and breaking Kofi Cockburn's single-game freshman rebounding record of 17, set twice in 2019-20.

Mirkovic became the just the fourth freshman nationally in the last 21 years to record at least 27 points and 21 rebounds in a game, joining Duke's Marvin Bagley III (32 points and 21 rebounds on Dec. 30, 2017 vs. Florida State), Michael Beasley twice for Kansas State (32 points and 24 rebounds vs. Sacramento State on Nov. 9, 2007, 28 points and 22 rebounds vs. Western Illinois on Nov. 17, 2007), and Texas' Kevin Durant (37 points and 23 rebounds at Texas Tech on Jan. 31, 2007).

Behind Mirkovic, freshman G Keaton Wagler, continued his sensational start to the season with 19 points and six rebounds. Nine of Wagler's 19 came on 11 attempts from the free-throw line.

Kylan Boswell (11 points) and Ben Humrichous (10 points) also posted double-digit scoring games for the Illini who were outshot by Colgate, 37.7% to 41.9%, but posted a +20 rebounding margin (49-29).

The Illini jumped out to a 19-11 lead early in the contest before a Colgate run knotted the game, 28-28, at the 4-minute mark of the first half. Illinois responded, however, with a 13-2 run to close out the half with a 41-30 lead.

Out of the break, the Illini continued to steadily pull away from the Raiders and built a 19-point edge, 57-38, with just under 15 minutes left to play. A Mirkovic triple at the 4:35 mark gave Illinois its biggest lead of the night at 24 points, 78-54, before the Orange and Blue closed out the 19-point victory.

GAME 5

#11 ALABAMA 90, #8 ILLINOIS 86

NOV. 19, 2025 // UNITED CENTER // CHICAGO, ILL.



Official Basketball Box Score - Final
Alabama at Illinois
11/19/25 United Center, Chicago
2025-26 Men's Basketball

Game Time: 8:00 PM
Game Duration: 2:23
Attendance: 17,775

Officials: Paul Szec, D.J. Carstensen, Jeb Hartness

Alabama - 90

Record: 3-1

NO. Name	Min	FG	3P	FT	Rebounds	Fouls	TP	AS	TO	ST	Blocks	+/-
		M-A	M-A	M-A	OR DR TOT	PF FD					BS BA	
7 Taylor Bol Bowen	F 24:40	4-8	2-6	2-2	0 3 3	4 2	12	0	0	0	2 0	8
22 Aiden Sherrell	F 08:49	1-1	1-1	3-4	1 1 2	4 3	6	0	1	1	0 0	1
0 Labaron Philon	G 24:44	9-18	3-6	3-4	2 0 2	4 3	24	5	1	1	0 1	1
2 Aden Holloway	G 30:55	4-11	2-8	1-2	1 2 3	2 2	11	3	1	1	0 0	7
3 Latrell Wrightsell Jr.	G 25:53	2-5	1-4	0-0	0 1 1	0 1	5	3	2	0	0 0	6
5 Amari Allen	29:02	3-8	2-4	1-3	2 9 11	5 3	9	4	3	1	0 1	4
15 Noah Williamson	05:31	0-1	0-1	0-0	0 0 0	0 0	0	0	0	0	1 0	-7
10 Keleonn Bristow	19:37	4-7	0-1	2-3	2 6 8	2 3	10	0	1	1	1 0	-7
95 Houston Mallette	23:14	2-5	1-4	5-5	1 2 3	3 4	10	0	0	1	0 0	2
4 Davion Hannah	04:52	1-2	1-1	0-0	0 1 1	0 0	3	0	1	0	0 1	3
6 London Jemison	02:43	0-0	0-0	0-0	0 1 1	1 0	0	0	0	0	0 0	2
Team					1 2 3	0 0	0	0				
Totals		30-66	13-36	17-23	10 28 38	25 21	90	15	10	6	4 3	4

Major Fouls: NONE

Shooting By Period
1 st FG% 14-33 42.4%
3PT% 8-21 38.1%
FT% 5-6 83.3%
2 nd FG% 16-33 48.5%
3PT% 5-15 33.3%
FT% 12-17 70.6%
GM FG% 30-66 45.5%
3PT% 13-36 36.1%
FT% 17-23 73.9%

Dead Ball Rebounds: 6, 2

Illinois - 86

Record: 4-1

NO. Name	Min	FG	3P	FT	Rebounds	Fouls	TP	AS	TO	ST	Blocks	+/-
		M-A	M-A	M-A	OR DR TOT	PF FD					BS BA	
0 David Mirkovic	F 30:26	4-13	2-6	0-1	2 8 10	1 4	10	4	1	3	1 2	-2
44 Zvonimir Ivisic	C 16:20	1-5	1-4	0-2	1 2 3	1 2	3	0	0	0	0 0	2
2 Andrej Stojakovic	G 30:15	11-16	2-3	2-5	3 0 3	2 4	26	0	5	0	0 1	0
0 Kylan Boswell	G 33:03	8-18	0-4	6-7	1 3 4	4 6	22	7	1	1	0 0	2
23 Keaton Wagler	G 35:50	2-9	1-4	3-5	1 2 3	5 6	8	1	0	1	0 0	-1
3 Ben Humrichous	26:08	3-9	3-8	2-2	3 3 6	4 2	11	0	0	1	2 0	-2
13 Tomislav Ivisic	14:29	1-2	1-2	0-0	1 2 3	2 1	3	0	2	1	0 0	-5
15 Jake Davis	01:49	0-0	0-0	0-0	0 0 0	1 0	0	0	0	0	0 0	-2
77 Mihailo Petrovic	11:40	1-1	1-1	0-0	0 1 1	1 0	3	5	1	0	0 0	-12
Team					2 5 7	0 0	0	0	1			
Totals		31-73	11-32	13-22	14 26 40	21 25	86	17	11	7	3 4	-4

Major Fouls: NONE

Shooting By Period
1 st FG% 15-36 41.7%
3PT% 8-20 40.0%
FT% 4-5 80.0%
2 nd FG% 16-37 43.2%
3PT% 3-12 25.0%
FT% 9-17 52.9%
GM FG% 31-73 42.5%
3PT% 11-32 34.4%
FT% 13-22 59.1%

Dead Ball Rebounds: 7, 0

	Alaba	Illino
Biggest lead	9 (2 nd 9:27)	9 (1 st 13:35)
Best Scoring Run	8 (2 nd 17:38)	7 (1 st 13:35)
Lead Changes	1	
Times Tied	0	
Time with Lead	18:25	21:07

Points from	Alaba	Illino
Turnovers	9	6
Paint	30	40
Second Chance	14	16
Fast Breaks	16	11
Bench	32	17

Period by Period Scoring			
	1st	2nd	TOT
Alaba	41	49	90
Illino	42	44	86

Game 5 Recap — #11 Alabama 90, #8 Illinois 86

No. 8 Illinois fell to No. 11 Alabama, 90-86, on Wednesday night inside the United Center.

Andrej Stojakovic paced the Fighting Illini with 26 points on 11-16 shooting, including a pair of threes, while **David Mirkovic** added ten points and ten rebounds for his fourth double-double this season.

The Fighting Illini jumped out to a quick lead, 19-10, with treys from **Mirkovic**, **Zvonimir Ivisic** and **Stojakovic**. Alabama closed the gap and Illinois saw a three-minute drought from the field near the end of the first half, until **Mihailo Petrovic**, **Keaton Wagler** and **Ben Humrichous** drained another trio of threes to put the Illini ahead going into the break, 42-41.

Alabama came out strong to begin the second half, outscoring Illinois 11-4 in the initial five minutes of play. The Crimson Tide were fueled by 19 second-half points from Labaron Philon Jr.

Behind by six with eight minutes remaining, the Illini battled within a possession, led by seven points down the stretch from **Kylan Boswell**, who finished with 22 . The rally was not enough for Illinois, as Alabama secured six of its last seven free throws to take the victory.

Tomislav Ivisic returned from injury to 14 minutes after missing the Illini's three previous games. **Petrovic** made his Illini debut after missing the first four games of the season.

The game drew 17,775 fans, Illinois largest crowd in a regular-season game hosted at the United Center since defeating Auburn, 81-79, in front of 18,136 fans, on Dec. 29, 2012.

GAME 6

#8 ILLINOIS 98, LONG ISLAND 58

NOV. 22, 2025 // STATE FARM CENTER // CHAMPAIGN, ILL.



Official Basketball Box Score - Final
LIU at Illinois
11/22/25 State Farm Center, Champaign
2025-26 Fighting Illini Men's Basketball

Game Time: 1:00 PM
Game Duration: 1:45
Attendance: 12,625

Officials: Kevin Brill, Michael Irving, Amy Bonner

LIU - 58

Record: 3-3

NO. Name	Min	FG	3P	FT	Rebounds	Fouls	TP	AS	TO	ST	Blocks	+/-
		M-A	M-A	M-A	OR DR TOT	PF FD					BS BA	
22 Shadrak Lasu	F 20:28	2-7	0-0	0-0	5 2 7	2 1	4	0	2	2	0 1	-16
33 Jamal Fuller	F 19:41	2-5	1-4	0-0	0 4 4	3 2	5	1	3	0	1 1	-17
0 Malachi Davis	G 21:31	5-13	0-3	2-3	0 0 0	1 2	12	0	4	1	0 1	-25
1 Jomo Goings	G 12:23	0-2	0-1	0-0	0 1 1	2 0	0	0	0	1	0 1	-22
2 Greg Gordon	G 29:54	2-5	1-1	1-2	0 0 0	0 1	6	1	1	1	1 1	-34
6 Mason Porter-Brown	17:43	3-6	1-2	0-0	0 1 1	4 0	7	0	1	0	1 2	-18
7 Isaiah Miranda	04:13	0-1	0-0	0-0	0 0 0	1 0	0	0	0	0	0 1	-16
3 Faheem Meran	30:15	3-4	3-4	0-0	0 0 0	3 0	9	3	1	2	0 0	-25
10 A.J. Neal	24:03	6-11	2-3	1-2	1 2 3	1 0	15	2	3	2	1 2	-15
4 Tre'shawn Sheppard	15:19	0-3	0-2	0-0	1 3 4	0 0	0	1	1	2	1 0	-8
34 Xinyi Li	04:30	0-2	0-1	0-0	0 0 0	1 1	0	0	0	0	0 1	-4
Team					2 0 2	0 0	0	0	1			
Totals		23-60	8-22	4-7	9 13 22	18 9	58	8	17	11	5 11	-40

Major Fouls: Fuller (F1) 1st 6:56

Shooting By Period
1 st FG% 8-32 25.0%
3PT% 1-11 9.1%
FT% 2-2 100%
2 nd FG% 15-28 53.6%
3PT% 7-11 63.6%
FT% 2-5 40%
GM FG% 23-60 38.3%
3PT% 8-22 36.4%
FT% 4-7 57.1%

Dead Ball Rebounds: 2, 0

Illinois - 98

Record: 5-1

NO. Name	Min	FG	3P	FT	Rebounds	Fouls	TP	AS	TO	ST	Blocks	+/-
		M-A	M-A	M-A	OR DR TOT	PF FD					BS BA	
0 David Mirkovic	F 19:48	4-5	0-0	4-5	1 7 8	2 5	12	2	1	0	0 0	31
13 Tomislav Ivisic	C 20:35	4-6	0-1	1-2	2 2 4	0 2	9	2	2	0	1 0	16
2 Andrej Stojakovic	G 24:22	10-15	0-1	0-0	2 2 4	0 1	20	1	1	0	2 1	11
0 Kylan Boswell	G 30:12	4-5	1-2	2-2	2 0 2	2 1	11	3	2	1	0 0	26
23 Keaton Wagler	G 28:22	7-10	2-4	3-3	2 2 4	0 5	19	3	1	2	2 0	32
3 Ben Humrichous	16:43	2-4	1-3	1-2	1 2 3	2 1	6	1	0	1	1 0	6
15 Jake Davis	13:45	1-4	1-2	0-0	3 1 4	0 0	3	0	0	0	0 1	24
77 Mihailo Petrovic	08:47	2-5	0-1	0-1	0 1 1	0 1	4	0	1	1	0 2	12
1 Brandon Lee	12:33	2-4	0-0	0-0	1 1 2	2 4	1	2	1	0	1 1	10
44 Zvonimir Ivisic	15:56	4-5	0-1	0-0	0 4 4	1 0	8	2	2	3	4 0	21
1 Jason Jakstys	03:29	0-0	0-0	0-0	0 0 0	0 0	0	0	0	0	1 0	3
8 Blake Fagbemi	03:19	0-0	0-0	0-0	0 2 2	0 0	0	0	0	0	0 0	4
5 AJ Redd	02:09	1-2	0-1	0-0	0 1 1	0 0	2	0	0	0	0 0	4
Team					0 2 2	0 0	0	0	0			
Totals		41-65	5-16	11-15	13 27 40	9 18	98	15	12	9	11 5	40

Major Fouls: NONE

Shooting By Period
1 st FG% 22-32 68.8%
3PT% 4-10 40.0%
FT% 6-8 75%
2 nd FG% 19-33 57.6%
3PT% 1-6 16.7%
FT% 5-7 71.4%
GM FG% 41-65 63.1%
3PT% 5-16 31.3%
FT% 11-15 73.3%

Dead Ball Rebounds: 2, 2

	LIU	ILL
Biggest lead	4 (1 st 18:36)	46 (2 nd 14:17)
Best Scoring Run	6 (2 nd 11:21)	24 (2 nd 17:24)
Lead Changes	3	
Times Tied	2	
Time with Lead	02:07	37:01

Points from	LIU	ILL
Turnovers	14	28
Paint	24	68
Second Chance	5	17
Fast Breaks	7	3
Bench	31	27

Period by Period Scoring			
	1st	2nd	TOT
LIU	19	39	58
ILL	54	44	98

Stojakovic posted his second straight - and third overall - game with 20+ points to lead the Illini. The Orange and Blue also received double-digit points from **Keaton Wagler** (19), **David Mirkovic** (12), and **Kylan Boswell** (11).

As a team, the Illini shot a season-best 63.1% (41-65) from the field, while posting a 68-24 scoring edge in the paint against the Sharks. Illinois also forced a season-high 17 LIU turnovers, turning those miscues into a 28-14 scoring advantage.

LIU jumped out to a 4-0 lead, and the Sharks clinged to an 8-7 edge just four minutes into the contest when the Illini clamped down defensively to take control.

The Orange and Blue held LIU without a field goal for the next 5 minutes, and used a 19-2 run to build a 26-10 lead, and never looked back en route to the team's third 40+ point victory of the year.

The Illini scored the final 16 points of the first half to build 54-19 halftime lead, then opened the second period on a 16-4 scoring run to push the advantage as high as 46 points, 70-24, with 14 minutes left in the contest.

The sharks cut into the deficit by 13 to pull within 33 points, 91-58, but the Illini scored the final six of the game before dribbling out the clock just shy of the team's third 100-point scoring effort of the season.

The Illini outrebounded the Sharks, 40-22, the team's sixth straight to open the season with a rebounding advantage, and turned their 13 offensive rebounds into 17 second-chance points.

GAME 7

#13 ILLINOIS 87, UTRGV 73

NOV. 24, 2025 // STATE FARM CENTER // CHAMPAIGN, ILL.



Official Basketball Box Score - Final
UTRGV at Illinois
11/24/25 State Farm Center, Champaign
2025-26 Fighting Illini Men's Basketball

Game Time: 7:00 PM
Game Duration: 1:48
Attendance: 11,853

Officials: Brian Dorsey, Larry Scrotto, Brian McNutt

UTRGV - 73

Record: 2-4

NO.	Name	Min	FG	3P	FT	Rebounds	Fouls	TP	AS	TO	ST	Blocks	+/-
			M-A	M-A	M-A	OR DR TOT	PF FD					BS BA	
7	Kye Dickson	F 28:42	8-14	2-5	3-6	1 4 5	2 4	21	0	0	1	0 1	-8
33	Filip Brankovic	F 24:34	5-10	3-4	2-4	2 3 5	1 6	15	1	1	0	0 1	-16
1	Always Wright	G 22:52	3-9	2-3	0-0	1 2 3	4 0	8	3	1	2	0 0	-15
4	Koree Cotton	G 14:49	3-7	0-1	0-0	2 2 4	3 1	6	2	0	0	0 0	-3
10	Marvin McGhee III	G 30:50	2-8	2-7	1-3	0 2 2	4 2	7	1	0	0	0 1	-11
5	Zae Blake	22:07	1-7	0-1	0-0	0 3 3	0 0	2	1	0	1	0 0	-18
12	Kwo Agwa	06:01	0-0	0-0	0 0	1 1 0	0 0	0	0	0	0	0 0	5
0	Jaylen Washington	17:08	3-6	1-1	0-0	0 1 1	3 0	7	0	1	0	0 0	1
3	Dane Christensen	10:23	0-3	0-1	0-0	1 2 3	0 0	0	0	0	1	0 0	-1
13	Julien Gomez	20:24	2-4	1-3	2-3	2 1 3	3 3	7	2	1	2	0 0	-2
21	Marshall Destremau	02:10	0-0	0-0	0-0	0 1 1	0 0	0	0	0	0	0 0	-2
Team						1 1 2	0	0	0	0			
Totals			27-68	11-26	8-16	11 22 33	20 16	73	10	4	7	0 3	-14

Major Fouls: NONE

Shooting By Period			
1 st FG%	11-33	33.3%	
3PT%	5-16	31.3%	
FT%	4-6	66.7%	
2 nd FG%	16-35	45.7%	
3PT%	6-10	60.0%	
FT%	4-10	40%	
GM FG%	27-68	39.7%	
3PT%	11-26	42.3%	
FT%	8-16	50.0%	

Dead Ball Rebounds: 3, 0

Illinois - 87

Record: 6-1

NO.	Name	Min	FG	3P	FT	Rebounds	Fouls	TP	AS	TO	ST	Blocks	+/-
			M-A	M-A	M-A	OR DR TOT	PF FD					BS BA	
0	David Mirkovic	F 21:53	3-4	0-1	4-4	1 3 4	3 7	10	5	2	0	0 0	-4
13	Tomislav Ivistic	C 22:19	3-7	2-6	2-3	1 4 5	2 3	10	2	2	0	0 0	-6
2	Andrej Stojakovic	G 31:21	11-17	1-5	1-1	2 4 6	1 1	24	0	2	0	0 0	19
4	Kylan Boswell	G 25:11	1-5	0-4	4-4	2 0 2	4 2	6	3	1	0	0 0	7
23	Keaton Wagler	G 30:04	2-11	1-6	3-5	2 6 8	2 3	8	2	0	1	0 0	18
3	Ben Humrichous	20:28	0-2	0-0	0 0	7 7 1	1 0	0	1	0	0	2 0	10
1	Brandon Lee	05:51	2-3	0-0	0-0	0 0 0	1 0	4	0	1	0	0 0	-2
44	Zvonimir Ivistic	17:41	3-5	2-4	2-2	1 6 7	1 2	10	0	0	0	1 0	20
15	Jake Davis	09:37	1-1	1-1	0-0	0 0 0	1 0	3	0	0	0	0 0	1
77	Mihailo Petrovic	15:35	4-5	1-1	3-3	0 2 2	0 2	12	4	2	0	0 0	7
Team						0 2 2	0	0	0	0			
Totals			30-60	8-30	19-22	9 34 43	16 20	87	17	10	1	3 0	14

Major Fouls: NONE

Shooting By Period			
1 st FG%	15-33	45.5%	
3PT%	5-16	31.3%	
FT%	7-7	100%	
2 nd FG%	15-27	55.6%	
3PT%	3-14	21.4%	
FT%	12-15	80%	
GM FG%	30-60	50.0%	
3PT%	8-30	26.7%	
FT%	19-22	86.4%	

Dead Ball Rebounds: 2, 1

	UTRGV	ILL
Biggest lead	4 (1 st 10:40)	19 (2 nd 3:40)
Best Scoring Run	5 (1 st 17:46)	10 (1 st 8:24)
Lead Changes	8	
Times Tied	1	
Time with Lead	07:30	31:53

Points from	UTRGV	ILL
Turnovers	6	3
Paint	28	44
Second Chance	12	10
Fast Breaks	3	4
Bench	16	29

Period by Period Scoring			
	1st	2nd	TOT
UTRGV	31	42	73
ILL	42	45	87

Game 7 Recap — #13 Illinois 87, UTRGV 73

No. 13 Illinois remained perfect at State Farm Center this season with an 87-73 victory over UTRGV on Monday night.

Five Illini scored in double figures as Illinois improved to 6-1 ahead of a neutral-site matchup vs. #5 UConn at Madison Square Garden on Friday.

Andrej Stojakovic finishing with a game-high 24, the fourth 20-point outing of his Illini career, and his third straight. David Mirkovic posted 10 points, a career-high five assists, and four rebounds and has now scored in double figures in each of his first seven collegiate contests. Mihailo Petrovic secured 12 points for his first double-digit scoring effort of the season, while Zvonimir Ivistic logged 10 points and seven rebounds and Tomislav Ivistic tallied 10 points and five boards.

The sides traded baskets early in the first half before a 22-6 run fueled the Fighting Illini to their first double-digit lead of the night. Illinois held UTRGV to only one field goal during that seven-minute stretch, with the hosts establishing a 36-24 edge at the under-4 timeout.

Led by 14 first half points from Stojakovic, the Orange and Blue went into the break with a 42-31 advantage. Eight Illini corralled multiple rebounds in the opening half, while the home side held the Vaqueros to only four field goals across the final 10 minutes of the frame.

A 10-3 stretch early in the second half turned a six-point lead into a 13-point edge in less than three minutes. After the visitors trimmed their deficit to single digits, Illinois made its next five shots from the field to claim a 68-51 advantage with 10:39 to play.

The Vaqueros reduced the Illini edge to 11, but six straight points saw the hosts retake a 17-point edge with just over four minutes remaining. Illinois took its largest lead of the night shortly after, a 19-point advantage, before closing out the victory.

GAME 8

#5 UCONN 74, #13 ILLINOIS 61

NOV. 28, 2025 // MADISON SQUARE GARDEN // NEW YORK, N.Y.



Official Basketball Box Score - Final
Illinois at UConn
11/28/25 Madison Square Garden, New York
2025-26 Men's Basketball: SentinelOne Showdown

Game Time: 12:30 PM
Game Duration: 2:12
Attendance: 16,154

Officials: Paul Seel, James Breeding, Keith Kimble

Illinois - 61

Record: 6-2 (1-0)

NO.	Name	Min	FG	3P	FT	Rebounds	Fouls	TP	AS	TO	ST	Blocks	+/-
			M-A	M-A	M-A	OR DR TOT	PF FD					BS BA	
0	David Mirkovic	F 17:47	3-10	0-4	2-3	4 4 8	2 4	8	2	1	0	0 2	-11
13	Tomislav Ivistic	C 24:50	3-5	1-3	4-4	1 9 10	3 2	11	0	1	0	0 0	-4
2	Andrej Stojakovic	G 24:34	1-7	1-2	0-0	0 0 0	1 0	3	2	0	0	0 1	-16
4	Kylan Boswell	G 39:05	8-16	2-8	7-7	2 7 9	2 6	25	3	1	0	0 2	-8
23	Keaton Wagler	G 13:41	1-3	1-2	0-0	1 0 1	3 0	3	1	2	0	0 1	-15
3	Ben Humrichous	25:39	1-4	1-3	2-2	1 0 1	1 2	5	0	0	1	0 1	5
77	Mihailo Petrovic	17:34	1-7	0-1	0-0	2 0 2	3 1	2	2	3	0	0 0	-7
44	Zvonimir Ivistic	16:39	1-7	0-5	2-2	1 3 4	0 2	4	0	2	1	5 0	-11
1	Brandon Lee	11:42	0-0	0-0	0-0	0 0 0	1 2	0	0	0	1	0 0	-3
15	Jake Davis	08:29	0-1	0-1	0-0	0 0 0	1 0	0	0	0	0	0 0	5
Team						1 2 3	0	0	0	0			
Totals			19-60	6-29	17-18	13 25 38	17 19	61	10	10	3	5 7	-13

Major Fouls: NONE

Shooting By Period			
1 st FG%	13-34	38.2%	
3PT%	4-13	30.8%	
FT%	2-3	66.7%	
2 nd FG%	6-26	23.1%	
3PT%	2-16	12.5%	
FT%	15-15	100%	
GM FG%	19-60	31.7%	
3PT%	6-29	20.7%	
FT%	17-18	94.4%	

Dead Ball Rebounds: 0, 0

UConn - 74

Record: 6-1 (1-0)

NO.	Name	Min	FG	3P	FT	Rebounds	Fouls	TP	AS	TO	ST	Blocks	+/-
			M-A	M-A	M-A	OR DR TOT	PF FD					BS BA	
3	Jaylin Stewart	F 23:50	2-8	1-5	0-2	1 4 5	1 2	5	1	0	1	1 1	7
5	Tarris Reed Jr.	F 14:44	0-3	0-0	2-4	3 2 5	4 4	2	0	1	1	0 0	0
11	Alex Karaban	F 35:14	4-10	2-4	2-2	2 7 9	3 2	12	5	0	1	3 2	14
1	Solo Ball	G 33:29	6-14	2-9	1-2	0 5 5	1 2	15	0	2	2	0 0	16
2	Silas Demary Jr.	G 19:53	3-5	1-1	2-2	0 3 3	3 4	9	3	3	1	0 0	2
0	Malachi Smith	23:37	3-6	3-3	5-5	2 0 2	0 3	14	9	1	0	1 0	14
12	Eric Reibe	22:21	4-7	0-2	0-0	4 3 7	1 0	8	1	2	0	2 1	8
23	Jayden Ross	15:50	2-4	1-1	0-0	1 1 2	4 0	5	0	0	1	0 1	14
24	Braylon Mullins	10:17	1-5	0-3	0-0	1 1 2	2 0	2	0	0	0	0 0	-12
4	Dwayne Koroma	00:45	1-1	0-0	0-0	0 0 0	0 0	2	0	0	0	0 0	2
Team						0 3 3	0	0	1				
Totals			26-63	10-28	12-17	14 29 43	19 17	74	19	10	3	7 5	13

Major Fouls: NONE

Shooting By Period			
1 st FG%	14-30	46.7%	
3PT%	7-17	41.2%	
FT%	8-11	72.7%	
2 nd FG%	12-33	36.4%	
3PT%	3-11	27.3%	
FT%	4-6	66.7%	
GM FG%	26-63	41.3%	
3PT%	10-28	35.7%	
FT%	12-17	70.6%	

Dead Ball Rebounds: 3, 0

	ILL	CONN
Biggest lead	0 (1 st 20:00)	21 (2 nd 9:59)
Best Scoring Run	11 (2 nd 6:18)	10 (1 st 12:05)
Lead Changes	0	
Times Tied	0	
Time with Lead	00:00	39:42

Points from	ILL	CONN
Turnovers	10	9
Paint	24	24
Second Chance	9	11
Fast Breaks	9	6
Bench	11	31

Period by Period Scoring			
	1st	2nd	TOT
ILL	32	29	61
CONN	43	31	74

Game 8 Recap — #5 UConn 75, #13 Illinois 61

Kylan Boswell scored a game-high 25 points and combined with Tomislav Ivistic, on his way to a double-double, to lead #13 Illinois' second-half comeback effort. But it was not enough to overcome a cold-shooting performance by Illinois in a 74-61 loss to #5 UConn at Madison Square Garden.

The Illini shot a season-low 31.7% (19-60) from the field, including a team season-low with 20.7% (6-29) from 3-point range. After connecting on four of the their first seven 3-pointers, the Illini missed 11 straight and finished with just two makes from distance — one each from Boswell and Ivistic — during the team's comeback effort.

Ivistic was limited to just two points and two rebounds in the first period, but bounced back to post nine points (including 4-4 FTs) and eight rebounds in the second half on his way to record his first double-double of the season.

A 10-0 run helped UConn build a double-digit lead, 23-12, at the 12-minute mark of the first half, and the Illini wen into the break trailing 43-32.

Out of halftime, Illinois was held without a field goal for the first seven minutes, but hit eight free-throws before Boswell's triple at the 12:40 mark pulled them within 57-43. UConn used another quick 7-0 run to reach their biggest lead of 21 points, 64-43, at the midway point of the second half.

Boswell (5 points) and Ivistic (6) combined to lead the Illini on an 11-0 scoring run that pulled the team back within 10, 64-54, with just more than five minutes to play. The Illini held the Huskies without points for nearly five minutes during that run. Ivistic's 3-pointer at the 2:56 mark cut the Illini deficit to just seven points, 59-66, before a controversial four-point play by the Huskies all but ended the Illini's comeback effort.

The Illini forced an errant shot off the backboard by UConn's Alex Karaban with less than four seconds on the shot clock, which was erroneously reset as the offensive rebound was cleared out to Malachi Smith with two seconds left. Smith then drew contact against Jake Davis on a 3-point heave that banked in. The officials reviewed the shot clock error but determined that Smith's attempt would have fallen within the duration of the original shot clock, and Smith added a free throw to make it 70-59.

The four-point play thwarted the Illini's late push, as the teams exchanged free throws over the final 77 seconds to close out the game.

DEC. 6, 2025 // BRIDGESTONE ARENA // NASHVILLE, TENN.



Game Time: 7:00 PM
Game Duration: 2:03
Attendance: 16,157

Officials: Kipp Kissinger, Larry Scirotto, Kenneth Burdett Jr.

Shooting By Period			
1 st	FG%	14-30	46.7%
	3PT%	4-13	30.8%
	FT%	0-0	0%
2 nd	FG%	14-28	50.0%
	3PT%	7-15	46.7%
	FT%	8-14	57.1%
GM	FG%	28-58	48.3%
	3PT%	11-28	39.3%
	FT%	8-14	57.1%

Dead Ball Rebounds: 2.0

Major Fouls: NONE

Shooting By Period			
1 st	FG%	14-34	41.2%
	3PT%	3-10	30.0%
	FT%	3-9	33.3%
2 nd	FG%	10-31	32.3%
	3PT%	3-10	30.0%
	FT%	5-9	55.6%
GM	FG%	24-65	36.9%
	3PT%	6-20	30.0%
	FT%	8-18	44.4%

Dead Ball Rebounds: 8.

Dead Ball Rebounds: 8.0

Major Fouls: NONE

	ILL	TENN	Points from	ILL	TENN	Period by Period Scoring		
Biggest lead	14 (2 nd 1:22)	2 (1 st 19:22)	Turnovers	8	5		1st	TOT
Best Scoring Run	8 (2 nd 1:22)	5 (1 st 7:24)	Paint	32	34	ILL	32	43
Lead Changes		5	Second Chance	15	22		75	
Times Tied		6	Fast Breaks	5	5	TENN	34	28
Time with Lead	31:51	02:34	Bench	13	24		62	

DEC. 9, 2025 // VALUE CITY ARENA // COLUMBUS, OHIO

DEC. 9, 2025 // VALUE CITY ARENA // COLUMBUS, OHIO



Game Time: 7:30 PM
Game Duration: 2:12
Attendance: 9,974

Officials: D.J. Carstensen, Jeffrey Anderson, Tim Comer

Shooting By Period		
1 st	FG%	15-28 53.6%
	3PT%	7-14 50.0%
	FT%	11-11 100%
2 nd	FG%	9-26 34.6%
	3PT%	4-13 30.8%
	FT%	18-21 85.7%
GM	FG%	24-54 44.4%
	3PT%	11-27 40.7%
	FT%	29-32 90.6%

Dead Ball Rebounds: 1

Dead Ball Rebounds: 1-1

Major Fouls: NONE

Shooting By Period			
1 st	FG%	15-31	48.4%
	3PT%	8-18	44.4%
	FT%	4-5	80%
2 nd	FG%	13-30	43.3%
	3PT%	1-10	10.0%
	FT%	11-16	68.8%
GM	FG%	28-61	45.9%
	3PT%	9-28	32.1%
	FT%	15-21	71.4%

Dead Ball Rebounds: 3, 0

Dead Ball Rebounds: 3.0

Major Fouls: NONE

	ILL	OSU	Points from	ILL	OSU	Period by Period Scoring			
Biggest lead	10 (1 st 1:43)	3 (1 st 17:48)	Turnovers	8	10	1st	2nd	TOT	
Best Scoring Run	11 (1 st 1:43)	7 (2 nd 17:16)	Paint	24	34	ILL	48	40	88
Lead Changes		3	Second Chance	8	13		OSU	42	38
Times Tied		2	Fast Breaks	4	12				
Time with Lead	34:42	03:02	Bench	15	2				

No. 14 Illinois used a balanced attack to deal the knockout blow in a 75-62 victory over No. 13 Tennessee in a physical, back-and-forth Music City Madness bout Saturday night at Bridgestone Arena.

Illinois (7-2) was led by four players in double-figures scoring, including 16 each from junior **Tomislav Ivisic** and freshman **Keaton Wagler**. Senior **Kylan Boswell** (15 points) and freshman **David Mirkovic** (10) also hit double-digits as the Illini outshot Tennessee (7-3) 48% to 37% in the contest.

The win, Illinois' 29th top-25 victory of the Brad Underwood era and its 20th in a ranked-vs.-ranked matchup since 2019-20, snapped a five-game skid for the Orange and Blue in neutral-site games vs. ranked opponents. It also marked the Illini's first win away from State Farm Center this season, and moved Illinois to 2-2 on the year against Top-25 opponents.

The Orange and Blue led by as many as six points in the first half, but were held to just one field goal over the final three minutes as the Volunteers went to the locker room clinging to a 34-32 lead. Out of the break, however, The Illini went on a 10-3 run, capped by a pair of **Wagler** 3-pointers, to regain the lead, 42-37 with 16 minutes to play. The Volunteers briefly regained a 49-48 lead at the 11:03 mark in the second, before Illinois answered with a 15-3 run to push the lead to double-digits for the first time at 63-52 with just under 7 minutes remaining.

Tennessee cut the Illinois lead to six points twice over the next few minutes, but **Zvonimir Ivisic** answered each time with 3-pointers on back-to-back Illini possessions to push the Illini advantage back to nine points. The triples from Zvonimir Ivisic jump-started a 12-5 run that allowed the Illini to close out the ranked win.

The 62 points surrendered by the Illini marked the team's fewest points allowed in a top-25 win vs. a nonconference opponent since a 75-59 victory over #25 Missouri on Dec. 23, 2008.

No. 13 Illinois opened Big Ten play with a hard-fought 88-80 road victory over Ohio State on Tuesday night at Value City Arena.

Keaton Wagler finished with a career-high 23 points, making three 3-pointers while going 8-for-9 from the free throw line. He tied a career high with five assists.

David Mirkovic finished with 22 points while knocking down a career-high four 3-pointers. He corralled a game-high nine rebounds while converting all eight of his free throw attempts.

Andrej Stojakovic added 17 points, four rebounds, and an assist, while Zvonimir Ivisic totaled 13 points, eight rebounds, and a block off the bench.

The Illini went 29-for-32 at the free throw line as a team while recording 11 3-pointers.

Up by as many as 10 in the first half, the Orange and Blue eventually went into halftime with a 48-42 advantage, despite OSU's Bruce Thornton pouring in 24 of his game-high 34 points in the first half.

With the game tied at 53 early in the second half, the Illini pieced together an 8-2 scoring stretch go ahead once again. OSU ended a 3-minute scoreless drought before the Orange and Blue claimed the game's next five points to take a 66-58 advantage halfway through the final frame.

A Wagler 3-pointer, his third of the night, ended a three-minute stretch without an Illinois field goal, lengthening the lead to eight with just under three minutes remaining. After Ohio State trimmed its deficit to three, 79-76, with 1:19 to play, Tomislav Ivisic knocked down a 3-pointer which pushed the Illini advantage to 82-76 with 46 seconds left on the clock.

The Illini closed out the victory from the free-throw line to improve to 1-0 in conference play and 8-2 overall.

GAME 11
#23 NEBRASKA 83, #13 ILLINOIS 80
DEC. 13, 2025 // STATE FARM CENTER // CHAMPAIGN, ILL.



Official Basketball Box Score - Final
Nebraska at Illinois
12/13/25 State Farm Center, Champaign, Ill.
2025-26 Fighting Illini Men's Basketball

Game Time: 8:00 PM
Game Duration: 1:53
Attendance: 15,266

Officials: Larry Scrotto, Randy Richardson, Michael Irving

Nebraska - 83

Record: 11-0 (2-0)

NO.	Name	Min	FG	3P	FT	Rebounds	Fouls	TP	AS	TO	ST	Blocks	+/-
			M-A	M-A	M-A	OR DR TOT	PF FD					BS BA	
9	Berke Buyuktuncel	F 26:25	1-4	0-1	1-2	1 2 3	4 1	3	1	0	3	2 0	10
21	Pryce Sandfort	F 33:49	12-18	6-11	2-2	0 1 1	3 1	32	3	1	1	0 0	17
51	Rienk Mast	F 34:03	7-15	3-6	0-0	4 3 7	2 1	17	2	2	1	0 2	2
1	Sam Hoiberg	G 30:16	3-6	1-1	0-0	1 4 5	4 0	7	6	0	0	0 1	23
10	Jamarques Lawrence	G 31:14	5-8	2-4	2-2	0 3 3	3 3	14	6	1	1	0 0	9
5	Braden Frager	13:24	0-1	0-1	0-0	1 1 2	2 1	0	0	1	0	0 0	-7
15	Jared Garcia	13:18	4-8	0-2	2-2	1 3 4	1 1	10	1	1	0	0 0	-12
31	Cale Jacobsen	16:08	0-2	0-0	0-0	0 1 1	2 0	0	1	0	0	0 1	-21
2	Kendall Blue	01:24	0-0	0-0	0-0	0 0 0	0 0	0	0	0	0	0 0	-6
Team						0 1 1	0	0		0			
Totals			32-62	12-26	7-8	8 19 27	21 8	83	20	6	6	2 4	3

Major Fouls: NONE

Shooting By Period		
1 st FG%	14-30	46.7%
3PT%	6-15	53.3%
FT%	1-2	50%
2 nd FG%	18-32	56.3%
3PT%	4-11	36.4%
FT%	6-6	100%
GM FG%	32-62	51.6%
3PT%	12-26	46.2%
FT%	7-8	87.5%

Dead Ball Rebounds: 0, 2

Illinois - 80

Record: 8-3 (1-1)

NO.	Name	Min	FG	3P	FT	Rebounds	Fouls	TP	AS	TO	ST	Blocks	+/-
			M-A	M-A	M-A	OR DR TOT	PF FD					BS BA	
0	David Mirkovic	F 23:27	2-4	0-1	0-1	0 2 2	0 3	4	1	3	0	0 1	-11
13	Tomislav Ivisic	C 28:49	1-3	1-3	0-1	2 3 5	2 2	3	2	1	1	2 0	4
2	Andrej Stojakovic	G 26:50	8-16	0-3	3-3	2 8 10	1 4	19	1	0	0	1 1	-6
4	Kylan Boswell	G 36:36	5-9	3-6	7-9	2 1 3	1 6	20	3	0	0	0 0	2
23	Keaton Wagler	G 40:00	6-13	4-8	3-3	0 1 1	2 3	19	10	3	1	1 0	-3
3	Ben Humrichous	16:19	1-3	1-3	0-0	1 2 3	0 0	3	0	0	0	0 0	-3
44	Zvonimir Ivisic	10:34	3-5	0-1	1-2	1 2 3	1 2	7	0	0	0	0 0	-7
15	Jake Davis	17:25	2-5	1-4	0-1	1 2 3	2 1	5	1	0	0	0 0	9
Team						4 0 4	0	0		0			
Totals			28-58	10-29	14-20	13 21 34	9 21	80	18	8	2	4 2	-3

Major Fouls: Ivisic (TF) 2nd 12:42

Shooting By Period		
1 st FG%	13-32	40.6%
3PT%	5-18	27.8%
FT%	6-8	75%
2 nd FG%	15-26	57.7%
3PT%	5-11	45.5%
FT%	8-12	66.7%
GM FG%	28-58	48.3%
3PT%	10-29	34.5%
FT%	14-20	70.0%

Dead Ball Rebounds: 2, 2

	NEB	ILL
Biggest lead	14 (1 st 6:31)	2 (1 st 17:41)
Best Scoring Run	11 (1 st 14:16)	13 (1 st 0:14)
Lead Changes	2	
Times Tied	4	
Time with Lead	36:51	00:16

Points from	NEB	ILL
Turnovers	8	8
Paint	34	34
Second Chance	9	19
Fast Breaks	7	4
Bench	10	15

Period by Period Scoring			
	1st	2nd	TOT
NEB	37	46	83
ILL	37	43	80

Game 11 Recap – #23 Nebraska 83, #13 Illinois 80

No. 13 Illinois fell to No. 23 Nebraska, 83-80, on a last-second 3-pointer in its Big Ten home opener at State Farm Center on Saturday afternoon.

Kylan Boswell finished with a team-high 20 points after tallying 12 points during the first period of play. Boswell grabbed three rebounds, including two on the offensive glass, while dishing out three assists.

Andrej Stojakovic scored 12 of his 19 points in the second half while grabbing a game-high 10 rebounds for his first double-double as an Illini. He tacked on an assist and a block.

Keaton Wagler collected 19 points, a career-high 10 assists, one block, and one steal en route to his first-career double-double. It marked the first points-assists double-double by an Illini since last march when Kaspars Jakucionis posted 16 points and 10 assists in the team's NCAA Tournament first round victory over Xavier.

Pryce Sandfort scored a game-high 32 points for Nebraska, and opened the game with 26 in the first half on 10-for-13 shooting and 6-for-8 from the three-point line.

Nebraska led by as many as 14 points in the first half, and on Sandfort's final triple of the game took a 37-24 lead with 4:15 in the period. The Illini stormed back to close the half on a 13-0 run to knot the game, 37-37.

Out of halftime, the Huskers held the Illini at arm's length and eventually pushed their lead back to double-digits, 61-51, with 11:40 to play. The Illini kept pace behind Boswell, Stojakovic and Wagler, and pulled within two points, 76-74, at the 1:40 mark.

After a pair of Nebraska free-throws, Ben Humrichous hit a triple to pull the Illini within one, 78-77, with 1 minute to play. Following a Nebraska tipin with 22 seconds on the clock, Tomislav Ivisic tied the game at 80 with 17 seconds on the clock. On Nebraska's final possession, Jamarques Lawrence hit a game-winning 3-pointers at the buzzer, snapping the Illini's eight-game home win streak.

2025-26 STATISTICS – BIG TEN GAMES



2025-26 Illinois Men's Basketball Combined Team Statistics In Conference games

Game Records

Record	Overall	Home	Away	Neutral
ALL GAMES	1-1	0-1	1-0	0-0
CONFERENCE	1-1	0-1	1-0	0-0
NON-CONFERENCE	0-0	0-0	0-0	0-0

Score by Periods

Team	1st	2nd	OT	TOT
Illinois	85	83	0	168
Opponents	79	84	0	163

Team Box Score

No.	Player				Total		3-Point		F-Throw		Rebounds											
		GP-GS	MIN	AVG	FG-FGA	FG%	3FG-3FGA	3FG%	FT-FTA	FT%	OFF	DEF	TOT	AVG	PF	DQ	A	TO	BLK	STL	PTS	AVG
23	WAGLER, Keaton	2-2	78:54	39.5	12-24	.500	7-13	.538	11-12	.917	2	1	3	1.5	4	0	15	5	1	1	42	21.0
2	STOJAKOVIC, Andrej	2-2	53:42	26.9	13-26	.500	0-6	.000	10-10	1.000	3	11	14	7.0	4	0	2	4	1	0	36	18.0
0	MIRKOVIC, David	2-2	55:57	28.0	7-15	.467	4-6	.667	8-9	.889	1	10	11	5.5	3	0	2	5	0	0	26	13.0
4	BOSWELL, Kylan	2-2	67:49	33.9	6-13	.462	4-8	.500	8-11	.727	5	2	7	3.5	5	0	4	1	0	0	24	12.0
44	IVISIC, Zvonimir	2-0	29:10	14.6	7-11	.636	2-5	.400	4-6	.667	1	10	11	5.5	3	0	0	0	1	0	20	10.0
13	IVISIC, Tomislav	2-2	55:39	27.8	3-12	.250	2-9	.222	2-3	.667	3	4	7	3.5	3	0	4	1	3	1	10	5.0
15	DAVIS, Jake	2-0	21:31	10.8	3-6	.500	1-4	.250	0-1	.000	1	3	4	2.0	5	0	1	0	0	0	7	3.5
3	HUMRICHIOUS, Ben	2-0	36:12	18.1	1-5	.200	1-5	.200	0-0	.000	1	5	6	3.0	3	0	2	0	1	0	3	1.5
77	PETROVIC, Mihailo	1-0	01:06	1.1	0-0	.000	0-0	.000	0-0	.000	0	0	0	0.0	0	0	0	1	0	0	0	0.0
Team											5	3	8									
Total		2	400		52-112	.464	21-56	.375	43-52	.827	22	49	71	35.5	30	0	30	17	7	2	168	84.0
Opponents		2	400		60-123	.488	21-54	.389	22-29	.759	15	42	57	28.5	48	2	31	12	4	9	163	81.5

Team Statistics

	ILLINI	OPP
Scoring	168	163
Points per game	84.0	81.5
Scoring margin	+2.5	-
Field goals-att	52-112	60-123
Field goal pct	.464	.488
3 point fg-att	21-56	21-54
3-point FG pct	.375	.389
3-pt FG made per game	10.5	10.5
Free throws-att	43-52	22-29
Free throw pct	.827	.759
F-Throws made per game	21.5	11.0
Rebounds	71	57
Rebounds per game	35.5	28.5
Rebounding margin	+7.0	-
Assists	30	31
Assists per game	15.0	15.5
Turnovers	17	12
Turnovers per game	8.5	6.0
Turnover margin	-2.5	-
Assist/turnover ratio	1.8	2.6
Steals	2	9
Steals per game	1.0	4.5
Blocks	7	4
Blocks per game	3.5	2.0
Winning streak	0	-
Home win streak	0	-
Attendance	15266	9974
Home games-Avg/Game	1-15266	1-9974
Neutral site-Avg/Game	-	0-0

Team Results

Date	Opponent		Score	Att.
12/09/2025	at Ohio St.	W	88-80	9974
12/13/2025	Nebraska	L	80-83	15266

2025-26 STATISTICS – ALL GAMES



2025-26 Illinois Men's Basketball Combined Team Statistics All games

Game Records

Record	Overall	Home	Away	Neutral
ALL GAMES	8-3	6-1	1-0	1-2
CONFERENCE	1-1	0-1	1-0	0-0
NON-CONFERENCE	7-2	6-0	0-0	1-2

Score by Periods

Team	1st	2nd	OT	TOT
Illinois	492	474	0	966
Opponents	363	424	0	787

Team Box Score

No.	Player				Total		3-Point		F-Throw		Rebounds														
		GP-GS	MIN	AVG	FG-FGA	FG%	3FG-3FGA	3FG%	FT-FTA	FT%	OFF	DEF	TOT	AVG	PF	DQ	A	TO	BLK	STL	PTS	AVG			
4	BOSWELL, Kylan	11-11	356:29	32.4	55-116	.474	17-52	.327	50-63	.794	17	30	47	4.3	30	0	38	14	0	7	177	16.1			
2	STOJAKOVIC, Andrej	10-8	260:32	26.1	66-123	.537	6-28	.214	17-24	.708	13	28	41	4.1	11	0	11	18	7	5	155	15.5			
23	WAGLER, Keaton	11-11	344:06	31.3	47-107	.439	21-54	.389	51-61	.836	25	28	53	4.8	24	1	36	15	3	8	166	15.1			
0	MIRKOVIC, David	11-11	300:34	27.3	50-106	.472	14-40	.350	36-44	.818	28	69	97	8.8	17	0	26	22	3	5	150	13.6			
13	IVISIC, Tomislav	8-7	191:59	24.0	30-57	.526	11-33	.333	9-14	.643	12	26	38	4.8	12	0	11	12	5	3	80	10.0			
44	IVISIC, Zvonimir	11-4	191:46	17.4	32-57	.561	13-35	.371	10-15	.667	10	46	56	5.1	16	0	4	7	24	4	87	7.9			
3	HUMRICHOUS, Ben	11-0	241:47	22.0	21-56	.375	15-45	.333	13-16	.813	12	37	49	4.5	15	0	10	1	11	5	70	6.4			
77	PETROVIC, Mihailo	6-0	60:35	10.1	8-21	.381	2-4	.500	3-4	.750	2	4	6	1.0	4	0	11	9	0	1	21	3.5			
15	DAVIS, Jake	11-3	154:15	14.0	13-33	.394	9-26	.346	2-3	.667	9	10	19	1.7	14	0	5	0	1	1	37	3.4			
1	LEE, Brandon	3-0	30:06	10.0	4-7	.571	0-0	.000	0-0	.000	0	1	1	0.3	4	0	1	3	0	2	8	2.7			
5	REDD, AJ	3-0	11:09	3.7	2-4	.500	0-1	.000	3-4	.750	1	1	2	0.7	0	0	0	1	0	0	7	2.3			
31	JAKSTYS, Jason	5-0	34:09	6.8	3-4	.750	0-0	.000	0-0	.000	3	8	11	2.2	4	0	2	0	3	1	6	1.2			
8	FAGBEMI, Blake	3-0	22:32	7.5	1-3	.333	0-0	.000	0-0	.000	1	5	6	2.0	1	0	3	1	0	0	2	0.7			
Team											11	21	32					2							
Total		11	2200		332-694	.478	108-318	.340	194-248	.782	144	314	458	41.6	152	1	158	105	57	42	966	87.8			
Opponents		11	2200		295-712	.414	94-283	.332	103-149	.691	112	235	347	31.5	231	5	144	96	32	70	787	71.5			

Team Statistics

	ILLINI	OPP
Scoring	966	787
Points per game	87.8	71.5
Scoring margin	+16.3	-
Field goals-att	332-694	295-712
Field goal pct	.478	.414
3 point fg-att	108-318	94-283
3-point FG pct	.340	.332
3-pt FG made per game	9.8	8.5
Free throws-att	194-248	103-149
Free throw pct	.782	.691
F-Throws made per game	17.6	9.4
Rebounds	458	347
Rebounds per game	41.6	31.5
Rebounding margin	+10.1	-
Assists	158	144
Assists per game	14.4	13.1
Turnovers	105	96
Turnovers per game	9.5	8.7
Turnover margin	-0.8	-
Assist/turnover ratio	1.5	1.5
Steals	42	70
Steals per game	3.8	6.4
Blocks	57	32
Blocks per game	5.2	2.9
Winning streak	0	-
Home win streak	0	-
Attendance	100887	9974
Home games-Avg/Game	7-14412	1-9974
Neutral site-Avg/Game	-	3-16695

Team Results

Date	Opponent		Score	Att.
11/03/2025	Jackson St.	W	113-55	14511
11/07/2025	FGCU	W	113-70	15544
11/11/2025	Texas Tech	W	81-77	15544
11/14/2025	Colgate	W	84-65	15544
11/19/2025	vs Alabama	L	86-90	17775
11/22/2025	LIU	W	98-58	12625
11/24/2025	UTRGV	W	87-73	11853
11/28/2025	vs UConn	L	61-74	16154
12/06/2025	vs Tennessee	W	75-62	16157
12/09/2025	at Ohio St.	W	88-80	9974
12/13/2025	Nebraska	L	80-83	15266

Fighting Illini


MBB **2025-26**



**DAVID
MIRKOVIĆ**
NIKSIC, MONTENEGRO



**BRANDON
LEE**
SAN JUAN, PUERTO RICO




**ANDREJ
STOJAKOVIĆ**
THESSALONIKI, GREECE




**BEN
HUMRICHOUS**
TIPTON, IND.



**KYLAN
BOSWELL**
CHAMPAIGN, ILL.




**AJ
REDD**
CHICAGO, ILL.



**BLAKE
FAGBEMI**
NAPERVILLE, ILL.




**TOMISLAV
IVIŠIĆ**
VODICE, CROATIA



**JAKE
DAVIS**
MCCORDSVILLE, IND.



**TY
RODGERS**
SAGINAW, MICH.



**KEATON
WAGLER**
SHAWNEE, KAN.



**JASON
JAKSTYS**
YORKVILLE, ILL.



**ZVONIMIR
IVIŠIĆ**
VODICE, CROATIA



**MIHAILO
PETROVIĆ**
PROKUPLJE, SERBIA