



# FIGHTING ILLINI

## WOMEN'S BASKETBALL GAME NOTES



**F** FIGHTINGILLINI.COM  
#ILLINI // #ONEWAY

**X** @IlliniWBB  
@IlliniAthletics

**I** @IlliniWBB  
@IlliniAthletics

**f** facebook.com/IlliniWBBasketball  
facebook.com/IlliniAthletics

### SCHEDULE/RESULTS (13-4, 3-3 B1G)

DATE	OPPONENT (TV/STREAM)	TIME (CT)/RESULT
Nov. 1	Lewis-Exhibition (B1G+)	W, 80-53
Nov. 7	#19/19 Florida St. (B1G+)	W, 83-74
Nov. 10	Marquette (BTN)	W, 65-53
Nov. 14	Eastern Illinois (B1G+)	W, 84-37
Nov. 18	^ Le Moyne (B1G+)	W, 94-25
Nov. 22	Oregon St. (B1G+)	W, 85-66
Nov. 26	! vs. Maryland Eastern Shore (BallerTV)	W, 75-55
Nov. 27	! vs. #14/16 Kentucky (BallerTV)	L, 53-76
Dec. 2	at Canisius (ESPN+)	W, 68-55
Dec. 8	* at #12/7 Ohio State (BTN)	L, 74-83
Dec. 12	Bradley (B1G+)	W, 70-52
Dec. 15	Southern Indiana (B1G+)	W, 73-50
Dec. 20	Southern (B1G+)	W, 69-57
Dec. 28	* Oregon (B1G+)	W, 64-59
Dec. 31	* Washington (BTN)	L, 75-84
Jan. 5	* at Minnesota (B1G+)	L, 61-68
Jan. 9	* #23/23 Iowa (B1G+)	W, 62-57
Jan. 16	* at [RV/--] Indiana (Peacock)	W, 68-54
Jan. 19	* #22/22 Michigan State (B1G+)	2 PM
Jan. 23	* at Northwestern (BTN)	7 PM
Jan. 27	* Purdue (BTN)	7:30 PM
Jan. 30	* at Rutgers (B1G+)	6 PM
Feb. 2	* at #8/9 Maryland (B1G+)	12 PM
Feb. 6	* Northwestern (B1G+)	6 PM
Feb. 9	* at Wisconsin (B1G+)	3 PM
Feb. 13	* Penn State (B1G+)	6 PM
Feb. 16	* RV/RV Nebraska (BTN)	4 PM
Feb. 20	* at #1/1 UCLA (BTN)	8:30 PM
Feb. 23	* at #4/5 USC (FS1)	3 PM
Mar. 2	* RV/RV Michigan (B1G+)	2 PM
Mar. 5-9	# Big Ten Tournament	

^ - Field Trip Day game  
! - Music City Classic - Nashville, Tenn. (Trevecca Trojan Fieldhouse)  
\* - Big Ten game  
# - Big Ten Tournament

### GAME 18 | ILLINOIS VS. #22/22 MICHIGAN STATE JAN. 19, 2025 | 2 P.M. CT | STATE FARM CENTER (15,544) | CHAMPAIGN, ILL.

#### ILLINOIS FIGHTING ILLINI



##### Team Information

2024-25 Record ..... 13-4 (3-3 B1G)  
Last Game..... W, 68-54 at [RV/--] Indiana (1/16/25)  
Rankings (AP | Coaches)..... -- | --  
NET (as of 1/18/25)..... 35  
Head Coach ..... Shauna Green (Canisius, 2002)  
Overall Record ..... 210-104 (11th Season)  
Record at Illinois ..... 54-29 (3rd Season)

#### MICHIGAN STATE SPARTANS



##### Team Information

2024-25 Record ..... 14-3 (4-2 B1G)  
Last Game..... W, 70-60 at Rutgers (1/15/25)  
Rankings (AP | Coaches)..... 22 | 22  
NET (as of 1/18/25)..... 20  
Head Coach ..... Robyn Fralick (Davidson, 2004)  
Overall Record ..... 228-88 (10th Season)  
Record at School..... 36-12 (2nd Season)

#### TEAM STATISTICAL COMPARISON

CATEGORY	ILL	MST
Points Per Game	71.9	82.8
Points Allowed Per Game	59.1	67.0
Field-Goal Percentage	43.5	48.1
Opponent Field-Goal Percentage	39.8	43.2
Three-Point Field-Goal Percentage	30.5	37.4
Opponent Three-Point Field-Goal Percentage	28.4	33.7
Free-Throw Percentage	79.3	73.7
Rebounds Per Game	37.6	34.0
Rebounding Margin	6.2	-0.5
Assists Per Game	13.8	18.8
Turnovers Per Game	12.4	20.5
Opponent Turnovers Per Game	15.3	18.2
Steals Per Game	5.6	5.4
Blocks Per Game	2.4	3.3

#### BY THE NUMBERS

- » Illinois has earned a win over a ranked opponent for the third consecutive season under Green.
- » Illinois returned four 1,000-career point scorers, tied for the most in the NCAA with Baylor, Notre Dame, and Kansas St.
- » Illinois' five seniors (Cook, Bryant, McKenzie, Shoup-Hill, Bostic) have a combined 430 career starts (404 at Illinois) and played a combined 572 games (444 at Illinois).
- » The Illini have now been ranked in all three seasons under Green

#### BROADCAST INFO

**VIDEO:** **BIG+**  
Broadcasters..... Andrew Burkey  
..... Mazie Gierat  
..... Kaylee Hill  
» B1G+ // B1G+ App  
» bigtenplus.com  
**AUDIO:** Busey Bank Illini Sports Network  
Play-by-Play: ..... Mike Koon  
» WDWS-AM 1400 / WHMS-FM 93.9  
» Varsity App  
» FightingIllini.com/listen  
**LIVE STATS:** Statbroadcast  
» Illinois.Statbroadcast.com

#### YOUTUBE PLAYLIST



### 2024-25 ILLINOIS WOMEN'S BASKETBALL ROSTER

No.	Name	Pos.	Ht.	Yr.	Hometown / High School / Previous College	GP-GS	PPG	RPG	APG	BPG	SPG
1	Genesis Bryant	G	5-6	5th	Jonesboro, Ga. / Lovejoy HS / NC State	17-17	14.3	3.5	3.1	0.1	1.2
2	Cori Allen	G	5-10	So.	Nashville Tenn. / Montverde Academy (FL)	17-0	1.1	1.7	0.5	0.1	0.4
3	Makira Cook	G	5-6	5th	Cincinnati, Ohio / Mount Notre Dame HS / Dayton	8-8	11.9	1.9	3.6	0.1	1.0
4	Gretchen Dolan	G	5-11	So.	Buffalo, N.Y. / Williamsville South HS	8-1	10.5	2.6	2.0	0.3	0.9
6	Irene Noya Catoira	F	6-3	Fr.	Vilagarcía de Arousa, Pontevedra, Spain / Institut Joaquim Blume	2-0	1.0	0.5	0.0	0.0	0.0
8	Jasmine Brown-Hagger	G	5-9	So.	Shorewood, Ill. / Example Academy / Mississippi State	14-8	9.6	2.1	2.2	0.0	1.1
12	Mia Zenere	G	5-11	Fr.	Mokena, Ill. / Example Academy	5-0	0.4	0.0	0.0	0.0	0.2
20	Berry Wallace	F	6-1	Fr.	Pickerington, Ohio / Pickerington Central HS	10-0	6.2	2.9	0.5	0.2	0.5
22	Shay Bollin	F	6-3	Jr.	Raynham, Mass. / Bridgewater-Raynham Regional HS / Duke	0-0	---	---	---	---	---
23	Brynn Shoup-Hill	F	6-3	Sr.	Goshen, Ind. / Goshen HS / Dayton	17-17	4.5	6.4	1.1	1.0	0.4
24	Adalia McKenzie	G	5-10	Sr.	Brooklyn Park, Minn. / Park Center HS	17-17	13.2	4.8	2.6	0.1	1.1
25	Hayven Smith	C	6-6	Fr.	Frankfort, Ill. / Lincoln-Way East HS	9-0	1.1	1.9	0.2	0.0	0.0
35	Lety Vasconcelos	C	6-7	So.	Miguel Calmon, Bahia, Brazil / Montverde Academy (FL) / Baylor	0-0	---	---	---	---	---
44	Kendall Bostic	F	6-2	5th	Kokomo, Ind. / Northwestern HS / Michigan State	17-17	16.0	11.1	1.5	0.9	0.5

Head Coach: Shauna Green (3rd season at Illinois, 11th overall)

Associate Head Coach: Calamity McEntire (3rd season at Illinois)

Assistant Coaches: Britney Anderson (2nd season at Illinois), DeAntoine Beasley (3rd season at Illinois)  
Emily Durr (3rd season at Illinois), Liza Fruendt (1st season at Illinois)

#### ILLINI WOMEN'S BASKETBALL MEDIA BOX:

The Illini women's basketball media box will be updated with information, including photos, statistics, game notes, and more, throughout the course of the 2024-25 season.

uofi.box.com/v/2024-25WBBMEDIA



QUICK FACTS

UNIVERSITY INFORMATION

Location . . . . . Urbana-Champaign, Ill. (140,000)  
 Founded . . . . . 1867  
 Enrollment . . . . . 56,644  
 Colors . . . . . Orange & Blue  
 Nickname . . . . . Fighting Illini  
 Affiliation . . . . . NCAA Division I  
 Conference . . . . . Big Ten  
 President . . . . . Timothy L. Killeen  
 Chancellor . . . . . Robert J. Jones  
 Athletic Director . . . . . Josh Whitman  
 Senior Woman Administrator (SWA) . . . . . Sara Burton  
 Home Court (capacity) . . . . . State Farm Center (15,544)

TEAM HISTORY

First Year . . . . . 1974-75  
 Overall Record . . . . . 700-769 (1,469) (.477); 51st year  
 Big Ten Record . . . . . 265-455 (720) (.368); 43rd year  
 State Farm Center Record . . . . . 329-230 (558) (.590); 39th year  
 Years in NCAA (9) 1982, '86, '87, '97, '98, '99, '00, '03, '23  
 Years in WBIT (1) . . . . . 2024  
 Years in WNIT (8) . . . . . 2001, '02, '05, '06, '07, '08, '10, '13  
 WBIT Championships (1) . . . . . 2024  
 Big Ten Titles (1) . . . . . 1997  
 20-win seasons (7) . . . . . 1981, '86, '97, '98, '00, '08, '23

2024-25 RETURNING/LOST

Starters Returning/Lost . . . . . 5/0  
 Letterwinners Returning/Lost . . . . . 8/6  
 Newcomers in 2024-25 (Freshmen/Transfers) . . . . . 4/2

COACHING STAFF

Head Coach . . . . . Shauna Green (Canisius '02)  
 Career Record . . . . . 210-104 (11th season)  
 Record at Illinois . . . . . 54-29 (3rd season)  
 Associate Head Coach . . . . . Calamity McEntire (3rd season)  
 Assistant Coach . . . . . Britney Anderson (2nd season)  
 Assistant Coach . . . . . DeAntoine Beasley (3rd season)  
 AC/Dir. of Recruiting Operations . . . . . Emily Durr (3rd season)  
 Assistant Coach . . . . . Liza Fruendt (1st Season)  
 Director of Operations . . . . . Maya Solomon (3rd season)  
 Video & Scouting Ops. Coord. . . . . Justin Peak (4th season)  
 Strength & Conditioning Coach . . . . . Kilee Fletcher (8th season)  
 Athletic Trainer . . . . . Autumn Taylor (6th season)  
 Graduate Assistant . . . . . Nick Erickson (1st season)

ATHLETICS COMMUNICATION

Women's Basketball SID . . . . . Jess Leifheit  
 Cell Phone . . . . . 630-870-9582  
 Email . . . . . jessleif@illinois.edu

HANGING IN THE STATE FARM CENTER RAFTERS

**Ashley Berggren** • Jersey hung Feb. 22, 2009  
 » First Illini WBB player to have jersey honored  
 » Played from 1994-98  
 » Illinois' second all-time leading scorer (2,089)  
 » Big Ten Player of the Year (1997)

**Jonelle Polk McCloud** • Jersey was hung Jan. 29, 2023  
 » Played from 1983-87  
 » Illinois' third all-time leading scorer (1,984)  
 » 2x First-Team All-Big Ten (1986, '87)  
 » 1987 Big Ten Medal of Honor & 2x All-District

**Jenna Smith** • Jersey was hung Feb. 5, 2023  
 » Played from 2007-10  
 » Illinois' all-time leading scorer (2,160)  
 » Illinois' all-time leading rebounder (1,217)  
 » 3x First-Team All-Big Ten (2008, '09, '10)

**Theresa Greutz** • HOF Banner was hung Feb. 19, 2023  
 » First Illini WBB coach to have banner hung  
 » Coached at Illinois from 1995-2007  
 » Inducted into WBB Hall of Fame in 2001  
 » Inducted into Naismith Basketball HOF in 2022  
 » BIG Coach of the Year in 1997 & '98  
 » Illinois all-time WBB wins leader (210)



2024-25 WBB Media Box

2024-25 ACCOLADES

KENDALL BOSTIC

Big Ten Medal of Honor Winner (4/22/24)  
 McClain Power Forward Watch List (10/31/24)  
 Big Ten Player of the Week (11/25/24)  
 AP Player of the Week Honorable Mention (11/25/24)

GENESIS BRYANT

Meyers-Drysdale Shooting Guard Watch List (10/29/24)

MAKIRA COOK

Preseason All-Big Ten - Coaches (9/26/24)  
 Naismith Player of the Year Watch List (10/28/24)  
 Nancy Lieberman Point Guard Watch List (10/28/24)

BERRY WALLACE

NCAA Expected Impact Freshmen List (10/29/24)

2024-25 BIG TEN STANDINGS (AS OF 1/18/25)

		CONF	PCT ↓	OVR	PCT	HOME	AWAY	NTRL	L10	STRK
	Ohio State	8-0	1.000	17-0	1.000	9-0	5-0	3-0	10-0	W17
	UCLA	6-0	1.000	17-0	1.000	6-0	5-0	4-0	10-0	W17
	USC	6-0	1.000	16-1	.941	9-1	4-0	3-0	10-0	W12
	Maryland	6-1	.857	16-1	.941	9-1	5-0	2-0	9-1	W2
	Nebraska	5-2	.714	14-4	.778	11-0	2-4	1-0	7-3	W4
	Minnesota	4-2	.667	16-2	.889	11-0	1-2	4-0	8-2	L1
	Michigan State	4-2	.667	14-3	.824	9-0	2-2	3-1	7-3	W2
	Indiana	4-2	.667	12-5	.706	7-3	3-1	2-1	8-2	L1
	Oregon	4-3	.571	13-5	.722	11-1	2-2	0-2	7-3	W1
	Illinois	3-3	.500	13-4	.765	10-1	2-2	1-1	7-3	W2
	Michigan	3-3	.500	12-5	.706	8-1	2-2	2-2	6-4	W2
	Washington	3-3	.500	12-6	.667	9-2	2-3	1-1	6-4	L2
	Iowa	2-5	.286	12-6	.667	6-3	2-2	4-1	4-6	L4
	Wisconsin	1-6	.143	10-8	.556	7-3	1-4	2-1	4-6	L6
	Northwestern	0-5	.000	7-9	.438	5-6	1-2	1-1	4-6	L4
	Purdue	0-6	.000	7-10	.412	6-5	1-3	0-2	3-7	L5
	Penn State	0-7	.000	9-9	.500	6-4	1-5	0-0	1-9	L7
	Rutgers	0-7	.000	8-10	.444	8-6	0-4	0-0	3-7	L6



## GAME NOTES

## OPENING TIP

The 51st campaign of Fighting Illini women's basketball continues on Sunday at 2 p.m. CT, when Illinois hosts No. 22 Michigan State at State Farm Center.

**Mike Koon** will call the action for the Illini on the Busey Bank Illini Sports Network (1400 AM / 93.9 FM). Streaming, audio, and stats links are also available at [FightingIllini.com/wbb](http://FightingIllini.com/wbb).

## AN ILLINI WIN WOULD...

- Move Green's career record to 211-104 in 11 seasons
- Move Green's DI record to 182-79 in 9 seasons
- Move Green's Illinois record to 55-29
- Give Illinois WBB an all-time record of 701-769
- Improve Illinois to 11-1 at home this season
- Move Illinois to 2-1 against Michigan St. under Green
- Move Illinois to 4-3 in Big Ten play
- Move Illinois to 29-46 all-time vs. the Spartans

## QUICK HITS

1. Illinois' 12.4 turnovers/game rank 14th in the NCAA.
2. Illinois' free throws made per game mark of 15.8 ranks 18th in the NCAA.
3. Illinois' free throw percentage of 79.3% ranks 6th in the NCAA and leads the Big Ten.
4. Kendall Bostic's 1,246 career rebounds rank second of all active NCAA DI players.
5. The Illini are 7-3 in their last 10 games.
6. Under Shauna Green, Illinois owns four Top-25 wins.
7. Illinois has won two Top-25 games in the same season for the first time since 2014-15.
8. Kendall Bostic has played the full 40 minutes in four-straight games.
9. Eight different Illini scorers have posted double-digit points in a game this season: Bostic, Brown-Hagger, Bryant, Cook, Dolan, McKenzie, Shoup-Hill, Wallace
10. Illinois won 10 games before Christmas (Dec. 25) for the first time since 2022-23 and for the second time since 2006-07.

## ABOUT THE OPPONENT

Michigan State boasts a 14-3 overall record and a 4-2 mark in Big Ten play heading into Sunday afternoon's contest. The Spartans are tied for sixth place in the conference standings, with the team's four B1G victories coming against No. 21 Iowa, Purdue, Washington, and Rutgers.

Winners of two-straight and three of its last four, Michigan State holds a 2-2 tally in true road games this season. The Spartans have defeated Rutgers and Western Michigan away from home, while the two losses came at the hands of No. 8 Maryland and Nebraska.

MSU has earned a spot in the last seven iterations of the AP Top 25 weekly poll, climbing as high as No. 15 on Dec. 16. The Spartans entered the rankings for the first time on Dec. 2, ending a four-season absence from the national list, in head coach Robyn Fralick's second season at the helm of the program.

## ALL-TIME SERIES INFO

Heading into Sunday's 2 p.m. CT tipoff, Michigan State holds a 46-28 edge in the all-time series between the Fighting Illini and the Spartans, which dates back to 1977. MSU has won 11 of the last 12 contests between the teams, though Illinois secured an 86-76 victory in the last meeting at State Farm Center.

The Orange and Blue are 10-25 when playing the Spartans in Champaign, and they are looking for back-to-back home wins over Michigan State for the first time since 2000-01 and 2001-02 seasons.

## LAST TIME OUT

Illinois led for the final 38 minutes of play en route to an emphatic 68-54 road win over Indiana at Simon Skjodt Assembly Hall on Thursday night. Ahead by as many as 15 in the contest, the Fighting Illini improved to 13-4 overall and 3-3 in conference play with their first Big Ten road victory of the campaign.

Four scorers for the Orange and Blue finished in double

figures as the Illini recorded their largest margin of victory against the Hoosiers away from home since 1999.

Kendall Bostic marked her return to her home state with a dominant 21-point, eight-rebound performance. A pest in the paint from start to finish, Bostic went 9-for-19 from the field, dished out three assists, and made one block while playing all 40 minutes. Adalia McKenzie tallied 15 points for her eighth-straight outing in double figures. Three of her five rebounds came on the offensive glass, and she amassed four assists.

Berry Wallace scored in double figures for the second time in her career and for the first time in Big Ten play, pouring in 13 points off the bench. A stretch of five-consecutive points in the fourth quarter swung the momentum back in the Illini's favor, and the freshman also connected on three 3-pointers, going 3-for-3 from deep, and finished with four rebounds and a steal.

Genesis Bryant ended the night with 12 points while equaling her season-best total with seven assists, and she also corralled three rebounds and snatched a steal. Jasmine Brown-Hagger logged seven points, including five in the fourth quarter, along with four assists, two rebounds, and a steal.

## BOSTIC IN THE NATIONAL RANKINGS

Fifth-year forward Kendall Bostic ranks in the top 10 in the NCAA in four statistical categories – double-doubles, defensive rebounding average, rebounding average, and total rebounds – in addition to being in the top 56 in field goals, field-goal percentage, and minutes per game. Bostic ranks second in the Big Ten in minutes played per game, unheard of for a post player.

STAT	NCAA RK	B1G RK	VALUE
Def. Reb/Game	4th	1st	8.9
Double-doubles	7th	2nd	10
Reb/Game	8th	2nd	11.1
Rebounds	8th	2nd	188
FG%	46th	5th	54.1
Field Goals	43rd	6th	119
Minutes/Game	56th	2nd	34.84

## GREEN CLIMBS PROGRAM'S ALL-TIME WIN LIST

Third-year head coach Shauna Green continues to move up the program's all-time wins list. After the Fighting Illini defeated Oregon on Dec. 28, Green posted her 52nd win at the helm of the program, which currently ranks as the sixth-most victories by an Illinois women's basketball head coach.

#	HC	WINS	SEASONS	TENURE
1	Theresa Grentz	210	12	1995-2007
2	Laura Golden	83	6	1984-1990
3	Jane Schroeder	73	5	1979-1984
4	Jollette Law	69	5	2007-2012
5	Matt Bollant	61	5	2012-2017
6	Shauna Green	54	3 (active)	2022-Present
7	Kathy Lindsey	50	5	1990-1995
8	Nancy Fahey	42	5	2017-2022
9	Carla Thompson	33	3	1976-1979
10	Steven Douglas	12	3	1974-1976

## RANKED WINS UNDER COACH GREEN

For the first time since the 2014-15 campaign, the Fighting Illini have secured multiple ranked wins in a season following Illinois' 62-57 home win over No. 23 Iowa on Jan. 9. The Orange and Blue defeated No. 19 Florida State, 83-74, at State Farm Center on Nov. 7 to open the 2024-25 regular season.

The victory marked the fourth such triumph under third-year head coach Shauna Green, who guided the Illini to ranked wins over No. 12 Iowa (Jan. 1, 2023) during the 2022-23 slate and No. 14 Indiana (Feb. 19, 2024) during the team's 2023-24 schedule.

DATE	OPPONENT	SCORE	LOCATION
Jan. 1, 2023	#12 Iowa	90-86	SFC
Feb. 19, 2024	#14 Indiana	86-66	SFC
Nov. 7, 2024	#19 Florida St.	83-74	SFC
Jan. 9, 2025	#23 Iowa	62-57	SFC

## FIGHTING ILLINI RECORD WHEN...

Stat	2024-25	Under Green
Record at home	10-1	34-9
Record on road	2-2	14-13
Record in neutral-site games	1-1	6-8
Record vs. AP-ranked teams	2-2	4-12
Record as an AP-ranked team	5-2	10-6
Record when on TV	1-2	11-13
Coming off a win	9-3	31-21
Coming off a loss	3-1	20-8
Scoring 80+ points	4-0	27-4
Scoring 70-79 points	3-2	17-7
Scoring 60-69 points	6-1	10-7
Scoring less than 60 points	0-1	0-11
Giving up 70+ points	1-3	9-20
Giving up 60-69 points	1-1	17-8
Giving up 50-59 points	9-0	21-1
Giving up less than 50 points	2-0	7-0
Shooting 55% FGs or better	2-0	8-0
Shooting 50-54% FGs	2-0	14-1
Shooting 45-49% FGs	3-1	19-6
Shooting 40-44% FGs	3-1	9-8
Shooting 30-39% FGs	2-1	3-12
Shooting below 30% FGs	1-1	1-2
Opp. shoot 50% FGs or better	1-1	2-9
Opp. shoot 45-49% FGs	1-2	9-10
Opp. shoot 40-44% FGs	3-0	11-7
Opp. shoot 35-39% FGs	4-1	15-2
Opp. shoot under 35% FGs	4-0	17-1
Shooting 60% 3FG or better	1-0	2-0
Shooting 50-59% 3FGs	0-1	7-2
Shooting 40-49% 3FGs	1-0	13-1
Shooting 30-39% 3FGs	5-1	19-10
Shooting below 30% 3FGs	6-2	13-16
Opp. shoot 60% 3FG or better	0-0	0-1
Opp. shoot 50-59% 3FGs	2-1	3-4
Opp. shoot 40-49% 3FGs	2-1	7-5
Opp. shoot 30-39% 3FGs	3-1	14-8
Opp. shoot below 30% 3FGs	6-1	30-11
Shoots better than opponent	10-0	48-5
Shoots worse than opponent	3-4	6-24
Out-rebound opponent	11-1	46-12
Equal rebounds	1-0	1-0
Opponents out-rebound Illinois	1-3	7-17
Fewer turnovers than opponent	11-0	41-10
Equal turnovers	0-1	2-2
More turnovers than opponent	2-3	11-17
Wearing white uniforms	10-2	33-9
Wearing orange uniforms	0-0	7-7
Wearing blue uniforms	3-2	13-10
Wearing pink uniforms	0-0	1-3
Leading after 1st Quarter	11-2	45-7
Tied after 1st Quarter	1-1	1-3
Trailing after 1st Quarter	1-1	8-19
Leading at halftime	12-0	47-5
Tied at halftime	0-2	1-2
Trailing at halftime	1-2	6-22
Leading after 3rd Quarter	13-1	52-4
Tied after 3rd Quarter	0-0	0-2
Trailing after 3rd Quarter	0-3	2-23
Shoot more FTs than opponent	11-2	33-9
Shoot fewer FTs than opponent	2-2	21-19
Equal FT attempts	0-0	0-1
Game goes to overtime	0-0	0-1
Margin is five points or less	2-0	8-6
Margin is 6-10 points	1-3	8-11
Margin is 11-20 points	7-0	17-9
Margin is 21+ points	3-1	21-3
Playing in November	6-1	17-4
Playing in December	5-2	12-7
Playing in January	2-1	11-8
Playing in February	0-0	7-7
Playing in March	0-0	5-3
Playing in April	0-0	2-0
In day games (before 5 p.m.)	5-3	27-18
In night games (after 5 p.m.)	8-1	27-11





## INDIVIDUAL TRENDS (DIVISION I ONLY)

Double-Digit Scoring	2024-25	Career
Makira Cook	4	86^
Adalia McKenzie	14	70
Kendall Bostic	15	64^
Genesis Bryant	12	62^
Brynn Shoup-Hill	1	12^
Jasmine Brown-Hagger	7	9^
Gretchen Dolan	4	8
Berry Wallace	2	2
Cori Allen	0	1
Shay Bollin	0	1

20+ Point	2024-25	Career
Makira Cook	2	33
Genesis Bryant	5	16
Adalia McKenzie	2	13
Kendall Bostic	4	8
Jasmine Brown-Hagger	2	2

30+ Point	2024-25	Career
Kendall Bostic	1	1
Genesis Bryant	1	3
Makira Cook	0	1

Double-Doubles	2024-25	Career
Kendall Bostic	10	44
Adalia McKenzie	1	8
Makira Cook	0	4
Genesis Bryant	0	1

Triple-Doubles	2024-25	Career
Genesis Bryant	0	1

Double-Digit Rebounds	2024-25	Career
Kendall Bostic	12	66
Adalia McKenzie	1	9
Brynn Shoup-Hill	4	4
Makira Cook	0	2
Genesis Bryant	0	1

Double-Digit Assists	2024-25	Career
Makira Cook	0	2
Genesis Bryant	0	1

Games Played	2024-25	Career
Kendall Bostic	17	132^
Makira Cook	8	118^
Genesis Bryant	17	116^
Adalia McKenzie	17	110
Brynn Shoup-Hill	17	96^
Jasmine Brown-Hagger	14	48^
Gretchen Dolan	8	39
Shay Bollin	0	37^
Cori Allen	17	33
Lety Vasconcelos	0	17^
Berry Wallace	10	10
Hayven Smith	9	9
Mia Zenere	5	5

Games Started	2024-25	Career
Kendall Bostic	17	110^+
Makira Cook	8	95^
Adalia McKenzie	17	98
Genesis Bryant	17	70^
Brynn Shoup-Hill	17	57^
Jasmine Brown-Hagger	8	8
Gretchen Dolan	1	1

^ Includes stats from previous D1 school

+ Consecutive starts

## GAME NOTES (CONT.)

## ILLINOIS TOP IOWA FOR SECOND RANKED WIN

Illinois earned its second ranked win of the season on Jan. 9 with a 62-57 victory over No. 23 Iowa at State Farm Center. Four Fighting Illini scorers finished in double figures as the Orange and Blue took down the ranked Hawkeyes and improved to 10-1 at home during the 2024-25 campaign.

Kendall Bostic secured her 10th double-double of the season, registering 17 points and 14 rebounds in the win. Going 8-for-12 from the field, Bostic also dished out three assists, made two steals, and bagged two blocks.

Scoring in double figures for the seventh-straight game, Adalia McKenzie ended the evening with 12 points, four rebounds, three assists, and a steal while playing lockdown defense from start to finish.

Genesis Bryant logged nine of her 12 points in the second half, including seven points in the fourth quarter alone. Bryant also amassed a season-high four steals, three rebounds, and two assists.

Jasmine Brown-Hagger tallied 10 points, three assists, and a steal, while Berry Wallace collected seven points off the bench.

## ILLINI FINISH NONCON SLATE WITH 10 WINS

For just the fourth time in program history, Illinois registered 10 wins in nonconference play, equaling the program's all-time record. The Fighting Illini last achieved the feat during the 2022-23 campaign in head coach Shauna Green's first season at the helm.

The Orange and Blue secured a 10-1 record against non-conference opponents, a stretch that included eight victories at home. Illinois opened 2024-25 with a 5-game homestand that featured 3 teams that played in the 2024 NCAA Tournament. Opening the season with a statement win over No. 19 Florida State, the Illini also earned triumphs against Marquette, Eastern Illinois, Le Moyne, and Oregon State in the team's 5-0 start.

After going 1-1 at the Music City Classic with a victory over UMEs and a loss to No. 14 Kentucky, Illinois closed its nonconference schedule without five more triumphs, a stretch that began with a road win over Canisius. Returning to State Farm Center, the Orange and Blue rattled off wins over Bradley, Southern Indiana, and Southern to move to 10-1 in nonconference play.

## ILLINI CONTINUE TO BATTLE DESPITE INJURY BUG

Through the team's first 17 games of the season, Illinois has yet to have its full 14-player roster available. Holding a 13-4 record despite those setbacks, the Illini have remained resilient while battling injury issues throughout the campaign.

Seven different players have missed at least one game due to injury this season, including sophomore transfer center Lety Vasconcelos, who was expected to be a key piece in the rotation before suffering a season-ending ACL tear over the summer. On Jan. 8, the program announced that fifth-year Makira Cook (ongoing health condition) and sophomore Gretchen Dolan (knee) would both miss the remainder of the 2024-25 season.

Five-star freshman guard Berry Wallace (hand) missed seven of the first eight games, while junior forward Shay Bollin, who played in 29 games for the Illini last season, has yet to make an appearance during the 2024-25 campaign. Freshman Irene Noya Catoira sat out the first seven games of the year while recovering from injury, while guard Jasmine Brown-Hagger, who has since moved into the starting lineup, missed three games while working her way back from a concussion.

## HOME COURT ADVANTAGE

Following its 5-0 homestand to open the regular season and victories over Bradley on Dec. 12, Southern Indiana on Dec. 15, Southern on Dec. 20, and Oregon on Dec. 28, Illinois won 13 consecutive games in State Farm Center. The streak ended as the second-longest such stretch in program history. Illinois is 34-9 in home games under Shauna Green.

STREAK	1ST WIN	LAST WIN	COACH
18 games	12/20/1997	1/5/1999	Grentz
13 games	2/19/2024	12/28/2024	Green
11 games	2/14/1986	1/30/1987	Golden
10 games	11/20/1981	1/29/1982	Schroeder

## GREEN FASTEST ILLINI HC TO REACH 30 HOME WINS

With the Fighting Illini's 70-52 victory over Bradley at State Farm Center on Dec. 12, Illinois moved to 30-8 in home games under third-year head coach Shauna Green. Needing only 38 home games to reach the 30-win mark, Green became the fastest Illini head coach to achieve the feat in program history, surpassing the previous mark by one game.

## GREEN BECOMES CO-FASTEST ILLINI HC TO 50 WINS

With Illinois' 73-50 win over Southern Indiana on Dec. 15, third-year head coach Shauna Green secured her 50th win at the helm of the program. Needing only 77 games to achieve that feat, Green became the joint-fastest Fighting Illini women's basketball coach in program history to reach 50 victories, tying the record that was set by Hall of Fame coach Theresa Grentz.

T1.	77 games	Shauna Green
T1.	77 games	Theresa Grentz
3.	83 games	Laura Golden
4.	94 games	Jane Schroeder
5.	102 games	Matt Bollant
6.	103 games	Jollette Law
7.	132 games	Kathy Lindsey

## COACH GREEN RETURNS TO HER ALMA MATER

The No. 21-ranked Illini picked up their first true road win of the season on Dec. 2 in a 68-55 victory over Canisius as Illinois third-year head coach Shauna Green returned to her alma mater. The Fighting Illini were the first-ever Division I ranked team to play at the Golden Griffins' Koessler Athletic Center.

For the first time in her career as both an assistant and head coach, Shauna Green (the former Shauna Geronzin), coached against her alma mater, Canisius, on Nov. 26, 2023. The Illini won, 90-58.

Illinois made a return trip to Canisius during the team's 2024-25 slate, earning a 68-55 road win on Dec. 2.

Wearing No. 34 for the Griffs from 1998-2002, Green scored 2,012 career points, the most of any men's or women's player - a record which still stands. She also became the program's all-time leading rebounder with 910 boards - a mark that now ranks second. Green was named 1999 MAAC Rookie of the Year and was also voted 2002 Canisius Female Athlete of the Year. She was a four-time All-MAAC selection and three-time All-MAAC First-Team honoree. She was enshrined into the Canisius Sports Hall of Fame in 2012.

## KENDALL BOSTIC: YEAR 4 AS AN ILLINI

Since her arrival as a sophomore ahead of the 2021-22 season, Kendall Bostic has continued to find ways to impact the Illinois program. She's started every game since her arrival from Michigan State and has been a double-double machine. Bostic played her 100th career game on Jan. 28, 2024, against Minnesota and has broken into numerous top-10 lists as an Illini. The post has recorded 44 double-doubles, which ranks 2nd on UI's all-time list. (^ indicates Illinois single-season record)

SEASON	GP	PPG	FG%	RPG
2021-22	27	6.7	49.4%	11.4^
2022-23	32	10.2	62.9%^	9.8
2023-24	34	12.1	60.5%	10.9
2024-25	17	16.0	54.1%	11.1
AT ILLINOIS	110	10.8	57.6%	10.7

## BOSTIC EARNS 1ST B1G PLAYER OF THE WEEK AWARD

Kendall Bostic delivered a spectacular Week 2 performance on the court to earn the first Big Ten Player of the Week award of her career. The fifth-year senior led the Illini to a 2-0 week after averaging 28 points, 10 rebounds, and one steal while posting zero turnovers as the Fighting Illini climbed to 5-0 after downing their third





## GAME NOTES (CONT.)

2024 NCAA Tournament team of the season.

The Kokomo, Ind., native shot 83.9% from the floor on 26-of-31 attempts and connected on all four of her free-throws. No other Big Ten player was more efficient at a high volume than Bostic, as she made more combined field goals across the week (26) than all but two Big Ten players attempted. Additionally, she was the only Big Ten player with two 20-point games during the week.

In the Illini's first game of the week, a blowout win over Le Moyne on Nov. 18, Bostic registered the 36th double-double of her career, scoring 25 points (11-for-13 FG) and grabbing 12 rebounds in 23 minutes of action.

In Illinois' handing of Oregon State on Nov. 22, Bostic became just the fourth player in program history to score 1,000 points and grab 1,000 rebounds as an Illini. Bostic is also now second on Illinois' career rebounding list (1,045). She scored a career-high 31 points in the victory and grabbed eight rebounds in 32 minutes of work.

**LONGEST ACTIVE WINNING STREAK IN NCAA WBB**

Illinois' 11-game winning streak, which included the final five games of the 2023-24 season and the first six games of the 2024-25 campaign, ranked first among all NCAA Division I women's basketball teams in the country. Illinois clinched its 11th win of that streak on Nov. 26 against Maryland Eastern Shore (UMES) on Nov. 26 in Nashville, Tenn., before falling to No. 14 UK.

Illinois' journey to the inaugural WBIT title saw the Illini pick up five wins to conclude the 2023-24 season, and the team's 5-0 start to their 2024-25 slate has pushed that winning streak to 10 games.

The Illini's 11-game winning streak set a new longest winning streak in program history as well, surpassing the previous record of 10 games (11/20/1981 to 12/31/1981).

**TOP HOME ATTENDANCES**

Fighting Illini head coach Shauna Green has reenergized the women's basketball fan base and delivered two of the top five home attendances in program history through just 70 games at Illinois. Green's teams have drawn attendances of 13,486, 11,563, and 8,141 across the last three seasons - all three are in the top 13 of all-time largest home attendances for the program.

The 2024 game vs. Le Moyne that drew 13,486 fans set a new single-game attendance record for home nonconference games at Illinois.

**ILLINOIS OPENS REGULAR SEASON W/RANKED WIN**

The Fighting Illini started the 2024-25 season with a statement win, taking down No. 19/19 Florida State, 83-74, at State Farm Center on Nov. 7. Four Illini scored in double figures in the ranked nine-point win, including 20-point outings for both Makira Cook and Adalia McKenzie, while the home side never trailed.

Kendall Bostic (18 pts) and Gretchen Dolan (11 pts) also finished with double-digit points, helping Illinois earn a ranked win for the third consecutive season.

**BOSTIC REACHES 1,000 CAREER REBOUNDS**

Kendall Bostic became the fourth player in program history to reach 1,000 career rebounds with the Illini, achieving the feat during Illinois' 83-74 victory over No. 19 Florida State on Nov. 7. Bostic joined Jenna Smith (1,217), Karisma Penn (1,043), and Cindy Dallas (1,014) on the exclusive list.

**RANKED WINS CONTINUE TO ROLL IN**

With the Illini's 83-74 season-opening victory over No. 19 Florida State on Nov. 7, Illinois has now registered a win over a ranked opponent for the third consecutive season, the longest streak since the 2005-06, 2006-07, and 2007-08 campaigns.

The streak began on Jan. 1, 2023, when the Illini took down No. 12 Iowa, 90-86, for the program's first ranked win since 2019. Illinois defeated No. 16 Indiana on

Feb. 19, 2024, in dominant fashion, 86-66, before Thursday's victory solidified that three-season streak.

Illinois went on to add a fourth ranked win under Shauna Green on Jan. 9, 2025, when the Fighting Illini once again earn a victory over a ranked Iowa squad inside State Farm Center. The Orange and Blue downed the Hawkeyes 62-57, the first time Iowa was held to 57 points or fewer since 4/1/2019 vs. No. 1 Baylor in the Elite Eight.

**1,000 POINT SCORERS & REBOUNDING**

Entering the 2024-25 campaign, Illinois has four players with 1,000+ career points scored. All four (Bostic, Bryant, Cook, McKenzie) have now scored 1,000 during their Illini tenures as well.

To date, 34 Fighting Illini players have scored 1,000 points during their career at Illinois, and only four players have scored 1,000 points and grabbed 1,000 rebounds at Illinois. Kendall Bostic became the fourth player in program history to join the 1,000/1,000 club as an Illini, earning a spot on the exclusive list that features Jenna Smith, Karisma Penn, and Cindy Dallas.

PLAYER	PTS	REBS	GP/GS
Cook	1,723	376	118/95
(At Illinois)	1,152	213	69/69
McKenzie	1,287	557	110/98
Bryant	1,274	301	116/70
(At Illinois)	1,195	264	82/70
Bostic	1,283	1,246	132/110
(At Illinois)	1,190	1,182	110/110

**THE SHAUNA GREEN EFFECT**

The Illini's 41 overall wins in Green's first two seasons were the program's most over a two-year span since the 1998-99 and 1999-2000 campaigns, when Illinois recorded 42 combined victories under Hall of Fame coach Theresa Greutz.

Illinois' 19 Big Ten regular-season victories over Green's first two seasons are the program's most over a two-year span since the 1999-2000 and 2000-01 campaigns, when Illinois totaled 20 conference wins under Hall of Fame coach Theresa Greutz.

**CONTRACT EXTENSION**

Illinois Director of Athletics Josh Whitman announced a two-year contract extension for women's basketball head coach Shauna Green, which was approved by the University of Illinois Board of Trustees at its Nov. 14 meeting. Initially, the new agreement will keep Green on a six-year contract through at least the 2029-30 season. The agreement also provides Green the opportunity to earn up to four additional one-year extensions if certain performance thresholds are met.

Under Green, Illinois owns a 54-29 record, including a 22-20 mark in Big Ten play. In the first two years under Green, the Illinois women's basketball team registered 41 wins, the first-ever postseason championship in program history (2024 WBIT), and back-to-back top-five season attendances in State Farm Center. Over the last three seasons, Illinois has delivered three upsets of AP Top-20 ranked teams: No. 12 Iowa (1/1/23), No. 14 Indiana (2/19/24), and No. 19 Florida State (11/7/24).

**ESPNW'S #7 RANKED RECRUITING CLASS**

Head coach Shauna Green bolstered her squad with five recruits in the Class of 2025, including four in the top 100 of the ESPNW HoopGurlz Recruiting Rankings. Manuella Alves, Naomi Benson, Erica Finney, Destiny Jackson, and Cearah Parchment all signed Big Ten Athletics Scholarship Agreements during the national signing period, with the Fighting Illini's five-player recruitment class coming in at No. 7 in ESPNW's post-signing window class rankings.

Green and the Illini coaching staff added four top-100 signees during the national signing period, a mark that leads the Big Ten and ranks tied for second nationally. Jackson (No. 25), Parchment (No. 40), Alves (No. 61), and Benson (No. 98) all earned spots in the rankings.

## TOP HOME ATTENDANCES

#	ATTENDANCE	DATE	RESULT	OPPONENT
1.	16,450 <sup>^</sup>	2/21/99	W, 86-73	Iowa
2.	16,050 <sup>^</sup>	2/23/97	L, 75-80	Purdue
3.	<b>13,486</b>	<b>11/18/24</b>	<b>W, 94-25</b>	<b>Le Moyne</b>
4.	13,212	2/20/00	W, 70-61	Ohio State
5.	<b>11,563</b>	<b>11/15/23</b>	<b>W, 103-33</b>	<b>Saint Peter's</b>
6.	10,658	2/7/99	W, 79-73	Ohio State
7.	10,386	1/4/98	W, 88-48	Colorado
8.	10,092	1/18/99	L, 60-71	Purdue
9.	9,843	1/9/00	W, 91-61	Indiana
10.	9,109	1/22/99	W, 94-85	Penn State
11.	8,967	1/27/02	L, 78-92	Michigan
12.	8,275	11/23/97	L, 65-79	Old Dominion
13.	<b>8,141</b>	<b>11/16/22</b>	<b>W, 100-38</b>	<b>McNeese St.</b>
14.	7,731	12/19/98	W, 97-77	Florida
15.	7,632	2/6/00	W, 81-49	Minnesota
16.	7,074	12/10/00	L, 55-97	No. 1 UConn
17.	7,052	1/3/09	L, 48-52	Minnesota
18.	6,658	2/5/99	L, 73-76	Northwestern
19.	6,606	1/21/01	L, 64-72	No. 6 Purdue
20.	6,651	1/2/00	W, 82-65	No. 5 Georgia

Crowds of 6,500 or more included in this all-time list.

% Sellout | **Bolded means under Shauna Green**

<sup>^</sup> Played prior to 2014-16 renovation that reduced seating capacity to current 15,544 mark.

**100-POINT GAMES (chronological)**

DATE	OPPONENT (H/A/N)	ILL	OPP
2/21/81	Northern Illinois (H)	105	74
12/8/81	Ball State (H)	113	61
1/6/82	Western Illinois (H)	101	67
1/22/82	Eastern Michigan (N)	107	73
2/27/82	Michigan (A)	93	101
12/22/82	Bradley (H)	111	87
12/30/82	Memphis State (A)	62	102
3/15/86	No. 2 Georgia (A)	64	103
12/30/86	Nebraska (N)	100	87
12/16/89	Northern Illinois (A)	93	110
3/1/91	No. 6 Purdue (A)	49	112
1/7/92	No. 6 Penn State (A)	71	101
1/26/96	No. 10 Penn State (A)	79	105
1/8/97	No. 10 Arkansas (A)	100	81
11/29/97	Providence (N)	106	74
12/20/97	DePaul (H)	101	86
11/24/98	No. 7 Notre Dame (A)	92	101
2/14/99	Indiana (A)	104	69
11/15/99	Western Michigan (H)	112	73
11/30/99	No. 1 UConn (A)	79	100
11/25/00	No. 2 Tennessee (H)	62	111
1/4/01	No. 4 Georgia (A)	59	100
2/4/01	Minnesota (H)	101	71
2/15/01	No. 17 Penn State (A)	80	101
11/22/10	Cal Poly (H)	104	63
11/17/13	Alcorn State (H)	112	28
1/7/16	Minnesota (H)	75	106
2/21/16	No. 5 Ohio State (A)	74	117
12/28/17	No. 15 Maryland (A)	65	100
11/24/18	Sacramento State (N)	107	109
12/31/19	Iowa (A)	72	108
1/3/21	Iowa (H)	68	107
2/17/21	No. 9 Maryland (A)	58	103
11/16/22	McNeese State (H)	100	38
11/15/23	Saint Peter's (H)	103	33
2/25/24	No. 4 Iowa (A)	85	101

Illinois is 16-1 in games when scoring 100 or more points

Illinois is 16-20 in games when at least 1 team scores 100+

Illinois is 0-1 when both teams score 100+

Illinois is 11-3 at home when at least 1 team scores 100+

Illinois is 3-1 in neutral games when at least 1 team scores 100+

Illinois is 2-16 in away games when at least 1 team scores 100+



Jackson, a five-star point guard from Chicago, was also named to the Naismith Trophy Girl's High School Player of the Year Preseason Watch List.

Alves, Benson, and Jackson - the three Illinois signees that have played at least one year of high school basketball in the United States - were all nominated for the McDonald's High School All American game.

Green put together the nationally ranked recruiting class in just her third season at Illinois after clinching the inaugural WBIT title in 2024. Across her first two years with the Orange and Blue, Green totaled 41 wins, the most by a head coach across their first two years in program history, and she has now led the Illini to ranked wins in each of her three seasons in Champaign. Under Green's tutelage, the Illini have made back-to-back postseason appearances for the first time since the 2006-07 and 2007-08 campaigns and registered back-to-back top-five single-season attendance marks at SFC.

The program's current success has translated directly to Illinois' recruiting momentum. The Illini have earned a spot in the AP top 25 in back-to-back weeks and sit at No. 22 in the most recent poll while boasting a 4-0 record thus far this season.

After adding five-star freshman Berry Wallace in the Class of 2024, Green has now signed five-star recruits in back-to-back years with the addition of Jackson in 2025. Green and her staff have already coached 10 ESPNW Top 100 recruits at Illinois.

#### MANUELLA ALVES | F | RIO DE JANEIRO, BRAZIL

- 4-star ranked No. 61 in ESPNW's HoopGurlz rankings
- Ranked a four-star recruit by 247Sports
- Averaged 10.7 points and 8.2 rebounds over six games for Brazil at 2024 FIBA U18 Women's AmeriCup

#### NAOMI BENSON | F | STREETSBO, OHIO

- 4-star ranked No. 98 in ESPNW's HoopGurlz rankings
- First Team All-Ohio, Metro Conference Player of the Year, First Team All-District, Tri-County Underclassman of the Year, Team MVP as a junior in 2023-24
- Helped high school team to first sectional championship in 36 years as a freshman and led high school to first league and district titles in program history

#### ERICA FINNEY | G | SYDNEY, AUSTRALIA

- Averaged 8.0 points and 2.4 rebounds and shot 35.9% from deep in the FIBA U17 2024 World Cup while representing Team Australia at the event in Mexico
- Represented New South Wales at 2024 Australian Nationals, averaging 12.9 points, 5.5 rebounds, and 1.4 steals while shooting 41.1% from 3-point range
- 2023 NBL1 East Defensive Player of the Year and 2024 NBL1 East Most Improved Player

#### DESTINY JACKSON | G | CHICAGO, ILL.

- 5-star ranked No. 25 in ESPNW's HoopGurlz rankings
- Ranked No. 28 prospect in Class of 2025, No. 6 at her position, and No. 1 in the state of Illinois by 247Sports
- 3-time Chicago Public League (CPL) champion & 3-time 1st Team All-Conference at Whitney Young

#### CEARAH PARCHMENT | F | ONTARIO, CANADA

- 5-star ranked No. 40 in ESPNW's HoopGurlz rankings
- Four-star ranked No. 46 prospect in the Class of 2025 and No. 11 at her position by 247Sports
- Averaged 3.9 points, 5.4 rebounds, 2.1 assists, and 1.0 steals in the FIBA U17 tournament to win the silver medal playing for Team Canada

#### FOREIGN TRIP

From August 2-12, the Illinois women's basketball team traveled to Europe for a foreign tour of Italy and Greece. The Fighting Illini grew on and off the court with exhibition games, educational tours, excursions, local cuisine, and authentic experiences on the schedule.

The WBIT championship run into April, 10 additional summer practices, and international exhibition games added extra opportunities for the team to grow and gel.

On August 4, the Illini earned a 67-65 victory over the Spain & Italy Select Team at a neutral court in Ponte Buggianese, Italy. Game two of the Illinois women's bas-

ketball foreign tour saw the Illini earn a 106-42 victory at Amilla Peristeriou on August 9. The win moved the Fighting Illini to 2-0 on the trip, and Shauna Green is now 5-0 as the head coach in foreign tour games.

#### PRO ILLINI

Illinois women's basketball is represented at the professional level across multiple continents. Former Illini center Camille Hobby joined the professional ranks after spending her fifth year of college at Illinois. Hobby plays for PAOK in Greece. Adrienne Williams Godbold, a guard at Illinois from 2009-13, plays in the Puerto Rican BSNF for Hatillo. Brandi Beasley, a guard at Illinois from 2016-20, plays for CJS Geispolsheim in France. Brittany Carter, who played at Illinois from 2014-15, now plays for GIE Cibao Immortals in the Dominican Republic and was the 2024 league MVP. Rebecca Harris, a guard at Illinois from 2006-08, plays for the Bay Area Phoenix in the Women's Premier Basketball Association (WPBA), helping them to a championship. Harris has also played in the Athletes Unlimited League.

#### INAUGURAL WBIT CHAMPIONS

After earning a No. 4 seed and an at-large bid to the inaugural WBIT, the Illini began their tournament run with a come-from-behind win over Missouri State at State Farm Center on March 21. Illinois trailed by as many as 11 but bounced back in the second half to secure a 74-69 first-round win over the Lady Bears.

The Illini then took on Stony Brook, which entered the contest with only two road losses on the season. The Orange and Blue never trailed and advanced to the quarterfinals in dominant fashion, clinching a 79-62 victory on March 24 to earn a spot among the final eight teams.

Illinois then played its first road game of the tournament, traveling to take on a [3] Tulsa team that had only lost once on its home court all season. That did not faze the Illini, though, as they led by as many as 16 and booked a spot in the WBIT semifinals in Indianapolis with a 69-61 road win over the Golden Hurricane on March 20.

Making the quick trip to Hinkle Fieldhouse in Indianapolis for the WBIT semifinals, Illinois took on a Washington State team that had earned a No. 1 seed in the competition. The Illini led for the final 38 minutes in its 81-58 win over [1] the Cougars on April 1, giving Illinois the opportunity to play for a championship.

Behind a big second-half surge, Illinois clinched the inaugural WBIT title in a 71-57 victory over Villanova at Hinkle Fieldhouse on April 3, 2024. The victory marked the program's first-ever postseason title.

#### LARGEST COMEBACK WINS UNDER SHAUNA GREEN

Illinois' 74-69 win over Missouri State matched the second-largest deficit UI has overcome to win a game under Green. The Illini trailed by as many as 11 points at 30-19 in the second quarter and again by double digits in the second half. Illinois outscored the Lady Bears 42-32 in the second half after trailing by five at halftime.

After trailing by 11 points with 2:42 left in the third quarter, Illinois women's basketball came all the way back against Minnesota on Sunday, Jan. 28, to secure a 73-68 victory. Illinois closed the third quarter on a 9-2 run to pull within 54-50 entering the final 10 minutes of play. After tying the game at 62-62 ahead of the media timeout at 4:52, Illinois would never trail again. Beginning with the tying basket, Camille Hobby tallied 6 of Illinois' final 13 points while 5 came from Genesis Bryant, and 2 from Makira Cook. Illinois led by as many as 7 points in the fourth quarter before securing the 5-point win. The 11-point deficit is the second-largest deficit Illinois has overcome with Green at the helm.

During Green's first season as head coach of the Fighting Illini, Illinois overcame a 12-point deficit on the road at Nebraska on Feb. 9, 2023. Illinois trailed by 12 points with 44 seconds remaining in the first half before cutting the deficit to 8 points at the break. Nebraska pushed its lead back to 11 with 4:44 remaining in the third quarter and led by 10 points with just 1:43 remaining in the third period. Illinois tied the game at 51-51 with 9:19 to go in the contest and would never trail again en route to a 72-64 win. The Illini led by as many as 11 points in the

fourth quarter of the victory.

RANK	OPP.	DEFICIT	FINAL
1.	at Nebraska (2/9/23)	12 (2Q :44)	72-64
2.	Missouri St. (3/21/24)	11 (2Q, 7:05)	74-69
	Minnesota (1/28/24)	11 (3Q, 2:42)	73-68

#### MCDONALD'S ALL AMERICAN

Fighting Illini freshman Berry Wallace earned a spot in the 2024 McDonald's All American game. Wallace - a native of Pickerington, Ohio - was one of 24 girls named to the roster for the 47th annual event. Wallace represented Pickerington High School Central. She's a 6'1" forward rated as a five-star recruit. Wallace played her AAU ball with United Family 3SSB.

She is the third player in Illinois women's basketball program history to earn a spot on the McDonald's All American Game roster. The last Illini signee to play in the game was Chatrice White in 2014.

#### HOME ATTENDANCE NUMBERS

Across 15 home games during the 2022-23 season, Illinois Women's Basketball saw 52,295 fans fill the State Farm Center en route to a 12-3 record. That total attendance ranked 5th in program history and made Shauna Green the only head coach to bring in 50,000 or more fans in her first season with the Illini.

In Illinois' 2023-24 season - and home - opener, the attendance of 2,680 marked the largest ticketed season-opening crowd at State Farm Center since 2000 (3,954). In the Illini's 17 home games last season, Illinois finished with a combined attendance of 63,242 for an average of 3,720 a game. 63,242 is now the fifth-best all-time attendance.

Illinois' season-opener against Florida State drew a crowd of 3,741 to surpass last year's season-opening mark by over 1,000 fans. With 13,486 fans in attendance for Field Trip Day and 4,914 fans in the stands at State Farm Center for Pack the House, Illinois' season average is 4,829 per game through 11 home regular-season contests.

#### THE SHAUNA GREEN COACHING TREE

- Shauna Green's first trio of assistant coaches at Illinois were no strangers to her or each other. Green, Calamity McEntire, DeAntoine Beasley, and Ryan Gensler were on the Dayton Women's Basketball staff together for four seasons from 2017-21. With those four coaches leading from the sidelines, the Flyers posted a 79-34 overall record across four seasons.
- Green, Beasley, and Gensler stuck together for the 2021-22 campaign at Dayton, while McEntire headed to Texas to be an assistant coach with the Longhorns.
- Together, Green, McEntire, Beasley, and Gensler finished a combined 101-42 between Dayton and Illinois. The 100th win together came in the 2022-23 regular-season finale at Rutgers.
- On March 29, 2023, Ryan Gensler was announced as the head coach of the Akron women's basketball program.
- With the departure of Gensler, Green hired Britney Anderson after her time at Stanford (2020-23), Virginia Tech (2015-20), and Radford (2013-15).
- When Jenna Giaccone departed following the 2023-24 season, Green hired Illinois native Liza Fruendt following three seasons at Tennessee.

#### UBBEN UPGRADE

Construction on the \$40 million renovation and expansion of the Ubben Basketball Complex was completed fall 2022 with the Illinois programs back in their state-of-the-art facility. The project added approximately 40,000 square feet to the existing structure, while remodeling large portions of the existing building. Two new half courts were added to both the men's and women's gym space, giving the two programs additional areas to work on development while not disrupting full-court action. The project included a new two-story strength and conditioning addition, significantly increased the size of the locker rooms and players lounges, and included a state-of-the-art sports medicine area featuring hydrotherapy and sports science spaces. New coaches' office spaces and a grand entry lobby also were included.





## INDIVIDUAL CAREER PERFORMANCES

## 20+ Points

<b>KENDALL BOSTIC (8)</b>		
at Indiana	21 points	1/16/25
Bradley	22 points	12/12/24
Oregon State	31 points	11/22/24
Le Moyne	25 points	11/18/24
at Michigan St.	21 points	2/29/24
at Purdue	24 points	2/5/24
Penn State	22 points	2/19/23
at Ohio State	27 points	1/8/23

**GENESIS BRYANT (16)**

at Minnesota	20 points	1/5/25
Washington	32 points	12/31/24
Oregon	23 points	12/28/24
at Ohio St.	22 points	12/8/24
UMES	27 points	11/27/24
Missouri	20 points	12/17/23
Canisius	21 points	11/26/23
vs. Notre Dame	31 points	11/18/23
Morehead State	32 points	11/7/23
vs. Rutgers	21 points	3/2/23
Penn State	21 points	2/19/23
Michigan State	21 points	1/29/23
at Ohio State	20 points	1/8/23
Iowa	24 points	1/1/23
Florida Atlantic	22 points	12/21/22
at Missouri	20 points	12/18/22

**JASMINE BROWN-HAGGER (2)**

Southern	20 points	12/20/24
Eastern Illinois	23 points	11/14/24

**MAKIRA COOK (33)**

Oregon St.	20 points	11/22/24
Florida St.	20 points	11/7/24
vs. Villanova	27 points	4/3/24
vs. Wash. St.	20 points	4/1/24
Missouri State	27 points	3/21/24
Nebraska	20 points	3/3/24
at Iowa	26 points	2/25/24
Indiana	22 points	2/19/24
at Michigan	20 points	1/31/24
Minnesota	22 points	1/28/24
at Indiana	24 points	12/31/23
vs. Mississippi St.	21 points	3/15/23
vs. Rutgers	24 points	3/2/23
at Maryland	29 points	2/12/23
at Nebraska	22 points	2/9/23
Minnesota	21 points	2/5/23
Michigan State	26 points	1/29/23
at Minnesota	20 points	1/15/23
Northwestern	23 points	1/5/23
Iowa	20 points	1/1/23
at Wisconsin	20 points	12/29/22
at Butler	22 points	12/11/22
Rutgers	20 points	12/7/22
at Indiana	33 points	12/4/22
at Pittsburgh	20 points	11/30/22
Alcorn State	21 points	11/13/22
vs. Georgia	21 points	3/18/22
George Mason	29 points	2/5/22
Saint Louis	27 points	1/16/22
Wright State	29 points	12/31/21
at Florida	20 points	12/8/21
vs. Illinois	21 points	11/26/21
Alabama A&M	23 points	11/9/21

**ADALIA MCKENZIE (13)**

Bradley	23 points	12/12/24
Florida St.	20 points	11/7/24
Stony Brook	28 points	3/24/24
Missouri State	21 points	3/21/24
Northwestern	20 points	2/8/24
Central Conn.	20 points	11/29/23
Minnesota	20 points	2/5/23
at Wisconsin	26 points	12/29/22
at Missouri	21 points	12/18/22
Rutgers	22 points	12/7/22
at Pitt	25 points	11/30/22
vs. Delaware	22 points	11/26/22
Butler	23 points	12/12/21

## 30+ Points

<b>KENDALL BOSTIC (1)</b>		
Oregon State	31 points	11/22/24
<b>GENESIS BRYANT (3)</b>		
Washington	32 points	12/31/24
vs. Notre Dame	31 points	11/18/23
Morehead State	32 points	11/7/23
<b>MAKIRA COOK (1)</b>		

at Indiana 33 points 12/4/22

## Double-Doubles

<b>KENDALL BOSTIC (44)</b>		
Iowa	17 pts, 14 rebs	1/9/25
Oregon	10 pts, 10 rebs	12/28/24
Southern	14 pts, 15 rebs	12/20/24
Southern Ind.	17 pts, 16 rebs	12/15/24
Bradley	22 pts, 10 rebs	12/12/24
at Ohio St.	17 pts, 13 rebs	12/8/24
Kentucky	10 pts, 12 rebs	11/27/24
UMES	12 pts, 11 rebs	11/26/24
Le Moyne	25 pts, 12 rebs	11/18/24
Eastern Illinois	11 pts, 12 rebs	11/14/24
vs. Villanova	15 pts, 15 rebs	4/3/24
at Tulsa	10 pts, 16 rebs	3/28/24
Stony Brook	19 pts, 17 rebs	3/24/24
vs. Maryland	11 pts, 11 rebs	3/7/24
Nebraska	12 pts, 10 rebs	3/3/24
at Michigan St.	21 pts, 10 rebs	2/29/24
at Iowa	10 pts, 17 rebs	2/25/24
Indiana	12 pts, 11 rebs	2/19/24
at Penn State	17 pts, 10 rebs	2/15/24
at Purdue	24 pts, 15 rebs	2/5/24
Ohio State	13 pts, 18 rebs	1/25/24
at N'western	11 pts, 13 rebs	1/14/24
at Indiana	18 pts, 11 rebs	12/31/23
vs. Arkansas	15 pts, 10 rebs	12/20/23
Saint Peter's	10 pts, 10 rebs	11/15/23
Morehead St.	15 pts, 13 rebs	11/7/23
vs. Maryland	10 pts, 16 rebs	3/3/23
Penn State	22 pts, 18 rebs	2/19/23
at Nebraska	11 pts, 10 rebs	2/9/23
Minnesota	10 pts, 10 rebs	2/5/23
at Northwestern	16 pts, 13 rebs	1/22/23
Indiana	17 pts, 11 rebs	1/18/23
at Ohio State	27 pts, 15 rebs	1/8/23
Northwestern	15 pts, 16 rebs	1/5/23
Iowa	17 pts, 12 rebs	1/1/23
at Missouri	14 pts, 10 rebs	12/18/22
McNeese State	12 pts, 12 rebs	11/16/22
LIU	16 pts, 11 rebs	11/9/22
vs. Wisconsin	12 pts, 16 rebs	3/2/22
Ohio State	12 pts, 16 rebs	2/14/22
at Wisconsin	15 pts, 13 rebs	2/6/22
at Ohio State	11 pts, 16 rebs	1/6/22
Eastern Kentucky	12 pts, 22 rebs	12/5/21
N.C. Central	14 pts, 17 rebs	11/9/21

**GENESIS BRYANT (1)**

Fla. Atlantic	20 p, 12 a, 10 r	12/21/22
---------------	------------------	----------

**MAKIRA COOK (4)**

Stony Brook	14 pts, 10 asts	3/24/24
vs. Arkansas	17 pts, 11 rebs	12/20/23
vs. Delaware	16 pts, 10 asts	11/26/22
vs. Duquesne	11 pts, 11 rebs	2/2/22

**ADALIA MCKENZIE (8)**

at Canisius	15 pts, 10 rebs	12/2/24
Missouri State	21 pts, 11 rebs	3/21/24
at Purdue	15 pts, 17 rebs	2/5/24
Wisconsin	13 pts, 10 rebs	1/7/24
Michigan State	14 pts, 11 rebs	1/29/23
at Butler	13 pts, 12 rebs	12/11/22
Rutgers	22 pts, 13 rebs	12/7/22
vs. Delaware	22 pts, 10 rebs	11/26/22

## Triple-Doubles

<b>GENESIS BRYANT (1)</b>		
Florida Atlantic	22 pts, 10 rebs, 12 asts	12/21/22

## Double-Digit Assists

<b>GENESIS BRYANT (1)</b>		
Florida Atlantic	12 assists	12/21/22
<b>MAKIRA COOK (2)</b>		
Stony Brook	10 assists	3/24/24
vs. Delaware	10 assists	11/26/22

## Double-Digit Rebounds

<b>KENDALL BOSTIC (66)</b>		
Iowa	14 rebounds	1/9/25
at Minnesota	15 rebounds	1/5/24
Oregon	10 rebounds	12/28/24
Southern	15 rebounds	12/20/24
Southern Indiana	16 rebounds	12/15/24
Bradley	10 rebounds	12/12/24
at Ohio St.	13 rebounds	12/8/24
Kentucky	12 rebounds	11/27/24
UMES	11 rebounds	11/26/24

Le Moyne	12 rebounds	11/18/24
Eastern Illinois	12 rebounds	11/14/24
Marquette	10 rebounds	11/10/24
vs. Villanova	15 rebounds	4/3/24
at Tulsa	16 rebounds	3/28/24
Stony Brook	17 rebounds	3/24/24
Missouri State	17 rebounds	3/21/24
vs. Maryland	11 rebounds	3/7/24
Nebraska	10 rebounds	3/3/24
at Michigan St.	10 rebounds	2/29/24
at Iowa	17 rebounds	2/25/24
Indiana	11 rebounds	2/19/24
at Penn State	10 rebounds	2/15/24
Northwestern	13 rebounds	2/8/24
at Purdue	15 rebounds	2/5/24
Minnesota	17 rebounds	1/28/24
Ohio State	18 rebounds	1/25/24
at Northwestern	13 rebounds	1/14/24
at Indiana	11 rebounds	12/31/23
vs. Arkansas	10 rebounds	12/20/23
Northern Kentucky	15 rebounds	12/6/23
Saint Peter's	10 rebounds	11/15/23
Morehead State	13 rebounds	11/7/2023
vs. Maryland	16 rebounds	3/3/2023
Penn State	18 rebounds	2/19/23
at Nebraska	10 rebounds	2/9/23
Minnesota	10 rebounds	2/5/23
Purdue	10 rebounds	1/26/23
at Northwestern	13 rebounds	1/22/23
Indiana	11 rebounds	1/18/23
at Ohio State	15 rebounds	1/8/23
Northwestern	16 rebounds	1/5/23
Iowa	12 rebounds	1/1/23
at Missouri	10 rebounds	12/18/22
at Butler	11 rebounds	12/11/22
at Indiana	14 rebounds	12/4/22
at Pitt	14 rebounds	11/30/22
Oakland	10 rebounds	11/21/22
Evansville	10 rebounds	11/19/22
McNeese State	12 rebounds	11/16/22
LIU	11 rebounds	11/9/22
vs. Wisconsin	16 rebounds	3/2/22
at Purdue	15 rebounds	2/17/22
Ohio State	16 rebounds	2/14/22
at Wisconsin	13 rebounds	2/6/22
at Iowa	12 rebounds	1/23/22
at Penn State	14 rebounds	1/16/22
Wisconsin	14 rebounds	1/9/22
at Ohio State	16 rebounds	1/6/22
Missouri	13 rebounds	12/22/21
at Southern Illinois	11 rebounds	12/19/21
Butler	13 rebounds	12/12/21
Eastern Kentucky	22 rebounds	12/5/21
Florida State	10 rebounds	12/2/21
vs. Middle Tenn.	11 rebounds	11/27/21
SIUE	13 rebounds	11/18/21
NC Central	17 rebounds	11/9/21

**GENESIS BRYANT (1)**

Florida Atlantic	10 rebounds	12/21/22
------------------	-------------	----------

**MAKIRA COOK (2)**

vs. Arkansas	11 rebounds	12/20/23
Duquesne	11 rebounds	2/2/22

**ADALIA MCKENZIE (9)**

at Canisius	10 rebounds	12/2/24
Missouri State	11 rebounds	3/21/24
at Purdue	17 rebounds	2/5/24
Wisconsin	10 rebounds	1/7/24
Michigan State	11 rebounds	1/29/23
at Butler	12 rebounds	12/11/22
Rutgers	13 rebounds	12/7/22
at Indiana	11 rebounds	12/4/22
at Pitt	10 rebounds	11/30/22

**BRYNN SHOUP-HILL (4)**

at Ohio St.	11 rebounds	12/8/24
Kentucky	10 rebounds	11/27/24
UMES	11 rebounds	11/26/24
Florida St.	10 rebounds	11/7/24





## SEASON/CAREER HIGHS &amp; BREAKDOWNS

		#1 GB	#2 CA	#3 MC	#4 GD	#6 INC	#8 JBH	#12 MZ	#20 BW	#22 SB	#23 BSH	#24 AM	#25 HS	#44 KB	#35 LV
Season Breakdown	10+ Points	12	0	4	4	0	7	0	2	-	1	14	0	15	-
	20+ Points	5	0	2	0	0	2	0	0	-	0	2	0	4	-
	30+ Points	1	0	0	0	0	0	0	0	-	0	0	0	1	-
	10+ Rebounds	0	0	0	0	0	0	0	0	-	4	1	0	12	-
	15+ Rebounds	0	0	0	0	0	0	0	0	-	0	0	0	3	-
	5+ Assists	4	0	4	1	0	1	0	0	-	0	1	0	0	-
	10+ Assists	0	0	0	0	0	0	0	0	-	0	0	0	0	-
	Double-Doubles	0	0	0	0	0	0	0	0	-	0	1	0	10	-
	Triple-Doubles	0	0	0	0	0	0	0	0	-	0	0	0	0	-
	Games Played	17	17	8	8	2	14	5	10	-	17	17	9	17	-
Starts	17	0	8	1	0	8	0	0	-	17	17	0	17	-	
2024-25 Highs		#1 GB	#2 CA	#3 MC	#4 GD	#6 INC	#8 JBH	#12 MZ	#20 BW	#22 SB	#23 BSH	#24 AM	#25 HS	#44 KB	#35 LV
	Points	32	5	20	15	2	23	2	18	-	11	23	3	31	-
	Rebounds	7	5	4	5	1	5	0	5	-	11	10	6	16	-
	Assists	7	3	8	7	0	5	0	1	-	4	5	1	4	-
	Steals	4	3	2	1	0	3	1	2	-	2	3	0	2	-
	Blocks	1	1	1	1	0	0	0	1	-	3	1	0	2	-
	Field Goals Made	11	2	8	6	1	10	1	5	-	4	8	1	15	-
	3-Pointers Made	4	0	2	3	0	3	0	3	-	1	1	0	2	-
	Free Throws Made	16	3	7	5	0	7	0	5	-	7	10	2	3	-
	Minutes	40	23	36	30	1	37	12	28	-	39+	39	14	40	-
Career Breakdown		#1 GB	#2 CA	#3 MC	#4 GD	#6 INC	#8 JBH	#12 MZ	#20 BW	#22 SB	#23 BSH	#24 AM	#25 HS	#44 KB	#35 LV
	10+ Points	62	1	86	8	0	9	0	2	1	12	70	0	64	0
	20+ Points	16	0	33	0	0	2	0	0	0	13	0	8	0	
	30+ Points	3	0	1	0	0	0	0	0	0	0	0	1	0	
	10+ Rebounds	1	0	1	0	0	0	0	0	4	9	0	66	0	
	15+ Rebounds	0	0	0	0	0	0	0	0	0	1	0	22	0	
	5+ Assists	23	0	32	1	0	1	0	0	0	10	0	2	0	
	10+ Assists	1	0	2	0	0	0	0	0	0	0	0	0	0	
	Double-Doubles	1	0	4	0	0	0	0	0	0	8	0	44	0	
	Triple-Doubles	1	0	0	0	0	0	0	0	0	0	0	0	0	
Games Played	116	33	118	39	2	47	5	10	37	96	110	9	132	17	
Starts	70	0	95	1	0	8	0	0	0	57	98	0	110	0	
Career Highs		#1 GB	#2 CA	#3 MC	#4 GD	#6 INC	#8 JBH	#12 MZ	#20 BW	#22 SB	#23 BSH	#24 AM	#25 HS	#44 KB	#35 LV
	Points	32	16	33	15	2	23	2	18	14	15	28	3	31	4
	Rebounds	10	6	11	5	1	6	0	5	7	11	17	6	22	6
	Assists	12	3	10	7	0	5	0	1	4	7	1	6	2	
	Steals	5	3	5	3	0	3	1	2	2	5	0	4	1	
	Blocks	2	1	2	1	0	0	0	1	1	3	1	0	6	
	Field Goals Made	12	6	13	6	1	10	1	5	5	12	1	15	2	
	3-Pointers Made	6	1	5	3	0	3	0	3	2	4	2	0	2	
	Free Throws Made	16	3	10	5	0	7	0	5	2	7	14	2	6	
	Minutes	42	24	45	30	1	37	12	28	22	39+	42	14	42	15
Illinois Career		#1 GB	#2 CA	#3 MC	#4 GD	#6 INC	#8 JBH	#12 MZ	#20 BW	#22 SB	#23 BSH	#24 AM	#25 HS	#44 KB	#35 LV
	10+ Points	60	1	56	8	0	6	0	2	1	10	70	0	60	---
	20+ Points	16	0	26	0	0	2	0	0	0	13	0	8	---	
	30+ Points	3	0	1	0	0	0	0	0	0	0	0	1	---	
	10+ Rebounds	1	0	1	0	0	0	0	0	4	9	0	65	---	
	15+ Rebounds	0	0	0	0	0	0	0	0	0	1	0	22	---	
	5+ Assists	23	0	28	1	0	1	0	0	0	10	0	2	---	
	10+ Assists	1	0	2	0	0	0	0	0	0	0	0	0	---	
	Double-Doubles	1	0	2	0	0	0	0	0	0	8	0	44	---	
	Triple-Doubles	1	0	0	0	0	0	0	0	0	0	0	0	---	
Games Played	82	33	69	39	2	14	5	10	29	73	110	9	110	---	
Starts	70	0	69	1	0	8	0	0	0	57	98	0	110	---	
Illinois Highs		#1 GB	#2 CA	#3 MC	#4 GD	#6 INC	#8 JBH	#12 MZ	#20 BW	#22 SB	#23 BSH	#24 AM	#25 HS	#44 KB	#35 LV
	Points	32	16	33	15	2	23	2	18	14	15	28	3	31	---
	Rebounds	10	6	11	5	1	6	0	5	7	11	17	6	22	---
	Assists	12	3	10	7	0	5	0	1	4	7	1	6	---	
	Steals	4	3	5	3	0	3	1	2	2	5	0	4	---	
	Blocks	2	1	2	1	0	0	0	1	1	3	1	0	6	---
	FG Made	12	6	12	6	1	10	1	5	5	12	1	15	---	
	3FG Made	6	1	5	3	0	3	0	3	2	4	2	0	2	---
	FT Made	16	3	10	5	0	7	0	5	2	7	14	2	6	---
	Minutes	42	24	45	30	1	37	12	28	22	39+	42	14	42	---
Big Ten Career		#1 GB	#2 CA	#3 MC	#4 GD	#6 INC	#8 JBH	#12 MZ	#20 BW	#22 SB	#23 BSH	#24 AM	#25 HS	#44 KB	#35 LV
	10+ Points	32	0	32	4	---	3	---	1	0	6	35	0	34	---
	20+ Points	8	0	16	0	---	0	---	0	0	4	0	5	---	
	30+ Points	1	0	1	0	---	0	---	0	0	0	0	0	---	
	10+ Rebounds	0	0	0	0	---	0	---	0	0	1	5	0	32	---
	15+ Rebounds	0	0	0	0	---	0	---	0	0	1	0	15	---	
	5+ Assists	13	0	14	0	---	0	---	0	0	5	0	1	---	
	10+ Assists	0	0	0	0	---	0	---	0	0	0	0	0	---	
	Double-Doubles	0	0	0	0	---	0	---	0	0	2	0	23	---	
	Triple-Doubles	0	0	0	0	---	0	---	0	0	0	0	0	---	
Games Played	41	13	37	18	---	6	---	6	14	37	56	1	70	---	
Starts	38	0	37	0	---	5	---	0	0	25	49	0	56	---	
Big Ten Highs		#1 GB	#2 CA	#3 MC	#4 GD	#6 INC	#8 JBH	#12 MZ	#20 BW	#22 SB	#23 BSH	#24 AM	#25 HS	#44 KB	#35 LV
	Points	32	4	33	13	---	14	---	13	9	14	26	0	27	---
	Rebounds	7	5	7	5	---	5	---	5	3	11	17	0	18	---
	Assists	7	1	8	4	---	4	---	1	4	6	0	5	---	
	Steals	4	1	5	3	---	1	---	1	2	5	0	4	---	
	Blocks	2	1	2	1	---	0	---	0	1	3	1	0	4	---
	FG Made	11	2	12	5	---	6	---	5	4	5	9	0	13	---
	3FG Made	5	0	4	3	---	1	---	3	2	4	1	0	2	---
	FT Made	16	0	10	2	---	4	---	1	0	4	14	0	4	---
	Minutes	42	11	45	29	---	37	---	28	15	37	42	1	42	---



## ILLINOIS VERSUS THE BIG TEN

	OVERALL					HOME					AWAY					BIG TEN REG. SEASON				BIG TEN TOURNAMENT				
	W	L	%	Strk	Last	W	L	%	Strk	Meeting	Win	W	L	%	Strk	Meeting	Win	W	L	%	Strk	W	L	%
Indiana	32	49	.395	W2	1/16/25	18	19	.486	W1	2/19/24	2/19/24	11	28	.282	W1	1/16/25	1/16/25	29	43	.403	W2	2	0	1.000
Iowa	21	61	.256	W1	1/9/25	14	25	.359	W2	1/9/25	1/9/25	5	32	.135	L11	2/25/24	2/15/07	15	54	.217	W1	0	4	.000
Maryland	0	17	.000	L17	3/7/24	0	5	.000	L5	2/11/24	---	0	8	.000	L8	1/20/24	---	0	12	.000	L12	0	2	.000
Michigan	41	38	.519	W1	1/31/24	20	14	.588	L3	12/10/23	2/28/15	18	20	.474	W1	1/31/24	1/31/24	36	31	.537	W1	2	4	.333
Michigan St.	28	46	.378	L1	2/29/24	15	18	.455	W1	1/29/23	1/29/23	10	25	.286	L6	2/29/24	1/23/14	24	41	.369	L1	3	1	.750
Minnesota	42	32	.568	L1	1/5/25	26	10	.722	W4	1/28/24	1/28/24	14	21	.400	L1	1/5/25	1/15/23	39	31	.557	L1	1	0	1.000
Nebraska	7	20	.259	W1	3/3/24	3	9	.250	W1	3/3/24	3/3/24	2	9	.182	L1	1/11/24	2/9/23	4	15	.211	W1	1	2	.333
Northwestern	38	49	.437	W4	2/8/24	20	22	.476	W2	2/8/24	2/8/24	15	24	.385	W2	1/14/24	1/14/24	34	40	.459	W4	3	1	.750
Ohio St.	20	59	.253	L12	12/8/24	14	22	.389	L6	1/25/24	2/14/15	5	31	.139	L8	12/8/24	1/6/13	18	52	.257	L13	1	3	.250
Oregon	2	2	.500	W2	12/28/24	2	0	1.000	W2	12/28/24	12/28/24	0	2	.000	L2	11/18/11	---	1	0	1.000	W1	---	---	---
Penn St.	18	39	.316	L1	2/15/24	11	12	.478	W1	2/19/23	2/19/23	5	21	.192	W1	2/15/24	2/15/24	15	30	.333	W2	2	6	.250
Purdue	19	66	.224	L5	2/5/24	13	26	.333	L2	1/26/23	2/7/21	5	35	.125	L7	2/5/24	2/21/15	14	57	.197	L5	0	5	.000
Rutgers	5	9	.257	W4	1/17/24	3	4	.429	W2	1/17/24	1/17/24	1	5	.167	W1	2/26/23	2/26/23	4	9	.308	W3	1	0	1.000
UCLA	3	1	.750	W1	12/19/04	2	0	1.000	W2	12/19/04	12/19/04	1	1	.500	L1	11/24/03	12/28/85	---	---	---	---	---	---	---
USC	0	0	---	---	---	0	0	---	---	---	---	0	0	---	---	---	---	---	---	---	---	---	---	---
Washington	1	1	.500	L1	12/31/24	0	1	.000	L1	12/31/24	---	0	0	---	---	---	---	0	1	.000	L1	---	---	---
Wisconsin	41	42	.494	L1	1/7/24	23	14	.622	L1	1/7/24	1/9/22	11	26	.297	W1	12/29/22	12/29/22	32	38	.457	L1	5	2	.714



MILESTONE WATCH (NEEDS # TO TIE)

KENDALL BOSTIC		
Stat	Milestone	Current (Needs)
Points	1,000	Achieved 4/3/24
Rebounds	1,000	Achieved 3/21/24
Games Played	100	Achieved 1/28/24
Rebounds	1,300	1,246 (54)
at Illinois		
Blocks	112 (T-8th)	108 (4)
Double Doubles	53 (T-1st)	44 (9)
Rebounding Record	1,217	1,182 (35)
Offensive Reb	364 (T-6th)	300 (64)
Offensive Reb	296 (T-7th)	Achieved 1/5/25
Double Doubles	42 (T-2nd)	Achieved 12/20/24
Rebounds	1,000	Achieved 11/7/24
Points	1,000	Achieved 11/22/24
Double Doubles	40 (T-3rd)	Achieved 12/12/24
GENESIS BRYANT		
Stat	Milestone	Current (Needs)
Career Games	100	Achieved 11/7/24
Points	1,000	Achieved 4/1/24
Assists	400	305 (95)
at Illinois		
Career 3FGM	194 (T-3rd)	168 (26)
Career 3FGM	168 (T-4th)	Achieved 1/9/25
Career 3FGM	161 (T-5th)	Achieved 12/31/24
Points	1,000	Achieved 11/22/24
MAKIRA COOK (out for season)		
Stat	Milestone	Current (Needs)
Points	1,500	Achieved 3/3/24
Games	100	Achieved 2/15/24
Points	2,000	1,723 (277)
Assists	500	408 (92)
Rebounds	400	376 (24)
Career Starts	100	95 (5)
at Illinois		
Career 3FGM	133 (T-10th)	104 (29)
Assists	322 (T-10th)	289 (33)
Points	1,000	Achieved 3/28/24
ADALIA MCKENZIE		
Stat	Milestone	Current (Needs)
Games Played	100	Achieved 11/27/24
Rebounds	500	Achieved 11/26/24
Assists	200	Achieved 11/18/24
Points	1,000	Achieved 3/21/24
Points	1,300	1,287 (13)
Career Starts	100	98 (2)
BRYNN SHOUP-HILL		
Stat	Milestone	Current (Needs)
Games Played	100	96 (4)

NONCONFERENCE BREAKDOWN

TEAM	CONF.	RECORD	CONF.	NET*
Bradley	MVC	8-9	2-4	193
Canisius	MAAC	3-14	2-5	332
Eastern Illinois	OVC	11-6	8-0	172
Florida State	ACC	14-4	4-2	28
Kentucky	SEC	15-1	4-0	17
Le Moyne	NEC	1-16	1-3	362
Marquette	Big East	11-6	3-3	67
Oregon State	WCC	9-9^	5-2	146
Southern	SWAC	6-12	4-1	232
Southern Indiana	OVC	14-5	6-2	128
UMES	MEAC	6-12	1-2	256

\* NET as of 1/18/25  
^ play 1/18/25

GAME-BY-GAME BREAKDOWN

Date	Opponent	Site	Time (CT)	TV	Jersey	Won Tip	Attend.	Result
Nov. 1	Lewis (EXH)	Champaign, Ill.	6 PM	B1G+	White	ILL	3,556	W, 80-53
Nov. 7	#19 Florida St.	Champaign, Ill.	6 PM	B1G+	White	OPP	3,741	W, 83-74
Nov. 10	Marquette	Champaign, Ill.	7 PM	Big Ten Network	White	OPP	3,748	W, 65-53
Nov. 14	Eastern Illinois	Champaign, Ill.	6 PM	B1G+	White	ILL	3,645	W, 84-37
Nov. 18	Le Moyne	Champaign, Ill.	11 AM	B1G+	White	ILL	13,486	W, 94-25
Nov. 22	Oregon St.	Champaign, Ill.	7 PM	B1G+	White	OPP	3,891	W, 85-66
Nov. 26	UMES	Nashville, Tenn.	1:15 PM	BallerTV	Blue	OPP	341	W, 75-55
Nov. 27	Kentucky	Nashville, Tenn.	7 PM	BallerTV	White	OPP	368	L, 53-76
Dec. 2	Canisius	Buffalo, N.Y.	5 PM	ESPN+	Blue	ILL	607	W, 68-55
Dec. 8	Ohio State	Columbus, Ohio	3 PM	Big Ten Network	Blue	OPP	6,668	L, 74-83
Dec. 12	Bradley	Champaign, Ill.	6 PM	B1G+	White	ILL	3,684	W, 70-52
Dec. 15	Southern Indiana	Champaign, Ill.	1 PM	B1G+	White	ILL	4,108	W, 73-50
Dec. 20	Southern	Champaign, Ill.	12 PM	B1G+	White	ILL	3,396	W, 69-57
Dec. 28	Oregon	Champaign, Ill.	2 PM	B1G+	White	OPP	4,914	W, 64-59
Dec. 31	Washington	Champaign, Ill.	12 PM	Big Ten Network	White	OPP	4,272	L, 75-84
Jan. 5	Minnesota	Minneapolis, Minn.	2 PM	B1G+	Blue	ILL	4,788	L, 61-67
Jan. 9	Iowa	Champaign, Ill.	6 PM	B1G+	White	OPP	4,231	W, 62-57
Jan. 16	Indiana	Bloomington, Ind.	6 PM	Peacock	Blue	OPP	10,534	W, 68-54
Jan. 19	Michigan St.	Champaign, Ill.	2 PM	B1G+				
Jan. 23	Northwestern	Evanston, Ill.	7 PM	Big Ten Network				
Jan. 27	Purdue	Champaign, Ill.	7:30 PM	Big Ten Network				
Jan. 30	Rutgers	Piscataway, N.J.	6 PM	B1G+				
Feb. 2	Maryland	College Park, Md.	12 PM	B1G+				
Feb. 6	Northwestern	Champaign, Ill.	6 PM	B1G+				
Feb. 9	Wisconsin	Madison, Wis.	3 PM	B1G+				
Feb. 13	Penn St.	Champaign, Ill.	6 PM	B1G+				
Feb. 16	Nebraska	Champaign, Ill.	4 PM	Big Ten Network				
Feb. 20	UCLA	Los Angeles, Calif.	8:30 PM	Big Ten Network				
Feb. 23	USC	Los Angeles, Calif.	3 PM	FS1				
Mar. 2	Michigan	Champaign, Ill.	2 PM	B1G+				

TOP 25 RANKINGS

ASSOCIATED PRESS POLL // WEEK 11

#	SCHOOL	RECORD	POINTS
1.	UCLA (29)	16-0	773
2.	South Carolina	16-1	740
3.	Notre Dame (2)	14-2	710
4.	USC	16-1	680
5.	LSU	18-0	625
6.	UConn	15-2	599
7.	Texas	16-2	580
8.	Maryland	15-1	556
9.	Ohio State	16-0	553
10.	TCU	17-1	501
11.	Kansas State	17-1	492
12.	Kentucky	15-1	428
13.	Oklahoma	14-3	383
14.	North Carolina	15-3	360
15.	Tennessee	14-2	327
16.	Duke	13-4	313
17.	Georgia Tech	15-2	248
18.	California	16-2	240
19.	Alabama	16-2	235
20.	West Virginia	13-3	178
21.	NC State	12-4	131
22.	Michigan State	13-3	117
23.	Utah	13-3	91
24.	Minnesota	16-1	45
	Oklahoma State	14-2	45

USA TODAY/COACHES POLL // JAN. 14, 2024

#	SCHOOL	RECORD	POINTS
1.	UCLA (30)	16-0	773
2.	South Carolina	16-1	740
3.	Notre Dame (2)	14-2	710
4.	LSU	18-0	625
5.	USC	16-1	680
6.	UConn	15-2	599
7.	Texas	16-2	580
8.	Ohio State	16-0	553
9.	Maryland	15-1	556
10.	Kansas State	17-1	492
11.	TCU	17-1	501
12.	Kentucky	15-1	428
13.	Oklahoma	14-3	383
14.	North Carolina	15-3	360
15.	Tennessee	14-2	327
16.	Duke	13-4	313
17.	Georgia Tech	15-2	248
18.	California	16-2	240
19.	Alabama	16-2	235
20.	West Virginia	13-3	178
21.	NC State	12-4	131
22.	Michigan State	13-3	117
23.	Utah	13-3	91
24.	Baylor	14-3	68
25.	Minnesota	16-1	45

Others receiving votes:  
Michigan 43, Mississippi St. 22, Indiana 14, Creighton 12, Nebraska 11, Baylor 8, Louisville 5, Harvard 3, Mississippi 3, Florida St. 2, Iowa 1, Vanderbilt 1.

Others receiving votes:  
Oklahoma State 23, Nebraska 20, South Dakota St. 20, Creighton 18, Florida St. 17, MSST 10, Iowa 8, Mississippi 8, Louisville 3, Florida Gulf Coast 2, Michigan 2.

RANKING HISTORY

2024-25 WEEK-BY-WEEK RANKINGS					ILLINOIS IN THE AP POLL				
	AP	COACHES	NET	RECORD	SEASON	APP	PRE	FINAL	HIGH
Preseason	RV	RV	-	0-0	JANE SCHROEDER ERA				
Week 2	23	24	-	2-0	1981-82	7	NR	NR	12
Week 3	22	23	-	3-0	LAURA GOLDEN ERA				
Week 4	19	19	-	5-0	1986-87	9	NR	NR	15
Week 5	21	21	28	6-1	1987-88	3	NR	NR	19
Week 6	RV	25	38	7-2	THERESA GRENTZ ERA				
Week 7	RV	RV	38	9-2	1996-97	7	NR	16	15
Week 8	RV	RV	38	10-2	1997-98	18	7	16	5
Week 9	RV	RV	36	11-2	1998-99	3	25	NR	24
Week 10	NR	NR	40	11-4	1999-00	13	12	NR	10
Week 11	RV	NR	39	12-4	2000-01	3	NR	NR	21
Week 12	-	-	-	-	SHAUNA GREEN ERA				
Week 13	-	-	-	-	2022-23	4	NR	NR	21
Week 14	-	-	-	-	2023-24	1	23	---	23
Week 15	-	-	-	-	2024-25	4	NR	---	19
Week 16	-	-	-	-					
Week 17	-	-	-	-					
Week 18	-	-	-	-	WEEKS...	ALL	PRE	FINAL	
Week 19	-	-	-	-	...in Top 5	1	0	0	
Final	-	-	-	-	...in Top 10	11	1	0	
	-	-	-	-	...in Top 25	72	4	2	







# SHAUNA GREEN

HEAD COACH

THIRD SEASON AT ILLINOIS

11TH SEASON OVERALL

CANISIUS (2002)

Shauna Green was named the 10th head coach of the Fighting Illini women's basketball program history on Monday, March 21, 2022. She is in her third year with the Orange and Blue in 2024-25.

Across her time at Illinois, Green has led the Illini to a 54-29 record, with a 22-20 mark in Big Ten play. Including her time as the head coach at Dayton, Green owns a 181-79 record as a Division I coach. When adding in her two seasons as the head coach at Loras College (DII), Green owns a 210-104 head coaching record across her career. Dating back to her second season at Loras, Green has led her squads to nine consecutive winning seasons. She has guided her teams to a combined five NCAA Tournaments and three WBIT/WNIT appearances. Green's squads have won seven conference championships (five regular season, two tournament) and the 2024 WBIT championship.

In the first two years under Green, the Illinois women's basketball team registered 41 wins, the first-ever postseason championship in program history (2024 WBIT), and back-to-back top-5 season attendances in State Farm Center. In her first two seasons, Illinois has delivered two upsets of AP Top-15 ranked teams: No. 12 Iowa (1/1/23) and No. 14 Indiana (2/19/24).

Year two at Illinois under Green saw the Fighting Illini make back-to-back postseason appearances for the first time since the 2006-07 and 2007-08 campaigns as Illinois earned an at-large bid into the inaugural Women's Basketball Invitation Tournament (second NCAA-sponsored postseason tournament behind the NCAA Tournament).

Green is the first coach in Illinois women's basketball history to lead the Illini to winning seasons in their first two years at Illinois. Illinois' 19 Big Ten regular-season victories over Green's first two seasons are the program's most over a two-year span since the 1999-2000 and 2000-01 campaigns, when Illinois totaled 20 conference wins under Hall of Fame coach Theresa Greutz.

Year one at Illinois saw Green lead the program to new heights both on and off the court. The Illini finished 22-10 (11-7 BIG) and returned to the NCAA Tournament for the first time in 20 seasons. Illinois found itself ranked in the AP Top 25 for the first time since 2000 and would appear in four polls, ranking as high as No. 21. Green is the only Illini head coach to have a team ranked in their first season at UI.

With five returners from the 2021-22 Illinois squad that posted a 7-20 record, Green delivered the largest turnaround in program history and one of the top all-time in Big Ten history. The 15-win improvement from the previous season's 7-20 campaign set a new best turnaround in program history and ranks third best in Big Ten history. In league play, Illinois tallied 10 more wins than the 2021-22 mark (1-13), the best turnaround in program history, which tied for the best all-time in the Big Ten.

Green arrived at Illinois following six successful seasons as the head coach at the University of Dayton, where her teams captured five Atlantic 10 regular-season championships and qualified each year of her tenure for postseason play, including four appearances in the NCAA Tournament. During the 2021-22 season, the three-time Atlantic 10 Coach of the Year led the Flyers to the Atlantic 10 championship and an opening-round victory in the NCAA Tournament, finishing the season with a final record of 26-6.

Green took over the Illini program after compiling a record of 127-50 (.718) with the Flyers. Previously, Green was an assistant coach at Dayton. She also had assistant coaching stints at Northwestern and Providence.

A native of Clinton, Iowa, Green began her coaching career as a head coach at Loras College in Dubuque, Iowa, in 2006 and 2007. Green gained Big Ten experience in 2016 as an assistant at Northwestern prior to being named head coach at Dayton before the 2016-17 season, where she had been an assistant coach from 2013-15. The Flyers advanced to the NCAA Tournament all three years Green was an assistant, including a memorable run to the 2015 NCAA Elite Eight. She also served as an assistant at Providence College from 2008-12.

A 2002 graduate of Canisius College, Green received a degree in business marketing. While at Canisius, the former Shauna Geronzin became one of the greatest basketball players in Griffins' history. A four-time letterwinner from 1998-2002, Green was the Canisius Female Athlete of the Year in 2002 and, in 2012, was inducted into the Canisius College Sports Hall of Fame.

Green later earned a master's degree in physical education with an emphasis in athletic administration from Loras. She and her husband, Andy, have one son, Matteo.

## GREEN'S CAREER HEAD COACHING RECORD

### Loras College (2005-07)

Year	Record	Pct.	Conf.	Postseason
2005-06	12-15	.444	4th (9-7)	
2006-07	17-10	.629	2nd (12-4)	
<b>Total</b>	<b>29-25</b>	<b>.537</b>	<b>21-11</b>	

### University of Dayton (2016-22)

Year	Record	Pct.	Conf.	Postseason
2016-17	22-10	.688	1st (13-3)	A-10 RS&T, NCAA 1st
2017-18	23-7	.767	1st (15-1)	A-10 RS, NCAA 1st
2018-19	17-14	.548	4th (10-6)	WNIT 1st Round
2019-20	25-8	.758	1st (15-1)	A-10 RS&T, NCAA*
2020-21	14-5	.737	1st (12-1)	A-10 RS, WNIT 1st
2021-22	26-6	.812	1st (14-1)	A-10 RS, NCAA 1st
<b>Total</b>	<b>127-50</b>	<b>.718</b>	<b>79-13</b>	<b>4 NCAAAs, 2 WNITs</b>

### University of Illinois (2022-present)

Year	Record	Pct.	Conf.	Postseason
2022-23	22-10	.688	11-7	NCAA
2023-24	19-15	.559	8-10	WBIT Champ
2024-25	13-4	.765	3-3	
<b>Total</b>	<b>54-29</b>	<b>.650</b>	<b>22-20</b>	<b>NCAA, WBIT</b>

**Career 210-104 .669 122-44 5 NCAAAs**

## MILESTONES

First win as HC (Loras)	at Ashford (12/6/2005)
First win as D1 HC (Dayton)	at Wisconsin (11/16/2016)
100th career win	George Mason (1/8/2020)
100th career D1 win	at Davidson (2/28/2021)
150th career win	at Rhode Island (2/16/2022)
First win at Illinois	LIU (11/9/2022)
First BIG Conference win	Rutgers (12/7/2022)
First Top-25 win	No. 12/10 Iowa (1/1/2023)
First time team was ranked	Illinois (1/9/2023)
150th career D1 win	Morehead State (11/7/2023)
Second Top-25 win	No. 14/12 Indiana (2/19/2024)
Won Inaugural WBIT Championship	(4/3/24)
Won program's first-ever postseason championship	Illinois
Third Top-25 win	No. 19/19 Florida State (11/7/24)
200th career win	Eastern Illinois (11/14/24)
50 wins at Illinois	Southern Indiana (12/15/24)
T-6th all-time winningest coach at Illinois WBB	(12/15/24)
Fourth Top-25 win	No. 23/23 Iowa (1/9/25)

T-5th all-time winningest coach at Illinois WBB	needs 7
100th game at Illinois	needs 17
200th career D1 win	needs 19

## THE GREEN FILE

**Born:** October 31, 1979  
**Hired:** March 21, 2022  
**Hometown:** Clinton, Iowa

### EDUCATION

**College:** Canisius '02 - B.S., Marketing  
 Loras '05 - M.S., Physical Education

### COLLEGE COACHING EXPERIENCE

2022-	Illinois
2016-22	Dayton
2015-16	Northwestern (Asst. Coach)
2012-15	Dayton (Asst. Coach)
2007-12	Providence (Asst. Coach)
2005-07	Loras College
2002-05	Loras College (Asst. Coach)

### COACHING HONORS

2023 WBCA National Coach of the Year Finalist  
 2022 Atlantic 10 Coach of the Year  
 2020 Atlantic 10 Coach of the Year  
 2018 Atlantic 10 Coach of the Year  
 2017 WBCA Maggie Dixon NCAA DI Rookie Coach of the Year

### PLAYING CAREER (1998-02 - CANISIUS)

Four-year All-Metro Atlantic Athletic Conference (3x first team)  
 2,012-career points - First in program history  
 910-career rebounds - Second in program history



## 2024-25 EXPANDED SCHEDULE/RESULTS

## Game Records

Record	Overall	Home	Away	Neutral
ALL GAMES	13-4	10-1	2-2	1-1
CONFERENCE	3-3	2-1	1-2	0-0
NON-CONFERENCE	10-1	8-0	1-0	1-1

## Team Results

Date	Opponent	Score	Att.	High Points	High Rebounds
11/07/2024	Florida St.	W 83-74	3741	(20) COOK, Makira (20) MCKENZIE, Adalia	(10) SHOUP-HILL, Brynn
11/10/2024	Marquette	W 65-53	3748	(16) BRYANT, Genesis	(10) BOSTIC, Kendall
11/14/2024	Eastern Ill.	W 84-37	3645	(23) BROWN-HAGGER, Jasmine	(12) BOSTIC, Kendall
11/18/2024	Le Moyne	W 94-25	13486	(25) BOSTIC, Kendall	(12) BOSTIC, Kendall
11/22/2024	Oregon St.	W 85-66	3891	(31) BOSTIC, Kendall	(8) BOSTIC, Kendall
					(8) SHOUP-HILL, Brynn
11/26/2024	vs UMES	W 75-55	341	(27) BRYANT, Genesis	(11) BOSTIC, Kendall
					(11) SHOUP-HILL, Brynn
11/27/2024	vs Kentucky	L 53-76	368	(18) MCKENZIE, Adalia	(12) BOSTIC, Kendall
12/02/2024	at Canisius	W 68-55	607	(16) BOSTIC, Kendall	(10) MCKENZIE, Adalia
12/08/2024	at Ohio St.	L 74-83	6668	(22) BRYANT, Genesis	(13) BOSTIC, Kendall
12/12/2024	Bradley	W 70-52	3684	(23) MCKENZIE, Adalia	(10) BOSTIC, Kendall
12/15/2024	Southern Ind.	W 73-50	4108	(18) WALLACE, Berry	(16) BOSTIC, Kendall
12/20/2024	Southern U.	W 69-57	3396	(20) BROWN-HAGGER, Jasmine	(15) BOSTIC, Kendall
12/28/2024	Oregon	W 64-59	4914	(23) BRYANT, Genesis	(10) BOSTIC, Kendall
12/31/2024	Washington	L 75-84	4272	(32) BRYANT, Genesis	(6) BRYANT, Genesis
					(6) BOSTIC, Kendall
01/05/2025	at Minnesota	L 61-68	4788	(20) BRYANT, Genesis	(15) BOSTIC, Kendall
01/09/2025	Iowa	W 62-57	4231	(17) BOSTIC, Kendall	(14) BOSTIC, Kendall
01/16/2025	at Indiana	W 68-54	10534	(21) BOSTIC, Kendall	(8) BOSTIC, Kendall

## Attendance Summary

	Games	Attend	Avg/Game
Home	11	53116	4829
Away	4	22597	5649
Neutral	2	709	355
<b>Total</b>	<b>17</b>	<b>76422</b>	<b>4495</b>



## SPECIALTY STATISTICS BREAKDOWN

	OPPONENT	PTS IN PAINT (ILL-OPP.)	PTS OFF TO (ILL-OPP.)	2ND CHANCE PTS (ILL-OPP.)	FAST BREAK PTS (ILL-OPP.)	BENCH PTS (ILL-OPP.)	LARGEST LEAD	LARGEST DEFICIT	LEAD CHANGES	TIES
Nov. 7	Florida State	<b>48-46</b>	13-12	7-12	8-10	12-8	17	0	0	0
Nov. 10	Marquette	24-22	9-9	16-7	0-4	15-17	19	1^	4	2
Nov. 14	Eastern Illinois	38-18	25- <b>2</b>	17-8	8-2	31-21	50	0	0	0
Nov. 18	Le Moyne	42- <b>12</b>	<b>42-5</b>	11-4	<b>18-0</b>	<b>35-5</b>	69	0	0	0
Nov. 22	Oregon State	40-32	12-5	2-10	12- <b>0</b>	7-11	28	0	0	0
Nov. 26	vs. Maryland Eastern Shore	30-30	10-4	14-8	16-4	14-16	24	0	0	0
Nov. 27	vs. Kentucky	34-34	10-17	8-13	3-10	9-6	4	25	2	7
Dec. 2	at Canisius	46-34	18-19	16-6	8-13	15-32	19	0	0	1
Dec. 8	at Ohio State	34-46	18-30	7-8	10-4	22-14	3	21	4	4
Dec. 12	Bradley	42-20	21-12	15-2	<b>6-0</b>	4-14	18	5^	7	1
Dec. 15	Southern Indiana	30-20	17-10	<b>23-7</b>	7-2	21-10	23	4^	2	3
Dec. 20	Southern	28-22	21-20	17-2	8-5	7-22	15	2^	1	0
Dec. 28	Oregon	22-32	14-22	14-10	0-3	13-29	12	6^	7	2
Dec. 31	Washington	34-36	17-25	11-15	5-8	2-23	8	10	8	7
Jan. 5	at Minnesota	18-30	8-11	4-4	14-6	8-13	11	7	6	6
Jan. 9	Iowa	24-26	16-10	14-7	2-9	7-13	7	9^	5	3
Jan. 16	at Indiana	24-30	14-3	<b>4-0</b>	8-4	13-11	15	3^	1	0
Jan. 19	Michigan State									
Jan. 23	at Northwestern									
Jan. 27	Purdue									
Jan. 30	at Rutgers									
Feb. 2	at Maryland									
Feb. 6	Northwestern									
Feb. 9	at Wisconsin									
Feb. 13	Penn State									
Feb. 16	Nebraska									
Feb. 20	at UCLA									
Feb. 23	at USC									
Mar. 2	Michigan									

Illini bests and opponent worsts are **bolded**

^ indicates Illinois won





## GAME-BY-GAME TEAM COMPARISON

OPPONENT	1ST	2ND	HALF	3RD	4TH	OT	SCORE	MARGIN	FGM	FG%	3FGM	3FG%	FTM	FT%	REBS	ASTS	TOS	BLKS	STLS	FLS
Florida St.	20/10	<b>23/24</b>	43-34	20/23	20/17	---	83-74	9	29/31	46.8/39.7	2/5	15.4/23.8	23/7	74.2/58.3	40/39	13/10	11/13	3/2	6/8	14/25
Marquette	13/12	16/8	29-20	20/14	16/19	---	65-53	12	16/19	27.6/35.8	2/5	18.2/20.8	<b>31/10</b>	88.6/58.8	40/35	4/12	10/16	0/6	<b>3/0</b>	20/28
Eastern Illinois	19/7	22/8	41-15	<b>29/10</b>	14/12	---	84-37	47	31/15	55.4/24.2	<b>9/2</b>	47.4/ <b>8.0</b>	13/5	52.0/83.3	44/27	17/5	12/16	<b>4/2</b>	7/10	11/21
Le Moyne	<b>30/7</b>	<b>19/2</b>	<b>49-9</b>	26/11	<b>19/5</b>	---	<b>94-25</b>	<b>69</b>	<b>37/10</b>	<b>57.8/23.3</b>	<b>9/2</b>	31.0/9.5	11/3	91.7/37.5	<b>42/18</b>	<b>26/3</b>	7/22	0/1	<b>11/3</b>	<b>6/14</b>
Oregon State	21/13	19/17	40-30	<b>29/14</b>	16/22	---	85-66	19	35/26	54.7/39.4	5/7	25.0/24.1	10/7	83.3/77.8	36/34	17/12	<b>5/10</b>	1/3	4/1	15/14
UMES	<b>24/6</b>	19/20	43-26	15/15	17/14	---	75-55	20	22/19	40.0/31.1	7/3	33.3/23.1	24/14	72.7/63.6	41/41	17/9	9/13	<b>4/1</b>	1/4	<b>23/32</b>
Kentucky	18/14	10/14	28-28	16/22	9/26	---	53-76	-23	16/35	26.7/47.3	1/5	6.3/17.9	<b>20/1</b>	74.1/50.0	37/48	7/17	12/10	3/4	5/5	12/19
Canisius	19/11	20/17	39-28	15/18	14/9	---	68-55	13	28/24	44.4/51.1	2/6	18.2/33.3	<b>10/1</b>	<b>100/16.7</b>	35/24	13/13	<b>14/23</b>	<b>3/0</b>	9/4	10/11
Ohio State	16/18	10/22	26-40	17/21	<b>31/22</b>	---	74-83	-9	29/29	41.4/48.3	5/6	38.5/28.6	11/19	68.8/73.1	44/32	12/16	19/14	2/9	2/9	25/21
Bradley	20/17	14/10	34-27	19/17	17/8	---	70-52	18	29/20	50.9/44.4	2/8	18.2/42.1	10/4	83.3/100	30/20	12/9	9/16	3/3	8/4	<b>6/16</b>
Southern Indiana	9/13	19/4	28-17	24/15	21/18	---	73-50	23	25/19	41.7/36.5	7/7	33.3/53.8	16/5	88.9/50.0	44/26	17/14	17/20	<b>4/1</b>	8/8	12/20
Southern	19/16	20/15	39-31	<b>14/8</b>	16/18	---	69-57	12	23/20	45.1/44.4	5/5	35.7/50.0	18/12	78.3/80.0	36/20	15/11	18/16	3/4	10/9	10/23
Oregon	21/11	7/16	28-27	12/10	24/22	---	64-59	5	15/20	34.9/30.8	4/3	26.7/30.0	30/16	78.9/76.2	<b>45/32</b>	7/7	22/13	2/3	4/8	20/25
Washington	21/21	16/19	37-40	20/24	18/20	---	75-84	-9	34/28	47.5/54.8	5/11	26.3/55.0	14/5	87.5/71.4	28/30	15/17	14/14	0/2	1/4	16/21
Minnesota	18/15	9/12	27-27	21/13	13/28	---	61-68	-7	21/22	35.0/38.6	8/5	50.0/38.5	11/19	91.7/79.2	39/40	10/14	15/11	<b>4/1</b>	6/4	23/12
Iowa	16/16	11/13	27-29	19/16	16/12	---	62-57	5	25/22	39.7/40.0	4/5	30.8/25.0	8/8	100/47.1	31/42	14/14	10/18	3/0	8/4	16/14
Indiana	25/14	10/8	35-22	14/19	19/13	---	68-54	14	27/21	47.4/45.7	6/5	<b>60.0/41.7</b>	8/7	80.0/63.6	28/26	18/7	6/14	2/2	3/1	15/14
Michigan St.																				
Northwestern																				
Purdue																				
Rutgers																				
Maryland																				
Northwestern																				
Wisconsin																				
Penn State																				
Nebraska																				
UCLA																				
USC																				
Michigan																				

Illini highs and opponent lows are **bolded**

## STARTING LINEUPS

DATE	OPPONENT	GUARD	GUARD	GUARD/FORWARD	FORWARD	FORWARD/CENTER	RECORD
Nov. 7	Florida State	Makira Cook	Genesis Bryant	Adalia McKenzie	Brynn Shoup-Hill	Kendall Bostic	1-0 (1)
Nov. 10	Marquette	Makira Cook	Genesis Bryant	Adalia McKenzie	Brynn Shoup-Hill	Kendall Bostic	2-0 (1)
Nov. 14	Eastern Illinois	Genesis Bryant	Gretchen Dolan	Adalia McKenzie	Brynn Shoup-Hill	Kendall Bostic	1-0 (2)
Nov. 18	Le Moyne	Makira Cook	Genesis Bryant	Adalia McKenzie	Brynn Shoup-Hill	Kendall Bostic	3-0 (1)
Nov. 22	Oregon State	Makira Cook	Genesis Bryant	Adalia McKenzie	Brynn Shoup-Hill	Kendall Bostic	4-0 (1)
Nov. 26	vs. Maryland-ES (UMES)	Makira Cook	Genesis Bryant	Adalia McKenzie	Brynn Shoup-Hill	Kendall Bostic	5-0 (1)
Nov. 27	vs. Kentucky	Makira Cook	Genesis Bryant	Adalia McKenzie	Brynn Shoup-Hill	Kendall Bostic	5-1 (1)
Dec. 2	at Canisius	Makira Cook	Genesis Bryant	Adalia McKenzie	Brynn Shoup-Hill	Kendall Bostic	6-1 (1)
Dec. 8	at Ohio State	Makira Cook	Genesis Bryant	Adalia McKenzie	Brynn Shoup-Hill	Kendall Bostic	6-2 (1)
Dec. 12	Bradley	Genesis Bryant	Jasmine Brown-Hagger	Adalia McKenzie	Brynn Shoup-Hill	Kendall Bostic	1-0 (3)
Dec. 15	Southern Indiana	Genesis Bryant	Jasmine Brown-Hagger	Adalia McKenzie	Brynn Shoup-Hill	Kendall Bostic	2-0 (3)
Dec. 20	Southern	Genesis Bryant	Jasmine Brown-Hagger	Adalia McKenzie	Brynn Shoup-Hill	Kendall Bostic	3-0 (3)
Dec. 28	Oregon	Genesis Bryant	Jasmine Brown-Hagger	Adalia McKenzie	Brynn Shoup-Hill	Kendall Bostic	4-0 (3)
Dec. 31	Washington	Genesis Bryant	Jasmine Brown-Hagger	Adalia McKenzie	Brynn Shoup-Hill	Kendall Bostic	4-1 (3)
Jan. 5	at Minnesota	Genesis Bryant	Jasmine Brown-Hagger	Adalia McKenzie	Brynn Shoup-Hill	Kendall Bostic	4-2 (3)
Jan. 9	Iowa	Genesis Bryant	Jasmine Brown-Hagger	Adalia McKenzie	Brynn Shoup-Hill	Kendall Bostic	5-2 (3)
Jan. 16	at Indiana	Genesis Bryant	Jasmine Brown-Hagger	Adalia McKenzie	Brynn Shoup-Hill	Kendall Bostic	6-2 (3)
Jan. 19	Michigan State						
Jan. 23	at Northwestern						
Jan. 27	Purdue						
Jan. 30	at Rutgers						
Feb. 2	at Maryland						
Feb. 6	Northwestern						
Feb. 9	at Wisconsin						
Feb. 13	Penn State						
Feb. 16	Nebraska						
Feb. 20	at UCLA						
Feb. 23	at USC						
Mar. 2	Michigan						



## THE LAST TIME...

Illinois scored 100 points or more .....	Nov. 15, 2023 (Illinois 103, Saint Peter's 33)
<b>Illinois scored 90-99 points</b> .....	<b>Nov. 18, 2024 (Illinois 94, Le Moyne 25)</b>
Illinois scored 50 points or less .....	Jan. 11, 2024 (Nebraska 56, Illinois 48)
Illinois scored 40 points or less .....	Jan. 3, 2018 (Rutgers 76, Illinois 37)
Illinois gave up 100 points or more .....	Feb. 25, 2024 (Iowa 101, Illinois 85)
Illinois gave up 90 points or more .....	Feb. 25, 2024 (Iowa 101, Illinois 85)
<b>Illinois gave up 40 points or less</b> .....	<b>Nov. 18, 2024 (Illinois 94, Le Moyne 25)</b>
<b>Illinois won by 40+ points</b> .....	<b>69, Nov. 14, 2024 (Illinois 94, Le Moyne 25)</b>
Illinois won an overtime game .....	Nov. 9, 2019 vs. Holy Cross (Illinois 78, Holy Cross 75)
Illinois lost an overtime game .....	Feb. 5, 2024 at Purdue (Purdue 77, Illinois 72)
Illinois made 10 or more three-pointers .....	Nov. 15, 2023, 12 (Illinois 103, Saint Peter's 33)
<b>An Illinois opponent made 10 or more 3-pointers</b> .....	<b>Dec. 31, 2024, 11 (Washington 84, Illinois 75)</b>
<b>An Illinois player scored 20+ points</b> .....	<b>Jan. 16, 2025, (Bostic 21) (Illinois 68, Indiana 54)</b>
<b>An Illinois player scored 30+ points</b> .....	<b>Dec. 31, 2024, (Bryant 32) (Washington 84, Illinois 75)</b>
An Illinois player scored 40+ points .....	Jan. 14, 1996, Ashley Berggren, 43 at Minnesota (Illinois 87, Minnesota 76)
An opposing player scored 30+ points .....	Dec. 31, 2023, Mackenzie Holmes, 30, (Indiana 77, Illinois 71)
An opposing player scored 40+ points .....	Dec. 16, 1989, Carol Owens, 41 at Northern Illinois (Northern Illinois 110, Illinois 93)
An Illinois player had a triple-double .....	Dec. 21, 2022, Genesis Bryant vs. Florida Atlantic, 20 p, 10 r, 12 a (Illinois 81, FAU 46)
An opposing player had a triple-double .....	Feb. 25, 2024, Caitlin Clark, Iowa, 24 p, 15 r, 10 a (Iowa 101, Illinois 85)
No Illini scored double figures .....	March 2, 2007, vs. Penn State at Big Ten Tournament (Penn State 61, Illinois 49 - Rebecca Harris had 8)
<b>No opposing player scored double figures</b> .....	<b>Nov. 18, 2024 (Illinois 94, Le Moyne 25)</b>
Two Illini players had a double-double .....	Feb. 5, 2024, at Purdue, Kendall Bostic (24 pts, 15 rbs) & Adalia McKenzie (15 pts, 17 rbs) (Purdue 77, Illinois 72)
Three Illini scored 20+ .....	Nov. 30, 2022, McKenzie (25), Cook (22), Peebles (20) (Illinois 92, Pitt 71)
Six Illini scored double figures .....	Feb. 19, 2024 vs. Indiana (Bostic, Bryant, Cook, Dolan, Hobby, McKenzie)
Seven Illini scored double figures .....	Nov. 17, 2013 vs. Alcorn State (Crawford, Gleason, Grant, Hartwell, Livingston, Moore, Tuck)
<b>An Illini had 15+ rebounds</b> .....	<b>Jan. 5, 2025, Kendall Bostic (15) (Minnesota 68, Illinois 61)</b>
An Illini had 20+ rebounds .....	Dec. 5, 2021, Kendall Bostic (22) (Illinois 71, Eastern Kentucky 57)
An Illini had 25+ rebounds .....	Jan. 23, 1975, Betty Anderson (30) (Illinois 57, Eastern Illinois 51 [OT])
An opposing player had 15+ rebounds .....	Nov. 27, 2024, Clara Strack (15) (Kentucky 76, Illinois 53)
An opposing player had 20+ rebounds .....	Nov. 9, 2019, Lauren Manis (21) (Illinois 78, Holy Cross 75 [OT])
An opposing player had 25+ rebounds .....	Never
An Illini had 10+ assists .....	March 24, 2024, Makira Cook, 10 (Illinois 79, Stony Brook 62)
An Illini had 15+ assists .....	Jan. 15, 2006, Maggie Acuna, 16, at Wisconsin (Illinois 84, Wisconsin 54)
An opposing player had 10+ assists .....	Feb. 25, 2024, Caitlin Clark, 10, Iowa (Iowa 101, Illinois 85)
An opposing player had 15+ assists .....	March 12, 1983, Debbie Hunter, 15, vs. Minnesota (Minnesota 89, Illinois 65)
An Illini player made 5+ three-pointers .....	April 3, 2024, Makira Cook, 5 (Illinois 71, Villanova 57)
An Illini player made 8+ three-pointers .....	Nov. 29, 1997, Katie Coleman, 9, vs. Providence, at Puerto Rico (Illinois 106, Providence 74)
An Illini player made 10+ three-pointers .....	Never
<b>An opposing player made 5+ threes</b> .....	<b>Dec. 31, 2024, Sayvia Sellers, 5 (Washington 84, Illinois 75)</b>
Illinois shot 60 pct. FG or better .....	Nov. 22, 2010, 61.6% (45-73) vs. Cal Poly (Illinois 104, Cal Poly 63)
<b>Illinois shot 30 pct. FG or lower</b> .....	<b>Nov. 27, 2024, 26.7% (16-60), vs. Kentucky (Kentucky 76, Illinois 53)</b>
<b>Illinois shot higher 3FG% than FG%</b> .....	<b>Jan. 16, 2025, at Indiana (3FG-60.0%, FG-47.4%)</b>
An opponent shot 60 pct. FG or better .....	Dec. 31, 2019, 65.0% (39-60), at Iowa (Iowa 108, Illinois 72)
<b>An opponent shot 30 pct. FG or lower</b> .....	<b>Nov. 18, 2024, 23.3% (10-43) (Illinois 94, Le Moyne 25)</b>
<b>An opponent shot 25 pct. FG or lower</b> .....	<b>Nov. 18, 2024, 23.3% (10-43) (Illinois 94, Le Moyne 25)</b>
An opponent shot 20 pct. FG or lower .....	Nov. 16, 2022, 15.9% (10-63), (Illinois 100, McNeese State 38)
<b>Illinois forced 20 or more turnovers</b> .....	<b>Dec. 15, 2024, 20, (Illinois 73, Southern Indiana 50)</b>
Illinois forced 30 or more turnovers .....	Feb. 25, 2015, 34, Michigan State (Michigan State 67, Illinois 65)
Illinois committed 30 or more turnovers .....	Dec. 2, 2006, 34, at Ole Miss (Ole Miss 75, Illinois 50)
Illinois had 20 or more steals .....	Nov. 14, 2014, 21, vs. IPFW (Illinois 70, IPFW 63)
An Illinois opponent had 20 or more steals .....	Dec. 2, 2006, 26, at Ole Miss (Ole Miss 75, Illinois 50)
Illinois blocked 10 or more shots .....	Nov. 19, 2022, 10, Evansville (Illinois 93, Evansville 54)
<b>Illinois won 5+ games in a row</b> .....	<b>March 21, 2024-Nov. 26, 2024, 11-game streak</b>
<b>Illinois won 10+ games in a row</b> .....	<b>March 21, 2024-Nov. 26, 2024, 11-game streak</b>
Illinois lost 5+ games in a row .....	Jan. 16 2022-Feb. 27, 2022, 11-game streak
Illinois lost 10+ games in a row .....	Jan. 16 2022-Feb. 27, 2022, 11-game streak
<b>Illinois won 5+ in a row at home</b> .....	<b>Feb. 19, 2024-Dec. 31, 2024, 13-game streak</b>
<b>Illinois won 10+ in a row at home</b> .....	<b>Feb. 19, 2024-Dec. 31, 2024, 13-game streak</b>
Illinois won 15+ in a row at home .....	Dec. 20, 1997-Jan. 5, 1999, 18-game streak
Illinois lost 5+ in a row at home .....	Jan. 20, 2022-Feb. 27, 2022, 6-game streak
Illinois lost 10+ in a row at home .....	Never
Illinois won 5+ in a row away from home .....	Dec. 9, 2012-Feb. 3, 2013, 6-game streak
Illinois won 10+ in a row away from home .....	Never
<b>Consecutive games Illinois has made a 3-pointer</b> .....	<b>41, (Restarted vs. UTEP, 12/21/23)</b>



## SINGLE-GAME RECORDS

TEAM RECORDS / 2024-25 MARKS		INDIVIDUAL RECORDS / 2024-25 BESTS	
Most Points..... 113 vs. Ball State (12/8/1981)	Most Points..... 94, vs. Le Moyne (11/18/24)	Most Points..... 49, Kendra Gantt vs. Kent State (1/3/1983)	Most Points..... 32, Bryant vs. Washington (12/31/24)
Most FG Made..... 50 vs. Bradley (12/22/1982)	Most FG Made..... 37, vs. Le Moyne (11/18/24)	Most FG Made..... 22, Kendra Gantt vs. Kent State (1/3/1983)	Most FG Made..... 15, Bostic vs. Oregon St. (11/22/24)
Most FG Attempts..... 105 vs. LBSU (1/13/1982)	Most FG Attempts..... 70, at Ohio State (12/8/24)	Most FG Attempts..... 32, 2x MR Kris Dupps vs. Kent State (1/2/1994)	Most FG Attempts..... 20, 2x MR Bryant vs. Washington (12/31/24)
Best FG %..... 63.8% vs. Iowa (3/6/1986)	Best FG %..... 57.8, vs. Le Moyne (11/18/24)	Best FG % (min. 10 attempts)..... 1,000, Cindy Dallas (10-10) vs. Illinois State (12/6/2003)	Best FG % (min. 10 attempts)..... .846, Bostic (11-13) vs. Le Moyne (11/22/24)
Worst FG %..... 17.0% vs. Ball State (3/7/1975)	Worst FG %..... 26.7, vs. Kentucky (11/27/24)	Most FT Made..... 16, Karima Penn at Ohio State (1/6/2013)	Most FT Made..... 16, Bryant vs. Oregon (12/28/24)
Most FT Made..... 35, 3x MR vs. DePaul (12/10/1999)	Most FT Made..... 31, vs. Marquette (11/10/24)	Best FT % (min. 10 attempts)..... 1,000, 6x MR Jenna Smith (13-13) vs. Providence (11/25/2007)	Best FT % (min. 10 attempts)..... .941, Bryant (16-17) vs. Oregon (12/28/24)
Best FT %..... 1,000, 8x MR vs. Iowa (1/9/25)	Best FT %..... 1,000, 2x MR (8-8), vs. Iowa (1/9/25)	Most 3FG Made..... 9, Katie Coleman vs. Providence (11/29/1997)	Most 3FG Made..... 4, 3x MR Bryant vs. Washington (12/31/24)
Most 3FG Made..... 15 vs. Valparaiso (12/31/2014)	Most 3FG Made..... 9, 2x MR vs. Le Moyne (11/18/24)	Most 3FG Attempts..... 15, 3x MR Genesis Bryant vs. Missouri (12/17/2023)	Most 3FG Attempts..... 10, Bryant vs. Washington (12/31/24)
Most 3FG Attempts..... 35 vs. Penn State (1/9/2014)	Most 3FG Attempts..... 29, vs. Le Moyne (11/18/24)	Best 3FG % (min. 6 Attempts)..... 87.5%, Tiffanie Guthrie (7-8) at Arizona (12/8/2002)	Best 3FG % (min. 6 Attempts)..... 50%, 2x MR Bryant (3-6) at Minnesota (1/5/25)
Best 3FG %..... 71.4%, 2x MR vs. Minnesota (1/15/2004)	Best 3FG %..... 60.0, at Indiana (1/16/25)	Most Rebounds..... 30, Betty Anderson vs. Eastern Illinois (1/23/1975)	Most Rebounds..... 16, Bostic vs. Southern Indiana (12/15/24)
Most Rebounds..... 90 vs. Mo. - St. Louis (12/1/1977)	Most Rebounds..... 45, vs. Oregon (12/28/24)	Most Offensive Rebounds..... 12, 3x MR Adalia McKenzie at Purdue (2/5/2024)	Most Offensive Rebounds..... 6, Shoup-Hill at Ohio State (12/8/24)
Most Assists..... 35 vs. Eastern Michigan (1/22/1982)	Most Assists..... 26, vs. Le Moyne (11/18/24)	Most Assists..... 16, Maggie Acuna at Wisconsin (1/15/2006)	Most Assists..... 8, Cook, vs. Oregon State (11/22/24)
Most Blocks..... 13, 2x MR vs. Penn State (1/23/2018)	Most Blocks..... 4, 4x MR at Minnesota (1/5/25)	Most Blocks..... 11, Alex Wittinger at Penn State (1/23/2018)	Most Blocks..... 3, Shoup-Hill vs. Southern Indiana (12/15/24)
Most Steals..... 25 vs. Arkansas-Pine Bluff (11/20/2004)	Most Steals..... 11, vs. Le Moyne (11/18/24)	Most Steals..... 10, Shavonna Hunter vs. Kansas (12/18/1999)	Most Steals..... 4, Bryant vs. Iowa (1/9/25)
Most Fouls..... 34 vs. Mo. - St. Louis (12/1/1977)	Most Fouls..... 25, at Ohio State (12/8/24)		
Most Fouled Out..... 6 vs. Minnesota (12/8/1974)	Most Fouled Out..... 2, 3x MR vs. Washington (12/31/24)		
Most Turnovers..... 48 vs. Indiana State (12/4/1975)	Most Turnovers..... 22, vs. Oregon (12/28/24)		
Highest Winning Score..... 113 vs. Ball State (12/8/1981)	Highest Winning Score..... 94, vs. Le Moyne (11/18/24)		
Highest Losing Score..... 107 vs. Sacramento State (11/24/2018)	Highest Losing Score..... 75, vs. Washington (12/31/24)		
Lowest Winning Score..... 43 vs. Danville JC (2/17/1975)	Lowest Winning Score..... 62, vs. Iowa (1/9/25)		
Largest Margin of Victory..... 84 - H - Alcorn State (11/17/2013) 74 - A - SIUE (3/1/1979) 70 - H - Saint Peter's (11/15/2023) 69 - H - vs. Le Moyne (11/18/24) 62 - H - McNeese (11/16/2022) 58 - A - Puerto Rico - Mayaguez (11/28/1997) 55 - H - Tennessee State (11/24/15) 52 - H - Ball State (12/8/1981)	Lowest Losing Score..... 53, vs. Kentucky (11/27/24) Largest Margin of Victory..... 69 - H - vs. Le Moyne (11/18/24) 20 - N - vs. UMES (11/26/24) 14 - A - at Indiana (1/16/25) Fewest Points Allowed..... 25, vs. Le Moyne (11/18/24) Largest Margin of Defeat..... 23, vs. Kentucky (11/27/24)		
Fewest Points Allowed..... 24 vs. SIUE (3/1/1979)			
Lowest Losing Score..... 16 vs. Indiana (12/6/1974)			
Largest Margin of Defeat..... 63 vs. Purdue (3/1/1991)			





2024-25 Illinois Women's Basketball

Combined Team Statistics

All games

Game Records

Record	Overall	Home	Away	Neutral
ALL GAMES	13-4	10-1	2-2	1-1
CONFERENCE	3-3	2-1	1-2	0-0
NON-CONFERENCE	10-1	8-0	1-0	1-1

Score by Periods

Team	1st	2nd	3rd	4th	OT	TOT
Illinois	329	264	330	300	0	1223
Opponents	221	229	270	285	0	1005

Team Box Score

No.	Player				Total		3-Point		F-Throw		Rebounds													
		GP-GS	MIN	AVG	FG-FGA	FG%	3FG-3FGA	3FG%	FT-FTA	FT%	OFF	DEF	TOT	AVG	PF	DQ	A	TO	BLK	STL	PTS	AVG		
44	BOSTIC, Kendall	17-17	592:17	34.8	119-220	.541	5-20	.250	29-36	.806	37	151	188	11.1	30	0	26	27	15	8	272	16.0		
1	BRYANT, Genesis	17-17	547:09	32.2	67-182	.368	31-86	.360	78-90	.867	4	56	60	3.5	37	0	53	49	1	20	243	14.3		
24	MCKENZIE, Adalia	17-17	542:14	31.9	80-174	.460	4-16	.250	60-75	.800	39	43	82	4.8	36	2	45	38	2	19	224	13.2		
3	COOK, Makira	8-8	228:48	28.6	31-89	.348	8-29	.276	25-31	.806	3	12	15	1.9	17	1	29	14	1	8	95	11.9		
4	DOLAN, Gretchen	8-1	194:34	24.3	31-71	.437	11-31	.355	11-16	.688	1	20	21	2.6	17	1	16	10	2	7	84	10.5		
8	BROWN-HAGGER, Jasmine	14-8	381:11	27.2	51-112	.455	9-30	.300	24-32	.750	13	17	30	2.1	38	1	31	27	0	15	135	9.6		
20	WALLACE, Berry	10-0	186:51	18.7	21-41	.512	10-20	.500	10-11	.909	14	15	29	2.9	15	0	5	12	2	5	62	6.2		
23	SHOUP-HILL, Brynn	17-17	477:17	28.1	25-82	.305	5-29	.172	21-24	.875	36	73	109	6.4	42	3	18	14	17	6	76	4.5		
25	SMITH, Hayven	9-0	54:60	6.1	3-5	.600	0-0	.000	4-9	.444	5	12	17	1.9	10	1	2	3	0	0	10	1.1		
2	ALLEN, Cori	17-0	160:50	9.5	6-20	.300	0-7	.000	6-14	.429	8	21	29	1.7	11	0	9	9	1	7	18	1.1		
6	NOYA CATOIRA, Irene	2-0	02:23	1.2	1-2	.500	0-1	.000	0-0	.000	1	0	1	0.5	1	0	0	0	0	0	2	1.0		
12	ZENERE, Mia	5-0	31:26	6.3	1-4	.250	0-3	.000	0-0	.000	0	0	0	0.0	0	0	0	1	0	1	2	0.4		
Team											26	33	59					6						
Total		17	3400		436-1002	.435	83-272	.305	268-338	.793	187	453	640	37.6	254	9	234	210	41	96	1223	71.9		
Opponents		17	3400		386-971	.398	90-317	.284	143-217	.659	141	393	534	31.4	330	10	190	260	44	86	1005	59.1		

Team Statistics

	ILLINI	OPP
Scoring	1223	1005
Points per game	71.9	59.1
Scoring margin	+12.8	-
Field goals-att	436-1002	386-971
Field goal pct	.435	.398
3 point fg-att	83-272	90-317
3-point FG pct	.305	.284
3-pt FG made per game	4.9	5.3
Free throws-att	268-338	143-217
Free throw pct	.793	.659
F-Throws made per game	15.8	8.4
Rebounds	640	534
Rebounds per game	37.6	31.4
Rebounding margin	+6.2	-
Assists	234	190
Assists per game	13.8	11.2
Turnovers	210	260
Turnovers per game	12.4	15.3
Turnover margin	+2.9	-
Assist/turnover ratio	1.1	0.7
Steals	96	86
Steals per game	5.6	5.1
Blocks	41	44
Blocks per game	2.4	2.6
Winning streak	2	-
Home win streak	1	-
Attendance	53116	22597
Home games-Avg/Game	11-4829	4-5649
Neutral site-Avg/Game	-	2-355

Team Results

Date	Opponent		Score	Att.
11/07/2024	Florida St.	W	83-74	3741
11/10/2024	Marquette	W	65-53	3748
11/14/2024	Eastern Ill.	W	84-37	3645
11/18/2024	Le Moyne	W	94-25	13486
11/22/2024	Oregon St.	W	85-66	3891
11/26/2024	vs UMES	W	75-55	341
11/27/2024	vs Kentucky	L	53-76	368
12/02/2024	at Canisius	W	68-55	607
12/08/2024	at Ohio St.	L	74-83	6668
12/12/2024	Bradley	W	70-52	3684
12/15/2024	Southern Ind.	W	73-50	4108
12/20/2024	Southern U.	W	69-57	3396
12/28/2024	Oregon	W	64-59	4914
12/31/2024	Washington	L	75-84	4272
01/05/2025	at Minnesota	L	61-68	4788
01/09/2025	Iowa	W	62-57	4231
01/16/2025	at Indiana	W	68-54	10534





2024-25 Illinois Women's Basketball

Combined Team Statistics

In Conference games

Game Records

Record	Overall	Home	Away	Neutral
ALL GAMES	3-3	2-1	1-2	0-0
CONFERENCE	3-3	2-1	1-2	0-0
NON-CONFERENCE	0-0	0-0	0-0	0-0

Score by Periods

Team	1st	2nd	3rd	4th	OT	TOT
Illinois	117	63	103	121	0	404
Opponents	95	90	103	117	0	405

Team Box Score

No.	Player				Total		3-Point		F-Throw		Rebounds													
		GP-GS	MIN	AVG	FG-FGA	FG%	3FG-3FGA	3FG%	FT-FTA	FT%	OFF	DEF	TOT	AVG	PF	DQ	A	TO	BLK	STL	PTS	AVG		
1	BRYANT, Genesis	6-6	228:30	38.1	34-83	.410	14-35	.400	39-43	.907	1	28	29	4.8	21	0	18	26	0	7	121	20.2		
44	BOSTIC, Kendall	6-6	237:29	39.6	37-80	.463	3-10	.300	14-17	.824	13	53	66	11.0	8	0	12	11	7	3	91	15.2		
4	DOLAN, Gretchen	1-0	24:10	24.2	5-9	.556	3-4	.750	0-0	.000	0	5	5	5.0	4	0	0	3	0	1	13	13.0		
24	MCKENZIE, Adalia	6-6	191:57	32.0	25-67	.373	2-6	.333	17-23	.739	11	14	25	4.2	21	2	14	13	1	6	69	11.5		
8	BROWN-HAGGER, Jasmine	6-5	188:02	31.3	22-52	.423	2-11	.182	7-11	.636	8	7	15	2.5	19	1	16	16	0	4	53	8.8		
3	COOK, Makira	1-1	26:33	26.6	2-11	.182	0-2	.000	2-2	1.000	0	2	2	2.0	5	1	3	1	0	0	6	6.0		
20	WALLACE, Berry	6-0	116:45	19.5	14-26	.538	7-10	.700	1-2	.500	6	14	20	3.3	14	0	3	8	0	2	36	6.0		
23	SHOUP-HILL, Brynn	6-6	146:30	24.4	5-21	.238	1-7	.143	2-2	1.000	12	16	28	4.7	20	2	8	4	4	0	13	2.2		
2	ALLEN, Cori	6-0	39:17	6.5	1-3	.333	0-1	.000	0-0	.000	1	2	3	0.5	3	0	2	2	1	1	2	0.3		
25	SMITH, Hayven	1-0	00:47	0.8	0-0	.000	0-0	.000	0-0	.000	0	0	0	0.0	0	0	0	0	0	0	0	0.0		
Team											9	13	22				2							
Total		6	1200		145-352	.412	32-86	.372	82-100	.820	61	154	215	35.8	115	6	76	86	13	24	404	67.3		
Opponents		6	1200		148-345	.429	35-96	.365	74-106	.698	53	149	202	33.7	107	4	75	84	17	30	405	67.5		

Team Statistics

	ILLINI	OPP
Scoring	404	405
Points per game	67.3	67.5
Scoring margin	-0.2	-
Field goals-att	145-352	148-345
Field goal pct	.412	.429
3 point fg-att	32-86	35-96
3-point FG pct	.372	.365
3-pt FG made per game	5.3	5.8
Free throws-att	82-100	74-106
Free throw pct	.820	.698
F-Throws made per game	13.7	12.3
Rebounds	215	202
Rebounds per game	35.8	33.7
Rebounding margin	+2.2	-
Assists	76	75
Assists per game	12.7	12.5
Turnovers	86	84
Turnovers per game	14.3	14.0
Turnover margin	-0.3	-
Assist/turnover ratio	0.9	0.9
Steals	24	30
Steals per game	4.0	5.0
Blocks	13	17
Blocks per game	2.2	2.8
Winning streak	2	-
Home win streak	1	-
Attendance	13417	21990
Home games-Avg/Game	3-4472	3-7330
Neutral site-Avg/Game	-	0-0

Team Results

Date	Opponent		Score	Att.
12/08/2024	at Ohio St.	L	74-83	6668
12/28/2024	Oregon	W	64-59	4914
12/31/2024	Washington	L	75-84	4272
01/05/2025	at Minnesota	L	61-68	4788
01/09/2025	Iowa	W	62-57	4231
01/16/2025	at Indiana	W	68-54	10534



Statistic	National Rank	Conference Rank	Value	National Leader	Value	Conference Leader	Value
Assist/Turnover Ratio (353 ranked)	47	9	1.11	UConn	1.96	Minnesota	1.77
Assists Per Game (353 ranked)	153	16	13.8	Kansas St.	22.8	UCLA	21.3
Bench Points Per Game (353 ranked)	303	18	13.8	South Carolina	42.2	Michigan St.	28.8
Blocks Per Game (352 ranked)	268	16	2.4	Kentucky	7.4	Southern California	7.3
Field Goal Percentage (353 ranked)	87	14	43.5	UConn	50.8	UCLA	49.7
Field Goal Percentage Defense (353 ranked)	164	14	39.8	Kansas St.	32.2	UCLA	33.3
Fouls Per Game (353 ranked)	61	5	14.9	Dartmouth	12.1	Wisconsin	14.0
Free Throw Attempts Per Game (353 ranked)	43	5	19.88	Michigan St.	24.94	Michigan St.	24.94
Free Throw Percentage (353 ranked)	6	1	79.3	Kent St.	83.5	Illinois	79.3
Free Throws Made Per Game (353 ranked)	18	4	15.76	Texas	18.47	Maryland	17.94
Rebound Margin (353 ranked)	51	8	6.2	UCLA	17.9	UCLA	17.9
Rebounds (Defensive) Per Game (353 ranked)	96	10	26.6	Troy	33.9	UCLA	30.6
Rebounds (Offensive) Per Game (353 ranked)	217	14	11.0	Grambling	20.3	Maryland	15.3
Rebounds Per Game (349 ranked)	145	13	37.65	Troy	50.33	UCLA	45.71
Scoring Defense (353 ranked)	73	5	59.1	Kansas St.	51.1	Minnesota	53.4
Scoring Margin (349 ranked)	58	9	12.8	Kansas St.	32.2	Southern California	30.2
Scoring Offense (353 ranked)	82	12	71.9	Tennessee	95.8	Ohio St.	84.8
Steals Per Game (353 ranked)	331	18	5.6	Longwood	15.3	Ohio St.	13.6
Three Point Attempts Per Game (353 ranked)	303	17	16.0	Tennessee	35.4	Nebraska	22.9
Three Point Percentage (353 ranked)	204	15	30.5	Notre Dame	42.9	Washington	36.0
Three Point Percentage Defense (353 ranked)	89	8	28.4	Bradley	22.0	Michigan	25.6
Three Pointers Per Game (353 ranked)	285	17	4.9	Tennessee	12.0	Nebraska	8.1
Turnover Margin (353 ranked)	91	7	2.94	Ohio St.	11.65	Ohio St.	11.65
Turnovers Forced Per Game (353 ranked)	262	12	15.29	Longwood	26.42	Ohio St.	24.65
Turnovers Per Game (353 ranked)	14	2	12.4	Minnesota	9.7	Minnesota	9.7
Winning Percentage (352 ranked)	51	8	76.5	LSU Ohio St. UCLA	100.0 100.0 100.0	Ohio St. UCLA	100.0 100.0



Statistic	Player	National Rank	Conference Rank	Value	National Leader	Value	Conference Leader	Value
Assist/Turnover Ratio (250 ranked)					Kaylah Ivey, Boston College	3.66	Kiki Rice, UCLA	2.76
Assists (146 ranked)					Serena Sundell, Kansas St.	145	Caroline Lau, Northwestern	97
Assists Per Game (247 ranked)					Serena Sundell, Kansas St.	7.6	Caroline Lau, Northwestern	6.1
Blocks (136 ranked)					Sedona Prince, TCU	66	Serah Williams, Wisconsin	47
Blocks Per Game (248 ranked)	Brynn Shoup-Hill	193	14	1.00	Sedona Prince, TCU	3.47	Serah Williams, Wisconsin	2.61
Double Doubles (42 ranked)	Kendall Bostic	7	2	10	Aneesah Morrow, LSU	17	Serah Williams, Wisconsin	11
Field Goal Attempts (147 ranked)	Kendall Bostic	126	8	220	Grace Larkins, South Dakota	357	Kiyomi McMiller, Rutgers	307
Field Goal Percentage (250 ranked)	Kendall Bostic	46	5	54.1	Jordana Reisma, Cleveland St.	68.7	Addison O'Grady, Iowa	67.8
Field Goals (147 ranked)	Kendall Bostic	43	6	119	Audi Crooks, Iowa St.	177	JuJu Watkins, Southern California	141
Free Throw Attempts (146 ranked)	Genesis Bryant Adalia McKenzie	61 136	7 12	90 75	S'Mya Nichols, Kansas	176	JuJu Watkins, Southern California	138
Free Throw Percentage (250 ranked)	Genesis Bryant Adalia McKenzie	42 137	4 9	86.7 80.0	VianÃ Cumber, New Mexico	98.0	Shay Ciezki, Indiana	95.6
Free Throws (149 ranked)	Genesis Bryant Adalia McKenzie	28 103	4 9	78 60	S'Mya Nichols, Kansas	146	JuJu Watkins, Southern California	115
Minutes Per Game (150 ranked)	Kendall Bostic	56	2	34.84	Mackenzie Amalia, Eastern Mich.	38.18	Casey Harter, Northwestern	34.94
Points (198 ranked)	Kendall Bostic	129	11	272	Izzy Higginbottom, Arkansas	466	JuJu Watkins, Southern California	433
Points Per Game (250 ranked)	Kendall Bostic Genesis Bryant	127 224	12 21	16.0 14.3	Ta'Niya Latson, Florida St.	26.4	JuJu Watkins, Southern California	25.5
Rebounds (147 ranked)	Kendall Bostic	8	2	188	Aneesah Morrow, LSU	274	Serah Williams, Wisconsin	208
Rebounds (Defensive) Per Game (30 ranked)	Kendall Bostic	4	1	8.9	Laura Ziegler, Saint Joseph's	9.6	Kendall Bostic, Illinois	8.9
Rebounds (Offensive) Per Game (30 ranked)					Gift Uchenna, Southern Ill.	5.6	Lauren Betts, UCLA	4.5
Rebounds Per Game (250 ranked)	Kendall Bostic	8	2	11.1	Aneesah Morrow, LSU	14.4	Serah Williams, Wisconsin	11.6
Steals (150 ranked)					Kiki McIntyre, Longwood	75	Destiny Adams, Rutgers	45
Steals Per Game (250 ranked)					Megan McConnell, Duquesne	4.24	JuJu Watkins, Southern California	2.53
Three Point Attempts (145 ranked)					Madison Conner, TCU	169	Moriah Murray, Penn St.	127
Three Point Percentage (179 ranked)					Kayba Laube, UNI	51.9	Taylor McCabe, Iowa	44.7
Three Pointers (148 ranked)					Madison Conner, TCU	77	Chance Gray, Ohio St.	48
Three Pointers Per Game (248 ranked)	Genesis Bryant	225	14	1.82	Alyssa Durazo-Frescas, Grand Canyon	4.06	Chance Gray, Ohio St.	2.82
Triple Doubles (5 ranked)					Olivia Miles, Notre Dame	3		



## NCAA CAREER STAT RANKINGS

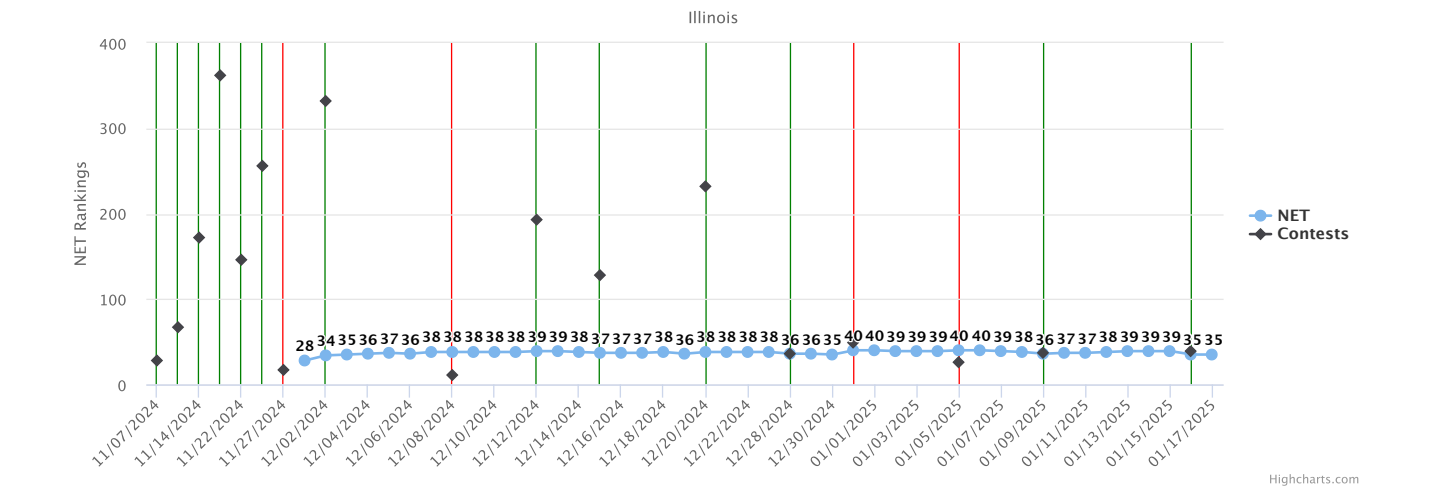
<u>Points</u>			
Overall Rank	Division Rank	Player	Value
52	29	<a href="#">Makira Cook</a>	1,723
289	151	<a href="#">Adalia McKenzie</a>	1,287
295	154	<a href="#">Kendall Bostic</a>	1,283
307	159	<a href="#">Genesis Bryant</a>	1,274
<u>Free Throw Percentage</u>			
Overall Rank	Division Rank	Player	Value
17	10	<a href="#">Genesis Bryant</a>	86.2
-	47	<a href="#">Makira Cook</a>	81.4
<u>Rebounds</u>			
Overall Rank	Division Rank	Player	Value
2	2	<a href="#">Kendall Bostic</a>	1,246
<u>Rebound Average</u>			
Overall Rank	Division Rank	Player	Value
-	6	<a href="#">Kendall Bostic</a>	9.44
<u>Games Played</u>			
Overall Rank	Division Rank	Player	Value
95	86	<a href="#">Kendall Bostic</a>	132
<u>Field Goals Made</u>			
Overall Rank	Division Rank	Player	Value
50	26	<a href="#">Makira Cook</a>	639
<u>Field Goal Attempts</u>			
Overall Rank	Division Rank	Player	Value
25	16	<a href="#">Makira Cook</a>	1,592
<u>Double Doubles</u>			
Overall Rank	Division Rank	Player	Value
15	6	<a href="#">Kendall Bostic</a>	44

© 2025 NCAA [Terms and Conditions](#) | [Privacy Policy](#) | [Contact Us](#)

































RPI TEAM SHEET

2024-25 D-I Women's Basketball NET Ranking thru games 01/17/2025



Summary Report PDF

Team	Conference	01/17/2025 Result	NET Rank	Prev NET	Avg NET Win	Avg NET Loss	NET SOS	Avg Opp NET Rank	Avg Opp NET	Div I WL	Net NonConf SOS	Non-Conf Record	Conf Record	Road WL	Last 10 Games	Q1	Q2	Q3	Q4	vs TOP 100
 <a href="#">Illinois</a>	Big Ten		35	35	156	26	34	41	125	13-4 (49)	167	10-1 (22)	3-3 (163)	2-2 (90)	7-3 (61)	1-3 (30)	3-1 (47)	1-0 (1)	8-0 (1)	5-4 (37)
Q1 (1-3) (H: 1-25) (N: 1-35) (A: 1-45) (1-3)																				
NET Rank	Date	Opponent	In Conf	Result																
<a href="#">4</a>	02/20/2025 TBA	@  <a href="#">UCLA</a>	Y																	
<a href="#">6</a>	02/23/2025 TBA	@  <a href="#">Southern California</a>	Y																	
<a href="#">11</a>	12/08/2024	@  <a href="#">Ohio St.</a>	Y	<a href="#">L 74-83</a>																
<a href="#">17</a>	11/27/2024	 <a href="#">Kentucky</a> @Nashville, TN (24-25 WBB Music City Classic)		<a href="#">L 53-76</a>																
<a href="#">18</a>	02/02/2025 TBA	@  <a href="#">Maryland</a>	Y																	
<a href="#">20</a>	01/19/2025 03:00 PM	 <a href="#">Michigan St.</a>	Y																	
<a href="#">24</a>	03/02/2025 TBA	 <a href="#">Michigan</a>	Y																	
<a href="#">26</a>	01/05/2025	@  <a href="#">Minnesota</a>	Y	<a href="#">L 61-68</a>																
<a href="#">39</a>	01/16/2025	@  <a href="#">Indiana</a>	Y	<a href="#">W 68-54</a>																
9 contests. (1-3)																				
Q2 (3-1) (H: 26-55) (N: 36-65) (A: 46-80) (3-1)																				
NET Rank	Date	Opponent	In Conf	Result																
<a href="#">28</a>	11/07/2024	 <a href="#">Florida St.</a>		<a href="#">W 83-74</a>																
<a href="#">31</a>	02/16/2025 TBA	 <a href="#">Nebraska</a>	Y																	
<a href="#">36</a>	12/28/2024	 <a href="#">Oregon</a>	Y	<a href="#">W 64-59</a>																
<a href="#">37</a>	01/09/2025	 <a href="#">Iowa</a>	Y	<a href="#">W 62-57</a>																
<a href="#">49</a>	12/31/2024	 <a href="#">Washington</a>	Y	<a href="#">L 75-84</a>																
5 contests. (3-1)																				
Q3 (1-0) (H: 56-90) (N: 66-105) (A: 81-130) (1-0)																				
NET Rank	Date	Opponent	In Conf	Result																
<a href="#">67</a>	11/10/2024	 <a href="#">Marquette</a>		<a href="#">W 65-53</a>																
<a href="#">78</a>	02/13/2025 TBA	 <a href="#">Penn St.</a>	Y																	
<a href="#">95</a>	02/09/2025 TBA	@  <a href="#">Wisconsin</a>	Y																	
<a href="#">122</a>	01/30/2025 07:00 PM	@  <a href="#">Rutgers</a>	Y																	
4 contests. (1-0)																				
Q4 (8-0) (H: 91-362) (N: 106-362) (A: 131-362) (8-0)																				
NET Rank	Date	Opponent	In Conf	Result																
<a href="#">128</a>	12/15/2024	 <a href="#">Southern Ind.</a>		<a href="#">W 73-50</a>																
<a href="#">134</a>	01/27/2025 TBA	 <a href="#">Purdue</a>	Y																	
<a href="#">140</a>	02/06/2025 TBA	 <a href="#">Northwestern</a>	Y																	
<a href="#">140</a>	01/23/2025 08:00 PM	@  <a href="#">Northwestern</a>	Y																	
<a href="#">146</a>	11/22/2024	 <a href="#">Oregon St.</a>		<a href="#">W 85-66</a>																
<a href="#">172</a>	11/14/2024	 <a href="#">Eastern Ill.</a>		<a href="#">W 84-37</a>																
<a href="#">193</a>	12/12/2024	 <a href="#">Bradley</a>		<a href="#">W 70-52</a>																
<a href="#">232</a>	12/20/2024	 <a href="#">Southern U.</a>		<a href="#">W 69-57</a>																
<a href="#">256</a>	11/26/2024	 <a href="#">UMES</a> @Nashville, TN (24-25 WBB Music City Classic)		<a href="#">W 75-55</a>																
<a href="#">332</a>	12/02/2024	@  <a href="#">Canisius</a>		<a href="#">W 68-55</a>																
<a href="#">362</a>	11/18/2024	 <a href="#">Le Moyne</a>		<a href="#">W 94-25</a>																



**GAME 18: ILLINOIS VS. #22/22 MICHIGAN STATE**



**Game 9: #12/7 Ohio State 83, #21/21 Illinois 74**

Dec. 8, 2024 | Columbus, Ohio (Value City Arena)

Juniors - 74		Record: 7-2 (6-1)																
NO.	Name	Min	FG		3P	FT		Rebounds		Fouls		TP	AS	TO	ST	Blocks		+/-
			M-A	M-A	M-A	M-A	OR	DR	TOT	FF	FD					TS	BS	
23	Brynn Shoup-Hill	F 30:23	1-7	0-2	0-0	6	5	11	5	1	2	1	2	0	1	2	-18	
44	Kendal Bostic	F 38:48	7-15	0-0	3-4	5	8	13	1	4	17	1	2	0	1	2	-8	
1	Genesis Bryant	G 35:59	8-14	4-8	2-3	0	4	4	5	22	2	6	1	0	0	0	-8	
3	Makira Cook	E 26:33	2-11	0-2	2-2	1	2	2	5	4	6	3	1	0	0	0	-3	
24	Adalia McKenzie	G 19:05	2-6	0-0	1-2	1	1	2	3	2	5	3	2	1	0	1	-16	
8	Jasmine Brown-Hagger	E 26:42	6-13	0-0	2-3	2	5	7	2	3	14	2	4	0	0	3	12	
20	Berry Wallace	E 19:57	3-4	1-1	1-2	1	2	3	3	2	8	0	1	0	1	1	-6	
2	Cori Allen	E 02:33	0-0	0-0	0-0	0	0	0	0	2	0	0	0	0	0	0	0	
Team						3		1		4		0		1				
Totals			29-70	5-13	11-16	19	25	44	25	21	74	12	19	2	2	9	-9	
Technical Fouls: NONE																		

Shooting By Period		
1 <sup>st</sup> FG%	7-20	35.0%
3PT%	1-3	33.3%
FT%	1-1	100%
2 <sup>nd</sup> FG%	4-15	26.7%
3PT%	0-2	0.0%
FT%	2-3	66.7%
3 <sup>rd</sup> FG%	8-18	44.4%
3PT%	0-2	0.0%
FT%	1-2	50%
4 <sup>th</sup> FG%	10-17	58.8%
3PT%	4-6	66.7%
FT%	7-10	70%
GM FG%	29-70	41.4%
3PT%	5-13	38.5%
FT%	11-16	68.8%

Ohio St. - 83		Record: 8-0 (1-0)																
NO.	Name	Min	FG M-A	3P M-A	FT M-A	Rebounds OR DR TOT	Fouls PF FO	TS	AP	AS	TO	ST	Blocks BS BA	+/-	Shooting By Period			
1	Ajae Petty	F 21:13	4-7	0-0	1-2	2	4	4	2	9	5	3	1	2	0	4	1st FG% 7-20 35.0%	
32	Cotie McMahon	F 32:56	7-12	2-5	9-12	1	4	5	3	8	25	3	2	0	1	0	3PT% 2-8 25.0%	
2	Taylor Thierry	G 35:01	5-7	2-3	2-2	1	3	4	2	3	14	0	1	1	1	0	FT% 2-2 100%	
21	Chance Gray	G 37:53	5-13	1-6	2-2	0	3	3	2	4	13	2	2	1	0	1	2nd FG% 8-14 57.1%	
22	Jaloni Cambridge	G 21:35	4-9	0-2	0-0	0	2	2	5	3	8	4	1	1	0	0	3PT% 2-5 40.0%	
3	Kennedy Cambridge	09:33	1-3	0-2	0-0	2	2	1	0	2	0	1	1	1	0	-4	FT% 4-6 66.7%	
12	Elsa Lemmilla	18:47	2-6	0-1	0-2	1	7	8	2	2	4	1	1	0	4	0	3rd FG% 7-14 50.0%	
0	Madison Greene	18:25	1-1	1-1	5-6	0	1	1	2	3	8	1	2	3	0	0	3PT% 1-6 16.7%	
5	Ava Watson	02:25	0-2	0-1	0-0	0	0	0	0	0	0	1	1	0	1	0	FT% 6-7 85.7%	
5	Eboni Walker	02:12	0-0	0-0	0-0	0	0	0	0	0	0	0	0	0	0	-1	4th FG% 7-12 58.3%	
Team						1	2	3			0	0					3PT% 1-2 50.0%	
Totals			29-60	6-21	19-26	8	24	32	21	25	83	16	14	9	9	2	9	FT% 7-11 63.6%
															GM FG% 29-60 48.3%			
															3PT% 6-21 28.6%			
															FT% 19-26 73.1%			
															Technical Fouls: NONE			

	ILL	OSU									
Biggest lead	3 (2 <sup>nd</sup> 7:17)	21 (3 <sup>rd</sup> 2:12)	Points from	ILL	OSU	Period by Period Scoring					
			Turnovers	18	30						
Best Scoring Run	6 (1 <sup>st</sup> 1:06)	11 (2 <sup>nd</sup> 3:36)	Paint	34	46	ILL	16	10	17	31	74
Lead Changes		4	Second Chance	7	8						
Times Tied		4	Fast Breaks	10	4	OSU	18	22	21	22	83
Time with Lead	02:44	36:07	Bench	22	14						

## NOTES

- Three Illini scored in double-digits (Bryant, Bostic, Brown-Hagger)
- Bostic recorded 5th double-double of season, 39th of career - now 4th most all-time
- Wallace returned from injury in her homecoming game
- Illini faced a ranked opponent in their BIG opener for third straight season
- 31 points in the fourth quarter was highest-scoring quarter of the season for Illini

**Game 11: RV/25 Illinois 73, Southern Indiana 50**

Dec. 15, 2024 | Champaign, Ill. (State Farm Center)

Southern Ind. - 50															Record: 8-3		
NO. NAME	Min	FG	M-A	3P	FT	Rebounds	Fouls	TP	AS	TO	ST	Blocks	+/	Shooting By Period			
		M-A	M-A	1-2	1-3	OR	DR	PF	FD			BS	BA				
22 Meredith Raley	F 28:30	6-12	0-2	1-2	1	3	4	4	1	13	1	2	0	-5	1 <sup>st</sup> FG% 5-14 35.7%		
25 Madison Webb	F 24:19	1-8	0-2	0	0	1	1	3	0	2	2	4	1	0	3PT% 2-4 50.0%		
4 Triniti Ralston	G 32:28	2-4	1-1	3-4	0	1	1	1	4	8	2	4	0	-12	FT% 1-2 50.0%		
11 Ali Saunders	G 34:54	2-9	2-2	0	0	3	3	5	0	6	4	1	0	-12	2 <sup>nd</sup> FG% 2-14 14.3%		
20 Vanessa Shafford	G 33:29	4-8	3-4	0-0	3	5	8	1	1	11	4	1	3	0	3PT% 0-3 0.0%		
24 Amiyah Buchanan	17:06	1-3	0-0	0	2	2	2	1	4	2	0	3	1	-2	FT% 0-0 0%		
40 Sophia Loden	09:23	2-3	0-1	1-2	2	0	2	2	5	1	1	0	0	-3	3 <sup>rd</sup> FG% 5-12 41.7%		
5 Chloe Gannon	09:11	0-4	0-0	0-0	0	0	0	3	0	0	1	1	0	-15	3PT% 2-2 100.0%		
3 Lexie Green	07:47	1-1	1-1	0-0	0	0	0	0	3	0	1	0	0	-10	FT% 3-4 75.0%		
23 Lexi Sepulveda	01:04	0-0	0-0	0-0	0	0	0	0	0	1	0	0	0	-2	4 <sup>th</sup> FG% 7-12 58.3%		
10 Kylee Dennis	00:54	0-0	0-0	0-0	0	0	0	0	0	0	0	0	0	0	3PT% 3-4 75.0%		
44 Lauren Carie	00:54	0-0	0-0	0-0	0	0	0	0	0	0	0	0	0	0	FT% 1-4 25.0%		
Team						2	3	5		0	1				GM FG% 19-52 36.5%		
Totals		19-52	7-13	5-10		8	18	26	20	12	50	14	20	8	1	4	3PT% 7-13 53.8%
																FT% 5-10 50.0%	
Technical Fouls: NONE																Dead Ball Rebounds: 50.0%	

Illinois - 73			Record: 9-2																			
NO.	Name	Min	FG		3P		FT		Rebounds		Fouls		TP	AS	TO	ST	Blocks		+/-	Shooting By Period		
			M-A	M-A	M-A	M-A	OR	DR	OT	PF	FD	BS					BA					
23	Brynn Shoup-Hill	F	34:02	1-9	1-3	0-0	4	5	9	1	0	3	2	0	1	3	0	16	1st	FG%	4-11	36.4%
44	Kendall Bystic	F	37:19	8-13	0-0	1-1	4	12	16	4	2	17	1	4	0	0	21	3PT%	1-5	20.0%		
1	Genesis Bryant	G	37:26	3-11	2-8	4-4	1	3	4	1	6	12	7	4	1	0	0	23	FT%	0-0	0%	
8	Jasmine Brown-Hagger	G	19:50	1-5	0-2	2-2	0	0	0	3	3	4	2	3	3	0	-1	2nd	FG%	6-17	35.3%	
24	Adalia McKenzie	G	15:51	1-1	1-1	3-4	3	2	5	1	3	16	4	3	1	0	1	22	3PT%	3-7	42.9%	
20	Berry Wallace		23:20	5-10	3-7	5-5	4	0	4	1	5	18	1	2	2	1	0	26	FT%	4-4	100%	
2	Cori Allen		07:53	1-1	0-0	0-0	1	2	3	0	0	0	2	0	1	0	0	3	3rd	FG%	8-16	50.0%
25	Hayven Smith		02:41	0-0	0-0	1-2	0	1	1	0	1	1	0	0	0	0	0	2	3PT%	3-6	50.0%	
6	Irene Noya Catoira		01:20	0-0	0-0	0-0	0	0	0	0	1	0	0	0	0	0	0	3	FT%	5-7	71.4%	
12	Mia Zenere		00:54	0-0	0-0	0-0	0	0	0	0	0	0	0	0	0	0	0	0	4th	FG%	7-16	43.8%
Team																			3PT%	0-3	0.0%	
Totals				25:60	7-21	16-18	17	27	44	12	20	73	17	17	8	4	1	23		FT%	7-7	100%
Technical Fouls: NONE																						
GM FG% 25-60 41.7%																						
3PT% 7-21 33.3%																						
FT% 16-18 88.9%																						
Dead Ball Rebounds: 2																						

	USI	ILL	Points from	USI	ILL	Period by Period Scoring					
Biggest lead	4 (1 <sup>st</sup> 0:00)	23 (4 <sup>th</sup> 0:53)	Turnovers	10	17	1st2nd3rd4thTOT					
Best Scoring Run	8(4 <sup>th</sup> 7:57)	15(2 <sup>nd</sup> 1:28)	Paint	20	30	USI	13	4	15	18	50
Lead Changes	2		Second Chance	7	23	ILL	9	19	24	21	73
Times Tied	3		Fast Breaks	2	7						
Time with Lead	04:11	32:17	Bench	10	21						

## NOTES

- Four Illini scored in double-digits (Bostic, Bryant, McKenzie, Wallace)
- Bostic recorded 7th double-double of season, 41st of career
- 11th straight win in State Farm Center for Illinois
- Coach Green became co-fastest coach in program history to reach 50 wins.
- Illinois forced double-digit turnovers for the 11th straight game

**Game 10: RV/25 Illinois 70, Bradley 52**

Dec. 12, 2024 | Champaign, Ill. (State Farm Center)

Bradley - 52		Record: 5-3																		
NO.	Name	Min	FG M-A	3P M-A	FT M-A	Rebounds OR DR TOT	Fouls PF FO	TP	AS	TO	ST	Blocks BS BA	+/-	Shooting By Period						
12	Amy O'Hara	F 25:45	4-6	0-0	0-0	1 4 5	4 0	8	0	0	1	0	-10	1st	FG%	7-13	53.8%			
0	Kaylen Nelson	G 25:23	3-7	1-4	0-0	1 3 3	3 1	7	0	3	1	0	-5	FT%	3-6	50.0%				
4	Sabot Barnes	G 33:35	4-12	2-5	2-2	0 5 5	2 2	12	4	0	1	0	-11	3PT%	0-0	0%				
8	Rubi Abo Hashesh	G 29:43	1-4	1-1	0-0	1 0 1	3 1	3	1	1	0	-13	2nd	FG%	4-10	40.0%				
20	Ellie McDermid	22:28	3-4	2-2	0-0	0 3 3	2 0	8	0	2	0	-10	3PT%	2-5	40.0%					
1	Claire McDougall	27:29	3-6	1-3	2-2	0 1 1	0 2	9	3	1	0	-20	FT%	0-0	0%					
22	Maria Perryman	10:50	0-1	0-0	0-0	0 0 0	1 0	0	1	2	0	-8	3rd	FG%	6-11	54.5%				
3	Lila Posthuma	08:39	0-0	0-0	0-0	0 0 0	0 0	0	0	0	0	-6	3PT%	3-4	75.0%					
30	Carlie Vick	16:08	2-5	1-4	0-0	0 1 1	1 0	5	0	1	0	-7	FT%	2-2	100%					
Team						0 1 1		0		3			4th	FG%	3-11	27.3%				
Totals		20:45	8-19	4-4	2 18	20	16	6	52	9	16	4	3	-18	3PT%	0-4	0.0%			
														Technical Fouls:NONE						
														GM FG%			20-45	44.4%		
														3PT%			8-19	42.1%		
														FT%			4-4	100.0%		

Illinois - 70

Record: 8-2

Dead Ball Rebounds: 2-0

NO.	Name	Min	FG M-A	3P M-A	FT M-A	Rebounds OR DR TOT	Fouls PF FO	TP	AS	TO	ST	Blocks BS BA	+/-	Shooting By Period:		
23	Brynn Shoup-Hill	F 25:27	1-3	0-0	2-2	0 4 4	0 1	4	2	0	0	0	8	1st	FG%	8-18 44.4%
44	Kendall Bostic	F 38:57	10-14	1-1	1-1	3 7 10	0 1	22	3	2	0	1	18	3PT%	1-4 25.0%	
1	Genesis Bryant	G 37:55	7-15	1-4	0-0	1 2 3	5 5	15	4	1	3	1	1	FT%	3-3 100%	
8	Jasmine Brown-Hagger	G 30:24	1-4	0-2	0-1	0 1 1	4 4	2	2	1	1	0	11	2nd	FG%	7-14 50.0%
24	Adalia McKenzie	G 38:57	8-16	0-1	7-8	2 4 6	0 4	23	1	5	3	0	11	3PT%	0-3 0.0%	
20	Berry Wallace	23:51	1-3	0-2	0-0	1 0 1	0 1	2	0	0	1	1	0	FT%	0-1 0%	
2	Cori Allen	02:23	0-0	0-0	0-0	0 1 1	0 0	0	0	0	0	0	0	3rd	FG%	6-12 50.0%
6	Irene Noya Cataora	01:03	1-2	0-1	0-0	1 0 1	0 0	2	0	0	0	0	0	3PT%	1-2 50.0%	
25	Hayven Smith	01:03	0-0	0-0	0-0	0 0 0	0 0	0	0	0	0	0	0	FT%	6-6 100%	
Team						2 1 3		0	0	0				4th	FG%	8-13 61.5%
Totals		29:57	2-11	10-12	10 20 30	6 16	70	12	9	8	3	3	18	3PT%	0-2 0.0%	
														FT%	1-2 50%	
														Technical Fouls: NONE		
														GM FG%	29-57 50.9%	
														3PT%	2-11 18.2%	
														FT%	10-12 83.3%	

	BRAD	ILL.	Dead Ball Rebounds: 2:1									
Biggest lead	5 (1 <sup>st</sup> 8:18)	18 (4 <sup>th</sup> 1:03)	Points from Turnovers	BRAD	ILL.	Period by Period Scoring						
Best Scoring Run	8(3rd 7:32)	9(4 <sup>th</sup> 3:29)	Paint	20	42	BRAD	17	10	17	8	52	
Lead Changes	7		Second Chance	2	15							
Times Tied	1		Fast Breaks	0	6	ILL.	20	14	19	17	70	
Time With Lead	05:28	32:57	Bench	14	4							

## NOTES

- Three Illini scored in double-digits (Bryant, Bostic, McKenzie)
- Bostic recorded 6th double-double of season, 40th of career - now 3rd most all-time
- 10th straight win in State Farm Center for Illinois
- Coach Green became fastest coach in program history to reach 30 home wins.
- Illinois forced double-digit turnovers for the 10th straight game

**Game 12: RV/RV Illinois 69, Southern 57**

Dec. 20, 2024 | Champaign, Ill. (State Farm Center)

Southern U. - 57		Record: 3-11																
NO. Name		Min	FG M-A	3P M-A	FT M-A	Rebounds OR DR TOT	Fouls PF F	TP	AS	TO	ST	Blocks B B	+/-	Shooting By Period				
21	Tionna Lidge	C 22:54	4-5	0-0	1-2	1	4	5	1	1	9	1	2	2	0	0	1st FG% 7-13 53.8%	
2	Aleiyah Fontenot	G 29:56	1-7	0-3	3-4	0	0	0	3	3	1	0	0	0	0	-15	3PT% 2-3 66.7%	
4	Da'Kayah Sanders	G 28:29	1-2	1-1	0-0	0	1	1	1	3	2	1	0	0	0	-7	FT% 0-0 0%	
5	D'Shantae Edwards	G 25:17	5-9	0-1	1-1	0	1	1	4	2	11	1	3	2	0	-9	2nd FG% 6-11 54.5%	
20	Jocelyn Tate	G 20:43	2-4	1-1	4-4	0	6	6	4	2	9	3	4	0	2	1	3PT% 2-3 66.7%	
23	Kiana Wilson	L 12:31	1-4	0-0	0-0	0	0	0	1	0	2	2	1	0	0	-5	FT% 1-2 50%	
15	Sky Strider	G 08:51	0-4	0-0	0-0	2	0	2	3	0	0	1	0	0	0	-7	3rd FG% 3-12 25.0%	
3	Taniya Lawson	S 25:21	3-5	1-2	3-4	0	0	0	2	1	0	2	1	0	0	-11	3PT% 0-2 0.0%	
34	Taniyah Reed	L 17:44	4-4	2-2	0-0	0	3	3	2	10	1	1	0	0	0	-4	FT% 2-2 100%	
24	Danya Porter	G 08:15	0-1	0-0	0-0	0	0	0	2	0	0	0	0	0	0	-9	4th FG% 4-9 44.4%	
Team						2	0	2	0	0	2						3PT% 1-2 50.0%	
Totals			22:45	5-10	12-15	5	15	20	23	9	57	11	16	9	4	3	-12	FT% 9-11 81.8%
Technical Fouls: 0																		
GM FG% 20-45 44.4%																		
3PT% 5-10 50.0%																		
FT% 12-15 80.0%																		

NO.	Name	Min	FG		3P		FT		Rebounds		Fouls		TP	AS	TO	ST	Blocks			+/-	Shooting By Period			
			M/A	A/A	M/A	A/A	M/A	A/A	OR	DR	TOT	PF					FD	BS	BA		1st	FG%	2nd	FG%
23	Brynn Shoup-Hill	F 19:21	0-2	0-0	1-2	3-0	3	2	2	1	1	0	0	2	1	0	10	0	10	1st	FG%	7:14	50.0%	
44	Kendall Bostic	F 38:56	6-12	1-3	1-2	2	13	15	2	14	0	3	2	2	0	13	0	13	3PT%	1-5	20.0%			
1	Genesis Bryant	G 34:50	5-13	3-7	1-2	0	3	3	3	6	4	5	5	1	0	1	14	0	14	3PT%	4-6	66.7%		
8	Jasmine Brown-Hagger	G 37:27	6-11	1-2	7-7	2	1	3	3	27	20	5	2	2	0	1	15	0	15	2nd	FG%	6:13	46.2%	
24	Adalia McKenzie	G 36:35	5-11	0-1	3-4	2	1	3	0	3	13	3	3	3	0	2	10	0	10	3PT%	2-4	50.0%		
20	Bryar Wallace	F 19:38	1-2	0-1	4-4	3	1	4	0	3	6	1	2	0	0	0	0	0	0	FT%	6-8	75%		
2	Cori Allen	F 13:13	0-0	0-0	1-2	2	0	2	1	1	1	0	2	0	0	0	-2	0	-2	3rd	FG%	4:10	30.8%	
Team																				3PT%	1-3	33.3%		
																				FT%	5-6	83.3%		
Totals			23-51	5-14	18-23	16	20	36	10	23	69	15	18	10	3	4	12				4th	FG%	6:11	54.5%
																					3PT%	1-2	50.0%	
																					FT%	3-3	100%	
																					GM FG%	23-51	45.1%	
																					3PT%	5-14	35.7%	
																					FT%	18-23	78.3%	
																							Dead Ball Rebounds: 2	

Biggest lead	2 (1 <sup>st</sup> :9:14)	15 (3 <sup>rd</sup> :1:49)	Points from Turnovers	SU	ILL	Period by Period Scoring					
Best Scoring Run	5(1 <sup>st</sup> :1:41)	8(1 <sup>st</sup> :5:16)	Paint	22	28	1st	2nd	3rd	4th	TOT	
Lead Changes	1		Second Chance	2	17	SU	16	15	8	18	57
Times Tied	0		Fast Breaks	5	8	ILL	19	20	14	16	69
Time with Lead	00:47	38:27	Bench	22	7						

## NOTES

- Four Illini scored in double-digits (Bostic, Brown-Hagger, Bryant, McKenzie)
- Bostic recorded 8th double-double of season, 42nd of career - T2nd all-time at Illinois
- 12th straight win in SFC for Illinois - 2nd longest streak in program history
- Illini win 10 games before Christmas for second time under Coach Green
- Brown-Hagger posts a game-high 20 points for second such outing of the season





## Game 13: RV/RV Illinois 64, Oregon 59

Dec. 28, 2024 | Champaign, Ill. (State Farm Center)

Oregon - 59			Record: 9-4 (0-2)																	
NO.	Name	Min	FG	3P	FT	Rebounds	Fouls	TP	AS	TO	ST	Blocks	BS	BA	+/-	Shooting By Period				
			M	A	M	O	R	D	R	T	O					1 <sup>st</sup>	FG%	5-18	27.8%	
5	Amina Muhammad	F 22:29	3-9	0-0	2-3	3 2 5	5 4	8	0	3	2	0	1	2	2	3PT%	0-4	0.0%		
15	Phillipina Kyei	C 08:13	0-3	0-0	0-0	1 2 3	2 1	0	0	1	0	1	0	1	0	FT%	1-1	100%		
8	Elisa Mevius	G 16:10	0-3	0-0	1-2	2 1 3	5 1	1	1	2	3	0	0	-10	0	2 <sup>nd</sup>	FG%	6-15	40.0%	
10	Peyton Scott	G 38:41	1-8	1-3	4-4	0 1 1	2 3 7	1	1	2	1	0	1	-4	0	3PT%	2-2	100.0%		
25	Deja Kelly	G 31:05	5-15	0-2	4-5	0 3 3	4 4	14	1	2	0	0	0	5	0	FT%	2-2	100%		
4	Nani Falatea	25:00	7-13	1-3	2-3	1 3 4	0 3	17	0	1	1	1	0	-9	0	3 <sup>rd</sup>	FG%	3-16	18.8%	
23	Sarah Rambus	10:30	0-2	0-0	0-0	1 1 2	1 1	0	1	1	0	0	0	-8	0	3PT%	0-1	0.0%		
1	Alexis Whitfield	13:17	1-2	0-0	2-2	0 1 1	1 1	4	1	0	0	0	0	-13	0	FT%	4-6	66.7%		
14	Ari Long	14:45	1-3	1-2	1-2	0 0 0	3 2	4	0	0	0	1	0	-2	0	4 <sup>th</sup>	FG%	6-16	37.5%	
2	Katie Fiso	04:23	0-3	0-0	0-0	0 0 0	1 0	0	1	1	0	0	0	3	0	3PT%	1-3	33.3%		
35	Enis Etute	15:28	2-4	0-0	0-0	1 5 6	1 0	4	1	0	1	0	0	10	0	FT%	9-12	75%		
Team						3 1 4				0				0						
Totals			20-65	3-10	16-21	12 20 32	25 20	59	7	13	8	3	2	-5	0	GM FG% 20-65 30.8%				
															3PT% 3-10 30.0%					
															FT% 16-21 76.2%					
																	Technical Fouls: NONE			

Illinois - 64			Record: 11-2 (1-1)															Shooting By Period													
NO.	Name	Min	FG M-A	3P M-A	FT M-A	Rebounds OR DR TOT	Fouls PF FD	TP	AS	TO	ST	Blocks BS BA	+/-		1 <sup>st</sup> FG%	3PT%	FT%	2 <sup>nd</sup> FG%	3PT%	FT%	3 <sup>rd</sup> FG%	3PT%	FT%	4 <sup>th</sup> FG%	3PT%	FT%	GM FG%	3PT%	FT%	Dead Ball Rebounds: 5.0	
23	Brynn Shoup-Hill	F 17:41	1-1	0-0	0-0	2 3 5	2 1	2	1	1	0	0	0	-4	1 <sup>st</sup> FG% 5-12 41.7%	3PT% 1-4 25.0%	FT% 10-11 90.9%	2 <sup>nd</sup> FG% 2-11 18.2%	3PT% 1-5 20.0%	FT% 2-2 100%	3 <sup>rd</sup> FG% 3-7 42.9%	3PT% 0-1 0.0%	FT% 6-9 66.7%	4 <sup>th</sup> FG% 5-13 38.5%	3PT% 2-5 40.0%	FT% 12-16 75%	GM FG% 15-43 34.9%	3PT% 4-15 26.7%	FT% 30-38 78.9%		
44	Kendall Bostic	F 38:41	4-9	0-2	2-2	3 7 10	2 1	10	0	3	1	1	0	3	0																
1	Genesis Bryant	G 38:30	3-12	1-5	16-17	0 7 7	3 11	23	1	6	0	0	2	2	0																
8	Jasmine Brown-Hagger	G 32:19	1-6	0-3	4-7	1 2 3	4 5	6	3	4	1	0	0	-9	0																
24	Adalia McKenzie	G 39:11	1-5	0-1	8-12	3 4 7	4 6	10	1	5	1	1	1	5	0																
4	Gretchen Dolan	24:10	5-9	3-4	0-0	0 5 5	4 1	13	0	3	1	0	0	13	0																
20	Berry Wallace	08:23	0-1	0-0	0-0	0 2 2	1 0	0	1	0	0	0	0	4	0																
2	Cori Allen	01:06	0-0	0-0	0-0	0 1 1	0 0	0	0	0	0	0	0	0	0																
Team						2 3 5				0				0	0																
Totals			15-43 4-15 30-38			11 34 45	20 25	64	7	22	4	2	3	5	0	Technical Fouls: NONE															

	ORE	ILL
Biggest lead	6 (1 <sup>st</sup> 7:59)	12 (2 <sup>nd</sup> 9:37)
Best Scoring Run	11 (2 <sup>nd</sup> 1:29)	10 (2 <sup>nd</sup> 9:37)
Lead Changes	7	
Times Tied	2	
Time with Lead	07:47	31:29

Points from	ORE	ILL
Turnovers	22	14
Paint	32	22
Second Chance	10	14
Fast Breaks	3	0
Bench	29	13

Period by Period Scoring	1st	2nd	3rd	4th	TOT
ORE	11	16	10	22	59
ILL	21	7	12	24	64

### NOTES

- Four Illini scored in double-digits (Bostic, Bryant, Dolan, McKenzie)
- Bostic recorded 9th double-double of season, 43rd of career - 2nd all-time at Illinois
- 13th straight win in SFC for Illinois - 2nd longest streak in program history
- Illini win first meeting against Oregon as Big Ten opponents.
- Bryant's 16 made free throws tied the program record held by Karisma Penn.

## Game 15: Minnesota 68, RV/RV Illinois 61

Jan. 5, 2025 | Minneapolis, Minn. (Williams Arena)

Illinois - 61			Record: 11-4 (1-3)																				
NO.	Name	Min	FG M-A	3P M-A	FT M-A	Rebounds OR DR TOT	Fouls PF FD	TP	AS	TO	ST	Blocks BS BA	+/-	Shooting By Period									
23	Brynn Shoup-Hill	F 26:14	0-1	0-0	0-0	0 2 2	4 1	0	1	1	0	0	-15	1 <sup>st</sup> FG%	7-19	36.8%	3PT%	4-7	57.1%	FT%	0-0	0%	
44	Kendall Bostic	F 40:00	2-10	2-4	3-4	2 13 15	3 3	9	1	3	0	2	0	-7	2 <sup>nd</sup> FG%	3-12	25.0%	3PT%	1-2	50.0%	FT%	2-3	66.7%
1	Genesis Bryant	G 38:25	6-16	3-6	5-5	1 5 6	3 3	20	2	4	0	0	1	-10	3 <sup>rd</sup> FG%	7-13	53.8%	3PT%	2-2	100.0%	FT%	5-5	100%
8	Jasmine Brown-Hagger	G 34:04	4-10	1-3	1-1	3 1 4	4 3	10	3	3	1	0	0	-4	4 <sup>th</sup> FG%	4-16	25.0%	3PT%	1-5	20.0%	FT%	4-4	100%
24	Adalia McKenzie	G 24:14	6-16	0-0	2-2	0 2 2	5 1	14	2	2	3	0	0	8	GM FG%	21-60	34.9%	3PT%	4-15	26.7%	FT%	30-38	78.9%
20	Berry Wallace	26:07	3-7	2-3	0-0	0 5 5	4 1	8	0	1	1	0	0	-2	Technical Fouls: NONE								
2	Cori Allen	10:56	0-0	0-0	0-0	0 1 1	0 0	0	1	1	1	0	0	-5									
Team						3 1 4				0				0									
Totals			21-60	8-16	11-12	9 30 39	23 12	61	10	15	6	4	1	-7									

Minnesota - 68			Record: 15-1 (3-1)															Shooting By Period				
NO.	Name	Min	FG M-A	3P M-A	FT M-A	Rebounds OR DR TOT	Fouls PF FD	TP	AS	TO	ST	Blocks BS BA	+/-									
24	Mallory Heyer	F 37:34	3-6	1-3	3-4	1 9 10	2 5 10	3	2	0	0	0	15	1 <sup>st</sup> FG%	6-13	46.2%	3PT%	1-3	33.3%	FT%	2-2	100%
25	Grace Grocholski	F 40:00	5-8	2-2	7-8	3 4 7	1 6 19	3	3	1	0	7	0	2 <sup>nd</sup> FG%	5-15	33.3%	3PT%	2-3	66.7%	FT%	0-0	0%
52	Sophie Hart	C 13:01	2-8	0-0	0-0	0 1 1	1 0 4	0	2	0	0	1	-5	3 <sup>rd</sup> FG%	5-18	27.8%	3PT%	0-4	0.0%	FT%	3-4	75%
3	Amaya Battle	G 37:34	5-16	0-2	1-2	0 5 5	1 4 11	2	2	0	0	2	15	4 <sup>th</sup> FG%	6-11	54.5%	3PT%	2-3	66.7%	FT%	14-18	77.8%
14	Tori McKinney	G 29:53	2-6	0-1	7-8	0 5 5	4 5 11	5	2	1	0	1	18	GM FG%	22-57	38.6%	3PT%	5-13	38.5%	FT%	19-24	79.2%
0	Alexsia Rose	12:33	1-7	0-1	0-0	1 2 3	1 0 2	1	0	0	0	0	-19	Technical Fouls: NONE								
21	Annika Stewart	26:59	4-6	2-4	1-2	1 1 2	2 3 11	0	0	0	0	0	0									
5	Maggie Czinano	02:26	0-0	0-0	0-0	0 1 1	0 0 0	0	0	0	0	0	-8									
Team						3 3 6	0		0													
Totals			22-57	5-13	19-24	9 31 40	12 23 68	14	11	4	1	4	7									

Game 17: Illinois 68, [RV/--] Indiana 54  
Jan. 16, 2025 | Bloomington, Ind. (Assembly Hall)

Illinois - 68															Record: 13-4 (3-3)														
NO.	Name	Min	FG M-A	3P M-A	FT M-A	Rebounds			Fouls		TP	AS	TO	ST	Blocks			+/-	Shooting By Period										
						OR	DR	TOT	PF	FD					BS	BA		1 <sup>st</sup> FG%	11-17	64.7%	3PT%	3-3	100.0%	FT%	0-0	0.0%			
23	Brynn Shoup-Hill	F 20:01	0-4	0-1	0-0	1	2	3	2	1	0	0	0	0	1	0	9	2 <sup>nd</sup> FG%	5-16	31.3%	3PT%	0-2	0.0%	FT%	0-0	0.0%			
44	Kendall Bostic	F 40:00	9-19	1-2	2-2	0	8	8	1	1	21	3	1	0	1	1	14	3 <sup>rd</sup> FG%	4-13	30.8%	3PT%	1-3	33.3%	FT%	0-0	0.0%			
1	Genesis Bryant	G 37:50	3-7	0-1	6-8	0	3	3	4	8	12	7	2	1	0	0	14	4 <sup>th</sup> FG%	7-11	63.6%	3PT%	2-2	100.0%	FT%	0-0	0.0%			
8	Jasmine Brown-Hagger	G 30:00	3-6	1-2	0-0	0	2	2	3	2	7	4	1	1	0	0	12	GM FG%	27-57	47.4%	3PT%	6-10	60.0%	FT%	0-0	0.0%			
24	Adalia McKenzie	G 38:42	7-14	1-1	0-0	3	2	5	2	1	15	4	0	0	0	1	16	1 <sup>st</sup> FG%	6-15	40.0%	3PT%	2-3	66.7%	FT%	0-0	0.0%			
20	Berry Wallace	28:07	5-7	3-3	0-0	0	4	4	3	0	13	0	1	1	0	0	6	2 <sup>nd</sup> FG%	3-11	27.3%	3PT%	0-3	0.0%	FT%	0-0	0.0%			
2	Cori Allen	05:10	0-0	0-0	0-0	0	0	0	0	1	0	0	0	0	0	0	-1	3 <sup>rd</sup> FG%	8-11	72.7%	3PT%	1-2	50.0%	FT%	0-0	0.0%			
Team						1	2	3			0		1					4 <sup>th</sup> FG%	2-4	50.0%	3PT%	3-4	75%	FT%	0-0	0.0%			
Totals			27-57	6-10	8-10	5	23	28	15	14	68	18	6	3	2	2	14	GM FG%	27-57	47.4%	3PT%	6-10	60.0%	FT%	0-0	0.0%			
																		Technical Fouls:NONE											


Indiana - 54															Record: 12-5 (4-2)														
NO.	Name	Min	FG M-A	3P M-A	FT M-A	Rebounds			Fouls		TP	AS	TO	ST	Blocks			+/-	Shooting By Period										
						OR	DR	TOT	PF	FD					BS	BA		1 <sup>st</sup> FG%	6-15 <td>40.0%</td> <th>3PT%</th> <th>2-3<td>66.7%</td><th>FT%</th><th>0-1</th><td>0.0%</td></th>	40.0%	3PT%	2-3 <td>66.7%</td> <th>FT%</th> <th>0-1</th> <td>0.0%</td>	66.7%	FT%	0-1	0.0%			
52	Lilly Meister	F 10:30	0-2	0-0	1-2	2	0	2	1	2	1	1	2	0	0	0	-4	2 <sup>nd</sup> FG%	3-11	27.3%	3PT%	0-3	0.0%	FT%	0-0	0.0%			
10	Shay Ciezki	G 36:43	5-6	1-1	2-2	0	3	3	3	2	13	2	2	0	1	0	-11	3 <sup>rd</sup> FG%	8-11	72.7%	3PT%	1-2	50.0%	FT%	0-0	0.0%			
12	Yarden Garzon	G 19:42	1-3	1-2	0-0	0	3	3	1	0	3	0	2	0	0	0	-11	4 <sup>th</sup> FG%	2-4	50%	3PT%	2-4	50%	FT%	0-0	0.0%			
22	Chloe Moore-McNeil	G 40:00	6-13	1-3	0-1	0	5	5	2	1	13	3	3	0	0	0	-14	GM FG%	21-46	45.7%	3PT%	5-12	41.7%	FT%	0-0	0.0%			
33	Sydney Parrish	G 37:48	4-9	1-4	4-6	0	7	7	2	6	13	0	1	0	0	1	-18	1 <sup>st</sup> FG%	6-15	40.0%	3PT%	2-3	66.7%	FT%	0-0	0.0%			
11	Karoline Striplin	29:30	3-7	0-0	0-0	0	3	3	2	2	6	0	1	1	1	1	-10	2 <sup>nd</sup> FG%	3-11	27.3%	3PT%	0-3	0.0%	FT%	0-0	0.0%			
1	Lexus Baggesser	23:35	2-6	1-2	0-0	0	2	2	2	2	5	1	1	0	0	0	-6	3 <sup>rd</sup> FG%	8-11	72.7%	3PT%	1-2	50.0%	FT%	0-0	0.0%			
20	Juliana LaMendola	02:12	0-0	0-0	0-0	0	0	0	1	0	0	0	0	0	0	0	-4	4 <sup>th</sup> FG%	2-4	50.0%	3PT%	3-4	75%	FT%	0-0	0.0%			
Team						1	0	1			0		2					GM FG%	21-46	45.7%	3PT%	5-12	41.7%	FT%	0-0	0.0%			
Totals			21-46	5-12	7-11	3	23	26	14	15	54	7	14	1	2	2	-14	Dead Ball Rebounds: 3.0											
																		Technical Fouls:NONE											

Period by Period Scoring					
	1st	2nd	3rd	4th	TOT
ILL	25	10	14	19	68
IND	14	8	19	13	54

Points from					
	ILL	IND			
Biggest lead	15 (2 <sup>nd</sup> 8:57)	3 (1 <sup>st</sup> 9:45)			
Best Scoring Run	13 (1 <sup>st</sup> 3:50)	5 (3 <sup>rd</sup> 2:36)			
Lead Changes	1				
Times Tied	0				
Time with Lead	38:19	01:26			

Points from					
	ILL	IND			
Turnovers	14	3			
Paint	24	30			
Second Chance	4	0			
Fast Breaks	8	4			
Bench	13	11			

- NOTES
- Four Illini scored in double-digits (Bostic, Bryant, McKenzie, Wallace)
  - First win at Indiana since Feb. 12, 2012
  - 54 points was IU's fewest at home since 46 vs. Michigan St. on Dec. 28, 2017
  - Illinois used a 19-2 first quarter run to take the lead and never looked back
  - Illini made their last 7 field goal attempts of the game.





GENESIS BRYANT  
JONESBORO, GA. | LOVEJOY HS | NC STATE

1

5th  
Guard  
5-6

SEASON & CAREER HIGHS

SEASON			CAREER		
NUM.	OPPONENT/DATE	STAT	OPPONENT/DATE	NUM.	
32	Washington (12/31/24)	POINTS	2x, MR Washington (12/31/24)	32	
7	Oregon (12/28/24)	REBOUNDS	Florida Atlantic (12/21/22)	10	
7	2x, MR at Indiana (1/16/25)	ASSISTS	Florida Atlantic (12/21/22)	12	
1	Bradley (12/12/24)	BLOCKS	2x, MR Minnesota (1/28/24)	2	
4	Iowa (1/9/25)	STEALS	Coastal Carolina (12/6/20)	5	
40	Washington (12/31/24)	MINUTES	at Purdue (2/5/24)	42	
11	Washington (12/31/24)	FG MADE	Morehead State (11/7/23)	12	
4	3x, MR Washington (12/31/24)	3FG MADE	Missouri (12/17/23)	6	

QUICK HITS

- » Born June 17, 2002
  - » Undergrad: Communication
  - » Master's: Management
  - » Parents are John and Cynthia
  - » B1G Co-PotW on 12/27/22, 1/2/23
  - » ESPN PotW on 1/2/23
  - » NCAA Weekly Starting Five 1/4/23
  - » Triple-double on 12/21/22
  - » 2023 2nd Team All-B1G (C & M)
  - » 2024 HM All-B1G (C & M)
  - » 2024 WBIT All-Tournament Team
  - » Meyers-Drysdale Preseason Watch List
- 
- » Illinois debut: 11-9-22 vs. LIU
  - » Scored 1,000th career point 4/1/24
  - » Illinois record 89.1% (82-of-92) from free-throw line in 2022-23
- 
- » FR & SO seasons at NC State
  - » Made Wolfpack debut Nov. 25, 2020 vs. North Florida. 4 asts, 14 mins
- 
- » Four-star recruit
  - » 2x Regional Champion (2018, 2019) and 2019 First Team All-Region honoree
  - » 2018 GHSA 6A Player of the Year and Regional Player of the Year after helping lead Lovejoy to the state title that season
  - » 4 HS varsity letters (VB)
  - » 2-year captain in HS

GAME-BY-GAME STATS

Opponent	Date	GS	MIN	Total		3-Pointers		Free throws		Rebounds				PF	A	TO	BLK	STL	PTS	AVG
				FG-FGA	PCT	3FG-3FGA	PCT	FT-FTA	PCT	OFF	DEF	TOT	AVG							
Florida St.	11/07/2024	*	21:35	1-5	.200	0-1	.000	6-6	1.000	0	3	3	3.0	2	2	2	0	1	8	8.0
Marquette	11/10/2024	*	26:39	3-7	.429	1-3	.333	9-11	.818	1	3	4	3.5	2	0	0	0	1	16	12.0
Eastern Ill.	11/14/2024	*	25:50	2-7	.286	2-4	.500	3-4	.750	0	1	1	2.7	0	4	3	0	2	9	11.0
Le Moyne	11/18/2024	*	10:00	1-2	.500	1-2	.500	0-0	.000	0	1	1	2.3	0	2	0	0	1	3	9.0
Oregon St.	11/22/2024	*	33:49	3-13	.231	2-8	.250	4-4	1.000	0	2	2	2.2	3	4	1	0	0	12	9.6
vs UMES	11/26/2024	*	34:22	6-9	.667	4-5	.800	11-14	.786	0	2	2	2.2	2	5	3	0	0	27	12.5
vs Kentucky	11/27/2024	*	26:17	0-8	.000	0-6	.000	1-2	.500	0	5	5	2.6	0	1	2	0	2	1	10.9
at Canisius	12/02/2024	*	29:56	2-9	.222	1-3	.333	0-0	.000	0	3	3	2.6	1	1	2	0	1	5	10.1
at Ohio St.	12/08/2024	*	35:59	8-14	.571	4-8	.500	2-3	.667	0	4	4	2.8	4	2	6	0	1	22	11.4
Bradley	12/12/2024	*	37:55	7-15	.467	1-4	.250	0-0	.000	1	2	3	2.8	2	4	1	1	3	15	11.8
Southern Ind.	12/15/2024	*	37:26	3-11	.273	2-8	.250	4-4	1.000	1	3	4	2.9	1	7	4	0	1	12	11.8
Southern U.	12/20/2024	*	34:50	5-13	.385	3-7	.429	1-2	.500	0	3	3	2.9	3	5	5	0	1	14	12.0
Oregon	12/28/2024	*	38:30	3-12	.250	1-5	.200	16-17	.941	0	7	7	3.2	3	1	6	0	0	23	12.8
Washington	12/31/2024	*	40:00	11-20	.550	4-10	.400	6-6	1.000	0	6	6	3.4	3	4	4	0	1	32	14.2
at Minnesota	01/05/2025	*	38:25	6-16	.375	3-6	.500	5-5	1.000	1	5	6	3.6	3	2	4	0	0	20	14.6
Iowa	01/09/2025	*	37:36	3-14	.214	2-5	.400	4-4	1.000	0	3	3	3.6	4	2	4	0	4	12	14.4
at Indiana	01/16/2025	*	37:60	3-7	.429	0-1	.000	6-8	.750	0	3	3	3.5	4	7	2	0	1	12	14.3
Totals			17 547:09	67-182	.368	31-86	.360	78-90	.867	4	56	60	3.5	37	53	49	1	20	243	14.3

Player Averages

Games Played	Minutes/game	Points/game	FG Pct	3FG Pct	FT Pct	Rebounds/game	Assists/game	Turnovers/game	Assist/Turnover ratio	Steals/game	Blocks/game
17	32.2	14.3	36.8	36.0	86.7	3.5	3.1	2.9	1.1	1.2	0.1

CAREER NUMBERS

				Field Goals		3-Point		F-Throws		Rebounds				Scoring						
SEASON	TEAM	GP-GS	MIN/AVG	FG-FGA	FG%	3FG-3FGA	3FG%	FT-FTA	FT%	OFF	DEF	TOT	AVG	PF-FO	A	TO	BLK	STL	PTS	AVG
2020-21	NCSU	14-0	151/10.8	14-35	.400	4-16	.250	6-8	.750	2	20	22	1.6	15-0	21	18	2	10	38	2.7
2021-22	NCSU	20-0	108/5.4	15-30	.500	3-11	.273	8-9	.889	3	12	15	0.8	14-0	10	7	0	3	41	2.1
2022-23	Illini	31-19	910/29.4	158-343	.461	72-178	.404	82-92	.891	16	82	98	3.2	74-2	113	84	3	30	470	15.2
2023-24	Illini	34-34	1159/34.1	164-409	.401	65-188	.346	89-106	.840	12	94	106	3.1	81-0	108	88	4	41	482	14.2
2024-25	Illini	17-17	547/32.2	67-182	.368	31-86	.360	78-90	.867	4	56	60	3.5	37-0	53	49	1	20	243	14.3
TOTAL FOR Illini		82-70	2616/31.9	389-934	.416	168-452	.372	249-288	.865	32	232	264	3.2	192-2	274	221	8	91	1195	14.6
TOTAL		116-70	2876/24.8	418-999	.418	175-479	.365	263-305	.862	37	264	301	2.6	221-2	305	246	10	104	1274	11.0





CORI ALLEN  
NASHVILLE, TENN. | MONTVERDE ACADEMY (FL)



So.  
Guard  
5-10

SEASON & CAREER HIGHS

SEASON			CAREER		
NUM.	OPPONENT/DATE	STAT	OPPONENT/DATE	NUM.	
5	UMES (11/26/24)	POINTS	Saint Peter's (11/15/23)	16	
5	3x, MR UMES (11/26/24)	REBOUNDS	Saint Peter's (11/15/23)	6	
3	Le Moyne (11/18/24)	ASSISTS	2x, MR Le Moyne (11/18/24)	3	
1	at Minnesota (1/5/25)	BLOCKS	3x, MR at Minnesota (1/5/25)	1	
3	at Canisius (12/2/24)	STEALS	at Canisius (12/2/24)	3	
23	UMES (11/26/24)	MINUTES	UMES (11/26/24)	23	
2	Le Moyne (11/18/24)	FG MADE	Saint Peter's (11/15/23)	6	
-	-	3FG MADE	2x, MR vs. Washington St. (4/1/24)	1	

QUICK HITS

- » Born June 4, 2005
- » Parents are Corey Allen and Lucrecia Neal
- » One older brother and two older sisters
- » Major: Recreation, Sport & Tourism
- » Illinois debut: vs. Morehead State (11/7/23)  
2 mins, no stats
- » Back-to-back National Championships at Montverde Academy
- » Played 1st 2 seasons at Hillsboro HS
- » Invited to 2021 USA Basketball Women's U16 National Team trials

GAME-BY-GAME STATS

Opponent	Date	GS	MIN	Total		3-Pointers		Free throws		Rebounds				PF	A	TO	BLK	STL	PTS	AVG	
				FG-FGA	PCT	3FG-3FGA	PCT	FT-FTA	PCT	OFF	DEF	TOT	AVG								
Florida St.	11/07/2024		01:04	0-0	.000	0-0	.000	0-0	.000	0	0	0	0.0	0	0	0	0	0	0.0		
Marquette	11/10/2024		09:20	0-0	.000	0-0	.000	0-0	.000	0	2	2	1.0	1	1	0	0	0	0.0		
Eastern Ill.	11/14/2024		22:18	1-2	.500	0-0	.000	2-8	.250	1	2	3	1.7	0	1	1	0	1	4	1.3	
Le Moyne	11/18/2024		20:08	2-5	.400	0-2	.000	0-0	.000	1	4	5	2.5	0	3	1	0	2	4	2.0	
Oregon St.	11/22/2024		16:52	0-4	.000	0-2	.000	0-0	.000	2	3	5	3.0	2	0	2	0	0	0	1.6	
vs UMES	11/26/2024		22:50	1-5	.200	0-2	.000	3-4	.750	0	5	5	3.3	3	2	0	0	0	5	2.2	
vs Kentucky	11/27/2024		00:06	0-0	.000	0-0	.000	0-0	.000	0	0	0	2.9	0	0	0	0	0	0	1.9	
at Canisius	12/02/2024		05:27	0-0	.000	0-0	.000	0-0	.000	0	0	0	2.5	1	0	0	0	3	0	1.6	
at Ohio St.	12/08/2024		02:33	0-0	.000	0-0	.000	0-0	.000	0	0	0	2.2	2	0	0	0	0	0	1.4	
Bradley	12/12/2024		02:23	0-0	.000	0-0	.000	0-0	.000	0	1	1	2.1	0	0	0	0	0	0	1.3	
Southern Ind.	12/15/2024		07:53	1-1	1.000	0-0	.000	0-0	.000	1	2	3	2.2	0	0	1	0	0	2	1.4	
Southern U.	12/20/2024		13:13	0-0	.000	0-0	.000	1-2	.500	2	0	2	2.2	1	0	2	0	0	1	1.3	
Oregon	12/28/2024		01:06	0-0	.000	0-0	.000	0-0	.000	0	1	1	2.1	0	0	0	0	0	0	1.2	
Washington	12/31/2024		15:53	1-3	.333	0-1	.000	0-0	.000	1	0	1	2.0	0	0	1	0	0	2	1.3	
at Minnesota	01/05/2025		10:56	0-0	.000	0-0	.000	0-0	.000	0	1	1	1.9	0	1	1	1	1	0	1.2	
Iowa	01/09/2025		03:39	0-0	.000	0-0	.000	0-0	.000	0	0	0	1.8	1	1	0	0	0	0	1.1	
at Indiana	01/16/2025		05:10	0-0	.000	0-0	.000	0-0	.000	0	0	0	1.7	0	0	0	0	0	0	1.1	
Totals			0	160:50	6-20	.300	0-7	.000	6-14	.429	8	21	29	1.7	11	9	9	1	7	18	1.1

Player Averages

Games Played	Minutes/game	Points/game	FG Pct	3FG Pct	FT Pct	Rebounds/game	Assists/game	Turnovers/game	Assist/Turnover ratio	Steals/game	Blocks/game
17	9.5	1.1	30.0	0.0	42.9	1.7	0.5	0.5	1.0	0.4	0.1

CAREER NUMBERS

				Field Goals		3-Point		F-Throws		Rebounds				Scoring						
SEASON	TEAM	GP-GS	MIN/AVG	FG-FGA	FG%	3FG-3FGA	3FG%	FT-FTA	FT%	OFF	DEF	TOT	AVG	PF-FO	A	TO	BLK	STL	PTS	AVG
2023-24	Illini	16-0	88/5.5	13-30	.433	2-5	.400	7-10	.700	8	15	23	1.4	7-0	7	4	2	1	35	2.2
2024-25	Illini	17-0	161/9.5	6-20	.300	0-7	.000	6-14	.429	8	21	29	1.7	11-0	9	9	1	7	18	1.1
TOTAL		33-0	248/7.5	19-50	.380	2-12	.167	13-24	.542	16	36	52	1.6	18-0	16	13	3	8	53	1.6







# MAKIRA COOK

CINCINNATI, OHIO | MT. NOTRE DAME HS | DAYTON

3

5th  
Guard  
5-6

## SEASON & CAREER HIGHS

SEASON			CAREER		
NUM.	OPPONENT/DATE	STAT	OPPONENT/DATE	NUM.	
20	2x, MR Oregon St. (11/22/24)	POINTS	at Indiana (12/4/22)	33	
4	Florida State (11/7/24)	REBOUNDS	vs. Arkansas (12/20/23)	11	
8	Oregon St. (11/22/24)	ASSISTS	2x, MR Stony Brook (3/24/24)	10	
1	vs. UMES (11/26/24)	BLOCKS	at Purdue (2/5/24)	2	
2	2x, MR Oregon St. (11/22/24)	STEALS	at Wisconsin (12/29/22)	5	
36	vs. Kentucky (11/26/24)	MINUTES	at Purdue (2/5/24)	45	
8	Oregon St. (11/22/24)	FG MADE	George Mason (2/5/22)	13	
2	3x, MR UMES (11/26/24)	3FG MADE	vs. Villanova (4/3/24)	5	

## QUICK HITS

- » Born Nov. 30, 2001
- » Parents are Glynett Cunningham & William Cook
- » Undergrad: Community Health
- » Master's: Management
- » 1 season of eligibility remaining
- » Illinois debut: 11-9-22 vs. LIU
  - 14 pts, 4 rebs, 25 minutes
- » Scored 1,000th career point at Maryland (2/12/23) on a made 3-pointer
- » 2023 Unanimous 1st Team All-B1G Coaches
- » 2023 1st team All-B1G Media
- » 2023 AP Honorable Mention All-American
- » 2023 WBCA Region Finalist All-America
- » ESPN No. 5 Ranked Transfer (12/29/22)
- » 2x Nancy Lieberman Award Watch List
- » 2x Naismith Trophy PotY Watch List
- » 2x Preseason All-Big Ten
- » 2024 2nd Team All-Big Ten (C & M)
- » 2024 WBIT Most Outstanding Player
- » Played freshman and sophomore seasons at Dayton under Shauna Green
- » 2021-22 A10 Most Improved Player
- » 2021-22 A10 2nd Team All-Conference
- » 2022 A10 All-Tournament Team
- » Collegiate debut at Morehead St. with 2 rebounds and 2 assists (11/25/20)
- » Named A-10 Rookie of the Week on (1/4/21)

## GAME-BY-GAME STATS

Opponent	Date	GS	MIN	Total		3-Pointers		Free throws		Rebounds				PF	A	TO	BLK	STL	PTS	AVG
				FG-FGA	PCT	3FG-3FGA	PCT	FT-FTA	PCT	OFF	DEF	TOT	AVG							
Florida St.	11/07/2024	*	34:46	6-20	.300	1-5	.200	7-10	.700	1	3	4	4.0	2	5	3	0	2	20	20.0
Marquette	11/10/2024	*	33:49	1-10	.100	0-2	.000	4-4	1.000	1	0	1	2.5	3	2	1	0	1	6	13.0
Le Moyne	11/18/2024	*	18:58	3-5	.600	2-4	.500	1-1	1.000	0	1	1	2.0	0	5	1	0	1	9	11.7
Oregon St.	11/22/2024	*	28:34	8-13	.615	2-6	.333	2-3	.667	0	3	3	2.3	0	8	1	0	2	20	13.8
vs UMES	11/26/2024	*	20:36	5-9	.556	2-4	.500	3-3	1.000	0	1	1	2.0	3	0	0	1	0	15	14.0
vs Kentucky	11/27/2024	*	36:15	2-12	.167	1-5	.200	6-8	.750	0	1	1	1.8	2	1	3	0	1	11	13.5
at Canisius	12/02/2024	*	29:17	4-9	.444	0-1	.000	0-0	.000	1	1	2	1.9	2	5	4	0	1	8	12.7
at Ohio St.	12/08/2024	*	26:33	2-11	.182	0-2	.000	2-2	1.000	0	2	2	1.9	5	3	1	0	0	6	11.9
Totals			8 228:48	31-89	.348	8-29	.276	25-31	.806	3	12	15	1.9	17	29	14	1	8	95	11.9

## Player Averages

Games Played	Minutes/ game	Points/ game	FG Pct	3FG Pct	FT Pct	Rebounds/ game	Assists/ game	Turnovers/ game	Assist/Turnover ratio	Steals/ game	Blocks/ game
8	28.6	11.9	34.8	27.6	80.6	1.9	3.6	1.8	2.1	1.0	0.1

## CAREER NUMBERS

				Field Goals		3-Point		F-Throws		Rebounds				Scoring						
SEASON	TEAM	GP-GS	MIN/AVG	FG-FGA	FG%	3FG-3FGA	3FG%	FT-FTA	FT%	OFF	DEF	TOT	AVG	PF-FO	A	TO	BLK	STL	PTS	AVG
2020-21	UD	18-1	315/17.5	45-118	.381	9-34	.265	13-22	.591	10	34	44	2.4	29-0	29	16	1	7	112	6.2
2021-22	UD	31-25	966/31.2	177-438	.404	38-100	.380	67-88	.761	23	96	119	3.8	58-1	90	55	2	36	459	14.8
2022-23	Illini	30-30	1017/33.9	207-500	.414	50-146	.342	84-97	.866	16	87	103	3.4	61-0	125	71	4	36	548	18.3
2023-24	Illini	31-31	1077/34.7	179-447	.400	46-130	.354	105-123	.854	18	77	95	3.1	67-0	135	87	7	32	509	16.4
2024-25	Illini	8-8	229/28.6	31-89	.348	8-29	.276	25-31	.806	3	12	15	1.9	17-1	29	14	1	8	95	11.9
TOTAL FOR Illini		69-69	2323/33.7	417-1036	.403	104-305	.341	214-251	.853	37	176	213	3.1	145-1	289	172	12	76	1152	16.7
TOTAL		118-95	3604/30.5	639-1592	.401	151-439	.344	294-361	.814	70	306	376	3.2	232-2	408	243	15	119	1723	14.6





GRETCHEN DOLAN  
BUFFALO, N.Y. | WILLIAMSVILLE SOUTH HS

4

So.  
Guard  
5-11

SEASON & CAREER HIGHS

SEASON			CAREER		
NUM.	OPPONENT/DATE	STAT	OPPONENT/DATE	NUM.	
15	Le Moyne (11/18/24)	POINTS	Le Moyne (11/18/24)	15	
5	3x, MR Oregon (12/28/24)	REBOUNDS	3x, MR Oregon (12/28/24)	5	
7	Le Moyne (11/18/24)	ASSISTS	Le Moyne (11/18/24)	7	
1	2x, MR vs. UMES (11/26/24)	BLOCKS	8x, vs. UMES (11/26/24)	1	
1	7x, MR Oregon (12/28/24)	STEALS	at Iowa (2/25/24)	3	
30	Le Moyne (11/18/24)	MINUTES	Le Moyne (11/18/24)	30	
6	Le Moyne (11/18/24)	FG MADE	Le Moyne (11/18/24)	6	
3	2x, MR Oregon (12/28/24)	3FG MADE	3x, MR Oregon (12/28/24)	3	

QUICK HITS

- » Born Nov. 2, 2004
- » Major: Undeclared
- » Parents are Michael and Kristen
- » Mother (Kristen) played at Canisius
- » Siblings Graham (Babson), Greg (Cornell) & Hannah (Canisius) played college basketball
- » Illinois debut: vs. Morehead State (11/7/23)
- » 6 pts, 1 ast, 1 stl, 14 minutes
- » 3 seasons of eligibility remaining
- » Big Ten All-Freshman Team (Coaches)
- » 2023 New York Miss Basketball
- » Played on varsity since eighth grade

GAME-BY-GAME STATS

Opponent	Date	GS	MIN	Total		3-Pointers		Free throws		Rebounds				PF	A	TO	BLK	STL	PTS	AVG
				FG-FGA	PCT	3FG-3FGA	PCT	FT-FTA	PCT	OFF	DEF	TOT	AVG							
Florida St.	11/07/2024		24:57	5-12	.417	1-4	.250	0-0	.000	0	2	2	2.0	2	0	0	0	1	11	11.0
Marquette	11/10/2024		24:01	4-11	.364	1-4	.250	0-0	.000	0	1	1	1.5	2	0	1	0	1	9	10.0
Eastern Ill.	11/14/2024	*	26:10	3-8	.375	2-4	.500	5-7	.714	0	2	2	1.7	0	4	1	1	1	13	11.0
Le Moyne	11/18/2024		29:54	6-11	.545	3-8	.375	0-0	.000	0	5	5	2.5	2	7	3	0	1	15	12.0
Oregon St.	11/22/2024		24:35	3-6	.500	0-1	.000	1-2	.500	0	5	5	3.0	0	3	0	0	1	7	11.0
vs UMES	11/26/2024		16:39	2-7	.286	1-4	.250	2-3	.667	1	0	1	2.7	5	1	0	1	0	7	10.3
vs Kentucky	11/27/2024		24:08	3-7	.429	0-2	.000	3-4	.750	0	0	0	2.3	2	1	2	0	1	9	10.1
Oregon	12/28/2024		24:10	5-9	.556	3-4	.750	0-0	.000	0	5	5	2.6	4	0	3	0	1	13	10.5
Totals		1	194:34	31-71	.437	11-31	.355	11-16	.688	1	20	21	2.6	17	16	10	2	7	84	10.5

Player Averages

Games Played	Minutes/ game	Points/ game	FG Pct	3FG Pct	FT Pct	Rebounds/ game	Assists/ game	Turnovers/ game	Assist/Turnover ratio	Steals/ game	Blocks/ game
8	24.3	10.5	43.7	35.5	68.8	2.6	2.0	1.3	1.6	0.9	0.3

CAREER NUMBERS

				Field Goals		3-Point		F-Throws		Rebounds									Scoring	
SEASON	TEAM	GP-GS	MIN/AVG	FG-FGA	FG%	3FG-3FGA	3FG%	FT-FTA	FT%	OFF	DEF	TOT	AVG	PF-FO	A	TO	BLK	STL	PTS	AVG
2023-24	Illini	31-0	545/17.6	55-138	.399	16-53	.302	22-30	.733	14	36	50	1.6	40-1	30	25	6	13	148	4.8
2024-25	Illini	8-1	195/24.3	31-71	.437	11-31	.355	11-16	.688	1	20	21	2.6	17-1	16	10	2	7	84	10.5
TOTAL		39-1	739/19.0	86-209	.411	27-84	.321	33-46	.717	15	56	71	1.8	57-2	46	35	8	20	232	5.9





IRENE NOYA CATOIRA  
PONTEVEDRA, SPAIN | INSTITUT JOAQUIM BLUME

6

Fr.  
Forward  
6-3

SEASON & CAREER HIGHS

SEASON			CAREER		
NUM.	OPPONENT/DATE	STAT	OPPONENT/DATE	NUM.	
2	Bradley (12/12/24)	POINTS	SAME		
1	Bradley (12/12/24)	REBOUNDS	SAME		
-	-	ASSISTS	SAME		
-	-	BLOCKS	SAME		
-	-	STEALS	SAME		
1	2x, MR Southern Indiana (12/15/24)	MINUTES	SAME		
1	Bradley (12/12/24)	FG MADE	SAME		
-	-	3FG MADE	SAME		

QUICK HITS

- » Born May 2, 2006
- » One of two international Illini
- » Major: Biology
- » Illinois debut:
- » 4 seasons of eligibility remaining
- » Represented Spain internationally, making debut at age 15 in the Ciudad de Toledo International Tournament
- » Helped Spain to a runner-up finish at the 2023 FIBA 3x3 U17 Europe Cup following 2nd-place finish at the 2023 FIBA 3x3 U17 Europe Cup Qualifier
- » Played for Segle XXI in the Spain-LF2 league from 2022-24, helping the team win the Group B regular season championship both seasons
- » Played 22 games during the 2023-24 season, averaging 19 minutes a game along with 6.5 points and 4.8 rebounds, as the team went 25-1
- » Played 24 games in 2022-23 while averaging nearly 12 mpg to go along with 3.7 points and 2.8 rebounds while the team posted a 21-5 record

GAME-BY-GAME STATS

Opponent	Date	GS	MIN	Total		3-Pointers		Free throws		Rebounds				PF	A	TO	BLK	STL	PTS	AVG
				FG-FGA	PCT	3FG-3FGA	PCT	FT-FTA	PCT	OFF	DEF	TOT	AVG							
Bradley	12/12/2024		01:03	1-2	.500	0-1	.000	0-0	.000	1	0	1	1.0	0	0	0	0	0	2	2.0
Southern Ind.	12/15/2024		01:20	0-0	.000	0-0	.000	0-0	.000	0	0	0	0.5	1	0	0	0	0	0	1.0
Totals		0	02:23	1-2	.500	0-1	.000	0-0	.000	1	0	1	0.5	1	0	0	0	0	2	1.0

Player Averages

Games Played	Minutes/game	Points/game	FG Pct	3FG Pct	FT Pct	Rebounds/game	Assists/game	Turnovers/game	Assist/Turnover ratio	Steals/game	Blocks/game
2	1.2	1.0	50.0	0.0	0.0	0.5	0.0	0.0	0.0	0.0	0.0

CAREER NUMBERS

				Field Goals		3-Point		F-Throws		Rebounds											Scoring	
SEASON	TEAM	GP-GS	MIN/AVG	FG-FGA	FG%	3FG-3FGA	3FG%	FT-FTA	FT%	OFF	DEF	TOT	AVG	PF-FO	A	TO	BLK	STL	PTS	AVG		
2024-25	Illini	2-0	2/1.2	1-2	.500	0-1	.000	0-0	.000	1	0	1	0.5	1-0	0	0	0	0	2	1.0		
TOTAL		2-0	2/1.2	1-2	.500	0-1	.000	0-0	.000	1	0	1	0.5	1-0	0	0	0	0	2	1.0		





JASMINE BROWN-HAGGER

SHOREWOOD, ILL. | EXAMPLE ACADEMY | MISS. ST

8

So.  
Guard  
5-9

SEASON & CAREER HIGHS

SEASON			CAREER		
NUM.	OPPONENT/DATE	STAT	OPPONENT/DATE	NUM.	
23	EIU (11/14/24)	POINTS	EIU (11/14/24)	23	
5	2x, MR at Ohio State (12/8/24)	REBOUNDS	New Orleans (11/15/23)	6	
5	Southern (12/20/24)	ASSISTS	Southern (12/20/24)	5	
-	-	BLOCKS	-	-	
3	Southern Indiana (12/15/24)	STEALS	2x, MR Southern Indiana (12/15/24)	3	
37	2x, MR Iowa (1/9/25)	MINUTES	2x, MR Iowa (1/9/25)	37	
10	EIU (11/14/24)	FG MADE	EIU (11/14/24)	10	
3	2x, MR Le Moyne (11/18/24)	3FG MADE	3x, MR Le Moyne (11/18/24)	3	

QUICK HITS

- » Born Dec. 27, 2004
- » One of 3 Illinois natives on roster
- » 3 seasons of eligibility remaining
- » Major: Community Health
- » Illinois debut: #19 Florida State (11/7/24)
- » 1 pt, 2 rebs, 11 mins
- » Played freshman year at Mississippi St.
- » Appeared in 33 games
- » Averaged 2.1 ppg, 1.5 rpg, 8.7 mpg
- » Career-highs in points and assists with 17 points, 5 rebounds, and 4 assists while going 7-10 from the field and 3-4 from three in the WBIT 1st Round vs. Georgia Tech
- » 10-plus points in two games
- » Played 10-plus minutes in 11 contests
- » Four-star recruit
- » No. 54 overall prospect, the No. 20 guard, and the No. 1 player from the state of Illinois, according to espnW HoopGurlz
- » Invited to U18 USA Basketball National Team Trials in Colorado Springs, Colorado, in summer 2023
- » Played her final two seasons of prep ball at Example Academy in Frankfort, Illinois
- » As a senior, averaged 19.3 points, 6.4 rebounds, 4.1 assists, and 3.2 steals
- » Played her freshman and sophomore seasons at Joliet Catholic Academy, averaging 16.5 points, 5.1 rebounds, 2.5 steals, and 2.5 assists per contest

GAME-BY-GAME STATS

Opponent	Date	GS	MIN	Total		3-Pointers		Free throws		Rebounds				PF	A	TO	BLK	STL	PTS	AVG
				FG-FGA	PCT	3FG-3FGA	PCT	FT-FTA	PCT	OFF	DEF	TOT	AVG							
Florida St.	11/07/2024		10:33	0-1	.000	0-0	.000	1-2	.500	0	2	2	2.0	3	0	3	0	0	1	1.0
Marquette	11/10/2024		15:20	1-3	.333	0-1	.000	4-4	1.000	0	1	1	1.5	2	0	0	0	0	6	3.5
Eastern Ill.	11/14/2024		26:16	10-15	.667	3-5	.600	0-2	.000	1	4	5	2.7	3	2	0	0	1	23	10.0
Le Moyne	11/18/2024		26:45	5-11	.455	3-6	.500	0-0	.000	0	1	1	2.3	1	4	1	0	2	13	10.8
at Canisius	12/02/2024		26:34	5-10	.500	0-1	.000	3-3	1.000	2	0	2	2.2	1	0	1	0	2	13	11.2
at Ohio St.	12/08/2024		26:42	6-13	.462	0-0	.000	2-3	.667	3	2	5	2.7	2	2	4	0	0	14	11.7
Bradley	12/12/2024	*	30:24	1-4	.250	0-2	.000	0-1	.000	0	1	1	2.4	4	2	1	0	1	2	10.3
Southern Ind.	12/15/2024	*	19:50	1-5	.200	0-2	.000	2-2	1.000	0	0	0	2.1	3	2	3	0	3	4	9.5
Southern U.	12/20/2024	*	37:27	6-11	.545	1-2	.500	7-7	1.000	2	1	3	2.2	2	5	2	0	2	20	10.7
Oregon	12/28/2024	*	32:19	1-6	.167	0-3	.000	4-7	.571	1	2	3	2.3	4	3	4	0	1	6	10.2
Washington	12/31/2024	*	28:11	3-6	.500	0-1	.000	0-0	.000	0	0	0	2.1	5	1	3	0	0	6	9.8
at Minnesota	01/05/2025	*	34:04	4-10	.400	1-3	.333	1-1	1.000	3	1	4	2.3	4	3	3	0	1	10	9.8
Iowa	01/09/2025	*	36:46	5-11	.455	0-2	.000	0-0	.000	1	0	1	2.2	1	3	1	0	1	10	9.8
at Indiana	01/16/2025	*	30:00	3-6	.500	1-2	.500	0-0	.000	0	2	2	2.1	3	4	1	0	1	7	9.6
Totals			8 381:11	51-112	.455	9-30	.300	24-32	.750	13	17	30	2.1	38	31	27	0	15	135	9.6

Player Averages

Games Played	Minutes/ game	Points/ game	FG Pct	3FG Pct	FT Pct	Rebounds/ game	Assists/ game	Turnovers/ game	Assist/Turnover ratio	Steals/ game	Blocks/ game
14	27.2	9.6	45.5	30.0	75.0	2.1	2.2	1.9	1.1	1.1	0.0

CAREER NUMBERS

SEASON	TEAM	GP-GS	MIN/AVG	FG-FGA	FG%	3FG-3FGA	3FG%	FT-FTA	FT%	OFF	DEF	TOT	AVG	PF-FO	A	TO	BLK	STL	PTS	AVG
2023-24	MS	33-0	286/8.7	28-77	.364	6-25	.240	7-7	1.000	19	31	50	1.5	24-0	19	15	0	17	69	2.1
2024-25	Illini	14-8	381/27.2	51-112	.455	9-30	.300	24-32	.750	13	17	30	2.1	38-1	31	27	0	15	135	9.6
TOTAL FOR Illini		14-8	381/27.2	51-112	.455	9-30	.300	24-32	.750	13	17	30	2.1	38-1	31	27	0	15	135	9.6
TOTAL		47-8	667/14.2	79-189	.418	15-55	.273	31-39	.795	32	48	80	1.7	62-1	50	42	0	32	204	4.3







MIA ZENERE  
MOKENA, ILL. | EXAMPLE ACADEMY

12 Fr.  
Guard  
5-11

SEASON & CAREER HIGHS

SEASON			CAREER		
NUM.	OPPONENT/DATE	STAT	OPPONENT/DATE	NUM.	
2	EIU (11/14/24)	POINTS	SAME		
-	-	REBOUNDS	SAME		
-	-	ASSISTS	SAME		
-	-	BLOCKS	SAME		
1	EIU (11/14/24)	STEALS	SAME		
12	EIU (11/14/24)	MINUTES	SAME		
1	EIU (11/14/24)	FG MADE	SAME		
-	-	3FG MADE	SAME		

QUICK HITS

- » Born Oct. 20, 2005
  - » Parents are Joshua & Elaine
  - » 4 siblings: Dominic, Alexander, Kelsey, Caleb
  - » One of 3 Illinois natives on the roster
  - » Major: Biology
- 
- » Illinois debut: 2 pt, 1 stl, 12 min vs. EIU
  - » 4 seasons of eligibility remaining
- 
- » Freshman year at Lincoln-Way Central HS
  - » SO, JR, SR seasons at Example Academy
  - » 3x Independent HS Gold Division National Champion (2021-22, 2022-23, 2023-24)
  - » Team captain as a senior
  - » Competed in track & field at Lincoln-Way Central as a freshman, winning the 2021 conference championship in triple jump & earned All-Conference honors in high jump and 300-meter hurdles

GAME-BY-GAME STATS

Opponent	Date	GS	MIN	Total		3-Pointers		Free throws		Rebounds				PF	A	TO	BLK	STL	PTS	AVG
				FG-FGA	PCT	3FG-3FGA	PCT	FT-FTA	PCT	OFF	DEF	TOT	AVG							
Eastern Ill.	11/14/2024		12:23	1-3	.333	0-2	.000	0-0	.000	0	0	0	0.0	0	0	0	0	1	2	2.0
Le Moyne	11/18/2024		07:41	0-1	.000	0-1	.000	0-0	.000	0	0	0	0.0	0	0	0	0	0	0	1.0
Oregon St.	11/22/2024		04:21	0-0	.000	0-0	.000	0-0	.000	0	0	0	0.0	0	0	0	0	0	0	0.7
vs UMES	11/26/2024		06:07	0-0	.000	0-0	.000	0-0	.000	0	0	0	0.0	0	0	1	0	0	0	0.5
Southern Ind.	12/15/2024		00:54	0-0	.000	0-0	.000	0-0	.000	0	0	0	0.0	0	0	0	0	0	0	0.4
Totals		0	31:26	1-4	.250	0-3	.000	0-0	.000	0	0	0	0.0	0	0	1	0	1	2	0.4

Player Averages

Games Played	Minutes/game	Points/game	FG Pct	3FG Pct	FT Pct	Rebounds/game	Assists/game	Turnovers/game	Assist/Turnover ratio	Steals/game	Blocks/game
5	6.3	0.4	25.0	0.0	0.0	0.0	0.0	0.2	0.0	0.2	0.0

CAREER NUMBERS

				Field Goals		3-Point		F-Throws		Rebounds									Scoring	
SEASON	TEAM	GP-GS	MIN/AVG	FG-FGA	FG%	3FG-3FGA	3FG%	FT-FTA	FT%	OFF	DEF	TOT	AVG	PF-FO	A	TO	BLK	STL	PTS	AVG
2024-25	Illini	5-0	31/6.3	1-4	.250	0-3	.000	0-0	.000	0	0	0	0.0	0-0	0	1	0	1	2	0.4
TOTAL		5-0	31/6.3	1-4	.250	0-3	.000	0-0	.000	0	0	0	0.0	0-0	0	1	0	1	2	0.4







BERRY WALLACE  
PICKERINGTON, OHIO | PICKERINGTON CENTRAL HS

20

Fr.  
Forward  
6-1

SEASON & CAREER HIGHS

SEASON			CAREER		
NUM.	OPPONENT/DATE	STAT	OPPONENT/DATE	NUM.	
18	Southern Indiana (12/15/24)	POINTS	SAME		
5	at Minnesota (1/5/25)	REBOUNDS	SAME		
1	5x, MR Iowa (1/9/25)	ASSISTS	SAME		
1	2x, MR Southern Indiana (12/15/24)	BLOCKS	SAME		
2	Southern Indiana (12/15/24)	STEALS	SAME		
28	at Indiana (1/16/25)	MINUTES	SAME		
5	2x, MR at Indiana (1/16/25)	FG MADE	SAME		
3	2x, MR at Indiana (1/16/25)	3FG MADE	SAME		

QUICK HITS

- » Born July 23, 2005
- » Parents are Chris & Brandi
- » 4 brothers: Evan, Garner, Isaiah, Adae
- » 4 sisters: Bailey, Bexley, Brooklyn, Blossom
- » Major: Psychology
- » Illinois debut: vs. #19 Florida State (11/7/24)
- » 4 seasons of eligibility remaining
- » Five-star recruit
- » 2024 McDonald's All American
- » ESPN HoopGurlz Recruiting Ranking - #20
- » 4x basketball, 3x volleyball letterwinner
- » '24 Naismith Trophy HS PotY Watch List
- » '24 OCC Buckeye Division PotY
- » Ohio Prep Sportswriters Association Division I 2024 Girls Basketball PotY
- » Ohio Sports Writers Division I 2024 Girls Basketball All-Ohio First-Team selection

GAME-BY-GAME STATS

Opponent	Date	GS	MIN	Total		3-Pointers		Free throws		Rebounds				PF	A	TO	BLK	STL	PTS	AVG
				FG-FGA	PCT	3FG-3FGA	PCT	FT-FTA	PCT	OFF	DEF	TOT	AVG							
Florida St.	11/07/2024		03:18	0-0	.000	0-0	.000	0-0	.000	0	0	0	0.0	0	0	0	0	0	0	0.0
at Ohio St.	12/08/2024		19:57	3-4	.750	1-1	1.000	1-2	.500	1	2	3	1.5	3	0	1	0	0	8	4.0
Bradley	12/12/2024		23:51	1-3	.333	0-2	.000	0-0	.000	1	0	1	1.3	0	0	0	1	1	2	3.3
Southern Ind.	12/15/2024		23:20	5-10	.500	3-7	.429	5-5	1.000	4	0	4	2.0	1	1	2	1	2	18	7.0
Southern U.	12/20/2024		19:38	1-2	.500	0-1	.000	4-4	1.000	3	1	4	2.4	0	1	2	0	0	6	6.8
Oregon	12/28/2024		08:23	0-1	.000	0-0	.000	0-0	.000	0	2	2	2.3	1	1	0	0	0	0	5.7
Washington	12/31/2024		14:25	0-2	.000	0-1	.000	0-0	.000	3	0	3	2.4	0	1	2	0	0	0	4.9
at Minnesota	01/05/2025		26:07	3-7	.429	2-3	.667	0-0	.000	0	5	5	2.8	4	0	1	0	1	8	5.3
Iowa	01/09/2025		19:45	3-5	.600	1-2	.500	0-0	.000	2	1	3	2.8	3	1	3	0	0	7	5.4
at Indiana	01/16/2025		28:07	5-7	.714	3-3	1.000	0-0	.000	0	4	4	2.9	3	0	1	0	1	13	6.2
Totals		0	186:51	21-41	.512	10-20	.500	10-11	.909	14	15	29	2.9	15	5	12	2	5	62	6.2

Player Averages

Games Played	Minutes/ game	Points/ game	FG Pct	3FG Pct	FT Pct	Rebounds/ game	Assists/ game	Turnovers/ game	Assist/Turnover ratio	Steals/ game	Blocks/ game
10	18.7	6.2	51.2	50.0	90.9	2.9	0.5	1.2	0.4	0.5	0.2

CAREER NUMBERS

				Field Goals		3-Point		F-Throws		Rebounds				Scoring						
SEASON	TEAM	GP-GS	MIN/AVG	FG-FGA	FG%	3FG-3FGA	3FG%	FT-FTA	FT%	OFF	DEF	TOT	AVG	PF-FO	A	TO	BLK	STL	PTS	AVG
2024-25	Illini	10-0	187/18.7	21-41	.512	10-20	.500	10-11	.909	14	15	29	2.9	15-0	5	12	2	5	62	6.2
TOTAL		10-0	187/18.7	21-41	.512	10-20	.500	10-11	.909	14	15	29	2.9	15-0	5	12	2	5	62	6.2





# SHAY BOLLIN

RAYNHAM, MASS. | BRIDGEWATER-RAYNHAM HS | DUKE

22

Jr.  
Forward  
6-3

## SEASON & CAREER HIGHS

SEASON			CAREER		
NUM.	OPPONENT/DATE	STAT	OPPONENT/DATE	NUM.	
-	-	POINTS	Saint Peter's (11/15/23)	14	
-	-	REBOUNDS	Central Connecticut (11/29/23)	7	
-	-	ASSISTS	at Northwestern (1/14/24)	4	
-	-	BLOCKS	3x, MR at Northwestern (1/14/24)	1	
-	-	STEALS	at Northwestern (1/14/24)	2	
-	-	MINUTES	Saint Peter's (11/15/23)	22	
-	-	FG MADE	Saint Peter's (11/15/23)	5	
-	-	3FG MADE	2x, MR Northwestern (2/8/24)	2	

## QUICK HITS

- » Born Sept. 30, 2003
  - » Parents are Timothy and Laurie
  - » 3 siblings: Timothy, Preston, Avery
  - » Father played at Colgate (1993-97)
  - » Mother played at Ithaca Col. (1994-98)
  - » Major: Communication
  - » Minor: Business
- 
- » Illinois debut: vs. Morehead State (11/7/23)  
5 minutes, no stats
  - » 2 seasons of eligibility remaining
- 
- » Duke debut: NC A&T (11/7/22)
  - » 3 rebounds, 8 minutes
  - » Played in 8 games as a freshman (Duke)
- 
- » Final prep rank of No. 33 by espnW
  - » 3x team captain in HS
  - » USA Basketball U18 3x3 Invite (2019)
  - » Missed JR and SR seasons to injury

## GAME-BY-GAME STATS

## CAREER NUMBERS

				Field Goals		3-Point		F-Throws		Rebounds									Scoring	
SEASON	TEAM	GP-GS	MIN/AVG	FG-FGA	FG%	3FG-3FGA	3FG%	FT-FTA	FT%	OFF	DEF	TOT	AVG	PF-FO	A	TO	BLK	STL	PTS	AVG
2022-23	DU	8-0	43/5.4	9-18	.500	0-6	.000	1-1	1.000	2	6	8	1.0	4-0	2	3	1	1	19	2.4
2023-24	Illini	29-0	230/7.9	23-53	.434	11-32	.344	3-6	.500	12	26	38	1.3	28-0	14	11	2	5	60	2.1
TOTAL FOR Illini		29-0	230/7.9	23-53	.434	11-32	.344	3-6	.500	12	26	38	1.3	28-0	14	11	2	5	60	2.1
TOTAL		37-0	273/7.4	32-71	.451	11-38	.289	4-7	.571	14	32	46	1.2	32-0	16	14	3	6	79	2.1





# BRYNN SHOUP-HILL

GOSHEN, IND. | GOSHEN HS | DAYTON

# 23

**Sr.**  
**Forward**  
**6-3**

## SEASON & CAREER HIGHS

SEASON			CAREER		
NUM.	OPPONENT/DATE	STAT	OPPONENT/DATE	NUM.	
11	Marquette (11/10/24)	POINTS	Northern Kentucky (12/6/23)	15	
11	2x, MR at Ohio State (12/8/24)	REBOUNDS	2x, MR at Ohio State (12/8/24)	11	
4	Washington (12/31/24)	ASSISTS	Washington (12/31/24)	4	
3	Southern Indiana (12/15/24)	BLOCKS	4x, MR Southern Indiana (12/15/24)	3	
2	Southern (12/20/24)	STEALS	4x, MR Southern (12/20/24)	2	
39+	vs. UMES (11/26/24)	MINUTES	vs. UMES (11/26/24)	39+	
4	at Canisius (12/2/24)	FG MADE	4x, MR at Nebraska (1/11/24)	5	
1	5x, MR Washington (12/31/24)	3FG MADE	4x, MR at Nebraska (1/11/24)	4	

## QUICK HITS

- » Born Aug. 24, 2003
- » Parents are Kelly and Shaun
- » 4 siblings, Makayla, Deecon, Kyra & Taryn
- » Major: History of Art
- » Illinois debut: vs. LIU (11-9-22)  
21 mins in start, 8 rebs, 3 blks, 1 stl
- » 1 season of eligibility remaining
- » Played 2021-22 at Dayton under Green
- » Helped the Flyers to the Atlantic 10 regular-season championship & NCAA Tournament berth
- » Reached double-digit points twice – including a career-high 14 points vs. Illinois State
- » Lettered in basketball, volleyball & softball in high school

## GAME-BY-GAME STATS

				Total		3-Pointers		Free throws		Rebounds											
Opponent	Date	GS	MIN	FG-FGA	PCT	3FG-3FGA	PCT	FT-FTA	PCT	OFF	DEF	TOT	AVG	PF	A	TO	BLK	STL	PTS	AVG	
Florida St.	11/07/2024	*	33:51	1-3	.333	0-1	.000	3-4	.750	3	7	10	10.0	1	1	0	2	0	5	5.0	
Marquette	11/10/2024	*	27:55	2-5	.400	0-1	.000	7-8	.875	2	4	6	8.0	4	0	2	0	0	11	8.0	
Eastern Ill.	11/14/2024	*	29:46	3-7	.429	1-3	.333	2-2	1.000	2	7	9	8.3	3	1	2	2	0	9	8.3	
Le Moyne	11/18/2024	*	26:34	2-7	.286	0-3	.000	4-4	1.000	3	3	6	7.8	0	0	0	0	1	8	8.3	
Oregon St.	11/22/2024	*	26:14	3-4	.750	1-1	1.000	0-0	.000	1	7	8	7.8	5	0	0	1	0	7	8.0	
vs UMES	11/26/2024	*	32:59	1-5	.200	0-3	.000	0-0	.000	2	9	11	8.3	2	1	2	0	0	2	7.0	
vs Kentucky	11/27/2024	*	39:54	2-7	.286	0-2	.000	0-0	.000	3	7	10	8.6	2	0	2	2	1	4	6.6	
at Canisius	12/02/2024	*	34:44	4-9	.444	1-5	.200	0-0	.000	1	4	5	8.1	2	2	2	2	1	9	6.9	
at Ohio St.	12/08/2024	*	30:23	1-7	.143	0-2	.000	0-0	.000	6	5	11	8.4	5	1	2	1	0	2	6.3	
Bradley	12/12/2024	*	25:27	1-3	.333	0-0	.000	2-2	1.000	0	4	4	8.0	0	2	0	0	0	4	6.1	
Southern Ind.	12/15/2024	*	34:02	1-9	.111	1-3	.333	0-0	.000	4	5	9	8.1	1	2	0	3	1	3	5.8	
Southern U.	12/20/2024	*	19:21	0-2	.000	0-0	.000	1-2	.500	3	0	3	7.7	2	1	0	1	2	1	5.4	
Oregon	12/28/2024	*	17:41	1-1	1.000	0-0	.000	0-0	.000	2	3	5	7.5	2	1	1	0	0	2	5.2	
Washington	12/31/2024	*	26:57	2-4	.500	1-2	.500	0-0	.000	2	2	4	7.2	2	4	0	0	0	5	5.1	
at Minnesota	01/05/2025	*	26:14	0-1	.000	0-0	.000	0-0	.000	0	2	2	6.9	4	1	1	1	0	0	4.8	
Iowa	01/09/2025	*	25:15	1-4	.250	0-2	.000	2-2	1.000	1	2	3	6.6	5	1	0	1	0	4	4.8	
at Indiana	01/16/2025	*	20:01	0-4	.000	0-1	.000	0-0	.000	1	2	3	6.4	2	0	0	1	0	0	4.5	
Totals		17	477:17	25-82	.305	5-29	.172	21-24	.875	36	73	109	6.4	42	18	14	17	6	76	4.5	

## Player Averages

Games Played	Minutes/game	Points/game	FG Pct	3FG Pct	FT Pct	Rebounds/game	Assists/game	Turnovers/game	Assist/Turnover ratio	Steals/game	Blocks/game
17	28.1	4.5	30.5	17.2	87.5	6.4	1.1	0.8	1.3	0.4	1.0

## CAREER NUMBERS

				Field Goals		3-Point		F-Throws		Rebounds				Scoring						
SEASON	TEAM	GP-GS	MIN/AVG	FG-FGA	FG%	3FG-3FGA	3FG%	FT-FTA	FT%	OFF	DEF	TOT	AVG	PF-FO	A	TO	BLK	STL	PTS	AVG
2021-22	UD	23-0	141/6.1	15-40	.375	9-27	.333	3-6	.500	8	22	30	1.3	14-0	7	7	6	1	42	1.8
2022-23	Illini	28-28	712/25.4	57-120	.475	32-80	.400	24-30	.800	54	102	156	5.6	71-3	30	36	21	15	170	6.1
2023-24	Illini	28-12	350/12.5	26-64	.406	11-39	.282	20-24	.833	18	45	63	2.3	31-0	10	19	21	8	83	3.0
2024-25	Illini	17-17	477/28.1	25-82	.305	5-29	.172	21-24	.875	36	73	109	6.4	42-3	18	14	17	6	76	4.5
<b>TOTAL FOR Illini</b>		<b>73-57</b>	<b>1539/21.1</b>	<b>108-266</b>	<b>.406</b>	<b>48-148</b>	<b>.324</b>	<b>65-78</b>	<b>.833</b>	<b>108</b>	<b>220</b>	<b>328</b>	<b>4.5</b>	<b>144-6</b>	<b>58</b>	<b>69</b>	<b>59</b>	<b>29</b>	<b>329</b>	<b>4.5</b>
<b>TOTAL</b>		<b>96-57</b>	<b>1680/17.5</b>	<b>123-306</b>	<b>.402</b>	<b>57-175</b>	<b>.326</b>	<b>68-84</b>	<b>.810</b>	<b>116</b>	<b>242</b>	<b>358</b>	<b>3.7</b>	<b>158-6</b>	<b>65</b>	<b>76</b>	<b>65</b>	<b>30</b>	<b>371</b>	<b>3.9</b>







# ADALIA MCKENZIE

BROOKLYN PARK, MINN. | PARK CENTER HS

**24** Jr.  
Guard  
5-10

## SEASON & CAREER HIGHS

SEASON			CAREER		
NUM.	OPPONENT/DATE	STAT	OPPONENT/DATE	NUM.	
23	Bradley (12/12/24)	POINTS	Stony Brook (3/24/24)	28	
10	at Canisius (12/2/24)	REBOUNDS	at Purdue (2/5/24)	17	
5	Le Moyne (11/18/24)	ASSISTS	vs. Wisconsin (3/2/22)	7	
1	2x, MR Oregon (12/28/24)	BLOCKS	6x, MR Oregon (12/28/24)	1	
3	3x, MR at Minnesota (1/5/25)	STEALS	2x, MR Michigan State (1/29/23)	5	
39	3x, MR at Indiana (1/16/25)	MINUTES	at Purdue (2/5/24)	42	
8	2x, MR Bradley (12/12/24)	FG MADE	Stony Brook (3/24/24)	12	
1	4x, MR at Indiana (1/16/25)	3FG MADE	2x, MR Central Connecticut (11/29/23)	2	

## QUICK HITS

- » Born Feb. 18, 2003
- » Parents are Robert & Tayonna
- » 4 siblings: 1 brother, 3 sisters
- » Major: Recreation, Sport & Tourism
- » Minor: Business
- » Illinois debut: vs. NC Central (11-9-21)  
Played 1 minute
- » 1 season of eligibility remaining
- » 2023 All-B1G HM - Coaches & Media
- » 2023 & '24 CSC Academic All-District
- » Four career double-doubles
- » 2023-24: Started all 34 games
- » 2022-23: Started all 32 games
- » 2021-22: Played all 27 games, started 15
- » Ranked second on the team in scoring (9.4 ppg) & rebounding (4.1 rpg)
- » 12 double-digit scoring games as freshman
- » Four-star recruit
- » Four-year H.S. letterwinner
- » 2020-21 Minnesota Miss Basketball
- » Scored HS-record 2,573 career points

## GAME-BY-GAME STATS

Opponent	Date	GS	MIN	Total		3-Pointers		Free throws		Rebounds				PF	A	TO	BLK	STL	PTS	AVG	
				FG-FGA	PCT	3FG-3FGA	PCT	FT-FTA	PCT	OFF	DEF	TOT	AVG								
Florida St.	11/07/2024	*	30:34	8-11	.727	0-1	.000	4-7	.571	1	3	4	4.0	3	3	2	0	1	20	20.0	
Marquette	11/10/2024	*	35:41	3-12	.250	0-0	.000	6-6	1.000	4	5	9	6.5	2	1	3	0	0	12	16.0	
Eastern Ill.	11/14/2024	*	24:14	5-5	1.000	1-1	1.000	0-0	.000	1	1	2	5.0	1	2	3	1	1	11	14.3	
Le Moyne	11/18/2024	*	22:56	6-8	.750	0-2	.000	2-2	1.000	3	2	5	5.0	0	5	1	0	2	14	14.3	
Oregon St.	11/22/2024	*	28:21	3-5	.600	0-0	.000	2-2	1.000	2	2	4	4.8	3	2	1	0	0	8	13.0	
vs UMES	11/26/2024	*	28:23	2-9	.222	0-3	.000	1-2	.500	1	2	3	4.5	2	4	2	0	1	5	11.7	
vs Kentucky	11/27/2024	*	34:55	4-10	.400	0-0	.000	10-12	.833	5	1	6	4.7	3	3	1	0	0	18	12.6	
at Canisius	12/02/2024	*	34:24	5-9	.556	0-0	.000	5-5	1.000	4	6	10	5.4	0	3	1	0	1	15	12.9	
at Ohio St.	12/08/2024	*	19:05	2-6	.333	0-0	.000	1-2	.500	1	1	2	5.0	3	3	2	0	1	5	12.0	
Bradley	12/12/2024	*	38:57	8-16	.500	0-1	.000	7-8	.875	2	4	6	5.1	0	1	5	0	3	23	13.1	
Southern Ind.	12/15/2024	*	35:16	6-11	.545	1-1	1.000	3-4	.750	3	2	5	5.1	1	4	3	0	1	16	13.4	
Southern U.	12/20/2024	*	36:35	5-11	.455	0-1	.000	3-4	.750	2	1	3	4.9	0	3	3	0	3	13	13.3	
Oregon	12/28/2024	*	39:10	1-5	.200	0-1	.000	8-12	.667	3	4	7	5.1	4	1	5	1	1	10	13.1	
Washington	12/31/2024	*	33:47	4-9	.444	0-2	.000	5-6	.833	2	3	5	5.1	5	1	2	0	0	13	13.1	
at Minnesota	01/05/2025	*	24:14	6-16	.375	0-0	.000	2-2	1.000	0	2	2	4.9	5	2	2	0	3	14	13.1	
Iowa	01/09/2025	*	36:59	5-17	.294	1-2	.500	1-1	1.000	2	2	4	4.8	2	3	2	0	1	12	13.1	
at Indiana	01/16/2025	*	38:42	7-14	.500	1-1	1.000	0-0	.000	3	2	5	4.8	2	4	0	0	0	15	13.2	
Totals			17	542:14	80-174	.460	4-16	.250	60-75	.800	39	43	82	4.8	36	45	38	2	19	224	13.2

## Player Averages

Games Played	Minutes/game	Points/game	FG Pct	3FG Pct	FT Pct	Rebounds/game	Assists/game	Turnovers/game	Assist/Turnover ratio	Steals/game	Blocks/game
17	31.9	13.2	46.0	25.0	80.0	4.8	2.6	2.2	1.2	1.1	0.1

## CAREER NUMBERS

				Field Goals		3-Point		F-Throws		Rebounds									Scoring	
SEASON	TEAM	GP-GS	MIN/AVG	FG-FGA	FG%	3FG-3FGA	3FG%	FT-FTA	FT%	OFF	DEF	TOT	AVG	PF-FO	A	TO	BLK	STL	PTS	AVG
2021-22	Illini	27-15	623/23.1	100-245	.408	1-14	.071	53-92	.576	56	56	112	4.1	43-0	44	55	1	24	254	9.4
2022-23	Illini	32-32	965/30.1	172-384	.448	8-37	.216	84-130	.646	72	122	194	6.1	68-0	70	63	2	46	436	13.6
2023-24	Illini	34-34	967/28.5	150-304	.493	3-14	.214	70-95	.737	78	91	169	5.0	72-2	75	69	2	47	373	11.0
2024-25	Illini	17-17	542/31.9	80-174	.460	4-16	.250	60-75	.800	39	43	82	4.8	36-2	45	38	2	19	224	13.2
TOTAL		110-98	3098/28.2	502-1107	.453	16-81	.198	267-392	.681	245	312	557	5.1	219-4	234	225	7	136	1287	11.7





**HAYVEN SMITH**  
FRANKFORT, ILL. | LINCOLN-WAY EAST HS

**25**

**Fr.**  
**Center**  
**6-6**

SEASON & CAREER HIGHS

SEASON			CAREER		
NUM.	OPPONENT/DATE	STAT	OPPONENT/DATE	NUM.	
3	Le Moyne (11/18/24)	POINTS	SAME		
6	EIU (11/14/24)	REBOUNDS	SAME		
1	EIU (11/14/24)	ASSISTS	SAME		
-	-	BLOCKS	SAME		
-	-	STEALS	SAME		
14	EIU (11/14/24)	MINUTES	SAME		
1	3x, MR at Canisius (12/2/24)	FG MADE	SAME		
-	-	3FG MADE	SAME		

QUICK HITS

- » Born Nov. 3, 2005
  - » Parents are Greg & Tammy
  - » 3 siblings: Hailey, Hunter, Hannah
  - » Dad played football at Vanderbilt
  - » Hannah played WBB at IL Wesleyan
  - » One of 3 Illinois natives on roster
  - » Major: Recreation, Sport & Tourism
- 
- » Illinois debut: 2 pt, 6 reb, 1 ast, 14 mins
  - » 4 seasons of eligibility remaining
- 
- » 4x basketball, 3x volleyball letterwinner
  - » IBCA All-State, Illinois AP All-State, and Southtown All-Area honors as a junior
  - » Scored 1,000+ points in high school
  - » 2024 Herald-News Player of the Year
  - » 2024 SWSC Blue co-Athlete of the Year
  - » 2024 Illinois 4A Girls AP All-State HM
  - » 2024 IBCA Class 4A All-State 2nd Team

GAME-BY-GAME STATS

Opponent	Date	GS	MIN	Total		3-Pointers		Free throws		Rebounds				PF	A	TO	BLK	STL	PTS	AVG
				FG-FGA	PCT	3FG-3FGA	PCT	FT-FTA	PCT	OFF	DEF	TOT	AVG							
Eastern Ill.	11/14/2024		13:30	1-2	.500	0-0	.000	0-1	.000	2	4	6	6.0	2	1	2	0	0	2	2.0
Le Moyne	11/18/2024		13:42	1-1	1.000	0-0	.000	1-2	.500	0	5	5	5.5	1	0	0	0	0	3	2.5
Oregon St.	11/22/2024		05:18	0-1	.000	0-0	.000	0-0	.000	0	1	1	4.0	1	0	0	0	0	0	1.7
vs UMES	11/26/2024		13:20	0-0	.000	0-0	.000	2-4	.500	2	0	2	3.5	5	1	0	0	0	2	1.8
vs Kentucky	11/27/2024		01:03	0-0	.000	0-0	.000	0-0	.000	0	0	0	2.8	0	0	0	0	0	0	1.4
at Canisius	12/02/2024		03:36	1-1	1.000	0-0	.000	0-0	.000	1	1	2	2.7	1	0	1	0	0	2	1.5
Bradley	12/12/2024		01:03	0-0	.000	0-0	.000	0-0	.000	0	0	0	2.3	0	0	0	0	0	0	1.3
Southern Ind.	12/15/2024		02:41	0-0	.000	0-0	.000	1-2	.500	0	1	1	2.1	0	0	0	0	0	1	1.3
Washington	12/31/2024		00:47	0-0	.000	0-0	.000	0-0	.000	0	0	0	1.9	0	0	0	0	0	0	1.1
Totals		0	54:60	3-5	.600	0-0	.000	4-9	.444	5	12	17	1.9	10	2	3	0	0	10	1.1

Player Averages

Games Played	Minutes/ game	Points/ game	FG Pct	3FG Pct	FT Pct	Rebounds/ game	Assists/ game	Turnovers/ game	Assist/Turnover ratio	Steals/ game	Blocks/ game
9	6.1	1.1	60.0	0.0	44.4	1.9	0.2	0.3	0.7	0.0	0.0

CAREER NUMBERS

				Field Goals		3-Point		F-Throws		Rebounds				Scoring						
SEASON	TEAM	GP-GS	MIN/AVG	FG-FGA	FG%	3FG-3FGA	3FG%	FT-FTA	FT%	OFF	DEF	TOT	AVG	PF-FO	A	TO	BLK	STL	PTS	AVG
2024-25	Illini	9-0	55/6.1	3-5	.600	0-0	.000	4-9	.444	5	12	17	1.9	10-1	2	3	0	0	10	1.1
TOTAL		9-0	55/6.1	3-5	.600	0-0	.000	4-9	.444	5	12	17	1.9	10-1	2	3	0	0	10	1.1







# LETY VASCONCELOS

BAHIA, BRAZIL | MONTVERDE ACADEMY | BAYLOR

35

So.  
Center  
6-7

## SEASON & CAREER HIGHS

SEASON			CAREER		
NUM.	OPPONENT/DATE	STAT	OPPONENT/DATE	NUM.	
-	-	POINTS	Texas Tech (2/18/24)	4	
-	-	REBOUNDS	Houston (1/6/24)	6	
-	-	ASSISTS	Delaware St. (12/14/23)	2	
-	-	BLOCKS	2x, MR Oklahoma St. (3/3/24)	2	
-	-	STEALS	Delaware St. (12/14/23)	1	
-	-	MINUTES	vs. Providence (12/20/23)	15	
-	-	FG MADE	Texas Tech (2/18/24)	2	
-	-	3FG MADE	-	-	

## QUICK HITS

- » Born Jan. 5, 2005
- » 3x member of Brazilian national team
- » Won S. American Championship in 2020
- » One of 2 international Illini
- » Major: undeclared

- » Illinois debut:
- » Redshirting the 2024-25 season due to torn ACL
- » 3 seasons of eligibility remaining

- » Played freshman year at Baylor
- » Appeared in 17 games as only freshman
- » Grabbed 6 rebounds against Houston
- » Averaged 1.1 points & 2.1 rebounds

- » Played JR, SR years at Montverde Academy
- » Ranked No. 6 in her position & No. 36 overall in the 2023 class by ESPN HoopGurlz
- » Won back-to-back GEICO High School National Championships with Montverde
- » Led team as senior w/6.6 rbg & 1.0 bpg
- » Also attended Holy Spirit Prep (Atlanta, Ga.) & Hamilton Heights Christian Academy (Chattanooga, Tenn.)

## GAME-BY-GAME STATS

## CAREER NUMBERS

SEASON	TEAM	GP-GS	MIN/AVG	FG-FGA	FG%	3FG-3FGA	3FG%	FT-FTA	FT%	OFF	DEF	TOT	AVG	PF-FO	A	TO	BLK	STL	PTS	AVG
2023-24	Baylor	17-0	99/5.8	6-19	.316	0-0	.000	6-14	.429	13	23	36	2.1	16-0	3	14	7	1	18	1.1
<b>TOTAL FOR Illini</b>		<b>0-0</b>	<b>0/0.0</b>	<b>0-0</b>	<b>.000</b>	<b>0-0</b>	<b>.000</b>	<b>0-0</b>	<b>.000</b>	<b>0</b>	<b>0</b>	<b>0</b>	<b>0.0</b>	<b>0-0</b>	<b>0</b>	<b>0</b>	<b>0</b>	<b>0</b>	<b>0</b>	<b>0.0</b>
<b>TOTAL</b>		<b>17-0</b>	<b>99/5.8</b>	<b>6-19</b>	<b>.316</b>	<b>0-0</b>	<b>.000</b>	<b>6-14</b>	<b>.429</b>	<b>13</b>	<b>23</b>	<b>36</b>	<b>2.1</b>	<b>16-0</b>	<b>3</b>	<b>14</b>	<b>7</b>	<b>1</b>	<b>18</b>	<b>1.1</b>





KENDALL BOSTIC  
KOKOMO, IND. | NORTHWESTERN HS | MICHIGAN ST.

44 5th Forward 6-2

SEASON & CAREER HIGHS

SEASON			CAREER		
NUM.	OPPONENT/DATE	STAT	OPPONENT/DATE	NUM.	
31	Oregon St. (11/22/24)	POINTS	Oregon St. (11/22/24)	31	
16	Southern Indiana (12/15/24)	REBOUNDS	Eastern Kentucky (12/5/21)	22	
4	Washington (12/31/24)	ASSISTS	vs. Wisconsin (3/2/22)	6	
2	4x, MR Iowa (1/9/25)	BLOCKS	Evansville (11/19/22)	6	
2	2x, MR Iowa (1/9/25)	STEALS	at Wisconsin (12/29/22)	4	
40	4x, MR at Indiana (1/16/25)	MINUTES	at Purdue (2/5/24)	42	
15	Oregon St. (11/22/24)	FG MADE	Oregon St. (11/22/24)	15	
2	at Minnesota (1/5/25)	3FG MADE	3x, MR at Minnesota (1/5/25)	2	

QUICK HITS

- » Born Aug. 1, 2001
- » Parents are Kevin & Angie
- » Younger brother, Connor
- » Mother played at Indiana (1991-92)
- » Father played at Manchester (IN) Uni.
- » Undergrad Degree: Speech & Hearing Science
- » Master's: Special Education
- » 2023-24 Big Ten Medal of Honor
- » McClain Power Forward Watch List
- » B1G Player of the Week (11/25/24)

- » Illinois debut: NC Central (11-9-21)
- » 14 pts, 17 rebs, 2 asts, 35 mins
- » 1 season of eligibility remaining
- » 3x All-B1G 2nd Team | 2x All-B1G HM
- » 3x Big Ten Sportsmanship Honoree
- » 2x CSC Academic All-District

- » Freshman at Michigan State in 2020-21
- » MSU made 2021 NCAA Tournament
- » 3 double-digit point outings
- » 15 points & 6 boards in her Spartan debut against Saint Francis (11/27/20)

- » Led Big Ten in rebounding last 3 seasons
- » Three consecutive 300-rebound seasons
- » 2021-22 11.41 RPG led Big Ten & ranked 12th nationally, setting the Illinois single-season record, surpassing all-time rebounding leader Jenna Smith.

GAME-BY-GAME STATS

Opponent	Date	GS	MIN	Total		3-Pointers		Free throws		Rebounds				PF	A	TO	BLK	STL	PTS	AVG
				FG-FGA	PCT	3FG-3FGA	PCT	FT-FTA	PCT	OFF	DEF	TOT	AVG							
Florida St.	11/07/2024	*	39:22	8-10	.800	0-1	.000	2-2	1.000	0	9	9	9.0	1	2	1	1	1	18	18.0
Marquette	11/10/2024	*	27:15	2-10	.200	0-0	.000	1-2	.500	2	8	10	9.5	4	0	1	0	0	5	11.5
Eastern Ill.	11/14/2024	*	19:33	5-7	.714	0-0	.000	1-1	1.000	4	8	12	10.3	2	2	0	0	0	11	11.3
Le Moyne	11/18/2024	*	23:22	11-13	.846	0-1	.000	3-3	1.000	3	9	12	10.8	2	0	0	0	1	25	14.8
Oregon St.	11/22/2024	*	31:56	15-18	.833	0-2	.000	1-1	1.000	0	8	8	10.2	1	0	0	0	1	31	18.0
vs UMES	11/26/2024	*	24:44	5-11	.455	0-0	.000	2-3	.667	1	10	11	10.3	1	3	1	2	0	12	17.0
vs Kentucky	11/27/2024	*	37:22	5-16	.313	0-1	.000	0-1	.000	3	9	12	10.6	3	1	1	1	0	10	16.0
at Canisius	12/02/2024	*	36:02	7-16	.438	0-1	.000	2-2	1.000	2	5	7	10.1	2	2	3	1	0	16	16.0
at Ohio St.	12/08/2024	*	38:48	7-15	.467	0-0	.000	3-4	.750	5	8	13	10.4	1	1	2	1	0	17	16.1
Bradley	12/12/2024	*	38:57	10-14	.714	1-1	1.000	1-1	1.000	3	7	10	10.4	0	3	2	1	0	22	16.7
Southern Ind.	12/15/2024	*	37:19	8-13	.615	0-0	.000	1-1	1.000	4	12	16	10.9	4	1	4	0	0	17	16.7
Southern U.	12/20/2024	*	38:56	6-12	.500	1-3	.333	1-2	.500	2	13	15	11.3	2	0	3	2	2	14	16.5
Oregon	12/28/2024	*	38:41	4-9	.444	0-2	.000	2-2	1.000	3	7	10	11.2	2	0	3	1	1	10	16.0
Washington	12/31/2024	*	40:00	7-15	.467	0-2	.000	3-4	.750	0	6	6	10.8	1	4	2	0	0	17	16.1
at Minnesota	01/05/2025	*	40:00	2-10	.200	2-4	.500	3-4	.750	2	13	15	11.1	3	1	3	2	0	9	15.6
Iowa	01/09/2025	*	40:00	8-12	.667	0-0	.000	1-1	1.000	3	11	14	11.3	0	3	0	2	2	17	15.7
at Indiana	01/16/2025	*	40:00	9-19	.474	1-2	.500	2-2	1.000	0	8	8	11.1	1	3	1	1	0	21	16.0
Totals			17 592:17	119-220	.541	5-20	.250	29-36	.806	37	151	188	11.1	30	26	27	15	8	272	16.0

Player Averages

Games Played	Minutes/ game	Points/ game	FG Pct	3FG Pct	FT Pct	Rebounds/ game	Assists/ game	Turnovers/ game	Assist/Turnover ratio	Steals/ game	Blocks/ game
17	34.8	16.0	54.1	25.0	80.6	11.1	1.5	1.6	1.0	0.5	0.9

CAREER NUMBERS

SEASON	TEAM	GP-GS	MIN/AVG	Field Goals		3-Point		F-Throws		Rebounds				Scoring						
				FG-FGA	FG%	3FG-3FGA	3FG%	FT-FTA	FT%	OFF	DEF	TOT	AVG	PF-FO	A	TO	BLK	STL	PTS	AVG
2020-21	MSU	22-0	273/12.4	41-76	.539	6-22	.273	5-8	.625	16	48	64	2.9	17-0	15	19	7	11	93	4.2
2021-22	Illini	27-27	794/29.4	81-164	.494	0-22	.000	18-26	.692	94	214	308	11.4	36-0	47	50	19	15	180	6.7
2022-23	Illini	32-32	953/29.8	151-240	.629	0-3	.000	24-37	.649	96	218	314	9.8	77-1	33	39	51	21	326	10.2
2023-24	Illini	34-34	1124/33.1	178-294	.605	9-22	.409	47-57	.825	73	299	372	10.9	74-1	59	53	22	35	412	12.1
2024-25	Illini	17-17	592/34.8	119-220	.541	5-20	.250	29-36	.806	37	151	188	11.1	30-0	26	27	15	8	272	16.0
TOTAL FOR Illini		110-110	3463/31.5	529-918	.576	14-67	.209	118-156	.756	300	882	1182	10.7	217-2	165	169	107	79	1190	10.8
TOTAL		132-110	3736/28.3	570-994	.573	20-89	.225	123-164	.750	316	930	1246	9.4	234-2	180	188	114	90	1283	9.7



## 2024-25 ILLINOIS WOMEN'S BASKETBALL ROSTER

NO.	NAME	HT.	POS.	YR.	HOMETOWN (HS/PREVIOUS COLLEGE)
1	Genesis Bryant	5-6	G	5th	Jonesboro, Ga. (Lovejoy HS/NC State)
2	Cori Allen	5-10	G	So.	Nashville, Tenn. (Montverde Academy FL)
3	Makira Cook	5-6	G	5th	Cincinnati, Ohio (Mount Notre Dame HS/Dayton)
4	Gretchen Dolan	5-11	G	So.	Buffalo, N.Y. (Williamsville South HS)
6	Irene Noya Catoira	6-3	F	Fr.	Vilagarcía de Arousa, Pontevedra, Spain (Institut Joaquim Blume)
8	Jasmine Brown-Hagger	5-9	G	So.	Shorewood, Ill. (Example Academy/Mississippi State)
12	Mia Zenere	5-11	G	Fr.	Mokena, Ill. (Example Academy)
20	Berry Wallace	6-1	F	Fr.	Pickerington, Ohio (Pickerington Central HS)
22	Shay Bollin	6-3	F	Jr.	Raynham, Mass. (Bridgewater-Raynham Regional HS/Duke)
23	Brynn Shoup-Hill	6-3	F	Sr.	Goshen, Ind. (Goshen HS/Dayton)
24	Adalia McKenzie	5-10	G	Sr.	Brooklyn Park, Minn. (Park Center HS)
25	Hayven Smith	6-6	C	Fr.	Frankfort, Ill. (Lincoln-Way East HS)
35	Lety Vasconcelos	6-7	C	So.	Miguel Calmon, Bahia, Brazil (Montverde Academy FL/Baylor)
44	Kendall Bostic	6-2	F	5th	Kokomo, Ind. (Northwestern HS/Michigan State)

## COACHING STAFF

**Head Coach:** Shauna Green (11th year overall, 3rd season at Illinois)

**Associate Head Coach:** Calamity McEntire (3rd season at Illinois)

**Assistant Coaches:** DeAntoine Beasley (3rd season at Illinois), Britney Anderson (2nd season at Illinois), Liza Fruendt (1st season at Illinois)

**Director of Recruiting Operations/Assistant Coach:** Emily Durr (3rd season)

**Director of Operations:** Maya Solomon (3rd season)

**Video & Scouting Operations Coordinator:** Justin Peak (4th season)

**Graduate Assistant:** Nick Erickson (1st season)

**Athletic Trainer:** Autumn Taylor (6th season)

**Strength & Conditioning Coach:** Kilee Fletcher (8th season)

## PRONUNCIATION GUIDE

MAKIRA Cook..... muh-KYE-ruh

Irene NOYA CATOIRA.....

.....NOY-uh cuh-TOYD-uh

Jasmine Brown-HAGGER ..... HAG-ur

MIA ZENERE ..... ME-uh zen-AIR-ee

Shay BOLLIN ..... BOWL-in

Brynn SHOUP-HILL.....SHOOP-hill

ADALIA McKenzie ..... uh-DAL-yuh

Lety VASCONCELOS ..... vas-con-cell-OHS

DEANTOINE Beasley..... dee-AN-twon

LIZA FRUENDT ..... LYE-zuh FRU-indt

MAYA Solomon ..... MY-uh

## ROSTER BREAKDOWN

## BY ELIGIBILITY

5th Years (3): ..... Kendall Bostic  
 ..... Genesis Bryant  
 ..... Makira Cook

Seniors (2): ..... Adalia McKenzie  
 ..... Brynn Shoup-Hill

Junior (1): ..... Shay Bollin

Sophomores (4): ..... Cori Allen  
 ..... Jasmine Brown-Hagger  
 ..... Gretchen Dolan  
 ..... Lety Vasconcelos

Freshmen (4): ..... Irene Noya Catoira  
 ..... Hayven Smith  
 ..... Berry Wallace  
 ..... Mia Zenere

## BY STATE/COUNTRY

Georgia (1): ..... Genesis Bryant

Illinois (3): ..... Jasmine Brown-Hagger  
 ..... Hayven Smith  
 ..... Mia Zenere

Indiana (2): ..... Kendall Bostic  
 ..... Brynn Shoup-Hill

Massachusetts (1): ..... Shay Bollin

Minnesota (1): ..... Adalia McKenzie

New York (1): ..... Gretchen Dolan

Ohio (2): ..... Makira Cook  
 ..... Berry Wallace

Tennessee (1): ..... Cori Allen

Brazil (1): ..... Lety Vasconcelos

Spain (1): ..... Irene Noya Catoira







**GENESIS BRYANT**  
5TH / G / 5'6"  
JONESBORO, GA.  
NC STATE



**CORI ALLEN**  
SO. / G / 5'10"  
NASHVILLE, TENN.  
MONTVERDE ACADEMY (FLA.)



**MAKIRA COOK**  
5TH / G / 5'6"  
CINCINNATI, OHIO  
DAYTON



**GRETCHEN DOLAN**  
SO. / G / 5'11"  
BUFFALO, N.Y.  
WILLIAMSVILLE SOUTH HS



**IRENE NOYA CATOIRA**  
FR. / F / 6'3"  
VILAGARCÍA DE AROUSA, SPAIN  
INSTITUT JOAQUIM BLUME



**JASMINE BROWN-HAGGER**  
SO. / G / 5'9"  
SHOREWOOD, ILL.  
MISSISSIPPI STATE



**MIA ZENERE**  
FR. / G / 5'11"  
MOKENA, ILL.  
EXAMPLE ACADEMY



**BERRY WALLACE**  
FR. / F / 6'1"  
PICKERINGTON, OHIO  
PICKERINGTON CENTRAL HS



**SHAY BOLLIN**  
JR. / F / 6'3"  
RAYNHAM, MASS.  
DUKE



**BRYNN SHOUP-HILL**  
SR. / F / 6'3"  
GOSHEN, IND.  
DAYTON



**ADALIA MCKENZIE**  
SR. / F / 5'10"  
BROOKLYN PARK, MINN.  
PARK CENTER HS



**HAYVEN SMITH**  
FR. / C / 6'6"  
FRANKFORT, ILL.  
LINCOLN-WAY EAST HS



**LETY VASCONCELOS**  
SO. / C / 6'7"  
MIGUEL CALMON, BRAZIL  
BAYLOR



**KENDALL BOSTIC**  
5TH / F / 6'2"  
KOKOMO, IND.  
MICHIGAN STATE



**SHAUNA GREEN**  
HEAD COACH  
3RD YEAR AT ILLINOIS  
11TH YEAR OVERALL



**CALAMITY MCENTIRE**  
ASSOCIATE HEAD COACH



**DEANTOINÉ BEASLEY**  
ASSISTANT COACH



**BRITNEY ANDERSON**  
ASSISTANT COACH



**EMILY DURR**  
ASSISTANT COACH



**LIZA FRUENDT**  
ASSISTANT COACH