



THE RECORD BOOK

INDIVIDUAL RECORDS

RUSHING YARDS

Game: 330, Mikel Leshoure vs. Northwestern, 11/20/2010
Season: 1,697, Mikel Leshoure, 2010
Career: 4,105, Robert Holcombe, 1994-97
1,000-Yard Seasons: 3, Robert Holcombe, 1995-97

RUSHING ATTEMPTS

Game: 49, Robert Holcombe vs. East Carolina, 9/23/1995
Season: 328, Chase Brown, 2022
Career: 943, Robert Holcombe, 1994-97

YARDS PER RUSH

Game: 29.5 (4-118), Kendrick Foster vs. Murray State, 9/3/2016
Season (min. 80 att): 8.5 (128-1,085), Reggie Corbin, 2018
Career (min. 100 att): 6.5 (388-2,539), Rashard Mendenhall, 2005-07

RUSHING TOUCHDOWNS

Game: 8, Howard Griffith vs. SIU, 9/22/1990*
Season: 17, Rashard Mendenhall, 2007 and Mikel Leshoure, 2011
Career: 31, Howard Griffith, 1987-90
 * - NCAA Record

100-YARD RUSHING GAMES

Season: 10, Chase Brown, 2022
Career: 16, Robert Holcombe, 1994-97; Chase Brown, 2019-22
Consecutive: 5, Mikel Leshoure, 11/6-12/29/2010

200-YARD RUSHING GAMES

Season: 2, Howard Griffith, 1990; Rashard Mendenhall, 2007; Chase Brown, 2021
Career: 2, Red Grange, 1923-25; Howard Griffith, 1987-90; Robert Holcombe, 1994-97; Rashard Mendenhall, 2005-07; Chase Brown, 2019-22

PASSING YARDAGE

Half: 344, Dave Wilson (2nd) at Ohio State, 11/8/1980
 340, Nathan Scheelhaase (1st) vs. Southern Illinois, 8/31/2013
Game: 621, Dave Wilson at Ohio State, 11/8/1980
Season: 3,671, Tony Eason, 1982
Career: 8,725, Jack Trudeau, 1981-85

PASS ATTEMPTS

Quarter: 32, Jack Trudeau (4th) at Purdue, 10/12/1985
Half: 44, Jack Trudeau (2nd) at Purdue, 10/12/1985
Game: 69, Dave Wilson at Ohio State, 11/8/1980
Season: 505, Tony Eason, 1982
Career: 1,264, Kurt Kittner, 1998-2001

PASS COMPLETIONS

Game: 43, Dave Wilson at Ohio State, 11/8/1980
Season: 322, Jack Trudeau, 1985
Career: 797, Jack Trudeau, 1981-85

COMPLETION PERCENTAGE

Game (min. 20 attempts):
 .909 (20-22), Tommy DeVito at Nebraska, 10/29/2022
Season: .696 (257-369), Tommy DeVito, 2022
Career: .640 (797-1245), Jack Trudeau, 1981-85

TOUCHDOWN PASSES

Quarter: 4, Wes Lunt vs. Kent State (1st), 9/5/2015;
 3, Wes Lunt vs. Youngstown State (4th), 8/30/2014;
 Jon Beutjer vs. San Jose State (2nd), 9/21/2002;
 Jeff George vs. Indiana (2nd), 11/18/1989; Dave Wilson at Ohio State (3rd), 11/8/1980; Tom O'Connell vs. Washington (1st), 10/11/1952
Half: 5, Dave Wilson at Ohio State (2nd), 11/8/1980;
 Tom O'Connell vs. Washington (1st), 10/11/1952
Game: 6, Dave Wilson at Ohio State, 11/8/1980
Season: 27, Kurt Kittner, 2001
Career: 70, Kurt Kittner, 1998-2001

PASS EFFICIENCY

Game: 308.9, Tom O'Connell vs. Washington, 10/11/1952
Season: 141.61, Wes Lunt, 2014
Career: 133.8, Tony Eason, 1981-82

PASSING YARDS PER GAME

Season: 333.7, Tony Eason, 1982
Career: 300.4, Tony Eason, 1981-82

CONSECUTIVE PASS COMPLETIONS

15, Nathan Scheelhaase vs. Northwestern, 11/30/2013
 14, Tommy DeVito vs. Minnesota (3)/at Nebraska (11), 10/15-10/29/2023
 14, Jason Verduzco vs. Colorado (9)/Southern Illinois (5), 9/15-9/22/1990
 14, Tony Eason at Iowa, 10/30/1982
 13, Nathan Scheelhaase vs. Baylor, 12/29/2010
 12, Nathan Scheelhaase vs. Southern Illinois, 8/31/2013
 12, Johnny Johnson at Wisconsin, 11/19/1994
 11, Nathan Scheelhaase vs. Ohio State, 11/16/2013
 10, Brandon Peters at Connecticut, 9/7/2019
 10, Nathan Scheelhaase at Purdue, 11/23/2013
 10, Nathan Scheelhaase vs. Miami (OH), 9/28/2013
 10, Nathan Scheelhaase vs. Cincinnati, 9/7/2013
 10, Jason Verduzco vs. Northern Illinois, 9/5/1992
 10, Jack Trudeau at Purdue, 10/12/1985
 10, Jack Trudeau at Iowa, 9/29/1984
 10, Tony Eason at Syracuse, 9/18/1982
 10, Dave Wilson at Ohio State, 11/8/1980

CONSECUTIVE PASS COMPLETIONS TO START A GAME

13, Nathan Scheelhaase vs. Baylor, 12/29/2010
 11, Tommy DeVito at Nebraska, 10/29/2023

250-YARD PASSING GAMES

Season: 9, Tony Eason, 1982
Career: 17, Tony Eason, 1981-82
Consecutive: 6, Tony Eason, 10/3-11/7/1981

300-YARD PASSING GAMES

Season: 6, Tony Eason, 1981
Career: 10, Tony Eason, 1981-82
Consecutive: 5, Dave Wilson, 10/18-11/15/1980

400-YARD PASSING GAMES

Season: 3, Dave Wilson, 1980
Career: 3, Dave Wilson, 1980; Tony Eason, 1981-82
Consecutive: 2, Dave Wilson, 11/8-11/15/1980

CONSECUTIVE PASSING STREAKS

Games with touchdown pass:
 16, Jack Trudeau, 11/19/1983-9/21/1985

Passes without an interception:
 215, Jack Trudeau, 9/21-11/9/1985

Passes thrown in a game without an interception:
 66, Jack Trudeau at Purdue, 10/12/1985

Yards gained in two consecutive games: 1,024, Dave Wilson, 1980
 (621 at Ohio State, 11/8/1980; 403 at Indiana, 11/15/1980)

MOST INTERCEPTIONS THROWN

Game: 6, Tom O'Connell vs. Ohio State, 11/15/1952
Season: 19, Tony Eason, 1982
Career: 43, Jack Trudeau, 1981-85

TOTAL OFFENSIVE YARDAGE

Game: 585, Dave Wilson at Ohio State, 11/8/1980
Season: 3,892, Juice Williams, 2008
Career: 10,634, Nathan Scheelhaase 2010-13

MOST OFFENSIVE PLAYS

Game: 76, Dave Wilson at Ohio State, 11/8/1980
Season: 530, Dave Wilson, 1980
Career: 1,845, Nathan Scheelhaase, 2010-13

RECEPTIONS

Game: 16, David Williams at Purdue, 10/12/1985
Season: 101, David Williams, 1984
Career: 262, David Williams, 1983-85

RECEIVING YARDAGE

Game: 268, A.J. Jenkins vs. Northwestern, 10/1/2011
Season: 1,278, David Williams, 1984
Career: 3,392, David Williams, 1983-85

TOUCHDOWN RECEPTIONS

Game: 3, several, last by A.J. Jenkins vs. Northwestern, 10/1/2011
Season: 10, David Williams, 1985; Brandon Lloyd, 2001
Career: 24, David Williams, 1983-85

RECEPTION YARDAGE AVERAGE

(min. 3 receptions)
Game: 41.5 (4-166), Rich Kreitling at Minnesota, 10/18/1958
Season: 29.9 (23-688), Rich Kreitling, 1958
Career: 25.5 (35-891), Rich Kreitling, 1957-58

100-YARD RECEIVING GAMES

Season: 6, David Williams, 1984, 1985; Brandon Lloyd, 2001
Career: 16, David Williams, 1983-85
Consecutive: 4, Steve Hull, 11/9/2013-11/30/2013

POINTS

Game: 48, Howard Griffith vs. Southern Illinois, 9/22/1990
Season: 122, Mikel Leshoure, 2010
Career: 267, Jason Reda, 2004-07

TOUCHDOWNS

Quarter: 4, Red Grange (1st) vs. Michigan, 10/18/1924;
 Howard Griffith (3rd) vs. Southern Illinois, 9/22/1990
Half: 4, Red Grange (1st) vs. Michigan, 10/18/1924;
 Howard Griffith (1st & 2nd) vs. Southern Illinois, 9/22/1990
Game: 8, Howard Griffith vs. Southern Illinois, 9/22/1990
Season: 20, Mikel Leshoure, 2010
Career: 33, Howard Griffith, 1987-90

FIELD GOALS

Game: 5, Dan Beaver vs. Purdue, 10/13/1973; Mike Bass at Wisconsin, 10/23/1982; Chris White vs. Wisconsin, 10/16/1984; Doug Higgins vs. Michigan State, 10/20/1990
Season: 24, Chris White, 1984; Mike Bass, 1982, Derek Dimke, 2010
Career: 53, Chris White, 1983-85

CONSECUTIVE FIELD GOALS

13 Mike Bass, 9/11-10/9/1982
 12 Chris Richardson, 10/9-11/6/1993
 10 Derek Dimke, 12/29/2010-10/1/2011
 10 Derek Dimke, 10/2-10/23/2010
 10 Chris White, 10/6-10/27/1984
 9 Derek Dimke, 11/14/2009-9/18/2010

EXTRA POINTS

Game: 9, Doug Higgins at Northwestern 11/25/1989;
 Neil Rackers vs. Virginia, 12/30/1999
Season: 44, Neil Rackers, 1999
Career: 114, Jason Reda, 2004-07

PUNTING AVERAGE

Game: 58.0, Ryan Frain vs. Purdue, 11/7/2015
Season: 45.4, Steve Weatherford, 2004
Career: 43.8, Blake Hayes, 2017-21

PUNT RETURN AVERAGE

Game (min. 4): 51.0, Dike Eddleman, vs. Minnesota, 10/18/47
Season (min. 8): 32.8, Dike Eddleman, 1947
Career (min. 15): 28.7, Buddy Young, 1944-46

PUNT RETURNS

Game: 7, George Arvanitis vs. Indiana, 11/10/1984;
 Marquis Mosely vs. Akron, 9/21/1996;
 Eugene Wilson vs. Arkansas State, 9/4/1999
Season: 37, George Arvanitis, 1984; Darryl Usher, 1987
Career: 94, Darryl Usher, 1985-87

PUNT RETURN YARDAGE

Game: 125, Red Grange vs. Nebraska, 10/6/1923
Season: 308, Darryl Usher, 1987
Career: 896, Eugene Wilson, 1999-2002

INDIVIDUAL RECORDS

KICKOFF RETURNS

Game: 7, V'Angelo Bentley (93 yards) vs. Ohio State, 11/16/2013
Season: 31, George McDonald-Ashford (736 yards), 1996
 31, V'Angelo Bentley (663 yards), 2013
Career: 86, V'Angelo Bentley (1860 yards), 2012-15

KICKOFF RETURN AVERAGE

Game: 46.3, Greg Foster at Syracuse, 9/30/1978
Season: 29.7, Darryl Usher, 1987
Career: 30.2, Red Grange, 1923-25

KICKOFF RETURN YARDAGE

Game: 170, Mike Bellamy vs. Indiana, 11/18/1989
Season: 736, George McDonald-Ashford, 1996
Career: 1,860, V'Angelo Bentley, 2012-15

KICKOFF RETURN TOUCHDOWNS

Game: 1, last by V'Angelo Bentley (100 yards) vs. Southern Illinois, 8/31/2013
Season: 1, last by V'Angelo Bentley (100 yards) vs. Southern Illinois, 2013
Career: 2, Red Grange, 1923-25

TACKLES

Game: 34, John Sullivan vs. Minnesota, 11/12/1977
Season: 202, John Sullivan, 1977
Career: 595, Dana Howard, 1991-94

TACKLES FOR LOSS

Game: 6, Jeff Weisse vs. Middle Tennessee, 9/12/1998
 6, Jake Hansen vs. Kent State, 9/1/2018
Season: 23, Mike Polosky, 1991; Simeon Rice, 1995
Career: 69, Simeon Rice, 1992-95

QUARTERBACK SACKS

Game: 5, Simeon Rice vs. Washington State, 9/1/1994
Season: 16, Whitney Mercilus, 2011; Simeon Rice, 1994
Career: 44.5, Simeon Rice, 1992-95

INTERCEPTIONS

Game: 4, Mike Gow at Stanford, 9/21/1974
Season: 11, Al Brosky, 1950 & 1951
Career: 30, Al Brosky, 1950-52 (NCAA Record-29*)
Consecutive games with at least one pass interception: 16,
 Al Brosky, 1950-51 (NCAA record-15*), began 11/11/1950 at
 Iowa, ended 10/18/1952 at Minnesota
 * - NCAA did not include bowl game statistics in its records. Brosky
 had one interception in the 1952 Rose Bowl.

INTERCEPTION RETURN YARDAGE

Game: 152, Ron Bess vs. Notre Dame, 10/21/1967
Season: 198, Ron Bess, 1967
Career: 370, Al Brosky, 1950-52

INTERCEPTION TOUCHDOWNS

Game: 1, last by Sydney Brown at Northwestern, 11/26/2022
Season: 2, Mike Gow, 1974; Dave Edwards, 1983;
 Christian Morton, 2001
Career: 3, Mike Gow, 1972-74

FRESHMAN RECORDS

Rushing Yardage: 868, Nathan Scheelhaase, 2010
Passing Yardage: 1,825, Nathan Scheelhaase, 2010
Touchdown Passes: 17, Nathan Scheelhaase, 2010
Consecutive Pass Completions: 13, Nathan Scheelhaase vs.
 Baylor, 12/29/2010
Passing Efficiency: 131.97, Nathan Scheelhaase, 2010
Receptions: 76, Mike Dudek, 2014
Receiving Yardage: 1,038, Mike Dudek, 2014
Touchdown Catches: 6, David Williams, 1983; Mike Dudek, 2014
Points: 84, Matt Eller, 2008
Tackles: 147, Dana Howard, 1991
Interceptions: 5, Craig Swoope, 1982
Quarterback Sacks: 9, Simeon Rice, 1992
Field Goals: 15, Matt Eller, 2008

NCAA RECORDS HELD BY ILLINOIS PLAYERS AND TEAMS

Updated via NCAA Record Book prior to the 2023 season

SCORING

Most Touchdowns in a Game: (T-1st) 8, Howard Griffith vs. Southern Illinois, 9/22/1990
Most Rushing Touchdowns in a Game: (T-1st) 8, Howard Griffith vs. Southern Illinois, 9/22/1990
Most Touchdowns in a Quarter: (T-1st) 4, Howard Griffith vs. Southern Illinois, 9/22/1990, 3rd quarter
Most Points in a Game: (T-1st) 48, Howard Griffith vs. Southern Illinois, 9/22/1990
Most Consecutive Rushes for a TD: (T-1st) 3, Howard Griffith vs. Southern Illinois, 9/22/1990

PASSING

Passing Yards In One Game: (13th), 621, Dave Wilson at Ohio State, 11/8/1980
Career Passing Yards Per Game: (25th), 300.4, Tony Eason, 1981-82

RECEIVING

Career Receptions Per Game: (20th), 7.42, David Williams, 1983-85

DEFENSE

Career Total Tackles Per Game: (T-14th), 10.03, Jerry Schumacher, 2000-02
Career Solo Tackles Per Game: (6th), 6.74, Jerry Schumacher, 2000-02
Season Forced Fumbles: (2nd), 9, Whitney Mercilus, 2011; (T-7th), 7, Jake Hansen, 2019
Season Forced Fumbles Per Game: (2nd), 0.69, Whitney Mercilus, 2011
Career Forced Fumbles: (T-14th), 11, Whitney Mercilus, 2009-11
Career Forced Fumbles Per Game: (12th), 0.297, Whitney Mercilus, 2009-11
Season Sacks: (T-16th), 16.0, Whitney Mercilus, 2011
Career Interceptions: (1st), 29, Al Brosky, 1950-52 (356 yards)
Career Passes Intercepted Per Game: (1st), 1.1, Al Brosky, 1950-52 (29 in 27 games)
Consecutive Games Intercepting a Pass: (1st), 15, Al Brosky (began 11/11/1950 at Iowa; ended 10/18/1952 at Minnesota)
Career Passes Defended Per Game: (1st), 2.15, Eugene Wilson, 1999-2002; (T-6th) 1.39, Christian Morton, 2000-03
Season Passes Defended Per Game: (3rd), 2.64, Eugene Wilson, 2001; (7th) 2.36, Christian Morton, 2001
Career Passes Defended: (2nd), 71, Eugene Wilson, 1999-2002
Season Passes Defended: (5th), 29, Eugene Wilson, 2001; (T-10th), Christian Morton, 26, 2001
Single-Game Passes Defended: (T-9th), 6, Bobby Jackson, vs. Northern Illinois, 9/8/2001
Longest Return of a Defensive Extra Point Attempt: (T-1st), 100, Quintin Parker vs. Wisconsin, 10/28/1989
Single-Game Tackles for Loss: (T-14th), 6.0, Jake Hansen, vs. Kent State, 9/1/2018
Single-Game Blocked Extra Points: (T-2nd), 2, Rob Bain, at Penn State, 10/31/2015

PUNTING

Career Average: (9th), 43.79, Blake Hayes, 2017-21

MISC

Longest game: Illinois 20, #7 Penn State 18 (9 OT) 9/23/2021
Last tie game: Illinois 3, Wisconsin 3, 11/25/1995
Career starts: (1st), 65, Alex Palczewski (2017-22)



Howard Griffith celebrates with teammates after his NCAA record eighth touchdown vs. SIU on 9/22/1990.

STARTER RECORDS

CAREER INDIVIDUAL STARTS

ALL POSITIONS

1.	Alex Palczewski, OL (2017-22)	65
2.	Vederian Lowe, OL (2017-21)	52
3.	Doug Kramer, OL (2017-21)	48
	Nathan Scheelhaase, QB (2010-13)	48
	Ryan McDonald, C (2005-08)	48
	Tim Simpson, OL (1988-91)	48
7.	Mason Monheim, LB (2012-15)	47
	Jeff Allen, OL (2008-11)	47
	Bucky Babcock, OL (2001-04)	47
	Tony Pashos, OL (1999-2002)	47
11.	Chris Norwell, DT (2004-07)	46
12.	Matt Maddox, OL (2003-06)	45
	Marques Sullivan, OL (1997-2000)	45
	Kevin Hardy, LB (1992-95)	45
	Dana Howard, LB (1991-94)	45
16.	Michael Heitz, OL (2011-14)	44
	Juice Williams, QB (2006-09)	44
	Danny Clark, LB (1996-99)	44
	Simeon Rice, LB (1992-95)	44

QUARTERBACKS

1.	Nathan Scheelhaase (2010-13)	48
2.	Juice Williams (2006-09)	44
3.	Kurt Kittner (1998-2001)	39

RUNNING BACKS

1.	Robert Holcombe (1994-97)	38
2.	Thomas Rooks (1983-85)	35
3.	Josh Ferguson (2011-15)	32
4.	Ty Douthard (1993-96)	31

OFFENSIVE LINEMEN

1.	Alex Palczewski, OL (2017-21)	65
	Vederian Lowe, OL (2017-21)	52
3.	Doug Kramer, OL (2017-21)	48
	Ryan McDonald, C (2005-08)	48
	Tim Simpson (1988-91)	48
6.	Jeff Allen (2008-11)	47
	Bucky Babcock (2001-04)	47
	Tony Pashos (1999-2002)	47

WIDE RECEIVER

1.	Jason Dulick (1993-96)	42
2.	Arrelious Benn (2007-09)	35
	David Williams (1983-85)	35

TIGHT END

1.	Matt Cushing (1994-97)	36
2.	Josh Whitman (1997-2000)	26
	Evan Wilson (2010-13)	26
4.	Jon Davis (2011-14)	23
5.	David Olson (1990-93)	22

LINEBACKER

1.	Mason Monheim (2012-15)	47
2.	Kevin Hardy (1992-95)	45
	Dana Howard (1991-94)	45
4.	Danny Clark (1996-99)	44
	Simeon Rice (1992-95)	44

DEFENSIVE LINEMEN

1.	Chris Norwell (2004-07)	46
2.	Derek Walker (2005-08)	42
3.	Akeem Spence (2010-12)	38

DEFENSIVE BACK

1.	Tyrone Washington (1992-95)	40
	Marlon Primous (1988-91)	40
3.	Eaton Spence (2012-15)	39
	Bobby Jackson (1997-2001)	39
	Muhammad Abdullah (1998-2001)	39
	David Edwards (1980-84)	39

SINGLE-SEASON TOTAL TRUE FRESHMEN WITH AT LEAST ONE START

1.	2017	16
2.	2008	9
3.	2006	7
	1980	7
	1977	7
6.	2018	6
7.	1978	5
	1975	5
9.	2016	4
	2010	4
	2005	4
	2003	4
	1998	4
	1997	4
	1986	4

SINGLE-SEASON CUMULATIVE TRUE FRESHMEN STARTS

1.	2017	87
2.	1977	34
3.	2018	33
	2006	33
5.	1980	27
6.	2008	26
7.	1997	18
8.	2009	17
	2005	17
10.	2010	16
	2003	16
	1998	16

SINGLE-GAME TRUE FRESHMEN STARTERS

1.	at South Florida, 9/15/2017	10
2.	vs. Rutgers, 10/14/2017	9
3.	vs. Northwestern, 11/25/2017	8
	at Minnesota, 10/21/2017	8
	at Iowa, 10/7/2017	8
	vs. Nebraska, 9/29/2017	8
7.	at Purdue, 11/4/2017	7
	vs. Wisconsin, 10/28/2017	7
	vs. Western Kentucky, 9/9/2017	7
10.	at Ohio State, 11/18/2017	6
	vs. Indiana, 11/11/2017	6

TRUE FRESHMEN STARTED SEASON OPENER

2018	Daniel Barker (TE)
	Sydney Brown (NB)
	Jartavius Martin (CB)
	Delano Ware (SS)
2017	Bobby Roundtree (DE)
	Tony Adams (CB)
	Bennett Williams (FS)
2016	Darta Lee (OG)
2010	Evan Wilson (TE)
2008	Fred Sykes (WR)
2007	Arrelious Benn (WR)
2006	Jeff Cumberland (TE)
	Vontae Davis (CB)
2003	Lonnie Hurst (WR)
1980	Dana Howard (LB)
	Mark Butkus (DT)
	Terry Cole (DE)
	Dave Edwards (DB)
1977	John Scott (LB)

MOST CONSECUTIVE GAMES WITH ONE OR MORE TRUE FRESHMEN STARTER

1.	10/1/2016-11/24/2018	33 games
----	----------------------	----------



OL Alex Palczewski tied the NCAA record for career starts with his 65th during the 2023 ReliaQuest Bowl.

ILLINI IN BIG TEN RECORDS

Updated from 2023 Big Ten record book

TOTAL OFFENSE

Most Plays in a Game: (T-7th) 76, Dave Wilson at Ohio State, 11/8/1980

Most Plays in a Career: (7th) 1,845, Nathan Scheelhaase, 2010-13
(8th) 1,773, Juice Williams, 2006-09

Most Yards Gained in a Game: (1st) 585, Dave Wilson at Ohio State (-36 run, 621 pass), 11/8/1980

Most Yards Gained in a Career: (10th) 10,634, Nathan Scheelhaase, 2010-13

ALL-PURPOSE (NON-QBS)

Most Plays in a Career: (7th) 1,009, Robert Holcombe, 1994-97

Most Yards Gained in a Game: (3rd) 402, Red Grange vs. MICH, 10/18/1924

RUSHING

Most Attempts in a Game: (T-7th) 49, Robert Holcombe vs. East Carolina (130 yds.), 9/23/1995

Most Attempts in a Career: (7th) 943, Robert Holcombe (4,105 yds.), 1994-97

Most Yards Gained in a Game: (7th) 330, Mikel Leshoure at Northwestern, (33 att.), 11/20/2010

Longest Rushing Play (in Yards): (T-8th) 93, Buddy Young, at Great Lake, 9/20/1944

Most Rushing Touchdowns in a Game: (1st) 8, Howard Griffith vs. Southern Illinois, 9/22/1990
(T-4th) 5, Red Grange vs. Michigan, 10/18/1924

Most Rushing Yards Gained in a Career by a Quarterback: (6th) 2,557, Juice Williams, 2006-09

PASSING

Most Attempts in a Game: (7th) 69, Dave Wilson at Ohio State (43 comp.), 11/8/1980

(9th) 66, Jack Trudeau at Purdue (39 comp.), 10/12/1985

Most Attempts in a Season: (9th) 505, Tony Eason (313 comp.), 1982

(10th) 501, Jack Trudeau (322 comp.), 1985

Most Completions in a Game: (7th) 43, Dave Wilson at Ohio State (69 att.), 11/8/1980

Most Completions in a Season: (6th) 322, Jack Trudeau (501 att.), 1985

Most Completions in a Career: (8th) 797, Jack Trudeau (1,245 att.), 1981-85

Most Yards Gained in a Game: (1st) 621, Dave Wilson at Ohio State (43-69), 11/8/1980

Most Yards Gained in a Season: (6th) 3,671, Tony Eason (313-505), 1982

Highest Completion Percentage in a Game: (T-10th) .696, Tommy DeVito (257-369), 2022

Highest Passing Efficiency in a Game: (7th) 308.9, Tom O'Connell vs. Washington, 10/11/1952

Most Touchdown Passes in a Game: (T-2nd) 6, Dave Wilson at Ohio State, 11/8/1981

RECEIVING

Most Catches in a Game: (T-5th) 16, David Williams vs. Purdue, 10/12/1985

Most Catches in a Season: (3rd) 101, David Williams, 1984

(10th) 92, David Williams, 1985

Most Catches in a Career: (4th) 262, David Williams (3,392 yds), 1983-85

Most Yards Gained in a Game: (6th) 268, A.J. Jenkins (12 rec.) vs. Northwestern, 10/12/2011

Most Yards Gained in a Career: (6th) 3,392, David Williams (262 rec.), 1983-85

SCORING

Most Points in a Game: (1st) 48, Howard Griffith vs. Southern Illinois (8 TD), 9/22/1990

(T-6th) 30, Red Grange vs. Michigan (5 TD), 10/18/1924

(T-6th) 30, Mikel Leshoure at Michigan (5 TD), 11/6/2010

Most Touchdowns in a Game: (1st) 8, Howard Griffith vs. Southern Illinois, 9/22/1990

(T-4th) 5, Red Grange vs. Michigan, 10/18/1924

(T-4th) 5, Mikel Leshoure at Michigan, 11/6/2010

Most Kicking Points in a Game: (T-7th) 17, Chris Richardson at Iowa, 10/16/1993

(T-7th) 17, James McCourt vs. Northwestern, 11/27/2021

Most Field Goals Made in a Game: (T-3rd) 5, Dan Beaver vs. Purdue, 10/10/1973

(T-3rd) 5, Mike Bass at Wisconsin, 10/23/1982

(T-3rd) 5, Chris White vs. Wisconsin, 10/6/1984

(T-3rd) 5, Doug Higgins vs. Michigan State, 10/20/1990

Most Field Goals Made in a Season: (T-5th) 24, Mike Bass, 1982

(T-5th) 24, Chris White, 1984

(T-5th) 24, Derek Dimke, 2010

PUNTING

Most Punts in a Game: (3rd) 18, Les Linberg vs. Army (692 yds), 11/3/1934

(6th) 15, Ralph Ehni at USC (635 yds.) 10/14/1939

(T-8th) 13, Charles Bareither vs. Missouri (494 yds.), 9/28/1968

(T-8th) 13, Brett Larsen vs. Arizona (551 yds.), 9/16/1995

(T-8th) 13, Steve Fitts vs. PSU (482 yds.), 10/30/1999

Most Punts in a Season: (T-3rd) 85, Terry Masar (3,255 yds.), 1971

(9th) 81, Brett Larsen (3,306 yds.), 1995

Most Punts in a Career: (2nd) 326, Blake Hayes (14,275 yds.), 2017-21

Most Punting Yards in a Game: (3rd) 692, Les Lindberg vs. Army (18 punts), 11/3/1934

(5th) 635, Ralph Ehni at USC (15 punts), 10/14/1939

(T-7th) 551, Brett Larsen vs. Arizona (13 punts), 9/16/1995

Most Punting Yards in a Season: (9th) 3,437, Blake Hayes (77 punts), 2019

Most Punting Yards in a Career: (2nd) 14,275, Blake Hayes (326 punts), 2017-21

Longest Punt: (T-8th) 88, Dike Eddleman vs. Iowa, 11/6/1948

PUNT RETURNS

Most Punt Returns in a Game: (T-9th) 8, Eugene Wilson vs. San Diego State (109 yds.), 9/11/1999

Most Punt Returns in a Career: (7th) 93, Eugene Wilson, 1999-2002

(T-8th) 90, Darryl Usher, 1985-87

Longest Play: (T-8th) 92, Dike Eddleman vs. Western Michigan, 11/8/1947

ILLINOIS BIG TEN FOOTBALL CHAMPIONSHIPS

2001	Illinois (7-1)	1946	Illinois (6-1)
1990	Illinois (6-2)	1928	Illinois (4-1)
	Michigan (6-2)	1927	Illinois (5-0)
	Michigan State (6-2)	1923	Illinois (5-0)
	Iowa (6-2)	1919	Illinois (6-1)
1983	Illinois (9-0)	1918	Illinois (4-0)
1963	Illinois (5-1-1)	1915	Illinois (3-0-2)
1953	Illinois (5-1)		Minnesota (3-0-1)
	Michigan State (5-1)	1914	Illinois (6-0)
1951	Illinois (5-0-1)	1910	Illinois (4-0)

KICKOFF RETURNS

Most Kickoff Returns in a Game: (T-6th) 8, Christian Morton at Minnesota (128 yds.), 9/30/2000

Most Touchdowns in a Career: (T-10th) 2, Red Grange, 1923-25

INTERCEPTIONS

Most Interceptions in a Game: (T-1st) 4, Mike Gow at Stanford, 9/21/1974

Most Interceptions in a Season: (T-1st) 11, Al Brosky, 1950

(T-1st) 11, Al Brosky, 1951

(T-4th) 10, Mike Gow, 1973

Most Interceptions in a Career: (1st) 30, Al Brosky, 1950-52

(T-6th) 19, Mike Gow, 1972-74

Most Interception Return Yards in a Game: (1st) 152, Ron Bess vs. Notre Dame (2 int.), 10/21/1967

Most Interception Return Yards in a Season: (6th) 198, Ron Bess (7 int), 1967

(7th) 197, Al Brosky (11 int), 1951

Most Interception Return Yards in a Career: (6th) 356, Al Brosky (30 int.), 1950-52

(9th) 284, Mike Gow (19 int.), 1972-74

Most Interception Touchdowns in a Season: (T-3rd) 2, Mike Gow, 1974

(T-3rd) 2, Dave Edwards, 1983

(T-3rd) 2, Christian Morton, 2001

Most Interception Touchdowns in a Career: (T-3rd) 3, Mike Gow, 1972-74

SACKS

Most Sacks in a Game: (T-2nd) 5, Simeon Rice vs. Washington State, 9/1/1994

(T-10th) 4, Will Davis at Indiana, 9/22/2007

(T-10th) 4, Clay Nurse at Minnesota, 11/7/09

Most Sacks in a Season: (T-5th) 16, Whitney Mercilus, 2011

(T-5th) 16, Simeon Rice, 1994

Most Sacks in a Career: (1st) 44.5, Simeon Rice, 1992-95

TACKLES FOR LOSS

Most Tackles for Loss in a Game: (T-7th) 6, Jeff Weisse vs. Middle Tennessee State, 9/12/1998

(T-7th) 6, Jake Hansen vs. Kent State, 9/1/2018

Most Tackles for a Loss in a Career: (5th) 69, Simeon Rice, 1992-95

FORCED FUMBLES

Most Forced Fumbles in a Game: (T-7th) 2, Whitney Mercilus at Indiana, 10/8/2011

(T-7th) 2, Jamal Milan at Rutgers, 10/15/2016

(T-7th) 2, Stanley Green vs. Michigan State, 11/5/2016

Most Forced Fumbles in a Season: (1st) 9, Whitney Mercilus, 2011

(T-3rd) 7, Jake Hansen, 2019

(T-9th) 5, Jeff Arneson, 1992

(T-9th) 5, Kevin Hardy, 1995

Most Forced Fumbles in a Career: (T-3rd) 13, Simeon Rice, 1992-95

(T-6th) 12, Jake Hansen, 2016-21

(T-8th) 11, Whitney Mercilus, 2009-11

(T-10th) 10, Stanley Green, 2016-19

STARTS

Most Career Starts: (1st) 65, Alex Palczewski, 2017-22

TEAM RECORDS

TOTAL POINTS, SEASON

Rk	Year	G	Pts	PPG	Coach
1.	2010	13	423	32.5	Zook
2.	2001	12	390	32.5	Turner
3.	1999	12	388	32.3	Turner
4.	1902	13	380	29.2	Holt
5.	2007	13	362	27.8	Zook
6.	2013	12	356	29.7	Beckman
7.	2019	13	347	26.7	Smith
	1983	12	347	28.9	White
9.	2002	12	346	28.8	Turner
10.	2008	12	344	28.7	Zook

POINTS PER GAME, SEASON

Rk	Year	G	Pts	Avg	Coach
1.	2010	13	423	32.54	Zook
2.	2001	12	390	32.50	Turner
3.	1999	12	388	32.3	Turner
4.	2013	12	356	29.7	Beckman
5.	1984	11	323	29.4	White
6.	1902	13	380	29.2	Holt
7.	1983	12	347	28.9	White
8.	2002	12	346	28.8	Turner
9.	2008	12	344	28.7	Zook
10.	1982	12	338	28.2	White

POINTS PER GAME, CONFERENCE

Rk	Year	G	Pts	Avg	Coach
1.	2010	8	286	35.8	Zook
2.	1983	9	303	33.7	White
3.	2001	8	261	32.6	Turner
4.	1914	6	187	31.2	Zuppke
5.	1989	8	239	29.9	White
6.	1902	6	178	29.7	Smith
7.	2007	8	221	27.6	Zook
8.	2008	8	219	27.4	Zook
9.	2002	8	212	26.5	Turner
10.	1953	6	154	25.7	R. Eliot

MOST POINTS, GAME

Rk	Pts	Opponent
1.	87	Illinois Wesleyan, 10/5/1912
2.	80	Iowa, 11/27/1902
3.	79	Illinois-Normal, 9/16/1944
	79	Illinois College, 10/19/1895
5.	75	Rolla Mines, 10/9/1915
6.	70	Knox, 10/10/1896
7.	67	Butler, 10/3/1942
8.	66	Northwestern, 11/3/1894
9.	65	at Michigan, 11/6/2010
10.	64	Rush, 10/10/1903

TOTAL OFFENSE PER GAME, SEASON

Rk	Year	G	Yds	Avg	Coach
1.	2002	12	5,356	446.3	Turner
2.	1984	11	4,860	441.8	White
3.	2008	12	5,273	439.4	Zook
4.	2013	12	5,120	426.7	Beckman
5.	2007	13	5,525	425.0	Zook
6.	2001	12	5,041	420.1	Turner
7.	1981	11	4,514	410.4	White
8.	1999	12	4,887	407.3	Turner
9.	1989	12	4,773	397.8	Mackovic
10.	2010	13	5,162	397.1	Zook

TOTAL OFFENSE, SEASON

Rk	Year	G	Yds	Avg	Coach
1.	2007	13	5,525	425.0	Zook
2.	2002	12	5,356	446.3	Turner
3.	2008	12	5,273	439.4	Zook
4.	2010	13	5,162	397.1	Zook
5.	2013	12	5,120	426.7	Beckman
6.	2001	12	5,041	420.1	Turner
7.	2022	13	4,914	378.0	Bielema
8.	2018	12	4,904	408.7	Smith
9.	1999	12	4,887	407.3	Turner
10.	1984	11	4,860	441.8	White

MOST TOTAL OFFENSE, GAME

Rk	Yds	Opponent
1.	723	Illinois-Normal, 9/16/1944
2.	662	at Northwestern, 11/19/1983
3.	659	at Ohio State, 11/8/1980
4.	655	at Minnesota, 11/3/2007
5.	646	Minnesota, 11/3/2018
6.	645	Houston, 9/21/1991
7.	640	at Northwestern, 11/23/1981

8.	612	at Indiana, 11/9/2013
9.	603	vs. Virginia, 12/29/1999
10.	602	San Jose State, 9/21/2002
11.	601	Miami (Ohio), 9/28/2013
12.	600	Arkansas State, 9/14/2002

RUSHING YARDS PER GAME, SEASON

Rk	Year	G	Yds	Avg	Coach
1.	1953	9	2,481	275.7	R. Eliot
2.	2007	13	3,338	256.8	Zook
3.	2010	13	3,199	246.1	Zook
4.	2018	12	2,916	243.0	Smith
5.	1972	11	2,590	235.5	Blackman
6.	1957	9	2,095	232.8	R. Eliot
7.	1955	9	2,084	231.6	R. Eliot
8.	1963	10	2,314	231.4	P. Elliott
9.	1951	10	2,198	219.7	R. Eliot
10.	1965	10	2,176	217.6	P. Elliott
	1956	9	1,958	217.6	R. Eliot

TOTAL RUSHING YARDS, SEASON

Rk	Total	G	YPG	Year
1.	3,338	13	256.8	2007
2.	3,199	13	246.1	2010
3.	2,916	12	243.0	2018
4.	2,590	11	235.5	1972
5.	2,481	9	275.7	1953
6.	2,405	12	200.4	2009
7.	2,340	11	212.7	1971
8.	2,330	11	217.8	1975
9.	2,314	10	231.4	1963
10.	2,274	11	206.7	1973

MOST RUSHING YARDS, GAME

Rk	Yds	Opponent
1.	562	Illinois-Normal, 9/16/1944
2.	519	Northwestern, 11/20/2010
3.	467	Iowa, 10/27/1973
4.	467	South Dakota, 9/26/1942
5.	449	Indiana, 11/5/1949
6.	448	Minnesota, 11/3/2007
7.	432	at Ohio State, 10/10/1953
8.	430	Minnesota, 11/3/2018
9.	429	Iowa, 11/20/1971
10.	420	Minnesota, 10/11/1975

YARDS PASSING PER GAME, SEASON

Rk	Year	G	Yds	Avg	Coach
1.	1981	11	3,398	308.9	White
2.	1980	11	3,227	293.4	White
3.	2013	12	3,452	287.7	Beckman
4.	1984	11	3,130	284.5	White
5.	2002	12	3,388	282.3	Turner
6.	2001	12	3,327	277.3	Turner
7.	1982	12	3,254	271.2	White
8.	2008	12	3,232	269.3	Zook
9.	1991	12	3,066	255.5	Mackovic
10.	2014	13	3,247	249.8	Beckman

TOTAL PASSING, SEASON

Rk	Year	G	Yds	Avg	Coach
1.	2013	12	3,452	287.7	Beckman
2.	1981	11	3,398	308.9	White
3.	2002	12	3,388	282.3	Turner
4.	2001	12	3,327	277.3	Turner
5.	1982	12	3,254	271.2	White
6.	2014	13	3,247	249.8	Beckman
7.	2008	12	3,232	269.3	Zook
8.	1980	11	3,227	293.4	White
9.	1984	11	3,130	284.5	White
10.	1991	12	3,066	255.5	Mackovic

MOST PASSING YARDS, GAME

Rk	Yds	Opponent
1.	621	at Ohio State, 11/8/1980
2.	479	at Wisconsin, 10/23/1982
3.	462	Minnesota, 10/11/2008
4.	456	Western Kentucky, 9/6/2014
5.	451	vs. Missouri, 8/30/2008
6.	450	at Indiana, 11/9/2013
	450	Purdue, 10/4/2014
8.	447	at Northwestern, 11/21/1981
9.	431	at Missouri, 9/14/1991
10.	430	California, 9/20/2003
11.	426	San Jose State, 9/21/2002
12.	425	Purdue, 10/18/1980

FEWEST SACKS ALLOWED, SEASON

Rk	Year	G	Sacks	Avg	Coach
1.	2007	13	16	1.23	Zook
2.	2001	12	16	1.33	Turner
	1991	12	16	1.33	Mackovic
4.	1984	11	15	1.36	White
5.	1989	12	17	1.42	Mackovic
6.	2016	12	20	1.67	Smith
	2015	12	20	1.67	Cubit
8.	2003	12	21	1.75	Turner
	1994	12	21	1.75	Tepper
10.	2000	11	20	1.82	Turner

MOST TURNOVERS FORCED, SEASON (since 2000)

Rk	Year	G	TO	Avg	Coach
1.	2022	13	32	2.5	Bielema
2.	2019	13	28	2.3	Smith
3.	2010	13	27	2.1	Zook
4.	2001	12	26	2.2	Turner
5.	2007	13	25	1.9	Zook
6.	2011	13	22	1.7	Zook

MOST INTERCEPTIONS, SEASON

Rk	Year	G	INT	Avg	Coach
1.	2022	13	24	1.85	Bielema
2.	1964	9	23	2.56	P. Elliott
	1973	11	23	2.09	Blackman
	1966	10	23	2.30	P. Elliott
	1951	10	23	2.30	R. Eliot
6.	1952	9	22	2.44	R. Eliot
7.	1983	12	21	1.75	White
8.	1963	10	20	2.00	P. Elliott
9.	1950	9	19	2.11	R. Eliot
	1965	10	19	1.90	P. Elliott
	1971	11	19	1.73	Blackman

MOST FUMBLE RECOVERIES, SEASON

Rk	Year	G	FR	Avg	Coach
1.	1963	10	24	2.4	P. Elliott
2.	1976	11	22	2.0	Blackman
	1973	11	22	2.0	Blackman
4.	1974	11	21	1.9	Blackman
	1971	11	21	1.9	Blackman
6.	1992	12	20	1.7	Tepper
	1965	10	20	2.0	P. Elliott
	1956	9	20	2.2	R. Eliot
	1953	9	20	2.2	R. Eliot
10.	1981	11	18	1.6	White

MOST SACKS, SEASON (since 1983)

Rk	Year	G	Sacks	Avg	Coach
1.	2011	13	41	3.2	Zook
2.	2007	13	40	3.1	Zook
	2001	12	40	3.3	Turner
4.	1987	11	38	3.5	White
5.	1991	12	37	3.1	Mackovic
	1989	12	37	3.1	Mackovic
	1983	12	37	3.1	White
8.	1985	12	35	2.9	White
9.	2008	12	32	2.7	Zook
10.	1999	12	32	2.7	Turner

MOST TACKLES FOR LOSS, SEASON (since 1970)

Rk	Year	G	TFL	Avg	Coach
1.	1987	11	107	9.7	White
2.	2011	13	103	7.9	Zook
3.	1995	11	97	8.8	Tepper
4.	2016	12	95	7.9	Smith
5.	1999	12	92	7.7	Turner
6.	2019	13	98	7.5	Smith
7.	2001	12	89	7.4	Turner
	2015	12	89	7.4	Cubit
9.	1994	12	88	7.3	Tepper
10.	2007	13	86	6.6	Zook

MOST TFLs PER GAME, SEASON (since 1970)

Rk	Year	G	TFL	Avg	Coach
1.	1987	11	107	9.7	White
2.	1995	11	97	8.8	Tepper
3.	2011	13	103	7.9	Zook
4.	2016	12	9		

TEAM RECORDS

BIGGEST COMEBACK WIN

Conference: 25, at Michigan State, 11/9/2019 (28-3 deficit), 37-34
Nonconference: 20, vs. Rutgers, 9/3/2005 (27-7 deficit), 33-30 at
Fourth Quarter: 21, at Michigan State, 11/9/2019 (31-10 deficit), 37-34

MOST TOUCHDOWNS, GAME

Nonconference: 12, vs. Illinois-Normal, 9/16/1944
Conference: 9, at Michigan, 11/6/2010;
 at Northwestern, 11/25/1989

FEWEST POINTS SCORED, SEASON

Full season: 103, 1978 (7.9), 11 games
Conference: 62, 1978 (7.8), 8 games

FEWEST TOTAL YARDS, SEASON

Full season: 1,578 (945 rushing; 633 passing), 1961, 10 games

FEWEST YARDS RUSHING, GAME

Nonconference: -27, vs. Arizona, 9/18/1993
Conference: 14, Northwestern, 11/30/2019

RUSHING PLAYS, SEASON

Most: 593, 1973 (11 games)
 619, 2010 (13 games)
Fewest: 353, 2016 (12 games)*
 * - 327, 2020 (8 games due to COVID-19 virus)

FIRST DOWNS, GAME (since 1924)

Most: 36 at Ohio State, 11/8/1980
 36 vs. Miami (Ohio), 9/28/2013
Fewest: 5 at Ohio State, 11/18/2017

FIRST DOWNS RUSHING, SEASON

Most: 170, 2007 (13 games)
Fewest: 65, 1997 (11 games)

TOUCHDOWNS RUSHING, SEASON

Most: 29, 2010 (13 games)
Fewest: 5, 2003 (12 games)

PASSES ATTEMPTED, GAME

Most: 69 (43 completed), at Ohio State, 11/8/1980
Fewest: 4 (2 completed), at USC, 10/28/1961

PASSES ATTEMPTED, SEASON

Most: 519 (285 completed), 2015
Fewest: 125 (64 completed), 1977

PASSES COMPLETED, GAME

Most: 43 (69 attempted), at Ohio State, 11/8/1980
Fewest: 1 (8 attempted), vs. Minnesota, 10/21/1961

PASSES COMPLETED, SEASON

Most: 302 (455 attempted), 2013
Fewest: 63 (161 attempted), 1961

FIRST DOWNS PASSING, GAME

Most: 26, at Ohio State, 11/8/1980
Fewest: 0, several times, last vs. Stanford, 9/23/1978

FIRST DOWNS PASSING, SEASON

Most: 154, 2013
Fewest: 31, 1961

PASSES HAD INTERCEPTED, SEASON

Most: 22, 1997
Fewest: 5, 2022

BEST PASS COMPLETION PERCENTAGE, GAME

Nonconference:
 .833, 20-of-24 for 310 yards vs. Arkansas State, 9/14/2002
Conference:
 .909, 20-of-22 for 179 yards at Nebraska, 10/29/2022

PASS COMPLETION PERCENTAGE, SEASON

Highest: .696, 275-of-395, 2022
Lowest: .382, 63-of-161, 1961

PUNTS, GAME

Most: 18, vs. Army, 11/3/1934
Fewest: 0, several times, last time vs. Miami (Ohio), 9/28/2013

PUNTS, SEASON

Most: 86, 1971
Fewest: 45, 1983

YARDAGE PUNTING, GAME

Most: 692, vs. Army, 11/3/1934
Fewest: 0, several times, last time vs. Miami (Ohio) 9/28/2013

PUNTING AVERAGE, SEASON

Highest: 45.1, 2021 (68 punts)
Lowest: 32.5, 1960 (36 punts)

TACKLES FOR LOSS, SEASON

Most: 107, 1987
Fewest: 27, 1996

QUARTERBACK SACKS, SEASON

Most: 41, 2011
Fewest: 10, 1988

GAMES WON/TIED IN LAST TWO MINUTES OR OVERTIME WITH A FIELD GOAL

Date	Score, Opp., Kicker, Dist., Time
10/23/2021	13-13 at Penn State, James McCourt, 39 yds, OT ^{PSU}
11/14/2020	23-20, at Rutgers, James McCourt, 47 yds, :03
10/19/2019	24-23, Wisconsin, James McCourt 39 yds, :00
11/22/2014	16-14, Penn State, David Reisner 36 yds, :08
11/1/2008	27-24, Iowa, Matt Eller, 46 yds., :24
9/30/2006	23-20, Michigan State, Jason Reda, 39 yds., :06
11/16/2002	16-16, Ohio State, John Gockman, 48 yds, :00 ^{OSU}
10/22/1991	10-7, Ohio State, Chris Richardson, 41 yds, :36
10/20/1990	15-13, Michigan State, Doug Higgins, 48 yds, :59
10/29/1988	27-27, Minnesota, Doug Higgins, 44 yds, :01
10/17/1987	16-14, Wisconsin, Doug Higgins, 34 yds, :54
10/5/1985	31-28, Ohio State, Chris White, 38 yds, :00
10/23/1982	29-28, Wisconsin, Mike Bass, 46 yds, :00
9/13/1980	20-17, Michigan State, Mike Bass, 38 yds, :00
10/27/1979	17-17, Minnesota, Kirk Bostrom, 31 yds, 1:37
10/13/1973	15-13, Purdue, Dan Beaver, 32 yds, 1:37
10/30/1926	3-0, Pennsylvania, Frosty Peters, 14 yds, n/a
11/22/1919	9-7, Ohio State, Bob Fletcher, 20 yds, :12
10/16/1915	3-3, Minnesota, Bart Macomber, 24 yds, n/a
11/5/1910	3-0, Indiana, Otto Seiler, drop kick in final minutes
10/15/1910	3-0, Chicago, Otto Seiler, 38 yards, drop kick in final minute, n/a

^{PSU} - won game in ninth overtime

^{OSU} - lost game in overtime

LONGEST OFFENSIVE DRIVES (since 1971)

Time: 9:52, vs. Northwestern (18 plays, 55 yards, missed FG), 11/19/1988

Plays: 20 at Iowa (90 yards, 7:59) 10/1/2005

Yardage: 99, vs. Cincinnati (12 plays, 5:07, TD); vs. Michigan (6 plays, 2:47, TD), 10/21/2009; vs. Syracuse (5 plays, 1:46, TD), 9/16/2006; vs. Ohio State (10 plays, 4:17, TD), 10/7/1989; vs. Wisconsin (4 plays, 1:25, TD), 10/24/1981

CONSECUTIVE GAMES STREAKS

Games Unbeaten:

15, (13-0-2, 10/3/1914-10/7/1916)

Games Won:

13, (10/30/1909-10/21/1911); 13, (10/6/2193-11/1/1924)

Big Ten Conference Games Unbeaten:

12, (12-0-0, 11/13/1982-9/22/1984)

Big Ten Conference Games Won:

12, (11/13/1982-9/22/1984)

Home Games Unbeaten:

17, 16-0-1 (10/1/1927-10/11/1930)

Home Games Won:

16, (9/20/2002-10/14/2003)

Home Big Ten Conference Games Unbeaten:

14, 13-0-1 (10/1/1983-11/23/1985)

Home Big Ten Conference Games Won:

11, (10/1/1983-10/26/1985)

Home Big Ten Conference Games Losses:

18, 10/5/1996-9/5/1998

SCORING

Highest Scoring Illinois Victory:

87-3 vs. Illinois Wesleyan, 10/5/1912

Highest Scoring Game (Combined):

132 (L, 65-67 at Michigan, 11/6/2010 (3 OT))

Largest Illinois Defeat:

63-0 at Chicago, 11/17/1906

63-0 vs. Iowa, 11/17/2018

Lowest-Scoring Illinois Victories: (3-0)

10 times, last at Northwestern (1951)

Lowest-Scoring Illinois Defeats: (3-0)

Four times, last vs. Ohio State (1932)

Lowest-Scoring Illinois Ties: (0-0)

18 times, last vs. Northwestern (1978)

TOP OFFENSIVE PERFORMANCES BY HALF (since 1971)

Team Rushing, First Half

- 303 at Northwestern, 11/20/2010 (at Wrigley Field)
- 255 at Minnesota, 11/3/2007
- 241 vs. Middle Tennessee, 9/12/1998
- 228 at Rutgers, 10/6/2018
- 227 vs. South Dakota State, 9/10/2011

Team Rushing, Second Half

- 312 vs. Michigan, 10/31/2009
- 256 vs. Minnesota, 11/3/2018
- 216 at Northwestern, 11/20/2010 (at Wrigley Field)
- 215 vs. Arkansas State, 9/14/2002
- 215 vs. Charlotte, 10/2/2021
- 213 vs. Houston, 9/21/1991

Team Passing, First Half

- 340 vs. Southern Illinois, 8/31/2013 (Scheelhaese)
- 290 at Michigan, 11/7/1981 (Eason)
- 279 at Northwestern, 11/21/1981 (Eason)
- 277 at Ohio State, 11/8/1980 (Wilson)

Team Passing, Second Half

- 347 vs. Minnesota, 10/11/2008 (J. Williams)
- 344 at Ohio State, 11/8/1980 (Wilson)
- 343 vs. Purdue, 10/18/1980 (Wilson)

Total Offense, First Half

- 408 at Northwestern, 11/19/1983
- 395 at Michigan, 11/7/1981
- 394 vs. Miami (Ohio), 9/28/2013
- 389 at Minnesota, 11/3/2007

Total Offense, Second Half

- 406 vs. Michigan, 10/31/2009
- 393 vs. Arkansas State, 9/14/2002
- 388 vs. Missouri, 8/30/2008

RUSHING RECORDS

CAREER 1,000-YARD RUSHERS

1.	Robert Holcombe, 1994-97	4,105
2.	Chase Brown, 2019-22	3,206
3.	Antoineo Harris, 1999-2002	2,985
4.	Thomas Rooks, 1982-85	2,887
5.	Jim Grabowski, 1963-65	2,878
6.	Rocky Harvey, 1998-2001	2,711
7.	Josh Ferguson, 2011-15	2,586
8.	Mikel Leshoure, 2008-10	2,557
	Juice Williams, 2006-09	2,557
10.	Pierre Thomas, 2003-06	2,545
11.	Rashard Mendenhall, 2005-07	2,539
12.	Howard Griffith, 1987-90	2,485
13.	Reggie Corbin, 2016-19	2,361
14.	Keith Jones, 1984-88	2,194
15.	John Karras, 1949-51	2,135
16.	Chubby Phillips, 1973-76	2,103
17.	Red Grange, 1923-25	2,071
18.	Nathan Scheelhaase, 2010-13	2,066
19.	Rich Johnson, 1966-68	2,058
20.	Jason Ford, 2008-11	1,962
21.	Ty Douthard, 1993-96	1,851
22.	Donovonn Young, 2011-14	1,777
23.	Lonnie Perrin, 1972-75	1,771
24.	J.C. Caroline, 1953-54	1,696
25.	James Coleman, 1975-77	1,573
26.	George Uremovich, 1971-73	1,565
27.	Steve Feagin, 1989-92	1,558
28.	Steve Havard, 1995-99	1,541
29.	E.B. Halsey, 2003-06	1,448
30.	Darrell Robinson, 1969-71	1,357
31.	Buddy Young, 1944, 46	1,296
32.	Mike Epstein, 2017-21	1,276
	Abe Woodson, 1954-56	1,276
34.	Bill Brown, 1958-60	1,269
35.	Ray Wilson, 1983-86	1,250
36.	Daniel Dufrene, 2007-09	1,233
37.	Steve Greene, 1972-75	1,228
38.	Bobby Mitchell, 1955-57	1,109
39.	Dwight Beverly, 1982-83	1,103
40.	Mike Holmes, 1979-80	1,097
41.	Mike Navarro, 1970-72	1,083
42.	Kendrick Foster, 2015-17	1,064
43.	Harry Jefferson, 1954-56	1,032
44.	Ruck Steger, 1946-49	1,026
45.	Ke'Shawn Vaughn, 2015-16	1,024
46.	Carey Davis, 2000-03	1,012
	*Ray Nitschke, 1955-57	998

SEASON RUSHING YARDAGE

1.	Mikel Leshoure, 2010	1,697
2.	Rashard Mendenhall, 2007	1,681
3.	Chase Brown, 2022	1,643
4.	Antoineo Harris, 2002	1,330
5.	Robert Holcombe, 1996	1,281
6.	Jim Grabowski, 1965	1,258
7.	J.C. Caroline, 1953	1,256
8.	Robert Holcombe, 1997	1,253
9.	Keith Jones, 1988	1,196
10.	Howard Griffith, 1990	1,115
11.	Reggie Corbin, 2018	1,085

SINGLE-GAME RUSHING YARDAGE

1.	Mikel Leshoure at Northwestern, 11/20/2010	330
2.	Robert Holcombe at Minnesota, 11/16/1996	315
3.	Howard Griffith vs. Northwestern, 11/24/1990	263
4.	Chase Brown vs. Charlotte, 10/2/2021	257
5.	Jim Grabowski vs. Wisconsin, 11/14/1964	239
6.	Red Grange at Pennsylvania, 10/31/1925	237
7.	Chase Brown at Penn State, 10/23/2021	223
8.	Rocky Harvey vs. Middle Tennessee, 9/12/1998	215
9.	Rashard Mendenhall vs. Indiana, 10/22/2007	214
10.	Reggie Corbin vs. Minnesota, 11/3/2018	213
11.	Red Grange vs. Michigan, 10/18/1924	212
12.	Howard Griffith vs. Southern Illinois, 9/22/1990	208

CAREER YARDS PER RUSH (min. 2,000 yards rushing)

1.	Rashard Mendenhall, 2005-07	6.5 (388-2,539)
2.	Reggie Corbin, 2016-19	6.3 (375-2,361)
3.	Mikel Leshoure, 2008-10	6.0 (424-2,557)
4.	Pierre Thomas, 2003-06	5.6 (453-2,545)
5.	Red Grange, 1923-25	5.35 (388-2,074)
6.	Chase Brown, 2019-22	5.30 (605-3,206)

CAREER RUSHING ATTEMPTS

1.	Robert Holcombe, 1994-97	943
2.	Antoineo Harris, 1999-2002	676
3.	Juice Williams, 2006-09	637
4.	Nathan Scheelhaase, 2010-13	614
5.	Chase Brown, 2022	605
6.	Jim Grabowski, 1963-65	579
7.	Thomas Rooks, 1982-85	560
8.	Rocky Harvey, 1998-2001	545
9.	Rich Johnson, 1966-68	521
10.	Josh Ferguson, 2011-15	505

SEASON RUSHING ATTEMPTS

1.	Chase Brown, 2022	328
2.	Robert Holcombe, 1997	294
3.	Mikel Leshoure, 2010	281
4.	Antoineo Harris, 2002	278
5.	Robert Holcombe, 1995	264
6.	Rashard Mendenhall, 2007	262
7.	Robert Holcombe, 1996	260
8.	Jim Grabowski, 1965	252
9.	Rich Johnson, 1968	243
10.	Keith Jones, 1988	224

SINGLE-GAME RUSHING ATTEMPTS

1.	Robert Holcombe vs. East Carolina, 9/23/1995	49
2.	Antoineo Harris at Northwestern, 11/23/2002	44
3.	Robert Holcombe at Minnesota, 11/16/1996	43
	Darrell Robinson vs. Ohio State, 10/24/1970	43
5.	Chase Brown vs. Minnesota, 10/15/2022	41
6.	Antoineo Harris at Wisconsin, 11/9/2002	40
	Rocky Harvey at Northwestern, 10/3/1998	40
8.	Pierre Thomas vs. Northwestern, 11/20/2004	37
	Howard Griffith vs. Northwestern, 11/24/1990	37
10.	Chase Brown at Indiana, 9/2/2022	36
	Jim Grabowski vs. Purdue, 10/30/1965	36

CAREER RUSHING TOUCHDOWNS

1.	Howard Griffith, 1987-90	31
2.	Jason Ford, 2008-11	26
3.	Robert Holcombe, 1994-97	25
	Thomas Rooks, 1982-85	25
5.	Chubby Phillips, 1973-76	24
	Jim Grabowski, 1963-65	24
	Johnny Karras, 1949-51	24
8.	Mikel Leshoure, 2008-10	23
	Ty Douthard, 1993-96	23
	Red Grange, 1923-25	23
11.	Rashard Mendenhall, 2005-07	22
	Antoineo Harris, 1999-2002	22

SEASON RUSHING TOUCHDOWNS

1.	Mikel Leshoure, 2010	17
	Rashard Mendenhall, 2007	17
3.	Howard Griffith, 1990	15
4.	Johnny Karras, 1951	13
5.	Robert Holcombe, 1996	12
	Red Grange, 1924	12
7.	Keith Jones, 1988	11
8.	Chase Brown, 2022	10
	Steve Havard, 1999	10
	Jim Grabowski, 1964	10

SINGLE-GAME RUSHING TOUCHDOWNS

1.	Howard Griffith vs. Southern Illinois, 9/22/1990	8
2.	Antoineo Harris vs. Indiana, 10/26/2002	4
	Red Grange vs. Michigan, 10/18/1924	4
4.	Several, last by Tommy DeVito at Wisconsin, 10/1/2022	3

CAREER 100-YARD RUSHING GAMES

1.	Chase Brown, 2019-22	16
	Robert Holcombe, 1994-97	16
3.	Jim Grabowski, 1963-65	12
	Mikel Leshoure, 2008-10	12
5.	Red Grange, 1923-25	11
6.	Rashard Mendenhall, 2005-07	10
	Antoineo Harris, 1999-2002	10
8.	Pierre Thomas, 2003-06	9
	Rich Johnson, 1966-68	9
	John Karras, 1949-51	9

SEASON 100-YARD RUSHING GAMES

1.	Chase Brown, 2022	10
2.	Mikel Leshoure, 2010	9
3.	Rashard Mendenhall, 2007	8
4.	Jim Grabowski, 1965	6
	J.C. Caroline, 1953	6
6.	Antoineo Harris, 2002	5
	Robert Holcombe, 1997	5
	Robert Holcombe, 1996	5
	Robert Holcombe, 1995	5
	Rich Johnson, 1968	5
	Jim Grabowski, 1964	5
	Red Grange, 1923	5

CAREER RUSHING YARDS BY A QUARTERBACK

1.	Juice Williams, 2006-09	2,557
2.	Nathan Scheelhaase, 2010-13	2,066
3.	AJ Bush Jr., 2016	733
4.	Fred Custardo, 1963-65	516
5.	Tim Brasic, 2003-2006	498
6.	John Easterbrook, 1958-60	465
7.	Mike Wells, 1970-72	454
8.	Bob Naponic, 1966-68	440
9.	Reilly O'Toole, 2011-2014	420
10.	Isaiah Williams, 2019-20	405

SEASON RUSHING YARDS BY A QUARTERBACK

1.	Nathan Scheelhaase, 2010	868
2.	Juice Williams, 2007	755
3.	AJ Bush Jr., 2016	733
4.	Juice Williams, 2008	719
5.	Nathan Scheelhaase, 2011	624
6.	Juice Williams, 2006	576
7.	Juice Williams, 2009	507
8.	Tim Brasic, 2005	420
9.	Isaiah Williams, 2020	389
10.	Nathan Scheelhaase, 2012	303

SINGLE-GAME RUSHING BY A QUARTERBACK

1.	Isaiah Williams at Rutgers, 11/14/2020	192
2.	AJ Bush Jr. at Nebraska, 11/10/2018	187
3.	Juice Williams vs. Eastern Illinois, 9/6/2008	174
4.	Reilly O'Toole at Northwestern, 11/29/2014	147
5.	Juice Williams vs. Purdue, 11/11/2006	145
6.	Chayce Crouch vs. Purdue, 10/9/2016	142
7.	AJ Bush Jr. vs. Kent State, 9/1/2018	139
8.	Juice Williams vs. Northwestern, 11/17/2007	136
9.	Juice Williams at Minnesota, 11/3/2007	133
10.	Nathan Scheelhaase at Fresno State, 12/3/2010	131

YEARLY RUSHING LEADERS

(Includes bowl games)

1946	Buddy Young	456
1947	Ruck Steger	447
1948	Ruck Steger	265
1949	John Karras	826
1950	Dick Raklovits	709
1951	John Karras	716
1952	Pete Bachouros	484
1953	J. C. Caroline	1,256
1954	J. C. Caroline	440
1955	Harry Jefferson	514
1956	Abe Woodson	599
1957	Ray Nitschke	514
1958	Marshall Starks	303
1959	Bill Brown	504
1960	Bill Brown	531
1961	Al Wheatland	230
1962	Ken Zimmerman	225
1963	Jim Grabowski	616
1964	Jim Grabowski	1,004
1965	Jim Grabowski	1,258
1966	Bill Huston	420
1967	Rich Johnson	768
1968	Rich Johnson	973
1969	Dave Jackson	465
1970	Darrell Robinson	749
1971	John Wilson	543
1972	George Uremovich	611
1973	George Uremovich	519
1974	Chubby Phillips	772
1975	Lonnie Perrin	907
1976	James Coleman	687
1977	James Coleman	715
1978	Wayne Strader	389
1979	Mike Holmes	792
1980	Mike Holmes	305
1981	Calvin Thomas	390
1982	Dwight Beverly	396
1983	Thomas Rooks	863
1984	Thomas Rooks	1,056

RUSHING RECORDS

1985	Thomas Rooks	753
1986	Keith Jones	534
1987	Keith Jones	322
1988	Keith Jones	1,196
1989	Howard Griffith	747
1990	Howard Griffith	1,115
1991	Kameno Bell	664
1992	Darren Boyer	593
1993	Ty Douthard	599
1994	Ty Douthard	765
1995	Robert Holcombe	1,051
1996	Robert Holcombe	1,281
1997	Robert Holcombe	1,253
1998	Rocky Harvey	634
1999	Steve Havard	790
2000	Antoineo Harris	772
2001	Antoineo Harris	629
2002	Antoineo Harris	1,330
2003	E.B. Halsey	525
2004	Pierre Thomas	893
2005	Pierre Thomas	664
2006	Pierre Thomas	755
2007	Rashard Mendenhall	1,681
2008	Juice Williams	719
2009	Mikel Leshoure	734
2010	Mikel Leshoure	1,697
2011	Nathan Scheelhaase	624
2012	Donovonn Young	571
2013	Josh Ferguson	779
2014	Josh Ferguson	735
2015	Ke'Shawn Vaughn	723
2016	Kendrick Foster	720
2017	Mike Epstein	346
2018	Reggie Corbin	1,085
2019	Reggie Corbin	675
2020	Chase Brown	558
2021	Chase Brown	1,005
2022	Chase Brown	1,643

LONGEST RUNS

93	Buddy Young at Great Lakes, 9/30/1944
92	Buddy Young at Pittsburgh, 10/21/1944
89	Harry Jefferson vs. Syracuse, 10/23/1954
86	Rashard Mendenhall at Northwestern, 11/18/2006
84	Antoineo Harris vs. Purdue, 10/12/2002
84	Ray Nitschke vs. Northwestern, 11/23/1957
83	John Karras at Indiana, 10/27/1951
82	Buddy Young at Pittsburgh, 10/21/1944
82	Red Grange at Chicago, 11/8/1924
80	Chase Brown vs. Charlotte, 10/2/2021
80	Reggie Corbin at Wisconsin, 10/20/2018
80	Daniel Dufrene at Ohio State, 11/10/2007
80	Cyril Pinder vs. Duke, 10/23/1965
80	Edgar Nichol vs. Coe, 10/13/1928
79	Jason Ford vs. Michigan, 10/31/2009
79	Rashard Mendenhall vs. USC, 1/1/2008
79	Rashard Mendenhall at Penn State, 10/21/2006
78	Howard Griffith vs. Utah, 9/17/1988
78	Ke'Shawn Vaughn at Purdue, 11/7/2015
77	Reggie Corbin vs. Minnesota, 11/3/2018
76	Dick Rakloviets at UCLA, 10/13/1950
76	Johnny Martin vs. Illinois-Normal, 9/16/1944
75	Josh Ferguson vs. Texas State, 9/20/2014
75	Mike Holmes at Michigan State, 9/8/1979
75	Don Johnson vs. Illinois-Normal, 9/16/1944
75	Gil Berry at Chicago, 10/29/1932
74	Buddy Young vs. Notre Dame, 10/28/1944
73	Reggie Corbin at Rutgers, 10/6/2018
73	John Wilson at Wisconsin, 11/13/1971
73	J.C. Caroline vs. Nebraska, 9/26/1953
72	Dre Brown vs. Minnesota, 11/3/2018
72	Reggie Corbin vs. Minnesota, 11/3/2018
71	Paul Patterson vs. Illinois-Normal, 9/16/1944
71	Don Johnson vs. Illinois-Normal, 9/16/1944
70*	Mikel Leshoure at Northwestern, 11/20/2010
70	Mikel Leshoure vs. Michigan, 10/31/2009
70	Abe Woodson vs. Michigan State, 10/27/1956
70	Dick Rakloviets vs. Missouri, 10/15/1949
70	Jack Pierce vs. Western Michigan, 11/8/1947
70	Eddie Bray at Purdue, 10/2/1943
70	Red Grange vs. Butler, 10/10/1925
69	Reggie Corbin at Maryland, 10/27/2018
69	Pierre Thomas vs. Michigan State, 10/9/2004
69	Morris Virgil vs. Arkansas State, 9/14/2002
69	Bill Brown at Wisconsin, 11/14/1959
69*	Abe Woodson vs. Iowa State, 10/1/1955
69*	Les Lindberg at Northwestern, 11/10/1934

68*	Jason Ford vs. Illinois State, 9/12/2009
68	Thomas Rooks at Northwestern, 11/19/1983
68	Lonnie Perrin vs. Washington State, 10/4/1975
67	Robert Holcombe vs. Indiana, 10/5/1996
67	John Karras vs. Indiana, 10/28/1950
66	Reggie Corbin vs. Nebraska, 9/21/2019
66*	Bill Huston at Michigan, 11/5/1966
66	Red Grange vs. Michigan, 10/18/1924
65	Ke'Shawn Vaughn vs. North Carolina, 9/10/2016
65*	John Karras vs. Indiana, 11/5/1949
65	Red Grange vs. Nebraska, 10/6/1923
65	Ron Kraft vs. Minnesota, 11/24/1917
64*	Isaiah Williams at Penn State, 12/19/20
64	Kendrick Foster vs. Michigan State, 11/5/2016
64	Rashard Mendenhall at Minnesota, 11/3/2007
64	Keith Jones at Wisconsin, 10/15/1988
64	J.C. Caroline at Ohio State, 10/10/1953
64	Buddy Young vs. Iowa, 10/14/1944
64	Eddie McGovern vs. Pittsburgh, 10/16/1943
63*	Mike Epstein vs. Minnesota, 11/7/2020
63	John Karras at Iowa, 10/8/1949
63	Eddie McGovern at Ohio State, 11/13/1943
62*	Mikel Leshoure at Northwestern, 11/20/2010
62	Jason Ford at Michigan, 11/6/2010
62	Pierre Thomas vs. Purdue, 11/11/2006
62	Rocky Harvey vs. Middle Tennessee, 9/2/2000
62*	Chubby Phillips vs. Iowa, 10/27/1973
62	Paul Patterson at Pittsburgh, 10/21/1944
61	Troy Pollard vs. South Dakota State, 9/10/2011
61	Mikel Leshoure vs. Fresno State, 12/5/2009
61	Kurt Kittner vs. Louisville, 9/19/1998
61	Dick Rakloviets at Iowa, 11/11/1950
60	Pierre Thomas vs. Florida A&M, 9/4/2004

* - Nonscoring play

SEASON TRUE FRESHMEN 100-YARD RUSHING GAMES (since 1944)

1.	Buddy Young, 1944*	4
2.	Josh McCray, 2021	2
	Juice Williams, 2006	2
	Rocky Harvey, 1998	2
	Damien Platt, 1993	2

* Note: Buddy Young's stats are incomplete for the 1944 game vs. Great Lakes. He had at least 93 yards on one rush.

TRUE FRESHMEN 100-YARD RUSHING GAMES (since 1944)

215	Rocky Harvey vs. Middle Tennessee, 9/12/1998
180	Ke'Shawn Vaughn at Purdue, 11/7/2015
180	Mitchell Brookins at Northwestern, 11/17/1979
172	Jason Ford vs. Indiana, 10/18/2008
156	Josh McCray at Purdue, 9/25/2021
145	Juice Williams vs. Purdue, 11/11/2006
142	Josh McCray at #7 Penn State, 10/23/2021
139	E.B. Halsey vs. Missouri, 8/30/2003
139	Buddy Young vs. Iowa, 10/14/1944
132	Rocky Harvey at Northwestern, 10/3/1998
132	Buddy Young at Pittsburgh, 10/21/1944
125	Buddy Young vs. Purdue, 10/7/1944
118	Damien Platt vs. Northwestern, 10/30/1993
113	Chubby Phillips vs. Iowa, 10/27/1973
111	Mike Epstein vs. Western Kentucky, 9/9/2017
105	Damien Platt at Iowa, 10/16/1993
103	Juice Williams at Michigan State, 9/30/2006
103	Wayne Strader vs. Indiana, 10/22/1977
102	Marcus Mason at Indiana, 11/8/2003
102	Buddy Young vs. Northwestern, 11/25/1944
101	Robert Holcombe vs. Iowa, 10/15/1994
100	Donovonn Young vs. Western Michigan, 9/24/2011

LONGEST TRUE FRESHMEN RUNS (since 1944)

93	Buddy Young at Great Lakes, 9/30/1944
92	Buddy Young at Pittsburgh, 10/21/1944
82	Buddy Young at Pittsburgh, 10/21/1944
78	Ke'Shawn Vaughn vs. Purdue, 11/7/2015
74	Buddy Young vs. Notre Dame, 10/28/1944
64	Buddy Young vs. Iowa, 10/14/1944
62	Chubby Phillips vs. Iowa, 10/27/1973
61	Kurt Kittner vs. Louisville, 9/19/1998

CAREER RUSHING LEADERS



1. ROBERT HOLCOMBE

Year	Att	Yards	TDs
1994	125	520	4
1995	264	1,051	5
1996	260	1,281	12
1997	294	1,253	4
Career	943	4,105	25



2. CHASE BROWN

2019	3	18	0
2020	104	540	3
2021	170	1,005	5
2022	328	1,643	10
Career	605	3,206	18



3. ANTOINEO HARRIS

1999	37	214	1
2000	192	772	7
2001	169	629	6
2002	278	1,330	8
Career	676	2,985	22



4. THOMAS ROOKS

1982	34	215	4
1983	164	863	8
1984	219	1,056	4
1985	143	753	5
Career	560	2,887	25




5. JIM GRABOWSKI

1963	141	616	7
1964	186	1,004	10
1965	252	1,258	7
Career	579	2,878	24



6. ROCKY HARVEY

1998	134	634	6
1999	143	774	7
2000	123	683	3
2001	145	620	4
Career	545	2,711	20



7. JOSH FERGUSON

2011	14	52	0
2012	75	312	0
2013	141	779	7
2014	146	735	8
2015	129	708	3
Career	505	2,586	18



T-8. MIKEL LESHOURE

2008	35	126	1
2009	108	734	5
2010	281	1,697	17
Career	424	2,557	23



T-8. JUICE WILLIAMS

2006	154	576	2
2007	165	755	7
2008	175	719	5
2009	143	607	3
Career	637	2,557	17



10. PIERRE THOMAS

2003	43	233	2
2004	152	893	8
2005	127	664	5
2006	131	755	5
Career	453	2,545	20

RUSHING RECORDS

KNOWN 100-YARD GAMES PRIOR TO 1945

142	Red Grange vs. Butler, 10/13/1923
104	Red Grange vs. Northwestern, 10/27/1923
101	Red Grange vs. Chicago, 11/3/1923
121	Red Grange vs. Wisconsin, 11/10/1923
150	Red Grange at Ohio State, 11/24/1923
104	Red Grange vs. Butler, 10/11/1924
212	Red Grange vs. Michigan, 10/18/1924
151	Red Grange vs. Iowa, 11/1/1924
196	Red Grange at Chicago, 11/8/1924
237	Red Grange at Pennsylvania, 10/31/1925
103	Red Grange at Ohio State, 11/21/1925
194	Donald Griffin vs. South Dakota 9/26/1942
125	Buddy Young vs. Purdue, 10/7/1944
139	Buddy Young vs. Iowa, 10/14/1944
132	Buddy Young at Pittsburgh, 10/21/1944
102	Buddy Young vs. Northwestern, 11/25/1944

ALL 100-YARD GAMES SINCE 1945

129	Stan Stascia at Wisconsin, 10/20/1945
178	Jack Pierce vs. Iowa, 11/10/1945
123	Art Dufelmeier at Northwestern, 11/23/1946
112	Ruck Steger vs. Pittsburgh, 9/27/1947
103	Ruck Steger vs. Minnesota, 11/1/1947
103	Julius Rykovich vs. UCLA, 1/1/1947
103	Buddy Young vs. UCLA, 1/1/1947
174	Paul Patterson vs. Purdue, 10/23/1948
104	John Karras at Iowa, 10/8/1949
111	John Karras at Purdue, 10/22/1949
121	Burt Schmidt at Purdue, 10/22/1949
122	John Karras vs. Michigan, 10/29/1949
155	John Karras vs. Indiana, 11/5/1949
124	Ron Clark vs. Indiana, 11/5/1949
106	Ron Clark vs. Northwestern, 11/19/1949
114	Dick Raklovits at UCLA, 10/13/1950
183	John Karras vs. Washington, 10/21/1950
143	John Karras vs. Indiana, 10/28/1950
122	Dick Raklovits at Michigan, 11/4/1950
118	John Karras at Northwestern, 11/25/1950
100	Don Stevens vs. Syracuse, 10/13/1951
100	John Karras at Washington, 10/20/1951
135	John Karras at Indiana, 10/27/1951
167	Al Tate at Northwestern, 11/24/1951
150	Bill Tate vs. Stanford, 1/1/1952
137	Pete Bachouros at Iowa, 11/8/1952
141	Clarence DeMoss vs. Northwestern, 11/22/1952
142	J.C. Caroline vs. Nebraska, 9/26/1953
129	J.C. Caroline vs. Stanford, 10/3/1953
152	Mickey Bates at Ohio State, 10/10/1953
192	J.C. Caroline at Ohio State, 10/10/1953
205	J.C. Caroline vs. Minnesota, 10/17/1953
115	Stan Wallace vs. Syracuse, 10/24/1953
157	J.C. Caroline vs. Purdue, 10/31/1953
184	J.C. Caroline vs. Michigan, 11/7/1953
115	J.C. Caroline vs. Penn State, 9/25/1954
173	Harry Jefferson at California, 9/24/1955
123	Harry Jefferson vs. Minnesota, 10/15/1955
173	Bobby Mitchell vs. Michigan, 11/5/1955
113	Bobby Mitchell at Wisconsin, 11/12/1955
107	Bobby Mitchell at Northwestern, 11/19/1955
131	Harry Jefferson at Washington, 10/6/1956
181	Abe Woodson at Minnesota, 10/20/1956
135	Abe Woodson vs. Michigan State, 10/27/1956
170	Ray Nitschke vs. Northwestern, 11/23/1957
106	Bill Brown at Wisconsin, 11/14/1959
109	John Counts vs. Northwestern, 11/21/1959
164	Bill Brown vs. Northwestern, 11/21/1959
104	Jim Grabowski at UCLA, 10/25/1963
101	Sam Price at UCLA, 10/25/1963
125	Jim Grabowski vs. Washington, 1/1/1964
110	Jim Grabowski at California, 9/26/1964
171	Jim Grabowski vs. UCLA, 10/24/1964
239	Jim Grabowski vs. Wisconsin, 11/14/1964
185	Jim Grabowski vs. Michigan State, 11/21/1964
127	Jim Grabowski vs. SMU, 9/25/1965
125	Jim Grabowski at Michigan State, 10/2/1965
100	Fred Custardo at Ohio State, 10/9/1965
186	Jim Grabowski vs. Indiana, 10/16/1965
113	Cyril Pinder vs. Duke, 10/23/1965
163	Jim Grabowski vs. Purdue, 10/30/1965
196	Jim Grabowski at Wisconsin, 11/13/1965
187	Jim Grabowski at Northwestern, 11/20/1965
103	Bill Huston vs. Stanford, 10/22/1966
105	Bill Huston at Michigan, 11/5/1966
116	Rich Johnson vs. Pittsburgh, 9/30/1967
108	Rich Johnson vs. Minnesota, 10/14/1967
157	Rich Johnson at Northwestern, 11/18/1967
134	Rich Johnson at Iowa, 11/25/1967
102	Rich Johnson at Indiana, 10/5/1968
121	Rich Johnson at Minnesota, 10/12/1968
121	Rich Johnson at Michigan, 11/9/1968
119	Rich Johnson vs. Northwestern, 11/16/1968
122	Rich Johnson vs. Iowa, 11/23/1968
113	Davis Jackson at Iowa State, 10/4/1969
187	Darrell Robinson vs. Ohio State, 10/24/1970
163	Darrell Robinson at Purdue, 10/31/1970
110	John Wilson at Wisconsin, 11/13/1971
116	George Uremovich at Wisconsin, 11/13/1971
105	Mike Wells vs. Northwestern, 11/4/1972
104	George Uremovich vs. Indiana, 11/11/1972
142	Lonnie Perrin vs. Indiana, 11/1/1972
149	George Uremovich at California, 9/22/1973
113	Chubby Phillips vs. Iowa, 10/27/1973

121	Steve Greene vs. Indiana, 9/14/1974
125	Chubby Phillips at Stanford, 9/21/1974
127	Chubby Phillips vs. California, 10/5/1974
155	Lonnie Perrin at Northwestern, 11/23/1974
131	Lonnie Perrin vs. Washington St., 10/4/1975
174	Lonnie Perrin vs. Purdue, 10/18/1975
122	Lonnie Perrin at Northwestern, 11/22/1975
152	James Coleman at Missouri, 9/18/1976
122	Rashad Coleman vs. Baylor, 9/25/1976
127	Chubby Phillips vs. Michigan State, 10/23/1976
140	Chubby Phillips vs. Wisconsin, 10/30/1976
118	Chubby Phillips vs. Northwestern, 11/20/1976
103	Charlie Weber at Stanford, 9/24/1977
103	Wayne Strader vs. Indiana, 10/22/1977
101	James Coleman at Northwestern, 11/19/1977
107	Vince Carter vs. Northwestern, 9/9/1978
106	Rich Weiss vs. Wisconsin, 10/14/1978
148	Mike Holmes at Air Force, 9/22/1979
102	Calvin Thomas vs. Iowa, 10/6/1979
195	Mike Holmes at Minnesota, 10/27/1979
180	Mitchell Brookins at Northwestern, 11/17/1979
121	Mike Holmes vs. Michigan State, 9/13/1980
105	Calvin Thomas vs. Air Force, 9/27/1980
117	Dwight Beverly vs. Stanford, 9/17/1983
113	Dwight Beverly at Wisconsin, 10/8/1983
179	Dwight Beverly at Purdue, 10/22/1983
134	Thomas Rooks vs. Indiana, 11/12/1983
138	Thomas Rooks at Northwestern, 11/19/1983
136	Thomas Rooks vs. Michigan State, 9/22/1984
139	Thomas Rooks vs. Wisconsin, 10/6/1984
168	Thomas Rooks at Ohio State, 10/13/1984
110	Thomas Rooks at Michigan, 10/27/1984
137	Thomas Rooks vs. Southern Illinois, 9/14/1985
109	Ray Wilson vs. Indiana, 11/16/1985
163	Thomas Rooks vs. Indiana, 11/16/1985
100	Keith Jones at Indiana, 11/15/1986
126	Lynn McClellan vs. East Carolina, 9/9/1987
148	Howard Griffith vs. Utah, 9/17/1988
186	Keith Jones vs. Utah, 9/17/1988
116	Howard Griffith vs. Purdue, 10/8/1988
128	Keith Jones vs. Purdue, 10/8/1988
149	Keith Jones vs. Indiana, 11/5/1988
105	Keith Jones at Michigan, 11/12/1988
118	Keith Jones vs. Northwestern, 11/19/1988
117	Howard Griffith vs. Ohio State, 10/7/1989
208	Howard Griffith vs. Southern Illinois, 9/22/1990
128	Howard Griffith at Indiana, 11/17/1990
263	Howard Griffith vs. Northwestern, 11/24/1990
107	Kameno Bell vs. East Carolina, 8/31/1991
118	Clinton Lynch vs. Houston, 9/21/1991
110	Steve Feagin at Northwestern, 10/26/1991
102	Kameno Bell vs. Wisconsin, 11/2/1991
114	Kevin Jackson vs. Northwestern, 10/24/1992
125	Kevin Jackson at Purdue, 10/2/1993
105	Damien Platt at Iowa, 10/16/1993
123	Ty Douthard at Michigan, 10/23/1993
118	Damien Platt vs. Northwestern, 10/30/1993
101	Ty Douthard at Penn State, 11/13/1993
126	Ty Douthard vs. Missouri, 9/10/1994
109	Ty Douthard vs. Northern Illinois, 9/17/1994
101	Robert Holcombe vs. Iowa, 10/15/1994
172	Ty Douthard vs. Penn State, 11/12/1994
130	Robert Holcombe vs. East Carolina, 9/23/1995
146	Robert Holcombe vs. Michigan State, 10/14/1995
100	Robert Holcombe vs. Northwestern, 10/28/1995
102	Robert Holcombe at Iowa, 11/4/1995
206	Robert Holcombe vs. Minnesota, 11/21/1995
151	Robert Holcombe vs. Akron, 9/21/1996
182	Robert Holcombe vs. Indiana, 10/5/1996
166	Robert Holcombe at Northwestern, 10/26/1996
106	Robert Holcombe vs. Iowa, 11/2/1996
315	Robert Holcombe at Minnesota, 11/16/1996
165	Robert Holcombe at Louisville, 9/13/1997
163	Robert Holcombe vs. Washington St., 9/20/1997
157	Robert Holcombe at Iowa, 9/27/1997
104	Robert Holcombe vs. Penn State, 10/4/1997
143	Robert Holcombe at Ohio State, 11/15/1997
103	Steve Havard at Washington St., 9/5/1998
175	Steve Havard vs. Middle Tennessee, 9/12/1998
215	Cyril Harvey vs. Middle Tennessee, 9/12/1998
132	Rocky Harvey at Northwestern, 10/3/1998
146	Steve Havard vs. Indiana, 11/7/1998
123	Steve Havard at Louisville, 9/18/1999
106	Rocky Harvey at Michigan, 10/23/1999
102	Rocky Harvey vs. Penn State, 10/30/1999
122	Steve Havard at Ohio State, 11/13/1999
112	Rocky Harvey vs. Virginia, 12/30/1999
128	Rocky Harvey vs. Middle Tennessee, 9/2/2000
142	Antoineo Harris vs. Middle Tennessee, 9/2/2000
124	Rocky Harvey at San Diego State, 9/9/2000
117	Antoineo Harris at San Diego State, 9/9/2000
104	Rocky Harvey vs. Iowa, 10/14/2000
199	Antoineo Harris at Michigan State, 10/28/2000
102	Antoineo Harris vs. Louisville, 9/22/2001
106	Antoineo Harris at Indiana, 10/13/2001
162	Antoineo Harris at Southern Miss, 9/7/2002
195	Antoineo Harris vs. Purdue, 10/12/2002
176	Antoineo Harris vs. Indiana, 10/26/2002
158	Antoineo Harris at Wisconsin, 11/9/2002
178	Antoineo Harris at Northwestern, 11/23/2002
139	E.B. Halsey vs. Missouri, 8/30/2003
102	Marcus Mason at Indiana, 11/8/2003
143	Pierre Thomas vs. FAMU, 9/4/2004
188	Pierre Thomas at Michigan State, 10/9/2004

185	Pierre Thomas vs. Indiana, 11/6/2004
131	Pierre Thomas at Northwestern, 11/20/2004
100	Pierre Thomas at Iowa, 10/1/2005
116	Tim Brasic vs. Wisconsin, 10/29/2005
126	Pierre Thomas vs. Eastern Illinois, 9/2/2006
110	Pierre Thomas at Michigan State, 9/30/2006
103	Juice Williams at Michigan State, 9/30/2006
126	Pierre Thomas vs. Indiana, 10/7/2006
161	Rashard Mendenhall at Penn State, 10/21/2006
145	Juice Williams vs. Purdue, 11/1/2006
105	Pierre Thomas vs. Purdue, 11/1/2006
113	Rashard Mendenhall at Northwestern, 11/18/2006
139	Rashard Mendenhall vs. Western Illinois, 9/8/2007
150	Rashard Mendenhall at Syracuse, 9/15/2007
214	Rashard Mendenhall at Indiana, 9/22/2007
160	Rashard Mendenhall vs. Wisconsin, 10/6/2007
189	Rashard Mendenhall vs. Ball State, 10/27/2007
201	Rashard Mendenhall at Minnesota, 11/3/2007
133	Juice Williams at Minnesota, 11/3/2007
106	Daniel Dufrene at Ohio State, 11/10/2007
136	Juice Williams vs. Northwestern, 11/17/2007
124	Rashard Mendenhall vs. Northwestern, 11/17/2007
155	Rashard Mendenhall vs. USC, 1/1/2008
174	Juice Williams vs. Eastern Illinois, 9/6/2008
124	Daniel Dufrene vs. UL-Lafayette, 9/13/2008
121	Juice Williams at Michigan, 10/4/2008
172	Jason Ford vs. Indiana, 10/18/2008
137	Jason Ford vs. Illinois State, 9/12/2009
122	Mikel Leshoure at Purdue, 10/24/2009
150	Mikel Leshoure vs. Michigan, 10/31/2009
128	Jason Ford vs. Michigan, 10/31/2009
184	Mikel Leshoure vs. Fresno State, 12/5/2009
112	Mikel Leshoure vs. Missouri, 9/4/2010
106	Mikel Leshoure vs. Southern Illinois, 9/11/2010
110	Mikel Leshoure vs. Northern Illinois, 9/18/2010
185	Nathan Scheelhaase vs. Northern Illinois, 9/18/2010
119	Mikel Leshoure at Penn State, 10/9/2010
118	Nathan Scheelhaase vs. Purdue, 10/30/2010
120	Mikel Leshoure at Michigan, 11/6/2010
101	Nathan Scheelhaase at Michigan, 11/6/2010
141	Mikel Leshoure vs. Minnesota, 11/13/2010
330	Mikel Leshoure at Northwestern, 11/20/2010
142	Mikel Leshoure at Fresno State, 12/3/2010
131	Nathan Scheelhaase at Fresno State, 12/3/2010
184	Mikel Leshoure vs. Baylor, 12/29/2010
101	Troy Pollard vs. South Dakota State, 9/10/2011
133	Troy Pollard vs. Western Michigan, 9/24/2011
100	Donovonn Young vs. Western Michigan, 9/24/2011
100	Jason Ford at Penn State, 10/29/2011
101	Nathan Scheelhaase vs. UCLA, 12/31/2011
110	Josh Ferguson at Arizona State, 9/8/2012
124	Donovonn Young vs. Indiana, 10/27/2012
114	Josh Ferguson at Nebraska, 10/5/2013
115	Josh Ferguson at Purdue, 11/23/2013
110	Josh Ferguson vs. Northwestern, 11/30/2013
190	Josh Ferguson vs. Texas State, 9/20/2014
147	Reilly O'Toole at Northwestern, 11/29/2014
138	Josh Ferguson at North Carolina, 9/19/2015
130	Josh Ferguson at Purdue, 11/7/2015
183	Ke'Shawn Vaughn at Purdue, 11/7/2015
105	Josh Ferguson at Minnesota, 11/21/2015
118	Kendrick Foster vs. Murray State, 9/3/2016
116	Ke'Shawn Vaughn vs. North Carolina, 9/10/2016
142	Chayce Crouch vs. Purdue, 10/8/2016
108	Kendrick Foster at Rutgers, 10/15/2016
146	Kendrick Foster vs. Michigan State, 11/5/2016
111	Mike Epstein vs. Western Kentucky, 9/9/2017
105	Mike Epstein vs. Western Illinois, 9/8/2018
113	Mike Epstein vs. South Florida, 9/15/2018
137	Reggie Corbin at Rutgers, 10/6/2018
116	AJ Bush Jr. at Rutgers, 10/6/2018
100	Reggie Corbin at Wisconsin, 10/20/2018
155	Reggie Corbin at Maryland, 10/27/2018
213	Reggie Corbin vs. Minnesota, 11/3/2018
127	AJ Bush Jr. vs. Minnesota, 11/3/2018
187	AJ Bush Jr. at Nebraska, 11/10/2018
144	Reggie Corbin vs. Eastern Michigan, 9/14/2019
134	Reggie Corbin vs. Nebraska, 9/21/2019
131	Dre Brown at Purdue, 10/26/2019
108	Mike Epstein vs. Minnesota, 11/7/2020
131	Chase Brown at Rutgers, 11/14/2020
192	Isaiah Williams at Rutgers, 11/14/2020
110	Chase Brown at Nebraska, 11/21/2020
113	Mike Epstein at Nebraska, 11/21/2020
102	Isaiah Williams at Penn State, 12/19/2020
156	Josh McCray at Purdue, 9/25/2021
257	Chase Brown vs. Charlotte, 10/2/2021
223	Chase Brown at Penn State, 10/23/2021
142	Josh McCray at Penn State, 10/23/2021
147	Chase Brown at Minnesota, 11/6/2021
112	Chase Brown vs. Northwestern, 11/27/2021
151	Chase Brown vs. Wyoming, 8/27/2022
199	Chase Brown at Indiana, 9/2/2022
146	Chase Brown vs. Virginia, 9/10/2022
108	Chase Brown vs. Chattanooga, 9/22/2022
129	Chase Brown at Wisconsin, 10/1/2022
146	Chase Brown vs. Iowa, 10/8/2022
180	Chase Brown vs. Minnesota, 10/15/2022
149	Chase Brown at Nebraska, 10/29/2022
136	Chase Brown vs. Michigan State, 11/5/2022
140	Chase Brown at Michigan, 11/19/2022

RUSHING / TOTAL OFFENSE / ALL-PURPOSE

100-YARD RUSHING DUOS

103: Julius Rykovich; 103: Buddy Young, vs. UCLA, 1/1/1947
 121: Burt Schmidt; 111: John Karras, at Purdue, 10/22/1949
 155: John Karras; 124: Ron Clark, vs. Indiana, 11/5/1949
 192: J.C. Caroline; 152: Mickey Bates, at Ohio State, 10/10/1953
 164: Bill Brown; 109: John Counts, vs. Northwestern, 11/21/1959
 104: Jim Grabowski; 101: Sam Price, at UCLA, 11/25/1963
 116: George Uremovich; 110: John Wilson, at Wisconsin, 11/13/1971
 142: Lonnie Perrin; 104: George Uremovich, vs. Indiana, 11/11/1972
 163: Thomas Rooks; 109: Ray Wilson, vs. Indiana, 11/16/1985
 186: Keith Jones; 148: Howard Griffith, vs. Utah, 9/17/1988
 128: Keith Jones; 116: Howard Griffith, vs. Purdue, 10/8/1988
 215: Rocky Harvey; 175: Steve Havard, vs. MTSU, 9/12/1998
 128: Antoino Harris; 112: Rocky Harvey, vs. MTSU, 9/2/2000
 124: Rocky Harvey; 117: Antoino Harris, at San Diego State, 9/9/2000
 110: Pierre Thomas; 103: Juice Williams, at Michigan State, 9/30/2006
 145: Juice Williams; 105: Pierre Thomas, vs. Purdue, 11/11/2006
 201: Rashard Mendenhall; 133: Juice Williams, at Minnesota, 11/3/2007
 136: Juice Williams; 124: Rashard Mendenhall, vs. Northwestern, 11/17/2007
 150: Mikel Leshoure; 128: Jason Ford vs. Michigan, 10/31/2009
 180: Mikel Leshoure; 115: Nathan Scheelhaase vs. N. Illinois, 9/18/2010
 120: Mikel Leshoure; 101: Nathan Scheelhaase at Michigan, 11/6/2010
 142: Mikel Leshoure; 131: Nathan Scheelhaase at Fresno State, 12/3/2010
 133: Troy Pollard; 100: Donovan Young vs. Western Michigan, 9/24/2011
 180: Ke'Shawn Vaughn; 133: Josh Ferguson at Purdue, 11/7/2015
 137: Reggie Corbin; 116: AJ Bush Jr at Rutgers, 10/6/2018
 213: Reggie Corbin; 127: AJ Bush Jr vs. Minnesota, 11/3/2018
 192: Isaiah Williams; 131: Chase Brown at Rutgers, 11/14/2020
 113: Mike Epstein; 110: Chase Brown at Nebraska, 11/21/2020
 223: Chase Brown; 142: Josh McCray at Penn State, 10/23/2021

CAREER TOTAL OFFENSE YARDAGE

	Rush	Pass	Total
1. Nathan Scheelhaase, 2010-13	2,066	8,568	10,634
2. Juice Williams, 2006-09	2,557	8,037	10,594
3. Kurt Kittner, 1998-2001	158	8,722	8,880
4. Jack Trudeau, 1981-85	85	8,725	8,640
5. Jason Verduzco, 1989-92	-276	7,532	7,256
6. Tony Eason, 1981-82	-29	7,031	7,002
7. Wes Lunt, 2014-16	-298	5,900	5,602
8. Johnny Johnson, 1992-94	65	5,293	5,358
9. Jon Beutjer, 2002-04	-32	5,190	5,158
10. Jeff George, 1988-89	-422	5,189	4,767

SEASON TOTAL OFFENSE YARDAGE

	Rush	Pass	Total
1. Juice Williams, 2008	719	3,173	3,892
2. Tony Eason, 1982	0	3,671	3,671
3. Nathan Scheelhaase, 2013	271	3,272	3,543
4. Tony Eason, 1981	-29	3,360	3,331
5. Jack Trudeau, 1985	-18	3,339	3,321
6. Kurt Kittner, 2001	-14	3,256	3,242
7. Jason Verduzco, 1991	-31	3,014	2,983
8. Dave Wilson, 1980	-194	3,154	2,960
9. Jack Trudeau, 1984	73	2,724	2,797
10. Kurt Kittner, 1999	83	2,702	2,785

SINGLE-GAME TOTAL OFFENSE YARDAGE

1. Dave Wilson at Ohio State, 11/8/1980	585
2. Juice Williams vs. Minnesota, 10/11/2008	503
3. Nathan Scheelhaase at Indiana, 10/9/2013	495
4. Tony Eason at Wisconsin, 10/23/1982	480
5. Nathan Scheelhaase vs. Northwestern, 10/1/2011	461
Juice Williams vs. Missouri, 8/30/2008	461
7. Tony Eason at Northwestern, 11/21/1981	450
8. Jason Verduzco at Missouri, 9/14/1991	445
9. Wes Lunt vs. Western Kentucky, 9/6/2014	439
10. Juice Williams at Michigan, 10/4/2008	431
Jon Beutjer vs. San Jose State, 9/21/2002	431

YEARLY TOTAL OFFENSE LEADERS

(includes bowl games)

	Rush	Pass	Total
1970 Mike Wells	-5	906	901
1971 Mike Wells	194	1,007	1,201
1972 Mike Wells	287	837	1,124
1973 Jeff Hollenbach	-59	916	857
1974 Jeff Hollenbach	-64	1,037	973
1975 Kurt Steger	163	1,136	1,299
1976 Kurt Steger	15	1,243	1,258
1977 James Coleman	715	4	719
1978 Rich Weiss	297	665	962

1979 Lawrence McCullough	-104	1,254	1,150
1980 Dave Wilson	-194	3,154	2,960
1981 Tony Eason	-29	3,360	3,331
1982 Tony Eason	0	3,671	3,671
1983 Jack Trudeau	-134	2,624	2,490
1984 Jack Trudeau	73	2,724	2,797
1985 Jack Trudeau	-18	3,339	3,321
1986 Shane Lamb	32	1,414	1,446
1987 Scott Mohr	-138	1,436	1,298
1988 Jeff George	-240	2,451	2,211
1989 Jeff George	-182	2,738	2,556
1990 Jason Verduzco	-183	2,567	2,384
1991 Jason Verduzco	-31	3,014	2,983
1992 Jason Verduzco	-44	1,779	1,735
1993 Johnny Johnson	159	1,688	1,847
1994 Johnny Johnson	-2	2,495	2,493
1995 Robert Holcombe	1,051	0	1,051
1996 Scott Weaver	-189	1,701	1,512
1997 Robert Holcombe	1,253	0	1,253
1998 Kurt Kittner	28	782	810
1999 Kurt Kittner	83	2,702	2,785
2000 Kurt Kittner	61	1,982	2,043
2001 Kurt Kittner	-14	3,256	3,242
2002 Jon Beutjer	7	2,511	2,518
2003 Jon Beutjer	-41	1,597	1,556
2004 Jon Beutjer	-2	1,082	1,080
2005 Tim Brasic	420	1,979	2,399
2006 Juice Williams	576	1,489	2,065
2007 Juice Williams	755	1,743	2,498
2008 Juice Williams	719	3,173	3,892
2009 Juice Williams	507	1,632	2,139
2010 Nathan Scheelhaase	868	1,825	2,693
2011 Nathan Scheelhaase	624	2,110	2,734
2012 Nathan Scheelhaase	303	1,361	1,664
2013 Nathan Scheelhaase	271	3,272	3,543
2014 Wes Lunt	-80	1,763	1,683
2015 Wes Lunt	-153	2,761	2,608
2016 Wes Lunt	-65	1,376	1,311
2017 Jeff George Jr.	-81	1,273	1,192
2018 AJ Bush Jr.	733	1,413	2,146
2019 Brandon Peters	213	1,884	2,097
2020 Isaiah Williams	389	393	782
2021 Brandon Peters	0	1,170	1,170
2022 Tommy DeVito	35	2,650	2,685

CAREER ALL-PURPOSE YARDAGE

1. Robert Holcombe, 1994-97	4,737
2. Josh Ferguson, 2012-15	4,474
3. Pierre Thomas, 2003-06	4,451
4. Keith Jones, 1985-88	4,206
5. Chase Brown, 2019-22	3,729
6. Arrelious Benn, 2007-09	3,613
7. Thomas Rooks, 1982-85	3,501
8. Chubby Phillips, 1973-76	3,380
9. Howard Griffith, 1987-90	3,264
10. Red Grange, 1923-25	3,263

SEASON ALL-PURPOSE YARDAGE

1. Rashard Mendenhall, 2007	1,999
2. Mikel Leshoure, 2010	1,893
3. Chase Brown, 2022	1,883
4. Keith Jones, 1988	1,818
5. Arrelious Benn, 2008	1,668
6. Pierre Thomas, 2004	1,665
7. Robert Holcombe, 1997	1,530
8. Robert Holcombe, 1996	1,522
9. Darryl Usher, 1982	1,470
10. Antoino Harris, 2002	1,459

SINGLE-GAME ALL-PURPOSE YARDAGE

1. Red Grange, Michigan, 10/18/1924	402
2. Mikel Leshoure, at Northwestern, 11/20/2010	341
3. A.J. Jenkins, Northwestern, 10/1/2011	328
4. Robert Holcombe, Minnesota, 11/16/1996	315
5. Red Grange, Pennsylvania, 10/31/1925	306
6. Red Grange, Chicago, 11/8/1924	300
7. Pierre Thomas, Michigan State, 10/9/2004	288
8. Chase Brown vs. Charlotte, 10/2/2021	274
9. Robert Holcombe, Indiana, 10/5/1996	266
10. Howard Griffith, Northwestern, 11/24/1990	263
11. J.C. Caroline, Michigan, 11/7/1953	258

YEARLY ALL-PURPOSE YARD LEADERS

(includes bowl games)

1963 Jim Grabowski	637
1964 Jim Grabowski	1,105
1965 Jim Grabowski	1,280
1966 John Wright, Sr.	831
1967 Rich Johnson	779
1968 Rich Johnson	969
1969 Dave Jackson	930
1970 Darrell Robinson	756
1971 John Wilson	748
1972 George Uremovich	988
1973 George Uremovich	646
1974 Chubby Phillips	1,047
1975 Lonnie Perrin	1,100
1976 James Coleman	1,134
1977 James Coleman	1,352
1978 Greg Foster	562
1979 Mike Holmes	919
1980 Mike Martin	923
1981 Darryl Wilson	859
1982 Mike Martin	1,038
1983 Thomas Rooks	1,020
1984 David Williams	1,278
1985 Thomas Rooks	1,065
1986 Keith Jones	1,194
1987 Darryl Usher	1,470
1988 Keith Jones	1,818
1989 Mike Bellamy	1,386
1990 Howard Griffith	1,277
1991 Kameno Bell	1,290
1992 Darren Boyer	892
1993 Ty Douthard	1,005
1994 Ty Douthard	1,129
1995 Robert Holcombe	1,121
1996 Robert Holcombe	1,522
1997 Robert Holcombe	1,530
1998 Rocky Harvey	1,117
1999 Rocky Harvey	1,210
2000 Rocky Harvey	913
2001 Brandon Lloyd	1,173
2002 Antoino Harris	1,459
2003 E.B. Halsey	1,285
2004 Pierre Thomas	1,665
2005 Pierre Thomas	1,350
2006 Pierre Thomas	1,057
2007 Rashard Mendenhall	1,999
2008 Arrelious Benn	1,668
2009 Mikel Leshoure	911
2010 Mikel Leshoure	1,893
2011 A.J. Jenkins	1,381
2012 Josh Ferguson	907
2013 Josh Ferguson	1,351
2014 Josh Ferguson	1,162
2015 Josh Ferguson	988
2016 Kendrick Foster	1,328
2017 Kendrick Foster	587
2018 Reggie Corbin	1,261
2019 Dre Brown	1,299
2020 Chase Brown	666
2021 Chase Brown	1,147
2022 Chase Brown	1,883

PASSING RECORDS

CAREER PASSING YARDAGE

1. Jack Trudeau, 1981-85	8,725
2. Kurt Kittner, 1998-2001	8,722
3. Nathan Scheelhaase, 2010-13	8,568
4. Juice Williams, 2006-09	8,037
5. Jason Verduzco, 1989-92	7,532
6. Tony Eason, 1981-82	7,031
7. Wes Lunt, 2014-16	5,900
8. Johnny Johnson, 1992-95	5,293
9. Jon Beutjer, 2002-04	5,190
10. Jeff George, 1988-89	5,189

SEASON PASSING YARDAGE

1. Tony Eason, 1982	3,671
2. Tony Eason, 1981	3,360
3. Jack Trudeau, 1985	3,339
4. Nathan Scheelhaase, 2013	3,272
5. Kurt Kittner, 2001	3,256
6. Juice Williams, 2008	3,173
7. Dave Wilson, 1980	3,154
8. Jason Verduzco, 1991	3,014
9. Wes Lunt, 2015	2,761
10. Jeff George, 1989	2,738

SINGLE-GAME PASSING YARDAGE

1. Dave Wilson, at Ohio St., 11/8/1980	621
2. Tony Eason, at Wisconsin, 10/23/1982	479
3. Juice Williams, vs. Minnesota, 10/11/2008	462
4. Wes Lunt vs. Western Kentucky, 9/6/2014	456
5. Juice Williams, vs. Missouri, 8/30/2008	451
6. Nathan Scheelhaase, at Indiana, 19/9/2013	450
7. Jason Verduzco, at Missouri, 9/14/1991	431
8. Jon Beutjer, vs. California, 9/20/2003	430
9. Jon Beutjer, vs. San Jose St., 9/21/2002	426
10. Dave Wilson, vs. Purdue, 10/18/1980	425
11. Tony Eason, vs. Alabama, 12/29/1982 (Liberty)	423
12. Nathan Scheelhaase, vs. Southern Illinois, 8/31/2013	416
13. Jack Trudeau, at Purdue, 10/12/1985	413
14. Tony Eason, at Northwestern, 11/21/1981	409
15. Dave Wilson, at Indiana, 11/15/1980	403
16. Kurt Kittner, vs. Wisconsin, 11/20/2001	401
Jack Trudeau, vs. Army, 12/31/1985 (Peach)	401

CAREER PASS COMPLETIONS

1. Jack Trudeau, 1981-85	797
2. Nathan Scheelhaase, 2010-13	775
3. Kurt Kittner, 1998-2001	682
4. Jason Verduzco, 1989-92	678
5. Juice Williams, 2006-09	606
6. Tony Eason, 1981-82	561
7. Wes Lunt, 2014-16	550
8. Jeff George, 1988-89	474
9. Jon Beutjer, 2002-04	462
10. Johnny Johnson, 1992-95	432

SEASON PASS COMPLETIONS

1. Jack Trudeau, 1985	322
2. Tony Eason, 1982	313
3. Nathan Scheelhaase, 2013	287
4. Wes Lunt, 2015	270
5. Tommy DeVito, 2022	257
6. Jason Verduzco, 1991	252
7. Tony Eason, 1981	248
8. Jack Trudeau, 1984	247
9. Dave Wilson, 1980	245
10. Jeff George, 1989	242

SINGLE-GAME PASS COMPLETIONS

1. Dave Wilson, at Ohio State, 11/8/1980	43
2. Jack Trudeau, at Purdue, 10/12/1985	39
3. Nathan Scheelhaase, at Indiana, 11/9/2013	38
Jack Trudeau, vs. Army, 12/31/1985 (Peach)	38
5. Tony Eason, at Wisconsin, 10/23/1982	37
6. Wes Lunt vs. Western Kentucky, 9/6/2014	35
Jon Beutjer, vs. California, 9/20/2003	35
Jeff George, vs. Michigan State, 10/22/1988	35
Tony Eason, vs. Alabama, 12/29/1982 (Liberty)	35
Dave Wilson, vs. Purdue, 10/18/1980	35

CAREER PASS ATTEMPTS

1. Kurt Kittner, 1998-01	1,264
2. Jack Trudeau, 1981-85	1,245
3. Nathan Scheelhaase, 2010-13	1,231
4. Juice Williams, 2006-09	1,136
5. Jason Verduzco, 1989-92	1,083
6. Wes Lunt, 2014-16	954
7. Tony Eason, 1981-82	911
8. Johnny Johnson, 1992-95	819
9. Jeff George, 1988-89	789
10. Jon Beutjer, 2002-04	773

SEASON PASS ATTEMPTS

1. Tony Eason, 1982	505
2. Jack Trudeau, 1985	501
3. Wes Lunt, 2015	481
4. Dave Wilson, 1980	463
5. Nathan Scheelhaase, 2013	430
6. Jason Verduzco, 1991	420
7. Kurt Kittner, 2001	409
8. Tony Eason, 1981	406
9. Jeff George, 1988	403
10. Kurt Kittner, 1999	396

SINGLE-GAME PASS ATTEMPTS

1. Dave Wilson at Ohio State, 11/8/1980	69
2. Jack Trudeau at Purdue, 10/12/1985	66
3. Dave Wilson vs. Minnesota, 11/1/1980	59
4. Jason Verduzco at Missouri, 9/14/1991	58
Tony Eason vs. Pittsburgh, 9/25/1982	58
Dave Wilson vs. Purdue, 10/18/1980	58
7. Nathan Scheelhaase, at Indiana, 11/9/2013	57
Jon Beutjer vs. California, 9/20/2003	57
9. Jeff George vs. Michigan State, 10/22/1988	55
Jack Trudeau vs. Army, 12/31/1985 (Peach)	55
Tony Eason vs. Alabama, 12/29/1982 (Liberty)	55

CAREER COMPLETION PERCENTAGE (min. 500 att.)

1. Jack Trudeau, 1981-85	64.02 (797-1,245)
2. Nathan Scheelhaase, 2010-13	62.96 (775-1,231)
3. Jason Verduzco, 1989-92	62.60 (678-1,083)
4. Tony Eason, 1981-82	61.58 (561-911)
5. Jeff George, 1988-89	60.07 (474-789)

SEASON COMPLETION PERCENTAGE

1. Tommy DeVito, 2022	69.65 (257-369)
2. Nathan Scheelhaase, 2013	66.74 (287-430)
3. Jack Trudeau, 1984	65.34 (247-378)
4. Jason Verduzco, 1992	65.25 (184-282)
5. Jason Verduzco, 1990	64.55 (213-330)
6. Jack Trudeau, 1985	63.68 (284-446)
7. Wes Lunt, 2014	63.49 (153-241)
8. Nathan Scheelhaase, 2011	63.23 (184-291)
9. Jon Beutjer, 2003	63.04 (162-257)
10. Jeff George, 1989	62.69 (242-386)

CAREER TOUCHDOWN PASSES

1. Kurt Kittner, 1998-2001	70
2. Juice Williams, 2006-09	56
3. Nathan Scheelhaase, 2010-13	55
Jack Trudeau, 1981-85	55
5. Jason Verduzco, 1989-92	42
6. Jon Beutjer, 2002-04	39
7. Tony Eason, 1981-82	38
8. Wes Lunt, 2014-16	36
9. Johnny Johnson, 1992-95	35
10. Jeff George, 1988-89	31

SEASON TOUCHDOWN PASSES

1. Kurt Kittner, 2001	27
2. Kurt Kittner, 1999	24
3. Juice Williams, 2008	22
Jeff George, 1989	22
5. Nathan Scheelhaase, 2013	21
Jon Beutjer, 2002	21
7. Tony Eason, 1981	20
8. Johnny Johnson, 1994	19
Jack Trudeau, 1983	19
Dave Wilson, 1980	19

SINGLE-GAME TOUCHDOWN PASSES

1. Dave Wilson at Ohio State, 11/8/1980	6
2. Nathan Scheelhaase vs. Miami (Ohio), 9/28/2013	5
Reilly O'Toole vs. Charleston Southern, 9/15/2012	5
Juice Williams vs. Missouri, 8/30/2008	5
Jeff George vs. Indiana, 11/18/1989	5
Tom O'Connell vs. Washington, 10/11/1952	5
7. 22 times, last Brandon Peters at Connecticut, 9/7/2019	4

CAREER PASSING EFFICIENCY

1. Tony Eason, 1981-82	133.8
2. Jack Trudeau, 1981-85	130.4
3. Nathan Scheelhaase, 2010-13	130.2
4. Jason Verduzco, 1989-92	130.0
5. Jon Beutjer, 2002-04	126.8
6. Kurt Kittner, 1998-2001	124.8
7. Jeff George, 1988-89	122.8
8. Brandon Peters, 2019-21	122.5
9. Reilly O'Toole, 2011-2014	122.1
10. Juice Williams, 2006-09	121.1

SEASON PASSING EFFICIENCY

1. Wes Lunt, 2014	141.6
2. Tommy DeVito, 2022	141.2
3. Nathan Scheelhaase, 2013	140.7
4. Tony Eason, 1981	140.0
5. Jon Beutjer, 2002	138.9
6. Juice Williams, 2008	138.1
7. Johnny Johnson, 1994	137.6
8. Jack Trudeau, 1984	136.3
9. Kurt Kittner, 2001	135.8
10. Jeff George, 1989	134.9

SINGLE-GAME PASS EFFICIENCY

1. Tom O'Connell vs. Washington, 10/11/1952	308.9
2. Jeff George at Northwestern, 11/25/1989	271.6
3. Jason Verduzco vs. Houston, 9/21/1991	247.9
4. Jon Beutjer vs. Arkansas State, 9/14/2002	247.8
5. Johnny Johnson vs. Iowa, 10/15/1994	238.3
6. Nathan Scheelhaase vs. Purdue, 10/30/2010	227.9
7. Nathan Scheelhaase vs. Southern Illinois, 9/11/2010	221.3
8. Juice Williams vs. Indiana, 10/18/2008	221.2
9. Reilly O'Toole vs. Charleston Southern, 9/15/2012	220.9
10. Jon Beutjer vs. Florida A&M, 9/4/2004	213.6

YEARLY PASSING LEADERS

(Includes bowl games)

Year	Player	Comp	Yds.
1946	Perry Moss	23	298
1947	Perry Moss	71	719
1948	Bernie Krueger	52	703
1949	Bernie Krueger	42	477
1950	Fred Major	32	464
1951	Tom O'Connell	62	692
1952	Tom O'Connell	133	1,761
1953	Elyr Falkenstein	36	577
1954	Em Lindbeck	38	476
1955	Em Lindbeck	39	588
1956	Hiles Stout	20	278
1957	Tom Haller	51	675
1958	John Easterbrook	34	656
1959	Mel Meyers	32	495
1960	John Easterbrook	40	538
1961	Dave McGann	27	269
1962	Mike Taliaferro	80	1,139
1963	Mike Taliaferro	35	450
1964	Fred Custardo	86	1,012

PASSING RECORDS

1965	Fred Custardo	90	1,124
1966	Bob Naponic	70	998
1967	Dean Volkman	77	1,005
1968	Bob Naponic	83	813
1969	Steve Livas	42	705
1970	Mike Wells	71	906
1971	Mike Wells	84	1,007
1972	Mike Wells	76	837
1973	Jeff Hollenbach	78	916
1974	Jeff Hollenbach	64	1,037
1975	Kurt Steger	80	1,136
1976	Kurt Steger	87	1,243
1977	Mike McCray	36	418
1978	Rich Weiss	58	665
1979	Lawrence McCullough	130	1,254
1980	Dave Wilson	245	3,154
1981	Tony Eason	248	3,360
1982	Tony Eason	313	3,671
1983	Jack Trudeau	226	2,624
1984	Jack Trudeau	247	2,724
1985	Jack Trudeau	322	3,339
1986	Shane Lamb	115	1,414
1987	Scott Mohr	106	1,436
1988	Jeff George	232	2,451
1989	Jeff George	242	2,738
1990	Jason Verduzco	226	2,567
1991	Jason Verduzco	252	3,014
1992	Jason Verduzco	184	1,779
1993	Johnny Johnson	135	1,688
1994	Johnny Johnson	198	2,495
1995	Johnny Johnson	99	1,110
1996	Scott Weaver	176	1,701
1997	Mark Hoekstra	115	1,029
1998	Kurt Kittner	72	782
1999	Kurt Kittner	216	2,702
2000	Kurt Kittner	173	1,982
2001	Kurt Kittner	221	3,256
2002	Jon Beutjer	193	2,511
2003	Jon Beutjer	162	1,597
2004	Jon Beutjer	107	1,082
2005	Tim Brasic	206	1,979
2006	Juice Williams	103	1,489
2007	Juice Williams	153	1,743
2008	Juice Williams	219	3,173
2009	Juice Williams	131	1,632
2010	Nathan Scheelhaase	155	1,825
2011	Nathan Scheelhaase	166	2,110
2012	Nathan Scheelhaase	149	1,361
2013	Nathan Scheelhaase	287	3,272
2014	Wes Lunt	153	1,763
2015	Wes Lunt	270	2,761
2016	Wes Lunt	127	1,376
2017	Jeff George Jr.	94	1,273
2018	AJ Bush Jr.	117	1,413
2019	Brandon Peters	152	1,884
2020	Brandon Peters	39	429
2021	Brandon Peters	91	1,170
2022	Tommy DeVito	257	2,650

300-YARD PASSING GAMES (Att-Comp-Int-TD)

306	Tom O'Connell at Iowa, 11/8/1952 (34-22-0-1)
425	Dave Wilson vs. Purdue, 10/18/1980 (58-35-2-3)
318	Dave Wilson at Michigan, 10/25/1980 (53-24-1-1)
310	Dave Wilson vs. Minnesota, 11/1/1980 (59-22-2-2)
621	Dave Wilson at Ohio St., 11/8/1980 (69-43-3-6)
403	Dave Wilson at Indiana, 11/15/1980 (41-24-2-3)
330	Tony Eason vs. Minnesota, 10/3/1981 (32-21-1-3)
360	Tony Eason at Purdue, 10/10/1981 (34-19-2-2)
368	Tony Eason at Ohio State, 10/17/1981 (47-27-3-2)
357	Tony Eason vs. Wisconsin, 10/24/1981 (3-26-0-3)
386	Tony Eason at Michigan, 11/7/1981 (53-31-4-1)
409	Tony Eason at Northwestern, 11/21/1981 (48-27-2-3)
301	Tony Eason vs. Michigan State, 9/11/1982 (41-25-0-1)
358	Tony Eason vs. Purdue, 10/9/1982 (40-28-0-4)
479	Tony Eason at Wisconsin, 10/23/1982 (51-37-2-1)
423	Tony Eason vs. Alabama, 12/29/1982 (55-35-4-1)
342	Jack Trudeau at Minnesota, 11/5/1983 (38-25-1-3)
315	Jack Trudeau vs. Northwestern, 9/1/1984 (39-24-1-1)
301	Jack Trudeau vs. Wisconsin, 10/6/1984 (31-21-1-1)
313	Jack Trudeau at Ohio State, 10/13/1984 (52-32-1-4)
321	Jack Trudeau vs. Purdue, 10/20/1984 (27-17-1-2)
310	Jack Trudeau vs. USC, 9/7/1985 (37-21-4-1)
413	Jack Trudeau at Purdue, 10/12/1985 (66-39-0-3)

307	Jack Trudeau at Northwestern, 11/23/1985 (29-22-0-3)
401	Jack Trudeau vs. Army, 12/31/1985 (55-38-2-3)
306	Jeff George at Wisconsin, 10/15/1988 (32-19-0-1)
316	Jeff George vs. Michigan State, 10/22/1988 (55-35-1-1)
343	Jeff George at Minnesota, 10/29/1988 (42-28-2-1)
302	Jeff George at Iowa, 11/4/1989 (44-28-2-1)
321	Jeff George vs. Virginia, 11/1/1990 (38-26-1-3)
329	Jason Verduzco vs. Purdue, 10/13/1990 (34-21-1-2)
358	Jason Verduzco vs. Iowa, 11/3/1990 (51-32-0-4)
352	Jason Verduzco vs. E. Carolina, 8/31/1991 (36-25-0-3)
431	Jason Verduzco at Missouri, 9/14/1991 (58-31-1-1)
341	Jason Verduzco vs. Houston, 9/21/1991 (22-16-0-3)
323	Kurt Kittner vs. Michigan State, 9/25/1999 (54-30-1-1)
352	Kurt Kittner vs. Michigan, 9/23/2000 (38-27-0-2)
326	Kurt Kittner at Penn State, 10/21/2000 (49-29-2-3)
301	Kurt Kittner vs. Louisville, 9/22/2001 (39-18-2-2)
401	Kurt Kittner vs. Wisconsin, 10/20/2001 (45-24-1-4)
387	Kurt Kittner vs. Northwestern, 11/22/2001 (43-33-1-4)
426	Jon Beutjer vs. San Jose St., 9/21/2002 (38-28-2-4)
368	Jon Beutjer vs. Michigan, 9/28/2002 (49-25-3-2)
319	Jon Beutjer at Wisconsin, 11/9/2002 (34-22-3-4)
305	Jon Beutjer vs. Ohio State, 11/16/2002 (45-27-0-1)
430	Jon Beutjer vs. California, 9/20/2003 (57-35-3-1)
451	Juice Williams vs. Missouri, 8/30/2008 (42-26-2-5)
310	Juice Williams at Michigan, 10/4/2008 (26-13-0-2)
462	Juice Williams vs. Minnesota, 10/11/2008 (41-26-1-2)
328	Juice Williams at Western Michigan, 11/8/2008 (45-20-2-1)
391	Nathan Scheelhaase vs. Northwestern, 10/1/2011 (32-21-1-3)
416	Nathan Scheelhaase vs. Southern Illinois, 8/31/2013 (36-28-1-2)
312	Nathan Scheelhaase vs. Cincinnati, 9/7/2013 (37-26-0-4)
321	Nathan Scheelhaase at Penn State, 11/2/2013 (52-33-2-1)
450	Nathan Scheelhaase at Indiana, 11/9/2013 (57-38-1-2)
307	Nathan Scheelhaase vs. Northwestern, 11/30/2013 (45-31-1-2)
456	Wes Lunt vs. Western Kentucky, 9/6/2014 (50-35-1-3)
332	Wes Lunt vs. Purdue, 10/4/2014 (39-27-0-2)
316	Wes Lunt vs. Western Illinois, 9/12/2015 (46-33-1-1)
317	Wes Lunt at Iowa, 10/10/2015 (42-25-0-1)
312	Wes Lunt vs. Western Michigan, 9/17/2016 (42-29-1-1)
377	Wes Lunt at Northwestern, 11/26/2016 (54-28-1-2)
369	Brandon Peters at Michigan State, 11/9/2019 (44-22-1-3)
332	Tommy DeVito vs. Chattanooga, 9/22/2022 (32-24-0-3)

LONGEST PASS PLAYS

90	Taliaferro to Yavorski vs. Ohio St., 10/13/1962
86	Eason to O. Williams vs. Wisconsin, 10/24/1981
84	Bush Jr. to Stampley at Maryland, 10/27/2018
83	Peters to Imatorbhebhe at Michigan State, 11/9/2019
83	Trudeau to Boso vs. USC, 9/7/1985
83	Easterbrook to Kreitling at Michigan, 11/8/1958
83	Hickey to Kreitling at Minnesota, 10/18/1958
82	Offenbecher to Woodson vs. Michigan State, 10/27/1956
80	Eason to M. Martin at Minnesota, 10/2/1982
78	O'Connell to J. Ryan vs. Washington, 10/11/1952
77	George Jr. to Dorsey vs. Indiana, 11/11/2017
77	Scheelhaase to Jenkins at Indiana, 10/8/2011
77	Williams to Cumberland at Michigan, 10/4/2008
77	Trudeau to D. Williams at Minnesota, 11/5/1983
77	Wilson to M. Martin vs. Purdue, 10/18/1980
76*	George Jr. to Smalling at South Florida, 9/15/2017
76	Williams to Mendenhall vs. Syracuse, 9/16/2006
74	K. Steger to E. Rouse at Missouri, 9/18/1976
72	Scheelhaase to R. Lankford vs. Washington, 9/14/2013
72	Scheelhaase to A.J. Jenkins vs. Arkansas State, 9/3/2011
72	Beutjer to Hayden vs. California, 9/20/2003
69	Williams to J. Willis at Michigan State, 9/30/2006
69	Williams to Hudson vs. Syracuse, 9/16/2006
68	Lunt to Turner vs. Murray State, 9/3/2016
68*	Eason to Lopez at Northwestern, 11/21/1981
67	Bush Jr. to Smalling at Minnesota, 11/3/2018
67	Scheelhaase to Jenkins at Indiana, 10/8/2011
67*	Kittner to D. Smith vs. Louisville, 9/22/2001
67	O'Connell to Smith at Iowa, 11/8/1952
66	Weaver to Holcombe vs. Indiana, 10/5/1996

* - Non-scoring play

LONGEST TRUE FRESHMEN RECEPTIONS (since 1944)

77	Louis Dorsey from Jeff George Jr. vs. Indiana, 11/11/17
76*	Ricky Smalling from Jeff George Jr. at South Florida, 9/15/17

* - Non-scoring play

CAREER PASSING LEADERS



1. JACK TRUDEAU

Year	Att	Comp	Int	Yds	TD
1981	3	2	0	38	0
1983	363	226	16	2,624	19
1984	378	247	10	2,724	18
1985	501	322	17	3,339	18
Career	1,245	797	43	8,725	55



2. KURT KITTNER

1998	162	72	7	782	1
1999	396	216	5	2,702	24
2000	297	173	8	1,982	18
2001	409	221	14	3,256	27
Career	1,264	682	34	8,722	70



3. NATHAN SCHEELHAASE

2010	264	155	8	1,825	17
2011	291	184	8	2,110	13
2012	246	149	8	1,361	4
2013	430	287	13	3,272	21
Career	1,231	775	37	8,568	55



4. JUICE WILLIAMS

2006	261	103	9	1,489	9
2007	267	153	12	1,743	13
2008	381	219	16	3,173	22
2009	227	131	7	1,632	12
Career	1,136	606	44	8,037	56



5. JASON VERDUZCO

1989	26	16	1	172	1
1990	355	226	12	2,567	16
1991	420	252	14	3,014	15
1992	282	184	8	1,779	10
Career	1,083	678	35	7,532	42



6. TONY EASON

1981	406	248	14	3,360	20
1982	505	313	19	3,671	18
Career	911	561	33	7,031	38



7. WES LUNT

2014	241	153	3	1,763	14
2015	481	270	6	2,761	14
2016	232	127	3	1,376	8
Career	954	550	12	5,900	36



8. JOHNNY JOHNSON

1993	287	135	10	1,688	11
1994	333	198	6	2,495	19
1995	199	99	7	1,110	5
Career	819	432	23	5,293	35



9. JON BEUTJER

2002	327	193	11	2,511	21
2003	257	162	9	1,597	10
2004	188	107	4	1,082	8
Career	772	462	24	5,190	39



10. JEFF GEORGE

1988	403	232	10	2,451	9
1989	386	242	12	2,738	22
Career	789	474	22	5,189	31

RECEIVING RECORDS

CAREER RECEPTIONS

1.	David Williams, 1983-85	262
2.	Jason Dulick, 1993-96	169
3.	Josh Ferguson, 2011-15	168
4.	A.J. Jenkins, 2008-11	167
5.	Brandon Lloyd, 1999-02	160
6.	Arrelious Benn, 2007-09	159
	John Wright, Sr., 1965-67	159
8.	Walter Young, 1999-02	147
9.	Malik Turner, 2014-17	143
	Mike Martin, 1979-82	143

SEASON RECEPTIONS

1.	David Williams, 1984	101
2.	David Williams, 1985	92
3.	A.J. Jenkins, 2011	90
4.	Isaiah Williams, 2022	82
5.	Mike Martin, 1982	77
6.	Mike Dudek, 2014	76
7.	David Williams, 1983	69
8.	Arrelious Benn, 2008	67
9.	Geronimo Allison, 2015	65
	Brandon Lloyd, 2002	65
	Brandon Lloyd, 2001	65

SINGLE-GAME RECEPTIONS

1.	David Williams at Purdue, 10/12/1985	16
2.	Steve Hull vs. Northwestern, 11/30/2013	13
	Keith Jones vs. Michigan State, 10/22/1988	13
4.	A.J. Jenkins vs. Northwestern, 10/1/2011	12
	Arrelious Benn vs. Minnesota, 10/11/2008	12
	Brandon Lloyd vs. Northwestern, 11/22/2001	12
	Kameno Bell vs. Ohio State, 10/12/1991	12
	David Williams at Michigan, 10/27/1984	12
	Mike Martin vs. Ohio State, 10/16/1982	12
10.	Malik Turner at Northwestern, 11/26/2016	11
	Malik Turner at Minnesota, 11/21/2015	11
	Mike Dudek vs. Penn State, 11/22/2014	11
	A.J. Jenkins vs. Arkansas State, 9/1/2011	11
	E.B. Halsey vs. Iowa, 10/1/2005	11
	Kelvin Hayden vs. California, 9/20/2003	11
	Ty Douthard at Penn State, 11/13/1993	11
	Denver Strader vs. Iowa, 10/6/1979	11

CAREER TOUCHDOWN RECEPTIONS

1.	David Williams, 1983-85	24
2.	Brandon Lloyd, 1999-2002	21
3.	A.J. Jenkins, 2008-11	19
4.	Walter Young, 1999-2002	15
	Jason Dulick, 1993-96	15
	Mike Martin, 1980-82	15
7.	Josh Imatorbhebe, 2019-20	12
	Greg Lewis, 1999-2002	12
	Shawn Wax, 1988-90	12
	Oliver Williams, 1981-82	12
	John Wright, Sr., 1965-67	12

SEASON TOUCHDOWN RECEPTIONS

1.	Brandon Lloyd, 2001	10
	David Williams, 1985	10
3.	Brandon Lloyd, 2002	9
	Josh Imatorbhebe, 2019	9
4.	A.J. Jenkins, 2011	8
	Walter Young, 2001	8
	Mike Bellamy, 1989	8
	Randy Grant, 1984	8
	David Williams, 1984	8
9.	Steve Hull, 2013	7
	A.J. Jenkins, 2010	7

SINGLE-GAME TOUCHDOWN RECEPTIONS

1.	A.J. Jenkins vs. Northwestern, 10/1/2011	3
	Greg Lewis vs. Middle Tennessee, 9/2/2000	3
	Gus Palma vs. Houston, 8/21/1991	3
	Shawn Wax vs. Iowa, 11/3/1990	3
	Mike Bellamy vs. Indiana, 11/18/1989	3
	David Williams at Purdue, 10/12/1985	3
7.	Multiple (last, Williams vs. Michigan State, 11/5/2022)	2

CAREER RECEIVING YARDAGE

1.	David Williams, 1983-85	3,392
2.	Brandon Lloyd, 1999-02	2,583
3.	A.J. Jenkins, 2008-11	2,432
4.	Walter Young, 1998-02	2,382
5.	Mike Martin, 1979-82	2,300
6.	John Wright Sr., 1965-67	2,284
7.	Arrelious Benn, 2007-09	2,221
8.	Jason Dulick, 1993-96	2,004
9.	Malik Turner, 2014-17	1,804
10.	Shawn Wax, 1987-90	1,614

SEASON RECEIVING YARDAGE

1.	David Williams, 1984	1,278
2.	A.J. Jenkins, 2011	1,276
3.	David Williams, 1985	1,156
4.	Mike Martin, 1982	1,068
5.	Brandon Lloyd, 2001	1,062
6.	Arrelious Benn, 2008	1,055
7.	Mike Dudek, 2014	1,038
8.	Brandon Lloyd, 2002	1,010
9.	Steve Hull, 2013	993
10.	David Williams, 1983	958

SINGLE-GAME RECEIVING YARDAGE

1.	A.J. Jenkins vs. Northwestern, 10/1/2011	12	268
2.	Steve Hull at Indiana, 11/9/2013	9	224
3.	David Williams vs. Northwestern, 9/1/1984	11	208
4.	Mike Dudek vs. Purdue, 10/4/2014	8	200
5.	Mike Sherrod at Indiana, 11/15/1980	8	191
6.	David Williams at Minnesota, 11/5/1983	11	188
	Rex Smith at Iowa, 11/8/1952	11	188
8.	A.J. Jenkins at Indiana, 10/8/2011	6	182
9.	Arrelious Benn vs. Minnesota, 10/11/2008	12	181
10.	Josh Imatorbhebe at Michigan State, 11/9/2019	4	178
	Walter Young vs. LSU, 1/1/2002	6	178
	Brandon Lloyd at California, 9/1/2001	8	178

SINGLE-GAME TRUE FRESHMEN RECEIVING YARDAGE

1.	Mike Dudek vs. Purdue, 10/4/2014	200
2.	A.J. Jenkins vs. Minnesota, 10/11/2008	117
3.	Mike Dudek vs. Penn State, 11/22/2014	115
4.	Kyle Hudson vs. Wisconsin, 10/29/2005	114
5.	Ricky Smalling vs. Rutgers, 10/14/2017	111
6.	Louis Dorsey vs. Indiana, 11/11/17	107
7.	Brandon Lloyd at Iowa, 11/6/1999	103
8.	Desmond Cain vs. Ohio State, 11/14/2015	101
9.	Ricky Smalling at South Florida, 9/15/2017	99

CAREER 100-YARD RECEIVING GAMES

1.	David Williams, 1983-85	16
2.	Brandon Lloyd, 1999-2002	12
	John Wright, Sr., 1965-67	12
4.	A.J. Jenkins, 2008-11	8
	Mike Martin, 1980-82	8
6.	Walter Young, 1999-2002	7
7.	Mike Bellamy, 1988-89	6
8.	Geronimo Allison, 2014-15	5
	Steve Hull, 2010-13	5
	Arrelious Benn, 2007-09	5

SEASON 100-YARD RECEIVING GAMES

1.	Brandon Lloyd, 2001	6
	David Williams, 1985	6
	David Williams, 1984	6
4.	Steve Hull, 2013	5
	A.J. Jenkins, 2011	5
	Arrelious Benn, 2008	5
	Brandon Lloyd, 2002	5
	John Wright, Sr., 1966	5
9.	Walter Young, 2002	4
	Mike Bellamy, 1989	4
	David Williams, 1983	4
	Mike Martin, 1982	4
	John Wright, Sr., 1965	4

TRUE FRESHMEN SEASON 100-YARD

RECEIVING GAMES

1.	Mike Dudek, 2014	2
----	------------------	---

TIGHT END CAREER RECEIVING YARDS

	Rec	Yds	TD
1.	Doug Dieken, 1968-70	89	1,246
2.	Tim Brewster, 1982-83	111	1,233
3.	Ken Dilger, 1991-94	89	1,073
4.	Anthony Williams, 1984-87	94	893
5.	Daniel Barker, 2018-21	64	827
6.	Jeff Finke, 1988-90	67	780
7.	Joe Smalzer, 1974-75	47	766
8.	Cap Boso, 1983-85	80	756
9.	Matt Cushing, 1994-97	64	709
10.	Mike Sherrod, 1977-80	48	665
	Jon Davis, 2011-14	71	658

TIGHT END SEASON RECEIVING YARDS

	Rec	Yds	TD
1.	Tim Brewster, 1983	59	628
2.	Ken Dilger, 1994	48	607
3.	Tim Brewster, 1982	52	605
4.	Doug Dieken, 1970	39	537
5.	Joe Smalzer, 1974	29	525
6.	Doug Dieken, 1969	29	486
7.	Jerry Reese, 1986	37	468
8.	Louis Dorsey, 2017	22	395
9.	Anthony Williams, 1986	36	369
10.	Cap Boso, 1985	35	369

TIGHT END CAREER RECEIVING TOUCHDOWNS

	TD	
1.	Daniel Barker, 2018-21	11
2.	Ken Dilger, 1991-94	9

TIGHT END SINGLE-GAME RECEIVING YARDS

	Rec	Yds	TD
1.	Mike Sherrod at Indiana, 11/15/1980	8	191
2.	Joe Smalzer at Minnesota, 11/16/1974	10	162
3.	Tim Brewster at Wisconsin, 10/23/1982	8	154
4.	Marty Friel vs. Northwestern, 11/20/1976	6	128
5.	Jerry Reese at Indiana, 11/15/1986	8	120
6.	Ken Dilger at Minnesota, 11/5/1994	6	114
7.	Louis Dorsey vs. Indiana, 11/11/2017	3	107
8.	Doug Dieken at Iowa State, 10/4/1969	8	101
9.	Lee Boeke at Iowa, 10/11/1980	6	97
10.	Tim Brewster vs. Indiana, 11/12/1983	6	86

RUNNING BACK CAREER RECEIVING YARDS

	Rec	Yds	TD
1.	Josh Ferguson, 2011-15	168	1,507
2.	Ty Douthard, 1993-96	128	1,250
3.	Keith Jones, 1984-88	93	771
4.	Carey Davis, 2000-03	114	751
5.	Kameno Bell, 1989-91	86	673
6.	Jason Davis, 2002-05	70	644
7.	E.B. Halsey, 2002-06	103	632
8.	Steve Feagin, 1989-92	70	571
9.	Rashard Mendenhall, 2005-07	59	564
10.	Darrell Smith, 1981	43	495

RUNNING BACK SEASON RECEIVING YARDS

	Rec	Yds	TD
1.	Josh Ferguson, 2013	50	535
2.	Kameno Bell, 1991	64	503
3.	Darrell Smith, 1981	43	495
4.	Josh Ferguson, 2014	50	427
5.	Keith Jones, 1988	46	374
6.	Ty Douthard, 1994	33	364
7.	Jason Davis, 2004	41	340
8.	Rashard Mendenhall, 2007	34	318
9.	Steve Feagin, 1991	34	305
10.	E.B. Halsey, 2003	37	303

RECEIVING RECORDS

YEARLY RECEIVING LEADERS

(Includes bowl games)

Year	Name	Rec.	Yds
1946	Bill Heiss	5	132
	Sam Zatkoff	5	60
1947	Sam Zatkoff	13	147
1948	Walt Kersulis	22	329
1949	Ronnie Clark	11	105
1950	Tony Klimek	13	200
1951	Rex Smith	22	343
1952	Rocky Ryan	45	714
	Rex Smith	45	642
1953	Rocky Ryan	16	308
1954	Dean Renn	17	246
1955	Bob DesEnfants	12	206
1956	Abe Woodson	12	257
1957	Rich Kreitling	12	203
1958	Rich Kreitling	23	688
1959	John Counts	19	314
1960	Ed O'Bradovich	21	233
1961	Dick Newell	16	184
	Gary Hembrough	16	170
1962	Jim Warren	18	230
1963	Jim Warren	10	121
	Sam Price	10	98
1964	Bob Trumpy	28	428
1965	John Wright, Sr.	47	755
1966	John Wright, Sr.	60	831
1967	John Wright, Sr.	52	698
1968	Doug Dieken	21	223
1969	Doug Dieken	29	486
1970	Doug Dieken	39	537
1971	Garvin Roberson	28	372
1972	Garvin Roberson	31	569
1973	Garvin Roberson	25	416
1974	Joe Smalzer	29	525
1975	Jeff Chrystal	22	261
1976	Frank Johnson	24	306
1977	Tom Schooley	15	231
1978	Jeff Barnes	22	270
1979	Mike Holmes	25	127
1980	Greg Dentino	40	512
1981	Darrell Smith	43	495
1982	Mike Martin	77	1,068
1983	David Williams	69	958
1984	David Williams	101	1,278
1985	David Williams	92	1,156
1986	Stephen Pierce	43	602
1987	Darryl Usher	43	723
1988	Keith Jones	48	388
1989	Mike Bellamy	59	927
1990	Shawn Wax	60	863
1991	Kameno Bell	64	503
1992	John Wright, Jr.	47	508
1993	Ty Douthard	43	406
1994	Jason Dulick	52	550
1995	Jason Dulick	36	453
1996	Jason Dulick	53	614
1997	Robert Holcombe	35	277
1998	Lenny Willis	26	301
1999	Michael Dean	45	608
2000	Greg Lewis	40	544
2001	Brandon Lloyd	65	1,062
2002	Brandon Lloyd	65	1,010
2003	Kelvin Hayden	52	592
2004	Kendrick Jones	47	687
2005	Kyle Hudson	31	469
2006	Kyle Hudson	30	403
2007	Arrelious Benn	54	676
2008	Arrelious Benn	65	1,055
2009	Arrelious Benn	38	490
2010	A.J. Jenkins	56	746
2011	A.J. Jenkins	84	1,276
2012	Ryan Lankford	37	469
2013	Steve Hull	59	993
2014	Mike Dudek	76	1,038
2015	Geronimo Allison	65	882
2016	Malik Turner	48	712
2017	Ricky Smalling	31	510
2018	Ricky Smalling	33	406
2019	Josh Imatorbhebhe	33	645
2020	Josh Imatorbhebhe	22	297
2021	Isaiah Williams	47	525
2022	Isaiah Williams	82	715

10+ RECEPTIONS IN A GAME

Rex Smith	at Iowa, 11/8/1952	11
John Wright, Sr.	vs. Stanford, 10/22/1966	11
Joe Smalzer	at Minnesota, 11/16/1974	10
Denver Strader	vs. Iowa, 10/6/1979	11
Joe Curtis	at Ohio State, 11/8/1980	10
Mike Martin	vs. Ohio State, 10/16/1982	12
Richard Ryles	at Wisconsin, 10/23/1982	10
Mike Martin	at Iowa, 10/30/1982	10
David Williams	at Minnesota, 11/5/1983	11
David Williams	vs. UCLA, 1/2/1984	10
David Williams	vs. Northwestern, 9/1/1984	11
David Williams	at Iowa, 9/29/1984	11
Cap Boso	at Ohio State, 10/13/1984	10
David Williams	at Michigan, 10/27/1984	12
David Williams	vs. Minnesota, 11/3/1984	11
David Williams	vs. Indiana, 11/10/1984	10
David Williams	at Purdue, 10/12/1985	16
David Williams	at Iowa, 11/9/1985	10
Keith Jones	vs. Michigan State, 10/22/1988	13
Mike Bellamy	vs. Ohio State, 10/7/1989	10
Shawn Wax	vs. Iowa, 11/3/1990	11
Kameno Bell	vs. Ohio State, 10/12/1991	12
Ty Douthard	at Penn State, 11/13/1993	11
Brandon Lloyd	at Michigan, 9/28/2001	10
Brandon Lloyd	vs. Northwestern, 11/22/2001	12
Brandon Lloyd	vs. Purdue, 10/12/2002	10
Walter Young	vs. Ohio State, 11/16/2002	10
Carey Davis	vs. Missouri, 8/30/2003	10
Kelvin Hayden	vs. California, 9/20/2003	11
E.B. Halsey	at Iowa, 10/1/2005	11
Kyle Hudson	vs. Wisconsin, 10/29/2005	10
Arrelious Benn	vs. Minnesota, 10/4/2008	12
A.J. Jenkins	vs. Arkansas State, 9/3/2011	11
Isaiah Williams	vs. Mississippi State, 1/2/2022	10

100-YARD RECEIVING GAMES

110	Joe Vernasco vs. Iowa, 11/10/1951	
119	Rocky Ryan vs. Iowa State, 9/27/1952	
173	Rocky Ryan vs. Washington, 10/11/1952	
133	Rocky Ryan vs. Purdue, 10/25/1952	
190	Rex Smith at Iowa, 11/8/1952	
136	Dean Renn vs. Northwestern, 11/20/1954	
166	Rich Kreitling at Minnesota, 10/18/1958	
157	Rich Kreitling at Michigan, 11/8/1958	
106	Bob Trumpy at Northwestern, 10/3/1964	
164	John Wright, Sr. vs. SMU, 9/25/1965	
139	John Wright, Sr. vs. Purdue, 10/30/1965	
119	John Wright, Sr. at Wisconsin, 11/13/1965	
112	John Wright, Sr. at Northwestern, 11/20/1965	
110	John Wright, Sr. vs. Missouri, 9/24/1966	
114	John Wright, Sr. vs. Michigan State, 10/1/1966	
116	John Wright, Sr. at Indiana, 10/15/1966	
116	John Wright, Sr. vs. Stanford, 10/22/1966	
139	John Wright, Sr. vs. Wisconsin, 11/12/1966	
107	John Wright, Sr. vs. Notre Dame, 10/21/1967	
112	John Wright, Sr. at Ohio State, 10/28/1967	
144	John Wright, Sr. at Iowa, 11/25/1967	
101	Doug Dieken at Iowa State, 10/4/1969	
174	Garvin Roberson vs. Indiana, 11/11/1972	
161	Garvin Roberson vs. Minnesota, 11/17/1973	
100	Jeff Chrystal vs. Washington State, 9/28/1974	
162	Joe Smalzer at Minnesota, 11/16/1974	
111	Frank Johnson vs. Missouri, 9/20/1975	
128	Marty Friel vs. Northwestern, 11/20/1976	
111	Mike Martin vs. Purdue, 10/18/1980	
110	Lee Boeke at Ohio State, 11/8/1980	
105	Greg Dentino at Ohio State, 11/8/1980	
147	Mike Martin at Ohio State, 11/8/1980	
191	Mike Sherrod at Indiana, 11/15/1980	
114	Oliver Williams vs. Minnesota, 10/3/1981	
112	Mike Martin vs. Minnesota, 10/3/1981	
156	Mike Martin at Purdue, 10/10/1981	
142	Oliver Williams vs. Wisconsin, 10/24/1981	
134	John Lopez at Northwestern, 11/23/1981	
124	Oliver Williams vs. Michigan State, 9/11/1982	
129	Mike Martin at Minnesota, 10/2/1982	
116	Mitchell Brookins vs. Purdue, 10/9/1982	
132	Mike Martin vs. Purdue, 10/9/1982	
177	Mike Martin vs. Ohio State, 10/16/1982	
154	Tim Brewster at Wisconsin, 10/23/1982	

CAREER RECEIVING LEADERS



1. DAVID WILLIAMS

Year	Rec.	Yards	TD
1983	69	958	6
1984	101	1,278	8
1985	92	1,156	10
Career	262	3,392	24



2. BRANDON LLOYD

Year	Rec.	Yards	TD
1999	30	511	2
2001	65	1,062	10
2002	65	1,010	9
Career	160	2,583	21



3. A.J. JENKINS

Year	Rec.	Yards	TD
2008	11	287	3
2009	10	123	1
2010	56	746	7
2011	90	1,276	8
Career	167	2,432	19



4. WALTER YOUNG

Year	Rec.	Yards	TD
1999	14	267	1
2000	27	403	0
2001	50	890	8
2002	56	822	6
Career	147	2,382	15



5. MIKE MARTIN

Year	Rec.	Yards	TD
1979	1	7	0
1980	31	555	5
1981	34	670	5
1982	77	1,068	5
Career	143	2,300	15



6. JOHN WRIGHT SR.

Year	Rec.	Yards	TD
1965	47	755	4
1966	60	831	4
1967	52	698	4
Career	159	2,284	12



7. ARRELIOUS BENN

Year	Rec.	Yards	TD
2007	54	676	2
2008	67	1,055	3
2009	38	490	2
Career	159	2,221	7



8. JASON DULICK

Year	Rec.	Yards	TD
1993	28	387	2
1994	52	550	6
1995	36	453	3
1996	53	614	4
Career	169	2,004	15



9. MALIK TURNER

Year	Rec.	Yards	TD
2014	25	256	1
2015	39	510	3
2016	48	712	6
2017	31	326	0
Career	143	1,804	10



10. SHAWN WAX

Year	Rec.	Yards	TD
1997	0	0	0
1988	16	286	3
1989	26	465	3
1990	60	863	6
Career	102	1,614	12

RECEIVING RECORDS

127	Mike Martin vs. Alabama, 12/29/1982	122	Arrelious Benn at Michigan, 10/4/2008
111	David Williams vs. Stanford, 9/17/1983	181	Arrelious Benn vs. Minnesota, 10/11/2008
131	Mitchell Brookins vs. Iowa, 10/1/1983	117	A.J. Jenkins vs. Minnesota, 10/11/2008
127	David Williams vs. Michigan, 10/29/1983	130	Arrelious Benn vs. Indiana, 10/18/2008
188	David Williams at Minnesota, 11/5/1983	111	Arrelious Benn at Western Michigan, 11/8/08
131	David Williams at Northwestern, 11/19/1983	114	A.J. Jenkins vs. Southern Illinois, 9/11/2010
208	David Williams vs. Northwestern, 9/1/1984	137	A.J. Jenkins vs. Minnesota, 11/13/2010
136	David Williams vs. Missouri, 9/8/1984	119	Darius Millines vs. Arkansas State, 9/3/2011
116	Randy Grant at Stanford, 9/15/1984	148	A.J. Jenkins vs. Arkansas State, 9/3/2011
131	David Williams at Iowa, 9/29/1984	103	A.J. Jenkins vs. Arizona State, 9/17/2011
167	David Williams vs. Wisconsin, 10/6/1984	268	A.J. Jenkins vs. Northwestern, 10/1/2011
118	Randy Grant vs. Purdue, 10/20/1984	182	A.J. Jenkins at Indiana, 10/8/2011
132	David Williams at Michigan, 10/27/1984	103	A.J. Jenkins vs. Michigan, 11/12/2011
142	David Williams vs. Minnesota, 11/3/1984	104	Ryan Lankford vs. Penn State, 9/29/2012
114	Randy Grant vs. Indiana, 11/10/1984	115	Ryan Lankford vs. Southern Illinois, 8/30/2013
112	David Williams vs. Southern California, 9/7/1985	103	Josh Ferguson vs. Southern Illinois, 8/30/2013
119	David Williams at Nebraska, 9/21/1985	100	Ryan Lankford vs. Washington, 9/14/2013
131	Stephen Pierce vs. Ohio State, 10/5/1985	105	Steve Hull vs. Wisconsin, 10/19/2013
164	David Williams at Purdue, 10/12/1985	224	Steve Hull vs. Indiana, 11/9/2013
129	David Williams vs. Wisconsin, 10/26/1985	105	Steve Hull vs. Ohio State, 11/16/2013
122	David Williams at Northwestern, 11/23/1985	169	Steve Hull vs. Purdue, 11/23/2013
109	David Williams vs. Army, 12/31/1985	155	Steve Hull vs. Northwestern, 11/30/2013
120	Jerry Reese at Indiana, 11/15/1986	110	Justin Hardee vs. Western Kentucky, 9/6/2014
115	Darryl Usher at Purdue, 10/10/1987	160	Geronimo Allison at Washington, 9/13/2014
101	Steven Williams at Arizona State, 9/10/1988	118	Geronimo Allison at Nebraska, 9/27/2014
108	Mike Bellamy at Ohio State, 10/1/1988	200	Mike Dudek vs. Purdue, 10/4/2014
108	Mike Bellamy at Wisconsin, 10/15/1988	115	Mike Dudek vs. Penn State, 11/22/2014
119	Keith Jones vs. Michigan State, 10/22/1988	124	Geronimo Allison vs. Western Illinois, 9/12/2015
152	Mike Bellamy vs. Ohio State, 10/7/1989	128	Geronimo Allison vs. Middle Tennessee State, 9/26/2015
109	Mike Bellamy at Michigan State, 10/21/1989	148	Geronimo Allison at Iowa, 10/10/2015
108	Mike Bellamy at Iowa, 11/4/1989	101	Desmond Cain vs. Ohio State, 11/14/2015
166	Mike Bellamy vs. Virginia, 1/1/1990	126	Malik Turner at Minnesota, 11/21/2015
159	Shawn Wax at Ohio State, 10/6/1990	100	Josh Ferguson vs. Northwestern, 11/28/2015
126	Shawn Wax vs. Purdue, 10/13/1990	107	Malik Turner vs. Western Michigan, 9/17/2016
136	Shawn Wax vs. Iowa, 11/3/1990	129	Malik Turner vs. Purdue, 10/8/2016
114	Gus Palma vs. East Carolina, 8/31/1991	164	Malik Turner at Northwestern, 11/26/2016
157	Elbert Turner at Missouri, 9/14/1991	126	Justin Hardee at Northwestern, 11/26/2016
108	John Wright, Jr. at Missouri, 9/14/1991	111	Ricky Smalling vs. Rutgers, 10/14/2017
118	Gus Palma vs. Houston, 9/21/1991	107	Louis Dorsey vs. Indiana, 11/11/2017
127	Elbert Turner at Purdue, 11/9/1991	153	Dominic Stampley at Maryland, 10/27/2018
116	Jason Dulick vs. Minnesota, 11/6/1993	102	Josh Imatorbhebhe vs. Michigan, 10/12/2019
116	Jasper Strong vs. Washington State, 9/1/1994	178	Josh Imatorbhebhe at Michigan State, 11/9/2019
114	Ken Dilger at Minnesota, 11/5/1994	101	Isaiah Williams vs. UTSA, 9/4/2021
116	Larry Davis vs. Iowa, 9/26/1998	113	Isaiah Williams vs. Northwestern, 11/27/2021
100	Lenny Willis vs. Iowa, 9/26/1998	112	Isaiah Williams at Indiana, 9/2/2022
129	Michael Dean vs. Michigan State, 9/25/1999	115	Pat Bryant vs. Chattanooga, 9/22/2022
100	Michael Dean at Indiana, 10/2/1999	103	Isaiah Williams vs. Chattanooga, 9/22/2022
103	Brandon Lloyd at Iowa, 11/6/1999	120	Isaiah Williams vs. Mississippi State, 1/2/2023
100	Jameel Cook at Ohio State, 11/13/1999		
107	Greg Lewis vs. Michigan, 9/23/2000		
125	Aaron Moorehead vs. Iowa, 10/14/2000		
127	Walter Young at Penn State, 10/21/2000		
103	Aaron Moorehead vs. Indiana, 11/4/2000		
178	Brandon Lloyd at California, 9/1/2001		
126	Brandon Lloyd vs. Northern Illinois, 9/8/2001		
168	Brandon Lloyd vs. Minnesota, 10/6/2001		
129	Brandon Lloyd vs. Wisconsin, 10/20/2001		
111	Aaron Moorehead vs. Wisconsin, 10/20/2001		
112	Brandon Lloyd at Purdue, 11/3/2001		
133	Walter Young at Ohio State, 11/17/2001		
140	Brandon Lloyd vs. Northwestern, 11/22/2001		
123	Walter Young vs. Northwestern, 11/22/2001		
178	Walter Young vs. LSU, 1/1/2002		
137	Brandon Lloyd vs. Missouri, 8/31/2002		
130	Brandon Lloyd vs. Arkansas State, 9/14/2002		
153	Walter Young vs. San Jose State, 9/21/2002		
118	Aaron Moorehead vs. San Jose St., 9/21/2002		
156	Brandon Lloyd vs. Michigan, 9/28/2002		
139	Brandon Lloyd at Minnesota, 10/3/2002		
161	Brandon Lloyd vs. Purdue, 10/12/2002		
114	Walter Young at Wisconsin, 11/9/2002		
144	Walter Young vs. Ohio State, 11/16/2002		
158	Kelvin Hayden vs. California, 9/20/2003		
119	Eric McGoey at Iowa, 10/30/2003		
101	Kendrick Jones vs. Florida A&M, 9/4/2004		
110	Kendrick Jones vs. UCLA, 9/11/2004		
114	Kyle Hudson vs. Wisconsin, 10/29/2005		
131	Jeff Cumberland vs. Northwestern, 11/17/2007		
177	Will Judson vs. Missouri, 8/30/2008		
110	Arrelious Benn at Penn State, 9/27/2008		

SCORING/KICKING RECORDS

CAREER POINTS SCORED

	TD	X1	X2	FG	TP
1. Jason Reda, 2004-07	0	114	0	51	267
2. Chris White, 1983-85	0	103	0	53	262
3. Chris Richardson, 1991-94	0	103	0	52	259
4. Doug Higgins, 1987-90	0	116	0	39	230
5. Mike Bass, 1980-82	0	89	0	41	212
6. Chase McLaughlin, 2015-18	0	79	0	44	211
7. Derek Dimke, 2008-11	0	89	0	39	206
8. Taylor Zalewski, 2012-15	0	97	0	35	202
9. Howard Griffith, 1987-90	33	0	0	0	198
Dan Beaver, 1973-76	0	84	0	38	198

SEASON POINTS SCORED

	TD	X1	X2	FG	TP
1. Mikel Leshoure, 2010	20	0	1	0	122
2. Derek Dimke, 2010	0	43	0	24	115
3. Rashard Mendenhall, 2007	19	0	0	0	114
4. Neil Rackers, 1999	1	44	0	20	110
5. Mike Bass, 1982	0	32	0	24	104
6. Chris White, 1984	0	31	0	24	103
7. Chase McLaughlin, 2018	0	36	0	20	96
8. Jason Reda, 2007	0	44	0	16	92
9. Howard Griffith, 1990	15	0	0	0	90
10. Matt Eller, 2008	0	39	0	15	84

SINGLE-GAME POINTS SCORED

	TD	X1	X2	FG	TP
1. Howard Griffith vs. Southern Illinois, 9/22/1990	8	0	0	0	48*
2. Mikel Leshoure at Michigan, 11/6/2010	5	0	0	0	30
Red Grange vs. Michigan, 10/18/1924	5	0	0	0	30
4. Antoino Harris vs. Indiana, 10/26/2002	4	0	0	0	24
Lonnie Perrin vs. Northwestern, 11/22/1976	4	0	0	0	24
Mickey Bates at Ohio State, 10/10/1953	4	0	0	0	24
7. Neil Rackers at Iowa, 11/6/1999	1	4	0	4	22
Ray Sullivan vs. DePauw, 10/26/1924	3	1	0	1	22

* - NCAA record

CAREER TOUCHDOWNS

1. Howard Griffith, 1987-90	33
2. Red Grange, 1923-25	31
3. Ty Douthard, 1993-96	29
4. Robert Holcombe, 1994-97	28
Mikel Leshoure, 2008-10	28
6. Rashard Mendenhall, 2005-07	27
7. Josh Ferguson, 2011-15	26
Jason Ford, 2008-11	26
9. Thomas Rooks, 1982-85	25
10. David Williams, 1983-85	24
Chubby Phillips, 1973-76	24
Jim Grabowski, 1963-65	24
John Karras, 1949-51	24

SEASON TOUCHDOWNS

1. Mikel Leshoure, 2010	20
2. Rashard Mendenhall, 2007	19
3. Howard Griffith, 1990	15
4. Chase Brown, 2022	13
Robert Holcombe, 1996	13
John Karras, 1951	13
Buddy Young, 1944	13
Red Grange, 1924	13
9. Red Grange, 1923	12
10. Josh Ferguson, 2013	11
Ty Douthard, 1994	11
Howard Griffith, 1989	11
Keith Jones, 1988	11
Thomas Rooks, 1983	11
Mickey Bates, 1953	11

SINGLE-GAME TOUCHDOWNS

1. Howard Griffith vs. Southern Illinois, 9/22/1990	8*
2. Mikel Leshoure at Michigan, 11/6/2010	5
Red Grange vs. Michigan, 10/18/1924	5
4. Antoino Harris vs. Indiana, 10/26/2002	4
Lonnie Perrin vs. Northwestern, 11/22/1976	4
Mickey Bates at Ohio State, 10/10/1953	4
7. Multiple (last, Tommy DeVito at Wisconsin 10/1/2022)	3

* - NCAA record

CAREER FIELD GOALS (since 1945)

1. Chris White, 1983-85	53
2. Chris Richardson, 1991-94	52
3. Jason Reda, 2004-07	51
4. Chase McLaughlin, 2015-18	44

5. Mike Bass, 1980-82	41
6. Derek Dimke, 2008-11	39
Doug Higgins, 1987-90	39
8. Dan Beaver, 1973-76	38
9. James McCourt, 2018-21	37
10. Taylor Zalewski, 2012-15	35

SEASON FIELD GOALS

1. Derek Dimke, 2010	24
Chris White, 1984	24
Mike Bass, 1982	24
4. Chase McLaughlin, 2018	20
Neil Rackers, 1999	20
6. James McCourt, 2021	18
7. Taylor Zalewski, 2015	16
Jason Reda, 2007	16
9. Matt Eller, 2008	15
Jason Reda, 2006	15
Chris White, 1985	15

SINGLE-GAME FIELD GOALS

1. Doug Higgins vs. Michigan State, 10/20/1990	5
Chris White vs. Wisconsin, 10/6/1984	5
Mike Bass at Wisconsin, 10/23/1982	5
Dan Beaver vs. Purdue, 10/13/1973	5
5. Multiple (last, James McCourt vs. Northwestern 11/27/2021)	4

CAREER FIELD GOAL ACCURACY (min. 20 att.)

	PCT	FG
1. Derek Dimke, 2008-11	.848	39-46
2. Peter Christofilakos, 1999-02	.840	21-25
3. Caleb Griffin, 2020-22	.750	15-20
Jason Reda, 2004-07	.750	51-68
5. Chase McLaughlin, 2015-18	.746	44-59
6. Mike Bass, 1980-82	.745	41-55
7. Chris White, 1983-85	.736	53-72
8. Chris Richardson, 1991-94	.712	52-73
9. James McCourt, 2016-21	.712	37-52
10. Doug Higgins, 1987-1990	.684	39-57
11. Neil Rackers, 1996-99	.667	34-51

SEASON FIELD GOAL ACCURACY (min. 10 att.)

	PCT	FG
1. Peter Christofilakos, 2001	.923	12-13
2. Jason Reda, 2007	.889	16-18
3. Chris White, 1984	.857	24-28
Mike Bass, 1982	.857	24-28
5. Derek Dimke, 2011	.833	10-12
6. Derek Dimke, 2010	.828	24-29
7. Chase McLaughlin, 2018	.800	20-25
Mike Wells, 1970	.800	8-10
9. Jason Reda, 2006	.789	15-19
10. James McCourt, 2021	.783	18-23

CAREER EXTRA POINT ACCURACY (min. 65 att.)

	PAT	PCT
1. Derek Dimke, 2008-11	89-89	1.000
Chase McLaughlin, 2015-18	79-79	1.000
Peter Christofilakos, 1999-2002	69-69	1.000
4. Neil Rackers, 1996-1999	86-87	.988
5. James McCourt, 2018-21	82-83	.988
6. Jason Reda, 2004-07	114-116	.982
7. Chris White, 1983-1985	103-105	.981
8. Taylor Zalewski, 2012-15	97-99	.980
9. Doug Higgins, 1987-1990	113-116	.974
10. Matt Eller, 2008-09	62-65	.953

SEASON EXTRA POINT ACCURACY (min. 20 att.)

	PAT	PCT
1. Neil Rackers, 1999	44-44	1.000
2. Derek Dimke, 2010	43-43	1.000
3. Peter Christofilakos, 2002	40-40	1.000
4. Taylor Zalewski, 2013	38-38	1.000
5. Chase McLaughlin, 2018	36-36	1.000
6. Doug Higgins, 1990	35-35	1.000
7. Derek Dimke, 2011	34-34	1.000
8. Chris White, 1984	33-33	1.000
9. Caleb Griffin, 2022	32-32	1.000
10. Peter Christofilakos, 2001	29-29	1.000
11. Doug Higgins, 1998	28-28	1.000
12. James McCourt, 2021	26-26	1.000
Chase McLaughlin, 2016	26-26	1.000
14. Steve Fitts, 2000	25-25	1.000
15. Jason Reda, 2006	24-24	1.000
16. John Gockman, 2003	21-21	1.000
16. Jason Reda, 2005	20-20	1.000

CAREER SCORING LEADERS



1. JASON REDA

Year	TD	PAT	2PT	FG	Tot
2004	0	26-27	0	7-12	47
2005	0	20-20	0	13-20	59
2006	0	24-24	0	15-19	69
2007	0	44-45	0	16-18	92
Career	0	114-116	0	51-69	267



2. CHRIS WHITE

1983	0	39-40	0	14-23	81
1984	0	33-33	0	15-21	78
1985	0	31-32	0	24-28	103
Career	0	103-105	0	53-72	262



3. CHRIS RICHARDSON

1991	0	29-31	0	13-18	68
1992	0	22-25	0	12-18	58
1993	0	18-19	0	14-20	60
1994	0	34-36	0	13-17	73
Career	0	103	0	52-73	259




4. DOUG HIGGINS

1987	0	12-14	0	8-13	36
1988	0	28-28	0	11-15	61
1989	0	38-39	0	6-9	56
1990	0	35-35	0	14-20	77
Career	0	113-116	0	39-57	230



5. MIKE BASS

1980	0	24-25	0	7-11	45
1981	0	33-35	0	10-17	63
1982	0	32-34	0	24-28	104
Career	0	89-94	0	41-56	212



6. CHASE MCLAUGHLIN

2015	0	0	0	0	0
2016	0	26-26	0	12-17	27
2017	0	17-17	0	12-17	115
2018	0	36-36	0	20-25	64
Career	0	79-79	0	44-59	211



6. DEREK DIMKE

2008	0	0	0	0	0
2009	0	12-12	0	5-5	27
2010	0	43-43	0	24-29	115
2011	0	34-34	0	10-12	64
Career	0	89-89	0	39-46	206



7. TAYLOR ZALEWSKI

2012	0	12-12	0	4-7	0
2013	0	38-38	0	12-17	27
2014	0	16-18	0	3-6	115
2015	0	31-31	0	16-25	64
Career	0	89-89	0	35-55	202



T-8. HOWARD GRIFFITH

1987	0	0	0	0	0
1988	7	0	0	0	42
1989	11	0	0	0	66
1990	15	0	0	0	90
Career	33	0	0	0	198



T-8. DAN BEAVER

1973	0	14-17	0	12-23	50
1974	0	22-24	0	10-17	52
1975	0	24-27	0	7-13	45
1976	0	24-25	0	9-17	51
Career	0	84-93	0	38-70	198

SCORING RECORDS

SINGLE-GAME EXTRA POINT ACCURACY

1.	Neil Rackers vs. Virginia, 12/30/1999	9-9
	Doug Higgins at Northwestern, 11/25/1989	9-9
3.	Derek Dimke vs. South Dakota State, 9/10/2011	8-8
	Doug Higgins vs. Southern Illinois 9/22/1990	8-8
	Chris White at Northwestern, 11/19/1983	8-8
6.	Chase McLaughlin vs. Minnesota, 11/3/2018	7-7
	Chase McLaughlin vs. Murray State, 9/3/2016	7-7
	Derek Dimke vs. Fresno State, 12/5/2009	7-7
	Jason Reda vs. Florida A&M, 9/4/2004	7-7
	Steve Fitts at San Diego State, 9/9/2000	7-7
	Mike Bass vs. Northwestern, 9/4/1982	7-7
	Mike Bass at Northwestern, 11/21/1981	7-7

YEARLY SCORING LEADERS

(Includes bowl games)

Year	Player	Points
1946	Perry Moss	36
1947	Dike Eddleman	42
1948	Paul Patterson/Bernie Krueger	24
1949	John Karras	42
1950	Dick Raklovits	48
1951	John Karras	78
1952	Rocky Ryan	36
1953	Mickey Bates	66
1954	Abe Woodson	42
1955	Bob Mitchell	30
1956	Abe Woodson	30
1957	Ray Nitschke	30
1958	Rich Kreitling	30
1959	Bill Brown	36
1960	Marshall Starks	42
1961	Jim Plankenhorn	11
1962	Dave Pike	12
1963	Jim Grabowski	42
1964	Jim Grabowski	60
1965	Fred Custardo	43
1966	Bob Naponic	36
1967	Rich Johnson	36
1968	Rich Johnson	34
1969	Dave Jackson/Steve Livas Doug Dieken/Bob Bess	18
1970	Mike Wells	57
1971	John Wilson	42
1972	Mike Wells	51
1973	Dan Beaver	50
1974	Chubby Phillips	56
1975	Dan Beaver	45
1976	James Coleman	62
1977	Dave Finzer	25
1978	Dave Finzer	23
1979	Mike Holmes	38
1980	Mike Bass	46
1981	Mike Bass	63
1982	Mike Bass	104
1983	Chris White	81
1984	Chris White	103
1985	Chris White	78
1986	Chris Siambekos	61
1987	Doug Higgins	36
1988	Keith Jones	66
1989	Howard Griffith	66
1990	Howard Griffith	90
1991	Chris Richardson	68
1992	Chris Richardson	58
1993	Chris Richardson	60
1994	Chris Richardson	73
1995	Bret Scheuplein	49
1996	Robert Holcombe	78
1997	Robert Holcombe	38
1998	Rocky Harvey	42
1999	Neil Rackers	110
2000	Antoineo Harris	42
2001	Peter Christofilakos	65
2002	Peter Christofilakos	67
2003	John Gockman	63
2004	Pierre Thomas	60
2005	Jason Reda	59
2006	Jason Reda	69
2007	Rashard Mendenhall	114
2008	Matt Eller	84
2009	Mikel Leshoure	42
2010	Mikel Leshoure	122
2011	Derek Dimke	64
2012	Ryan Lankford	30
2013	Taylor Zalewski	74
2014	Josh Ferguson	60
2015	Taylor Zalewski	79
2016	Chase McLaughlin	62
2017	Chase McLaughlin	53

2018	Chase McLaughlin	96
2019	James McCourt	81
2020	James McCourt	33
2021	James McCourt	80
2022	Chase Brown	78

YEARLY KICK-SCORING LEADERS

Year	Player	PAT	FG	TP	Rk
1946	Don Maechtle	14	1	17	na
1947	Don Maechtle	24	0	24	3!
1948	Don Maechtle	16	1	19	3
1949	Sam Rebecca	6	1	9	7
1950	Sam Rebecca	17	0	17	3
1951	Sam Rebecca	25	1	28	2
1952	Richard Miller	15	0	15	na
1953	Ken Miller	17	0	17	6*
1954	Bob Wiman	9	0	9	4
1955	Richard Miller	8	1	11	5
1956	Richard Miller	8	0	8	4
1957	Don Yeazel	9	0	9	8
1958	Don Yeazel	7	1	10	7
1959	Gerald Wood	10	1	13	3
1960	Gerald Wood	16	3	25	2
1961	Jim Plankenhorn	5	2	11	1
1962	Jim Plankenhorn	5	1	8	3
1963	Jim Plankenhorn	16	8	40	2
1964	Fred Custardo	15	1	18	2@
1965	Fred Custardo	25	4	43	1
1966	Jim Stotz	16	5	31	2
1967	Dan McKissic	15	2	21	4
1968	Dan McKissic	5	2	11	4
1969	Dan McKissic	7	3	16	5
1970	Mike Wells	9-16	8-10	33	1!
1971	Mike Wells	19-21	2-5	25	3#
1972	Mike Wells	18-21	1-2	21	4\$
1973	Dan Beaver	14-17	12-23	50	1
1974	Dan Beaver	22-24	10-17	52	2
1975	Dan Beaver	24-27	7-13	45	1
1976	Dan Beaver	24-25	9-17	51	2
1977	Dave Finzer	7-13	6-11	25	1
1978	Dave Finzer	8-9	5-8	23	1
1979	Kirk Bostrom	13-15	6-13	31	2
1980	Mike Bass	24-25	7-11	46	1
1981	Mike Bass	33-35	10-17	63	1
1982	Mike Bass	32-34	24-28	104	1
1983	Chris White	39-40	14-23	81	1
1984	Chris White	31-32	24-28	103	1
1985	Chris White	33-33	15-22	78	1
1986	Chris Siambekos	19-20	14-19	61	1
1987	Doug Higgins	12-14	8-13	36	1
1988	Doug Higgins	28-28	11-15	61	2
1989	Doug Higgins	38-39	6-9	56	2
1990	Doug Higgins	35-35	14-20	77	2
1991	Chris Richardson	29-31	13-18	68	1
1992	Chris Richardson	22-25	12-18	58	1
1993	Chris Richardson	18-19	14-20	60	1
1994	Chris Richardson	34-36	13-17	73	1
1995	Bret Scheuplein	19-21	10-17	49	1
1996	Neil Rackers	18-18	2-5	24	2
1997	Neil Rackers	10-11	5-10	25	2
1998	Neil Rackers	14-16	7-10	35	3
1999	Neil Rackers	44-44	20-26	104	1&
2000	Steve Fitts	25-25	5-10	40	2
2001	Peter Christofilakos	29-29	12-13	65	1
2002	Peter Christofilakos	40-40	9-12	67	1
2003	John Gockman	21-21	14-22	63	1
2004	Jason Reda	26-27	7-12	47	2
2005	Jason Reda	20-20	13-20	59	1
2006	Jason Reda	24-24	15-19	69	1
2007	Jason Reda	44-45	16-18	92	2
2008	Matt Eller	39-41	15-20	84	1
2009	Matt Eller	23-24	4-10	35	2
2010	Derek Dimke	43-43	24-29	115	2
2011	Derek Dimke	34-34	10-12	56	1
2012	Taylor Zalewski	12-12	4-7	54	2
2013	Taylor Zalewski	38-38	12-17	74	1
2014	David Reisner	22-24	6-11	40	2
2015	Taylor Zalewski	31-31	16-25	79	1
2016	Chase McLaughlin	26-26	12-17	62	1
2017	Chase McLaughlin	17-17	12-17	53	1
2018	Chase McLaughlin	36-36	20-25	96	1
2019	James McCourt	42-43	13-19	81	1
2020	James McCourt	15-15	6-10	33	1
2021	James McCourt	26-26	18-23	80	1
2022	Caleb Griffin	32-32	14-19	74	2

! Also scored four TDs for total of 57 points - * Also scored four TDs for total of 41 points - @ Also scored four TDs for total of 42 points - # Also scored one TD for total of 31 points - \$ Also scored five TDs for total of 51 points - & Also scored one TD for a total of 110 points

50+ YARD FIELD GOALS

57	James McCourt vs. Eastern Michigan, 9/14/2019
57	Dan Beaver vs. Purdue, 10/18/1995
55	Doug Higgins vs. Michigan State, 10/20/1990
54	Chase McLaughlin vs. Western Illinois, 9/8/2018
54	Taylor Zalewski vs. Purdue, 11/17/2012
53	James McCourt at Iowa, 11/20/2021
53	James McCourt vs. UTSA, 9/4/2021
53	James McCourt at Connecticut, 9/7/2019
53	Chase McLaughlin vs. South Florida, 9/15/2018
53	Chase McLaughlin vs. Minnesota, 10/29/2016
53	Doug Higgins vs. Minnesota, 10/31/1987
53	Mike Bass at Syracuse, 9/18/1982
53	Dave Finzer at Purdue, 10/15/1977
52	Caleb Griffin vs. Mississippi State, 1/2/2023
52	James McCourt vs. UTSA, 9/4/2021
52	Chase McLaughlin at Wisconsin, 10/20/2018
52	Derek Dimke vs. Missouri, 9/4/2010
52	Jason Reda at Indiana, 10/8/2005
52	John Gockman vs. Northwestern, 11/22/2001
52	Chris Richardson vs. Iowa, 10/15/1994
52	Chris White vs. Michigan State, 9/22/1984
52	Mike Bass at Iowa, 10/30/1982
52	Kirk Bostrom at Air Force, 9/22/1979
52	Dan Beaver vs. Washington State, 10/4/1975
52	Dan Beaver vs. Purdue, 10/13/1973
52	Lonnie Perrin vs. Penn State, 10/7/1972
51	James McCourt at Purdue, 9/25/2021
51	Taylor Zalewski vs. Middle Tenn St, 9/26/2015
51	Taylor Zalewski vs. Northwestern, 11/30/2013
51	Matt Eller vs. Louisiana-Lafayette, 9/13/2008
51	Jason Reda at Minnesota, 11/3/2007
51	John Gockman vs. Minnesota, 10/6/2001
51	Bret Scheuplein at Wisconsin, 11/25/1995
51	Chris White vs. Indiana, 11/16/1985
51	Dan McKissic vs. Purdue, 11/4/1967
50	James McCourt vs. Michigan, 10/12/2019
50	James McCourt vs. Northwestern, 11/30/2019
50	Chase McLaughlin vs. Kent State, 9/1/2018
50	Derek Dimke at Penn State, 10/9/2010
50	Jason Reda vs. Wisconsin, 10/6/2007
50	Jason Reda at Syracuse, 9/15/2007
50	Neil Rackers at Iowa, 11/6/1999
50	Neil Rackers at Ohio State, 11/13/1999
50	Chris White at Missouri, 9/10/1983
50	Mike Bass at Minnesota, 10/2/1982
50	Dan Beaver at Iowa, 10/26/1974
50	Earl Britton at Iowa, 10/20/1923

CAREER 50+ YARD FIELD GOALS

1.	James McCourt, 2016-21	7
2.	Chase McLaughlin, 2014-18	5
3.	Jason Reda, 2004-07	4
	Dan Beaver, 1973-76	4

SEASON 50+ YARD FIELD GOALS

1.	James McCourt, 2021	4
	James McCourt, 2019	4
	Chase McLaughlin, 2018	4
4.	Jason Reda, 2007	3

LONGEST SCORING PLAYS

KO return	100	V'Angelo Bentley vs. Southern Illinois, 8/31/2013
	100	Travis Williams on a lateral from Eugene Wilson vs. Purdue, 10/12/2002
Punt return	92	Dike Eddleman vs. W. Michigan, 11/8/1947
Rush	93	Buddy Young at Great Lakes, 9/20/1944
Pass	90	Mike Taliaferro to Mike Yavorski vs. Ohio State, 10/13/1962
FG	57	James McCourt vs. Eastern Michigan, 9/14/2019
	57	Dan Beaver vs. Purdue, 10/18/1975
Defensive PAT	100	Quintin Parker vs. Wisconsin, 10/28/1989
Int return	98	Julius Rykovich vs. Ohio State, 11/16/1946
	98	Bruce Sullivan at Michigan, 11/5/1966
	98	Willie Osley vs. Washington, 10/2/1971
Blk FG return	66	Mel Agee (nine yards with the block), Mike Poloskey (12 yards), Quintin Parker (45 yards after lateral from Poloskey) at Ohio State, 10/6/1990
Fumble return	96	Jeff Arneson at Ohio State, 10/10/1992

PUNTING RECORDS

CAREER PUNTING AVERAGE

1.	Blake Hayes, 2017-21	43.8
2.	Steve Weatherford, 2002-05	43.5
3.	Steve Fitts, 1998-2001	41.7
4.	Justin DuVernois, 2011-2014	41.6
5.	Ryan Tabloff, 1996-97	40.9
6.	Anthony Santella, 2007-10	40.8
7.	Bill Brown, 1958-60	40.3
8.	Ryan Frain, 2012-16	40.1
9.	J.C. Caroline, 1953-54	39.7
10.	Brett Larsen, 1992-95	39.5

SEASON PUNTING AVERAGE

1.	Steve Weatherford, 2004	45.4
2.	Blake Hayes, 2021	45.1
3.	Anthony Santella, 2010	44.8
4.	Blake Hayes, 2019	44.6
5.	Steve Weatherford, 2003	44.5
6.	Justin DuVernois, 2014	44.0
7.	Blake Hayes, 2020	43.8
8.	Blake Hayes, 2018	43.6
9.	Dike Eddleman, 1948	43.0
10.	Steve Weatherford, 2005	42.6

SINGLE-GAME PUNTING AVERAGE (min. 3 punts)

1.	Ryan Frain at Purdue, 11/7/2015	58.0
2.	Blake Hayes at Northwestern, 12/12/2020	55.0
3.	Bill Brown at Michigan, 11/8/1958	54.3
4.	Dike Eddleman vs. Purdue, 10/5/1946	54.0
5.	Blake Hayes vs. Kent State, 9/1/2018	53.4
6.	Steve Weatherford vs. Michigan State, 10/9/2004	53.2
7.	Dike Eddleman vs. Ohio State, 11/3/1948	53.0
8.	Blake Hayes at Minnesota, 10/21/2017	52.4
9.	Justin DuVernois at Washington, 9/13/2014	51.7
10.	Anthony Santella vs. Southern Illinois, 9/11/2010	50.8
	Chris Sigourney vs. Michigan State, 9/11/1982	50.8

CAREER PUNTS

1.	Blake Hayes, 2017-21	326
2.	Steve Fitts, 1998-2001	256
3.	Justin DuVernois, 2011-14	254
4.	Anthony Santella, 2007-10	244
5.	Phil Vierniesel, 1973-76	229
6.	Chris Sigourney, 1979, 81-83	227
7.	Chad Little, 1984-87	215
8.	Terry Masar, 1969-71	198
9.	Steve Weatherford, 2002-05	193
10.	Brett Larsen, 1992-95	191

SEASON PUNTS

1.	Terry Masar, 1971	85
2.	Brett Larsen, 1995	81
3.	Ryan Tabloff, 1997	78
4.	Blake Hayes, 2019	77
	Blake Hayes, 2017	77
	Justin DuVernois, 2014	77
	Steve Fitts, 1998	77
7.	Justin DuVernois, 2012	73
	Brian Menkhausen, 1988	73
	Charlie Bareither, 1968	73

SINGLE-GAME PUNTS

1.	Les Lindberg	18	692	vs. Army, 11/3/1934
2.	Ralph Ehni	15	635	at USC, 10/14/1939
3.	Steve Fitts	13	482	vs. Penn State, 10/30/1999
	Brett Larsen	13	551	vs. Arizona, 9/16/1995
5.	Ryan Frain	12	457	at Penn State, 10/31/2015
	Terry Masar	12	440	vs. Northwestern, 10/3/1971
	Dave Strong	12	516	at Iowa, 10/17/1936
7.	Blake Hayes	11	469	at Ohio State, 11/18/2017
	Blake Hayes	11	455	vs. Indiana, 11/11/2017
	Steve Fitts	11	407	vs. Louisville, 9/19/1998
	Ryan Tabloff	11	429	at Iowa, 9/27/1997
	Kirk Bostrom	11	437	at Michigan, 10/25/1980
	Dave Finzer	11	341	at Missouri, 10/7/1978
	Terry Masar	11	450	at Michigan, 10/9/1971
	Terry Masar	11	480	vs. Oregon, 9/19/1970

CAREER PUNTING YARDAGE

1.	Blake Hayes, 2017-21	14,275
2.	Steve Fitts, 1998-2001	10,671
3.	Justin DuVernois, 2011-14	10,571
4.	Anthony Santella, 2007-10	9,964
5.	Phil Vierniesel, 1973-76	9,008
6.	Chris Sigourney, 1979-83	8,935
7.	Steve Weatherford, 2002-05	8,402
8.	Chad Little, 1984-87	8,354
9.	Terry Masar, 1969-71	7,587
10.	Brett Larsen, 1992-95	7,547

SEASON PUNTING YARDAGE

1.	Blake Hayes, 2019	3,437
2.	Justin DuVernois, 2014	3,388
3.	Brett Larsen, 1995	3,306
4.	Terry Masar, 1971	3,255
5.	Blake Hayes, 2017	3,231
6.	Ryan Tabloff, 1997	3,195
7.	Steve Fitts, 1998	3,182
8.	Blake Hayes, 2021	3,068
9.	Justin DuVernois, 2012	3,060
10.	Anthony Santella, 2010	2,866

SINGLE-GAME PUNTING YARDAGE

1.	Les Lindberg vs. Army, 11/3/1934	.692
2.	Ralph Ehni at USC, 10/14/1939	.635
3.	Brett Larsen vs. Arizona, 9/16/1995	.551
4.	Dave Strong at Iowa, 10/17/1936	.516
5.	Charlie Bareither vs. Missouri, 9/28/6198	.494
6.	Steve Fitts vs. Penn State, 10/30/1999	.482
	Steve Fitts vs. Ohio State, 10/10/1998	.482
8.	Terry Masar vs. Oregon, 9/17/1970	.480
9.	Blake Hayes at Ohio State, 11/18/2017	.469
10.	Steve Fitts at Michigan, 9/29/2001	.466

SEASON FEWEST TOUCHBACKS

(since 1998, min. 40 punts)		
1.	Blake Hayes, 2020	1
2.	Blake Hayes, 2021	2
	Blake Hayes, 2019	2
	Blake Hayes, 2017	2
	Justin DuVernois, 2013	2
	Justin DuVernois, 2012	2
7.	Justin DuVernois, 2011	3
8.	Ryan Frain, 2016	4
	Steve Fitts, 2000	4
10.	Hugh Robertson, 2022	5
	Blake Hayes, 2018	5
	Anthony Santella, 2009	5
	Anthony Santella, 2008	5
	Anthony Santella, 2007	5

SEASON LOWEST TOUCHBACKS PERCENTAGE

(since 1998, min. 40 punts)		
1.	Blake Hayes, 2020	2.4% (1/42)
2.	Blake Hayes, 2019	2.6% (2/77)
	Blake Hayes, 2017	2.6% (2/77)
4.	Justin DuVernois, 2012	2.7% (2/73)
5.	Blake Hayes, 2021	2.9% (2/68)
6.	Justin DuVernois, 2013	3.9% (2/51)
5.	Justin DuVernois, 2011	5.7% (3/53)
7.	Ryan Frain, 2016	7.5% (4/53)
8.	Steve Fitts, 2000	7.69% (4/52)
9.	Steve Fitts, 1998	7.79% (6/77)
10.	Anthony Santella, 2007	7.81% (5/64)

SEASON PUNTS INSIDE THE 20 (since 1998)

1.	Blake Hayes, 2021	34
2.	Blake Hayes, 2019	32
3.	Steve Weatherford, 2003	23
4.	Blake Hayes, 2017	22
5.	Blake Hayes, 2018	21
6.	Justin DuVernois, 2014	20
7.	Justin DuVernois, 2012	19
	Anthony Santella, 2010	19
	Steve Fitts, 2001	19
10.	Hugh Robertson, 2022	18
	Ryan Frain, 2016	18

CAREER PUNTS INSIDE THE 20 (since 1998)

1.	Blake Hayes, 2017-21	125
----	----------------------	-----

SEASON PUNTS INSIDE THE 20 PERCENTAGE

(since 1998, min. 40 punts)		
1.	Blake Hayes, 2021	50.0% (34/68)
2.	Blake Hayes, 2019	41.6% (32/77)
3.	Steve Weatherford, 2004	40.4% (23/57)
4.	Blake Hayes, 2020	38.1% (16/42)
5.	Ryan Frain, 2016	34.0% (18/53)
6.	Blake Hayes, 2018	33.9% (21/62)
7.	Justin DuVernois, 2011	32.1% (17/53)
8.	Steve Fitts, 2001	30.6% (19/62)
9.	Anthony Santella, 2010	29.7% (19/64)
10.	Blake Hayes, 2022	29.5% (18/61)

CAREER 50+ YARD PUNTS (since 1998)

1.	Blake Hayes, 2017-21	71
----	----------------------	----

SEASON 50+ YARD PUNTS (since 1998)

1.	Blake Hayes, 2019	22
2.	Justin DuVernois, 2014	20
3.	Steve Weatherford, 2005	19
	Steve Weatherford, 2004	19
5.	Anthony Santella, 2010	18
6.	Blake Hayes, 2021	16
	Steve Weatherford, 2003	16
8.	Justin DuVernois, 2012	15
9.	Blake Hayes, 2018	14
10.	Anthony Santella, 2009	11

LONGEST PUNTS

88	Dike Eddleman vs. Iowa, 11/6/1948
86	Dike Eddleman vs. Ohio State, 11/13/1948
86	Bill Butkovich vs. Michigan, 10/27/1945
85	Ryan Tabloff vs. Purdue, 10/25/1997
85	Phil Vierniesel vs. Michigan State, 10/19/1974
82	Phil Vierniesel at Ohio State, 11/2/1974
80	Blake Hayes at Purdue, 9/25/2021
80	Brett Larsen vs. Arizona, 9/16/1995
79	Steve Weatherford vs. Michigan State, 10/9/2004
78	Steve Fitts vs. Wisconsin, 10/17/1998
75	Steve Fitts vs. Minnesota, 10/16/1999
74	Justin DuVernois at Nebraska, 9/27/2014
74	Steve Fitts vs. Arkansas State, 9/4/1999
74	Dike Eddleman vs. Iowa, 11/6/1948
72	Ryan Frain vs. Ohio State, 11/14/2015
72	Justin DuVernois at Wisconsin, 10/11/2014
72	Justin DuVernois vs. Western Michigan, 9/1/2012
71	Justin DuVernois vs. Penn State, 11/22/2014
71	Chad Little vs. Northwestern, 9/1/1984
70	Blake Hayes vs. Michigan, 10/12/2019
70	Steve Weatherford at Purdue, 11/12/2005
70	Steve Fitts at Indiana, 10/2/1999
70	Bill Tate at Wisconsin, 10/4/1952
69	Blake Hayes vs. Kent State, 9/1/2018
69	Steve Fitts vs. Penn State, 11/10/2001
69	Chad Little at Purdue, 10/12/1985
69	Chris Sigourney at Purdue, 10/22/1983
69	Dave Finzer at Michigan State, 10/29/1977
69	Phil Vierniesel at Indiana, 9/15/1973
69	Phil Vierniesel vs. West Virginia, 9/29/1973
68	Steve Fitts at Michigan, 9/29/2001
68	Dave Finzer vs. Northwestern, 9/9/1978
67	Ryan Frain at Michigan, 11/22/2016

PUNTING RECORDS

YEARLY PUNTING LEADERS (min. 10 punts)

(Includes bowl games)

Year	Player	Avg
1946	Dike Eddleman	39.3
1947	Dike Eddleman	35.2
1948	Dike Eddleman	43.0
1949	John Vukelich	34.6
1950	Don Laz	37.0
1951	Ken Miller	37.3
1952	Ken Miller	39.9
1953	Ken Miller	37.6
1954	J. C. Caroline	40.4
1955	Abe Woodson	39.6
1956	Abe Woodson	37.7
1957	Jack Delveaux	33.9
1958	Bill Brown	40.2
1959	Bill Brown	39.3
1960	Ed O'Bradovich	31.1
1961	Doug Mills	37.1
1962	Mike Taliaferro	33.2
1963	Mike Taliaferro	36.2
1964	George Donnelly	38.2
1965	Terry Miller	35.0
1966	Terry Miller	35.5
1967	Terry Miller	36.6
1968	Charlie Bareither	36.2
1969	Terry Masar	38.2
1970	Terry Masar	38.8
1971	Terry Masar	38.3
1972	Jim Rucks	36.3
1973	Phil Viemeisel	37.3
1974	Phil Viemeisel	39.0
1975	Phil Viemeisel	40.8
1976	Phil Viemeisel	40.8
1977	Dave Finzer	37.3
1978	Dave Finzer	36.3
1979	Chris Sigourney	34.9
1980	Kirk Bostrom	36.7
1981	Chris Sigourney	41.5
1982	Chris Sigourney	40.5
1983	Chris Sigourney	40.6
1984	Chad Little	38.9
1985	Chad Little	40.4
1986	Chad Little	38.9
1987	Chad Little	37.6
1988	Brian Menkhausen	36.4
1989	Brian Menkhausen	41.3
1990	Forry Wells	39.0
1991	Forry Wells	38.7
1992	Forry Wells	39.6
1993	Forry Wells	40.9
1994	Brett Larsen	40.6
1995	Brett Larsen	40.8
1996	Jason Higgins	39.1
1997	Ryan Tabloff	41.0
1998	Steve Fitts	41.3
1999	Steve Fitts	42.3
2000	Steve Fitts	40.9
2001	Steve Fitts	42.1
2002	Steve Weatherford	39.7
2003	Steve Weatherford	44.5
2004	Steve Weatherford	45.4
2005	Steve Weatherford	42.6
2006	Kyle Yelton	37.4
2007	Anthony Santella	37.7
2008	Anthony Santella	38.4
2009	Anthony Santella	41.3
2010	Anthony Santella	44.8
2011	Ryan Lankford	40.1
2012	Justin DuVernois	41.9
2013	Justin DuVernois	41.1
2014	Justin DuVernois	44.0
2015	Ryan Frain	40.2
2016	Ryan Frain	40.1
2017	Blake Hayes	42.0
2018	Blake Hayes	43.6
2019	Blake Hayes	44.6
2020	Blake Hayes	43.8
2021	Blake Hayes	45.1
2022	Hugh Robertson	40.0

PUNT RETURN RECORDS

CAREER PUNT RETURN AVERAGE (min. 12 returns)

1.	Dike Eddleman, 1946-48	20.4 (18-387)
2.	Gary Windy, 1970	14.8 (17-252)
3.	V'Angelo Bentley, 2012-15	11.0 (50-550)
4.	Mike Gow, 1972-74	10.5 (62-650)
5.	Red Grange, 1923-25	10.1 (48-486)
6.	Eugene Wilson, 1999-2002	9.63 (93-896)
7.	Gary Voelker, 1992-93	9.59 (57-547)
8.	Marquis Mosely, 1993-96	9.4 (49-458)
9.	Donny Navarro, 2019-21	7.7 (21-162)
10.	Kyle Hudson, 2005-07	7.5 (17-128)
11.	Isaiah Williams, 2019-22	7.5 (16-120)
12.	E.B. Halsey, 2003-06	6.7 (74-494)

SEASON PUNT RETURN AVERAGE (min. 7 returns)

1.	Dike Eddleman, 1948	32.8 (8-262)
2.	Christian Morton, 2000	24.4 (8-195)
3.	Dike Eddleman, 1947	21.5 (15-323)
4.	V'Angelo Bentley, 2013	15.8 (12-189)
5.	Gary Windy, 1970	14.8 (17-252)
6.	Red Grange, 1923	14.1 (15-212)
7.	Gary Voelker, 1992	12.2 (18-219)
8.	Miles Osei, 2013	12.0 (7-84)
9.	Mike Gow, 1972	11.8 (24-282)
10.	Eugene Wilson, 2002	11.7 (23-270)

SINGLE-GAME PUNT RETURN AVERAGE (min. 2 ret.)

1.	Dike Eddleman vs. Minnesota, 10/18/1947	51.0 (2-102)
2.	Red Grange vs. Nebraska, 10/6/1923	31.3 (4-125)
3.	V'Angelo Bentley vs. Kent St, 9/5/2015	28.3 (3-85)
4.	V'Angelo Bentley vs. Ohio State, 11/16/2013	27.3 (3-82)
5.	Eugene Wilson at Southern Miss, 9/7/2002	22.7 (4-91)
6.	Eugene Wilson at Indiana, 10/13/2001	22.3 (3-67)
7.	Donny Navarro vs. Northwestern, 11/27/2021	22.0 (3-66)
8.	Gary Windy vs. Syracuse, 10/3/1970	21.8 (4-87)
9.	Gary Voelker at Minnesota, 10/3/1992	20.2 (5-101)
10.	Mike Dudek vs. Ball State, 9/2/2017	18.3 (3-55)
11.	Red Grange vs. Butler, 10/10/1925	17.2 (5-86)

CAREER PUNT RETURN YARDAGE

1.	Eugene Wilson, 1999-02	896 (93-9.6)
2.	Darryl Usher, 1985-87	756 (90-8.4)
3.	Mike Gow, 1972-74	650 (62-10.5)
4.	V'Angelo Bentley, 2012-15	550 (50-11.0)
5.	Gary Voelker, 1992-93	547 (57-9.6)
6.	E.B. Halsey, 2003-06	491 (74-6.7)
7.	Red Grange, 1923-25	486 (48-10.1)
8.	Marquis Mosely, 1993-96	458 (49-9.4)
9.	Dike Eddleman, 1946-48	407 (20-20.4)
10.	Christian Morton, 2000-03	337 (30-11.2)

SEASON PUNT RETURN YARDAGE

1.	Dike Eddleman, 1947	323 (15-21.5)
2.	Darryl Usher, 1987	308 (37-8.3)
3.	Eugene Wilson, 1999	304 (32-9.8)
4.	Mike Gow, 1972	282 (24-11.8)
5.	Eugene Wilson, 2002	270 (23-11.7)
6.	Darryl Usher, 1985	268 (27-9.9)
7.	Dike Eddleman, 1948	262 (8-32.8)
8.	Gary Windy, 1970	252 (17-14.8)
9.	Eugene Wilson, 2001	250 (25-10.0)
	Marquis Mosely, 1996	250 (25-10.0)

SINGLE-GAME PUNT RETURN YARDAGE

1.	Red Grange vs. Nebraska, 10/6/1923	125
2.	Eugene Wilson vs. San Diego St., 9/11/1999	109
3.	Dike Eddleman vs. Minnesota, 10/18/1947	102
4.	Marquis Mosely vs. Akron, 9/21/1996	101
	Gary Voelker at Minnesota, 10/3/1992	101
6.	Dike Eddleman vs. Western Michigan, 11/8/1947	92
7.	Eugene Wilson at Southern Miss, 9/7/2002	91
8.	Ethan Blackaby vs. Wisconsin, 11/12/1960	88
9.	Gary Windy vs. Syracuse, 10/3/1970	87
10.	Red Grange vs. Butler, 10/10/1925	86

YEARLY PUNT RETURN LEADERS

Year	Player	No	Yds	Avg	TD	LNG
1967	Dave Jackson	7	104	2.4	1	78
1968	Charlie Bareither	10	28	2.8	0	7
1969	Dave Jackson	6	54	9.0	0	20
1970	Gary Windy	17	252	14.8	1	69
1971	Willie Osley	13	72	5.5	0	23
1972	Mike Gow	24	282	11.7	0	44
1973	Mike Gow	20	194	9.7	0	32
1974	Mike Gow	18	174	9.6	1	56
1975	Bruce Beaman	8	35	4.4	0	14
1976	Derwin Tucker	11	29	2.6	0	11
1977	James Coleman	5	45	9.0	0	24
1978	Dale Hardy	14	67	4.8	0	14
1979	Bonji Bonner	9	62	6.9	0	18
1980	Mike Martin	15	123	8.2	0	29
1981	Mike Martin	20	122	6.1	0	38
1982	Kirby Wilson	12	114	9.5	1	46
1983	Don Passmore	32	143	4.5	0	15
1984	George Arvanitis	37	261	7.1	0	28
1985	Darryl Usher	31	302	9.7	0	24
1986	Darryl Usher	26	180	6.9	0	24
1987	Darryl Usher	37	308	8.3	0	41
1988	Steve Mueller	25	107	4.3	0	14
1989	Steven Williams	35	334	9.5	0	35
1990	Steve Mueller	17	123	7.2	0	16
1991	Kameno Bell	13	101	7.8	0	18
1992	Gary Voelker	18	219	12.2	0	61
1993	Gary Voelker	39	328	8.4	0	32
1994	Marquis Mosely	18	140	7.8	0	20
1995	Marquis Mosely	6	68	11.3	0	30
1996	Marquis Mosely	25	250	10.0	0	41
1997	Rob Majoy	30	158	5.3	0	14
1998	Rob Majoy	14	96	6.9	0	30
1999	Eugene Wilson	32	304	9.8	1	65
2000	Chrisitan Morton	8	195	24.4	1	80
2001	Eugene Wilson	25	250	10.0	0	46
2002	Eugene Wilson	23	270	11.7	1	70
2003	E.B. Halsey	8	79	9.9	1	41
	Christian Morton	8	56	7.0	0	16
2004	E.B. Halsey	27	226	8.4	0	40
2005	E.B. Halsey	16	73	4.6	0	21
2006	E.B. Halsey	23	113	5.0	0	20
2007	Kyle Hudson	17	128	7.5	0	34
2008	Arrelious Benn	15	114	7.6	0	31
2009	Jarred Fayson	7	41	5.9	0	9
2010	Jack Ramsey	13	38	2.9	0	21
2011	Ryan Lankford	19	33	1.7	0	11
2012	Tommy Davis	11	26	2.4	0	11
2013	V'Angelo Bentley	12	189	15.8	1	67
2014	V'Angelo Bentley	12	123	10.2	0	40
2015	V'Angelo Bentley	26	238	9.2	0	48
2016	Darius Mosely	21	102	4.9	0	22
2017	Mike Dudek	6	65	10.8	0	52
2018	Mike Dudek	1	26	26.0	0	26
2019	Jordan Holmes	10	73	7.3	0	17
2020	Donny Navarro III	1	16	16.0	0	16
2021	Donny Navarro III	16	121	7.6	0	37
2022	Isaiah Williams	16	120	7.5	0	24

LONGEST PUNT RETURNS

92	Dike Eddleman vs. Western Michigan, 11/8/1947
89	Dike Eddleman vs. Minnesota, 10/18/1947
88	Ethan Blackaby vs. Wisconsin, 11/12/1960
82	Buddy Young vs. Illinois-Normal, 9/16/1944
82	Paul Patterson vs. Indiana, 9/23/1944
81	Bill Daley vs. Minnesota, 10/10/1942
80	Christian Morton vs. Indiana, 11/4/2000
78	Dave Jackson vs. Pittsburgh, 9/30/1967
75	Chick Maggioli at Pittsburgh, 9/21/1946
70	Doug Mills vs. Chicago, 11/16/1929
67	V'Angelo Bentley vs. Ohio State, 11/16/2013
66	Red Grange vs. Nebraska, 10/6/1923
65	Eugene Wilson vs. Arkansas State, 9/4/1999
65*	Jack Pierce vs. Army, 10/9/1948
65	Harold Pogue at Wisconsin, 11/20/1914
63	Doug Mills at Michigan, 10/25/1930
62	Phil Knell at Indiana, 10/15/1966
61	Al Brosky at Iowa, 11/11/1950
61	Gary Voelker at Minnesota, 10/3/1992
60	Mick Smith at Michigan, 11/5/1966
56*	Eugene Wilson vs. San Diego State, 9/11/1999
56*	Stan Stastica at Ohio State, 11/17/1945
56*	Mike Gow at Stanford, 9/21/1974
56	Murney Lazier vs. Iowa, 11/6/1948
55	Harold Pogue at Wisconsin, 11/21/1914
52*	Mike Dudek vs. Ball State, 9/2/2017
50*	V'Angelo Bentley vs. Miami (Ohio), 9/28/2013
48	V'Angelo Bentley vs. Kent State, 9/5/2015
46	Kirby Wilson at Minnesota, 10/2/1982
46	Eugene Wilson at Indiana, 10/13/2001
45	Mike Gow vs. Michigan, 11/9/1974
44*	Mike Gow vs. Wisconsin, 11/18/1972

* - Non-scoring play

KICK RETURN RECORDS

CAREER KICKOFF RETURN AVERAGE (min. 15 ret.)

1.	Red Grange, 1923-25	30.2 (15-453)
2.	Mike Bellamy, 1988-89	26.4 (18-475)
3.	Pierre Thomas, 2003-06	25.3 (59-1,495)
4.	Dre Brown, 2016-19	24.6 (46-1,130)
5.	Arrelious Benn, 2007-09	23.7 (42-996)
6.	Bruce Beaman, 1972-74	23.0 (30-689)
7.	Ray Wilson, 1983-86	22.9 (22-503)
8.	Chubby Phillips, 1973-76	22.8 (46-1,048)
9.	Darryl Usher, 1985-87	22.6 (42-950)
10.	George McDonald-Ashford, 1995-98	22.4 (57-1,276)
11.	V'Angelo Bentley, 2012-15	21.6 (86-1,860)

SEASON KICKOFF RETURN AVERAGE (min. 10 ret.)

1.	Darryl Usher, 1987	29.7 (15-445)
2.	Mike Bellamy, 1989	28.7 (16-459)
3.	Arrelious Benn, 2007	28.0 (10-280)
4.	Pierre Thomas, 2004	27.1 (25-677)
5.	Arrelious Benn, 2009	26.5 (12-318)
	Keith Jones, 1986	26.5 (15-398)
7.	Marshall Starks, 1960	26.3 (N/A)
8.	Bruce Beaman, 1972	26.2 (16-420)
9.	Rocky Harvey, 1998	25.4 (16-406)
10.	Dre Brown, 2019	25.3 (25-633)

SINGLE-GAME KICKOFF RETURN AVERAGE (min. 3 ret.)

1.	Greg Foster at Syracuse, 9/30/1978	46.3 (3-139)
2.	Pierre Thomas vs. Western Michigan, 9/18/2004	44.0 (3-132)
3.	Mike Bellamy vs. Indiana, 11/18/1989	42.5 (4-170)
4.	Red Grange vs. Michigan, 10/24/1924	42.0 (3-126)
5.	Darryl Usher at Northwestern, 11/21/1987	41.3 (3-124)
6.	Red Grange at Iowa, 10/17/1925	41.0 (3-123)
7.	Pierre Thomas vs. Purdue, 9/25/2004	40.3 (3-121)
8.	Bob Hayes vs. Michigan, 10/21/1972	33.0 (4-132)
9.	Chubby Phillips vs. Michigan State, 10/23/1976	32.8 (4-131)
10.	Dre Brown at Connecticut, 9/7/2019	32.6 (5-163)

CAREER KICKOFF RETURN YARDAGE

1.	V'Angelo Bentley, 2012-15	1,860 (86-21.0)
2.	Pierre Thomas, 2003-06	1,495 (59-25.3)
3.	Clinton Lynch, 1990-93	1,383 (64-21.6)
4.	George McDonald-Ashford, 1995-98	1,276 (57-22.4)
5.	Greg Foster, 1979-80	1,233 (58-21.3)
6.	Dre Brown, 2016-19	1,130 (46-24.6)
7.	Chubby Phillips, 1973-76	1,048 (46-22.8)
8.	Troy Pollard, 2007-11	1,055 (53-19.9)
9.	Arrelious Benn, 2007-09	996 (42-23.7)
10.	Darryl Usher, 1985-87	950 (42-22.6)

SEASON KICKOFF RETURN YARDAGE

1.	George McDonald-Ashford, 1996	736 (31-23.7)
2.	V'Angelo Bentley, 2014	692 (32-21.6)
3.	Pierre Thomas, 2004	677 (25-27.1)
4.	V'Angelo Bentley, 2013	663 (31-21.4)
5.	Dre Brown, 2019	633 (25-24.6)
6.	Clinton Lynch, 1990	585 (26-22.5)
7.	James Coleman, 1977	572 (23-24.9)
8.	Kendrick Foster, 2016	554 (28-19.8)
9.	Greg Foster, 1978	550 (23-23.9)
10.	Christian Morton, 2000	539 (27-20.0)

SINGLE-GAME KICKOFF RETURN YARDAGE

1.	Mike Bellamy vs. Indiana, 11/18/1989	170 (4-42.5)
2.	E.B. Halsey vs. Wisconsin, 9/27/2003	167 (6-29.3)
3.	V'Angelo Bentley at Washington, 9/13/2014	139 (5-27.8)
	Greg Foster at Syracuse, 9/30/1978	139 (3-46.3)
5.	Pierre Thomas vs. Western Michigan, 9/18/2004	132 (3-44.0)
	Bob Hayes vs. Michigan, 10/21/1972	132 (4-33.0)
7.	Kendrick Foster vs. Western Michigan, 9/17/2016	131 (5-26.2)
	Pierre Thomas vs. Michigan State, 9/24/2005	131 (5-26.2)
	Chubby Phillips vs. Michigan State, 10/23/1976	131 (4-32.8)
10.	Red Grange vs. Michigan, 10/24/1924	126 (3-42.0)

YEARLY KICK RETURN LEADERS

Year	Player	No	Yds	Avg	TD	LG
1971	Joe Lewis	12	224	18.7	0	28
1972	Bruce Beaman	16	420	23.2	0	72
1973	Chubby Phillips	8	224	28.0	1	72
1974	Chubby Phillips	11	228	20.7	0	45
1975	Chubby Phillips	15	312	20.8	0	36
1976	Chubby Phillips	12	283	23.6	0	73
1977	James Coleman	23	572	24.9	1	98
1978	Greg Foster	23	550	23.9	0	82
1979	Greg Foster	21	385	18.3	0	37
1980	Greg Foster	13	256	19.7	0	30
1981	Kirby Wilson	27	546	20.2	0	40
1982	Kirby Wilson	16	278	17.4	0	27
1983	Dwayne Pugh	9	183	20.3	0	44
1984	Larry Ashley	9	168	18.7	0	33
1985	Keith Jones	19	399	21.0	0	50
1986	Keith Jones	15	398	26.5	0	61
1987	Darryl Usher	15	445	29.7	0	51
1988	Keith Jones	13	234	18.0	0	27
1989	Mike Bellamy	16	459	28.7	0	89
1990	Clinton Lynch	26	449	22.5	0	37
1991	Clinton Lynch	26	501	19.3	0	41
1992	Jim Klein	16	294	18.4	0	35
1993	Gary Voelker	19	415	21.8	0	41
1994	Damien Platt	11	218	19.8	0	30
1995	George McDonald	16	331	20.7	0	37
1996	George McDonald	31	736	23.7	0	48
1997	Steve Havard	16	315	19.7	0	41
1998	Rocky Harvey	16	406	25.4	0	77
1999	Rocky Harvey	11	193	17.5	0	28
2000	Christian Morton	27	539	20.0	0	42
2001	Eugene Wilson	12	235	19.6	0	29
2002	Morris Virgil	16	332	20.8	0	36
2003	E.B. Halsey	16	378	23.6	0	66
2004	Pierre Thomas	25	677	27.1	1	99
2005	Pierre Thomas	20	461	23.0	0	48
2006	E.B. Halsey	13	227	17.5	0	25
2007	Jacob Willis	12	201	16.8	0	32
2008	A.J. Jenkins	22	490	22.3	1	96
2009	Arrelious Benn	12	318	26.5	0	40
2010	Darius Millines	22	430	19.5	0	43
2011	Troy Pollard	19	317	16.7	0	29
2012	Josh Ferguson	19	344	18.1	0	37
2013	V'Angelo Bentley	31	663	21.4	1	100
2014	V'Angelo Bentley	32	692	21.6	0	67
2015	V'Angelo Bentley	23	505	22.0	0	37
2016	Kendrick Foster	28	554	19.8	0	41
2017	Kendrick Foster	15	254	16.9	0	29
2018	Dre Brown	15	330	22.0	0	40
2019	Dre Brown	25	633	25.3	0	68
2020	Khmari Thompson	12	234	19.5	0	35
2021	Donny Navarro III	3	49	16.3	0	22
2022	Peyton Vining	9	188	20.9	0	43

LONGEST KICKOFF RETURNS

100	V'Angelo Bentley vs. Southern Illinois, 8/31/2013
100	Travis Williams vs. Purdue, 10/12/2002 (90 yards) on lateral from Eugene Wilson (10 yards)
99	Pierre Thomas vs. W. Michigan, 9/18/2004
98	James Coleman at Michigan State, 10/29/1977
98	George Uremovich vs. Indiana, 11/11/1972 (87 yards) on lateral from Lonnie Perrin (11 yards)
96	A.J. Jenkins vs. Indiana, 10/18/2008
96	Cecil Young vs. Purdue, 11/4/1961
95	John Karras at Ohio State, 11/12/1949
95	Red Grange vs. Michigan, 10/18/1924
94	Steve Havard vs. Indiana, 11/7/1998
90	Arrelious Benn vs. Penn State 9/29/2007
90	Eddie Bray at Northwestern, 11/20/1943
90	Potsy Clark vs. Chicago, 11/14/1914
89*	Mike Bellamy vs. Indiana, 11/18/1989
83	Bill Krall vs. Iowa Seahawks, 9/18/1943
83	Red Grange at Iowa, 10/17/1925
82*	Greg Foster at Syracuse, 9/30/1978
80	Don Greenwood at Pittsburgh, 10/21/1944
77*	Rocky Harvey vs. Louisville, 9/19/1998
77*	Ray Wilson at Northwestern, 11/23/1985
76	E.B. Halsey vs. Michigan State, 9/24/2005
75*	Pierre Thomas at Northwestern, 11/18/2006
72*	Pierre Thomas vs. Purdue, 9/25/2004
72*	Chubby Phillips vs. West Virginia, 9/20/1973
72*	Bruce Beaman at Iowa, 11/25/1972
68*	Dre Brown at Connecticut, 9/7/2019
67*	V'Angelo Bentley vs. Youngstown State, 8/30/2014
64*	Lonnie Perrin vs. Wisconsin, 11/18/1972
63*	Arrelious Benn vs. Wisconsin, 10/25/2008
53*	Rocky Harvey at Penn State, 10/31/1998
51*	Darryl Usher vs. Minnesota, 10/31/1987

* - Non-scoring play

DEFENSIVE RECORDS (INTERCEPTIONS)

CAREER INTERCEPTIONS

1.	Al Brosky, 1950-52	30	356
2.	Mike Gow, 1972-74	19	284
3.	Craig Swoope, 1982-85	13	272
	Mike Heaven, 1981-84	13	106
	George Donnelly, 1962-64	13	142
6.	Eugene Wilson, 1999-02	11	51
	Henry Jones, 1987-90	11	77
	Red Grange, 1923-25	11	247
8.	Trevor Starghill, 1994-97	10	22
	Ron Bess, 1965-67	10	--
	Phil Knell, 1964-68	10	140

SEASON INTERCEPTIONS

1.	Al Brosky, 1951	11	197
	Al Brosky, 1950	11	96
3.	Mike Gow, 1973	10	142
4.	George Donnelly, 1964	8	54
	Al Brosky, 1952	8	77
6.	Willie Osley, 1971	7	127
7.	Eugene Wilson, 2001	6	29
	Ron Bess, 1967	6	198
	Terry Miller, 1967	6	30
	Red Grange, 1925	6	83

SINGLE-GAME INTERCEPTIONS

1.	Mike Gow at Stanford, 9/21/1974	4
2.	Eugene Wilson vs. Penn State, 11/10/2001	3
	Duane Lyle vs. East Carolina, 9/23/1995	3
	Mike Gow vs. Minnesota, 11/17/1973	3
	Phil Knell at Purdue, 10/29/1966	3
6.	Several (last, Brown/Witherspoon at Northwestern, 11/27/2022)	2

YEARLY INTERCEPTION LEADERS

Year	Player	No	Yds	Avg	TD
1949	@Ruck Steger	3	30	10.0	0
1950	Al Brosky	11	96	8.7	1
1951	Al Brosky	11	197	17.9	0
1952	Al Brosky	8	77	9.6	0
1953-58	N/A				
1959	@Marshall Starks	4	74	18.5	0
1960-61	N/A				
1962	@Dick Butkus	2	10	5.0	0
1963	George Donnelly	5	88	17.6	0
1964	George Donnelly	8	54	6.8	0
1965	@Don Hansen	3	20	6.7	0
	@Ron Acks	3	0	0.0	0
1966	Phil Knell	7	83	11.9	0
1967	Ron Bess	6	198	33.0	1
1968	Charlie Bareither	3	63	21.0	0
1969	John Ryan	2	33	16.5	0
	Bob Bucklin	2	1	0.5	0
1970	Gary Windy	3	36	12.0	0
1971	Willie Osley	7	127	18.1	1
1972	Mike Gow	4	64	16.0	0
1973	Mike Gow	10	142	14.2	1
1974	Mike Gow	5	78	15.6	2
1975	Bill Cerney	2	49	24.5	0
	Mac McCracken	2	30	15.0	0
1976	Dale Hardy	3	115	38.3	0
1977	David Blakely	3	40	13.3	0
	John Meyer	3	34	11.3	0
1978	Lloyd Levitt	4	56	14.0	0
1979	Jack Squirek	2	32	16.0	0
	Bonji Bonner	2	21	10.5	0
	Dave Kelly	2	9	4.5	0
1980	6 players tied with one interception				
1981	Kelvin Atkins	2	7	3.5	0
	Craig Kirbel	2	0	0.0	0
1982	Craig Swoope	5	112	22.4	0
1983	David Edwards	5	95	19.0	2
	Mike Heaven	5	52	10.4	0
1984	Craig Swoope	3	101	33.7	1
	Mike Heaven	3	7	2.3	0
1985	Craig Swoope	3	8	2.7	0
	Todd Avery	3	2	0.7	0
1986	African Grant	2	4	2.0	0
1987	Keith Taylor	4	37	9.3	0
1988	Marlon Primous	3	11	3.7	0

1989	Henry Jones	5	58	11.6	0
1990	Romero Brice	3	17	5.7	0
	Henry Jones	3	16	5.3	0
1991	Filmel Johnson	3	24	8.0	0
1992	Filmel Johnson	2	28	14.0	0
	Jeff Arneson	2	14	7.0	0
1993	Antwoine Patton	4	13	3.3	0
1994	Robert Crumpton	4	(-4)	(-1.0)	0
1995	Kevin Hardy	3	26	8.7	0
	Dennis Stallings	3	58	19.3	0
	Duane Lyle	3	36	12.0	0
	Trevor Starghill	3	22	7.3	0
1996	Asim Pleas	4	41	10.3	1
	Trevor Starghill	4	0	0.0	0
1997	Trevor Starghill	2	0	0.0	0
	Ivan Benson	2	0	0.0	0
1998	Asim Pleas	3	100	33.3	1
1999	M. Abdullah	5	52	10.4	0
2000	Eugene Wilson	4	22	5.5	0
2001	Eugene Wilson	6	29	4.8	0
2002	Mike Hall	2	9	4.5	0
2003	Marc Jackson	1	0	0.0	0
	Travis Williams	1	32	32.0	1
2004	Kelvin Hayden	4	84	21.0	1
2005	Alan Ball	1	0	0.0	0
	James Cooper	1	41	41.0	0
	Justin Harrison	1	30	30.0	0
	Remond Willis	1	27	27.0	0
2006	Travon Bellamy	2	88	44.0	1
	Brit Miller	2	19	9.5	0
	Kevin Mitchell	2	0	0.0	0
2007	Kevin Mitchell	5	1	0.2	0
2008	Vontae Davis	2	12	6.0	0
2009	Russell Ellington	1	78	78.0	0
	Doug Pilcher	1	41	41.0	0
	Tavon Wilson	1	0	0.0	0
	Terry Hawthorne	1	44	44.0	1
	Garrett Edwards	1	12	12.0	0
2010	Trulon Henry	3	24	8.0	0
2011	Terry Hawthorne	3	39	13.0	1
2012	Steve Hull	2	17	8.5	0
2013	Jonathan Brown	1	16	16.0	0
	V'Angelo Bentley	1	6	6.0	0
	Taylor Barton	1	0	0.0	0
2014	Mason Monheim	2	52	26.0	1
2015	Taylor Barton	4	49	12.2	0
2016	Hardy Nickerson	2	33	16.5	0
	Darius Moseley	2	102	51.0	1
2017	Bennett Williams	3	55	18.3	0
2018	Del'Shawn Phillips	4	36	9.0	0
2019	Sydney Brown	3	84	28.0	1
	Dele Harding	3	94	31.3	2
2020	@Jake Hansen	2	12	6.0	0
	@Devon Witherspoon	2	0	0.0	0
2021	Kerby Joseph	5	12	2.4	0
2022	Sydney Brown	6	86	14.3	1

@ - Big Ten games only

LONGEST INTERCEPTION RETURNS

98	Willie Osley vs. Washington, 10/2/1971	
98	Bruce Sullivan at Michigan, 11/5/1966	
98	Julius Rykovich vs. Ohio State, 11/16/1946	
95	Eddie McGovern at Iowa, 11/6/1943	
93	Bruce Sullivan at Purdue, 10/29/1966	
92	Brian Williams vs. Indiana, 11/18/1989	
90	Red Grange vs. Northwestern, 10/27/1923	
89	Asim Pleas vs. Middle Tennessee, 9/12/1998	
83	Bobby Jackson at Purdue, 11/3/2001	
80	Arnold Wolgast# vs. Army, 11/9/1929	
78	Darius Moseley at Rutgers, 10/15/2016	
78*	Russell Ellington vs. Illinois State, 9/12/2009	
77	Taylor Barton vs. West Kentucky, 9/6/2014	
77*	Ron Bess vs. Notre Dame, 10/21/1967	
76	Sydney Brown at Michigan State, 11/9/2019	
75	Mondrian Long vs. Iowa, 11/14/2000	
75	Ron Bess vs. Notre Dame, 10/21/1967	
73	Craig Swoope vs. Indiana, 11/10/1984	
72	Justin Harrison vs. Michigan, 10/16/2004	
72*	Phil Pezzoli at Notre Dame, 10/15/1938	
68	Patrick Nixon-Youman vs. Indiana, 10/23/2010	
66	Jonathan Brown vs. Indiana, 10/23/2010	
65	Don Greenwood vs. Indiana, 9/23/1944	
62	Christian Morton at Purdue, 11/3/2001	
62	Phil Knell at Indiana, 10/15/1966	
61*	Dana Howard at Northwestern, 10/29/1994	
60	Harold Pogue at Minnesota, 10/21/1914	
59*	Lance Harkey vs. Southern Illinois, 9/14/1985	
58	Mason Monheim vs. Northwestern, 11/28/2015	
56*	Stan Wallace vs. Stanford, 1/1/1952	
55	Nana Agyeman vs. Middle Tennessee, 9/2/2000	
54	Dele Harding vs. Rutgers, 11/2/2019	
54	Jack Kane at Wisconsin, 10/9/1943	
53*	Dale Hardy vs. Northwestern, 11/20/1976	
52	Bob Mitchell vs. Iowa State, 10/1/1955	
52	Sam Zatkoff at Michigan, 10/26/1946	
52*	Frank Walker at Michigan, 10/25/1930	
51*	Antwoine Patton at Ohio State, 10/8/1994	
51*	Mike Dundy at UCLA, 10/25/1963	

* - Non-scoring play # - lateral pass

CONSECUTIVE GAMES WITH AN INTERCEPTION

1.	Al Brosky, 1950-52	15*
	began vs. Iowa 11/11/1950, ended vs. Minnesota 10/18/1952	

* - NCAA Record



Al Brosky had an NCAA-record 29 interceptions during his three-year Illini career, plus one more in the 1952 Rose Bowl to bring his Illinois record to 30 (NCAA did not recognize bowl game stats in records at the time).

DEFENSIVE RECORDS (TACKLES)

CAREER TACKLES

1.	Dana Howard, 1991-94	595
2.	John Sullivan, 1974-78	501
3.	Darrick Brownlow, 1987-90	483
4.	John Gillen, 1977-80	441
5.	John Holecek, 1991-94	436
6.	J Leman, 2004-07	407
7.	Mason Monheim, 2012-15	392
8.	Danny Clark, 1996-99	381
9.	Dick Butkus, 1962-64	374
10.	Steve Glasson, 1986-89	371

SEASON TACKLES

1.	John Sullivan, 1977	202
2.	Scott Studwell, 1976	177
3.	Darrick Brownlow, 1988	166
4.	Darrick Brownlow, 1990	161
5.	John Gillen, 1978	155
6.	Dele Harding, 2019	153
7.	J Leman, 2006	152
8.	Dana Howard, 1994	150
	Dana Howard, 1992	150
10.	Dana Howard, 1993	148
11.	Dana Howard, 1991	147

SINGLE-GAME TACKLES

1.	John Sullivan vs. Minnesota, 11/12/1977	34 (10-24)
2.	John Sullivan vs. Syracuse, 10/1/1977	27 (3-24)
3.	Bill Burrell vs. Purdue, 10/31/1959	26 (N/A)
4.	John Sullivan vs. Ohio State, 11/5/1977	25 (10-15)
5.	Dana Howard vs. Ohio State, 10/12/1991	24 (20-4)
6.	Dana Howard vs. Michigan State, 11/21/1992	23 (14-9)
	John Gillen at Ohio State, 11/11/1978	23 (9-14)
	John Gillen vs. Minnesota, 11/18/1977	23 (12-11)
	Scott Studwell at Purdue, 10/16/1976	23 (10-13)
	John Sullivan vs. Ohio State, 11/8/1975	23 (11-12)
	Tom Hicks vs. West Virginia, 9/29/1973	23 (14-9)
	Dick Butkus at Ohio State, 10/12/1963	23 (N/A)

SINGLE-GAME SOLO TACKLES

1.	Dana Howard vs. Ohio State, 10/12/1991	20
2.	Dana Howard vs. Michigan, 11/16/1991	16
3.	Tom Hicks vs. West Virginia, 9/29/1973	14
4.	Dana Howard vs. Michigan State, 11/21/1992	14
5.	Brit Miller at Wisconsin, 10/25/2008	13
	Vontae Davis vs. USC, 1/1/2008	13
	Dennis Stallings vs. Indiana, 10/5/1996	13
	Kevin Hardy vs. Michigan State, 10/14/1995	13
	Ed White at Ohio State, 10/11/1986	13
	Jack Squirek at Indiana, 11/15/1980	13
	John Sullivan vs. Purdue, 10/21/1978	13

YEARLY TACKLES LEADER

Year	Player	AT	ST	TT
1971	Dave Wright	53	49	102
1972	Larry Allen	57	45	102
1973	Ty McMillin	51	47	98
1974	Ty McMillin	80	39	119
1975	John Sullivan	69	72	141
1976	Scott Studwell	95	82	177
1977	John Sullivan	78	124	202
1978	John Gillen	80	75	155
1979	John Gillen	44	85	129
1980	John Gillen	53	65	118
1981	Jack Squirek	34	59	93
1982	Mike Weingrad	43	31	74
1983	Don Thorp	49	41	90
1984	Sam Ellsworth	42	29	71
1985	Mark Tagart	63	23	86
1986	Ed White	57	59	116
1987	Glenn Cobb	63	57	120
1988	Darrick Brownlow	99	67	166
1989	Darrick Brownlow	73	64	137
1990	Darrick Brownlow	105	56	161
1991	Dana Howard	102	45	147
1992	Dana Howard	85	65	150
1993	Dana Howard	89	59	148
1994	Dana Howard	84	66	150
1995	Dennis Stallings	90	40	130
1996	Dennis Stallings	87	48	135
1997	Danny Clark	70	25	95
1998	Danny Clark	84	31	115
1999	Danny Clark	82	37	119
2000	Robert Franklin	83	26	109
2001	Jerry Schumacher	85	40	125
2002	Jerry Schumacher	78	44	122
2003	Matt Sinclair	61	68	129
2004	Matt Sinclair	47	40	87
2005	Kevin Mitchell	49	29	78
2006	J Leman	75	77	152
2007	J Leman	71	61	132
2008	Brit Miller	72	60	132
2009	Ian Thomas	57	38	95
2010	Martez Wilson	47	65	112
2011	Jonathan Brown	62	46	108
2012	Mason Monheim	33	53	86
2013	Jonathan Brown	62	57	115
2014	Mason Monheim	43	68	111
2015	Clayton Fejedelem	74	66	140
2016	Hardy Nickerson	38	69	107
2017	Del'Shawn Phillips	46	39	85
2018	Jake Hansen	48	47	95
	Del'Shawn Phillips	45	50	95
2019	Dele Harding	68	85	153
2020	Jake Hansen	36	32	68
2021	Sydney Brown	50	31	81
2022	Isaac Darkangelo	42	29	71

CAREER TACKLES LEADERS



1. DANA HOWARD

Year	ST	AT	Total
1991	102	45	147
1992	85	65	150
1993	89	59	148
1994	84	66	150
Career	360	235	595



2. JOHN SULLIVAN

Year	ST	AT	Total
1974	5	3	8
1975	69	72	141
1976	3	4	7
1977	78	124	202
1978	76	67	143
Career	231	270	501



3. DARRICK BROWNLOW

Year	ST	AT	Total
1987	10	9	19
1988	99	67	166
1989	73	64	137
1990	105	56	161
Career	287	196	483



4. JOHN GILLEN

Year	ST	AT	Total
1977	12	27	39
1978	80	75	155
1979	44	85	129
1980	53	65	118
Career	189	252	441



5. JOHN HOLECEK

Year	ST	AT	Total
1991	37	25	62
1992	85	52	137
1993	79	57	136
1994	58	43	101
Career	259	177	436



6. J LEMAN

Year	ST	AT	Total
2004	28	28	56
2005	37	30	67
2006	75	77	152
2007	71	61	132
Career	211	196	407



7. MASON MONHEIM

Year	ST	AT	Total
2012	33	53	86
2013	42	55	97
2014	43	68	111
2015	34	64	98
Career	152	240	392



8. DANNY CLARK

Year	ST	AT	Total
1996	32	20	52
1997	70	25	95
1998	84	31	115
1999	82	37	119
Career	268	113	381



9. DICK BUTKUS

Year	ST	AT	Total
1962	na	na	97
1963	na	na	145
1964	na	na	132
Career	na	na	374



10. STEVE GLASSON

Year	ST	AT	Total
1986	38	46	84
1987	24	35	59
1988	57	52	109
1989	62	57	119
Career	181	190	371

DEFENSIVE RECORDS (TFL / SACKS)

CAREER TACKLES FOR LOSS

1.	Simeon Rice, 1992-95	69-385
2.	Moe Gardner, 1987-90	57-226
3.	Jonathan Brown, 2010-13	45.5-155
4.	Fred Wakefield, 1997-2000	42-158
5.	Don Thorp, 1980-83	40-191
6.	Dawuane Smoot, 2013-16	38.5-176
	J Leman, 2004-07	38.5-113
8.	Kevin Hardy, 1992-95	38-220
9.	Danny Clark, 1996-99	35-146
	Scott Davis, 1985-87	35-206

SEASON TACKLES FOR LOSS

1.	Simeon Rice, 1995	23-127
	Mike Poloskey, 1991	23-104
3.	Whitney Mercilus, 2011	22.5-123
4.	Fred Wakefield, 2000	21-78
5.	Carroll Phillips, 2016	20-89
	Simeon Rice, 1994	20-126
	Moe Gardner, 1989	20-92
8.	Jonathan Brown, 2011	19.5-63
9.	J Leman, 2006	19-65
	Mike Piel, 1987	19-88

SINGLE-GAME TACKLES FOR LOSS

1.	Jake Hansen vs. Kent State, 9/1/2018	6-8
	Jeff Weisse vs. Middle Tennessee, 9/12/1998	6-37
3.	Isaiah Gay at Iowa, 11/20/21	5.5-12
4.	Will Davis at Indiana, 9/22/2007	5-22
	Simeon Rice vs. Arizona, 9/16/1995	5-24
	Simeon Rice vs. Northern Illinois, 9/17/1994	5-28
	Simeon Rice vs. Washington State, 9/1/1994	5-36
	Simeon Rice vs. Oregon, 9/25/1993	5-17
	Mike Poloskey vs. East Carolina, 8/31/1991	5-12
	Mike Piel at Northwestern, 11/21/1987	5-15
	Jim Rucks vs. Tulane, 9/26/1970	5-27

YEARLY TACKLES FOR LOSS LEADERS

1970	Jim Rucks	10-78
1971	Tab Bennett	11-53
1972	Larry Allen	14-62
1973	Octavus Morgan	18-89
1974	John DiFelicianantonio	12-43
1975	John DiFelicianantonio	10-32
1976	John DiFelicianantonio	10-72
1977	Bruce Thornton	10-50
1978	John Gillen	9-28
1979	Kelvin Atkins	10-30
1980	John Gillen	10-41
1981	Don Thorp	12-71
1982	Nick Epps	9-40
	Don Thorp	9-28
1983	Don Thorp	18-99
1984	Guy Teafatiller	8-52
1985	Scott Davis	11-75
1986	Scott Davis	9-46
	Mike Piel	9-41
1987	Mike Piel	19-88
1988	Moe Gardner	10-31
1989	Moe Gardner	20-92
1990	Mel Agee	9-37
	Moe Gardner	9-32
	Darrick Brownlow	9-16
1991	Mike Poloskey	23-104
1992	Simeon Rice	11-67
1993	Mikki Johnson	17-73
1994	Simeon Rice	20-126
1995	Simeon Rice	23-127
1996	Jeff Weisse	5-19
1997	Danny Clark	13-55
1998	Garrett Johnson	11-49
1999	Danny Clark	11-65
2000	Fred Wakefield	21-78
2001	Jerry Schumacher	17-45
2002	Jerry Schumacher	12-50
	Derrick Strong	12-39
2003	Derrick Strong	11-28
2004	Matt Sinclair	8-47
2005	Chris Norwell	7.5-31

2006	J Leman	19-65
2007	Will Davis	12.5-56
2008	Brit Miller	15.5-63
2009	Clay Nurse	10.5-54
2010	Corey Liuget	12.5-43
2011	Whitney Mercilus	22.5-123
2012	Jonathan Brown	9.5-37
2013	Jonathan Brown	15-53
2014	Austin Teitsma	9.5-23
	Earnest Thomas III	9.5-39
2015	Dawuane Smoot	15-84
2016	Carroll Phillips	20.0-89
2017	James Crawford	5.5-30
2018	Bobby Roundtree	12.5-52
2019	Dele Harding	14.5-32
2020	Jake Hansen	10.0-31
2021	Isaiah Gay	10.0-36
2022	Jer Zhan Newton	14.0-66

CAREER QUARTERBACK SACKS (since 1983)

1.	Simeon Rice, 1992-95*	44.5
2.	Scott Davis, 1983-87	23.0
3.	Fred Wakefield, 1997-2000	21.0
4.	Mike Poloskey, 1988-91	20.0
5.	Whitney Mercilus, 2009-11	18.0
	Kevin Hardy, 1992-95	18.0
	Moe Gardner, 1987-90	18.0
8.	Dawuane Smoot, 2013-16	16.5
9.	Owen Carney Jr., 2017-2021	15.0
	Will Davis, 2005-08	15.0
	Derek Walker, 2005-08	15.0
	Terrell Washington, 1999-2001	15.0
	Mel Agee, 1987-90	15.0

* - Big Ten record

SEASON QUARTERBACK SACKS

1.	Whitney Mercilus, 2011	16.0
	Simeon Rice, 1994	16.0
2.	Mike Poloskey, 1991	15.0
4.	Simeon Rice, 1995	11.5
5.	Scott Davis, 1987	10.0
6.	Will Davis, 2007	9.5
7.	Oluwole Betiku Jr.	9.0
	Carroll Phillips, 2016	9.0
	Fred Wakefield, 2000	9.0
	Simeon Rice, 1992	9.0
	Moe Gardner, 1989	9.0
	Mel Agee, 1989	9.0
	Scott Davis, 1985	9.0

SINGLE-GAME QUARTERBACK SACKS

1.	Simeon Rice vs. Washington State, 9/1/1994	5 (-36)
2.	Clay Nurse at Minnesota, 11/7/2009	4 (-28)
	Will Davis at Indiana, 9/22/2007	4 (-18)
	Mike Poloskey vs. East Carolina, 8/31/1991	4 (-11)
5.	Oluwole Betiku Jr. at Connecticut, 9/1/2019	3.5 (-18)
	Jeff Weisse vs. Middle Tennessee, 9/12/1998	3.5 (-25)
7.	Owen Carney Jr. vs. Purdue, 10/31/2020	3 (-23)
	Whitney Mercilus at Indiana, 10/8/2011	3 (-27)
	Mark Butkus at Michigan State, 9/24/1983	3 (-27)
	Guy Teafatiller vs. Missouri, 9/8/1984	3 (-25)
	Scott Davis vs. East Carolina, 9/19/1987	3 (-12)
	Moe Gardner at Michigan State, 10/24/1987	3 (-28)
	Bobby Dawson at Northwestern, 11/21/1987	3 (-25)
	Simeon Rice at Houston, 9/19/1992	3 (-10)
	Simeon Rice vs. Oregon, 9/25/1993	3 (-10)
	Mikki Johnson vs. Northwestern, 10/30/1993	3 (-18)
	Simeon Rice at Northwestern, 10/29/1994	3 (-24)

QUARTERBACK SACKS BY A TRUE FRESHMAN

1.	Simeon Rice, 1992	9.0
2.	Gabe Jacas, 2022	4.0
	Bobby Roundtree, 2017	4.0

YEARLY QUARTERBACK SACK LEADERS

1983	Don Thorp	6.0-48
1984	Guy Teafatiller	5.0-43
1985	Scott Davis	10.0-67
1986	Scott Davis	4.0-33
	Ray Hairston	4.0-25
1987	Scott Davis	10.0-74
1988	Mel Agee	3.0-35
1989	Moe Gardner	9.0-73
	Mel Agee	9.0-47
1990	Mike Poloskey	5.0-37
1991	Mike Poloskey	15.0-88
1992	Simeon Rice	9.0-65
1993	Simeon Rice	8.0-45
1994	Simeon Rice	16-114
1995	Simeon Rice	11.5-80
1996	Paul Marshall	5.0-4
1997	Danny Clark	5.0-34
	Fred Wakefield	5.0-29
1998	Garrett Johnson	5.5-40
1999	Mike McGee	7.0-41
2000	Fred Wakefield	9.0-58
2001	Jerry Schumacher	6.0-23
2002	Jerry Schumacher	5.0-32
	Derrick Strong	5.0-32
2003	Scott Moss	4.0-30
	Matt Sinclair	4.0-26
	Derrick Strong	4.0-16
2004	Matt Sinclair	4.0-31
2005	Chris Norwell	3.0-19
2006	Derek Walker	5.5-25
2007	Will Davis	9.5-45
2008	Derek Walker	6.0-40
	Brit Miller	6.0-46
2009	Clay Nurse	5.5-37
2010	Corey Liuget	4.5-27
2011	Whitney Mercilus	16.0-105
2012	Michael Buchanan	4.5-43
2013	Jonathan Brown	5.0-31
2014	Earnest Thomas III	4.5-25
2015	Dawuane Smoot	8.0-64
2016	Carroll Phillips	9.0-58
2017	James Crawford	4.0-28
	Bobby Roundtree	4.0-31
2018	Bobby Roundtree	7.5-43
2019	Oluwole Betiku Jr.	9.0-53
2020	Owen Carney Jr.	5.0-40
2021	Owen Carney Jr.	6.5-40
2022	Jer Zhan Newton	5.5-50

DEFENSIVE RECORDS (PBU / FORCED FUMBLES / FUMBLE RECOVERIES)

CAREER PASSES BROKEN UP

1.	Eugene Wilson, 1999-2002	60
2.	Christian Morton, 2000-02	41
3.	Bobby Jackson, 1997-2001	26
	Marlon Primous, 1988-91	26
	Robert Crumpton, 1991-94	26
6.	Devon Witherspoon, 2019-22	25
	Craig Swoope, 1982-85	25
8.	Charles Armstead, 1981-82	24
9.	Jartavius Martin, 2018-22	23
10.	Terry Hawthorne, 2009-12	22
	Tavon Wilson, 2008-11	22
	Vontae Davis, 2006-08	22
	Alan Ball, 2003-06	22
	Chris Green, 1987-90	22
	David Edwards, 1980-84	22
	John Graham, 1970-71	22

SEASON PASSES BROKEN UP

1.	Eugene Wilson, 2001	30
2.	Christian Morton, 2001	26
3.	Eugene Wilson, 2000	16
4.	Devon Witherspoon, 2022	14
	Eugene Wilson, 2002	14
6.	Alan Ball, 2006	12
	Bobby Jackson, 2001	12
	Charles Armstead, 1982	12
	Charles Armstead, 1981	12
	John Graham, 1971	12

SINGLE-GAME PASSES BROKEN UP

1.	Bobby Jackson vs. Northern Illinois, 9/8/2001	6
2.	Eugene Wilson vs. Penn State, 11/10/2001	5
3.	Duane Lyle vs. East Carolina, 9/23/1995	5
	Larry Huisinga vs. Wisconsin, 11/18/1972	5
5.	Devon Witherspoon vs. Nebraska, 8/28/2021	4
	Jaylen Dunlap vs. Michigan State, 11/5/2016	4
	Alan Ball vs. Indiana, 10/14/2002	4
	Christian Morton at Purdue, 11/3/2001	4
	Christian Morton at Indiana, 10/13/2001	4
	Trevor Starghill vs. Michigan State, 11/22/1997	4
	Mike Hopkins at Missouri, 9/14/1991	4
	Morris Gardner vs. Purdue, 10/13/1990	4
	Charles Armstead vs. Ohio State, 10/16/1982	4
	Dennis Bishop vs. Iowa, 10/31/1981	4
	Mike Gow at Stanford, 9/21/1974	4
	John Graham at Wisconsin, 11/13/1971	4

YEARLY PASSES BROKEN UP LEADERS

(Includes bowl games)

1970	Gary Windy	11
1971	John Graham	12
1972	Larry Huisinga	7
1973	Bruce Bearman	8
1974	Mike Gow	8
1975	Mike Gow	7
1976	Scott Studwell/Mac McCracken	4
	Jim Kirwan/Dale Hardy	4
1977	John Scott	4
1978	Lloyd Levitt	5
1979	Lloyd Levitt	7
1980	David Edwards	8
1981	Charles Armstead	12
1982	Charles Armstead	12
1983	Craig Swoope	8
1984	John Ayres	9
1985	Craig Swoope/Lance Harkey	9
1986	Ed White	8
1987	Bobby Dawson/Keith Taylor	4
1988	Marlon Primous	8
1989	Chris Green/Henry Jones	11
1990	Moe Gardner	9
1991	Filmel Johnson/Marlon Primous	6
1992	Robert Crumpton/John Holecsek	7
1993	Robert Crumpton	11
1994	Simeon Rice	6
1995	Antwoine Patton	6
1996	Trevor Starghill/Asim Pleas/James Williams	5
1997	Trevor Starghill/Asim Pleas/Steve Willis	5

1998	Danny Clark/Tony Francis	7
1999	Eric Guenther	7
2000	Eugene Wilson	16
2001	Eugene Wilson	30*
2002	Eugene Wilson	14
2003	Christian Morton	10
2004	Kelvin Hayden	6
2005	Alan Ball	5
2006	Alan Ball	12
2007	Kevin Mitchell	11
2008	Vontae Davis/Brit Miller	8
2009	Tavon Wilson	7
2010	Tavon Wilson	8
2011	Terry Hawthorne	8
2012	Terry Hawthorne/Justin Green	6
2013	Earnest Thomas III	7
2014	Zane Petty	8
2015	Clayton Fejedelem	7
2016	Jaylen Dunlap	11
2017	Jaylen Dunlap	5
2018	Bobby Roundtree	7
2019	Nate Hobbs	10
2020	Hansen/Tolson/Gay/Hobbs/Martin	2
2021	Devon Witherspoon	9
2022	Devon Witherspoon	14

* - Led the NCAA

CAREER FORCED FUMBLES (since 1990)

1.	Simeon Rice, 1992-95	13
2.	Jake Hansen, 2016-21	12
3.	Whitney Mercilus, 2009-11	11
	Stanley Green, 2016-19	10
5.	Dana Howard, 1990-94	8
6.	Mason Monheim, 2012-15	7
	Earnest Thomas III, 2011-2014	7
	Kevin Hardy, 1992-95	7
7.	Justin Harrison, 2004-07	6
	J Leman, 2004-07	6
	Derrick Strong, 2000-03	6
	Michael Young, 1997-2000	6
	Tyrone Washington, 1992-95	6

SEASON FORCED FUMBLES (since 1990)

1.	Whitney Mercilus, 2011	9*
2.	Jake Hansen, 2019	7
3.	Kevin Hardy, 1995	5
	Jeff Arneson, 1992	5
5.	Mason Monheim, 2014	4
	Simeon Rice, 1995	4
	Simeon Rice, 1994	4
	Dana Howard, 1992	4
	Filmel Johnson, 1992	4
10.	Dele Harding, 2019	3
	Stanley Green, 2019	3
	Stanley Green, 2017	3
	James Crawford, 2017	3
	Stanley Green, 2016	3
	Tre Watson, 2016	3
	Dawuane Smoot, 2015	3
	Earnest Thomas, 2012	3
	Martez Wilson, 2010	3
	Josh Brent, 2009	3
	Brit Miller, 2008	3
	Vontae Davis, 2008	3
	Justin Sanders, 2007	3
	Justin Harrison, 2006	3
	Derrick Strong, 2001	3
	Michael Young, 1999	3
	Simeon Rice, 1993	3
	Mike Hopkins, 1991	3

* - Big Ten Record

SEASON FUMBLE RECOVERIES (since 1971)

1.	Octavus Morgan, 1973	7
2.	Mike Gow, 1974	5
3.	Jihad Ward, 2014	4
	David Lindquist, 2006	4
	Muhammad Abdullah, 1999	4
	McKay Johnson, 1995	4
	Dan Gregus, 1981	4
	Tony Scarcelli, 1980	4
	Mac McCracken, 1976	4
10.	Kerby Joseph, 2021	3
	Stanley Green, 2019	3
	Jake Hansen, 2019	3
	Nate Bussey, 2010	3
	Chris Norwell, 2007	3
	Marc Jackson, 2002	3
	Mikki Johnson, 1993	3
	Filmel Johnson, 1993	3
	Ty Douthard, 1993	3
	Mel Agee, 1990	3
	Romero Brice, 1990	3
	Moe Gardner, 1989	3
	Glenn Cobb, 1987	3
	Ray Hairston, 1984	3
	Dale Hardy, 1978	3
	Dale Hardy, 1977	3
	Dean March 1976	3
	Walter Graham, 1975	3
	John Sullivan, 1974	3
	Tom Hicks, 1974	3
	Chuck Kogut, 1973	3
	Larry Allen, 1972	3
	Bob Bucklin, 1971	3

MEMORIAL STADIUM RECORDS

TOP SINGLE-GAME RUSHING

Illinois (Opponent, date)	Att	Yds	TD
1. Howard Griffith vs. Northwestern, 11/24/1990	37	263	2
2. Chase Brown vs. Charlotte, 10/2/2021	26	257	2
3. Jim Grabowski vs. Wisconsin, 11/14/1964	33	239	2
4. Rocky Harvey vs. Middle Tennessee, 9/12/1998	24	215	3
5. Reggie Corbin vs. Minnesota, 11/3/2018	13	213	2
6. Red Grange vs. Michigan, 10/18/1924	12	212	5
7. Howard Griffith vs. Southern Illinois, 9/22/1990	21	208	8
Opponent	Att	Yds	TD
1. Ron Dayne, Wisconsin, 11/23/1996	41	289	4
2. Kent Kitzmann, Minnesota, 11/12/1977	57	266	3
3. Jason Wright, Northwestern, 11/22/2003	42	251	4
4. Carlos Hyde, Ohio State, 11/16/2013	24	246	4
5. Leroy Keyes, Purdue, 11/4/1967	21	231	3

TOP SINGLE-GAME PASSING

Illinois (opponent, date)	Att	Comp	Int	Yds	TD
1. Juice Williams vs. Minnesota, 10/11/2008	42	26	1	462	2
2. Wes Lunt vs. Western Kentucky, 9/6/2014	50	35	1	456	3
3. Jon Beutjer vs. California, 9/20/2003	57	35	1	430	3
4. Jon Beutjer vs. San Jose State, 9/21/2002	38	28	1	426	4
5. Dave Wilson vs. Purdue, 10/18/1980	58	35	2	425	3
6. Nathan Scheelhaase vs. South. Illinois, 8/31/2013	36	28	1	416	2
7. Kurt Kittner vs. Wisconsin, 10/20/2001	45	24	1	401	4
Opponent	Att	Comp	Int	Yds	TD
1. Scott Rislov, San Jose State, 9/21/2002	45	27	0	408	1
2. Tyler Donovan, Wisconsin, 10/6/2007	49	27	2	392	2
3. Mike Souza, Illinois State, 9/6/2003	56	33	0	385	2
4. Aidan O'Connell, Purdue, 10/31/2020	35	29	0	371	2
Mark Hermann, Purdue, 10/18/1980	35	24	0	371	4

MOST SINGLE-GAME RECEPTIONS

Illinois (opponent, date)	No	Yds	TD
1. Steve Hull vs. Northwestern, 11/30/2013	13	155	1
Keith Jones vs. Michigan St., 10/22/1988	13	119	0
3. A.J. Jenkins vs. Northwestern, 10/1/2011	12	268	3
Arrelious Benn vs. Minnesota, 10/11/2008	12	181	0
Brandon Lloyd vs. Northwestern, 11/22/2001	12	140	2
Mike Martin vs. Ohio State, 10/16/1982	12	177	1
7. Mike Dudek vs. Penn State, 11/22/2014	11	115	0
Kelvin Hayden vs. California, 9/20/2003	11	158	1
Shawn Wax vs. Iowa, 11/3/1990	11	136	3
David Williams vs. Northwestern, 9/1/1984	11	208	1
David Williams vs. Minnesota, 11/3/1984	11	142	0
Wayne Strader vs. Iowa, 10/6/1979	11	46	1
John Wright vs. Stanford, 10/22/1966	11	105	0
Opponent	No	Yds	TD
1. Jordan White, Western Michigan, 9/24/2011	14	132	1
Dwayne Smith, Illinois State, 9/6/2003	14	243	2
3. Ed Batties, Middle Tennessee State, 9/26/2015	13	175	2
Brian Bero, Utah, 9/17/1988	13	88	0
5. Taylor Stubblefield, Purdue, 9/25/2004	11	115	3
Travis Beckum, Wisconsin, 10/6/2007	11	160	0

LONGEST RUSHING PLAYS

Illinois (opponent, date)	Yds
1. Harry Jefferson vs. Syracuse, 10/23/1954	89
2. Antoino Harris vs. Purdue, 10/12/2002	84
3. Ray Nitschke vs. Northwestern, 11/23/1957	84
4. Chase Brown vs. Charlotte, 10/2/2021	80
Cyril Pinder vs. Duke, 10/23/1965	80
Edgar Nichol vs. Coe, 10/13/1928	80
Opponent	Yds
1. Billy Taylor, Michigan, 11/8/1969	84
2. Brian Leonard, Rutgers, 9/3/2005	83
Emil Sitko, Notre Dame, 9/28/1946	83
4. Keith Jones, Nebraska, 9/20/1986	78
5. Rex Kern, Ohio State, 10/24/1970	76

LONGEST PASSING PLAYS

Illinois (opponent, date)	Yds
1. M. Taliaferro to M. Yavorski vs. Ohio State, 10/13/1962	90
2. T. Eason to O. Williams vs. Wisconsin, 10/24/1981	86
3. J. Trudeau to C. Boso vs. USC, 9/7/1985	83
4. B. Offenbecher to A. Woodson vs. Michigan State, 10/27/1956	82
5. T. O'Connell to J. Ryan vs. Washington, 10/11/1952	78
Opponent	Yds
1. Matt Koffler to Jay Soward, USC, 9/7/1996	97
2. Tom Blanchford to Bob Newland, Oregon, 9/19/1970	95
3. Steve Smith to Anthony Carter, Michigan, 11/6/1982	90
4. Danny O'Neil to Willy Tate, Oregon, 9/25/1993	87
5. Tanner Morgan to Rashod Bateman, Minnesota, 11/3/2018	86

LONGEST PUNTS

Illinois (opponent, date)	Yds
1. Dike Eddleman vs. Iowa, 11/6/1948	88
2. Bill Butkovich vs. Michigan, 10/27/1945	86
3. Ryan Tabloff vs. Purdue, 10/25/1997	85
Phil Vierneisel vs. Michigan State, 10/19/1974	85
5. Brett Larsen vs. Arizona, 9/16/1995	80
Opponent	Yds
1. Ollie Olson, Northwestern, 10/15/1932	88
2. Karl Edwards, Ohio State, 10/15/1983	87
3. Gordon Teter, Purdue, 10/30/1965	83
4. Jason Baker, Iowa, 9/26/1998	79
Ed Sutter, Northwestern, 11/24/1990	79

LONGEST PUNT RETURNS

Illinois (opponent, date)	Yds
1. Dike Eddleman vs. Western Michigan, 11/8/1947	92
2. Dike Eddleman vs. Minnesota, 10/18/1947	89
3. Ethan Blackaby vs. Wisconsin, 11/12/1960	88
4. Buddy Young vs. Illinois-Normal, 9/16/1944	82
Paul Patterson vs. Indiana, 9/23/1944	82
Opponent	Yds
1. Allen Brenner, Michigan State, 10/1/1966	95
2. Luke Levenson, Minnesota, 10/16/1999	74
Bump Elliott, Michigan, 11/1/1947	74
4. Amani Toomer, Michigan, 10/22/1994	72
5. Bruce Branch, Penn State, 11/10/2001	71

LONGEST KICKOFF RETURNS

Illinois (opponent, date)	Yds
1. V'Angelo Bentley vs. Southern Illinois, 8/31/2013	100
Travis Williams (lateral) vs. Purdue, 10/12/2002	100
3. Pierre Thomas vs. Western Michigan, 9/18/2004	99
4. George Uremovich (lateral) vs. Indiana, 11/11/1972	98
5. A.J. Jenkins vs. Indiana, 10/18/2008	96
Cecil Young vs. Purdue, 11/4/1961	96
Opponent	Yds
1. Bill Wentz, Ohio State, 10/8/1960	100
2. Sulecio Sanford, Middle Tennessee, 9/12/1998	99
3. Marcus Thigpen, Indiana, 10/7/2006	98
Pug Rentner, Northwestern, 10/18/1930	98

LONGEST FIELD GOALS

Illinois (opponent, date)	Yds
1. James McCourt vs. Eastern Michigan, 9/14/2019	57
Dan Beaver vs. Purdue, 10/18/1975	57
3. Doug Higgins vs. Michigan State, 10/20/1990	55
4. Chase McLaughlin vs. Western Illinois, 9/8/2018	54
Taylor Zalewski vs. Purdue, 11/17/2012	54
6. James McCourt vs. UTA, 9/4/2021	53
Doug Higgins vs. Minnesota, 10/31/1987	53
Opponent	Yds
1. Ralf Mojsiejenko, Michigan State, 9/11/1982	61
2. Tom Skladany, Ohio State, 11/8/1975	59
3. Tim Douglas, Iowa, 9/26/1998	58
4. Dave Jacobs, Syracuse, 10/1/1977	56
5. Gary Cairns, Ohio State, 10/8/1966	55

LONGEST INTERCEPTION RETURNS

Illinois (opponent, date)	Yds
1. Willie Osley vs. Washington, 10/2/1971	98
Julius Rykovich vs. Ohio State, 11/16/1946	98
3. Brian Williams vs. Indiana, 11/18/1989	92
4. Asim Pleas vs. Middle Tennessee, 9/12/1998	89
5. Arnold Wolgast (lateral) vs. Army, 11/9/1929	80
Opponent	Yds
1. Michael Mauti, Penn State, 9/29/2012	99
2. Dave Puzzuoli, Pittsburgh, 9/25/1982	95
3. Nolan McCready, Penn State, 10/22/2005	76
4. Dave Holt, Kansas, 9/21/1968	75
5. Loran Day, Northwestern, 11/22/1947	71

MEMORIAL STADIUM

MISCELLANEOUS RECORDS

Most Points:
79, Illinois 79, Illinois-Normal 6, 9/16/1944

Most Opponent Points:
63, Iowa, 11/17/2018
63, Penn State, 9/21/2018
63, Penn State, 10/22/2005

Most Combined Points: 105
Fresno State 53, Illinois 52, 12/5/2009

Fewest Combined Points: 0 – four times,
Illinois 0, DePaul 0, 10/2/1937
Illinois 0, Notre Dame 0, 10/9/1937
Illinois 0, Bradley 0, 9/30/1939
Illinois 0, Northwestern 0, 9/9/1978

Widest Margin of Victory: 73
Illinois 79, Illinois-Normal 6, 9/16/1944

Widest Margin of Defeat: 63
Iowa 63, Illinois 0, 11/17/2018

Most Consecutive Games Without a Loss:
17, 10/1/1927–10/11/1930

Most Consecutive Wins:
11, 9/17/1983–11/3/1984

Most Consecutive Games Without a Win:
13, 11/5/1977–11/10/1979

Most Consecutive Losses:
11, 11/2/1996–11/22/1997

Most Rushing Yards:
562 vs. Illinois-Normal, 9/16/1944

Most Opponent Rushing Yards:
517 vs. Ohio State, 10/13/1962

Most Total Yards:
723 vs. Illinois-Normal, 9/16/1944

Most Opponent Total Yards:
705 vs. Michigan State, 9/24/2005

Halftime Stat Running:
0:59, Eric Giovanini, Purdue, 11/11/2006 (ret.)

ATTENDANCE RECORDS

ALL-TIME ATTENDANCE FIGURES

YEAR	HOME GAMES	HOME ATT.	HOME AVG.	TOTAL GAMES	TOTAL ATT.
2022	7	301,339	43,048	13	642,066
2021	7	247,431	35,347	12	551,822
2020 ^c	3	2,576	859	8	2,576
2019	7	256,110	36,587	12	533,172
2018	6	216,907	36,151	12	510,897
2017	7	276,003	39,429	12	577,853
2016	7	319,505	45,644	12	672,984
2015	6	255,883	42,647	12	579,680
2014	7	290,842	41,549	13	694,158
2013	7	306,506	43,787	12	621,748
2012	7	318,950	45,564	12	701,822
2011	8	396,380	49,548	12	622,568
2010	6	325,126	54,188	13	816,600
2009	6	357,267	59,544	12	637,654
2008	6	370,243	61,707	12	715,891
2007	6	329,229	54,872	13	777,041
2006	7	304,118	43,445	12	628,076
2005	6	287,113	47,852	11	613,594
2004	7	340,381	48,626	11	565,217
2003	6	305,766	50,961	12	625,753
2002	6	331,192	55,199	12	595,470
2001	6	329,694	54,949	12	749,718
2000	6	335,866	55,978	11	618,066
1999	6	271,745	45,291	12	638,514
1998	6	237,539	39,590	11	534,295
1997	6	259,577	43,263	11	570,838
1996	6	306,930	51,555	11	610,081
1995	6	364,471	60,745	11	686,556
1994	7	422,053	60,294	12	702,136
1993	6	306,108	51,018	11	657,898
1992	6	322,120	53,687	12	690,376
1991	6	362,851	60,475	12	646,353
1990	6	364,919	60,819	12	788,535
1989	5	321,934	64,386	12	699,353
1988	6	346,504	57,750	12	753,199
1987	6	386,829	64,471	11	639,955
1986	6	443,248	73,874	11	800,451
1985	6	457,639	76,273	12	808,094
1984	6	458,397	76,399	11	812,631
1983	5	369,356	73,871	12	837,666
1982	6	424,711	70,785	12	749,445
1981	5	311,826	62,365	11	698,483
1980	6	310,449	51,741	11	667,724
1979	6	270,032	45,005	11	495,371
1978	5	233,389	46,678	11	570,116
1977	6	320,231	53,372	11	597,478
1976	6	303,020	50,503	11	677,589
1975	6	328,133	54,689	11	595,748
1974	6	285,983	47,664	11	565,293
1973	6	291,753	48,626	11	531,067
1972	6	342,184	57,031	11	611,701
1971	6	284,264	47,377	11	537,620
1970	6	225,952	37,659	10	436,496
1969	6	238,762	39,794	10	468,514
1968	5	227,814	45,563	10	506,091
1967	6	337,629	56,272	10	549,413
1966	5	274,400	54,880	10	500,344
1965	6	297,841	49,640	10	459,330
1964	4	227,031	56,758	9	506,408
1963	5	272,478	54,496	10	618,163
1962	4	143,701	35,925	9	394,234
1961	5	208,960	41,792	9	404,094
1960	5	247,799	49,560	9	474,774
1959	5	276,199	55,240	9	450,252
1958	5	244,131	48,826	9	432,440
1957	5	231,927	46,385	9	479,617
1956	4	237,057	59,264	9	497,730
1955	4	209,682	52,421	9	464,469
1954	5	275,836	55,167	9	475,458
1953	6	286,794	47,799	9	472,465
1952	5	267,996	53,599	9	485,301
1951	4	237,035	59,259	10	582,317
1950	5	259,798	51,960	9	497,760
1949	6	291,070	48,512	9	465,221
1948	5	264,397	52,879	9	504,401
1947	5	225,416	45,083	9	454,452
1946	4	237,747	59,437	10	578,768

1945	5	120,057	24,011	9	303,344
1944	5	105,194	21,039	10	306,021
1943	4	32,406	8,102	10	161,143
1942	5	96,302	19,260	10	263,488
1941	4	78,133	19,533	8	240,568
1940	4	140,641	35,160	8	268,641
1939	4	85,577	21,394	8	231,220
1938	5	121,084	24,217	8	202,084
1937	5	136,192	27,238	8	237,113
1936	5	121,027	24,505	8	210,027
1935	5	114,183	22,837	8	243,183
1934	3	99,398	33,133	8	223,609
1933	4	74,138	18,535	8	163,731
1932	5	110,625	22,125	9	175,138
1931	5	125,496	25,099	9	233,496
1930	5	145,405	29,081	8	320,405
1929	5	197,842	39,568	8	374,842
1928	5	149,593	29,919	8	301,593
1927	5	150,053	30,011	8	288,667
1926	6	162,978	27,163	8	257,978
1925	5	192,165	38,433	8	357,437
1924	5	146,648	29,330	8	231,806
1923	5	117,970	23,594	8	202,110
1922	4	57,907	14,477	7	160,327
1921	5	58,324	11,665	7	114,039
1920	4	50,101	12,525	7	125,558
1919	4	39,352	9,838	7	—
1918*	3	5,321	2,662	7	—
1917	5	—	—	8	—
1916	4	26,238	6,560	7	—
1915	5	27,947	5,589	7	58,668

* Because of an influenza pandemic, game on Oct. 26, 1918, vs. Municipal Pier was played behind closed gates. Average is based on two home dates when admission was allowed.

^c Because of the COVID-19 pandemic, attendance was limited for all games.

LARGEST HOME ATTENDANCE, SEASON

NO.	YEAR	GAMES	ATT.	AVG.
1.	1984	6	458,397	76,399
2.	1985	6	457,639	76,273
3.	1986	6	443,248	73,874
4.	1982	6	424,711	70,785
5.	1994	7	422,056	60,294
6.	2011	8	396,380	49,548
7.	1987	6	386,829	64,471
8.	2008	6	370,243	61,707
9.	1983	5	369,356	73,871
10.	1990	6	364,919	60,819
11.	1995	6	364,471	60,745
12.	1991	6	362,851	60,475
13.	2009	6	357,267	59,544
14.	1988	6	346,504	57,750
15.	1972	6	342,184	57,031
16.	2004	7	340,381	48,626
17.	1967	6	337,629	56,272
18.	2000	6	335,866	55,978
19.	2002	6	331,192	55,199
20.	2001	6	329,694	54,949

LARGEST HOME ATTENDANCE, GAME

NO.	DATE	YEAR	ATT.	SCORE
1.	Sept. 8	1984	78,297	Illinois 30, Missouri 24
2.	Oct. 6	1984	76,428	Illinois 22, Wisconsin 6
3.	Nov. 2	1985	76,397	Illinois 3, Michigan 3
4.	Oct. 26	1985	76,395	Illinois 38, Wisconsin 25
5.	Sept. 7	1985	76,369	USC 20, Illinois 10
6.	Oct. 5	1985	76,343	Illinois 31, Ohio State 28
7.	Sept. 14	1985	76,330	Illinois 28, Southern Illinois 25
8.	Oct. 29	1983	76,127	Illinois 16, Michigan 6
9.	Oct. 20	1984	76,101	Illinois 34, Purdue 20
10.	Nov. 3	1984	76,056	Illinois 48, Minnesota 3

CAPACITY CROWDS

DATE	YEAR	ATT.	SCORE
Nov. 3	1923	60,632	Illinois 7, Chicago 0
Oct. 18	1924	66,609	Illinois 39, Michigan 14
Oct. 24	1925	67,886	Michigan 3, Illinois 0
Nov. 7	1925	69,509	Illinois 13, Army 7
Nov. 9	1929	68,798	Illinois 17, Chicago 6
*Sept. 18	1946	75,119	Notre Dame 26, Illinois 6
*Nov. 1	1947	71,119	Michigan 14, Illinois 7
*Oct. 9	1948	71,119	Army 26, Illinois 21
*Oct. 26	1949	71,119	Michigan 13, Illinois 0
*Nov. 18	1950	71,119	Illinois 14, Ohio State 7
*Nov. 3	1951	71,119	Illinois 7, Michigan 0
*Oct. 25	1952	71,119	Purdue 40, Illinois 12
*Nov. 7	1953	71,119	Illinois 19, Michigan 3
*Nov. 13	1954	71,119	Wisconsin 27, Illinois 14
*Oct. 27	1956	71,119	Illinois 20, Michigan St. 13
*Oct. 8	1960	71,119	Ohio State 34, Illinois 7
*Oct. 10	1964	71,227	Ohio State 26, Illinois 0
*Oct. 21	1967	71,227	Notre Dame 47, Illinois 7
Nov. 8	1975	67,571	Ohio State 40, Illinois 3
Oct. 2	1976	67,543	Texas A&M 14, Illinois 7
Oct. 24	1981	67,413	Illinois 23, Wisconsin 21
Oct. 31	1981	66,877	Illinois 24, Iowa 7
*Sept. 25	1982	71,547	Pittsburgh 20, Illinois 3
*Oct. 9	1982	71,232	Illinois 38, Purdue 34
*Oct. 16	1982	73,488	Ohio State 26, Illinois 21
*Nov. 6	1982	75,256	Michigan 16, Illinois 10
Sept. 17	1983	72,852	Illinois 17, Stanford 7
Oct. 1	1983	73,351	Illinois 33, Iowa 0
Oct. 15	1983	73,414	Illinois 17, Ohio State 13
Oct. 29	1983	76,127	Illinois 16, Michigan 6
Nov. 12	1983	73,612	Illinois 49, Indiana 21
Sept. 1	1984	75,753	Illinois 24, Northwestern 16
Sept. 8	1984	78,297	Illinois 0, Missouri 24
Sept. 22	1984	75,762	Illinois 40, Michigan St. 7
Oct. 6	1984	76,428	Illinois 22, Wisconsin 6
Oct. 20	1984	76,101	Illinois 34, Purdue 20
Nov. 3	1984	76,056	Illinois 48, Minnesota 3
Sept. 7	1985	76,369	USC 20, Illinois 10
Sept. 14	1985	76,330	Illinois 28, Southern Illinois 25
Oct. 5	1985	76,343	Illinois 31, Ohio State 28
Oct. 26	1985	76,395	Illinois 38, Wisconsin 25
Nov. 2	1985	76,397	Illinois 3, Michigan 3
Nov. 16	1985	75,805	Illinois 41, Indiana 24
Sept. 6	1986	72,822	Illinois 23, Louisville 0
Sept. 20	1986	75,865	Nebraska 59, Illinois 14
Oct. 11	1986	73,720	Illinois 34, Purdue 27
Oct. 18	1986	75,083	Michigan State 29, Illinois 21
Nov. 8	1986	75,190	Illinois 20, Iowa 16
Nov. 22	1986	70,568	Northwestern 23, Illinois 18
Sept. 12	1987	70,060	Arizona State 21, Illinois 7
Oct. 3	1987	73,045	Ohio State 10, Illinois 6
Nov. 11	1989	73,069	Michigan 24, Illinois 10
Oct. 20	1990	70,398	Illinois 15, Michigan St. 13
Nov. 3	1990	72,714	Iowa 54, Illinois 28
Oct. 12	1991	70,125	Illinois 10, Ohio State 7
Oct. 17	1992	70,314	Iowa 24, Illinois 14
Oct. 22	1994	72,677	Michigan 19, Illinois 14
Nov. 12	1994	72,364	Penn State 35, Illinois 31
Sept. 2	1995	70,193	Michigan 38, Illinois 14
Sept. 23	2000	72,524	Michigan 35, Illinois 31
Oct. 20	2001	70,904	Illinois 42, Wisconsin 35
Nov. 10	2001	70,904	Illinois 33, Penn St. 28
Sept. 28	2002	69,249	Michigan 45, Illinois 28
^Sept. 29	2007	57,078	Illinois 27, Penn State 20
^Oct. 6	2007	57,078	Illinois 31, Wisconsin 26
^Oct. 20	2007	57,078	Michigan 27, Illinois 17
<Oct. 11	2008	62,870	Minnesota 27, Illinois 20
<Oct. 18	2008	62,870	Illinois 55, Indiana 13
<Nov. 1	2008	62,870	Illinois 27, Iowa 24
<			

ATTENDANCE RECORDS / HOMECOMING SCORES

LARGEST ROAD CROWDS

NO.	YEAR	ATT.	PLACE	SCORE
1.	2010	111,441	Ann Arbor	Michigan 67, Illinois 65
2.	2016	111,103	Ann Arbor	Michigan 41, Illinois 8
3.	2012	110,922	Ann Arbor	Michigan 45, Illinois 0
4.	2022	110,433	Ann Arbor	Michigan 19, Illinois 17
5.	2003	110,231	Ann Arbor	Michigan 56, Illinois 14
6.	1999	110,188	Ann Arbor	Illinois 35, Michigan 29
7.	2008	109,750	Ann Arbor	Illinois 45, Michigan 20
8.	2008	109,626	State College	Penn State 38, Illinois 24
9.	2006	108,112	State College	Penn State 26, Illinois 12
10.	2010	107,638	State College	Illinois 33, Penn St 13
11.	2001	107,085	Ann Arbor	Michigan 45, Illinois 20
12.	2014	106,961	Columbus	Ohio State 55, Illinois 14

LARGEST TOTAL ATTENDANCE, SEASON

NO.	YEAR	GAMES	HOME	ROAD/NEU	TOTAL
1.	1983*	12	369,356	468,310	837,666
2.	1984	11	458,397	354,234	812,631
3.	1985*	12	457,639	350,446	808,094
4.	1986	11	443,248	357,203	800,451
5.	1990*	12	364,919	423,616	788,535
6.	2010*	13	325,126	491,834	816,600
7.	2007*	13	329,229	447,812	777,041
8.	1988*	12	346,504	363,805	753,199
9.	2001*	12	329,694	420,024	749,718
10.	1982*	12	424,711	324,734	749,445
11.	2008	12	370,243	345,648	715,891
12.	1994*	12	422,056	220,080	702,136
13.	2012	12	318,950	382,872	701,822
14.	1989*	12	321,934	377,419	699,353
15.	1981	11	311,826	386,657	698,483
16.	2014	13	290,842	403,316	694,158
17.	1992*	12	322,120	368,256	690,376
18.	1995	11	364,471	322,085	686,556
19.	1976	11	303,020	374,569	677,589
20.	1980	11	310,449	357,275	667,724

*Includes Bowl game

ALL-TIME HOMECOMING SCORES

Date	Opponent/Score	Att.	
10/15/10	Illinois 3, Chicago 0	11/1/69	(18) Purdue 49, Illinois 22 51,299
11/25/11	Minnesota 11, Illinois 0	10/17/70	Indiana 30, Illinois 24 42,708
11/16/12	Chicago 10, Illinois 0	10/23/71	Illinois 21, Purdue 7 52,344
11/15/13	Illinois 0, Purdue 0	10/21/72	(6) Michigan 31, Illinois 7 64,290
11/14/14	Illinois 21, Chicago 7	10/27/73	Illinois 50, Iowa 0 46,869
10/30/15	Illinois 6, Minnesota 6	11/9/74	(3) Michigan 14, Illinois 6 60,670
11/18/16	Chicago 20, Illinois 7	10/18/75	Purdue 26, Illinois 24 61,204
10/20/17	Illinois 7, Wisconsin 0	10/30/76	Illinois 31, Wisconsin 25 54,121
1918	No Homecoming due to flu pandemic	11/5/77	(11) Ohio State 35, Illinois 0 66,973
11/1/19	Illinois 10, Chicago 0 16,000	11/4/78	(12) Michigan State 59, Illinois 19 48,077
10/30/20	Illinois 17, Minnesota 7 15,265	10/6/79	Iowa 13, Illinois 7 51,044
11/12/21	Chicago 14, Illinois 6 18,872	11/1/80	Minnesota 21, Illinois 18 51,202
10/21/22	Iowa 8, Illinois 7 18,784	10/24/81	Illinois 23, Wisconsin 21 67,413
11/3/23	Illinois 7, Chicago 0* 60,632	10/16/82	(12) Ohio State 26, (12) Illinois 21 73,488
10/18/24	Illinois 39, Michigan 14# 66,609	10/15/83	(19) Illinois 17, (6) Ohio State 13 73,414
10/24/25	Michigan 3, Illinois 0 67,886	11/3/84	Illinois 48, Minnesota 3 76,056
10/16/26	Illinois 13, Iowa 6 42,555	10/26/85	Illinois 38, Wisconsin 25 76,395
10/29/27	Illinois 14, Michigan 0 63,101	10/18/86	Michigan State 29, Illinois 21 75,083
10/27/28	Illinois 6, Northwestern 0 59,871	10/31/87	Illinois 27, Minnesota 17 60,143
10/26/29	Illinois 14, Michigan 0 54,333	10/22/88	Michigan State 28, Illinois 21 65,771
10/18/30	Northwestern 32, Illinois 0 52,687	10/28/89	(10) Illinois 32, Wisconsin 9 64,856
10/24/31	Michigan 35, Illinois 0 35,000	10/20/90	(25) Illinois 15, (16) Michigan State 13 70,398
10/15/32	Northwestern 26, Illinois 0 25,000	10/5/91	(21) Illinois 24, Minnesota 3 57,981
10/14/33	Illinois 21, Wisconsin 0 19,000	10/24/92	Northwestern 27, Illinois 26 52,332
10/13/34	Illinois 14, Ohio State 13 24,800	10/30/93	Illinois 20, Northwestern 13 49,940
11/9/35	Illinois 3, Michigan 0 35,000	10/1/94	Purdue 22, Illinois 16 58,338
10/24/36	(7) Northwestern 13, Illinois 2 27,000	10/28/95	(8) Northwestern 17, Illinois 14 65,425
10/30/37	Michigan 7, Illinois 6 29,000	11/2/96	(25) Iowa 31, Illinois 21 54,381
10/22/38	(17) Northwestern 13, Illinois 0 37,000	10/25/97	(22) Purdue 48, Illinois 3 45,122
11/4/39	Illinois 16, (20) Michigan 7 31,000	10/17/98	(9) Wisconsin 37, Illinois 3 40,627
10/26/40	Notre Dame 26, Illinois 0 63,189	10/16/99	Minnesota 37, Illinois 7 49,152
11/1/41	(5) Michigan 20, Illinois 0 30,010	10/14/2000	Illinois 31, Iowa 0 62,639
10/10/42	Illinois 20, (19) Minnesota 13 24,276	10/20/2001	Illinois 42, Wisconsin 35 70,904
10/30/43	Michigan 42, Illinois 6 13,500	10/26/2002	Illinois 45, Indiana 14 50,295
10/28/44	(9) Notre Dame 13, Illinois 7 65,114	10/25/2003	Minnesota 36, Illinois 10 46,407
10/27/45	(6) Michigan 19, Illinois 0 54,572	10/30/2004	(23) Iowa 23, Illinois 13 47,651
10/19/46	(5) Illinois 27, Wisconsin 21 62,597	10/22/2005	(12) Penn State 63, Illinois 10 52,633
11/1/47	(2) Michigan 14, Illinois 7 71,119	10/7/2006	Indiana 34, Illinois 32 43,006
11/13/48	Ohio State 34, Illinois 7 65,732	10/27/2007	Illinois 28, Ball State 17 55,578
11/19/49	Northwestern 9, Illinois 7 67,872	10/11/2008	Minnesota 27, Illinois 20 62,870
10/28/50	(13) Illinois 20, Indiana 0 65,021	10/10/2009	Michigan State 24, Illinois 14 62,870
11/10/51	(4) Illinois 40, Iowa 13 56,444	10/23/2010	Illinois 43, Indiana 13 53,550
10/25/52	(18) Purdue 40, Illinois 12 71,119	10/1/2011	(24) Illinois 38, Northwestern 35 53,243
11/7/53	(7) Illinois 19, (20) Michigan 3 71,119	10/27/2012	Indiana 31, Illinois 17 47,981
11/13/54	(9) Wisconsin 27, Illinois 14 71,119	10/26/2013	Michigan State 42, Illinois 3 45,895
10/29/55	Purdue 13, Illinois 0 61,262	10/25/2014	Illinois 28, Minnesota 24 44,437
10/27/56	Illinois 20, (1) Michigan State 13 71,119	10/24/2015	Wisconsin 24, Illinois 13 45,438
10/19/57	Illinois 34, Minnesota 13 69,619	10/29/2016	Minnesota 40, Illinois 17 40,090
10/25/58	Illinois 16, Michigan State 0 68,811	10/28/2017	(5) Wisconsin 24, Illinois 10 42,101
10/7/60	(8) Ohio State 34, Illinois 7 71,119	10/13/2018	Purdue 46, Illinois 7 41,966
10/21/61	(6) Minnesota 33, Illinois 0 52,247	10/19/2019	Illinois 24, (6) Wisconsin 23 37,363
10/13/62	Ohio State 51, Illinois 15 56,017	12/5/2020 ^c	(19) Iowa 35, Illinois 21 875
10/19/63	(3) Illinois 16, Minnesota 6 61,229	10/9/2021	Wisconsin 24, Illinois 0 40,168
10/10/64	(9) Ohio State 26, Illinois 0 71,227	10/15/2022	(24) Illinois 25, Minnesota 14 45,683
10/16/65	Illinois 34, Indiana 13 61,257		
10/22/66	Stanford 6, Illinois 3 56,561		
10/14/67	Minnesota 10, Illinois 7 56,103		
10/26/68	(1) Ohio State 31, Illinois 24 56,174		

* - 1st game in Memorial Stadium

- Dedication Game

^c - Attendance limited due to COVID-19 pandemic

NOTE: Numbers in parentheses indicate team ranking

ALL-TIME HOMECOMING RECORD: 47-63-2

ILLINOIS HOMECOMING FACTS

- The first homecoming celebrated on Illinois' campus was on Oct. 15, 1910, which the Illini won 3-0 over Chicago.
- Illinois has an all-time record of 47-63-2 on Homecoming entering the 2023 season.
- Illinois boasts being one of the first universities to celebrate Homecoming, a tradition on almost every college campus. It was conceived in 1909 by students C.F. Williams and W. Elmer Ekblaw, members of the Shield and Trident senior society. They joined with another society, Phoenix, to organize the three-day event.
- For years, there has been a debate over which university had the first homecoming. Historians from various schools found research that puts Illinois among one of the first five universities to celebrate the Homecoming tradition. Baylor has documented proof of a formally named Homecoming celebration in 1909, but took a six-year hiatus before celebrating the second event at the school in 1915. Northern Illinois had alumni events beginning in 1903, but didn't use the proper noun "Homecoming" until 1911. Indiana University renamed their 1909 Gala Day to Homecoming on Nov. 5, 1910, and Michigan began inviting alumni back to campus in 1897, but the formal name began on the Ann Arbor campus in 1916.

THE LAST TIME (TEAM)

	Illinois	Opponent
80 points:	87 vs. Illinois Wesleyan (87-3), 10/5/1912	--
70 points:	79 vs. Illinois State (79-6), 9/16/1944	70, Michigan (70-21), 11/7/1981
60 points:	65 at Michigan (65-67), 11/6/2010	63, Maryland (63-33), 10/27/2018
50 points:	55 vs. Minnesota (55-31), 11/3/2018	56, at Penn State (21-56), 12/19/2020
40 points:	47 vs. Northwestern, 11/27/2021	42, at Virginia (14-42), 9/11/2021
Allowed 0 points:	vs. Chattanooga, (31-0) 09/22/2022	
Allowed 0 points in 2nd half:	at Nebraska (26-9) 10/29/2022	
Did not score a touchdown:	vs. Iowa (9-6) 10/8/2022	Iowa (6-9) 10/8/2022
400 rushing yards:	430 vs. Minnesota, 11/3/2018	411, at Northwestern, 12/12/2020
300 rushing yards:	357 at Penn State 10/23/2021	330, at Indiana, 09/2/2022
200 rushing yards:	220 vs. Minnesota, 10/15/2022	253, at Penn State, 12/19/2020
Three 70+ yard runs:	3 (72, 72, 77) vs. Minnesota, 11/3/2018	
Fewer than 100 rushing yards:	35 vs. Mississippi State, 1/2/2023	60, Nebraska, 10/29/2022
Fewer than 50 yards rushing:	35 vs. Mississippi State, 1/2/2023	2, Wisconsin, 10/1/2022
Fewer than 20 yards rushing:	14 vs. Northwestern 11/30/2019	2, Wisconsin, 10/1/2022
Negative yards net rushing:	-27 vs. Arizona, 9/18/1993	-10, Murray State, 9/3/2016
One first down:		Missouri, 9/10/1994
Zero first downs:		Michigan, 10/27/1934
400 passing yards:	450 vs. Purdue, 10/4/2014	423, at Virginia, 9/11/2021
300 passing yards:	335 vs. Chattanooga, 09/22/2022	330, at Indiana, 9/2/2022
Fewer than 100 passing yards:	80 at Minnesota 11/3/2021	38, Minnesota, 10/15/2022
4 TD catches by tight ends:	4 vs. Miami (Ohio), 9/28/2013	
700 total net yards:	723 vs. Illinois-Normal, 9/16/1944	712, Maryland, 10/27/2018
600 total net yards:	646 vs. Minnesota, 11/3/2018	674, vs. Nebraska, 9/21/2019
500 total net yards:	502 vs. Chattanooga 09/22/2022	556, at Virginia, 9/11/2021
400 total net yards:	441 vs. Michigan State, 11/5/2022	491, Wisconsin 10/9/2021
Fewer than 200 total net yards:	93 vs. Wisconsin 10/9/2021	180, Minnesota 10/15/2022
Fewer than 100 total net yards:	93 vs. Wisconsin 10/9/2021	96, South Dakota State, 9/10/2011
9+ sacks in a game:	9 at Purdue, 11/3/2001	
6+ sacks in a game:	6 at Minnesota 11/3/2021	7, vs. Mississippi State, 1/2/2023
No sacks allowed:	vs. #3 Michigan 11/19/2022	7, vs. Mississippi State, 1/2/2023
Back-to-back games with no sacks allowed:	vs. Iowa, 10/8/2022 and vs. Minnesota, 10/16/2022	
15+ TFL in a game:	15 vs. San Jose St., 9/21/2002	
10+ TFL in a game:	11 vs. Iowa 10/8/2022	10, vs. Mississippi State, 1/2/2023
10+ passes broken up:	11 vs. Illinois State, 9/12/2009	
Forced 5+ turnovers:	5 at Nebraska, 11/21/2020	
Turned ball over 5+ times:	6 vs. Louisiana Tech, 9/22/2012	
No turnovers:	vs. Minnesota 10/15/22	
Back-to-back games with no turnovers:	at Nebraska, 11/21/2020 and vs. Iowa, 12/5/2020	
Successful two-point conversion:	vs. Michigan State, 11/5/2022	Nebraska, 9/21/2019
Two successful two-point conversions:	at Ohio State (2), 11/3/2012	Northwestern (2), 11/29/2014
Five field goals:	5 vs. Wisconsin, 10/20/2001	
Missed extra point kick:	at Nebraska 10/29/2022	Michigan State, 11/5/2022
Blocked two kicks:	2 at South Florida, 9/15/2017	
Blocked two punts:	2 vs. Indiana, 10/23/2010	
Entire game without punting:	vs. Miami (Ohio), 9/28/2013	
No penalties:	vs. Wisconsin 10/9/2021	
A successful on-side kick:	vs. Penn State, 11/22/2014	
Overtime game:	Win at Penn State, 20-8 (90T), 10/23/21	
Overtime game at home:	Loss vs. Purdue, 34-31 (OT), 10/8/2016	
A game with a weather delay:	at South Florida, 9/15/2017 (0:37 delay)	
A game was postponed:	vs. Kent State, 9/4/2015 (2:50 delay)	
	Eventually postponed and played next day on 9/5/2015	

THE LAST TIME (INDIVIDUAL)

	Illinois	Opponent
Rushing		
300 yards rushing:	330, Mikel Leshoure vs. Northwestern, 11/20/2010	
250 yards rushing:	257, Chase Brown vs. Charlotte, 10/2/2021	256, Jordan Canzeri, Iowa, 10/10/2015
200 yards rushing:	223, Chase Brown at Penn State 10/23/21	224, Mohamed Ibrahim, Minnesota, 11/7/2020
150 yards rushing:	180, Chase Brown vs. Minnesota 10/15/2022	224, Mohamed Ibrahim, Minnesota, 11/7/2020
Back-to-back 175-yard rushing games:	Rashard Mendenhall (189 vs. Ball State, 10/27/2007 & 201 at Minnesota, 11/3/2007)	
Back-to-back 150-yard rushing games:	Chase Brown (151 vs. Wyoming, 8/27/2022 & 199 at Indiana, 9/2/2022)	
Three consecutive 140-yard rushing games:	Chase Brown (146 vs. Iowa, 10/8/22; 180 vs. Minnesota, 10/15/22; 149 at Nebraska, 10/29/22)	
10+ consecutive 100-yard rushing games:	Chase Brown, 11/27/2021-11/5/2022 (10 games)	
Two rushers with 175 yards:	Harvey (215), Havard (175) vs. Middle Tennessee, 9/12/1998	
Two rushers with 100 yards:	C. Brown. (223) and McCray (142) at Penn State, 10/23/2021	Mellusi (145), Allen (131), Wisconsin 10/9/2021
80+ yard rushing play:	80, Chase Brown vs. Charlotte, 10/2/2021	
75+ yard rushing play:	77, Reggie Corbin vs. Minnesota, 11/3/2018 (3rd quarter)	79, Justin Jackson, vs. Northwestern, 11/25/17
Two 40+ runs in one quarter:	56 and 56 (2nd), Kendrick Foster vs. Murray State, 9/3/2016	Carlos Hyde (51, 55 in 4th), Ohio State, 11/16/2013
True-freshman rushed for 100 yards:	Josh McCray, 156 at Purdue, 09/25/2021 and at	
True-freshman rushed for 100 yards in first career game:	E.B. Halsey, 139 vs. Missouri, 8/30/2003	
40 rushing attempts:	41, Chase Brown vs. Minnesota, 10/15/2022	
30 rushing attempts:	33, Chase Brown vs. Michigan State, 11/5/2022	
Two rushers with 2 TDs:	Corbin (2) & Bush, Jr. (2) vs. Minnesota, 11/3/2018	
8 TDs rushing:	Howard Griffith (8) vs. Southern Illinois, 9/22/1990	
4 TDs rushing:	Antoineo Harris (4) vs. Indiana, 10/27/2002	
3 TDs rushing:	Tommy DeVito (3) at Wisconsin, 10/1/2022	
2+ TDs rushing by a QB:	Tommy DeVito (3) at Wisconsin, 10/1/2022	
Receiving		
200 yards receiving:	200, Mike Dudek vs. Purdue, 10/4/2014	246, Roy Roundtree, Michigan, 11/6/2010
150 yards receiving:	178, Josh Imatorbhebhe at Michigan State, 11/9/2019	156, Cam Camper, Indiana, 9/2/2022
100 yards receiving:	120, Isaiah Williams vs. Mississippi State, 1/2/2023	156, Cam Camper, Indiana, 9/2/2022
Two 100-yard receivers:	Pat Bryant (112) and Isaiah Williams (103) vs. Chattanooga, 09/22/2022	Cam Camper (156), D.J.. Matthews Jr (109), at Indiana, 9/2/2022
Running back with 100+ yards receiving:	100, Josh Ferguson vs. Northwestern, 10/27/2015	
70+ yard pass play:	83, Josh Imatorbhebhe from Brandon Peters at Michigan State, 11/9/2019	75, Penn State (Sean Clifford to Jahan Dotson), 12/19/2020
60+ yard pass play:	63, Isaiah Williams from Tommy Devito vs. Chattanooga, 09/22/2022	62, Virginia (Brennan Armstrong to Lavel Davis Jr.), 9/10/2022
50+ yard pass play:	56, Casey Washington from Brandon Peters vs NW, 11/27/2021	62, Virginia (Brennan Armstrong to Lavel Davis Jr.), 9/10/2022
10+ receptions:	10, Isaiah Williams vs. Mississippi State, 1/2/2023	11, Cam Camper, Indiana, 9/2/2022
Two receivers with 2 TDs:	Will Judson and Chris Duval vs. Missouri, 8/30/2008	
Three receiving TDs:	A.J. Jenkins (3) vs. Northwestern, 10/1/2011	
Offensive lineman caught a pass:	Jeff Allen, (1 rec., 2 yds) vs. Southern Illinois, 9/11/2010	
Offensive lineman scored a TD:	Corey Lewis, fumble recovery in end zone at Indiana, 11/9/2013	
Passing		
600 yards passing:	621, Dave Wilson at Ohio State, 11/8/1980	
500 yards passing:	621, Dave Wilson at Ohio State, 11/8/1980	
400 yards passing:	456, Wes Lunt vs. Western Kentucky, 9/6/2014	405, Brennan Armstrong, at Virginia, 9/11/2021
300 yards passing:	329, Tommy Devito, vs. Chattanooga, 09/22/2022	330, Connor Bazalak, at Indiana, 9/2/2022
Consecutive 300-yard passing games:	N. Scheelhaase at Penn State (321, 11/2/2013) and at Indiana (450, 11/9/2013)	
Three consecutive 300-yard passing games:	Jason Verduzco vs East Carolina (352, 8/31/1991), at Missouri (431, 9/14/1991) and vs. Houston (341, 9/21/1991)	
6 TDs passing:	Dave Wilson at Ohio State, 11/8/1980	
5 TDs passing:	Nathan Scheelhaase (5) vs. Miami (Ohio), 9/28/2013	Brennan Armstrong (5) at Virginia, 9/11/2021
4 TDs passing:	Brandon Peters (4) at UConn, 9/7/2019	
3 TDs passing:	Tommy Devito (3) vs. Chattanooga, 09/22/2022	
Two 65-plus yard TD passes in the same game:	N. Scheelhaase, 77 & 67 yds to A.J. Jenkins at Indiana, 10/8/11	
10+ consecutive completions in a game:	Tommy DeVito (11) at. Nebraska, 10/29/2022	
Back-to-back games w/ 10+ consecutive completions:	Tommy DeVito (10) at Indiana, 9/2/2022 and (13) vs. Virginia, 9/10/2022	
Non-QB with passing TD:	Trenard Davis (WR) vs. Penn State, 9/21/2018	

THE LAST TIME (INDIVIDUAL)

	Illinois	Opponent
Defense		
20 Tackles:	J Leman (20) vs. Missouri, 9/1/2007	
19 Tackles:	Clayton Fejedelem (19) vs. Wisconsin, 10/24/2015	
4 interceptions:	Mike Gow (4) vs. Stanford, 9/21/1974	
3 interceptions:	Eugene Wilson (3) vs. Penn State, 11/10/2001	
2 interceptions:	Sydney Brown (2), Devon Witherspoon (2) at Northwestern, 11/22/2022	
3+ sacks in a game:	Owen Carney, Jr. (3.0) vs Purdue, 10/31/2020	
5+ TFLs in a game:	Isaiah Gay (5.5) at Iowa, 11/20/21	
4+ TFLs in a game:	Jamal Milan (4.0) at Purdue, 10/26/2019	
4+ PBUs in a game:	Devon Witherspoon (4) vs. Nebraska, 8/28/2021	
3+ PBUs in a game:	Devon Witherspoon (3) vs. Virginia, 9/10/2022	Herbig (3), Wisconsin, 10/9/2021
3+ PBUs in back-to-back games:	Devon Witherspoon (3) at Indiana, 9/2/22 and (3) vs. Virginia, 9/10/22	
Interception by a lineman:	Keith Randolph, vs. Chattanooga, 9/22/2022	
Interception return for TD:	Sydney Brown (39 yards) at Northwestern, 11/22/2022	Tyler Coyle (52 yards), at UConn, 9/7/2019
Two players with interception returns for TD in a game:	Pat Nixon-Youman (68 yards), Jonathan Brown (66 yards) vs. Indiana, 10/23/2010	
Fumble recovery for TD:	Sydney Brown (53 yards) at Northwestern, 11/26/2022	Marcus Banks (60 yards), vs. Mississippi State, 1/2/2023
Fumble recovery TD, INT TD, 2 INTs in one game:	Sydney Brown at Northwestern, 11/26/2022	
Two defensive touchdowns:	Sydney Brown (1 INT TD, 1 FR TD) at Northwestern, 11/26/2022	
Safety:	Kerby Joseph special teams tackle vs. Nebraska 8/28/2021	Team (tackle in end zone), Minnesota, 10/29/2016
Defensive extra point:	Nate Hobbs (75 yards) at USF, 9/15/2017	
Total Offense/All-Purpose		
500 yards total offense:	503, Juice Williams vs. Minnesota, 10/11/2008	
400 yards total offense:	439, Wes Lunt vs. Western Kentucky, 9/6/2014	
300 yards passing and 100 yards rushing:	431 (310-121), Juice Williams at Michigan, 10/4/2008	
300 all-purpose yards:	328, A.J. Jenkins vs. Northwestern, 10/1/2011	
200 all-purpose yards:	233, Chase Brown vs. Minnesota, 10/15/2022	
4 total TDs:	Brandon Peters (4 pass) at UConn, 9/7/2019	
2 TDs in 1 minute:	Ke'Shawn Vaughn at Purdue (3rd quarter), 11/7/2015	
Special Teams		
5 field goals:	Doug Higgins vs. Michigan State, 10/20/1990	
4 field goals:	James McCourt (4) vs. Northwestern, 11/27/21	Jake Moody, #3 Michigan 11/19/2022
3 field goals:	Fabrizio Pinton (3) vs. Minnesota, 10/15/2022	Charles Campbell, at Indiana, 9/2/2022
Made 50+ yard field goal:	Caleb Griffin (52) vs. Mississippi State, 1/2/2023	
Three 50+ yard field goals:	--	Tim Douglas (51, 58, 51), Iowa, 9/26/1998
Blocked a punt:	Dawson DeGroot vs. Western Illinois, 9/8/2018	
Blocked punt for a touchdown:	Dawson DeGroot (block), Stanley Green (TD) vs. Western Illinois, 9/8/2018	A.J. Epenesa (19 yards), Iowa, 11/17/2018
Blocked two field goals:	Terrell Washington vs. NIU, 9/8/2001	
Blocked two PATs:	Rob Bain at Penn State, 10/31/2015	
Blocked a field goal:	Isaiah Gay at USF, 9/15/2017	
Blocked a PAT:	Keith Randolph Jr. at Nebraska, 10/29/2022	
Punt return for TD:	V'Angelo Bentley (67 yards) vs. Ohio State, 11/16/2013	K. Groenewed (61 yards), Iowa, 11/17/2018
Kickoff return for TD:	V'Angelo Bentley (100 yards) vs. Southern Illinois, 8/31/2013	C. Jones (100 yards), Iowa, 11/20/21
Blocked FG returned for TD:	Travis Williams (66 yards) vs. Illinois State, 9/6/2003	
Two-point conversion:	Tommy Devito pass vs. Michigan State, 11/5/2022	
Two two-point conversions in the same game:	2 at Ohio State, 11/3/2012 (Russell pass to LaCosse; Russell rush)	

LONGEST PLAYS OF THE YEAR

RUSHING

YR	YDS	PLAYER, OPPONENT, DATE
1971	73	John Wilson at Wisconsin, 11/13/1971
1972	53	Lonnie Perrin vs. Indiana, 11/11/1972
1973	62	Chubby Phillips vs. Iowa, 10/27/1973
1974	27	Larry Schulz vs. California, 10/5/1974
1975	68	Lonnie Perrin vs. Washington State, 10/4/1975
1976	47	James Coleman vs. Michigan State, 10/23/1976
1977	43	Mike McCray at Purdue, 10/15/1977
1978	43	Rich Weiss at Minnesota, 11/18/1978
1979	75	Mike Holmes at Michigan State, 9/8/1979
1980	53	Mike Holmes vs. Northwestern, 9/6/1980
1981	37	Darrell Smith vs. Indiana, 11/14/1981
1982	30	Thomas Rooks vs. Northwestern, 10/4/1982
1983	68	Thomas Rooks at Northwestern, 11/19/1983
1984	38	Thomas Rooks at Ohio State, 10/13/1984
1985	42	Ray Wilson vs. Michigan, 11/2/1985
1986	29	Keith Jones vs. Purdue, 10/11/1986
1987	57	Ken Thomas vs. Arizona State, 9/12/1987
1988	78	Howard Griffith vs. Utah, 9/17/1988
1989	36	Ken Thomas vs. Ohio State, 10/7/1989
1990	51	Howard Griffith vs. Southern Illinois, 9/22/1990
1991	57	Joe Muti vs. Houston, 9/21/1991
1992	47	Kevin Jackson vs. Northwestern, 10/24/1992
1993	36	Kevin Jackson at Purdue, 10/2/1993
1994	36	Robert Holcombe vs. Missouri, 9/10/1994
1995	56	Robert Holcombe at Iowa, 11/4/1995
1996	67	Robert Holcombe vs. Indiana, 10/5/1996
1997	48	Robert Holcombe vs. Washington State, 9/20/1997
1998	61	Kurt Kittner vs. Louisville, 9/19/1998
1999	54	Rocky Harvey at Michigan, 10/23/1999
2000	62	Rocky Harvey vs. Middle Tennessee, 9/2/2000
2001	32	Carey Davis vs. Louisville, 9/22/2001
2002	84	Antoineo Harris vs. Purdue, 10/12/2002
2003	35	Morris Virgil vs. Illinois State, 9/6/2003
		Pierre Thomas at Michigan, 10/18/2003
2004	69	Pierre Thomas at Michigan State, 10/9/2004
2005	35	Pierre Thomas vs. Northwestern, 11/19/2005
2006	86	Rashard Mendenhall at Northwestern, 11/18/2006
2007	80	Daniel Dufrene at Ohio State, 11/10/2007
2008	50	Juice Williams at Michigan, 10/4/2008
2009	79	Jason Ford vs. Michigan, 10/31/2009
2010	70	Mikel Leshoure at Northwestern, 11/20/2010
2011	61	Troy Pollard vs. South Dakota State, 9/10/2011
2012	52	Donovonn Young vs. Penn State, 9/29/2012
2013	55	Josh Ferguson vs. Northwestern, 11/30/2013
2014	75	Josh Ferguson vs. Texas State, 9/20/2014
2015	78	Ke'Shawn Vaughn at Purdue, 11/7/2015
2016	65	Ke'Shawn Vaughn vs. North Carolina, 11/10/2016
2017	58	Mike Epstein at Iowa, 10/7/2017
2018	80	Reggie Corbin at Wisconsin, 10/20/2018
2019	66	Reggie Corbin vs. Nebraska, 9/21/2019
2020	64	Isaiah Williams at Penn State, 12/19/2020
2021	80	Chase Brown vs. Charlotte, 10/2/2021
2022	49	Chase Brown at Wisconsin, 10/1/2022

PASSING

YR	YDS	PLAYERS, OPPONENT, DATE
1971	58	Mike Wells to John Wilson vs. Northwestern, 10/30/1971
1972	60	Lonnie Perrin to Joe Lewis at Ohio State, 10/14/1972
1973	41	Jeff Hollenbach to Frank Johnson at Indiana, 9/15/1973
1974	68	Jeff Hollenbach to Frank Johnson at Purdue, 10/12/1974
1975	58	Mike McCray to Earl Tate at Texas A&M, 9/27/1975
1976	74	Kurt Steger to Eric Rouse at Missouri, 9/18/1976
1977	45	Mike McCray to Dan Bulow vs. Indiana, 10/22/1977
1978	29	Lawrence McCullough to Eric Rouse at Syracuse, 10/30/1978
1979	33	Tim McAvoy to Mike Sherrad at Purdue, 10/13/1979
	33	Lawrence McCullough to Mike Sherrad at Minnesota, 10/27/1979
1980	77	Dave Wilson to Mike Martin vs. Purdue, 10/18/1980
1981	86	Tony Eason to Oliver Williams vs. Wisconsin, 10/24/1982
1982	80	Tony Eason to Mike Martin at Minnesota, 10/2/1982
1983	77	Jack Trudeau to David Williams at Minnesota, 11/5/1983
1984	62	Jack Trudeau to David Williams vs. Wisconsin, 10/6/1984
	62	Jack Trudeau to Randy Grant vs. Purdue, 10/20/1984
1985	83	Jack Trudeau to Cap Boso vs. USC, 9/7/1985
1986	54	Brian Menkhausen to Stephen Pierce vs. Iowa, 11/8/1986
1987	50	Brian Menkhausen to Darryl Usher vs. Arizona State, 9/12/1987
1988	50	Jeff George to Shawn Wax at Wisconsin, 10/15/1988
1989	68	Jeff George to Mike Bellamy vs. Virginia, 1/1/1990
1990	55	Jeff Kinney to Jeff Finke vs. Purdue, 10/13/1990
1991	61	Jason Verduzco to Elbert Turner at Purdue, 11/9/1991
1992	34	Jason Verduzco to John Wright vs. Purdue, 11/7/1992
1993	51	Johnny Johnson to Jasper Strong at Iowa, 10/16/1993
1994	73	Johnny Johnson to Jasper Strong vs. E. Carolina, 12/31/1994
1995	44	Scott Weaver to Jason Dulick at Indiana, 10/7/1995
1996	66	Scott Weaver to Robert Holcombe vs. Indiana, 10/5/1996
1997	63	Mark Hoekstra to Robert Holcombe vs. Michigan State, 11/22/1997
1998	50	Kurt Kittner to Larry Davis vs. Iowa, 9/26/1998
1999	67	Kurt Kittner to Rocky Harvey at Louisville, 9/18/1999
2000	61	Kurt Kittner to Aaron Moorehead vs. Iowa, 10/14/2000
2001	67	Kurt Kittner to Dwayne Smith vs. Louisville, 9/22/2001
2002	51	Jon Beutjer to Walter Young vs. Michigan, 9/28/2002
2003	72	Jon Beutjer to Kelvin Hayden vs. California, 9/20/2003
2004	56	Brad Bower to Kendrick Jones vs. Indiana, 11/6/2004
2005	61	Tim Brasic to Jason Davis vs. Wisconsin, 10/29/2005
2006	76	Juice Williams to Rashard Mendenhall vs. Syracuse, 9/16/2006
2007	56	Juice Williams to Arrelious Benn vs. Ball State, 10/27/2007
	56	Eddie McGee to Arrelious Benn vs. USC, 1/1/2008
2008	77	Juice Williams to Jeff Cumberland at Michigan, 10/4/2008
2009	58	Juice Williams to Arrelious Benn vs. Fresno State, 12/5/2009
2010	54	Nathan Scheelhaase to A.J. Jenkins vs. Southern Illinois, 9/11/2010
2011	77	Nathan Scheelhaase to A.J. Jenkins at Indiana, 10/6/2011
2012	64	Nathan Scheelhaase to Ryan Lankford vs. Western Michigan, 9/1/2012
2013	72	Nathan Scheelhaase to Ryan Lankford vs. Washington, 9/14/2013
2014	62	Wes Lunt to Justin Hardee vs. Western Kentucky, 9/6/2014
2015	53	Wes Lunt to Geronimo Allison at Iowa, 10/10/2015
2016	68	Wes Lunt to Malik Turner vs. Murray State, 9/3/2016
2017	77	Jeff George Jr. to Louis Dorsey vs. Indiana, 11/11/2017
2018	84	AJ Bush Jr. to Dominic Stampley at Maryland, 10/27/2018
2019	83	Brandon Peters to Josh Imatorbhebhe at Michigan State, 11/9/2019
2020	52	Coran Taylor to Josh Imatorbhebhe vs. Minnesota, 11/7/2020
2021	56	Brandon Peters to Isaiah Williams vs. Northwestern, 11/27/2021
2022	63	Tommy DeVito to Isaiah Williams vs. Chattanooga, 9/22/2022

LONG OPPONENT PLAYS

PUNTS

88	Ollie Olson, Northwestern, 10/15/1932
87	Karl Edwards, Ohio State, 10/15/1983
83	Gordon Teter, Purdue, 10/30/1965
79	Ed Sutter, Northwestern, 11/24/1990
79	Jason Baker, Iowa, 9/26/1998
78	Joe Radigan, Rutgers, 9/9/2006
78	Joe Whisler, Ohio State, 11/13/1948
75	Tom Tupa, Ohio State, 10/4/1986
74	Brad Nortman, Wisconsin, 11/19/2011
74	Nick Harris, California, 9/16/2000
71	Ollie Olson, Northwestern, 10/15/1932
71	Cameron Johnston, Ohio State, 11/16/2013

PUNT RETURNS

95	Allen Brenner, Michigan State, 10/1/1966
----	--

86	Blanche Martin, Michigan State, 10/26/1957
85	Arnold Jackson, Louisville, 9/13/1997
85	Ryan Switzer, North Carolina, 9/19/2015
79	Tim Mixon, California, 9/17/2005
74	Steve Breaston, Michigan, 10/18/2003
74	Luke Levenson, Minnesota, 10/16/1999
74	Fred Cooper, Purdue, 10/28/1972
74	Bump Elliott, Michigan, 11/1/1947
73	Jeff Backes, Northwestern, 11/20/2004
72	Amani Toomer, Michigan, 10/22/1994

KICKOFF RETURNS

100	Charlie Jones, Iowa, 11/20/2021
100	Lamont Wade, Penn State, 12/19/2020
100	Bill Wentz, Ohio State, 10/8/1960
99	Shane Wynn, Indiana, 10/6/2011
99	Jeremy Maclin, Missouri, 8/30/2008
99	Sulecio Sanford, Middle Tennessee, 9/12/1998
98	Marcus Thigpen, Indiana, 10/7/2006

98	Pug Rentner, Northwestern, 10/18/1930
97	Larry Johnson, Penn State, 11/10/2001
96	Trestin George, San Jose State, 9/10/2005
96	Fred Owens, Wisconsin, 10/28/1989
93	Dana Noel, Minnesota, 11/1/1980
92	Wally Dreyer, Wisconsin, 10/19/1946

RUSHING PLAYS

92	Royce Mix, Iowa, 11/25/1972
85	Albert Potter, Northwestern, 11/7/1896
84	Larry Johnson, Penn State, 11/2/2002
84	Billy Taylor, Michigan, 11/8/1969
83	Brian Leonard, Rutgers, 9/3/2005
83	Emil Sitko, Notre Dame, 9/28/1946
80	Mike Trumpy, Northwestern, 11/20/2010
79	Justin Jackson, Northwestern, 11/25/2017
78	Keith Jones, Nebraska, 9/20/1986
78	Jim Hatch, Iowa, 11/8/1952
78	Bill Glassgow, Iowa, 10/19/1929

LONGEST PLAYS OF THE YEAR

KICKOFF RETURNS

YR	YDS	PLAYER, OPPONENT, DATE
1971	29	George Uremovich vs. Washington, 10/2/1971
1972	98	George Uremovich (87) on lateral from Lonnie Perrin (11) vs. Indiana, 11/11/1972
1973	72	Chubby Phillips vs. West Virginia, 9/20/1973
1974	45	Chubby Phillips vs. Washington State, 10/28/1974
1975	36	Chubby Phillips at Northwestern, 11/22/1975
1976	73	Chubby Phillips vs. Michigan State, 10/23/1976
1977	98	James Coleman at Michigan State, 10/29/1977
1978	82	Greg Foster at Syracuse, 9/30/1978
1979	37	Greg Foster vs. Indiana, 11/10/1979
1980	36	Mike Martin at Michigan, 10/25/1980
1981	40	Kirby Wilson vs. Indiana, 11/14/1981
1982	27	Dwight Beverly vs. Michigan, 11/6/1982
		Kirby Wilson vs. Michigan State, 10/11/1982
1983	39	Dwayne Pugh at Purdue, 10/22/1983
1984	33	Larry Ashley at Stanford, 9/15/1984
1985	77	Ray Wilson at Northwestern, 11/23/1985
1986	61	Keith Jones vs. Purdue, 10/11/1986
1987	51	Darryl Usher vs. Minnesota, 10/31/1987
1988	30	Mark Qualls vs. Utah, 9/17/1988
1989	89	Mike Bellamy vs. Indiana, 11/18/1989
1990	37	Clinton Lynch vs. Iowa, 11/3/1990
1991	41	Clinton Lynch vs. East Carolina, 8/31/1991
		Clinton Lynch at Iowa, 10/19/1991
1992	44	Clinton Lynch vs. Northwestern, 10/24/1992
1993	64	Clinton Lynch at Michigan, 10/23/1993
1994	37	Marquis Mosely vs. Washington State, 9/1/1994
1995	37	George McDonald-Ashford at Ohio State, 11/11/1995
1996	48	George McDonald-Ashford vs. Indiana, 10/5/1996
1997	42	Rob Majoy at Indiana, 10/31/1997
1998	94	Steve Havard vs. Indiana, 11/7/1998
1999	41	Brandon Lloyd vs. Minnesota, 10/16/1999
2000	42	Christian Morton vs. Ohio State, 11/11/2000
2001	45	Michael Hall vs. Wisconsin, 10/20/2001
2002	100	Travis Williams (from Eugene Wilson) vs. Purdue, 10/12/2002
2003	66	E.B. Halsey vs. Wisconsin, 9/27/2003
2004	99	Pierre Thomas vs. Western Michigan, 9/18/2004
2005	76	E.B. Halsey vs. Michigan State, 9/24/2005
2006	75	Pierre Thomas at Northwestern, 11/18/2006
2007	90	Arrelious Benn vs. Penn State, 9/29/2007
2008	96	A.J. Jenkins vs. Indiana, 10/18/2008
2009	40	Arrelious Benn vs. Northwestern, 11/14/2009
2010	44	Troy Pollard vs. Indiana, 10/23/2010
2011	29	Tory Pollard vs. Arizona State, 9/17/2011
2012	45	Terry Hawthorne at Ohio State, 11/3/2012
2013	100	V'Angelo Bentley vs. Southern Illinois, 9/31/2013
2014	67	V'Angelo Bentley vs. Youngstown State, 8/30/2014
2015	37	V'Angelo Bentley at North Carolina, 9/19/2015
2016	41	Kendrick Foster at Michigan, 11/22/2016
2017	50	Dre Brown vs. Northwestern, 11/25/2017
2018	40	Dre Brown at Maryland, 10/27/2018
2019	68	Dre Brown at Connecticut, 9/7/2019
2020	35	KhMari Thompson vs. Purdue, 10/31/2020
2021	22	Donny Navarro vs. Maryland, 9/17/2021
2022	43	Peyton Vining vs. Wyoming, 8/27/2022

PUNT RETURNS

YR	YDS	PLAYER, OPPONENT, DATE
1971	25	Octavus Morgan vs. Ohio State, 10/9/1971
1972	44	Mike Gow vs. Wisconsin, 11/18/1972
1973	32	Mike Gow at Michigan State, 10/20/1973
1974	56	Mike Gow at Stanford, 9/21/1974
1975	14	Bruce Beaman vs. Missouri, 9/20/1975
		James Coleman at Northwestern, 11/22/1975
1976	21	Al Young vs. Iowa, 9/11/1976
		Dave Kelly at Minnesota, 10/9/1976
1977	24	James Coleman vs. Michigan, 9/10/1977
1978	14	Dale Hardy at Ohio State, 11/11/1978
1979	22	Rick George at Northwestern, 11/17/1979
1980	33	Rick George vs. Minnesota, 11/1/1980
1981	38	Mike Martin at Northwestern, 11/21/1981
1982	46	Kirby Wilson at Minnesota, 10/2/1982
1983	15	Don Passmore vs. Iowa, 10/1/1983
		Don Passmore at Minnesota, 11/5/1983
1984	28	George Arvanitis vs. Minnesota, 11/3/1984
1985	24	Darryl Usher at Northwestern, 11/23/1985
1986	24	Darryl Usher vs. Purdue, 10/11/1986
1987	41	Darryl Usher at Purdue, 10/10/1987
1988	29	Pat Donnelly vs. Indiana, 11/5/1988
1989	35	Steven Williams vs. Virginia, 1/1/1990
1990	16	Steven Mueller at Indiana, 11/17/1990
1991	22	Filmel Johnson vs. Houston, 9/21/1991
1992	61	Gary Voelker at Minnesota, 10/3/1992
1993	32	Gary Voelker at Iowa, 10/16/1993
1994	26	Martin Jones at Wisconsin, 11/19/1994
1995	30	Marquis Mosely vs. Michigan, 9/2/1995
1996	41	Marquis Mosely vs. Akron, 9/21/1996
1997	14	Rob Majoy vs. Purdue, 10/25/1997
1998	30	Rob Majoy vs. Iowa, 9/26/1998
1999	65	Eugene Wilson vs. Arkansas State, 9/4/1999
2000	80	Christian Morton vs. Indiana, 11/4/2000
2001	45	Eugene Wilson at Indiana, 10/13/2001
2002	70	Eugene Wilson at Southern Mississippi, 9/7/2002
2003	41	E.B. Halsey at Purdue, 10/4/2003
2004	40	E.B. Halsey vs. Western Michigan, 9/18/2004
2005	21	E.B. Halsey vs. Penn State, 10/22/2005
2006	20	E.B. Halsey vs. Eastern Illinois, 11/02/2006
2007	34	Kyle Hudson vs. Western Illinois, 9/8/2007
2008	31	Arrelious Benn at Western Michigan, 11/8/2008
2009	9	Jarred Fayson vs. Michigan State, 10/10/2009
2010	21	Jack Ramsey at Michigan, 11/6/2010
2011	11	Terry Hawthorne vs. UCLA, 12/31/2011
		Ryan Lankford at Indiana, 10/8/2011
2012	11	Tommy Davis vs. Charleston Southern, 9/15/2012
2013	67	V'Angelo Bentley vs. Ohio State, 11/16/2013
2014	40	V'Angelo Bentley vs. Texas State, 9/20/2014
2015	48	V'Angelo Bentley vs. Kent State, 9/5/2015
2016	22	Darius Mosely vs. Murray State, 9/3/2016
2017	52	Mike Dudek vs. Ball State, 9/2/2017
2018	26	Mike Dudek vs. Kent State, 9/1/2018
2019	17	Jordan Holmes at Michigan State, 11/9/2019
2020	16	Donny Navarro vs. Purdue, 10/31/2020
2021	37	Donny Navarro vs. Northwestern, 11/27/2021
2022	24	Isaiah Williams vs. Virginia, 9/10/2022
		Isaiah Williams at Nebraska, 10/29/2022

LONG OPPONENT PLAYS *(continued)*

INTERCEPTION RETURNS

99	Michael Mauti, Penn State, 9/29/2012
95	Dave Puzzuoli, Pittsburgh, 9/25/1982
90	Kywin Supernaw, Indiana, 10/31/1997
86	Mikal Smith, Arizona, 9/14/1996
83	Ahmed Plummer, Ohio State, 11/15/1997
81	Ed Thompson, Ohio State, 11/6/1976
75	Dave Holt, Kansas, 9/21/1968
73	Jeff Robinson, Northwestern, 11/21/1987
72	Phil Parker, Michigan State, 9/24/1983
71	Trevis Graham, Minnesota, 9/30/2000
71	Loran Day, Northwestern, 11/22/1947

FUMBLE RETURNS

100	Cornelius Brown, Missouri, 9/1/2007
-----	-------------------------------------

PASS PLAYS

97	M. Koffler to R. Jay Soward, USC, 9/7/1996
95	T. Blanchford to B. Newland, Oregon, 9/19/1970
91	S. Schaffner to J. Bruce, Minnesota, 10/29/1988
90	T. Collins to D. Alexander, Michigan, 10/23/1993
90	S. Smith to A. Carter, Michigan, 11/6/1982
87	D. O'Neil to W. Tate, Oregon, 9/25/1993
86	T. Morgan to R. Bateman, 11/3/2018
84	B. Otton to C. Miller, USC, 9/7/1996
82	M. LoVecchio to J. Gilmore, Indiana, 11/6/2004
81	B. McAllister to M. Ingram, Michigan State, 10/19/1985
80	C. Sokol to K. Dixon, Louisiana Tech, 12/26/2014
80	A. Appleby to Danny Anthorp, Purdue, 10/4/2014
80	R. Bolden to D. Moye, Penn State, 10/9/2010
80	A. Abdul-Khaliq to A. Hosack, Minnesota, 10/25/2003
80	R. Leaf to K. McKenzie, Washington State, 9/20/1997
80	J. Blake to D. Johnson, East Carolina, 8/31/1991
80	R. Venturi to R. Rector, Northwestern, 11/20/1965

LONGEST FIELD GOALS

61	Ralf Mojsiejenko, Michigan State, 9/11/1982
59	Tom Skladany, Ohio State, 11/8/1975
58	Tim Douglas, Iowa, 9/26/1998
57	Mark Harmon, Stanford, 9/15/1984
57	Paul Rogind, Minnesota, 10/27/1979
57	Pat O'Dea, Wisconsin, 11/11/1899
56	Dave Jacobs, Syracuse, 10/1/1977
55	Gary Cairns, Ohio State, 10/8/1966
54	Jim Harper, Colorado, 9/15/1990
54	Ron Van Der Meer, California, 10/5/1974
54	Paul Edinger, Michigan State, 9/25/1999

YEAR-BY-YEAR SCORES



COACH SCOTT WILLIAMS (1 YEAR, 1-2-0)

Scott Williams was the man credited with introducing the game of football to the University of Illinois campus. Even though the first college football game was played in 1869, no one seemed to have heard of the sport when Williams, who played at the high school level in Normal, just 50 miles from Champaign-Urbana, managed to gather and teach enough players to play three games in the inaugural

season of 1890. Williams coached, captained and quarterbacked that '90 team, and, by the time he left Illinois in 1893, had played every position on the team with the exception of guard and center.

1890

Captain: Scott Williams			
Oct. 2	at Illinois Wesleyan	0-16	L
Nov. 22	at Purdue	0-62	L
Nov. 27	Illinois Wesleyan	12-6	W
		(1-2-0)	23-84



COACH ROBERT LACKEY (1 YEAR, 6-0-0)

Like Scott Williams, Robert Lackey coached the Fighting Illini for just one season. Lackey had been the captain of the 1890 Purdue team, which had humiliated Illinois, 62-0. In addition to his coaching duties, he played halfback part of the time on the '91 team, which played in a league for the first time, en route to winning the championship cup.

1891

Captain: Robert W. Hart			
Oct. 1	Lake Forest*	0-8	L
Oct. 17	Bloomington Swifts	26-0	W
Nov. 7	Eureka College	40-0	W
Nov. 13	Illinois Wesleyan	44-4	W
Nov. 21	Knox College	12-0	W
Nov. 26	at Bloomington	20-12	W
		(6-0-0)	142-24

* Lake Forest later forfeited the game for using ineligible players. Illinois was champion of Illinois Intercollegiate Football League.



COACH E.K. HALL (2 YEARS, 12-5-5)

According to Scott Williams, E.K. Hall developed a class of football at Illinois "second to none in the west" in the seasons of 1892 and 1893, the same two years in which the Fighting Illini wore green uniforms. One of the most noteworthy happenings during Hall's tenure was an "ironman trip," during which the 18-man Illinois team played six games in eight days. A former Dartmouth athlete, Hall was

called "Boss Hall" by his players.

1892

Captain: Robert W. Hart			
Oct. 8	Purdue	6-12	L
Oct. 12	Northwestern	16-16	T
Oct. 21	at Washington U. (St. Louis)	22-0	W
Oct. 22	at Doane (Omaha)	20-0	W
Oct. 24	at Nebraska	0-6	L
Oct. 26	at Baker	26-10	W
Oct. 27	at Kansas	4-26	L
Oct. 29	at Kansas City Athletic Club	42-0	W
Nov. 1	Wisconsin	(Forfeited)	W
Nov. 5	Englewood HS (Chicago)	38-0	W
Nov. 16	at Chicago	4-4	T
Nov. 17	at Beloit	(Forfeited)	W
Nov. 18	DePauw	34-0	W
Nov. 24	Chicago	28-12	W
		(9-3-2)	240-86

1893

Captain: George H. Atherton			
Sept. 30	Wabash	60-6	W
Oct. 7	at DePauw	14-4	W
Oct. 21	at Northwestern	0-0	T
Oct. 28	Chicago Athletic Association	4-10	L
Nov. 6	Oberlin	24-34	L
Nov. 11	Pastime Athletic Club*	18-16	W
Nov. 25	at Purdue	26-26	T
Nov. 30	Lake Forest	10-10	T
		(3-2-3)	156-106

* at St. Louis, Mo.



COACH LOUIS D. VAIL (1 YEAR, 5-3-0)

Louis D. Vail became Illinois' fourth football coach in 1894. Not much is known about Vail, except that his season was full of controversy. A dispute arose over his participation in the Chicago game, and many questionable referees' calls were the focus of attention in the game with Indianapolis Light Artillery.

1894

Captain: John E. Pfeffer			
Oct. 6	at Wabash	36-6	W
Oct. 13	at Chicago Athletic Club	0-14	L
Oct. 20	Lake Forest	54-6	W
Nov. 3	Northwestern	66-0	W
Nov. 17	Purdue	2-22	L
Nov. 21	at Chicago	(Forfeited)	W
Nov. 24	Indianapolis Artillery	14-18	L
Nov. 29	Pastime Athletic Club*	10-0	W
		(5-3-0)	182-66

* at St. Louis, Mo.



COACH GEORGE A. HUFF (5 YEARS, 21-16-3)

George Huff, born on a Champaign, Illinois, farm in 1872, first attended Illinois at age 15. He not only played and coached football at the UI, but coached baseball (for 24 years) and was the athletic director and director of the School of Physical Education. He was also, briefly the manager of the Boston American League baseball team, and later was a talent scout for many summers. Huff had the title of head football coach from 1895-99, but performed

most of the duties for just the first two of those five years. In 1897, the year the Intercollegiate Conference of Faculty Representatives (the Big Ten) was formed, Fred Smith, formerly of Princeton, actually took over the coaching reins and remained for two seasons. In 1899, Neilson Poe, another former Princeton player, coached the Fighting Illini. Huff broke tradition in 1913 when he brought in a high school football coach to head up the Illinois football program. That coach was Bob Zuppke.

1895

Captain: Robert J. Hotchkiss			
Oct. 5	Wabash	48-0	W
Oct. 12	at Chicago Athletic Club	0-8	L
Oct. 19	Illinois College	79-0	W
Oct. 26	at Wisconsin	10-10	T
Nov. 2	Rush-Lake Forest	38-0	W
Nov. 23	Northwestern	38-4	W
Nov. 28	at Purdue	2-6	L
		(4-2-1)	215-28

1896

Captain: Charles D. Beebe			
Oct. 3	Lake Forest	38-0	W
Oct. 10	Knox	70-4	W
Oct. 17	Missouri+	10-0	W
Oct. 21	Oberlin	22-6	W
Oct. 31	at Chicago ^{BIG}	0-12	L
Nov. 7	Northwestern	4-10	L
Nov. 26	at Purdue	4-4	T
		(4-2-1)	148-36

Big Ten: (0-2-1) T-6th

+ at St. Louis, Mo.; ^{BIG} Illinois' first Big Ten game

1897

Captain: Don Sweney			
Oct. 2	Eureka	26-0	W
Oct. 9	Physicians-Surgeons	6-0	W
Oct. 16	Lake Forest	36-0	W
Oct. 23	Purdue*	34-4	W
Oct. 30	Chicago	12-18	L
Nov. 12	Knox	64-0	W
Nov. 20	Carlisle Indians*	6-23	L
Nov. 25	Eureka+	6-0	W
		(6-2-0)	190-45

Big Ten: (1-1-0) 4th

& Illinois' first Big Ten victory; *at Chicago Coliseum in first night & indoor game; + at Peoria

1898

Captain: Arthur R. Johnston			
Sept. 28	Illinois Wesleyan	18-0	W
Oct. 1	Physicians-Surgeons	6-11	L
Oct. 8	Notre Dame	0-5	L
Oct. 15	DePauw	16-0	W
Oct. 22	Alumni	10-6	W
Nov. 4	Alumni	17-23	L
Nov. 12	at Michigan+	5-12	L
Nov. 19	Carlisle Indians ⁺	0-11	L
Nov. 24	Minnesota	11-10	W
		(4-5-0)	83-78

Big Ten: (1-1-0) 4th

+ at Detroit, Mich.; & at Chicago, Ill.

1899

Captain: E. C. McLane			
Sept. 30	Illinois Wesleyan	6-0	W
Oct. 7	at Knox	5-0	W
Oct. 14	Indiana	0-5	L
Oct. 28	Michigan	0-5	L
Nov. 6	Alumni	0-0	T
Nov. 11	at Wisconsin+	0-23	L
Nov. 22	at Purdue	0-5	L
Nov. 25	at St. Louis U.	29-0	W
Nov. 30	Iowa*	0-58	L
		(3-5-1)	40-96

Big Ten: (0-3-0) T-6th

+ at Milwaukee, Wis.; & at Rock Island, Ill.



COACH FRED L. SMITH (1 YEAR, 7-3-2)

Fred L. Smith, who performed most of the head coaching duties under George Huff in 1897-98, was finally given the official title in 1900. He served only that year, turning over the coaching duties to his assistant Edgar Holt prior to the 1901 season.

1900

Captain: Arthur R. Hall			
Sept. 29	Rose Poly	26-0	W
Oct. 3	DePauw	63-0	W
Oct. 6	Illinois Wesleyan	21-0	W
Oct. 10	Physicians-Surgeons	6-0	W
Oct. 13	Knox	16-0	W
Oct. 16	Lombard	35-0	W
Oct. 20	at Northwestern	0-0	T
Oct. 27	Michigan ⁺	0-12	L
Nov. 3	Purdue	17-5	W
Nov. 10	at Minnesota	0-23	L
Nov. 17	vs. Indiana+	0-0	T
Nov. 24	at Wisconsin	0-27	L
		(7-3-2)	184-67


Big Ten: (1-3-2) 8th

& at Chicago, Ill.; + at Indianapolis, Ind.

NATIONAL CHAMPIONSHIPS: 1914 (tied with Army); 1919 (tied with Harvard and Notre Dame); 1923; 1927; 1951

ROSE BOWL APPEARANCES: 1947, 1952, 1964, 1984, 2008

YEAR-BY-YEAR SCORES



COACH EDGAR G. HOLT (2 YEARS, 18-4-1)

Edgar G. Holt posted the best winning percentage (.804) of any Fighting Illini coach who served for more than one year. His teams, however, finished only fourth and fifth in the league in his two seasons despite their impressive records. His 1902 team recorded eight shutouts. Holt coached two players of note: guard/running back Jake Stahl, a bruising runner who later went on to manage professional baseball's Boston Red Sox, and tackle Justa Lindgren, who became Illinois'

football coach in 1906.

1901

Captain: Justa M. Lindgren

Sept. 28	Englewood HS	39-0	W
Oct. 5	Marion Sims	52-0	W
Oct. 11	Physicians-Surgeons	23-0	W
Oct. 12	Washington U. (St. Louis)	21-0	W
Oct. 19	at Chicago	24-0	W
Oct. 26	Northwestern	11-17	L
Nov. 2	vs. Indiana+	18-0	W
Nov. 9	at Iowa	27-0	W
Nov. 16	at Purdue	28-6	W
Nov. 28	Minnesota	0-16	L
(8-2-0)		243-39	
Big Ten: (4-2-0) 4th			

+ at Indianapolis, Ind.

1902

Captain: Garland Stahl

Sept. 20	North Division	34-6	W
Sept. 27	Englewood HS	45-0	W
Oct. 1	Osteopaths	22-0	W
Oct. 4	Monmouth	33-0	W
Oct. 8	Haskell	24-10	W
Oct. 11	Washington U. (St. Louis)	44-0	W
Oct. 18	Purdue	29-5	W
Oct. 25	at Chicago	0-6	L
Nov. 1	Indiana	47-0	W
Nov. 8	at Minnesota	5-17	L
Nov. 15	at Ohio State	0-0	T
Nov. 22	at Northwestern	17-0	W
Nov. 27	Iowa	80-0	W
(10-2-1)		380-44	
Big Ten: (4-2-0) 4th			



COACH GEORGE WOODRUFF (1 YEAR, 8-6-0)

George Woodruff coached Illinois during the 1903 season. The former University of Pennsylvania coach, who coached the legendary John Heisman, picked up eight victories to open the campaign (mostly over weaker competition), but proceeded to drop the final six games, including the last four as shutouts. Woodruff returned to the East directly after the season.

1903

Captain: Claude J. Rothgeb

Sept. 19	Englewood HS	45-5	W
Sept. 26	Lombard	43-0	W
Sept. 30	Osteopaths	36-0	W
Oct. 3	Knox	29-5	W
Oct. 7	Physicians-Surgeons	40-0	W
Oct. 10	Rush	64-0	W
Oct. 14	Chicago Dentistry	54-0	W
Oct. 17	at Purdue	24-0	W
Oct. 24	at Chicago	6-18	L
Oct. 31	Northwestern	11-12	L
Nov. 6	at Indiana	0-17	L
Nov. 14	Minnesota	0-32	L
Nov. 21	at Iowa	0-12	L
Nov. 26	at Nebraska	0-16	L
(8-6-0)		352-117	
Big Ten: (1-5-0) 7th			

GRADUATE COACHES

(1 YEAR, 9-2-1)

This was a case of coaching by committee. Four men, Justa Lindgren, Arthur Hall, Fred Lowenthal and Clyde Mathews, were in charge of the 1904 Illinois football team. Each of the former three had his own stint as head coach between 1905 and 1912.

1904

Captain: Charles A. Fairweather

Sept. 24	Northwestern College	10-0	W
Sept. 28	Wabash	23-2	W
Oct. 1	Knox	11-0	W
Oct. 5	Physicians-Surgeons	26-0	W
Oct. 8	at Washington U. (St. Louis)	31-0	W
Oct. 15	Indiana	10-0	W
Oct. 22	at Purdue	24-6	W
Oct. 29	at Chicago	6-6	T
Nov. 5	at Ohio State	46-0	W
Nov. 12	at Northwestern	6-12	L
Nov. 19	Iowa	29-0	W
Nov. 24	at Nebraska	10-16	L
(9-2-1)		232-42	
Big Ten: (3-1-1) 4th			



COACH FRED LOWENTHAL (1 YEAR, 5-4-0)

After serving on the "Committee of Coaches" in 1904, Fred Lowenthal took his turn as head coach in 1905. Lowenthal, who played center, left guard and left tackle for Illinois from 1898-1901, had moderate success overall; he produced a winning record, but failed to win a conference game. As a player, he was selected by the Chicago Post to its All-Western team.

1905

Captain: Charles J. Moynihan

Sept. 30	Knox	30-0	W
Oct. 4	Wabash	6-0	W
Oct. 7	Northwestern College	24-0	W
Oct. 14	St. Louis	12-6	W
Oct. 21	Purdue	0-29	L
Oct. 28	Physicians-Surgeons	30-0	W
Nov. 4	Michigan	0-33	L
Nov. 18	at Chicago	0-44	L
Nov. 30	at Nebraska	6-24	L
(5-4-0)		84-136	
Big Ten: (0-3-0) T-6th			



COACH JUSTA LINDGREN (1 YEAR, 1-3-1)

Justa Lindgren, another of the 1904 coaching committee members, took the reigns of the 1906 Illinois football team. Like his predecessor, Fred Lowenthal, Lindgren played (center and right tackle) for the Fighting Illini from 1898-1901. He was captain of the 1901 UI team.

1906

Captain: Ina T. Carrithers

Oct. 13	Wabash	0-0	T
Oct. 27	at Michigan	9-28	L
Nov. 10	Wisconsin	6-16	L
Nov. 17	at Chicago	0-63	L
Nov. 24	at Purdue	5-0	W
(1-3-1)		20-107	
Big Ten: (1-3-0) 5th			



COACH ARTHUR R. HALL (6 YEARS, 27-10-3)

Arthur R. Hall was the first man to coach Illinois football for a period of six years or more. The forward pass came into being during this period and Hall installed it into his offense, with quarterback "Pom" Sinnock, the first notable passer for the Fighting Illini. Hall's 1910 team was Illinois' first Big Ten (then Big Eight) football champion. The team outscored its seven opponents, 89-0, with three of the victories coming, 3-0, on the strength of dropkick field goals by Otto Seiler. Hall played for the Fighting Illini at halfback and left end from 1898-1900.

1907

Captain: Lion Gardiner

Oct. 19	Chicago	6-42	L
Oct. 26	at Wisconsin	15-4	W
Nov. 2	Purdue	21-4	W
Nov. 9	at Iowa	12-25	L
Nov. 22	at Indiana	10-6	W
(3-2-0)		64-81	
Big Ten: (3-2-0) 3rd			

1908

Captain: Forest C. Van Hook

Oct. 3	Monmouth	17-6	W
Oct. 10	Marquette	6-6	T
Oct. 17	at Chicago	6-11	L
Oct. 31	Indiana	10-0	W
Nov. 7	Iowa	22-0	W
Nov. 14	at Purdue	15-6	W
Nov. 21	Northwestern	64-8	W
(5-1-1)		140-37	
Big Ten: (4-1-0) 2nd			

1909

Captain: Benjamin F. Baum

Oct. 2	Millikin	23-0	W
Oct. 9	Kentucky	2-6	L
Oct. 16	at Chicago	8-14	L
Oct. 30	Purdue	24-6	W
Nov. 6	Indiana	6-5	W
Nov. 13	at Northwestern	35-0	W
Nov. 20	at Syracuse	17-8	W
(5-2-0)		115-39	
Big Ten: (3-1-0) 3rd			

1910 BIG TEN CHAMPIONS

Captain: Glenn D. Butzer

Oct. 1	Millikin	13-0	W
Oct. 8	Drake	29-0	W
Oct. 15	*Chicago	3-0	W
Oct. 29	at Purdue	11-0	W
Nov. 5	at Indiana	3-0	W
Nov. 12	at Northwestern	27-0	W
Nov. 19	Syracuse	3-0	W
(7-0-0)		89-0	
Big Ten: (4-0-0) T-1st			

* First Illinois homecoming (First Western Conference title; undefeated, untied, and unscored upon.)

1911

Captain: Chester C. Roberts

Oct. 7	Millikin	33-0	W
Oct. 14	St. Louis	9-0	W
Oct. 21	at Chicago	0-24	L
Nov. 4	Purdue	12-3	W
Nov. 11	vs. Indiana+	0-0	T
Nov. 18	Northwestern	27-13	W
Nov. 25	Minnesota	0-11	L
(4-2-1)		81-51	
Big Ten: (2-2-1) T-4th			

+ at Indianapolis, Ind.

1912

Captain: William H. Woolston

Oct. 5	Illinois Wesleyan	87-3	W
Oct. 12	Washington U. (St. Louis)	13-0	W
Oct. 19	Indiana	13-7	W
Nov. 2	at Minnesota	0-13	L
Nov. 9	at Purdue	9-9	T
Nov. 16	Chicago	0-10	L
Nov. 23	at Northwestern	0-6	L
(3-3-1)		122-48	
Big Ten: (1-3-1) T-6th			

YEAR-BY-YEAR SCORES



COACH ROBERT C. ZUPPKE

(29 YEARS, 131-81-13)

Robert C. Zuppke coached the University of Illinois football team in 225 games over a span of 29 years, the longest term of any Fighting Illini football coach. Zuppke, who was born in Germany and raised in Wisconsin, coached Oak Park (Ill.) High School to national championships in 1911 and 1912 before coming to Champaign-Urbana in time for the 1913 season. Zuppke was an innovator as a coach; he is credited with originating such contributions as the

"flea-flicker" play, the screen pass, the spiral snap from center, spring practice and the huddle. He led Illinois to four of its five national championships — in 1914, 1919, 1923 and 1927. In addition, Zuppke's teams won seven Big Ten championships.

1913

Captain: Enos M. Rowe

Oct. 4	Kentucky	21-0	W
Oct. 11	Missouri	24-7	W
Oct. 18	Northwestern	37-0	W
Oct. 25	vs. Indiana+	10-0	W
Nov. 1	at Chicago	7-28	L
Nov. 15	Purdue	0-0	T
Nov. 22	Minnesota	9-19	L

(4-2-1) 108-54

Big Ten: (2-2-1) 5th

+ at Indianapolis, Ind.

1914 NATIONAL & BIG TEN CHAMPIONS

Captain: Ralph D. Chapman

Oct. 3	Christian Bros.	37-0	W
Oct. 10	Indiana	51-0	W
Oct. 17	Ohio State	37-0	W
Oct. 24	at Northwestern	33-0	W
Oct. 31	at Minnesota	21-6	W
Nov. 14	Chicago	21-7	W
Nov. 21	at Wisconsin	24-9	W

(7-0-0) 224-22

Big Ten: (6-0-0) 1st

1915 CO-BIG TEN CHAMPIONS

Captain: John W. Watson

Oct. 2	Haskell Indians	36-0	W	3,193
Oct. 9	Rolla Mines	75-7	W	2,969
Oct. 16	at Ohio State	3-3	T	6,634
Oct. 23	Northwestern	36-6	W	4,424
Oct. 30	Minnesota	6-6	T	11,593
Nov. 13	Wisconsin	17-3	W	3,788
Nov. 20	at Chicago	10-0	W	24,078

(5-0-2) 183-25

Big Ten: (3-0-2) T-1st

1916

Captain: F. Bart Macomber

Oct. 7	Kansas	30-0	W	3,788
Oct. 14	Colgate	3-15	L	5,263
Oct. 21	Ohio State	6-7	L	4,388
Oct. 28	at Purdue	14-7	W	NA
Nov. 4	at Minnesota	14-9	W	11,368
Nov. 18	Chicago	7-20	L	831
Nov. 25	at Wisconsin	0-0	T	NA

(3-3-1) 74-58

Big Ten: (2-2-1) T-4th

1917

Captain: Reynold R. Kraft

Oct. 6	Kansas	22-0	W	NA
Oct. 13	Oklahoma	44-0	W	NA
Oct. 20	Wisconsin	7-0	W	NA
Oct. 27	Purdue	27-0	W	NA
Nov. 3	at Chicago	0-0	T	NA
Nov. 17	at Ohio State	0-13	L	NA
Nov. 24	Minnesota	6-27	L	NA
Nov. 29	at Camp Funston	28-0	W	NA

(5-2-1) 134-40

Big Ten: (2-2-1) T-5th

1918 BIG TEN CHAMPIONS

Captains: Edward C. Sternaman, B.A. Ingwersen

Oct. 4	at Chanute Field	3-0	W	NA
Oct. 12	Great Lakes	0-7	L	2,535
Oct. 26	Municipal Pier	0-7	L	0
Nov. 2	at Iowa	19-0	W	NA
Nov. 9	at Wisconsin	22-0	W	NA
Nov. 16	Ohio State	13-0	W	2,786
Nov. 23	at Chicago	29-0	W	NA

(5-2-0) 86-14

Big Ten: (4-0-0) 1st - Attendance limited (flu pandemic)

1919 NATIONAL & BIG TEN CHAMPIONS

Captain: William K. Kopp

Oct. 11	at Purdue	14-7	W	NA
Oct. 18	Iowa	9-7	W	6,470
Oct. 25	Wisconsin	10-14	L	7,260
Nov. 1	Chicago	10-0	W	16,000
Nov. 8	at Minnesota	10-6	W	NA
Nov. 15	Michigan	29-7	W	9,622
Nov. 22	at Ohio State	9-7	W	14,925

(6-1-0) 91-48

Big Ten: (6-1-0) 1st

1920

Captain: John C. Depler

Oct. 9	Drake	41-0	W	4,435
Oct. 16	Iowa	20-3	W	10,480
Oct. 23	at Michigan	7-6	W	27,655
Oct. 30	Minnesota	17-7	W	15,265
Nov. 6	at Chicago	3-0	W	27,545
Nov. 13	at Wisconsin	9-14	L	20,257
Nov. 20	Ohio State *	0-7	L	19,921

(5-2-0) 97-37

Big Ten: (4-2-0) 4th

* First college Dads Day

1921

Captain: Lawrence W. Walquist

Oct. 8	South Dakota	52-0	W	7,404
Oct. 15	at Iowa	2-14	L	13,516
Oct. 22	Wisconsin	0-20	L	13,063
Oct. 29	Michigan	0-3	L	13,171
Nov. 5	DePauw	21-0	W	5,814
Nov. 12	Chicago	6-14	L	18,872
Nov. 19	at Ohio State	7-0	W	18,118

(3-4-0) 88-51

Big Ten: (1-4-0) 8th

1922

Captain: David D. Wilson

Oct. 14	Butler	7-10	L	5,350
Oct. 21	Iowa	7-8	L	18,784
Oct. 28	at Michigan	0-24	L	41,560
Nov. 4	Northwestern	6-3	W	14,775
Nov. 11	at Wisconsin	3-0	W	28,745
Nov. 18	at Chicago	0-9	L	32,115
Nov. 25	Ohio State	3-6	L	32,115

(2-5-0) 26-60

Big Ten: (2-4-0) 6th

1923 NATIONAL & BIG TEN CHAMPIONS

Captain: James W. McMillen

Oct. 6	Nebraska	24-7	W	10,117
Oct. 13	Butler	21-7	W	8,564
Oct. 20	at Iowa	9-6	W	19,011
Oct. 27	Northwestern &	29-0	W	25,774
Nov. 3	Chicago +	7-0	W	60,632
Nov. 10	Wisconsin	10-0	W	21,579
Nov. 17	Mississippi A&M (Miss. St.)	27-0	W	17,078
Nov. 24	at Ohio State	24-0	W	39,355

(8-0-0) 136-20

Big Ten: (5-0-0) 1st

& at Chicago, Cubs Park; + First game played at Memorial Stadium

1924

Captain: Frank E. Rokusek

Oct. 4	at Nebraska	9-6	W	22,355
Oct. 11	Butler	40-10	W	12,599
Oct. 18	Michigan *	39-14	W	67,886
Oct. 25	DePauw	45-0	W	12,196
Nov. 1	Iowa	36-0	W	31,330
Nov. 8	at Chicago	21-21	T	32,543
Nov. 15	at Minnesota	7-20	L	35,341
Nov. 22	Ohio State	7-0	W	27,378

(6-1-1) 204-71

Big Ten: (3-1-1) T-2nd

* Memorial Stadium dedicated

1925

Captain: Harold E. "Red" Grange

Oct. 3	Nebraska	0-14	L	22,335
Oct. 10	Butler	16-13	W	12,599
Oct. 17	at Iowa	10-12	L	24,738
Oct. 24	Michigan	0-3	L	66,609
Oct. 31	at Pennsylvania	24-2	W	67,877
Nov. 7	Chicago	13-6	W	68,864
Nov. 14	Wabash	21-0	W	20,466
Nov. 21	at Ohio State	14-9	W	72,657

(5-3-0) 98-59

Big Ten: (2-2-0) T-4th

1926

Captain: Charles E. Kassel

Oct. 2	Coe	27-0	W	19,144
Oct. 9	Butler	38-7	W	8,101
Oct. 16	Iowa	13-6	W	42,555
Oct. 23	at Michigan	0-13	L	46,688
Oct. 30	Pennsylvania	3-0	W	58,661
Nov. 6	at Chicago	7-0	W	47,274
Nov. 13	Wabash	27-13	W	5,762
Nov. 20	Ohio State	6-7	L	28,755

(6-2-0) 121-46

Big Ten: (2-2-0) T-6th

1927 NATIONAL & BIG TEN CHAMPIONS

Captain: Robert Reitsch

Oct. 1	Bradley	19-0	W	16,987
Oct. 8	Butler	58-0	W	10,742
Oct. 15	Iowa State	12-12	T	11,211
Oct. 22	at Northwestern	7-6	W	46,580
Oct. 29	Michigan	14-0	W	63,101
Nov. 5	at Iowa	14-0	W	22,000
Nov. 12	Chicago	15-6	W	48,012
Nov. 19	at Ohio State	13-0	W	70,034

(7-0-1) 152-24

Big Ten: (5-0-0) T-1st

1928 BIG TEN CHAMPIONS

Captain: Albert J. Nowack

Oct. 6	Bradley	33-6	W	21,477
Oct. 13	Coe	31-0	W	8,562
Oct. 20	Indiana	13-7	W	26,683
Oct. 27	Northwestern	6-0	W	59,871
Nov. 3	at Michigan	0-3	L	78,229
Nov. 10	at Butler	14-0	W	9,448
Nov. 17	at Chicago	40-0	W	48,714
Nov. 24	Ohio State	8-0	W	35,712

(7-1-0) 145-16

Big Ten: (4-1-0) 1st

1929

Captain: Russell J. Crane

Oct. 5	Kansas	25-0	W	20,636
Oct. 12	Bradley	45-0	W	9,217
Oct. 19	at Iowa	7-7	T	32,001
Oct. 26	Michigan	14-0	W	54,333
Nov. 2	at Northwestern	0-7	L	50,000
Nov. 9	Army	17-7	W	69,509
Nov. 16	Chicago	20-6	W	22,792
Nov. 23	at Ohio State	27-0	W	64,869

(6-1-1) 155-27

Big Ten: (3-1-1) 2nd

1930

Captain: Olaf E. Robinson

Oct. 4	Iowa State	7-0	W	32,718
Oct. 11	Butler	27-0	W	8,371
Oct. 18	Northwestern	0-32	L	52,687
Oct. 25	at Michigan	7-15	L	63,176
Nov. 1	Purdue	0-25	L	26,549
Nov. 8	Army *	0-13	L	68,186
Nov. 15	at Chicago	28-0	W	18,500
Nov. 22	Ohio State	9-12	L	16,881

(3-5-0) 78-97

Big Ten: (1-4-0) 8th

* at New York, N.Y., Yankee Stadium

1931

Captain: Gil Berry

Oct. 3	St. Louis	20-6	W	13,535
Oct. 10	at Purdue	0-7	L	15,825
Oct. 17	Bradley	20-0	W	31,505
Oct. 24	Michigan	0-35	L	33,496
Oct. 31	at Northwestern	6-32	L	35,783
Nov. 7	Wisconsin	6-7	L	15,313
Nov. 14	Chicago	6-13	L	10,721
Nov. 21	at Ohio State	0-40	L	20,642
Nov. 26	Indiana & +	0-0	T	15,825

(2-6-1) 58-140

Big Ten: (0-6-1) T-9th

& at Chicago, Ill.; + Even though the ILL-IND game ended in a tie and is counted as a tie in the Illinois record book. Indiana was awarded the victory for having more first downs than the Fighting Illini.

YEAR-BY-YEAR SCORES

1932

Captain: Gil Berry				
Oct. 1	Miami (Ohio) #	20-7	W	4,568
Oct. 1	Coe #	13-0	W	4,568
Oct. 8	Bradley	20-0	W	41,256
Oct. 15	Northwestern	0-26	L	25,369
Oct. 22	at Michigan	0-32	L	19,513
Oct. 29	at Chicago	13-7	W	16,139
Nov. 5	at Wisconsin	12-20	L	18,961
Nov. 12	Indiana	18-6	W	8,400
Nov. 19	Ohio State	0-3	L	6,718

(5-4-0) 96-101

Big Ten: (2-4-0) 7th

Doubleheader

1933

Captain: Herman Walsler				
Sept. 30	Drake	13-6	W	25,788
Oct. 7	at Washington U. (St. Louis)	21-6	W	8,776
Oct. 14	Wisconsin	21-0	W	19,810
Oct. 21	Army *	0-6	L	28,495
Nov. 4	Michigan	6-7	L	20,405
Nov. 11	at Northwestern	3-0	W	27,269
Nov. 18	Chicago	7-0	W	8,135
Nov. 25	at Ohio State	6-7	L	16,811

(5-3-0) 77-32

Big Ten: (3-2-0) 5th

* at Cleveland, Ohio

1934

Captains: Chuck Bennis, Jack Beynon				
Sept. 29	Bradley	40-7	W	26,027
Oct. 6	at Washington U. (St. Louis)	12-7	W	7,229
Oct. 13	Ohio State	14-13	W	24,831
Oct. 27	at Michigan	7-6	W	34,822
Nov. 3	Army	7-0	W	42,000
Nov. 10	at Northwestern	14-3	W	36,000
Nov. 17	at Wisconsin	3-7	L	23,817
Nov. 24	at Chicago	6-0	W	29,828

(7-1-0) 103-43

Big Ten: (4-1-0) 3rd

1935

Captain: Charles S. Galbreath, Jr.				
Sept. 28	Ohio	0-6	L	19,404
Oct. 5	Washington U. (St. Louis)	28-6	W	18,886
Oct. 12	at USC	19-0	W	50,000
Oct. 26	Iowa	0-19	L	26,647
Nov. 2	at Northwestern	3-10	L	36,000
Nov. 9	Michigan	3-0	W	28,136
Nov. 16	at Ohio State	0-6	L	43,000
Nov. 23	Chicago	6-7	L	12,536

(3-5-0) 59-54

Big Ten: (1-4-0) T-9th

1936

Captain: Elvin C. Sayre				
Sept. 26	DePaul	9-6	W	16,589
Oct. 3	Washington U. (St. Louis)	13-7	W	20,568
Oct. 10	USC	6-24	L	33,325
Oct. 17	at Iowa	0-0	T	39,000
Oct. 24	Northwestern (4)	12-3	L	30,579
Oct. 31	at Michigan	9-6	W	35,000
Nov. 14	Ohio State	0-13	L	19,465
Nov. 21	at Chicago	18-7	W	15,000

(4-3-1) 57-76

Big Ten: (2-2-1) 6th

1937

Captain: Lowell Spurgeon				
Sept. 25	Ohio	20-6	W	20,059
Oct. 2	DePaul	0-0	T	25,000
Oct. 9	Notre Dame	0-0	T	45,000
Oct. 16	at Indiana	6-13	L	17,000
Oct. 30	Michigan	6-7	L	32,506
Nov. 6	at Northwestern (19)	6-0	W	42,000
Nov. 13	at Ohio State	0-19	L	41,921
Nov. 20	at Chicago	21-0	W	13,627

(3-3-2) 59-45

Big Ten: (2-3-0) 8th

1938

Captain: James W. McDonald				
Sept. 24	Ohio	0-6	L	31,378
Oct. 1	DePaul	44-7	W	11,414
Oct. 8	Indiana	12-2	W	15,571
Oct. 15	at Notre Dame	6-14	L	45,000
Oct. 22	Northwestern (18)	0-13	L	37,000
Oct. 29	at Michigan (13)	0-14	L	30,000
Nov. 12	Ohio State	14-32	L	18,000
Nov. 19	at Chicago	34-0	W	6,000

(3-5-0) 110-88

Big Ten: (2-3-0) 7th

1939

Captain: Melvin C. Brewer				
Sept. 30	Bradley	0-0	T	31,000
Oct. 14	at USC	0-26	L	60,000
Oct. 21	Indiana	6-7	L	21,912
Oct. 28	at Northwestern	0-13	L	35,000
Nov. 4	Michigan (2)	16-7	W	30,654
Nov. 11	Wisconsin	7-0	W	17,665
Nov. 18	at Ohio State (8)	0-21	L	46,643
Nov. 25	at Chicago	46-0	W	4,500

(3-4-1) 75-74

Big Ten: (3-3-0) 6th

1940

Captain: Thomas J. Riggs				
Oct. 5	Bradley	31-0	W	31,000
Oct. 12	USC	7-13	L	30,125
Oct. 19	at Michigan (3)	0-28	L	39,000
Oct. 26	Notre Dame (2)	0-26	L	63,186
Nov. 2	at Wisconsin	6-13	L	35,000
Nov. 9	at Northwestern (10)	14-32	L	35,000
Nov. 16	Ohio State	6-14	L	15,571
Nov. 23	at Iowa	7-18	L	19,759

(1-7-0) 71-144

Big Ten: (0-5-0) 9th

1941

Captain: Selected each game				
Oct. 4	Miami (Ohio)	45-0	W	21,500
Oct. 11	at Minnesota	6-34	L	50,345
Oct. 18	Drake	40-0	W	12,193
Oct. 25	at Notre Dame (7)	14-49	L	48,000
Nov. 1	Michigan (7)	0-20	L	30,010
Nov. 8	Iowa	0-21	L	14,339
Nov. 15	at Ohio State (20)	7-12	L	38,000
Nov. 22	at Northwestern (10)	0-27	L	26,000

(2-6-0) 112-163

Big Ten: (0-5-0) 9th



COACH RAY ELIOT

(18 YEARS, 83-73-11)

Ray Eliot, known to Illinois football fans as "Mr. Illini," held the position of head football coach at Illinois for more years than anyone else except Bob Zuppke. Eliot was born Raymond Nusspickel in Brighton, Mass., in 1905, and graduated from the University of Illinois in 1932 after lettering once in baseball and three times in football as a tackle. After entering the coaching profession at Illinois

College in Jacksonville, he returned to the UI in 1937 as line coach under Zuppke before replacing him in 1942. At Illinois, Eliot produced a national championship team in 1951 as well as Big Ten championships in 1946, 1951 and 1953. His teams claimed Rose Bowl victories, 45-14, over UCLA in 1947, and, 40-7, over Stanford in 1952 for the national title. Eliot, who for years was in demand as a lecturer at football clinics around the nation, was renowned as a motivator. A nine-word motto he uttered typified his Fighting Illini spirit: "Anything you think you can do, you can do."

1942

Captain: James Smith				
Sept. 26	South Dakota	46-0	W	7,500
Oct. 3	Butler	67-0	W	10,000
Oct. 10	Minnesota	20-13	W	24,276
Oct. 17	(5) at Iowa (19)	12-7	W	25,600
Oct. 24	(5) Notre Dame (8)	14-21	L	43,476
Oct. 31	(12) at Michigan (13)	14-28	L	33,000
Nov. 7	(20) at Northwestern	14-7	W	35,300
Nov. 14	(13) Ohio State (10) &	20-44	L	68,586
Nov. 21	Great Lakes	0-6	L	10,850
Nov. 28	Camp Grant +	20-0	W	5,000

(6-4-0) 227-126

Big Ten: (3-2-0) T-3rd

& at Cleveland, Ohio; + at Rockford, Ill.

1943

Captain: Selected each game				
Sept. 11	Camp Grant	0-23	L	3,500
Sept. 18	Iowa Seahawks	18-32	L	8,500
Oct. 2	at Purdue	21-40	L	15,000
Oct. 9	at Wisconsin	25-7	W	17,000
Oct. 16	Pittsburgh	33-25	W	7,144
Oct. 23	at Notre Dame (1)	0-47	L	24,438
Oct. 30	Michigan (7)	6-42	L	13,500
Nov. 6	at Iowa	19-10	W	11,000
Nov. 13	at Ohio State	26-29	L	36,331
Nov. 20	at Northwestern (9)	6-53	L	25,000

(3-7-0) 154-308

Big Ten: (2-4-0) 6th

1944

Captain: Selected each game				
Sept. 16	Illinois Normal	79-6	W	5,386
Sept. 23	Indiana	26-18	W	7,986
Sept. 30	at Great Lakes	26-26	T	25,000
Oct. 7	Purdue	19-35	L	15,210
Oct. 14	(14) Iowa	40-6	W	11,498
Oct. 21	at Pittsburgh	39-5	W	15,000
Oct. 28	(14) Notre Dame (1)	7-13	L	65,114
Nov. 11	(10) at Michigan (8)	0-14	L	42,200
Nov. 18	Ohio State (4) +	12-26	L	83,627
Nov. 25	at Northwestern	25-6	W	38,000

(5-4-1) 273-149

Big Ten: (3-3-0) 6th

AP Final National Ranking: 15th; + at Cleveland, Ohio

1945

Captain: Ralph Serpico				
Sept. 22	Pittsburgh	23-6	W	9,962
Sept. 29	at Notre Dame	0-7	L	45,000
Oct. 6	Indiana	0-6	L	25,173
Oct. 20	at Wisconsin	7-7	T	33,000
Oct. 27	Michigan (16)	0-19	L	55,672
Nov. 3	Great Lakes	6-12	L	14,569
Nov. 10	Iowa	48-7	W	14,060
Nov. 17	at Ohio State (9)	2-27	L	70,287
Nov. 24	at Northwestern	7-13	L	35,000

(2-6-1) 93-104

Big Ten: (1-4-1) 7th

1946 BIG TEN CHAMPIONS

Captain: Mac Wunsukas				
Sept. 21	at Pittsburgh	33-7	W	35,000
Sept. 28	Notre Dame	6-26	L	75,119
Oct. 5	Purdue	43-7	W	38,512
Oct. 12	(12) at Indiana	7-14	L	27,000
Oct. 19	Wisconsin (20)	27-21	W	62,597
Oct. 26	at Michigan (8)	13-9	W	86,938
Nov. 2	(11) at Iowa	7-0	W	52,000
Nov. 16	(9) Ohio State (13)	16-7	W	61,519
Nov. 23	(5) at Northwestern	20-0	W	47,000
Jan. 1	UCLA *	45-14	W	93,083

(8-2-0) 217-105

Big Ten: (6-1-0) 1st

AP Final National Ranking: 5th; * 1947 Rose Bowl

1947

Captain: Art Dufelmeier				
Sept. 27	Pittsburgh	14-0	W	22,079
Oct. 4	at Iowa	35-12	W	52,000
Oct. 11	(6) Army (5) *	0-0	T	65,000
Oct. 18	(6) Minnesota (13)	40-13	W	56,048
Oct. 25	(5) at Purdue	7-14	L	42,000
Nov. 1	(11) Michigan (2)	7-14	L	71,119
Nov. 8	Western Michigan	60-14	W	24,012
Nov. 15	(11) at Ohio State	28-7	W	70,036
Nov. 22	(12) Northwestern	13-28	L	52,158

(5-3-1) 204-102

Big Ten: (3-3-0) T-3rd

* at Yankee Stadium, New York, N.Y.

1948

Captain: Herbert Siegert				
Sept. 25	Kansas State	40-0	W	29,593
Oct. 2	at Wisconsin	16-20	L	45,000
Oct. 9	Army (5)	21-26	L	71,119
Oct. 16	at Minnesota (11)	0-6	L	62,066
Oct. 23	Purdue	10-6	W	56,451
Oct. 30	at Michigan (1)	20-28	L	85,938
Nov. 6	Iowa	14-0	W	41,502
Nov. 13	Ohio State	7-34	L	65,732
Nov. 20	at Northwestern (7)	7-20	L	47,000

(3-6-0) 135-140

Big Ten: (2-5-0) 8th

YEAR-BY-YEAR SCORES

1949

Captain: Lyle Botton					
Sept. 24	Iowa State	20-20	T	31,106	
Oct. 1	Wisconsin	13-13	T	38,332	
Oct. 8	at Iowa	20-14	W	45,066	
Oct. 15	Missouri	20-27	L	42,184	
Oct. 22	at Purdue	19-0	W	48,000	
Oct. 29	Michigan (6)	0-13	L	71,119	
Nov. 5	Indiana	33-14	W	40,457	
Nov. 12	at Ohio State (11)	17-30	L	81,805	
Nov. 19	Northwestern	7-9	L	67,872	
		(3-4-2)		149-140	
Big Ten: (3-3-1) T-5th					

1950

Captain: William Hohaska					
Sept. 30	Ohio	28-2	W	NA	
Oct. 7	(15) Wisconsin	6-7	L	54,230	
Oct. 13	at UCLA	14-6	W	45,619	
Oct. 21	Washington (10)	20-13	W	35,930	
Oct. 28	(12) Indiana (19)	20-0	W	65,021	
Nov. 4	(10) at Michigan	7-0	W	96,577	
Nov. 11	(10) at Iowa	21-7	W	45,104	
Nov. 18	(8) Ohio State (1)	14-7	W	71,119	
Nov. 25	(6) at Northwestern	7-14	L	NA	
		(4-2-0)		137-56	
Big Ten: (4-2-0) 4th					

Final National Ranking: 13th (AP), 11th (UPI)

1951 NATIONAL & BIG TEN CHAMPIONS

Captain: Charles Studley					
Sept. 29	UCLA	27-13	W	53,265	
Oct. 6	(8) Wisconsin	14-10	W	56,207	
Oct. 13	(7) Syracuse	41-20	W	30,000	
Oct. 20	(8) at Washington (20)	27-20	W	54,000	
Oct. 27	(4) at Indiana	21-0	W	33,000	
Nov. 3	(3) Michigan (15)	7-0	W	71,119	
Nov. 10	(2) Iowa	40-13	W	56,444	
Nov. 17	(3) at Ohio State	0-0	T	79,457	
Nov. 24	(6) at Northwestern	3-0	W	52,000	
Jan. 1	(4) Stanford *	40-7	W	96,825	
		(9-0-1)		220-83	
Big Ten: (5-0-1) 1st					

Final National Ranking: 1st (Boand) 4th (AP), 3rd (UPI); * 1952 Rose Bowl

1952

Captain: Alfred Brosky					
Sept. 27	Iowa State	33-7	W	47,338	
Oct. 4	(2) at Wisconsin (8)	6-20	L	52,071	
Oct. 11	(13) Washington	48-14	W	48,248	
Oct. 18	(17) at Minnesota	7-13	L	55,267	
Oct. 25	Purdue	12-40	L	71,119	
Nov. 1	at Michigan (15)	22-13	W	64,752	
Nov. 8	at Iowa	33-13	W	44,855	
Nov. 15	Ohio State	7-27	L	60,077	
Nov. 22	Northwestern	26-28	L	41,214	
		(4-5-0)		194-175	
Big Ten: (2-5-0) T-6th					

1953 BIG TEN CHAMPIONS

Captain: Robert Lenzi					
Sept. 26	Nebraska	21-21	T	40,011	
Oct. 3	Stanford	33-21	W	32,737	
Oct. 10	at Ohio State (3)	41-20	W	81,745	
Oct. 17	(9) Minnesota	27-7	W	55,641	
Oct. 24	(7) Syracuse	20-13	W	30,076	
Oct. 31	(4) Purdue	21-0	W	57,210	
Nov. 7	(4) Michigan (17)	19-3	W	71,119	
Nov. 14	(3) at Wisconsin	7-34	L	52,887	
Nov. 21	(7) at Northwestern	39-14	W	51,039	
		(7-1-1)		228-133	
Big Ten: (5-1-0) T-1st					

Final National Ranking: 7th (AP), 7th (UPI)

1954

Captain: Jan Smid					
Sept. 25	(6) Penn State	12-14	L	54,094	
Oct. 2	at Stanford	2-12	L	30,000	
Oct. 9	Ohio State (10)	7-40	L	69,567	
Oct. 16	at Minnesota (11)	6-19	L	63,810	
Oct. 23	Syracuse	34-6	W	41,820	
Oct. 30	at Purdue (9)	14-28	L	47,000	
Nov. 6	at Michigan	7-14	L	58,812	
Nov. 13	Wisconsin (14)	14-27	L	71,169	
Nov. 20	Northwestern	7-20	L	39,186	
		(1-8-0)		103-180	
Big Ten: (0-6-0) 10th					

1955

Captain: J.C. Caroline					
Sept. 24	at California	20-13	W	32,000	
Oct. 1	Iowa State	40-0	W	43,457	
Oct. 8	at Ohio State	12-27	L	82,407	
Oct. 15	Minnesota	21-13	W	45,995	
Oct. 22	at Michigan State (6)	7-21	L	51,851	
Oct. 29	Purdue	0-13	L	61,262	
Nov. 5	Michigan (3)	25-6	W	58,968	
Nov. 12	(16) at Wisconsin	17-14	W	53,529	
Nov. 19	at Northwestern	7-7	T	35,000	
		(5-3-1)		149-114	
Big Ten: (3-3-1) 5th					

1956

Captain: James Minor					
Sept. 29	California	32-20	W	54,833	
Oct. 6	(13) at Washington	13-28	L	36,000	
Oct. 13	Ohio State (5)	6-26	L	58,247	
Oct. 20	at Minnesota	13-16	L	63,037	
Oct. 27	Michigan State (1)	20-13	W	71,119	
Nov. 3	at Purdue	7-7	T	46,166	
Nov. 10	at Michigan (10)	7-17	L	75,470	
Nov. 17	Wisconsin	13-13	T	52,858	
Nov. 24	at Northwestern	13-14	L	40,000	
		(2-5-2)		124-154	
Big Ten: (1-4-2) T-7th					

1957

Captain: Dale Smith					
Sept. 27	at UCLA	6-16	L	48,714	
Oct. 5	Colgate	40-0	W	41,594	
Oct. 12	at Ohio State	7-21	L	82,239	
Oct. 19	Minnesota (4)	34-13	W	69,619	
Oct. 26	(16) at Michigan State (8)	14-19	L	64,353	
Nov. 2	Purdue	6-21	L	47,690	
Nov. 9	Michigan (11)	20-19	W	46,007	
Nov. 16	(15) at Wisconsin	13-24	L	52,384	
Nov. 23	Northwestern	27-0	W	27,017	
		(4-5-0)		167-133	
Big Ten: (3-4-0) 7th					

1958

Captain: Jack Delveaux					
Sept. 27	UCLA	14-18	L	46,577	
Oct. 4	at Duke	13-15	L	25,000	
Oct. 11	Ohio State (5)	13-19	L	50,416	
Oct. 18	at Minnesota	18-8	W	58,174	
Oct. 25	Michigan State (20)	16-0	W	68,811	
Nov. 1	at Purdue (10)	8-31	L	46,357	
Nov. 8	at Michigan	21-8	W	58,778	
Nov. 15	Wisconsin (5)	12-31	L	45,937	
Nov. 22	Northwestern (20)	27-20	W	32,390	
		(4-5-0)		144-150	
Big Ten: (4-3-0) 6th					

1959

Captain: William Burrell					
Sept. 26	at Indiana	0-20	L	20,000	
Oct. 3	Army (4)	20-14	W	64,891	
Oct. 10	(20) at Ohio State	9-0	W	82,980	
Oct. 17	(13) Minnesota	14-6	W	57,485	
Oct. 24	(13) Penn State *	9-20	L	15,045	
Oct. 31	Purdue (11)	7-7	T	42,553	
Nov. 7	Michigan	15-20	L	45,573	
Nov. 14	at Wisconsin (7)	9-6	W	56,028	
Nov. 21	Northwestern (8)	28-0	W	65,697	
		(5-3-1)		111-93	
Big Ten: (4-2-1) T-3rd					

Final National Ranking: 13th (AP), 11th (UPI); *at Cleveland, Ohio



COACH PETE ELLIOTT

(7 YEARS, 31-34-1)

Pete Elliott, a native of Bloomington, Ill., became only the third football coach at Illinois in 47 years in 1960. When he was hired, he was the Big Ten's youngest head football coach at age 33. He had already coached for 10 years — as an assistant at Oregon State and Oklahoma, and as head coach at Nebraska and California. A quarterback on Michigan's 1948 national championship team, Elliott eventually represented three different schools in the Rose Bowl: Michigan (quarterbacking the Wolverines to a 49-0 win over Southern Cal in 1948), California (coaching the Bears in their 1959 38-12 loss to Iowa) and Illinois (coaching the Fighting Illini to a 17-7 triumph over Washington in 1964). His 1963 team, with Dick Butkus and Jim Grabowski, produced Illinois' only Big Ten championship during his tenure.

1960

Captain: William Brown					
Sept. 24	(4) Indiana +	17-6	W	38,444	
Oct. 1	(4) West Virginia	33-0	W	43,612	
Oct. 8	(4) Ohio State (5)	7-34	L	71,119	
Oct. 15	at Minnesota (10)	10-21	L	63,641	
Oct. 22	Penn State	10-8	W	51,459	
Oct. 29	at Purdue	14-12	W	48,625	
Nov. 5	at Michigan	7-8	L	62,297	
Nov. 12	Wisconsin	35-14	W	43,165	
Nov. 19	at Northwestern	7-14	L	51,782	
		(5-4-0)		140-117	
Big Ten: (2-4-0) T-5th					

+ Indiana on probation—game did not count in conference standings

1961

Captain: Gary Brown					
Sept. 30	Washington	7-20	L	41,319	
Oct. 7	Northwestern	7-28	L	40,138	
Oct. 14	at Ohio State (7)	0-44	L	82,974	
Oct. 21	Minnesota	0-33	L	52,247	
Oct. 28	at USC	10-14	L	28,694	
Nov. 4	Purdue	9-23	L	35,077	
Nov. 11	Michigan	6-38	L	40,179	
Nov. 18	at Wisconsin	7-55	L	45,122	
Nov. 25	at Michigan St. (3)	7-34	L	38,344	
		(0-9-0)		53-289	
Big Ten: (0-7-0) T-9th					

1962

Captains: Bob Scharbert, Ken Zimmerman					
Sept. 29	at Washington	7-28	L	56,000	
Oct. 6	at Northwestern	0-45	L	41,854	
Oct. 13	Ohio State (10)	15-51	L	56,017	
Oct. 20	at Minnesota	0-17	L	59,247	
Oct. 27	USC	16-28	L	31,375	
Nov. 3	at Purdue	14-10	W	45,496	
Nov. 10	at Michigan	10-14	L	49,756	
Nov. 17	Wisconsin (4)	6-35	L	36,762	
Nov. 24	Michigan State	7-6	W	19,547	
		(2-7-0)		75-234	
Big Ten: (2-5-0) 8th					

1963 BIG TEN CHAMPIONS

Captains: Mike Taliaferro, Dick Deller					
Sept. 28	California	10-0	W	42,357	
Oct. 5	Northwestern (4)	10-9	W	51,286	
Oct. 12	at Ohio State (8)	20-20	T	84,712	
Oct. 19	(7) Minnesota	16-6	W	61,229	
Oct. 25	(4) at UCLA	18-12	W	24,616	
Nov. 2	(2) Purdue	41-21	W	61,796	
Nov. 9	(2) Michigan	8-14	L	55,810	
Nov. 16	(8) at Wisconsin	17-7	W	65,418	
Nov. 28	(8) at Michigan St. (4)	13-0	W	74,342	
Jan. 1	Washington *	17-7	W	95,597	
		(8-1-1)		170-93	
Big Ten: (5-1-1) 1st					

Final National Ranking: 3rd (AP), 4th (UPI); * 1964 Rose Bowl

1964

Captains: Dick Butkus, George Donnelly					
Sept. 26	at California	20-14	W	44,704	
Oct. 3	(3) at Northwestern	17-6	W	52,062	
Oct. 10	(2) Ohio State (4)	0-26	L	71,227	
Oct. 17	at Minnesota	14-0	W	60,475	
Oct. 24	UCLA	26-7	W	68,727	
Oct. 31	at Purdue	14-26	L	59,425	
Nov. 7	at Michigan	6-21	L	62,415	
Nov. 14	Wisconsin	29-0	W	55,077	
Nov. 21	Michigan State	16-0	W	32,000	
		(6-3)		142-100	
Big Ten: (4-3-0) T-4th					

YEAR-BY-YEAR SCORES

1965

Captains: Jim Grabowski, Don Hansen

Sept. 18	Oregon State	10-12	L	34,000
Sept. 25	SMU	42-0	W	45,175
Oct. 2	at Michigan State (9)	12-22	L	71,237
Oct. 9	at Ohio State	14-28	L	83,712
Oct. 16	Indiana	34-13	W	61,257
Oct. 23	Duke	28-14	W	47,077
Oct. 30	Purdue (6)	21-0	W	59,507
Nov. 6	Michigan	3-23	L	50,136
Nov. 13	at Wisconsin	51-0	W	55,192
Nov. 20	at Northwestern	20-6	W	41,348
(6-4-0)		234-118		
Big Ten: (4-3-0) 5th				

1966

Captains: Kai Anderson, Bo Batchelder

Sept. 17	at SMU	7-26	L	28,000
Sept. 24	Missouri	14-21	L	55,378
Oct. 1	Michigan State (1)	10-26	L	57,747
Oct. 8	Ohio State	10-9	W	51,069
Oct. 15	at Indiana	24-10	W	39,399
Oct. 22	Stanford	3-6	L	56,561
Oct. 29	at Purdue	21-25	L	61,648
Nov. 5	at Michigan	28-21	W	59,332
Nov. 12	Wisconsin	49-14	W	53,645
Nov. 19	at Northwestern	7-35	L	37,625
(4-6-0)		173-193		
Big Ten: (4-3-0) T-3rd				



COACH JIM VALEK (4 YEARS, 8-32-0)

Jim Valek, a native of Joliet, played end on Ray Elliott's football teams at Illinois from 1945-48, earning the team's MVP award his senior year. After coaching stops at the high school level, and as an assistant at Illinois, Army, and South Carolina, Valek took over Fighting Illini fortunes upon Elliott's departure in 1967.

1967

Captains: Ken Kmiec, Ron Bess

Sept. 23	at Florida	0-14	L	57,391
Sept. 30	Pittsburgh	34-6	W	51,251
Oct. 7	Indiana	7-20	L	53,550
Oct. 14	Minnesota	7-10	L	56,103
Oct. 21	Notre Dame	7-47	L	71,227
Oct. 28	at Ohio State	17-13	W	83,298
Nov. 4	Purdue (6)	9-42	L	61,262
Nov. 11	Michigan	14-21	L	44,236
Nov. 18	at Northwestern	27-21	W	36,679
Nov. 25	at Iowa	21-19	W	35,714
(4-6-0)		143-213		
Big Ten: (3-4-0) T-5th				

1968

Captains: Carson Brooks, Tony Pleviak

Sept. 21	Kansas	7-47	L	46,359
Sept. 28	Missouri	0-44	L	48,127
Oct. 5	at Indiana	14-28	L	50,241
Oct. 12	at Minnesota	10-17	L	49,864
Oct. 19	at Notre Dame (6)	8-58	L	59,075
Oct. 26	Ohio State (2)	24-31	L	56,174
Nov. 2	at Purdue (6)	17-35	L	62,321
Nov. 9	at Michigan (7)	0-36	L	56,776
Nov. 16	Northwestern	14-0	W	42,099
Nov. 23	Iowa	13-37	L	35,055
(1-9-0)		107-333		
Big Ten: (1-6-0) T-8th				

1969

Captains: Bruce Erb, Doug Redmann

Sept. 20	Washington State	18-19	L	40,345
Sept. 27	Missouri (11) #	6-37	L	48,740
Oct. 4	Iowa State	20-48	L	37,663
Oct. 11	Northwestern	6-10	L	43,928
Oct. 18	at Indiana	20-41	L	51,812
Oct. 25	at Ohio State (1)	0-41	L	86,576
Nov. 1	Purdue	22-49	L	51,299
Nov. 8	Michigan (18)	0-57	L	35,270
Nov. 15	at Wisconsin	14-55	L	42,624
Nov. 22	Iowa	0-40	L	30,257
(0-10-0)		106-397		
Big Ten: (0-7-0) 10th				

at Busch Stadium, St. Louis

1970

Captains: Doug Dieken, Kirk McMillin

Sept. 19	Oregon	20-16	W	33,246
Sept. 26	Tulane	9-23	L	27,864
Oct. 3	Syracuse	27-0	W	39,357
Oct. 10	at Northwestern	0-48	L	33,316
Oct. 17	Indiana	24-30	L	42,079
Oct. 24	Ohio State (1)	29-48	L	46,208
Oct. 31	at Purdue	23-21	W	67,747
Nov. 7	at Michigan (5)	0-42	L	70,781
Nov. 14	Wisconsin	17-29	L	36,569
Nov. 21	at Iowa	16-22	L	38,700
(3-7-0)		165-279		
Big Ten: (1-6-0) T-9th				



COACH BOB BLACKMAN (6 YEARS, 29-36-1)

Bob Blackman was a native of Big Ten country — from DeSoto, Iowa, originally, and later from Chicago. He had won 104 games in 16 years at the Ivy League school, producing three undefeated seasons for the Big Green. Blackman was the fifth winningest active collegiate coach (with 150 victories) when he arrived on the UI campus as the school's third coach in a decade. It was his job to raise Illinois football fortunes from the lows of the late 1960s. Blackman accomplished that; however, the only winning team he produced was the 1974 squad, which went 6-4-1.

1971

Captains: Glenn Collier, Larry McCarren

Sept. 11	at Michigan State	0-10	L	42,083
Sept. 18	North Carolina	0-27	L	49,391
Sept. 25	at USC (16)	0-28	L	49,390
Oct. 2	Washington (15)	14-52	L	48,127
Oct. 9	Ohio State (15)	10-24	L	53,555
Oct. 16	at Michigan (3)	6-35	L	73,406
Oct. 23	Purdue (17)	21-7	W	52,344
Oct. 30	Northwestern	24-7	W	40,144
Nov. 6	at Indiana	22-21	W	23,018
Nov. 13	at Wisconsin	35-27	W	65,459
Nov. 20	Iowa	31-0	W	40,703
(5-6-0)		163-238		
Big Ten: (5-3-0) T-3rd				

1972

Captains: Larry McCarren, John Wiza

Sept. 16	Michigan State	0-24	L	55,493
Sept. 23	USC (1)	20-55	L	61,225
Sept. 30	at Washington	11-31	L	61,200
Oct. 7	Penn State (16)	17-35	L	60,394
Oct. 14	at Ohio State (4)	7-26	L	86,298
Oct. 21	Michigan (6)	7-31	L	64,290
Oct. 28	at Purdue	14-20	L	61,784
Nov. 4	at Northwestern	43-13	W	35,235
Nov. 11	Indiana	37-20	W	55,077
Nov. 18	Wisconsin	27-7	W	45,703
Nov. 25	at Iowa	14-15	L	25,000
(3-8-0)		197-277		
Big Ten: (3-5-0) T-6th				

1973

Captains: Ken Braid, John Gann

Sept. 15	at Indiana	28-14	W	50,433
Sept. 22	at California	27-7	W	22,000
Sept. 29	West Virginia	10-17	L	48,107
Oct. 6	Stanford	0-24	L	45,383
Oct. 13	Purdue	15-13	W	54,252
Oct. 20	at Michigan St.	6-3	W	63,303
Oct. 27	Iowa	50-0	W	48,864
Nov. 3	Ohio State (1)	0-30	L	60,707
Nov. 10	at Michigan (4)	6-21	L	76,461
Nov. 17	Minnesota	16-19	L	34,438
Nov. 24	at Northwestern	6-9	L	26,117
(5-6-0)		164-157		
Big Ten: (4-4-0) T-4th				

1974

Captains: Ty McMillin, Revie Sorey

Sept. 14	Indiana	16-0	W	40,911
Sept. 21	at Stanford (19)	41-7	W	47,500
Sept. 28	(16) Washington State	21-19	W	40,594
Oct. 5	(14) California	14-31	L	54,378
Oct. 12	at Purdue	27-23	W	63,174
Oct. 19	Michigan State *	21-21	T	55,677
Oct. 26	at Iowa	12-14	L	49,400
Nov. 2	at Ohio State (1)	7-49	L	87,813
Nov. 9	Michigan (4)	6-14	L	60,670
Nov. 16	at Minnesota	17-14	W	46,162
Nov. 23	at Northwestern	28-14	W	33,753
(6-4-1)		210-206		
Big Ten: (4-3-1) 5th				

* Memorial Stadium's Golden Anniversary Game

1975

Captains: Dean March, Stu Levenick

Sept. 13	at Iowa	27-12	W	57,200
Sept. 20	Missouri (5)	20-30	L	57,059
Sept. 27	at Texas A&M (8)	13-43	L	45,524
Oct. 4	Washington State	27-21	W	51,060
Oct. 11	Minnesota	42-23	W	46,162
Oct. 18	Purdue	24-26	L	61,204
Oct. 25	at Michigan State (16)	21-19	W	66,223
Nov. 1	at Wisconsin	9-18	L	76,868
Nov. 8	Ohio State (1)	3-40	L	67,571
Nov. 15	Michigan (4)	15-21	L	45,077
Nov. 22	at Northwestern	28-7	W	19,800
(5-6-0)		229-260		
Big Ten: (4-4-0) T-3rd				

1976

Captains: Marty Friel, Dean March, Scott Studwell

Sept. 11	Iowa	24-6	W	49,515
Sept. 18	at Missouri (6)	31-6	W	63,486
Sept. 25	(14) Baylor	19-34	L	44,481
Oct. 2	Texas A&M (9)	7-14	L	67,543
Oct. 9	at Minnesota	14-29	L	52,606
Oct. 16	at Purdue	21-17	W	66,716
Oct. 23	Michigan State	23-31	L	52,860
Oct. 30	Wisconsin	31-25	W	54,121
Nov. 6	at Ohio State (8)	10-42	L	87,654
Nov. 13	at Michigan (4)	7-38	L	104,107
Nov. 20	Northwestern	48-6	W	34,500
(5-6-0)		235-248		
Big Ten: (4-4-0) T-3rd				



COACH GARY MOELLER (3 YEARS, 6-24-3)

Gary Moeller was hired by athletic director Cecil Coleman to bring the Illinois football program back into Big Ten title contention. Moeller knew what it was like to be a Big Ten contender, coaching with Bo Schembechler for two years at Miami (Ohio), and for 10 more at Michigan. His reputation as an outstanding recruiter was in for a test at Illinois. Like Jim Valek, he picked up half of his wins at UI his first season. Unfortunately, they amounted to only three of his total of six in three seasons.

1977

Captains: Rickie Mitchem, Kurt Steger

Sept. 10	Michigan (2)	9-37	L	60,477
Sept. 17	Missouri	11-7	W	52,771
Sept. 24	at Stanford	24-37	L	50,500
Oct. 1	Syracuse	20-30	L	52,015
Oct. 8	at Wisconsin (19)	0-26	L	78,661
Oct. 15	at Purdue	29-22	W	60,242
Oct. 22	Indiana	21-7	W	50,298
Oct. 29	at Michigan State	20-49	L	70,589
Nov. 5	Ohio State (4)	0-35	L	66,973
Nov. 12	Minnesota	0-21	L	37,697
Nov. 19	at Northwestern	7-21	L	17,255
(3-8-0)		141-292		
Big Ten: (2-6-0) T-8th				

YEAR-BY-YEAR SCORES

1978

Captains: John Sullivan, Randy Taylor

Sept. 9	Northwestern	0-0	T	40,091
Sept. 16	at Michigan (4)	0-31	L	104,102
Sept. 23	Stanford	10-35	L	43,143
Sept. 30	at Syracuse	28-14	W	20,101
Oct. 7	at Missouri	3-45	L	62,062
Oct. 14	Wisconsin	20-20	T	51,160
Oct. 21	Purdue (19)	0-13	L	50,918
Oct. 28	at Indiana	10-31	L	37,355
Nov. 4	Michigan State (18)	19-59	L	48,077
Nov. 11	at Ohio State	7-45	L	87,719
Nov. 18	at Minnesota	6-24	L	25,388
(1-8-2)				103-317
Big Ten: (0-6-2) 9th				

1979

Captains: Lawrence McCullough, Stanley Ralph

Sept. 8	at Michigan State (10)	16-33	L	46,377
Sept. 15	Missouri (11)	6-14	L	66,306
Sept. 22	at Air Force	27-19	W	18,178
Sept. 29	Navy	12-13	L	53,825
Oct. 6	Iowa	7-13	L	51,044
Oct. 13	at Purdue (20)	14-28	L	69,413
Oct. 20	Michigan (11)	7-27	L	43,370
Oct. 27	at Minnesota	17-17	T	47,406
Nov. 3	Ohio State (5)	7-44	L	41,870
Nov. 10	Indiana	14-45	L	30,874
Nov. 17	at Northwestern	29-13	W	19,217
(2-8-1)				156-266
Big Ten: (1-6-1) 9th				



COACH MIKE WHITE (8 YEARS, 47-41-3)

Mike White was new athletic director Neale Stoner's choice to run the UI football program starting in 1980. He had declined Pete Elliott's overtures to join him at Illinois in 1960, but picked up some impressive coaching credentials after learning from some of the game's heavyweights — Bill Walsh, Dick Vermeil, Marv Levy and John Ralston. White coached California to a Pac-8 championship with a nation-leading offense (459 yards per game) in 1975. Along the way, he had helped to develop such passers as Joe Roth, Jim Plunkett, Steve Bartkowski and Craig Morton, and would add to his list at Illinois with the likes of Dave Wilson, Tony Eason and Jack Trudeau. White's wide-open passing philosophy seemed to be just what the Fighting Illini needed at the time. His teams virtually rewrote the UI record books in the passing department and brought Illinois back to Big Ten contender status. Five of White's eight Illinois teams posted winning records. The 1982 squad (7-5-0) played in the Liberty Bowl against Alabama in the legendary Bear Bryant's final game as Crimson Tide head coach. The Liberty Bowl was Illinois' first bowl game appearance since the 1964 Rose Bowl. The 1983 Big Ten championship team (10-2), which played in the 1984 Rose Bowl, is the only team in Big Ten history to have defeated all nine conference opponents in the same season.

1980

Captains: Dave Dwyer, Ron Ferrari, Dave Wilson

Sept. 6	Northwestern	35-9	W	44,222
Sept. 13	Michigan State	20-17	W	46,377
Sept. 20	at Missouri (15)	7-52	L	66,306
Sept. 27	Air Force	20-20	T	45,638
Oct. 4	Mississippi State	21-28	L	60,889
Oct. 11	at Iowa	20-14	W	59,780
Oct. 18	Purdue	20-45	L	62,121
Oct. 25	at Michigan	14-45	L	105,109
Nov. 1	Minnesota	18-21	L	51,202
Nov. 8	at Ohio State (7)	42-49	L	87,952
Nov. 15	at Indiana	24-26	L	38,128
(3-7-1)				241-326
Big Ten: (3-5-0) T-6th				

1981

Captains: Greg Boeke, Ron Ferrari, Jack Squirek

Sept. 5	at Pittsburgh (8)	6-26	L	46,022
Sept. 12	at Michigan State	27-17	W	54,945
Sept. 19	Syracuse	17-14	W	57,579
Oct. 3	Minnesota	38-29	W	63,814
Oct. 10	at Purdue	20-44	L	69,846
Oct. 17	at Ohio State	27-34	L	87,158
Oct. 24	Wisconsin	23-21	W	67,413
Oct. 31	Iowa (16)	24-7	W	66,877
Nov. 7	at Michigan (12)	21-70	L	105,570
Nov. 14	Indiana	35-14	W	56,143
Nov. 21	at Northwestern	49-12	W	23,116
(7-4-0)				287-288
Big Ten: (6-3-0) T-3rd				

1982

Captains: Mike Bass, Dan Gregus, Mike Martin

Sept. 4	Northwestern *	49-13	W	67,036
Sept. 11	Michigan State	23-16	W	66,152
Sept. 18	at Syracuse	47-10	W	30,128
Sept. 25	(19) Pittsburgh (3)	3-20	L	71,547
Oct. 2	at Minnesota (19)	42-24	W	63,684
Oct. 9	(20) Purdue	38-34	W	71,232
Oct. 16	(15) Ohio State	21-26	L	73,488
Oct. 23	at Wisconsin	29-28	W	78,406
Oct. 30	at Iowa	13-14	L	59,922
Nov. 6	Michigan (15)	10-16	L	75,256
Nov. 13	at Indiana	48-7	W	38,471
Dec. 29	Alabama #	15-21	L	54,123
(7-5-0)				338-229
Big Ten: (6-3-0) 4th				

* First night game in Memorial Stadium; # Liberty Bowl, Memphis, Tenn.

1983 BIG TEN CHAMPIONS

Captains: Tim Brewster, Joe Miles, Don Thorp

Sept. 10	at Missouri	18-28	L	53,744
Sept. 17	Stanford	17-7	W	72,852
Sept. 24	at Michigan State (19)	20-10	W	75,867
Oct. 1	Iowa (4)	33-0	W	73,351
Oct. 8	(19) at Wisconsin	27-15	W	78,307
Oct. 15	(19) Ohio State (6)	17-13	W	73,414
Oct. 22	(11) at Purdue	35-21	W	69,328
Oct. 29	(9) Michigan (8)	16-6	W	76,127
Nov. 5	(6) at Minnesota	50-23	W	35,514
Nov. 12	(5) Indiana	49-21	W	73,612
Nov. 19	(4) at Northwestern	56-24	W	52,333
Jan. 2	(4) UCLA *	9-45	L	103,217
(10-2)				347-213
Big Ten: (9-0-0) 1st				

Final National Ranking: 10th (AP), 10th (UPI); * 1984 Rose Bowl

1984

Captains: Rick Schulte, David Edwards

Sept. 1	Northwestern	24-16	W	75,753
Sept. 8	Missouri	30-24	W	78,297
Sept. 15	at Stanford	19-34	L	43,795
Sept. 22	Michigan State	40-7	W	75,762
Sept. 29	at Iowa (4)	16-21	L	66,322
Oct. 6	Wisconsin	22-6	W	78,307
Oct. 13	at Ohio State (8)	38-45	L	89,937
Oct. 20	Purdue	34-20	W	76,101
Oct. 27	at Michigan	18-26	L	104,916
Nov. 3	Minnesota	48-3	W	76,056
Nov. 10	Indiana #	34-7	W	49,264
(7-4-0)				323-209
Big Ten: (6-3-0) T-2nd				

at Hoosier Dome, Indianapolis

1985

Captains: Jack Trudeau, Craig Swoope, Chris White

Sept. 7	(11) USC (6)	10-20	L	76,369
Sept. 14	(19) Southern Illinois	28-25	W	76,330
Sept. 21	(20) at Nebraska (17)	25-52	L	76,149
Oct. 5	Ohio State (5)	31-28	W	76,343
Oct. 12	at Purdue	24-30	L	68,837
Oct. 19	at Michigan St.	30-17	W	76,438
Oct. 26	Wisconsin	38-25	W	76,395
Nov. 2	Michigan (4)	3-3	T	76,397
Nov. 9	at Iowa (6)	0-59	L	66,120
Nov. 16	Indiana	41-24	W	78,805
Nov. 23	at Northwestern	45-20	W	33,054
Dec. 31	Army *	29-31	L	29,857
(6-5-1)				304-334
Big Ten: (5-2-1) 3rd				

* Peach Bowl, Atlanta, Ga.

1986

Captains: Scott Davis, Sam Ellsworth, Mark Dennis, Shane Lamb

Sept. 6	Louisville	23-0	W	72,822
Sept. 13	at USC	16-31	L	51,496
Sept. 20	Nebraska (6)	14-59	L	75,869
Oct. 4	at Ohio State	0-14	L	90,030
Oct. 11	Purdue	34-27	W	73,720
Oct. 18	Michigan State	21-29	L	75,083
Oct. 25	at Wisconsin	9-15	L	76,983
Nov. 1	at Michigan (3)	13-69	L	104,122
Nov. 8	Iowa (16)	20-16	W	75,190
Nov. 15	at Indiana	21-16	W	34,572
Nov. 22	Northwestern	18-23	L	70,568
(4-7-0)				189-299
Big Ten: (3-5-0) T-6th				

1987

Captains: Mike Scully, Mike Piel, Darrick Brownlow

Sept. 5	at North Carolina	14-34	L	40,000
Sept. 12	Arizona State (15) *	7-21	L	70,060
Sept. 19	East Carolina	20-10	W	62,045
Oct. 3	Ohio State (9)	6-10	L	73,045
Oct. 10	at Purdue	3-9	L	59,483
Oct. 17	Wisconsin	16-14	W	57,040
Oct. 24	at Michigan State (14)	14-14	T	76,513
Oct. 31	Minnesota	27-17	W	60,143
Nov. 7	at Indiana (18)	22-34	L	50,026
Nov. 14	Michigan	14-17	L	64,496
Nov. 21	at Northwestern	10-28	L	27,104
(3-7-1)				153-208
Big Ten: (2-5-1) 8th				

* 28th consecutive home sellout game



COACH JOHN MACKOVIC (4 YEARS, 30-16-1)

John Mackovic became Illinois' 19th head football coach on February 3, 1988. Mackovic came to Champaign with a variety of collegiate and professional coaching experiences and built the Fighting Illini into not only a Big Ten contender, but also a force to be reckoned with nationally. All four of his UI teams played in bowl games: 1988 All American Bowl, 1990 Florida Citrus Bowl, 1991 Hall of Fame Bowl and 1991 John Hancock Bowl. Mackovic was the coach first to earn the Dave McClain Big Ten Coach of the Year award in each of his first two seasons in the league. His 1989 team tied the school record (set in 1983) for victories with 10 and his 1990 team tied for the Big Ten Championship. Mackovic was named athletic director at Illinois on December 23, 1988. He retained both the position of athletic director and head football coach until resigning just before the 1991 John Hancock Bowl to become head coach at Texas.

1988

Captains: Glenn Cobb, Mark McGowan

Sept. 3	Washington State	7-44	L	54,458
Sept. 10	at Arizona State	16-21	L	70,091
Sept. 17	Utah	35-24	W	54,002
Oct. 1	at Ohio State	31-12	W	90,274
Oct. 8	Purdue	20-0	W	63,473
Oct. 15	at Wisconsin	34-6	W	57,886
Oct. 22	Michigan State	21-28	L	65,771
Oct. 29	at Minnesota	27-27	T	40,554
Nov. 5	Indiana (20)	21-20	W	66,201
Nov. 12	at Michigan (13)	9-30	L	105,000
Nov. 19	Northwestern	14-9	W	43,329
Dec. 29	Florida #	10-14	L	42,890
(6-5-1)				245-243
Big Ten: (5-2-1) T-3rd				

All American Bowl, Birmingham, Ala.

1989

Captains: Craig Schneider, Steve Glasson, Mike Bellamy, Moe Gardner

Sept. 4	(22) at USC (5)	14-13	W	54,622
Sept. 16	(10) at Colorado (8)	7-38	L	46,747
Sept. 23	(20) Utah State	41-2	W	61,553
Oct. 7	(18) Ohio State	34-14	W	69,088
Oct. 14	(16) at Purdue	14-2	W	41,101
Oct. 21	(13) at Michigan St.	14-10	W	76,216
Oct. 28	(8) Wisconsin	32-9	W	64,856
Nov. 4	(8) at Iowa	31-7	W	67,700
Nov. 11	(8) Michigan (3)	10-24	L	73,069
Nov. 18	(12) Indiana	41-28	W	53,368
Nov. 25	(11) at Northwestern	63-14	W	31,017
Jan. 1	(11) Virginia (16) #	31-21	W	60,016
(10-2)				332-182
Big Ten: (7-1-0) 2nd				

Final National Ranking: 10th (AP), 10th (UPI); # Florida Citrus Bowl, Orlando, Fla.

1990 CO-BIG TEN CHAMPIONS

Captains: Curtis Lovelace, Howard Griffith, Moe Gardner, Darrick Brownlow

Sept. 8	(11) at Arizona	16-28	L	53,330
Sept. 15	(21) Colorado (11)	23-22	W	64,351
Sept. 22	(15) Southern Illinois	56-21	W	64,469
Oct. 6	(13) at Ohio State (20)	31-20	W	89,404
Oct. 13	(11) Purdue	34-0	W	60,604
Oct. 20	(8) Michigan State (25)	15-13	W	70,398
Oct. 27	(5) at Wisconsin	21-3	W	67,746
Nov. 3	(5) Iowa (13)	28-54	L	72,714
Nov. 10	(17) at Michigan (19)	17-22	L	105,343
Nov. 17	(22) at Indiana	24-10	W	44,639
Nov. 24	(22) Northwestern	28-23	W	32,383
Jan. 1	(16) Clemson (14) #	0-30	L	63,154
(8-4-0)				293-246
Big Ten: (6-2) T-1st				

Final National Ranking: 25th (AP), 24th (UPI); # Hall of Fame Bowl, Tampa, Fla.

YEAR-BY-YEAR SCORES

1991

Captains: Mike Hopkins, Marlon Primous, Tim Simpson

Aug. 31	East Carolina	38-31	W	46,313
Sept. 14	at Missouri	19-23	L	49,586
Sept. 21	Houston (21)	51-10	W	60,182
Oct. 5	(22) Minnesota	24-3	W	57,981
Oct. 12	(20) Ohio State (11)	10-7	W	70,125
Oct. 19	(13) at Iowa (15)	21-24	L	70,220
Oct. 26	(17) at Northwestern	11-17	L	26,542
Nov. 2	Wisconsin	22-6	W	61,493
Nov. 9	at Purdue	41-14	W	34,582
Nov. 16	(25) Michigan (4)	0-20	L	66,757
Nov. 23	at Michigan State	24-27	L	61,721
Dec. 31	UCLA (22) #&	3-6	L	42,281

(6-6-0) 264-188
Big Ten: (4-4) 5th

John Hancock Bowl, El Paso, Texas; & Head coach was Lou Tepper



COACH LOU TEPPER

(5+ YEARS, 25-31-2)

Lou Tepper was hired as Illinois' 20th head football coach Dec. 13, 1991, just prior to the team's appearance in the John Hancock Bowl. He replaced John Mackovic, who resigned his head football coach and athletic director duties to become head coach at the University of Texas. Tepper had five successful seasons at Colorado prior to coming to Illinois. He spent his last two years with the Buffaloes as their assistant head coach. When Mackovic took over the

program in 1988, he brought Tepper in as defensive coordinator and named him assistant head coach in 1990. Tepper led Illinois to the 1992 Holiday Bowl and a 30-0 victory in the the 1994 Liberty Bowl. He also coached consecutive Butkus Award winners in Dana Howard (1994) and Kevin Hardy (1995).

1992

Captains: Brad Hopkins, John Wright, Jr.

Sept. 5	Northern Illinois	30-14	W	50,015
Sept. 12	Missouri	24-14	W	53,568
Sept. 19	at Houston	13-31	L	25,931
Oct. 3	at Minnesota	17-18	L	32,112
Oct. 10	at Ohio State (21)	18-16	W	93,982
Oct. 17	Iowa	14-24	L	70,314
Oct. 24	Northwestern	26-27	L	52,332
Oct. 31	at Wisconsin	13-12	W	65,293
Nov. 7	Purdue	20-17	W	55,339
Nov. 14	at Michigan (3)	22-22	T	106,481
Nov. 21	Michigan State	14-10	W	40,552
Dec. 30	Hawaii #	17-27	L	44,457

(6-5-1) 235-228
Big Ten: (4-3-1) 4th

- Holiday Bowl, San Diego, Calif.

1993

Captains: Greg Engel, Filmel Johnson, Gary Voelker

Sept. 11	at Missouri	3-31	L	48,427
Sept. 18	Arizona (15)	14-16	L	51,110
Sept. 25	Oregon	7-13	L	45,574
Oct. 2	at Purdue	28-10	W	37,621
Oct. 9	Ohio State (6)	12-20	L	61,209
Oct. 16	at Iowa	49-3	W	70,397
Oct. 23	at Michigan (13)	24-21	W	106,385
Oct. 30	Northwestern	20-13	W	49,940
Nov. 6	Minnesota	23-20	W	50,192
Nov. 13	at Penn State (16)	14-28	L	90,000
Nov. 20	Wisconsin (14)	10-35	L	48,083

(5-6) 204-210
Big Ten: (5-3) T-4th

1994

Captains: Pete Gabrione, John Holeczek, Dana Howard, Jon Kerr

Sept. 1	(21) Washington State #	9-10	L	39,472
Sept. 10	Missouri	42-0	W	64,305
Sept. 17	Northern Illinois	34-10	W	55,327
Oct. 1	Purdue	16-22	L	58,338
Oct. 8	at Ohio State (17)	24-10	L	93,351
Oct. 15	Iowa	47-7	W	59,573
Oct. 22	Michigan (11)	14-19	L	72,677
Oct. 29	at Northwestern	28-7	W	40,365
Nov. 5	at Minnesota	21-17	W	35,069
Nov. 12	Penn State (2)	31-35	L	72,364
Nov. 19	at Wisconsin	13-19	L	77,745
Dec. 31	East Carolina &	30-0	W	33,280

(7-5) 309-156
Big Ten: (4-4) 5th

Illinois home game at Soldier Field, Chicago; & St. Jude Liberty Bowl, Memphis, Tenn.

1995

Captains: Jason Dulick, Kevin Hardy, Brett Larsen

Sept. 2	(25) Michigan (13)	14-38	L	70,193
Sept. 9	at Oregon (24)	31-34	L	44,201
Sept. 16	Arizona (17)	9-7	W	57,134
Sept. 23	East Carolina	7-0	W	60,545
Oct. 7	at Indiana	17-10	W	38,098
Oct. 14	Michigan State	21-27	L	65,653
Oct. 28	Northwestern (8)	14-17	L	65,454
Nov. 4	at Iowa	26-7	W	70,397
Nov. 11	at Ohio State (2)	3-41	L	92,639
Nov. 18	Minnesota	48-14	W	45,521
Nov. 25	at Wisconsin #	3-3	T	76,750

(5-5-1) 254-229
Big Ten: (3-4-1) T-7th

Last tie in college football history (OT instituted in 1996)

1996

Captains: Rodney Byrd, Ty Douthard, Paul Marshall, Dennis Stallings

Aug. 31	at Michigan (12)	8-20	L	105,992
Sept. 7	USC (19)	3-55	L	56,504
Sept. 14	at Arizona	0-41	L	43,012
Sept. 21	Akron	38-7	W	48,285
Oct. 5	Indiana #	46-43	W (OT)	55,534
Oct. 12	at Michigan State	14-42	L	71,639
Oct. 26	at Northwestern (11)	24-27	L	48,187
Nov. 2	Iowa (25)	21-31	L	54,381
Nov. 9	Ohio State (2)	0-48	L	54,412
Nov. 16	at Minnesota	21-23	L	34,321
Nov. 23	Wisconsin	15-35	L	37,814

(2-9) 190-372
Big Ten: (1-7) T-9th

First overtime game in Big Ten history



COACH RON TURNER

(8 YEARS, 32-49)

Ron Turner was named the 21st head coach in Illinois history Dec. 2, 1996, coming to the Fighting Illini after four highly successful seasons as the offensive coordinator for the NFL's Chicago Bears. In 1999, Turner's Illini began their program turnaround with an 8-4 season, including a 63-21 Micronpc.com Bowl victory in the team's first postseason appearance since 1994. Turner then followed that season up with the 2001 Big Ten Championship season which saw the Illini earn a bid to the BCS and the Sugar Bowl. Illinois finished the season 10-2, the first 10-win season since 1989. Turner was unanimously named the Big Ten Coach of the Year.

1997

Captains: Ivan Benson, Danny Clark, Robert Holcombe

Sept. 6	Southern Mississippi	7-24	L	44,519
Sept. 13	at Louisville	13-26	L	36,824
Sept. 20	Washington State (19)	22-35	L	47,131
Sept. 27	at Iowa (11)	10-38	L	70,397
Oct. 4	Penn State (2)	6-41	L	51,523
Oct. 11	at Wisconsin	7-31	L	79,327
Oct. 25	Purdue (22)	3-48	L	45,122
Nov. 1	at Indiana	6-23	L	32,705
Nov. 8	Northwestern	21-34	L	41,195
Nov. 15	at Ohio State (4)	6-41	L	92,008
Nov. 22	Michigan State	17-27	L	30,087

(0-11) 119-368
Big Ten: (0-8) 11th

1998

Captains: Ivan Benson, Danny Clark, Ryan Schau

Sept. 5	at Washington State	13-20	L	31,568
Sept. 12	Middle Tennessee	48-20	W	35,475
Sept. 19	Louisville	9-35	L	39,475
Sept. 26	Iowa	14-37	L	44,245
Oct. 3	at Northwestern	13-10	W	41,232
Oct. 10	Ohio State (1)	0-41	L	46,390
Oct. 17	Wisconsin (9)	3-37	L	40,627
Oct. 24	at Purdue	9-42	L	60,163
Oct. 31	at Penn State (10)	0-27	L	96,508
Nov. 7	Indiana	31-16	W	31,388
Nov. 21	at Michigan State	9-41	L	67,285

(3-8) 149-216
Big Ten: (2-6) 7th

1999

Captains: Ray Redziniak, Danny Clark, Neil Rackers, Steve Havard

Sept. 4	Arkansas State	41-3	W	34,227
Sept. 11	San Diego State	38-10	W	35,798
Sept. 18	at Louisville	41-36	W	40,332
Sept. 25	Michigan State (19)	10-27	L	52,417
Oct. 2	at Indiana	31-34	L (OT)	30,381
Oct. 16	Minnesota	7-37	L	49,152
Oct. 23	at Michigan (9)	35-29	W	110,188
Oct. 30	Penn State (2)	7-27	L	50,014
Nov. 6	at Iowa	40-24	W	61,350
Nov. 13	at Ohio State (25)	46-20	W	93,429
Nov. 20	Northwestern	29-7	W	50,137
Dec. 30	Virginia #	63-21	W	31,089

(8-4) 388-275
Big Ten: (4-4) T-6th

- Micronpc.com Bowl (Miami, Fla.)
Final AP ranking - 24th

2000

Captains: Ray Redziniak, Muhammad Abdullah, Bobby Jackson, Fred Wakefield

Sept. 2	(21) Middle Tennessee	35-6	W	35,032
Sept. 9	(21) at San Diego State	49-13	W	26,779
Sept. 16	(19) California	17-15	W	50,181
Sept. 23	(19) Michigan (10)	31-35	L	72,524
Sept. 30	(24) at Minnesota	10-44	L	44,462
Oct. 14	Iowa	31-0	W	62,639
Oct. 21	at Penn State	25-39	L	96,475
Oct. 30	at Michigan State	10-14	L	73,826
Nov. 4	Indiana	42-35	W	54,283
Nov. 11	Ohio State (13)	21-24	L	61,207
Nov. 18	at Northwestern (23)	23-61	L	40,658

(5-6) 294-286
Big Ten: (2-6) T-9th

2001 BIG TEN CHAMPIONS

Captains: Kurt Kittner, Luke Butkus, Brandon Moore, Bobby Jackson

Sept. 1	at California	44-17	W	38,160
Sept. 8	Northern Illinois	17-12	W	45,674
Sept. 22	Louisville (25)	34-10	W	43,232
Sept. 29	(22) at Michigan (17)	20-45	L	107,085
Oct. 6	Minnesota	25-14	W	53,225
Oct. 13	at Indiana	35-14	W	31,116
Oct. 20	Wisconsin	42-35	W	70,904
Nov. 3	(21) at Purdue (20)	38-13	W	61,568
Nov. 10	(15) Penn State	33-28	W	70,904
Nov. 17	(12) at Ohio State (25)	34-22	W	104,407
Nov. 22	(10) Northwestern	34-28	W	45,755
Jan. 1	(7) LSU (12) #	34-47	L	77,688

(10-2) 390-285
Big Ten: (7-1) 1st

Final AP ranking No. 12
- 2002 Nokia Sugar Bowl; New Orleans, La.

2002

Captains: Tony Pashos, Jerry Schumacher, Eugene Wilson, Walter Young

Aug. 31	Missouri #	20-33	L	61,876
Sept. 7	at Southern Mississippi	20-23	L	22,183
Sept. 14	Arkansas State	59-7	W	46,258
Sept. 21	San Jose State	35-38	L	50,990
Sept. 28	Michigan (14)	28-45	L	69,249
Oct. 3	at Minnesota	10-31	L	32,663
Oct. 12	Purdue	38-31	W (OT)	55,590
Oct. 26	Indiana	45-14	W	50,295
Nov. 2	at Penn State	7-18	L	105,589
Nov. 9	at Wisconsin	37-20	W	78,709
Nov. 16	Ohio State (2)	16-23	L (OT)	58,810
Nov. 23	at Northwestern	31-24	W	25,134

(5-7) 346-307
Big Ten: (4-4) T-5th

- Edward Jones Dome, St. Louis, Mo.

2003

Captains: Sean Bubin, Carey Davis, Derrick Strong

Aug. 30	Missouri #	15-22	L	63,576
Sept. 6	Illinois State	49-22	W	56,304
Sept. 13	at UCLA	3-6	L	51,118
Sept. 20	California	24-31	L	58,363
Sept. 27	Wisconsin	20-38	L	58,495
Oct. 4	at Purdue (22)	10-43	L	64,139
Oct. 11	Michigan State (21)	14-49	L	47,509
Oct. 18	at Michigan (17)	14-56	L	110,231
Oct. 25	Minnesota (24)	10-36	L	46,407
Nov. 1	at Iowa (13)	10-41	L	70,397
Nov. 8	at Indiana	14-17	L	24,102
Nov. 22	Northwestern	20-37	L	38,688

(1-11) 203-398
Big Ten: (0-8) 11th

- Edward Jones Dome, St. Louis, Mo.

YEAR-BY-YEAR SCORES

2004

Captains: Kelvin Hayden, Duke Preston

Sept. 4	Florida A&M	52-13	W	46,106
Sept. 11	UCLA	17-35	L	47,457
Sept. 18	Western Michigan	30-27	W	51,452
Sept. 25	Purdue (15)	30-38	L	50,532
Oct. 2	at Wisconsin	7-24	L	82,306
Oct. 9	at Michigan State	25-38	L	72,441
Oct. 16	Michigan (13)	19-30	L	55,725
Oct. 23	at Minnesota	0-45	L	46,526
Oct. 30	Iowa (23)	13-23	L	47,651
Nov. 6	Indiana	26-22	W	41,458
Nov. 20	at Northwestern	21-28	L (OT)	38,688
(3-8)				240-323
Big Ten: (1-7) T-10th				



COACH RON ZOOK (7 YEARS, 34-51)

Ron Zook served seven seasons as coach at Illinois (2005-11), after being named the 22nd head coach in Illinois history Dec. 7, 2004. Zook came to the Fighting Illini after three highly successful seasons as the head coach at the University of Florida. In his third season at Illinois, Zook led the Illini to a 9-4 record, including a win at No. 1 Ohio State on Nov. 10, 2007, and a trip to the 2008 Rose Bowl. For his efforts, Zook was named the 2007 Big Ten Coach of the Year and Liberty Mutual National Coach of the Year. He also led the 2010 Illini to a Texas Bowl win and then in 2011 the Illini earned a berth in the Kraft Fight Hunger Bowl. Zook's teams led the Big Ten in rushing three times and in passing once and he turned in three top-30 recruiting classes, including a top-15 ranking in 2007. Zook's teams also produced loads of NFL talent, as 15 Illinois players were selected in the NFL draft from 2008-12, including five first rounders, the most in the Big Ten during that span.

2005

Captains: James Cooper, E.B. Halsey, Ryan Matha, Pierre Thomas

Sept. 3	Rutgers	33-30	W (OT)	50,112
Sept. 10	San Jose State	40-19	W	49,279
Sept. 17	at California (15)	20-35	L	57,657
Sept. 24	Michigan State	14-61	L	51,469
Oct. 1	at Iowa	7-35	L	70,585
Oct. 8	at Indiana	13-36	L	35,829
Oct. 22	Penn State (12)	10-63	L	52,633
Oct. 29	Wisconsin (15)	24-41	L	52,158
Nov. 5	at Ohio State (12)	2-40	L	104,799
Nov. 12	at Purdue	3-37	L	57,611
Nov. 19	Northwestern	21-38	L	31,465
(2-9)				187-435
Big Ten: (0-8) 11th				

2006

Captains: Alan Ball, E.B. Halsey, J Leman, Josh Norris, Pierre Thomas

Sept. 2	Eastern Illinois	42-17	W	45,444
Sept. 9	at Rutgers	0-33	L	41,036
Sept. 16	Syracuse	21-31	L	40,657
Sept. 23	Iowa (14)	7-24	L	43,066
Sept. 30	at Michigan State	23-20	W	71,268
Oct. 7	Indiana	32-34	L	43,006
Oct. 14	Ohio	17-20	L	34,328
Oct. 21	at Penn State	12-26	L	108,112
Oct. 28	at Wisconsin (17)	24-30	L	81,300
Nov. 4	Ohio State (1)	10-17	L	53,351
Nov. 11	Purdue	31-42	L	44,266
Nov. 18	at Northwestern	16-27	L	22,242
(2-10)				235-321
Big Ten: (1-7) T10th				

2007

Captains: J Leman, Rashard Mendenhall, Kevin Mitchell, Martin O'Donnell

Sept. 1	vs. Missouri #	34-40	L	62,352
Sept. 8	Western Illinois	21-0	W	48,301
Sept. 15	at Syracuse	41-20	W	34,188
Sept. 22	at Indiana	27-14	W	34,707
Sept. 29	Penn State (21)	27-20	W	57,078
Oct. 6	Wisconsin (5)	31-26	W	57,078
Oct. 13	(18) at Iowa	6-10	L	70,585
Oct. 20	Michigan (25)	17-27	L	57,078
Oct. 27	Ball State	28-17	W	55,578
Nov. 3	at Minnesota	44-17	W	46,604
Nov. 10	at Ohio State (1)	28-21	W	105,453
Nov. 17	(21) Northwestern	41-22	W	54,116
Jan. 1	(13) vs. USC (6) ^	17-49	L	93,923
(9-4)				362-283
Big Ten: (6-2) T2nd				

Final AP ranking No. 20; # Edward Jones Dome, St. Louis, Mo.; ^ 2008 Rose Bowl, Pasadena, Calif.

2008

Captains: Arrelious Benn, David Lindquist, Brit Miller, Juice Williams

Aug. 30	(19) vs. Missouri (6) #	42-52	L	66,441
Sept. 6	(24) Eastern Illinois	47-21	W	60,131
Sept. 13	(24) Louisiana-Lafayette	20-17	W	58,632
Sept. 27	(21) at Penn State (12)	24-38	L	109,626
Oct. 4	at Michigan	45-20	W	109,750
Oct. 11	Minnesota	20-27	L	62,870
Oct. 18	Indiana	55-13	W	62,870
Oct. 25	at Wisconsin	17-27	L	81,241
Nov. 1	Iowa	27-24	W	62,870
Nov. 8	at Western Michigan ^	17-23	L	12,865
Nov. 15	Ohio State (10)	20-30	L	62,870
Nov. 22	at Northwestern	10-27	L	32,166
(5-7)				344-319
Big Ten: (3-5) T-6th				
# Edward Jones Dome, St. Louis, Mo.				^ Ford Field, Detroit, Mich.

2009

Captains: Jon Asamoah, Arrelious Benn, Doug Pilcher, Ian Thomas

Sept. 5	vs. Missouri #	9-37	L	64,215
Sept. 12	Illinois State	45-17	W	62,347
Sept. 26	at Ohio State (13)	0-30	L	105,219
Oct. 3	Penn State (15)	17-35	L	62,870
Oct. 10	Michigan State	14-24	L	62,870
Oct. 17	at Indiana	14-27	L	42,358
Oct. 24	at Purdue	14-24	L	47,349
Oct. 31	Michigan	38-13	W	60,119
Nov. 7	at Minnesota	35-32	W	50,805
Nov. 14	Northwestern	16-21	L	60,523
Nov. 27	at Cincinnati (5)	36-49	L	35,106
Dec. 5	Fresno State	52-53	L	48,538
(3-9)				290-362
Big Ten: (2-6) 9th				
# Edward Jones Dome, St. Louis, Mo.				

2010

Captains: Jeff Allen, Eddie McGee, Corey Liuget, Martez Wilson

Sept. 4	vs. Missouri #	13-23	L	58,060
Sept. 11	Southern Illinois	35-3	W	52,217
Sept. 18	Northern Illinois	28-22	W	50,569
Oct. 2	Ohio State (2)	13-24	L	62,870
Oct. 9	at Penn State	33-13	W	107,638
Oct. 16	at Michigan State (13)	6-26	L	74,441
Oct. 23	Indiana	43-13	W	53,550
Oct. 30	Purdue	44-10	W	50,371
Nov. 6	at Michigan	65-67	L (3OT)	111,441
Nov. 13	Minnesota	34-38	L	55,549
Nov. 20	at Northwestern %	48-27	W	41,058
Dec. 3	at Fresno State	23-25	L	30,625
Dec. 29	vs. Baylor ^	38-14	W	68,211
(7-6)				423-305
Big Ten: (4-4) T4th				
# Edward Jones Dome, St. Louis, Mo.				% Wrigley Field, Chicago
^ Texas Bowl, Reliant Stadium, Houston, Texas				

2011

Captains: Jack Cornell, Trulon Henry, Whitney Mercilus, Nathan Scheelhaase, Tavon Wilson

Sept. 3	Arkansas State	33-15	W	45,154
Sept. 10	South Dakota State	56-3	W	42,212
Sept. 17	Arizona State (22)	17-14	W	50,669
Sept. 24	(24) Western Michigan	23-20	W	43,684
Oct. 1	(24) Northwestern	38-35	W	43,243
Oct. 8	(19) at Indiana	41-20	W	41,665
Oct. 15	(16) Ohio State	7-17	L	55,229
Oct. 22	(23) at Purdue	14-21	L	45,146
Oct. 29	at Penn State (21)	7-10	L	97,828
Nov. 12	Michigan (22)	14-31	L	60,670
Nov. 19	Wisconsin (15)	17-28	L	45,519
Nov. 26	at Minnesota	7-27	L	41,549
Dec. 31	vs. UCLA ^ &	20-14	W	29,878
(7-6)				294-255
Big Ten: (2-6) 5th Leaders Division				
^ Kraft Fight Hunger Bowl, AT&T Park, San Francisco, Calif.				& Head coach at bowl game was Vic Koenning



COACH TIM BECKMAN (3 YEARS, 12-25)

Tim Beckman was named Illinois' 23rd head football coach on Dec. 9, 2011, coming to the Fighting Illini after making Toledo a perennial contender in the Mid-American Conference. A 25-year college coaching veteran and son of a longtime college and NFL coach, Beckman led the Rockets to consecutive bowl games and a share of the MAC West Division title in 2011. He led Illinois to the 2014 Zaxby's Heart of Dallas Bowl.

2012

Captains: Graham Pocio, Ashante Williams

Sept. 1	Western Michigan	24-7	W	43,441
Sept. 8	at Arizona State	14-45	L	54,128
Sept. 15	Charleston Southern	44-0	W	45,369
Sept. 22	Louisiana Tech	24-52	L	46,539
Sept. 29	Penn State	7-35	L	46,734
Oct. 6	at Wisconsin	14-31	L	80,096
Oct. 13	at Michigan (25)	0-45	L	110,922
Oct. 27	Indiana	17-31	L	47,981
Nov. 3	at Ohio State (6)	22-52	L	105,311
Nov. 10	Minnesota	3-17	L	46,912
Nov. 17	Purdue	17-20	L	41,974
Nov. 24	at Northwestern	14-50	L	32,415
(2-10)				200-385
Big Ten: (0-8) 6th Leaders Division				

2013

Captains: Jonathan Brown, Steve Hull, Tim Kynard, Nathan Scheelhaase

Aug. 31	Southern Illinois	42-34	W	42,175
Sept. 7	Cincinnati	45-17	W	43,031
Sept. 14	vs. Washington #	24-34	L	47,312
Sept. 28	Miami (Ohio)	50-14	W	46,890
Oct. 5	at Nebraska	19-39	L	90,458
Oct. 19	Wisconsin (25)	32-56	L	47,362
Oct. 26	Michigan State	3-42	L	45,895
Nov. 2	at Penn State	17-24	L (OT)	95,131
Nov. 9	at Indiana	35-52	L	44,882
Nov. 16	Ohio State (3)	35-60	L	44,095
Nov. 23	at Purdue	20-16	W	37,457
Nov. 30	Northwestern	34-37	L	37,058
(4-8)				356-425
Big Ten: (1-7) 5th Leaders Division				
# Soldier Field, Chicago, Ill.				

2014

Captains: Justin DuVernois, Reilly O'Toole, Austin Teitsma, Earnest Thomas III

Aug. 30	Youngstown State	28-17	W	36,234
Sept. 6	Western Kentucky	42-34	W	38,561
Sept. 13	at Washington	19-44	L	62,325
Sept. 20	Texas State	42-35	W	41,019
Sept. 27	at Nebraska (21)	14-45	L	91,255
Oct. 4	Purdue	27-38	L	45,046
Oct. 11	at Wisconsin	28-38	L	80,341
Oct. 25	Minnesota	28-24	W	44,437
Nov. 1	at Ohio State (16)	14-55	L	106,961
Nov. 15	Iowa	14-30	L	50,373
Nov. 22	Penn State	16-14	W	35,172
Nov. 29	at Northwestern	47-33	W	31,137
Dec. 26	vs. Louisiana Tech ^	18-35	L	31,297
(6-7)				337-442
Big Ten: (3-5) 5th West Division				
^ Zaxby's Heart of Dallas Bowl, Cotton Bowl Stadium, Dallas, Texas				

YEAR-BY-YEAR SCORES



COACH BILL CUBIT (INTERIM) (1 YEAR, 5-7)

After head coach Tim Beckman was dismissed just one week before the season-opener, offensive coordinator Bill Cubit took over interim head coach duties for the 2015 season. Cubit came to Illinois as OC in 2013 after an eight-year stint as head coach at Western Michigan. Cubit was given a 2-year contract the day of the season-finale vs. Northwestern, but was let go on March 5, 2016, the first day of new Director of Athletics Josh Whitman.

2015

Captains: Josh Ferguson, Clayton Fejedelem, Mason Monheim, Ted Karras

Sept. 5	Kent State	52-3	W	36,693
Sept. 12	Western Illinois	44-0	W	37,733
Sept. 19	at North Carolina	14-48	L	41,000
Sept. 26	Middle Tennessee	27-25	W	44,366
Oct. 3	Nebraska	14-13	W	40,138
Oct. 10	at Iowa (22)	20-29	L	66,693
Oct. 24	Wisconsin	13-24	L	45,438
Oct. 31	at Penn State	0-39	L	94,417
Nov. 7	at Purdue	48-14	W	40,197
Nov. 14	Ohio State (2)	3-28	L	51,515
Nov. 21	at Minnesota	23-32	L	47,976
Nov. 28	vs. Northwestern (17) #	14-24	L	33,514

(5-7) 272-279

Big Ten: (2-6) T5th Big Ten West Division

Soldier Field, Chicago, Ill.



COACH LOVIE SMITH (5 YEARS, 17-39)

Illinois Director of Athletics Josh Whitman, on just his third day on the job, hired longtime NFL coach Lovie Smith as head football coach on March 7, 2016. Smith came to Illinois after 11 seasons in the NFL, including nine with the Chicago Bears (2004-12). Smith led the Bears to Super Bowl XLI in 2006 and was named NFL Coach of the Year in 2005. He spent the previous two seasons coaching the Tampa Bay Buccaneers (2014-15).

2016

Captains: Wes Lunt, Hardy Nickerson, Dawuane Smoot, Joe Spencer

Sept. 3	Murray State	52-3	W	48,644
Sept. 10	North Carolina	23-48	L	60,670
Sept. 17	Western Michigan	10-34	L	40,954
Oct. 1	at Nebraska (15)	16-31	L	90,374
Oct. 8	Purdue	31-34	L (OT)	42,912
Oct. 15	at Rutgers	24-7	W	42,640
Oct. 22	at Michigan (3)	8-41	L	111,103
Oct. 29	Minnesota	17-40	L	40,090
Nov. 5	Michigan State	31-27	W	47,144
Nov. 12	at Wisconsin (7)	3-48	L	79,340
Nov. 19	Iowa	0-28	L	39,091
Nov. 26	at Northwestern	21-42	L	30,022

(3-9) 236-383

Big Ten: (2-7) T6th Big Ten West Division

2017

Captains: Nick Allegretti, James Crawford, Kendrick Foster, Chase McLaughlin, Tymir Oliver

Sept. 2	Ball State	24-21	W	42,505
Sept. 9	Western Kentucky	20-7	W	41,923
Sept. 15	at South Florida (22)	23-47	L	35,404
Sept. 29	Nebraska	6-28	L	43,058
Oct. 7	at Iowa	16-45	L	69,894
Oct. 14	Rutgers	24-35	L	35,765
Oct. 21	at Minnesota	17-24	L	45,243
Oct. 28	Wisconsin (5)	10-24	L	42,101
Nov. 4	at Purdue	10-29	L	46,027
Nov. 11	Indiana	14-24	L	40,195
Nov. 18	at Ohio State (9)	14-52	L	105,282
Nov. 25	Northwestern (22)	7-42	L	30,456

(2-10) 185-378

Big Ten: (0-9) 6th Big Ten West Division

2018

Captains: Nick Allegretti, Del'Shawn Phillips, Dele Harding

Sept. 1	Kent State	31-24	W	31,898
Sept. 8	Western Illinois	34-14	W	39,252
Sept. 15	vs. South Florida #	19-25	L	21,725
Sept. 21	Penn State (10)	24-63	L	34,704
Oct. 6	at Rutgers	38-17	W	36,702
Oct. 13	Purdue	7-46	L	41,966
Oct. 20	at Wisconsin (23)	20-49	L	79,736
Oct. 27	at Maryland	33-63	L	30,387
Nov. 3	Minnesota	55-31	W	35,774
Nov. 10	at Nebraska	35-54	L	88,316
Nov. 17	Iowa	0-63	L	33,313
Nov. 24	at Northwestern (22)	16-24	L	37,124

(4-8) 312-473

Big Ten: (2-7) 7th Big Ten West Division

Soldier Field, Chicago, Ill.

2019

Captains: Dele Harding, Jake Hansen, Blake Hayes, Doug Kramer, Alex Palczewski

Aug. 31	Akron	42-3	W	30,654
Sept. 7	at Connecticut	31-23	W	23,108
Sept. 14	Eastern Michigan	31-34	L	34,759
Sept. 21	Nebraska	38-42	L	44,512
Oct. 5	at Minnesota	17-40	L	39,341
Oct. 12	Michigan (16)	25-42	L	37,275
Oct. 19	Wisconsin (6)	24-23	W	37,363
Oct. 26	at Purdue	24-6	W	58,735
Nov. 2	Rutgers	38-10	W	35,652
Nov. 9	at Michigan State	37-34	W	63,370
Nov. 23	at Iowa (19)	10-19	L	58,331
Nov. 30	Northwestern	10-29	L	35,895
Dec. 30	California ^	20-35	L	34,177

(6-7) 347-340

Big Ten: (4-5) 4th Big Ten West Division

^ Redbox Bowl, Levi's Stadium, Santa Clara, California

2020

Captains: Jake Hansen, Blake Hayes, Nate Hobbs, Doug Kramer, Brandon Peters

Oct. 23	at Wisconsin (14)	7-45	L	0
Oct. 31	Purdue	24-31	L	838
Nov. 7	Minnesota	14-41	L	863
Nov. 14	at Rutgers	23-20	W	--
Nov. 21	at Nebraska	41-23	W	--
Nov. 28	Ohio State (3) *	Cancelled		
Dec. 5	Iowa (19)	21-35	L	875
Dec. 12	at Northwestern (15)	10-28	L	--
Dec. 19	at Penn State &	21-56	L	0

(2-6) 161-279

Big Ten: (2-6) 7th Big Ten West Division

* game cancelled due to COVID-19 outbreak within the Ohio State program & acting head coach was Rod Smith



COACH BRET BIELEMA (THIRD YEAR, 13-12)

A native of Prophetstown, Illinois, Bielema came to Illinois with 24 years of collegiate coaching experience, including a 12-year record of 97-58 (.626) as head coach at Wisconsin and Arkansas. From 2006-12 Bielema was the head coach at Wisconsin, where he led the Badgers to three Big Ten championships (2010-12), six consecutive bowl games and a 68-24 record (.739).

2021

Captains: Tony Adams, Owen Carney Jr., Jake Hansen, Blake Hayes, Doug Kramer, Vederian Lowe

Aug. 28	Nebraska	30-22	W	41,064
Sept. 4	UTSA	30-37	L	33,906
Sept. 11	at Virginia	14-42	L	36,036
Sept. 17	Maryland	17-20	L	37,168
Sept. 25	at Purdue	9-13	L	52,840
Oct. 2	Charlotte	24-14	W	30,559
Oct. 9	Wisconsin	0-24	L	40,168
Oct. 23	at Penn State (7) *	20-18	W (90T)	105,001
Oct. 30	Rutgers	14-20	L	36,942
Nov. 6	at Minnesota	14-6	W	46,382
Nov. 20	at Iowa (18)	23-33	L	64,132
Nov. 27	Northwestern	47-14	W	27,624

(5-7) 242-263

Big Ten: (4-5) 5th Big Ten West Division

* 90T game at Penn State was the longest game in college football history

2022

Captains: Tarique Barnes, Sydney Brown, Alex Palczewski, Isaiah Williams

Aug. 27	Wyoming	38-6	W	37,832
Sept. 2	at Indiana	20-23	L	44,357
Sept. 10	Virginia	24-3	W	33,669
Sept. 22	Chattanooga	31-0	W	37,579
Oct. 1	at Wisconsin	34-10	W	73,502
Oct. 8	Iowa	9-6	W	44,910
Oct. 15	(24) Minnesota	26-14	W	45,683
Oct. 29	(17) at Nebraska	26-9	W	86,691
Nov. 5	(14) Michigan State	15-23	L	56,092
Nov. 12	(21) Purdue	24-31	L	45,574
Nov. 19	at Michigan (3)	17-19	L	110,433
Nov. 26	at Northwestern	41-3	W	25,744
Jan. 2	vs. Mississippi State (24) ^	10-19	L	35,797

(8-5) 315-166

Big Ten: (5-4) 2nd Big Ten West Division

^ ReliaQuest Bowl, Raymond James Stadium, Tampa, Florida

ANNUAL TEAM RECORDS

Year	OVERALL		BIG TEN		Finish	Bowl Game	Head Coach						
	W-L-T	W-L-T	W-L-T	W-L-T									
1890	1-2-0	--	---	---	---	---	Scott Williams						
1891	6-0-0	--	---	---	---	---	Robert Lackey						
1892	9-3-2	--	---	---	---	---	E. K. Hall						
1893	3-2-3	--	---	---	---	---	E. K. Hall						
1894	5-3-0	--	---	---	---	---	Louis D. Vail						
1895	4-2-1	--	---	---	---	---	George Huff						
1896	4-2-1	0-2-1	6th-T	---	---	---	George Huff						
1897	6-2-0	1-1-0	4th	---	---	---	George Huff						
1898	4-5-0	1-1-0	4th	---	---	---	George Huff						
1899	3-5-1	0-3-0	6th-T	---	---	---	George Huff						
1900	7-3-2	1-3-2	8th	---	---	---	Fred L. Smith						
1901	8-2-0	4-2-0	4th	---	---	---	Edgar G. Holt						
1902	10-2-1	4-2-0	4th	---	---	---	Edgar G. Holt						
1903	8-6-0	1-5-0	7th	---	---	---	George Woodruff						
1904	9-2-1	3-1-1	4th	---	---	---	Alumnia						
1905	5-4-0	0-3-0	6th-T	---	---	---	Fred Lowenthal						
1906	1-3-1	1-3-0	5th	---	---	---	Justa Lindgren						
1907	3-2-0	3-2-0	3rd	---	---	---	Arthur R. Hall						
1908	5-1-1	4-1-0	2nd	---	---	---	Arthur R. Hall						
1909	5-2-0	3-1-0	3rd	---	---	---	Arthur R. Hall						
1910	7-0-0	4-0-0	1st-T	---	---	---	Arthur R. Hall						
1911	4-2-1	2-2-1	4th-T	---	---	---	Arthur R. Hall						
1912	3-3-1	1-3-1	6th-T	---	---	---	Arthur R. Hall						
1913	4-2-1	2-2-1	5th	---	---	---	Robert C. Zuppke						
1914	7-0-0	6-0-0	1st	---	---	---	Robert C. Zuppke						
1915	5-0-2	3-0-2	1st-T	---	---	---	Robert C. Zuppke						
1916	3-3-1	2-2-1	4th-T	---	---	---	Robert C. Zuppke						
1917	5-2-1	2-2-1	5th-T	---	---	---	Robert C. Zuppke						
1918	5-2-0	4-0-0	1st-T	---	---	---	Robert C. Zuppke						
1919	6-1-0	6-1-0	1st	---	---	---	Robert C. Zuppke						
1920	5-2-0	4-2-0	4th	---	---	---	Robert C. Zuppke						
1921	3-4-0	1-4-0	8th-T	---	---	---	Robert C. Zuppke						
1922	2-5-0	2-4-0	6th	---	---	---	Robert C. Zuppke						
1923	8-0-0	5-0-0	1st-T	---	---	---	Robert C. Zuppke						
1924	6-1-1	3-1-1	2nd-T	---	---	---	Robert C. Zuppke						
1925	5-3-0	2-2-0	4th-T	---	---	---	Robert C. Zuppke						
1926	6-2-0	2-2-0	6th-T	---	---	---	Robert C. Zuppke						
1927	7-0-1	5-0-0	1st-T	---	---	---	Robert C. Zuppke						
1928	7-1-0	4-1-0	1st	---	---	---	Robert C. Zuppke						
1929	6-1-1	3-1-1	2nd	---	---	---	Robert C. Zuppke						
1930	3-5-0	1-4-0	8th	---	---	---	Robert C. Zuppke						
1931	2-6-1	0-6-1	9th-T	---	---	---	Robert C. Zuppke						
1932	5-4-0	2-4-0	7th	---	---	---	Robert C. Zuppke						
1933	5-3-0	3-2-0	5th	---	---	---	Robert C. Zuppke						
1934	7-1-0	4-1-0	3rd	---	---	---	Robert C. Zuppke						
1935	3-5-0	1-4-0	9th-T	---	---	---	Robert C. Zuppke						
1936	4-3-1	2-2-1	6th	---	---	---	Robert C. Zuppke						
1937	3-3-2	2-3-0	8th	---	---	---	Robert C. Zuppke						
1938	3-5-0	2-3-0	7th	---	---	---	Robert C. Zuppke						
1939	3-4-1	3-3-0	6th	---	---	---	Robert C. Zuppke						
1940	1-7-0	0-5-0	9th	---	---	---	Robert C. Zuppke						
1941	2-6-0	0-5-0	9th	---	---	---	Robert C. Zuppke						
1942	6-4-0	3-2-0	3rd-T	---	---	---	Ray Eliot						
1943	3-7-0	2-4-0	6th	---	---	---	Ray Eliot						
1944	5-4-1	3-3-0	6th	---	---	---	Ray Eliot						
1945	2-6-1	1-4-1	7th	---	---	---	Ray Eliot						
1946	8-2-0	6-1-0	1st	Rose	---	---	Ray Eliot						
1947	5-3-1	3-3-0	3rd-T	---	---	---	Ray Eliot						
1948	3-6-0	2-5-0	8th	---	---	---	Ray Eliot						
1949	3-4-2	3-3-1	5th-T	---	---	---	Ray Eliot						
1950	7-2-0	4-2-0	4th	---	---	---	Ray Eliot						
1951	9-0-1	5-0-1	1st	Rose	---	---	Ray Eliot						
1952	4-5-0	2-5-0	6th-T	---	---	---	Ray Eliot						
1953	7-1-1	5-1-0	1st-T	---	---	---	Ray Eliot						
1954	1-8-0	0-6-0	10th	---	---	---	Ray Eliot						
1955	5-3-1	3-3-1	5th	---	---	---	Ray Eliot						
1956	2-5-2	1-4-2	7th-T	---	---	---	Ray Eliot						
1957	4-5-0	3-4-0	7th	---	---	---	Ray Eliot						
1958	4-5-0	4-3-0	6th	---	---	---	Ray Eliot						
1959	5-3-1	4-2-1	3rd-T	---	---	---	Ray Eliot						
1960	5-4-0	2-4-0	5th-T	---	---	---	Pete Elliott						
1961	0-9-0	0-7-0	9th-T	---	---	---	Pete Elliott						
1962	2-7-0	2-5-0	8th	---	---	---	Pete Elliott						
1963	8-1-1	5-1-1	1st	Rose	---	---	Pete Elliott						
1964	6-3-0	4-3-0	4th-T	---	---	---	Pete Elliott						
1965	6-4-0	4-3-0	5th	---	---	---	Pete Elliott						
1966	4-6-0	4-3-0	3rd-T	---	---	---	Pete Elliott						
1967	4-6-0	3-4-0	5th-T	---	---	---	Jim Valek						
1968	1-9-0	1-6-0	8th-T	---	---	---	Jim Valek						
1969	0-10-0	0-7-0	10th	---	---	---	Jim Valek						
1970	3-7-0	1-6-0	9th-T	---	---	---	Jim Valek						
1971	5-6-0	5-3-0	3rd-T	---	---	---	Bob Blackman						
1972	3-8-0	3-5-0	6th-T	---	---	---	Bob Blackman						
1973	5-6-0	4-4-0	4th-T	---	---	---	Bob Blackman						
1974	6-4-1	4-3-1	5th	---	---	---	Bob Blackman						
1975	5-6-0	4-4-0	3rd-T	---	---	---	Bob Blackman						
1976	5-6-0	4-4-0	3rd-T	---	---	---	Bob Blackman						
1977	3-8-0	2-6-0	8th-T	---	---	---	Gary Moeller						
1978	1-8-2	0-6-2	9th	---	---	---	Gary Moeller						
1979	2-8-1	1-6-1	9th	---	---	---	Gary Moeller						
1980	3-7-1	3-5-0	6th-T	---	---	---	Mike White						
1981	7-4-0	6-3-0	3rd-T	---	---	---	Mike White						
1982	7-5-0	6-3-0	4th	Liberty	---	---	Mike White						
1983	10-2-0	9-0-0	1st	Rose	---	---	Mike White						
1984	7-4-0	6-3-0	2nd-T	---	---	---	Mike White						
1985	6-5-1	5-2-1	3rd	Peach	---	---	Mike White						
1986	4-7-0	3-5-0	6th-T	---	---	---	Mike White						
1987	3-7-1	2-5-1	8th	---	---	---	Mike White						
1988	6-5-1	5-2-1	3rd-T	All-American	---	---	John Mackovic						
1989	10-2-0	7-1-0	2nd	Citrus	---	---	John Mackovic						
1990	8-4-0	6-2-0	1st-T	Hall of Fame	---	---	John Mackovic						
1991	6-6-0	4-4-0	5th	John Hancock	---	---	John Mackovic/ Lou Tepper						
1992	6-5-1	4-3-1	4th	Holiday	---	---	Lou Tepper						
1993	5-6-0	5-3-0	4th-T	---	---	---	Lou Tepper						
1994	7-5-0	4-4-0	5th-T	Liberty	---	---	Lou Tepper						
1995	5-5-1	3-4-1	7th-T	---	---	---	Lou Tepper						
1996	2-9	1-7	9th-T	---	---	---	Lou Tepper						
1997	0-11	0-8	11th	---	---	---	Ron Turner						
1998	3-8	2-6	7th	---	---	---	Ron Turner						
1999	8-4	4-4	6th-T	Micronpc.com	---	---	Ron Turner						
2000	5-6	2-6	9th-T	---	---	---	Ron Turner						
2001	10-2	7-1	1st	Sugar	---	---	Ron Turner						
2002	5-7	4-4	5th	---	---	---	Ron Turner						
2003	1-11	0-8	11th	---	---	---	Ron Turner						
2004	3-8	1-7	10th-T	---	---	---	Ron Turner						
2005	2-9	0-8	11th	---	---	---	Ron Zook						
2006	2-10	1-7	10th-T	---	---	---	Ron Zook						
2007	9-4	6-2	2nd-T	Rose	---	---	Ron Zook						
2008	5-7	3-5	6th-T	---	---	---	Ron Zook						
2009	3-9	2-6	9th	---	---	---	Ron Zook						
2010	7-6	4-4	4th-T	Texas	---	---	Ron Zook						
2011	7-6	2-6	5th Division	Kraft	---	---	Ron Zook/Vic Koenning						
2012	2-10	0-8	6th Division	---	---	---	Tim Beckman						
2013	4-8	1-7	5th Division	---	---	---	Tim Beckman						
2014	6-7	3-5	5th Division	Zaxby's	---	---	Tim Beckman						
2015	5-7	2-6	5th Division	---	---	---	Bill Cubit (interim)						
2016	3-9	2-7	6th Division	---	---	---	Lovie Smith						
2017	2-10	0-9	7th Division	---	---	---	Lovie Smith						
2018	4-8	2-7	7th Division	---	---	---	Lovie Smith						
2019	6-7	4-5	4th Division	Redbox	---	---	Lovie Smith						
2020	2-6	2-6	7th Division	---	---	---	Lovie Smith/Rod Smith						
2021	5-7	4-5	5th Division	---	---	---	Bret Bielema						
2022	8-5	5-4	2nd Division	ReliaQuest	---	---	Bret Bielema						

ALL-TIME ASSISTANT COACHES

- Abraham, Donnie (2017)
 Adolph, Dave (1973-76)
 Agase, Lou (1950-54)
 Anderson, Ross (1946-47)
 Anderson, Walt (1971-76)
 Anderson, Wright (1977-78)
 Andros, Dee (1960-61)
 Axman, Steve (1979)
 Baer, Charles (1942-44)
 Baker, Bob (1973)
 Baker, Lou (1964-70)
 Banks, Tim (2012-15)
 Beathard, Kurt (2007-09)
 Beatty, Chris (2012)
 Beck, Tom (1992)
 Bellamy, Mike (2013-15, 2018-20)
 Bennis, Chuck (1939-40)
 Bernstein, Steve (1988-91)
 Beynon, Jack (1936-37)
 Blazine, Tony (1942-46)
 Boerio, Chuck (1958)
 Brattan, Tom (2014-15)
 Brewer, Mel (1947-59)
 Brohm, Jeff (2010-2011)
 Brown, Jim (1962-70)
 Bryant, Cleve (1990-91)
Buh, Andy (2021-)
Bullen Charlie (2023-)
 Butkus, Luke (2012, 2016-2018)
 Byrd, Gill (2018-19)
 Callahan, Bill (1983-86)
 Caroline, J.C. (1967-76)
 Carr, Lloyd (1978-79)
 Cassity, Mike (2001-03)
 Cosh, Chris (1992-96)
 Childress, Brad (1981-84)
 Clark, Austin (2018-19)
 Clark, George "Potsy" (1919)
 Clinkscale, Steve (2012)
 Colby, Greg (1988-94, 2013-14)
 Coletta, Mike (1978)
 Cosgrove, Kevin (1983-87)
 Crawford, Walter (1941)
 Cubit, Bill (2013-14)
 Cubit, Ryan (2015)
 Dahlquist, Gene (1988-91)
 Daniels, Art (1939-40)
 Davis, Al (2020)
 Dawson, Dino (2005-06)
 Deal, Mike (1989-94)
 Disch, Dan (2005-10)
Discher, Robby (2023-)
 Durchik, Gary (1979)
 Easterbrook, John (1967-70)
 Eliot, Ray (1937-41)
 Engel, Elmer (1947-49)
Fenelus, Antonio (2023-)
 Fletcher, Ralph (1942-63)
 Fraser, Jim (1976)
 Frazier, Leslie (1997-98)
 Gambold, Bob (1983-91)
 George, Rick (1984-86)
 Gilbert, Joe (2009-2011)
 Gilbert, O'Neil (1995-96)
 Gillhamer, Mike (2011-2011)
 Gilmore, Keith (2009-12)
 Godbolt, Michael (1988-91)
 Golden, Gary (1971-74)
 Golesh, Alex (2012-15)
 Gonzales, Billy (2012)
 Green, Chris (1999-2000)
 Harkness, Tim (1987-90)
 Harris, Walt (1980-82)
 Hart, Jack (1964-67)
 Hayes-Stoker, Andrew (2016-20)
 Helms, Jim (1997-02)
Henry, Aaron (2021-)
 Herndon, Bob (1960-66)
 Hiestand, Harry (1997-04)
 Hoener, Peter (1987)
 Hoffman, Bruce (1974-77)
 Holton, Larry (1983-86)
 Horton, Gary (1980-82)
 Hudson, Keynodo (2018-20)
 Hudson, Ron (1987)
 Ingwersen, Burt (1921-23, 1946-65)
 Jackson, John (1971-75)
 Jackson, Robert (1999-2004)
Jamsion, Terrance (2021-)
 Janaro, Phil (1994-95)
 Johnson, Leo (1937, 1942-56)
 Kane, Kevin (2021-22)
 Karmelowicz, Bob (1983-86)
 King, Robert (1947-57)
 Kish, Tim (1997-2000)
 Koenning, Vic (2010-2011)
 Kollar, Bill (1986-87)
 Krueger, Phil (1971-72)
 Landry, Greg (1993-94)
 Law, Glenn (1943-44)
 Lewis, Osia (1997-2002)
 Lewis, Terry (1977-78)
 Ligashesky, Bob (2016-20)
 Lindgren, Justa (1904-43)
 Lindsey, Jimmy (2020)
Lunney Jr., Barry (2022-)
 Locksley, Mike (2005-08)
 Long, Chip (2010-2011)
 Mallory, Curt (2005-09)
 Mallory, Mike (2001-05)
 Malone, Red (1980)
 Marcini, Denny (1988-96)
 Martin, Dan (1992-96)
 Mason, Glenn (1977)
 McCartney, Max (1980-85)
 McCarty, Peter (1997-2000)
 McClain, Bob (2018-20)
 McClure, W.E. (1932)
McDonald, George (2021-)
 McGarigle, Tim (2016)
 McGee, Garrick (2016-17)
 McMahan, Greg (1992-2004)
 McPhail, Buck (1960-66)
 McPherson, Dick (1959)
 Meyer, Carl (1971-76)
Miller, Bart (2021-)
 Miller, Ben (2021-22)
 Mills, Doug (1936-41)
 Mitchell, Reggie (2005-09)
 Monsson, Doug (1935-37)
 Morand, Elroy (1976)
 Myers, Chip (1980-82)
 Nelson, John (1971-75)
 Nickerson, Hardy (2016-18)
 Novak, Joe (1977-79)
 O'Connell, Tommy (1958)
 O'Dell, Dan (2001-04)
 Okruch, Vince (2006)
 Orlander, Milt (1924-34)
 Painter, Dwain (1987)
 Parker, Norm (1977-79)
 Patterson, Cory (2018-22)
 Payton, Sean (1996)
 Petrino, Paul (2010-2011)
 Petersen, Tony (2021)
 Phair, Mike (2015-17)
 Porter, Tom (1973-76)
 Pry, Jim (2006-09)
 Purvis, Chuck (1949-57)
 Rainsberger, Ellis (1967-72)
 Rehfield, John (1980)
 Ricker, A.J. (2013)
 Robinson, Jack (1968-70)
 Roushar, Dan (1995-96, 2003-04)
 Sabo, J.P. (1932)
 Salem, Tim (2012-2014)
 Scheelhaase, Nathan (2015)
 Schudel, Paul (1995-96)
 Schultz, Mike (2009)
 Seamonson, Al (2013-15)
 Shafer, Scott (2004)
 Sims, Tom (2005-08)
 Simms, Shawn (1995-96)
 Smith, Bob (1978-83, 1988)
 Smith, DeAndre (2010-2011)
 Smith, Miles (2018-20)
 Smith, Rod (2018-20)
 Smith, Sherman (1992-94)
 Snyder, Sean (2022)
 Solomon, Rich (1980-86)
 Stauber, Gene (1960-70)
 Studley, Chuck (1955-59)
 Sucic, Steve (1958-59)
 Sutton, Bob (1977-79)
 Tarwain, John (1941, 1945-46)
 Tate, Bill (1959-63)
 Taylor, Bill (1960-66)
 Teerlinck, John (1980-82)
 Teevens, Buddy (1997-98)
 Tepper, Lou (1988-91)
 Thigpen, Tommy (2003-04)
 Thompson, Donnie (2001-04)
 Tippet, Howard (1987)
 Townsend, John (1979)
 Valek, Jim (1959-60)
 Venturi, Rick (1977)
 Ver Steeg, Craig (1997-2000)
 Wallace, Bob (1987)
 Walters, Ryan (2021-22)
 Ward, Mike (2012-15)
Ward, Thad (2016-18, 2023-)
 Warriner, Ed (2005-06)
 Watson, Shawn (1985-86)
 Watt, John (1937)
 West, Ron (2010-2011)
 Westen, Brodie (1968-70)
 Willis, Lenny (1992-1993)
 Wilson, Wendell (1935-37)
 Williams, Paul (2016-17)
 Williams, Wayne (1975-76)
 Wolford, Eric (2007-08)
 Woodford, Mike (2007-09)
 Zaunbrecher, Ed (2005)

ANNUAL TEAM STATISTICS

TEAMS	POINTS SCORED	FIRST DOWNS	RUSH ATTEMPTS	RUSHING YARDS	PASSING YARDS	TOTAL PLAYS	TOTAL OFFENSE	FUMBLES-LOST	PENALTIES	TIME OF POSSESSION	THIRD DOWN
1950 (7-2)	138 (15.3)	116	447	1944 (216.0)	596 (66.2)	--	2540 (282.2)	29-19	40/314	--	--
Opponent	56 (6.2)	105	410	1240 (137.8)	744 (82.7)	--	1984 (220.4)	25-14	31/267	--	--
1951 (9-0-1)	220 (22.0)	151	499	2198 (219.8)	1021 (102.1)	--	3219 (321.9)	33-19	55/498	--	--
Opponent	83 (8.3)	105	422	1020 (102.0)	1167 (116.7)	--	2187 (218.7)	32-14	46/385	--	--
1952 (4-5)	194 (21.6)	139	304	1090 (121.1)	1929 (214.3)	--	3019 (335.4)	27-18	67/656	--	--
Opponent	175 (19.4)	137	485	1858 (206.4)	932 (103.6)	--	2790 (310.0)	27-17	52/440	--	--
1953 (7-1-1)	228 (25.3)	150	478	2481 (275.7)	724 (80.4)	--	3205 (356.1)	33-18	65/602	--	--
Opponent	133 (14.8)	122	367	1481 (164.6)	780 (86.7)	--	2261 (251.2)	24-20	44/386	--	--
1954 (1-8)	103 (11.4)	112	345	1119 (124.3)	1016 (112.9)	--	2135 (237.2)	36-24	48/467	--	--
Opponent	180 (20.0)	154	470	2109 (234.3)	663 (73.7)	--	2772 (308.0)	25-17	54/553	--	--
1955 (5-3-1)	149 (16.6)	150	430	2084 (231.6)	892 (99.1)	--	2976 (330.7)	23-12	45/326	--	--
Opponent	114 (12.7)	131	410	1704 (189.3)	830 (92.2)	--	2534 (281.6)	25-9	43/324	--	--
1956 (2-5-2)	124 (13.8)	133	480	1958 (217.6)	680 (75.6)	--	2638 (293.1)	30-13	44/384	--	--
Opponent	154 (17.1)	128	460	2123 (235.9)	603 (67.0)	--	2726 (302.9)	35-20	44/398	--	--
1957 (4-5)	167 (18.6)	176	482	2095 (232.8)	1026 (114.0)	--	3121 (346.8)	37-24	54/411	--	--
Opponent	133 (14.8)	120	472	1552 (172.4)	605 (67.2)	--	2157 (239.7)	24-11	35/303	--	--
1958 (4-5)	144 (16.0)	124	413	1327 (147.4)	1252 (139.1)	--	2579 (286.6)	24-15	46/413	--	--
Opponent	150 (16.7)	136	400	1594 (177.1)	965 (107.2)	--	2559 (284.3)	29-15	36/296	--	--
1959 (5-3-1)	111 (12.3)	128	447	1613 (179.2)	841 (93.4)	--	2454 (272.7)	39-19	52/473	--	--
Opponent	93 (10.3)	110	386	1025 (113.9)	688 (76.4)	--	1713 (190.3)	20-9	27/203	--	--
1960 (5-4)	140 (15.6)	155	492	1928 (214.2)	816 (90.7)	--	2744 (304.9)	23-7	35/264	--	--
Opponent	117 (13.0)	111	380	1369 (152.11)	745 (82.8)	--	2114 (234.9)	25-11	22/190	--	--
1961 (0-9)	53 (5.9)	110	395	945 (105.9)	633 (70.3)	--	1578 (175.3)	29-10	32/322	--	--
Opponent	289 (32.1)	163	461	2138 (237.6)	1144 (127.1)	--	3282 (364.7)	28-14	50/457	--	--
1962 (2-7)	75 (8.3)	111	358	932 (103.6)	1181 (131.2)	--	2113 (234.8)	19-9	36/325	--	--
Opponent	234 (26.0)	150	452	2090 (232.2)	986 (109.6)	--	3076 (341.8)	27-8	39/448	--	--
1963 (8-1-1)	187 (18.7)	170	587	2314 (231.4)	820 (82.0)	--	3134 (313.4)	33-19	57/494	--	--
Opponent	103 (10.3)	139	417	1139 (113.9)	1208 (120.8)	--	2347 (234.7)	37-24	N/A	--	--
1964 (6-3)	142 (15.8)	147	458	1600 (177.8)	1012 (112.4)	--	2612 (290.2)	19-11	58/432	--	--
Opponent	100 (11.1)	104	322	800 (88.9)	1102 (122.4)	--	1902 (211.3)	20-8	46/294	--	--
1965 (6-4)	235 (23.5)	182	542	2176 (217.6)	1198 (119.8)	--	3374 (337.4)	25-11	49/434	--	--
Opponent	118 (11.8)	151	420	1404 (140.4)	1306 (130.6)	--	2710 (271.0)	36-20	55/420	--	--
1966 (4-6)	173 (17.3)	152	459	1430 (143.0)	1402 (140.2)	--	2832 (283.2)	26-13	49/433	--	--
Opponent	193 (19.3)	150	418	1292 (129.2)	1379 (137.9)	--	2071 (207.1)	20-10	48/387	--	--
1967 (4-6)	143 (14.3)	146	474	1333 (133.3)	1172 (117.2)	--	2505 (250.5)	24-10	46/422	--	--
Opponent	213 (21.3)	178	479	1748 (174.8)	1270 (127.0)	--	3018 (301.8)	24-7	32/284	--	--
1968 (1-9)	107 (10.7)	168	564	1808 (180.8)	827 (82.7)	--	2635 (263.5)	37-17	43/316	--	--
Opponent	333 (33.3)	205	540	2672 (267.2)	1526 (152.6)	--	4198 (419.8)	26-17	54/486	--	--
1969 (0-10)	106 (10.6)	147	504	1350 (135.0)	1123 (112.3)	--	2473 (247.3)	38-28	48/494	--	--
Opponent	397 (39.7)	231	603	2650 (265.0)	1673 (167.3)	--	4323 (432.3)	31-16	52/583	--	--
1970 (3-7)	165 (16.5)	152	514	1623 (162.3)	917 (91.7)	--	2540 (254.0)	28-12	47/417	--	--
Opponent	279 (27.9)	184	525	1878 (187.8)	1495 (149.5)	--	3373 (337.3)	25-13	45/493	--	--
1971 (5-6)	163 (14.8)	180	583	2340 (212.7)	1056 (96.0)	--	3396 (308.7)	36-18	NA/704	--	--
Opponent	238 (21.6)	186	538	2018 (183.5)	1513 (137.6)	--	3521 (320.1)	33-16	NA/593	--	--
1972 (3-8)	197 (17.9)	194	586	2196 (199.6)	1422 (129.3)	--	3618 (328.9)	37-26	67/595	--	--
Opponent	277 (25.1)	206	585	2361 (214.6)	1405 (127.7)	--	3766 (342.4)	36-21	59/557	--	--
1973 (5-6)	164 (14.9)	167	593	2274 (206.7)	1066 (96.9)	--	3340 (303.6)	45-29	57/554	--	--
Opponent	157 (14.3)	157	567	1886 (171.5)	912 (82.9)	--	2798 (254.4)	42-22	43/379	--	--
1974 (6-4-1)	210 (19.1)	195	583	2119 (192.6)	1486 (135.0)	--	3605 (327.7)	35-16	46/433	--	--
Opponent	206 (18.7)	211	556	2557 (198.3)	1511 (137.3)	--	3693 (335.7)	34-21	41/321	--	--
1975 (5-6)	229 (20.8)	196	541	2330 (211.8)	1339 (121.7)	--	3669 (333.6)	40-17	50/650	--	--
Opponent	260 (23.6)	210	616	2568 (233.5)	1239 (112.6)	--	3807 (346.1)	39-17	48/513	--	--
1976 (5-6)	235 (21.4)	182	517	1663 (151.2)	1616 (146.9)	--	3279 (298.1)	31-14	65/519	--	--
Opponent	248 (22.5)	194	571	2082 (189.3)	1321 (120.1)	--	3403 (309.4)	34-22	47/471	--	--
1977 (3-8)	141 (12.8)	164	547	2155 (195.9)	805 (73.2)	--	2960 (269.1)	29-17	49/440	--	--
Opponent	292 (26.5)	264	668	3368 (285.7)	1247 (113.4)	--	4390 (399.1)	29-15	36/392	--	--
1978 (1-8-2)	103 (7.9)	165	550	2186 (153.7)	927 (84.3)	--	2618 (238.0)	41-23	55/545	--	--
Opponent	317 (28.8)	236	596	2910 (245.9)	1392 (126.5)	--	4097 (372.5)	23-8	52/556	--	--

ANNUAL TEAM STATISTICS

TEAMS	POINTS SCORED	FIRST DOWNS	RUSH ATTEMPTS	RUSHING YARDS	PASSING YARDS	TOTAL PLAYS	TOTAL OFFENSE	FUMBLES-LOST	PENALTIES	TIME OF POSSESSION	THIRD DOWN
1979 (2-8-1) Opponent	156 (14.2) 266 (24.2)	190 156	450 545	1591 (144.6) 2251 (204.6)	1568 (142.5) 1550 (140.9)	-- --	3159 (287.2) 3801 (346.1)	30-13 23-8	51/449 40/387	29:58 30:02	77-166 91-164
1980 (3-7-1) Opponent	241 (21.9) 326 (29.6)	237 13	377 574	1046 (95.1) 2359 (214.5)	3227 (293.4) 2301 (172.4)	-- --	4273 (388.5) 3951 (359.2)	38-22 32-18	77/744 51/496	28:11 31:43	66-171 66-180
1981 (7-4) Opponent	287 (26.1) 288 (26.2)	218 232	382 514	1116 (101.5) 1650 (150.0)	3398 (308.9) 2301 (209.2)	-- --	4514 (410.4) 3951 (359.2)	33-16 32-18	74/770 51/496	28:17 31:43	51/153 66/180
1982 (7-5) Opponent	338 (28.2) 229 (19.1)	260 239	416 500	1371 (114.3) 1784 (148.7)	3677 (306.4) 2419 (201.6)	--- ---	5048 (420.7) 4203 (350.3)	16-8 30-14	99/877 65/475	31:12 28:48	61/180 80/192
1983 (10-2) Opponent	356 (29.7) 258 (21.5)	260 219	486 474	1893 (157.8) 1247 (103.9)	2973 (247.8) 2636 (219.7)	--- ---	4866 (405.5) 3883 (323.6)	24-15 28-11	75/557 65/659	29:36 30:24	74/166 64-180
1984 (7-4) Opponent	323 (29.4) 209 (19.0)	254 199	452 451	1730 (157.3) 1703 (154.8)	3130 (284.5) 1981 (180.1)	-- --	4860 (441.8) 3684 (334.9)	30-12 24-13	55/473 50/400	32:01 27:59	82-165 67-161
1985 (6-5-1) Opponent	304 (25.3) 334 (27.8)	257 240	404 556	1413 (21.5) 2192 (172.8)	3393 (272.0) 2461 (215.2)	--- ---	4806 (400.5) 4653 (387.8)	34-20 23-11	81/685 50/470	30:10 29:50	87/184 70/171
1986 (4-7) Opponent	189 (17.2) 299 (27.2)	193 198	385 529	1198 (108.9) 2013 (183.0)	2406 (218.7) 1765 (160.5)	-- --	3604 (327.6) 3778 (343.5)	25-15 24-13	70/570 64/472	29:26 30:34	59-167 63-168
1987 (3-7-1) Opponent	153 (13.9) 208 (18.9)	178 188	412 577	1095 (99.5) 2200 (200.0)	2096 (190.5) 1152 (104.7)	-- --	3191 (290.1) 3352 (304.7)	31-18 33-15	66/621 71/546	28:32 31:28	54-173 66-175
1988 (6-5-1) Opponent	245 (20.4) 243 (20.3)	223 208	415 532	1702 (149.7) 1888 (154.6)	2563 (215.6) 1844 (161.4)	--- ---	4265 (355.4) 3732 (311.0)	23-10 29-13	91/333 79/579	29:47 30:13	67/179 80/198
1989 (10-2) Opponent	332 (27.7) 182 (15.2)	261 180	447 494	1803 (150.2) 1702 (141.8)	2970 (247.5) 1757 (146.4)	-- --	4773 (397.8) 3459 (288.3)	20-13 31-15	82/771 73/666	30:32 29:27	76/153 55/172
1990 (8-4) Opponent	293 (24.4) 246 (20.5)	247 208	450 547	1737 (152.3) 2088 (176.4)	2883 (245.3) 2385 (143.9)	-- --	4620 (385.0) 3828 (319.0)	32-14 25-12	73/569 74/652	29:19 30:40	59/162 64/186
1991 (6-6) Opponent	264 (22.0) 188 (15.7)	258 215	421 497	1618 (134.8) 1565 (130.4)	3066 (255.5) 2379 (198.3)	-- --	4684 (390.3) 3944 (328.7)	25-14 22-12	65/558 79/666	30:41 29:19	76/171 71/184
1992 (6-5-1) Opponent	228 (19.0) 235 (19.6)	221 235	479 482	1449 (120.8) 1871 (155.9)	2098 (174.8) 2339 (194.9)	-- --	4357 (363.1) 4210 (350.8)	18-11 39-20	68/629 60/472	31:02 28:58	67/161 61/171
1993 (5-6) Opponent	204 (18.6) 210 (19.1)	192 182	411 444	1443 (131.2) 1265 (115.0)	2107 (191.5) 2137 (194.3)	-- --	3550 (322.7) 3402 (309.3)	28-12 27-16	57/490 60/556	29:47 30:13	69/192 70/173
1994 (7-5) Opponent	309 (25.8) 156 (13.0)	238 174	458 449	1568 (130.7) 1460 (121.7)	2990 (249.2) 1949 (162.4)	-- --	4558 (379.8) 3409 (284.1)	21-15 9-9	81/803 57/449	31:54 28:07	92/187 50/175
1995 (5-5-1) Opponent	193 (17.6) 198 (18.0)	163 177	456 453	1307 (118.8) 1500 (136.4)	1739 (158.1) 1976 (179.6)	-- --	3046 (276.9) 3476 (316.0)	16-11 22-14	72/616 64/540	28:52 31:08	61/186 55/174
1996 (2-9) Opponent	190 (17.3) 372 (33.8)	201 206	414 486	1468 (133.5) 2369 (215.4)	1954 (177.6) 1877 (170.6)	-- --	3422 (311.1) 4246 (386.0)	20-10 19-11	48/403 65/549	29:02 30:58	70/175 78/167
1997 (0-11) Opponent	119 (10.8) 368 (33.8)	169 224	385 492	1370 (124.5) 2316 (210.5)	1780 (161.8) 2279 (207.2)	-- --	3150 (286.4) 4595 (417.7)	16-10 21-12	58/465 64/474	27:39 32:21	56/190 63/159
1998 (3-8) Opponent	149 (13.6) 326 (29.6)	166 231	406 460	1560 (141.8) 1689 (153.5)	1607 (146.1) 2385 (216.8)	-- --	3167 (287.9) 4074 (370.4)	19-15 15-6	54/471 64/568	27:55 32:04	55/178 75/177
1999 (8-4) Opponent	388 (32.3) 273 (22.8)	249 257	483 493	2082 (173.5) 2034 (169.5)	2805 (233.8) 2602 (218.3)	-- --	4887 (407.3) 4654 (423.1)	13-8 21-12	67/530 84/673	30:23 29:37	84/201 58/182
2000 (5-6) Opponent	294 (26.7) 286 (26.0)	229 257	202 322	1790 (162.7) 2558 (232.5)	2389 (217.2) 1979 (179.9)	796 861	4179 (379.9) 4537 (412.5)	19-12 20-8	45/400 82/734	28:46 31:14	82/175 73/169
2001 (10-2) Opponent	390 (32.5) 285 (23.8)	253 247	488 409	1714 (142.8) 1768 (147.3)	3327 (277.3) 2804 (233.7)	906 906	5041 (420.1) 4572 (381.0)	15-8 19-9	66/669 91/745	30:08 29:52	87/199 79/201
2002 (5-7) Opponent	346 (28.8) 307 (25.6)	274 264	461 527	1968 (164.0) 2285 (190.4)	3388 (282.3) 2796 (233.0)	915 932	5356 (446.3) 5081 (423.4)	24-11 17-11	59/550 69/554	28:26 31:29	86/190 75/193
2003 (1-11) Opponent	203 (16.9) 398 (33.2)	230 283	375 574	1328 (110.7) 2681 (223.4)	2756 (229.7) 2428 (202.3)	826 887	4084 (304.3) 5109 (425.8)	14-10 18-6	61/477 73/629	28:09 31:51	69/172 72/163
2004 (3-8) Opponent	240 (21.8) 323 (29.4)	220 243	406 462	1686 (153.3) 2137 (194.3)	2032 (184.1) 2526 (229.6)	760 821	3718 (338.0) 4663 (423.9)	17-11 11-3	42/361 78/643	28:24 31:36	67/164 80/173
2005 (2-9) Opponent	187 (17.0) 435 (39.6)	220 257	438 471	1740 (158.2) 2574 (234.0)	2161 (196.5) 2588 (235.4)	809 780	3901 (354.6) 5162 (469.3)	16-5 13-4	69/557 58/463	29:16 30:44	65/173 76/150
2006 (2-10) Opponent	235 (19.6) 321 (26.8)	198 209	434 462	2266 (188.8) 1534 (127.8)	1878 (156.5) 2187 (182.2)	766 797	4144 (345.3) 3721 (310.1)	34-21 20-10	59/460 54/414	28:17 31:43	61/169 72/180
2007 (9-4) Opponent	362 (27.9) 283 (21.8)	277 265	595 462	3338 (256.8) 1718 (132.2)	2187 (168.2) 3180 (244.6)	918 941	5525 (425.0) 4898 (376.8)	27-12 19-8	64/636 75/615	29:52 30:08	78/181 76/199
2008 (5-7) Opponent	344 (28.7) 319 (26.6)	257 225	460 464	2034 (169.5) 1835 (152.9)	2322 (269.3) 2369 (197.4)	853 806	5266 (438.8) 4204 (350.3)	19-10 21-14	66/612 45/396	29:24 30:35	67/162 64/172

ANNUAL TEAM STATISTICS

TEAMS	POINTS SCORED	FIRST DOWNS	RUSH ATTEMPTS	RUSHING YARDS	PASSING YARDS	TOTAL PLAYS	TOTAL OFFENSE	FUMBLES-LOST	PENALTIES	TIME OF POSSESSION	THIRD DOWN
2009 (3-9)	290 (24.2)	237	497	2405 (200.4)	2317 (193.1)	828	4722 (393.5)	23-8	78/734	29:50	68-174
Opponent	362 (30.2)	248	438	1853 (154.4)	2986 (248.8)	811	4839 (403.3)	20-11	55/475	30:10	74-166
2010 (7-6)	423 (32.5)	268	619	3199 (246.1)	1963 (151.0)	903	5162 (397.1)	15-7	79/713	32:19	72-177
Opponent	305 (23.5)	233	434	1700 (130.8)	2867 (220.5)	847	4567 (380.6)	24-16	63/598	27:41	66-181
2011 (7-6)	294 (22.6)	251	550	2232 (171.7)	2392 (184.0)	912	4624 (355.7)	29-15	64/549	31:02	82-194
Opponent	255 (19.6)	205	514	1610 (123.8)	2061 (162.3)	842	3720 (286.2)	31-12	59/501	28:58	64-185
2012 (2-10)	200 (16.6)	197	443	1534 (127.8)	2026 (168.8)	797	3560 (296.7)	22-16	71/595	30:15	59-173
Opponent	385 (32.1)	235	514	2327 (193.9)	2324 (193.7)	802	4651 (387.6)	28-11	58/475	29:45	47-148
2013 (4-8)	356 (29.7)	288	411	1668 (139.0)	3452 (287.7)	866	5120 (426.7)	14-7	70/563	29:11	81-170
Opponent	425 (35.4)	284	513	2863 (238.6)	2915 (242.9)	867	5778 (481.5)	15-8	82/685	30:49	76-168
2014 (6-7)	337 (25.9)	248	413	1527 (117.5)	3247 (249.8)	883	4774 (367.2)	17-10	79/669	27:43	67-186
Opponent	442 (34.0)	292	617	3109 (239.2)	2824 (217.2)	987	5933 (456.4)	21-12	70/595	32:17	85-201
2015 (5-7)	272 (22.7)	245	388	1,551 (129.2)	2,921 (243.4)	907	4,472 (372.7)	14-9	66/589	29:42	74-204
Opponent	279 (23.2)	217	468	1,997 (166.4)	2,213 (184.4)	860	4,210 (350.8)	13-8	64/535	30:18	58-185
2016 (3-9)	236 (19.7)	180	73	1,686 (140.5)	2,095 (174.6)	711	3,781 (315.1)	22-11	75/639	26:07	44-155
Opponent	383 (31.9)	258	126	2,630 (219.2)	2,231 (185.9)	877	4,861 (405.1)	20-11	62/537	33:53	78-175
2017 (2-10)	185 (15.4)	174	386	1,267 (105.6)	2,098 (174.8)	725	3,365 (280.4)	24-7	85/768	28:15	58-173
Opponent	378 (31.5)	269	549	2,620 (218.3)	2,399 (199.9)	887	5,019 (418.3)	23-10	75/701	31:45	76-174
2018 (4-8)	312 (26.0)	233	493	2,916 (243.0)	1,988 (165.7)	822	4,904 (408.7)	23-10	77/773	28:34	58-168
Opponent	473 (39.4)	301	494	2,943 (245.2)	3,157 (263.1)	866	6,100 (508.3)	14-5	71/692	31:26	70-157
2019 (6-7)	347 (26.7)	226	491	1,874 (144.2)	2,409 (185.3)	857	4,283 (329.5)	21-9	87/797	26:02	64-181
Opponent	340 (26.2)	277	594	2,542 (195.5)	2,768 (212.9)	949	5,310 (408.5)	23-16	57/464	33:48	71-191
2020 (2-6)	161 (20.1)	143	327	1,569 (196.1)	1,223 (152.9)	521	2,792 (349.0)	14-5	39/406	27:26	43-113
Opponent	279 (34.9)	196	358	1,841 (230.1)	1,897 (237.1)	572	3,738 (467.3)	14-8	41/343	32:34	43-100
2021 (5-7)	242 (20.2)	212	468	2,083 (173.6)	1,874 (156.2)	791	3,957 (329.8)	11-5	61/633	29:20	68-179
Opponent	263 (21.9)	252	478	1,814 (151.2)	2,582 (215.2)	841	4,396 (366.3)	14-8	59/588	30:35	59-167
2022 (8-5)	315 (24.2)	274	543	2,162 (166.3)	2,753 (211.8)	938	4,915 (378.1)	19-12	85/798	32:46	71-187
Opponent	166 (12.8)	199	395	1,297 (99.8)	2,259 (173.8)	810	3,556 (273.5)	15-8	64/605	27:18	55-183

ALL-TIME SERIES RECORDS

AIR FORCE

(ILLINOIS LEADS 1-0-1)

1979:	ILL 27-19	@ Colorado Springs
1980:	Tie 20-20	Champaign

AKRON

(ILLINOIS LEADS 2-0)

1996:	ILL 38-7	Champaign
2019:	ILL 42-3	Champaign

ALABAMA

(ALABAMA LEADS 1-0)

1982:	ALA 21-15*	@ Memphis, Tenn.
-------	------------	------------------

* Liberty Bowl

ALUMNI

(SERIES TIED 1-1-1)

1898:	ILL 10-6	Champaign
1898 (2):	ALM 23-17	Champaign
1899:	Tie 0-0	Champaign

ARIZONA

(ARIZONA LEADS 3-1)

1990:	ARIZ 28-16	@ Tucson
1993:	ARIZ 16-14	Champaign
1995:	ILL 9-7	Champaign
1996:	ARIZ 41-0	@ Tucson

ARIZONA STATE

(ASU LEADS 3-1)

1987:	ASU 21-7	Champaign
1988:	ASU 21-16	@ Tempe
2011:	ILL 17-14	Champaign
2012:	ASU 45-14	@ Tempe

ARKANSAS STATE

(ILLINOIS LEADS 3-0)

1999:	ILL 41-3	Champaign
2002:	ILL 59-7	Champaign
2011:	ILL 33-15	Champaign

ARMY

(ARMY LEADS 4-3-1)

1929:	ILL 17-7	Champaign
1930:	ARMY 13-0	@ Yankee Stadium
1933:	ARMY 6-0	@ Cleveland, Ohio
1934:	ILL 7-0	Champaign
1947:	Tie 0-0	@ Yankee Stadium
1948:	ARMY 26-21	Champaign
1959:	ILL 20-14	Champaign
1985:	ARMY 31-29*	@ Atlanta, Ga.

* Peach Bowl

BAKER U.

(ILLINOIS LEADS 1-0)

1892:	ILL 26-10	@ Baldwin City, Kan.
-------	-----------	----------------------

BALL STATE

(ILLINOIS LEADS 2-0)

2007:	ILL 28-17	Champaign
2017:	ILL 24-21	Champaign

BAYLOR

(SERIES TIED 1-1)

1976:	BAY 34-19	Champaign
2010:	ILL 38-14*	@ Houston, Texas

* Texas Bowl

BELOIT

(ILLINOIS LEADS 1-0)

1892:	ILL (Forfeit)	@ Beloit
-------	---------------	----------

BLOOMINGTON

(ILLINOIS LEADS 1-0)

1891:	ILL 20-12	@ Bloomington
-------	-----------	---------------

BLOOMINGTON SWIFTS

(ILLINOIS LEADS 1-0)

1891:	ILL 26-0	Champaign
-------	----------	-----------

BRADLEY

(ILLINOIS LEADS 7-0-1)

1927:	ILL 19-0	Champaign
1928:	ILL 33-6	Champaign
1929:	ILL 45-0	Champaign
1931:	ILL 20-0	Champaign
1932:	ILL 20-0	Champaign
1934:	ILL 40-7	Champaign
1939:	Tie 0-0	Champaign
1940:	ILL 30-0	Champaign

BUTLER

(ILLINOIS LEADS 8-1)

1922:	BUT 10-7	Champaign
1923:	ILL 23-7	Champaign
1924:	ILL 40-10	Champaign
1925:	ILL 16-13	Champaign
1926:	ILL 38-7	Champaign
1927:	ILL 58-0	Champaign
1928:	ILL 14-0	@ Indianapolis
1930:	ILL 27-0	Champaign
1942:	ILL 67-0	Champaign

CALIFORNIA

(ILLINOIS LEADS 7-4)

1955:	ILL 20-13	@ Berkeley
1956:	ILL 32-20	Champaign
1963:	ILL 10-0	Champaign
1964:	ILL 20-14	@ Berkeley
1973:	ILL 27-7	@ Berkeley
1974:	CAL 31-14	Champaign
2000:	ILL 17-15	Champaign
2001:	ILL 44-17	@ Berkeley
2003:	CAL 31-24	Champaign
2004:	CAL 35-20	@ Berkeley
2019:	CAL 35-20*	@ Santa Clara, Calif.

* Redbox Bowl

CAMP FUNSTON

(ILLINOIS LEADS 1-0)

1917:	ILL 28-0	@ Camp Funston
-------	----------	----------------

CAMP GRANT

(SERIES TIED 1-1)

1942:	ILL 20-0	@ Rockford, Ill.
1943:	CG 23-0	Champaign

CARLISLE INDIANS

(CARLISLE INDIANS LEAD 2-0)

1897:	CI 23-6	@ Chicago Coliseum
1898:	CI 11-0	@ Chicago

CHANUTE FIELD

(ILLINOIS LEADS 1-0)

1918:	ILL 3-0	@ Chanutte Field
-------	---------	------------------

CHARLESTON SOUTHERN

(ILLINOIS LEADS 1-0)

2012:	ILL 44-0	Champaign
-------	----------	-----------

CHARLOTTE

(ILLINOIS LEADS 1-0)

2021:	ILL 24-14	Champaign
-------	-----------	-----------

CHATTANOOGA

(ILLINOIS LEADS 1-0)

2022:	ILL 31-0	Champaign
-------	----------	-----------

CHICAGO

(ILLINOIS LEADS 23-17-4)

1892:	Tie 4-4	@ Chicago
1892 (2):	ILL 28-12	Champaign
1894:	ILL (Forfeit)	@ Chicago
1896:	CHI 12-0	@ Chicago
1897:	CHI 18-12	Champaign
1901:	ILL 24-0	@ Chicago
1902:	CHI 6-0	@ Chicago
1903:	CHI 18-6	@ Chicago
1904:	Tie 6-6	@ Chicago
1905:	CHI 44-0	@ Chicago
1906:	CHI 63-0	@ Chicago
1907:	CHI 42-6	Champaign
1908:	CHI 11-6	@ Chicago
1909:	CHI 14-8	@ Chicago
1910:	ILL 3-0	Champaign
1911:	CHI 24-0	@ Chicago
1912:	CHI 10-0	Champaign
1913:	CHI 28-7	@ Chicago
1914:	ILL 21-7	Champaign
1915:	ILL 10-0	@ Chicago
1916:	CHI 20-7	Champaign
1917:	Tie 0-0	@ Chicago
1918:	ILL 29-0	@ Chicago
1919:	ILL 10-0	Champaign
1920:	ILL 3-0	@ Chicago
1921:	CHI 14-6	Champaign
1922:	CHI 9-0	@ Chicago
1923:	ILL 7-0	Champaign
1924:	Tie 21-21	@ Chicago
1925:	ILL 13-6	Champaign
1926:	ILL 7-0	@ Chicago
1927:	ILL 15-6	Champaign
1928:	ILL 40-0	@ Chicago
1929:	ILL 20-6	Champaign

1930:	ILL 28-0	@ Chicago
1931:	CHI 13-6	Champaign
1932:	ILL 13-7	@ Chicago
1933:	ILL 7-0	Champaign
1934:	ILL 6-0	@ Chicago
1935:	CHI 6-7	Champaign
1936:	ILL 18-7	@ Chicago
1937:	ILL 21-0	@ Chicago
1938:	ILL 34-0	@ Chicago
1939:	ILL 46-0	@ Chicago

CHICAGO ATH. ASSN.

(CAA LEADS 3-0)

1893:	CAA 10-4	Champaign
1894:	CAA 14-0	@ Chicago
1895:	CAA 8-0	@ Chicago

CHICAGO DENTISTRY

(ILLINOIS LEADS 1-0)

1903:	ILL 54-0	Champaign
-------	----------	-----------

CHRISTIAN BROTHERS

(ILLINOIS LEADS 1-0)

1914:	ILL 37-0	Champaign
-------	----------	-----------

CINCINNATI

(SERIES TIED 1-1)

2009:	UC 49-36	@ Cincinnati
2013:	ILL 45-17	Champaign

COE

(ILLINOIS LEADS 3-0)

1926:	ILL 27-0	Champaign
1928:	ILL 31-0	Champaign
1932:	ILL 13-0	Champaign

COLGATE

(SERIES TIED 1-1)

1916:	COL 15-3	Champaign
1957:	ILL 40-0	Champaign

CLEMSON

(CLEMSON LEADS 1-0)

1990:	CLEM 30-0*	@ Tampa, Fla.
-------	------------	---------------

* Hall of Fame Bowl

COLORADO

(SERIES TIED 1-1)

1989:	CU 38-7	@ Boulder
1990:	ILL 23-22	Champaign

CONNECTICUT

(ILLINOIS LEADS 1-0)

2019:	ILL 31-23	@ East Hartford, Conn.
-------	-----------	------------------------

DEPAUL

(ILLINOIS LEADS 2-0-1)

1936:	ILL 9-6	Champaign
1937:	Tie 0-0	Champaign
1938:	ILL 44-7	Champaign

DEPAUW

(ILLINOIS LEADS 6-0)

1892:	ILL 34-0	Champaign
1893:	ILL 14-4	@ Greencastle, Ind.
1898:	ILL 16-0	Champaign
1900:	ILL 63-0	Champaign
1921:	ILL 21-0	Champaign
1924:	ILL 45-0	Champaign

DOANE COLLEGE

(ILLINOIS LEADS 1-0)

1892:	ILL 20-0	@ Omaha, Neb.
-------	----------	---------------

DRAKE

(ILLINOIS LEADS 4-0)

1910:	ILL 29-0	Champaign
1919:	ILL 41-0	Champaign
1933:	ILL 13-6	Champaign
1941:	ILL 40-0	Champaign

DUKE

(SERIES TIED 1-1)

1958:	DUKE 15-13	@ Durham
1965:	ILL 28-14	Champaign

EAST CAROLINA

(ILLINOIS LEADS 4-0)

1987:	ILL 20-10	Champaign
1991:	ILL 38-31	Champaign
1994:	ILL 30-0*	@ Memphis, Tenn.

1995:	ILL 7-0	Champaign
-------	---------	-----------

* St. Jude Liberty Bowl

EASTERN ILLINOIS

(ILLINOIS LEADS 2-0)

2006:	ILL 42-17	Champaign
2008:	ILL 47-21	Champaign

EASTERN MICHIGAN

(EMU LEADS 1-0)

2019:	EMU 34-31	Champaign
-------	-----------	-----------

ENGLEWOOD HS (CHICAGO)

(ILLINOIS LEADS 4-0)

1892:	ILL 38-0	Champaign
1901:	ILL 39-0	Champaign
1902:	ILL 45-0	Champaign
1903:	ILL 45-5	Champaign

EURKEA COLLEGE

(ILLINOIS LEADS 3-0)

1891:	ILL 40-0	Champaign
1897:	ILL 26-0	Champaign
1897 (2):	ILL 6-0	Champaign

FLORIDA

(FLORIDA LEADS 2-0)

1967:	FLA 14-0	@ Gainesville
1988:	FLA 14-10*	@ Birmingham, Ala.

* All-American Bowl

FLORIDA A&M

(ILLINOIS LEADS 1-0)

2004:	ILL 52-13	Champaign
-------	-----------	-----------

FRESNO STATE

(FRESNO STATE LEADS 2-0)

2009:	FS 53-52	Champaign
2010:	FS 25-23	@ Fresno, Calif.

GREAT LAKES

(GREAT LAKES LEADS 3-0-1)

1918:	GL 7-0	Champaign
1942:	GL 6-0	Champaign
1944:	Tie 26-26	@ Great Lakes
1945:	GL 12-6	Champaign

HASKELL

(ILLINOIS LEADS 2-0)

1902:	ILL 24-10	Champaign
1915:	ILL 36-0	Champaign

HAWAII

(HAWAII LEADS 1-0)

1992:	HAW 27-17*	@ San Diego, Calif.
-------	------------	---------------------

* Holiday Bowl

HOUSTON

(SERIES TIED 1-1)

1991:	ILL 51-10	Champaign
1992:	HOU 31-13	@ Houston

ILLINOIS COLLEGE

(ILLINOIS LEADS 1-0)

1895:	ILL 79-0	Champaign
-------	----------	-----------

ILLINOIS STATE

(ILLINOIS LEADS 3-0)

1944:	ILL 79-6	Champaign
2003:	ILL 49-22	Champaign
2009:	ILL 45-17	Champaign

ILLINOIS WESLEYAN

(ILLINOIS LEADS 6-1)

1890:	IWU 16-0	@ Bloomington, Ill.
1890 (2):	ILL 12-6	Champaign
1891:	ILL 44-4	Champaign
1898:	ILL 18-0	Champaign
1899:	ILL 6-0	Champaign
1900:	ILL 21-0	Champaign
1912:	ILL 87-3	Champaign

ALL-TIME SERIES RECORDS

INDIANA

(ILLINOIS LEADS 45-25-3)

In Champaign: ILL leads 29-9-1

In Bloomington: Indiana leads 16-13-0

Neutral Sites: ILL leads 3-1-2

Bret Bielema vs. IND: 7-1

Tom Allen vs. ILL: 2-0

Longest ILL streak: 6 (1981-86)

Longest IND streak: 4 (1967-70)

Last 10 meetings: IND leads 6-4

1899:	IND 5-0	Champaign
1900:	Tie 0-0	Indianapolis, Ind.
1901:	ILL 18-0	Indianapolis, Ind.
1902:	ILL 47-0	Champaign
1903:	IND 17-0	Bloomington
1904:	ILL 10-0	Champaign
1907:	ILL 10-6	Bloomington
1908:	ILL 10-0	Champaign
1909:	ILL 6-5	Champaign
1910:	ILL 3-0	Bloomington
1911:	Tie 0-0	Indianapolis, Ind.
1912:	ILL 13-7	Champaign
1913:	ILL 10-0	Indianapolis, Ind.
1914:	ILL 51-0	Champaign
1928:	ILL 13-7	Champaign
1931:	Tie 0-0	Chicago, Ill. (Stagg Field)
1932:	ILL 18-6	Champaign
1937:	IND 13-6	Bloomington
1938:	ILL 12-2	Champaign
1939:	IND 7-6	Champaign
1944:	ILL 26-18	Champaign
1945:	IND 6-0	Champaign
1946:	IND 14-7	Bloomington
1949:	ILL 33-14	Champaign
1950:	ILL 20-0	Champaign
1951:	ILL 21-0	Bloomington
1959:	IND 20-0	Bloomington
1960:	ILL 17-6	Champaign
1965:	ILL 34-13	Champaign
1966:	ILL 24-10	Bloomington
1967:	IND 20-7	Champaign
1968:	IND 28-14	Bloomington
1969:	IND 41-20	Bloomington
1970:	IND 30-24	Champaign
1971:	ILL 22-21	Bloomington
1972:	ILL 37-20	Champaign
1973:	ILL 28-14	Bloomington
1974:	ILL 16-0	Champaign
1977:	ILL 21-7	Champaign
1978:	IND 31-10	Bloomington
1979:	IND 45-14	Champaign
1980:	IND 26-24	Bloomington
1981:	ILL 35-14	Champaign
1982:	ILL 48-7	Bloomington
1983:	ILL 49-21	Champaign
1984:	ILL 34-7	Indianapolis, Ind. (Hoosier Dome)
1985:	ILL 41-24	Champaign
1986:	ILL 21-16	Bloomington
1987:	IND 34-22	Bloomington
1988:	ILL 21-20	Champaign
1989:	ILL 41-28	Champaign
1990:	ILL 24-10	Bloomington
1995:	ILL 17-10	Bloomington
1996:	ILL 46-43	Champaign
1997:	IND 23-6	Bloomington
1998:	ILL 31-16	Champaign
1999:	IND 34-31	Bloomington
2000:	ILL 42-35	Champaign
2001:	ILL 35-14	Bloomington
2002:	ILL 45-14	Champaign
2003:	IND 17-14	Bloomington
2004:	ILL 26-22	Champaign
2005:	IND 36-13	Bloomington
2006:	IND 34-32	Champaign
2007:	ILL 27-14	Bloomington
2008:	ILL 55-13	Champaign
2009:	IND 27-14	Bloomington
2010:	ILL 43-13	Champaign
2011:	ILL 41-20	Bloomington
2012:	IND 31-17	Champaign
2013:	IND 52-35	Bloomington
2017:	IND 24-14	Champaign
2022:	IND 23-20	Bloomington

INDIANA ATHLETIC CLUB

(ILLINOIS LEADS 1-0)

1913: ILL 10-0 @ Indiana A.C.

INDIANAPOLIS ARTILLERY

(INDIANAPOLIS ARTILLERY LEADS 1-0)

1894: IA 18-14 Champaign

IOWA

(ILLINOIS LEADS 39-37-2)

In Champaign: ILL leads 21-16

In Iowa City: IOWA leads 20-18-2

Neutral Sites: IOWA leads 1-0

Bret Bielema vs. IOWA: 4-3

Kirk Ferentz vs. ILL: 13-4

Longest ILL streak: 12 (1942-1967)

Longest IOWA streak: 8 (2014-21)

Last 10 meetings: Iowa 8-2

1899:	IOWA 58-0	Rock Island, Ill.
1901:	ILL 27-0	Iowa City
1902:	ILL 80-0	Champaign
1903:	IOWA 12-0	Iowa City
1904:	ILL 29-0	Champaign
1907:	IOWA 25-12	Iowa City
1908:	ILL 22-0	Champaign
1918:	ILL 19-0	Iowa City
1919:	ILL 9-7	Champaign
1920:	ILL 20-3	Champaign
1921:	IOWA 14-2	Iowa City
1922:	IOWA 8-7	Champaign
1923:	ILL 9-6	Iowa City
1924:	ILL 36-0	Champaign
1925:	IOWA 12-10	Iowa City
1926:	ILL 13-6	Champaign
1927:	ILL 14-0	Iowa City
1929:	Tie 7-7	Bloomington
1935:	IOWA 19-0	Champaign
1936:	Tie 0-0	Iowa City
1940:	IOWA 18-7	Iowa City
1941:	IOWA 21-0	Champaign
1942:	ILL 12-7	Iowa City
1943:	ILL 19-10	Iowa City
1944:	ILL 40-6	Champaign
1945:	ILL 48-7	Champaign
1946:	ILL 7-0	Iowa City
1947:	ILL 35-12	Iowa City
1948:	ILL 14-0	Champaign
1949:	ILL 20-14	Iowa City
1950:	ILL 21-7	Iowa City
1951:	ILL 40-13	Champaign
1952:	ILL 33-13	Iowa City
1967:	ILL 21-19	Iowa City
1968:	IOWA 37-13	Champaign
1969:	IOWA 40-0	Champaign
1970:	IOWA 22-16	Iowa City
1971:	ILL 31-0	Champaign
1972:	IOWA 15-14	Iowa City
1973:	ILL 50-0	Champaign
1974:	IOWA 14-12	Iowa City
1975:	ILL 27-12	Iowa City
1976:	ILL 24-6	Champaign
1979:	IOWA 13-7	Champaign
1980:	ILL 20-14	Iowa City
1981:	ILL 24-7	Champaign
1982:	IOWA 14-13	Iowa City
1983:	ILL 33-0	Champaign
1984:	IOWA 21-16	Iowa City
1985:	IOWA 59-0	Iowa City
1986:	ILL 20-16	Champaign
1989:	ILL 31-7	Iowa City
1990:	IOWA 54-28	Champaign
1991:	IOWA 24-21	Iowa City
1992:	IOWA 24-14	Champaign
1993:	ILL 49-3	Iowa City
1994:	ILL 47-7	Champaign
1995:	ILL 26-7	Iowa City
1996:	IOWA 31-21	Champaign
1997:	IOWA 38-10	Iowa City
1998:	IOWA 37-14	Champaign
1999:	ILL 40-24	Iowa City
2000:	ILL 31-0	Champaign
2003:	IOWA 41-10	Iowa City
2004:	IOWA 23-13	Champaign
2005:	IOWA 35-7	Iowa City
2006:	IOWA 24-7	Champaign
2007:	IOWA 10-6	Iowa City
2008:	ILL 27-24	Champaign
2014:	IOWA 30-14	Champaign
2015:	IOWA 29-20	Iowa City
2016:	IOWA 28-0	Champaign
2017:	IOWA 45-16	Iowa City
2018:	IOWA 63-0	Champaign
2019:	IOWA 19-10	Iowa City
2020:	IOWA 21-35	Champaign
2021:	IOWA 33-23	Iowa City
2022:	ILL 9-6	Champaign

IOWA SEAHAWKS

(IOWA SEAHAWKS LEAD 1-0)

1943: IS 32-18 Champaign

IOWA STATE

(ILLINOIS LEADS 3-1-2)

1927: Tie 12-12 Champaign

1930: ILL 7-0 Champaign

1949: Tie 20-20 Champaign

1952: ILL 33-7 Champaign

1955: ILL 40-0 Champaign

1969: ISU 48-20 Champaign

KANSAS

(ILLINOIS LEADS 3-2)

1892: KU 26-4 @ Lawrence

1916: ILL 30-0 Champaign

1917: ILL 22-0 Champaign

1929: ILL 25-0 Champaign

1968: KU 47-7 Champaign

KANSAS CITY ATHLETIC CLUB

(ILLINOIS LEADS 1-0)

1892: ILL 42-0 @ Kansas City

KANSAS STATE

(ILLINOIS LEADS 1-0)

1948: ILL 40-0 Champaign

KENT STATE

(ILLINOIS LEADS 2-0)

2015: ILL 52-3 Champaign

2018: ILL 31-24 Champaign

KENTUCKY

(SERIES TIED 1-1)

1909: UK 6-2 Champaign

1913: ILL 21-0 Champaign

KNOX

(ILLINOIS LEADS 8-0)

1891: ILL 12-0 Champaign

1896: ILL 70-4 Champaign

1897: ILL 64-0 Champaign

1899: ILL 5-0 Champaign

1900: ILL 16-0 Champaign

1903: ILL 29-5 Champaign

1904: ILL 11-0 Champaign

1905: ILL 30-0 Champaign

LAKE FOREST

(ILLINOIS LEADS 3-1-1)

1891: LF 8-0# Champaign

1893: Tie 10-10 Champaign

1894: ILL 54-6 Champaign

1896: ILL 38-0 Champaign

1897: ILL 36-0 Champaign

*Lake Forest later forfeited the game for using ineligible players.

LOMBARD COLLEGE

(ILLINOIS LEADS 2-0)

1900: ILL 35-0 Champaign

1903: ILL 43-0 Champaign

LOUISIANA-LAFAYETTE

(ILL LEADS 1-0)

2008: ILL 20-17 Champaign

LSU

(LSU LEADS 1-0)

2001: LSU 47-34* @ New Orleans, La.

* Nokia Sugar Bowl

LOUISIANA TECH

(LA TECH LEADS 2-0)

2012: LA TECH 24-52 Champaign

2014: LA TECH 35-18* Dallas, Texas

* Zaxby's Heart of Dallas Bowl

LOUISVILLE

(ILLINOIS LEADS 3-2)

1986: ILL 23-0 Champaign

1997: LOU 26-13 @ Louisville

1998: LOU 35-9 Champaign

1999: ILL 41-36 @ Louisville

2001: ILL 34-10 Champaign

MARION SIMS

(ILLINOIS LEADS 1-0)

1901: ILL 52-0 Champaign

MARQUETTE

(SERIES TIED 0-0-1)

1908: Tie 6-6 Champaign

MARYLAND

(MARYLAND LEADS 2-0)

In Champaign: UMD leads 1-0

In College Park: UMD leads 1-0

Neutral Sites: -

Bret Bielema vs. UMD: 0-1

Mike Locksley vs. ILL: 1-0

Longest ILL streak: -

Longest UMD streak: 2 (2018-present)

Last 10 meetings: UMD 2-0

2018: UMD 63-33 @ College Park

2021: UMD 20-17 Champaign

MIAMI (OHIO)

(ILLINOIS LEADS 3-0)

1932: ILL 20-7 Champaign

1941: ILL 45-0 Champaign

2013: ILL 50-14 Champaign

MICHIGAN

(MICHIGAN LEADS 72-23-2)

In Champaign: MICH leads 35-12-1

In Ann Arbor: MICH leads 35-11-1

Neutral Sites: MICH leads 2-0

Bret Bielema vs. MICH: 3-3

Jim Harbaugh vs. ILL: 3-0

Longest ILL streak: 4 (1950-53)

Longest MICH streak: 16 (1967-82)

Last 10 meetings: MICH 8-2

1898:	MICH 12-5	Detroit
1899:	MICH 5-0	Champaign
1900:	MICH 12-0	Chicago
1905:	MICH 33-0	Champaign
1906:	MICH 28-9	Ann Arbor
1919:	ILL 29-7	Champaign
1920:	ILL 7-6	Ann Arbor
1921:	MICH 3-0	Champaign
1922:	MICH 24-0	Ann Arbor
1924:	ILL 39-14	Champaign
1925:	MICH 3-0	Champaign
1926:	MICH 13-0	Ann Arbor
1927:	ILL 14-0	Champaign
1928:	MICH 3-0	Ann Arbor
1929:	ILL 14-0	Champaign
1930:	MICH 15-7	Ann Arbor
1931:	MICH 35-0	Champaign
1932:	MICH 32-0	Ann Arbor
1933:	MICH 7-6	Champaign
1934:	ILL 7-6	Ann Arbor
1935:	ILL 3-0	Champaign
1936:	ILL 9-6	Ann Arbor
1937:	MICH 7-6	Champaign
1938:	MICH 14-0	Ann Arbor
1939:	ILL 16-7	Champaign
1940:	MICH 28-0	Ann Arbor

ALL-TIME SERIES RECORDS

1980:	MICH 45-14.....	@ Ann Arbor
1981:	MICH 70-21.....	@ Ann Arbor
1982:	MICH 16-10.....	Champaign
1983:	ILL 16-6.....	Champaign
1984:	MICH 26-18.....	@ Ann Arbor
1985:	Tie 3-3.....	Champaign
1986:	MICH 69-13.....	@ Ann Arbor
1987:	MICH 17-14.....	Champaign
1988:	MICH 38-9.....	@ Ann Arbor
1989:	MICH 24-10.....	Champaign
1990:	MICH 22-17.....	@ Ann Arbor
1991:	MICH 20-0.....	Champaign
1992:	Tie 22-22.....	@ Ann Arbor
1993:	ILL 24-21.....	@ Ann Arbor
1994:	MICH 19-14.....	Champaign
1995:	MICH 38-14.....	Champaign
1996:	MICH 20-8.....	@ Ann Arbor
1999:	ILL 35-29.....	@ Ann Arbor
2000:	MICH 35-31.....	Champaign
2001:	MICH 45-20.....	@ Ann Arbor
2002:	MICH 45-28.....	Champaign
2003:	MICH 56-14.....	@ Ann Arbor
2004:	MICH 30-19.....	Champaign
2007:	MICH 27-17.....	Champaign
2008:	ILL 45-20.....	@ Ann Arbor
2009:	ILL 38-13.....	Champaign
2010:	MICH 67-65 (3 OT).....	@ Ann Arbor
2011:	MICH 31-14.....	Champaign
2012:	MICH 45-0.....	@ Ann Arbor
2016:	MICH 41-8.....	@ Ann Arbor
2019:	MICH 42-35.....	Champaign
2022:	MICH 19-17.....	@ Ann Arbor

MICHIGAN STATE

(MICHIGAN STATE LEADS 27-19-2)
in Champaign: MSU leads 14-10-1
in East Lansing: MSU leads 13-9-1
Bret Bielema vs. MSU: 3-5
Mel Tucker vs. ILL: 1-0
Longest ILL streak: 6 (1980-1985)
Longest MSU streak: 9 (1995-2000, 03-05)
Last 10 meetings: MSU leads 7-3

1955:	MSU 21-7.....	@ East Lansing
1956:	ILL 20-13.....	Champaign
1957:	MSU 19-14.....	@ East Lansing
1958:	ILL 16-0.....	Champaign
1961:	MSU 34-7.....	@ East Lansing
1962:	ILL 7-6.....	Champaign
1963:	ILL 13-0.....	@ East Lansing
1964:	ILL 16-0.....	Champaign
1965:	MSU 22-12.....	@ East Lansing
1966:	MSU 26-10.....	Champaign
1971:	MSU 10-0.....	@ East Lansing
1972:	MSU 24-0.....	Champaign
1973:	ILL 6-3.....	@ East Lansing
1974:	Tie, 21-21.....	Champaign
1975:	ILL 21-19.....	@ East Lansing
1976:	MSU 31-23.....	Champaign
1977:	MSU 49-20.....	@ East Lansing
1978:	MSU 59-19.....	Champaign
1979:	MSU 33-16.....	@ East Lansing
1980:	ILL 20-17.....	Champaign
1981:	ILL 27-17.....	@ East Lansing
1982:	ILL 23-16.....	Champaign
1983:	ILL 20-10.....	@ East Lansing
1984:	ILL 40-7.....	Champaign
1985:	ILL 30-17.....	@ East Lansing
1986:	MSU 29-21.....	Champaign
1987:	Tie, 14-14.....	@ East Lansing
1988:	MSU 28-21.....	Champaign
1989:	ILL 14-10.....	@ East Lansing
1990:	ILL 15-13.....	Champaign
1991:	MSU 27-24.....	@ East Lansing
1992:	ILL 14-10.....	Champaign
1995:	MSU 27-21.....	Champaign
1996:	MSU 21-14.....	@ East Lansing
1997:	MSU 27-17.....	Champaign
1998:	MSU 41-9.....	@ East Lansing
1999:	MSU 27-10.....	Champaign
2000:	MSU 14-10.....	@ East Lansing
2003:	MSU 49-14.....	Champaign
2004:	MSU 38-25.....	@ East Lansing
2005:	MSU 61-14.....	Champaign
2006:	ILL 23-20.....	@ East Lansing
2009:	MSU 24-14.....	Champaign
2010:	MSU 26-6.....	@ East Lansing
2013:	MSU 42-3.....	Champaign
2016:	ILL 31-27.....	Champaign
2019:	ILL 37-34.....	@ East Lansing
2022:	MSU 23-15.....	Champaign

MIDDLE TENNESSEE

(ILLINOIS LEADS 3-0)
 1998: ILL 48-20..... Champaign

2000: ILL 35-6..... Champaign
 2015: ILL 27-25..... Champaign

MILLIKIN

(ILLINOIS LEADS 3-0)
 1909: ILL 23-0..... Champaign
 1910: ILL 13-0..... Champaign
 1911: ILL 33-0..... Champaign

MINNESOTA

(MINNESOTA LEADS 40-32-3)
in Champaign: ILL leads 19-17-1
in Minneapolis: MINN leads 23-13-2
Bret Bielema vs. MINN: 9-0
P.J. Fleck vs. ILL: 4-3
Longest ILL streak: 5 (1981-1984, 1987)
Longest MINN streak: 7 (1900-1903, 1911-1913)
Last 10 meetings: MINN leads 6-4

1898:	ILL 11-10.....	Champaign
1900:	MINN 23-0.....	@ Minneapolis
1901:	MINN 16-0.....	Champaign
1902:	MINN 17-5.....	@ Minneapolis
1903:	MINN 32-0.....	Champaign
1911:	MINN 11-0.....	Champaign
1912:	MINN 13-0.....	@ Minneapolis
1913:	MINN 19-9.....	Champaign
1914:	ILL 21-6.....	@ Minneapolis
1915:	Tie 6-6.....	Champaign
1916:	ILL 14-9.....	@ Minneapolis
1917:	MINN 27-6.....	Champaign
1919:	ILL 10-6.....	@ Minneapolis
1920:	ILL 17-7.....	Champaign
1924:	MINN 20-7.....	@ Minneapolis
1941:	MINN 34-6.....	@ Minneapolis
1942:	ILL 20-13.....	Champaign
1947:	ILL 40-13.....	Champaign
1948:	MINN 6-0.....	@ Minneapolis
1952:	MINN 13-7.....	@ Minneapolis
1953:	ILL 27-7.....	Champaign
1954:	MINN 19-6.....	@ Minneapolis
1955:	ILL 21-13.....	Champaign
1956:	MINN 16-13.....	@ Minneapolis
1957:	ILL 34-13.....	Champaign
1958:	ILL 20-8.....	@ Minneapolis
1959:	ILL 14-6.....	Champaign
1960:	MINN 21-10.....	@ Minneapolis
1961:	MINN 33-0.....	Champaign
1962:	MINN 17-0.....	@ Minneapolis
1963:	ILL 16-6.....	Champaign
1964:	ILL 14-0.....	@ Minneapolis
1967:	MINN 10-7.....	Champaign
1968:	MINN 17-10.....	@ Minneapolis
1973:	MINN 19-16.....	Champaign
1974:	ILL 17-14.....	@ Minneapolis
1975:	ILL 42-23.....	Champaign
1976:	MINN 24-19.....	@ Minneapolis
1977:	MINN 21-0.....	Champaign
1978:	MINN 24-6.....	@ Minneapolis
1979:	Tie 17-17.....	@ Minneapolis
1980:	MINN 21-18.....	Champaign
1981:	ILL 38-29.....	Champaign
1982:	ILL 42-24.....	@ Minneapolis
1983:	ILL 50-23.....	@ Minneapolis
1984:	ILL 48-3.....	Champaign
1987:	ILL 27-17.....	Champaign
1988:	Tie 27-27.....	@ Minneapolis
1991:	ILL 24-3.....	Champaign
1992:	MINN 18-17.....	@ Minneapolis
1993:	ILL 23-20.....	Champaign
1994:	ILL 21-17.....	@ Minneapolis
1995:	ILL 48-14.....	Champaign
1996:	MINN 23-21.....	@ Minneapolis
1999:	MINN 37-7.....	Champaign
2000:	MINN 44-10.....	@ Minneapolis
2001:	ILL 25-14.....	Champaign
2002:	MINN 31-10.....	@ Minneapolis
2003:	MINN 36-10.....	Champaign
2004:	MINN 45-0.....	@ Minneapolis
2007:	ILL 44-17.....	@ Minneapolis
2008:	MINN 27-20.....	Champaign
2009:	ILL 35-32.....	@ Minneapolis
2010:	MINN 38-34.....	Champaign
2011:	MINN 27-7.....	@ Minneapolis
2012:	MINN 17-3.....	Champaign
2014:	ILL 28-24.....	Champaign
2015:	MINN 32-23.....	@ Minneapolis
2016:	MINN 40-17.....	Champaign
2017:	MINN 24-17.....	@ Minneapolis
2018:	ILL 55-31.....	Champaign
2019:	MINN 40-17.....	@ Minneapolis
2020:	MINN 41-14.....	Champaign
2021:	ILL 14-6.....	@ Minneapolis
2022:	ILL 26-14.....	Champaign

MISSISSIPPI STATE

(MISSISSIPPI STATE LEADS 2-1)
 1923: ILL 27-0..... Champaign
 1980: MSU 28-12..... Champaign
 2022: MSU 19-10*..... @ Tampa, Fla.
** ReliaQuest Bowl*

MISSOURI

(MISSOURI LEADS 17-7)
 1896: ILL 10-0..... @ St. Louis
 1913: ILL 24-7..... Champaign
 1949: MU 27-20..... Champaign
 1966: MU 21-14..... Champaign
 1968: MU 44-0..... Champaign
 1969: MU 37-6*..... @ St. Louis
 1975: MU 30-20..... Champaign
 1976: ILL 31-6..... @ Columbia
 1977: ILL 11-7..... Champaign
 1978: MU 45-3..... @ Columbia
 1979: MU 14-6..... Champaign
 1980: MU 52-7..... @ Columbia
 1983: MU 28-18..... @ Columbia
 1984: ILL 30-24..... Champaign
 1991: MU 23-19..... @ Columbia
 1992: ILL 24-17..... Champaign
 1993: MU 31-3..... @ Columbia
 1994: ILL 42-0..... Champaign
 2002: MU 33-20#..... @ St. Louis
 2003: MU 22-15#..... @ St. Louis
 2007: MU 40-34#..... @ St. Louis
 2008: MU 52-42#..... @ St. Louis
 2009: MU 37-9#..... @ St. Louis
 2010: MU 23-13#..... @ St. Louis
 * Busch Stadium
 # Edward Jones Dome

MONMOUTH

(ILLINOIS LEADS 2-0)
 1902: ILL 33-0..... Champaign
 1908: ILL 17-6..... Champaign

MUNICIPAL PIER

(MUNICIPAL PIER LEADS 1-0)
 1918: MP 7-0..... Champaign

MURRAY STATE

(ILLINOIS LEADS 1-0)
 2016: ILL 52-3..... Champaign

NAVY

(NAVY LEADS 1-0)
 1979: NAVY 13-12..... Champaign

NEBRASKA

(NEBRASKA LEADS 13-6-1)
in Champaign: NEB leads 4-3-1
in Lincoln: NEB leads 9-3
Bret Bielema vs. NEB: 4-1
Matt Rhule vs. ILL: 0-0
Longest ILL streak: 3 (2020-current)
Longest NEB streak: 4 (1985-2014 & 1892-1905)
Last 10 meetings: NEB leads 6-4

1892:	NEB 6-0.....	@ Lincoln
1903:	NEB 16-0.....	@ Lincoln
1904:	NEB 16-10.....	@ Lincoln
1905:	NEB 6-24.....	@ Lincoln
1923:	ILL 24-7.....	Champaign
1924:	ILL 9-6.....	@ Lincoln
1925:	NEB 14-0.....	Champaign
1953:	Tie 21-21.....	Champaign
1985:	NEB 52-25.....	@ Lincoln
1986:	NEB 59-14.....	Champaign
2013:	NEB 39-19.....	@ Lincoln
2014:	NEB 45-14.....	@ Lincoln
2015:	ILL 14-13.....	Champaign
2016:	NEB 31-16.....	@ Lincoln
2017:	NEB 28-6.....	Champaign
2018:	NEB 54-34.....	@ Lincoln
2019:	NEB 42-38.....	Champaign
2020:	ILL 41-23.....	@ Lincoln
2021:	ILL 30-22.....	Champaign
2022:	ILL 26-9.....	@ Lincoln

NORTH CAROLINA

(NORTH CAROLINA LEADS 4-0)
 1971: UNC 27-0..... Champaign
 1987: UNC 34-14..... @ Chapel Hill
 2015: UNC 48-14..... @ Chapel Hill
 2016: UNC 48-23..... Champaign

NORTHERN ILLINOIS

(ILLINOIS LEADS 4-0)
 1992: ILL 30-14..... Champaign

1994: ILL 34-10..... Champaign
 2001: ILL 17-12..... Champaign
 2010: ILL 28-22..... Champaign

NORTH DIVISION

(ILLINOIS LEADS 1-0)
 1902: ILL 34-6..... Champaign

NORTHWESTERN COLLEGE

(ILLINOIS LEADS 2-0)
 1904: ILL 10-0..... Champaign
 1905: ILL 24-0..... Champaign

NORTHWESTERN

(ILLINOIS LEADS 57-54-5)
in Champaign: ILL leads 27-23-2
in Evanston: NU leads 30-28-3
Neutral Sites: ILL leads 2-1
Bret Bielema vs. NU: 4-1
Pat Fitzgerald vs. ILL: 11-6
Longest ILL streak: 7 (1913-1928; 1979-1985)
Longest NU streak: 6 (2015-20)
Last 10 meetings: NU leads 7-3

1892:	Tied 16-16.....	Champaign
1893:	Tied 0-0.....	@ Evanston
1894:	ILL 66-0.....	Champaign
1895:	ILL 38-4.....	Champaign
1896:	NU 10-4.....	Champaign
1900:	Tied 0-0.....	@ Evanston
1901:	NU 17-11.....	Champaign
1902:	ILL 17-0.....	@ Evanston
1903:	NU 12-11.....	Champaign
1904:	NU 12-6.....	@ Evanston
1908:	ILL 64-8.....	Champaign
1909:	ILL 35-0.....	@ Evanston
1910:	ILL 27-0.....	@ Evanston
1911:	ILL 27-13.....	Champaign
1912:	NU 6-0.....	@ Evanston
1913:	ILL 37-0.....	Champaign
1914:	ILL 33-0.....	@ Evanston
1915:	ILL 36-6.....	Champaign
1922:	ILL 6-3.....	@ Wrigley Field, Chicago
1923:	ILL 29-0.....	@ Wrigley Field, Chicago
1927:	ILL 7-6.....	@ Evanston
1928:	ILL 6-0.....	Champaign
1929:	NU 7-0.....	@ Evanston
1930:	NU 32-0.....	Champaign
1931:	NU 32-6.....	@ Evanston
1932:	NU 26-0.....	Champaign
1933:	ILL 3-0.....	@ Evanston
1934:	ILL 14-3.....	@ Evanston
1935:	NU 10-3.....	@ Evanston
1936:	NU 13-2.....	Champaign
1937:	ILL 6-0.....	@ Evanston
1938:	NU 13-0.....	Champaign
1939:	NU 13-0.....	@ Evanston
1940:	NU 32-14.....	@ Evanston
1941:	NU 27-0.....	@ Evanston
1942:	ILL 14-7.....	@ Evanston
1943:	NU 53-6.....	@ Evanston
1944:	ILL 25-6.....	@ Evanston
1945:	NU 13-7.....	@ Evanston
1946:	ILL 20-0.....	@ Evanston
1947:	NU 28-13.....	Champaign
1948:	NU 20-7.....	@ Evanston
1949:	NU 9-7.....	Champaign
1950:	NU 14-7.....	@ Evanston
1951:	ILL 3-0.....	@ Evanston
1952:	NU 28-26.....	Champaign
1953:	ILL 39-14.....	@ Evanston
1954:	NU 20-7.....	Champaign
1955:	Tie 7-7.....	@ Evanston
1956:	NU 14-13.....	@ Evanston
1957:	ILL 27-0.....	Champaign
1958:	ILL 27-20.....	Champaign
1959:	ILL 28-0.....	Champaign
1960:	NU 14-7.....	@ Evanston
1961:	NU 28-7.....	Champaign
1962:	NU 45-0.....	@ Evanston
1963:	ILL 10-9.....	Champaign
1964:	ILL 17-6.....	@ Evanston
1965:	ILL 20-6.....	@ Evanston
1966:	NU 35-7.....	@ Evanston
1967:	ILL 27-21.....	@ Evanston
1968:	ILL 14-0.....	Champaign
1969:	NU 10-6.....	Champaign
1970:	NU 48-0.....	@ Evanston
1971:	ILL 24-7.....	Champaign
1972:	ILL 43-13.....	@ Evanston
1973:	NU 9-6.....	@ Evanston
1974:	ILL 28-14.....	Champaign
1975:	ILL 28-7.....	@ Evanston
1976:	ILL 48-6.....	Champaign
1977:	NU 21-7.....	@ Evanston

ALL-TIME SERIES RECORDS

1978:	Tie 0-0	Champaign
1979:	ILL 29-13	@ Evanston
1980:	ILL 35-9	Champaign
1981:	ILL 49-12	@ Evanston
1982:	ILL 49-13	Champaign
1983:	ILL 56-24	@ Evanston
1984:	ILL 24-16	Champaign
1985:	ILL 45-20	@ Evanston
1986:	NU 23-18	Champaign
1987:	NU 28-10	@ Evanston
1988:	ILL 14-9	Champaign
1989:	ILL 63-14	@ Evanston
1990:	ILL 28-23	Champaign
1991:	NU 17-11	@ Evanston
1992:	NU 27-26	Champaign
1993:	ILL 20-13	Champaign
1994:	ILL 28-7	@ Evanston
1995:	NU 17-14	Champaign
1996:	NU 27-24	@ Evanston
1997:	NU 34-21	Champaign
1998:	ILL 13-10	@ Evanston
1999:	ILL 27-9	Champaign
2000:	NU 61-23	@ Evanston
2001:	ILL 34-28	Champaign
2002:	ILL 31-24	@ Evanston
2003:	NU 37-20	Champaign
2004:	NU 28-21	@ Evanston
2005:	NU 38-21	Champaign
2006:	NU 27-16	@ Evanston
2007:	ILL 41-22	Champaign
2008:	NU 27-10	@ Evanston
2009:	NU 21-16	Champaign
2010:	ILL 48-27	@ Wrigley Field, Chicago
2011:	ILL 38-35	Champaign
2012:	NU 50-14	@ Evanston
2013:	NU 37-34	Champaign
2014:	ILL 47-33	@ Evanston
2015:	NU 24-14	@ Soldier Field, Chicago
2016:	NU 42-21	@ Evanston
2017:	NU 42-7	Champaign
2018:	NU 24-16	@ Evanston
2019:	NU 29-10	Champaign
2020:	NU 28-10	@ Evanston
2021:	ILL 47-14	Champaign
2022:	ILL 41-3	@ Evanston

NOTRE DAME

(NOTRE DAME LEADS 11-0-1)

1898:	ND 5-0	Champaign
1937:	Tie 0-0	Champaign
1938:	ND 14-6	@ South Bend
1940:	ND 26-0	Champaign
1941:	ND 49-14	@ South Bend
1942:	ND 6-0	Champaign
1943:	ND 47-0	@ South Bend
1944:	ND 13-7	Champaign
1945:	ND 7-0	@ South Bend
1946:	ND 26-6	Champaign
1967:	ND 47-7	Champaign
1968:	ND 58-8	@ South Bend

OBERLIN

(SERIES TIED 1-1)

1893:	OBN 34-24	Champaign
1896:	ILL 22-6	Champaign

OHIO UNIVERSITY

(OHIO LEADS 3-2)

1935:	OHIO 6-0	Champaign
1937:	ILL 20-6	Champaign
1938:	OHIO 6-0	Champaign
1950:	ILL 28-2	Champaign
2006:	OHIO 20-17	Champaign

OHIO STATE

(OHIO STATE LEADS 68-31-4)

in Champaign: OSU leads 37-12-0

in Columbus: OSU leads 30-18-4

Neutral Sites: OSU leads 2-0

Bret Bielema vs. OSU: 1-5

Ryan Day vs. ILL: 0-0

Longest ILL streak: 5 (1988-92)

Longest OSU streak: 15 (1968-82)

Last 10 meetings: OSU leads 9-1

1902:	Tie 0-0	@ Columbus
1904:	ILL 46-0	@ Columbus
1914:	ILL 37-0	Champaign
1915:	Tie 3-3	@ Columbus
1916:	OSU 7-6	Champaign
1917:	OSU 13-0	@ Columbus
1918:	ILL 13-0	Champaign
1919:	ILL 9-7	@ Columbus
1920:	OSU 7-0	Champaign
1921:	ILL 7-0	@ Columbus

1922:	OSU 6-3	Champaign
1923:	ILL 9-0	@ Columbus
1924:	ILL 7-0	Champaign
1925:	ILL 14-9	@ Columbus
1926:	OSU 7-6	Champaign
1927:	ILL 13-0	@ Columbus
1928:	ILL 8-0	Champaign
1929:	ILL 27-0	@ Columbus
1930:	OSU 12-9	Champaign
1931:	OSU 40-0	@ Columbus
1932:	OSU 3-0	Champaign
1933:	OSU 7-6	@ Columbus
1934:	ILL 14-13	Champaign
1935:	OSU 6-0	@ Columbus
1936:	OSU 13-0	Champaign
1937:	OSU 19-0	@ Columbus
1938:	OSU 32-14	Champaign
1939:	OSU 21-0	@ Columbus
1940:	OSU 14-6	Champaign
1941:	OSU 12-7	@ Columbus
1942:	OSU 44-20	@ Cleveland
1943:	OSU 29-26	@ Columbus
1944:	OSU 26-12	@ Cleveland
1945:	OSU 27-2	@ Columbus
1946:	ILL 16-7	Champaign
1947:	ILL 28-7	@ Columbus
1948:	OSU 34-7	Champaign
1949:	OSU 30-17	@ Columbus
1950:	ILL 14-7	Champaign
1951:	Tie 0-0	@ Columbus
1952:	OSU 27-7	Champaign
1953:	ILL 41-20	@ Columbus
1954:	OSU 40-7	Champaign
1955:	OSU 27-12	@ Columbus
1956:	OSU 26-6	Champaign
1957:	OSU 21-7	@ Columbus
1958:	OSU 19-13	Champaign
1959:	ILL 9-0	@ Columbus
1960:	OSU 34-7	Champaign
1961:	OSU 44-0	@ Columbus
1962:	OSU 51-15	Champaign
1963:	Tie 20-20	@ Columbus
1964:	OSU 26-0	Champaign
1965:	OSU 28-14	@ Columbus
1966:	ILL 10-9	Champaign
1967:	ILL 17-13	@ Columbus
1968:	OSU 31-24	Champaign
1969:	OSU 41-0	@ Columbus
1970:	OSU 48-29	Champaign
1971:	OSU 24-10	Champaign
1972:	OSU 26-7	@ Columbus
1973:	OSU 30-0	Champaign
1974:	OSU 49-7	@ Columbus
1975:	OSU 40-3	Champaign
1976:	OSU 42-10	@ Columbus
1977:	OSU 35-0	Champaign
1978:	OSU 45-7	@ Columbus
1979:	OSU 44-7	Champaign
1980:	OSU 49-42	@ Columbus
1981:	OSU 34-27	@ Columbus
1982:	OSU 26-21	Champaign
1983:	ILL 17-13	Champaign
1984:	OSU 45-38	@ Columbus
1985:	ILL 31-28	Champaign
1986:	OSU 14-0	Champaign
1987:	OSU 10-6	@ Columbus
1988:	ILL 31-12	@ Columbus
1989:	ILL 34-14	Champaign
1990:	ILL 31-20	@ Columbus
1991:	ILL 10-7	Champaign
1992:	ILL 18-16	@ Columbus
1993:	OSU 20-12	Champaign
1994:	ILL 24-10	@ Columbus
1995:	OSU 41-3	@ Columbus
1996:	OSU 48-0	Champaign
1997:	OSU 41-6	@ Columbus
1998:	OSU 41-0	Champaign
1999:	ILL 46-20	@ Columbus
2000:	OSU 24-21	Champaign
2001:	ILL 34-22	@ Columbus
2002:	OSU 23-16	ot
2005:	OSU 40-2	@ Columbus
2006:	OSU 17-10	Champaign
2007:	ILL 28-21	@ Columbus
2008:	OSU 30-20	Champaign
2009:	OSU 30-0	@ Columbus
2010:	OSU 24-13	Champaign
2011:	OSU 17-7	Champaign
2012:	OSU 52-22	@ Columbus
2013:	OSU 60-35	Champaign
2014:	OSU 55-14	@ Columbus
2015:	OSU 28-3	Champaign
2017:	OSU 52-14	@ Columbus
2020:	Cancelled (COVID-19)	Champaign

OKLAHOMA

(ILLINOIS LEADS 1-0)

1917:	ILL 13-0	Champaign
-------	----------	-----------

OREGON

(OREGON LEADS 2-1)

1970:	ILL 20-16	Champaign
1993:	ORE 13-7	Champaign
1995:	ORE 34-31	@ Eugene

OREGON STATE

(OREGON STATE LEADS 1-0)

1965:	OSU 12-10	Champaign
-------	-----------	-----------

OSTEOPATHS

(ILLINOIS LEADS 2-0)

1902:	ILL 22-0	Champaign
1903:	ILL 36-0	Champaign

PASTIME A.C.

(ILLINOIS LEADS 2-0)

1893:	ILL 18-16	@ St. Louis
1894:	ILL 10-0	Champaign

PENNSYLVANIA

(ILLINOIS LEADS 2-0)

1925:	ILL 24-2	@ Philadelphia
1926:	ILL 3-0	Champaign

PENN STATE

(PENN STATE LEADS 20-6)

in Champaign: PSU leads 9-4

in University Park: PSU leads 10-2

Neutral Sites: PSU leads 1-0

Bret Bielema vs. PSU: 3-3

James Franklin vs. ILL: 3-2

Longest ILL streak: 1 (six times)

Longest PSU streak: 7 (1972, 1993-94 1997-2000)

Last 10 meetings: PSU 7-3

1954:	PSU 14-12	Champaign
1959:	PSU 20-9	@ Cleveland, Ohio
1960:	ILL 10-8	Champaign
1972:	PSU 35-17	Champaign
1993:	PSU 28-14	@ University Park
1994:	PSU 35-31	Champaign
1997:	PSU 41-6	Champaign
1998:	PSU 27-0	@ University Park
1999:	PSU 27-7	Champaign
2000:	PSU 39-25	@ University Park
2001:	ILL 33-28	Champaign
2002:	PSU 18-7	@ University Park
2005:	PSU 63-10	Champaign
2006:	PSU 26-12	@ University Park
2007:	ILL 27-20	Champaign
2008:	PSU 38-24	@ University Park
2009:	PSU 35-17	Champaign
2010:	ILL 33-13	@ University Park
2011:	PSU 10-7	@ University Park
2012:	PSU 35-7	Champaign
2013:	PSU 24-17	@ University Park
2014:	ILL 16-14	Champaign
2015:	PSU 39-0	@ University Park
2018:	PSU 63-24	Champaign
2020:	PSU 56-21	@ University Park
2021:	ILL 20-18 (9 OT)	@ University Park

PHYSICIANS-SURGEONS

(ILLINOIS LEADS 6-1)

1897:	ILL 6-0	Champaign
1898:	PS 11-6	Champaign
1900:	ILL 6-0	Champaign
1901:	ILL 23-0	Champaign
1903:	ILL 40-0	Champaign
1904:	ILL 26-0	Champaign
1905:	ILL 30-0	Champaign

PITTSBURGH

(ILLINOIS LEADS 6-2)

1943:	ILL 33-25	Champaign
1944:	ILL 39-5	@ Pittsburgh
1945:	ILL 23-6	Champaign
1946:	ILL 33-7	@ Pittsburgh
1947:	ILL 14-0	Champaign
1967:	ILL 34-6	Champaign
1980:	PITT 26-6	@ Pittsburgh
1982:	PITT 20-3	Champaign

PURDUE

(PURDUE LEADS 47-45-6)

in Champaign: Purdue leads 24-22-2

in West Lafayette: Series tied 23-23-4

Ryan Bielema vs. PUR: 5-2

Ryan Walters vs. ILL: 0-0

Longest ILL streak: 6 (1907-11; 1988-93)

Longest PUR streak: 5 (2003-09)

Last 10 meetings: PUR leads 7-3

1890:	PUR 62-0	@ West Lafayette
1892:	PUR 12-6	Champaign
1893:	Tie 26-26	@ West Lafayette
1894:	PUR 22-2	Champaign
1895:	PUR 6-2	@ West Lafayette
1896:	Tie 4-4	@ West Lafayette
1897:	ILL 34-4	Champaign
1899:	PUR 5-0	@ West Lafayette
1900:	ILL 17-5	Champaign
1901:	ILL 28-6	@ West Lafayette
1902:	ILL 29-5	Champaign
1903:	ILL 24-0	@ West Lafayette
1904:	ILL 24-6	@ West Lafayette
1905:	PUR 29-0	Champaign
1906:	ILL 5-0	@ West Lafayette
1907:	ILL 21-4	Champaign
1908:	ILL 15-6	@ West Lafayette
1909:	ILL 24-6	Champaign
1910:	ILL 11-0	@ West Lafayette
1911:	ILL 12-3	Champaign
1912:	Tie 9-9	@ West Lafayette
1913:	Tie 0-0	Champaign
1916:	ILL 14-7	@ West Lafayette
1917:	ILL 27-0	Champaign
1919:	ILL 14-7	@ West Lafayette
1930:	PUR 25-0	Champaign
1931:	PUR 7-0	@ West Lafayette
1943:	PUR 40-21	@ West Lafayette
1944:	PUR 35-19	Champaign
1946:	ILL 43-7	Champaign
1947:	PUR 14-7	@ West Lafayette
1948:	ILL 10-6	Champaign
1949:	ILL 19-0	@ West Lafayette
1952:	PUR 40-12	Champaign
1953:	ILL 21-0	Champaign
1954:	PUR 28-14	@ West Lafayette
1955:	PUR 13-0	Champaign
1956:	Tie 7-7	@ West Lafayette
1957:	PUR 21-6	Champaign
1958:	PUR 31-8	@ West Lafayette
1959:	Tie 7-7	Champaign
1960:	ILL 14-12	@ West Lafayette
1961:	PUR 23-9	Champaign
1962:	ILL 14-10	@ West Lafayette
1963:	ILL 41-21	Champaign
1964:	PUR 26-14	@ West Lafayette
1965:	ILL 21-0	Champaign
1966:	PUR 25-21	@ West Lafayette
1967:	PUR 42-9	Champaign
1968:	PUR 35-17	@ West Lafayette
1969:	PUR 49-22	Champaign
1970:	ILL 23-21	@ West Lafayette
1971:	ILL 21-7	Champaign
1972:	PUR 20-14	@ West Lafayette
1973:	ILL 15-13	Champaign
1974:	ILL 27-23	@ West Lafayette
1975:	PUR 26-24	Champaign
1976:	ILL 21-17	@ West Lafayette
1977:	ILL 29-22	@ West Lafayette
1978:	PUR 13-0	Champaign
1979:	PUR 28-14	@ West Lafayette
1980:	PUR 45-20	Champaign
1981:	PUR 44-20	@ West Lafayette
1982:	ILL 38-34	Champaign
1983:		

ALL-TIME SERIES RECORDS

2011:	PUR 21-14	@ West Lafayette
2012:	PUR 20-17	Champaign
2013:	ILL 20-16	@ West Lafayette
2014:	PUR 38-27	Champaign
2015:	ILL 48-14	@ West Lafayette
2016:	PUR 34-31 (ot)	Champaign
2017:	PUR 29-10	@ West Lafayette
2018:	PUR 46-7	Champaign
2019:	ILL 24-6	@ West Lafayette
2020:	PUR 31-24	Champaign
2021:	PUR 13-9	@ West Lafayette
2022:	PUR 31-24	Champaign

ROLLA MINES

(ILLINOIS LEADS 1-0)		
1915:	ILL 75-7	Champaign

ROSE POLY

(ILLINOIS LEADS 1-0)		
1900:	ILL 26-0	Champaign

RUSH-LAKE FOREST

(ILLINOIS LEADS 2-0)		
1895:	ILL 38-0	Champaign
1903:	ILL 64-0	Champaign

RUTGERS

(ILLINOIS LEADS 5-3)		
in Champaign: ILL leads 2-2		
in Piscataway: ILL leads 3-1		
Bret Bielema vs. RUT: 0-1		
Greg Schiano vs. ILL: 2-2		
Longest ILL streak: 3 (2018-20)		
Longest RUT streak: 1 (2006; 2017; 2021)		
2005:	ILL 33-30 (ot)	Champaign
2006:	RU 33-0	@ Piscataway
2016:	ILL 24-7	@ Piscataway
2017:	RU 35-24	Champaign
2018:	ILL 38-17	@ Piscataway
2019:	ILL 38-10	Champaign
2020:	ILL 23-20	@ Piscataway
2021:	RUT 20-14	Champaign

ST. LOUIS U.

(ILLINOIS LEADS 4-0)		
1899:	ILL 29-0	@ St. Louis
1905:	ILL 12-6	Champaign
1911:	ILL 9-0	Champaign
1931:	ILL 20-6	Champaign

SAN DIEGO STATE

(ILLINOIS LEADS 2-0)		
1999:	ILL 38-10	Champaign
2000:	ILL 49-13	@ San Diego

SAN JOSE STATE

(SERIES TIED 1-1)		
2002:	SJSU 38-35	Champaign
2005:	ILL 40-19	Champaign

SOUTHERN CALIFORNIA

(USC LEADS 11-2)		
1935:	ILL 19-0	@ Los Angeles
1936:	USC 24-6	Champaign
1939:	USC 26-0	@ Los Angeles
1940:	USC 13-7	Champaign
1961:	USC 14-10	@ Los Angeles
1962:	USC 28-16	Champaign
1971:	USC 28-0	@ Los Angeles
1972:	USC 55-20	Champaign
1985:	USC 20-10	Champaign
1986:	USC 31-16	@ Los Angeles
1989:	ILL 14-13	@ Los Angeles
1996:	USC 55-3	Champaign
2007:	USC 49-17*	@ Pasadena

* Rose Bowl

SOUTHERN ILLINOIS

(ILLINOIS LEADS 4-0)		
1985:	ILL 28-25	Champaign
1990:	ILL 56-21	Champaign
2010:	ILL 35-3	Champaign
2013:	ILL 42-34	Champaign

SOUTHERN METHODIST

(SERIES TIED 1-1)		
1965:	ILL 42-0	Champaign
1966:	SMU 26-7	@ Dallas

SOUTHERN MISSISSIPPI

(SOUTHERN MISSISSIPPI LEADS 2-0)		
1997:	USM 24-7	Champaign
2002:	USM 33-20	@ Hattiesburg

SOUTH DAKOTA

(ILLINOIS LEADS 2-0)		
1921:	ILL 52-0	Champaign
1942:	ILL 46-0	Champaign

SOUTH DAKOTA STATE

(ILLINOIS LEADS 1-0)		
2011:	ILL 56-3	Champaign

SOUTH FLORIDA

(SOUTH FLORIDA LEADS 2-0)		
2017:	USF 47-23	@ Tampa
2018:	USF 25-19	@ Soldier Field, Chicago

STANFORD

(STANFORD LEADS 6-4)		
1952:	ILL 40-7*	@ Pasadena, Calif.
1953:	ILL 33-21	Champaign
1954:	STAN 12-2	@ Stanford
1966:	STAN 6-3	Champaign
1973:	STAN 24-0	Champaign
1974:	ILL 41-7	@ Stanford
1977:	STAN 37-24	@ Stanford
1978:	STAN 35-10	Champaign
1983:	ILL 17-7	Champaign
1984:	STAN 34-19	@ Stanford

* Rose Bowl

SYRACUSE

(ILLINOIS LEADS 10-2)		
1909:	ILL 17-8	@ Syracuse
1910:	ILL 3-0	Champaign
1951:	ILL 41-20	Champaign
1953:	ILL 20-13	Champaign
1954:	ILL 34-6	Champaign
1970:	ILL 27-0	Champaign
1977:	SU 30-20	Champaign
1978:	ILL 28-14	@ Syracuse
1981:	ILL 17-14	Champaign
1982:	ILL 47-10	@ Syracuse
2006:	SU 31-21	Champaign
2007:	ILL 41-20	@ Syracuse

TEXAS A&M

(TEXAS A&M LEADS 2-0)		
1975:	TAMU 43-13	@ College Station
1976:	TAMU 14-7	Champaign

TULANE

(TULANE LEADS 1-0)		
1970:	TUL 23-9	Champaign

TEXAS STATE

(ILLINOIS LEADS 1-0)		
2014:	ILL 42-35	Champaign

UCLA

(UCLA LEADS 6-5)		
1947:	ILL 45-14*	@ Pasadena
1950:	ILL 14-6	@ Pasadena
1951:	ILL 27-13	Champaign
1957:	UCLA 16-6	@ Pasadena
1958:	UCLA 18-14	Champaign
1963:	ILL 18-12	@ Pasadena
1964:	ILL 26-7	Champaign
1984:	UCLA 45-9*	@ Pasadena
1991:	UCLA 6-3#	@ El Paso, Texas
2003:	UCLA 6-3	@ Pasadena
2004:	UCLA 35-17	Champaign
2011:	ILL 20-14^	San Francisco

* Rose Bowl # Sun Bowl ^ Kraft Fight Hunger Bowl

UTAH

(ILLINOIS LEADS 1-0)		
1988:	ILL 35-24	Champaign

UTAH STATE

(ILLINOIS LEADS 1-0)		
1989:	ILL 41-2	Champaign

UTSA

(UTSA LEADS 1-0)		
2021:	UTSA 37-30	Champaign

VIRGINIA

(ILLINOIS LEADS 3-1)		
1990:	ILL 31-21*	@ Orlando, Fla.
1999:	ILL 63-21#	@ Miami, Fla.
2021:	UVA 42-14	@ Charlottesville
2022:	ILL 24-3	Champaign

* Florida Citrus Bowl # Micronpc.com Bowl

WABASH COLLEGE

(ILLINOIS LEADS 7-0-1)		
1893:	ILL 60-6	Champaign
1894:	ILL 36-6	@ Crawfordsville, Ind.
1895:	ILL 48-0	Champaign
1904:	ILL 23-2	Champaign
1905:	ILL 6-0	Champaign
1906:	Tie 0-0	Champaign
1925:	ILL 25-0	Champaign
1926:	ILL 27-13	Champaign

WASHINGTON

(WASHINGTON LEADS 7-4)		
1950:	ILL 20-13	Champaign
1951:	ILL 27-20	@ Seattle
1952:	ILL 48-14	Champaign
1956:	WASH 28-13	@ Seattle
1961:	WASH 20-7	Champaign
1962:	WASH 28-7	@ Seattle
1964:	ILL 17-7*	@ Pasadena, Calif.
1971:	WASH 52-14	Champaign
1972:	WASH 31-11	@ Seattle
2013:	WASH 34-24	@ Soldier Field, Chicago
2014:	WASH 44-19	@ Seattle

* Rose Bowl

WASHINGTON STATE

(WSU LEADS 5-2)		
1969:	WSU 19-18	Champaign
1974:	ILL 21-19	Champaign
1975:	ILL 27-21	Champaign
1988:	WSU 44-7	Champaign
1994:	WSU 10-9	@ Soldier Field, Chicago
1997:	WSU 35-22	Champaign
1998:	WSU 20-13	@ Pullman

WASHINGTON U. (ST. LOUIS)

(ILLINOIS LEADS 9-0)		
1892:	ILL 22-0	@ St. Louis
1901:	ILL 21-0	Champaign
1902:	ILL 44-0	Champaign
1904:	ILL 31-0	Champaign
1912:	ILL 13-0	Champaign
1933:	ILL 21-6	@ St. Louis
1934:	ILL 12-7	@ St. Louis
1935:	ILL 28-6	Champaign
1936:	ILL 13-7	Champaign

WESTERN ILLINOIS

(ILLINOIS LEADS 2-0)		
2007:	ILL 21-0	Champaign
2015:	ILL 44-0	Champaign

WESTERN KENTUCKY

(ILLINOIS LEADS 3-0)		
2014:	ILL 42-34	Champaign
2017:	ILL 20-7	Champaign
2018:	ILL 34-14	Champaign

WESTERN MICHIGAN

(ILLINOIS LEADS 4-2)		
1947:	ILL 60-14	Champaign
2004:	ILL 30-27	Champaign
2008:	WMU 23-17#	@ Detroit, Mich.
2011:	ILL 23-20	Champaign
2012:	ILL 24-7	Champaign
2016:	WMU 34-10	Champaign

at Ford Field

WEST VIRGINIA

(SERIES TIED 1-1)		
1960:	ILL 33-0	Champaign
1973:	WVU 17-10	Champaign

WISCONSIN

(WISCONSIN LEADS 44-39-7)		
in Champaign: ILL leads 22-19-3		
in Madison: WIS leads 25-17-4		
Neutral Sites: WIS leads 1-0		
Bret Bielema vs. WIS: 1-1		
Luke Fickell vs. ILL: 0-0		
Longest ILL streak: 6 (1987-92)		
Longest WIS streak: 9 (2008-18)		
Last 10 meetings: WIS leads 8-2		
1892:	ILL 0-0 (forfeit)	Champaign
1895:	Tie 10-10	@ Madison
1899:	WIS 23-0	@ Milwaukee
1900:	WIS 27-0	@ Madison
1906:	WIS 16-6	Champaign
1907:	ILL 15-4	@ Madison
1914:	ILL 24-9	@ Madison
1915:	ILL 17-3	Champaign
1916:	Tie 0-0	@ Madison

1917:	ILL 7-0	Champaign
1918:	ILL 22-0	@ Madison
1919:	WIS 14-10	Champaign
1920:	WIS 14-9	@ Madison
1921:	WIS 20-0	Champaign
1922:	ILL 3-0	@ Madison
1923:	ILL 10-0	Champaign
1931:	WIS 7-6	Champaign
1932:	WIS 20-12	@ Madison
1933:	ILL 21-0	Champaign
1934:	WIS 7-3	@ Madison
1939:	ILL 7-0	Champaign
1940:	WIS 13-6	@ Madison
1943:	ILL 25-7	@ Madison
1945:	Tie 7-7	@ Madison
1946:	ILL 27-21	Champaign
1948:	WIS 20-16	@ Madison
1949:	Tie 13-13	Champaign
1950:	WIS 7-6	Champaign
1951:	ILL 14-10	Champaign
1952:	WIS 20-6	@ Madison
1953:	WIS 34-7	@ Madison
1954:	WIS 27-14	Champaign
1955:	ILL 17-14	@ Madison
1956:	Tie 13-13	Champaign
1957:	WIS 24-13	@ Madison
1958:	WIS 31-12	Champaign
1959:	ILL 9-6	@ Madison
1960:	ILL 35-14	Champaign
1961:	WIS 55-7	@ Madison
1962:	WIS 35-6	Champaign
1963:	ILL 17-7	@ Madison
1964:	ILL 29-0	Champaign
1965:	ILL 51-0	@ Madison
1966:	ILL 49-14	Champaign
1969:	WIS 55-14	@ Madison
1970:	WIS 29-17	Champaign
1971:	ILL 35-27	@ Madison
1972:	ILL 27-7	Champaign
1975:	WIS 18-9	@ Madison
1976:	ILL 31-25	Champaign
1977:	WIS 26-0	@ Madison
1978:	Tie 20-20	Champaign
1981:	ILL 23-21	Champaign
1982:	ILL 29-28	@ Madison
1983:	ILL 27-15	@ Madison
1984:	ILL 22-6	Champaign
1985:	ILL 38-25	Champaign
1986:	WIS 15-9	@ Madison
1987:	ILL 16-14	Champaign
1988:	ILL 34-6	@ Madison
1989:	ILL 32-9	Champaign
1990:	ILL 21-3	@ Madison
1991:	ILL 22-6	Champaign
1992:	ILL 13-12	@ Madison
1993:	WIS 35-10	Champaign
1994:	WIS 19-13	@ Madison
1995:	Tie 3-3	@ Madison
1996:	WIS 35-15	Champaign
1997:	WIS 31-7	@ Madison
1998:	WIS 37-3	Champaign
2001:	ILL 42-35	Champaign
2002:	ILL 37-20	@ Madison
2003:	WIS 48-20	Champaign
2004:	WIS 24-7	@ Madison
2005:	WIS 41-24	Champaign
2006:	WIS 30-24	@ Madison
2007:	ILL 31-26	Champaign
2008:	WIS 27-17	@ Madison
2011:	WIS 28-17	Champaign
2012:	WIS 31-14	@ Madison
2013:	WIS 56-32	Champaign
2014:	WIS 38-28	@ Madison
2015:	WIS 24-13	Champaign
2016:	WIS 48-3	@ Madison
2017:	WIS 24-10	Champaign
2018:	WIS 49-20	@ Madison
2019:	ILL 24-23	Champaign
2020:	WIS 45-7	@ Madison
2021:	WIS 24-0	Champaign
2022:	ILL 34-10	@ Madison

WYOMING

(ILLINOIS LEADS 1-0)		
2022:	ILL 38-6	Champaign

YOUNGSTOWN STATE

ILLINI VS. RANKED OPPONENTS

DATE	W/L	SCORE	AP	TEAM	DATE	W/L	SCORE	AP	TEAM	DATE	W/L	SCORE	AP	TEAM	
10/29/38	L	0-14	13	at Michigan	10/11/58	L	13-19	5	vs. Ohio State	9/16/78	L	0-31	4	at Michigan	
11/4/39	W	16-7	2	vs. Michigan	10/25/58	W	16-0	5	vs. Michigan State	10/21/78	L	0-13	19	vs. Purdue	
11/18/39	L	0-21	8	at Ohio State	11/1/58	L	8-31	10	vs. Purdue	11/4/78	L	19-59	18	at Michigan State	
10/19/40	L	0-28	3	at Michigan	11/15/58	L	12-31	5	vs. Wisconsin	9/8/79	L	16-33	10	at Michigan State	
10/26/40	L	0-26	2	vs. Notre Dame	11/23/58	W	27-20	20	vs. Northwestern	9/15/79	L	6-14	11	vs. Missouri	
10/9/40	L	14-32	10	at Northwestern	10/3/59	W	20-14	4	vs. Army	10/13/79	L	14-28	20	at Purdue	
10/25/41	L	14-49	7	at Notre Dame	10/24/59	L	9-20	10	vs. Penn State	10/20/79	L	7-27	11	vs. Michigan	
11/1/41	L	0-20	7	vs. Michigan	10/31/59	T	7-7	7	vs. Purdue	11/3/79	L	7-44	5	vs. Ohio State	
11/15/41	L	7-12	20	at Ohio State	11/14/59	W	9-6	7	at Wisconsin	9/20/80	L	7-52	15	at Missouri	
11/22/42	L	0-27	10	at Northwestern	11/21/59	W	28-0	8	vs. Northwestern	11/8/80	L	42-49	7	at Ohio State	
10/17/42	W	12-7	19	at Iowa	10/8/60	L	7-34	5	vs. Ohio State	9/5/81	L	6-26	8	at Pittsburgh	
10/24/42	L	14-21	8	vs. Notre Dame	10/15/60	L	10-21	10	vs. Minnesota	10/31/81	W	24-7	16	vs. Iowa	
10/31/42	L	14-28	13	at Michigan	10/29/60	W	14-12	15	vs. Purdue	11/7/81	L	21-70	12	at Michigan	
11/14/42	L	20-44	10	at Ohio State	10/14/61	L	0-44	7	vs. Ohio State	9/25/82	L	3-20	3	vs. Pittsburgh	
11/23/43	L	0-47	1	at Notre Dame	11/25/61	L	7-34	8	at Michigan State	10/2/82	W	42-24	19	at Minnesota	
10/30/43	L	6-42	7	vs. Michigan	10/13/62	L	15-51	10	vs. Ohio State	11/6/82	L	10-16	15	vs. Michigan	
11/20/43	L	6-53	9	at Northwestern	10/27/62	L	16-28	4	vs. USC	10/1/83	W	33-0	4	vs. Iowa	
10/28/44	L	7-13	1	vs. Notre Dame	10/5/63	W	10-9	4	vs. Northwestern	10/15/83	W	17-13	6	vs. Ohio State	
11/11/44	L	0-14	8	at Michigan	10/12/63	T	20-20	8	at Ohio State	10/29/83	W	16-6	8	vs. Michigan	
11/18/44	L	12-26	4	at Ohio State	11/28/63	W	13-0	4	at Michigan State	10/13/84	L	38-45	8	at Ohio State	
10/27/45	L	0-19	16	vs. Michigan	10/10/64	L	0-26	4	vs. Ohio State	9/7/85	L	10-20	6	vs. USC	
11/17/45	L	2-27	9	at Ohio State	10/2/65	L	12-22	9	at Michigan State	9/21/85	L	25-52	18	at Nebraska	
10/19/46	W	27-21	20	vs. Wisconsin	10/30/65	W	21-0	6	vs. Purdue	10/5/85	W	31-28	5	vs. Ohio State	
10/26/46	W	13-9	8	at Michigan	10/1/66	L	10-26	1	vs. Michigan State	11/2/85	T	3-3	4	vs. Michigan	
11/16/46	W	16-7	13	vs. Ohio State	10/26/68	L	24-31	2	vs. Ohio State	11/9/85	L	0-59	6	at Iowa	
1/1/46	W	45-14	4	vs. UCLA (Rose)	11/2/68	L	17-35	6	vs. Purdue	9/20/86	L	14-59	6	vs. Nebraska	
10/11/47	T	0-0	5	vs. Army (Yankee Std.)	11/9/68	L	0-36	7	at Michigan	11/1/86	L	13-69	3	at Michigan	
10/18/47	W	40-13	13	vs. Minnesota	9/27/69	L	6-37	11	vs. Missouri (Busch)	11/8/86	W	20-16	16	vs. Iowa	
11/1/47	L	7-14	2	vs. Michigan	10/25/69	L	0-41	1	at Ohio State	9/12/87	L	7-21	15	vs. Arizona State	
10/9/48	L	21-26	5	vs. Army	11/8/69	L	0-57	18	vs. Michigan	10/3/87	L	6-10	9	vs. Ohio State	
10/16/48	L	0-6	11	at Minnesota	10/24/70	L	29-48	1	vs. Ohio State	10/24/87	T	14-14	14	at Michigan State	
10/30/48	L	20-28	1	at Michigan	11/7/70	L	0-42	5	at Michigan	11/7/87	L	22-34	18	at Indiana	
10/20/48	L	7-20	7	at Northwestern	9/25/71	L	0-28	16	at USC	11/5/88	W	21-20	20	vs. Indiana	
10/29/49	L	0-13	6	vs. Michigan	10/27/71	L	14-52	15	vs. Washington	11/12/88	L	9-38	13	at Michigan	
11/12/49	L	17-30	12	at Ohio State	10/9/71	L	10-24	15	vs. Ohio State	9/4/89	W	14-13	5	at USC	
10/21/50	W	20-13	10	vs. Washington	10/16/71	L	6-35	3	at Michigan	9/8/89	L	7-38	8	at Colorado	
11/18/50	W	14-7	1	vs. Ohio State	10/23/71	W	21-7	17	vs. Purdue	11/11/89	L	10-24	3	vs. Michigan	
10/20/51	W	27-20	20	at Washington	9/23/72	L	20-55	1	vs. USC	1/1/90	W	31-21	14	vs. Virginia (Citrus)	
11/3/51	W	7-0	15	vs. Michigan	10/14/72	L	7-26	4	at Ohio State	9/15/90	W	23-22	9	vs. Colorado	
1/1/51	W	40-7	8	vs. Stanford (Rose)	10/21/72	L	7-31	6	vs. Michigan	10/6/90	W	31-20	20	at Ohio State	
10/4/52	L	6-20	8	at Wisconsin	11/3/73	L	0-30	1	vs. Ohio State	10/20/90	W	15-13	24	vs. Michigan State	
11/1/52	W	22-13	15	at Michigan	11/10/73	L	6-21	4	at Michigan	11/3/90	L	28-54	13	vs. Iowa	
10/10/53	W	41-20	3	at Ohio State	9/21/74	W	41-7	19	at Stanford	11/10/90	L	17-22	19	at Michigan	
11/7/53	W	19-3	17	vs. Michigan	11/2/74	L	7-49	1	at Ohio State	1/1/91	L	0-30	14	vs. Clemson (HOF)	
10/9/54	L	7-40	10	vs. Ohio State	11/9/74	L	6-14	4	vs. Michigan	9/21/91	W	51-10	21	vs. Houston	
10/16/54	L	6-19	11	at Minnesota	9/20/75	L	20-30	5	vs. Missouri	10/12/91	W	10-7	11	vs. Ohio State	
10/30/54	L	14-28	9	at Purdue	9/27/75	L	13-43	8	at Texas A&M	10/19/91	L	21-24	15	at Iowa	
11/13/54	L	14-27	14	vs. Wisconsin	10/25/75	W	21-19	16	at Michigan State	11/11/91	L	0-20	4	vs. Michigan	
10/22/55	L	7-21	6	at Michigan State	11/8/75	L	3-40	1	vs. Ohio State	12/30/91	L	3-6	22	vs. UCLA (Hancock)	
11/5/55	W	25-6	3	vs. Michigan	11/15/75	L	15-21	4	vs. Michigan	9/18/93	L	14-16	15	vs. Arizona	
10/13/56	L	6-26	5	vs. Ohio State	9/18/76	W	31-6	6	at Missouri	10/9/93	L	12-20	6	vs. Ohio State	
10/27/56	W	20-13	1	vs. Michigan State	11/6/76	L	10-42	8	at Ohio State	10/23/93	W	24-21	13	at Michigan	
11/10/56	L	7-17	10	vs. Michigan	11/13/76	L	7-38	4	at Michigan	11/13/93	L	14-28	16	at Penn State	
10/19/57	W	34-13	4	vs. Minnesota	9/10/77	L	9-37	2	vs. Michigan	11/20/93	L	10-35	12	vs. Wisconsin	
10/26/57	L	14-19	8	at Michigan State	10/8/77	L	0-26	19	at Wisconsin	10/8/94	W	24-10	17	at Ohio State	
11/9/57	W	20-19	11	vs. Michigan	11/5/77	L	0-35	4	vs. Ohio State	10/22/94	L	14-19	11	vs. Michigan	
										DATE	W/L	SCORE	AP	C	TEAM
										10/10/92	W	18-16	22	20	at Ohio State
										11/14/92	T	22-22	3	3	at Michigan
										12/30/92	L	17-27	-	24	vs. Hawaii (Holiday)
										9/18/93	L	14-16	15	15	vs. Arizona
										10/9/93	L	12-20	6	7	vs. Ohio State
										10/23/93	W	24-21	13	14	at Michigan
										11/13/93	L	14-28	16	14	at Penn State
										11/20/93	L	10-35	12	11	vs. Wisconsin
										10/22/94	L	14-19	11	12	vs. Michigan
										11/12/94	L	31-35	2	2	vs. Penn State

ILLINI VS. RANKED OPPONENTS

DATE	W/L	SCORE	AP	C	TEAM
10/2/10	L	13-24	2	2	vs. Ohio State
9/2/95	L	14-38	13	12	vs. Michigan
9/9/95	L	31-34	24	-	at Oregon
9/16/95	W	9-7	17	16	vs. Arizona
10/28/95	L	14-17	8	8	vs. Northwestern
11/11/95	L	3-41	2	2	at Ohio State
8/31/96	L	8-20	12	11	at Michigan
9/7/96	L	3-55	19	21	vs. USC
10/20/96	L	24-27	11	15	at Northwestern
11/2/96	L	21-31	25	-	vs. Iowa
11/9/96	L	0-48	2	3	vs. Ohio State
9/20/97	L	22-35	19	20	vs. Washington State
9/27/97	L	10-38	11	9	at Iowa
10/4/97	L	6-41	2	2	vs. Penn State
10/25/97	L	3-48	22	23	vs. Purdue
11/15/97	L	15-41	4	4	at Ohio State
DATE	W/L	SCORE	AP	C	BCS TEAM
10/10/98	L	0-41	1	1	vs. Ohio State
10/17/98	L	3-37	9	9	vs. Wisconsin
10/31/98	L	0-27	10	10	10 vs. Penn State
9/25/99	L	10-27	19	21	vs. Michigan State
10/23/99	W	35-29	9	9	at Michigan
10/30/99	L	7-27	2	2	2 vs. Penn State
11/13/99	W	46-20	25	-	- vs. Ohio State
10/23/00	L	31-35	10	16	- vs. Michigan
11/11/00	L	21-24	13	14	13 vs. Ohio State
11/18/00	L	61-23	23	12	- at Northwestern
9/22/01	W	34-10	25	-	vs. Louisville
9/29/01	L	20-45	17	17	at Michigan
11/3/01	W	38-13	20	15	14 at Purdue
11/17/01	W	34-22	25	-	- at Ohio State
1/1/02	L	34-47	12	12	13 vs. LSU (Sugar)
9/28/02	L	28-45	14	14	vs. Michigan
11/2/02	L	7-18	20	21	- at Penn State
11/16/02	L	16-23	2	2	1 vs. Ohio State
10/4/03	L	10-43	22	23	at Purdue
10/11/03	L	14-49	21	23	vs. Michigan State
10/18/03	L	14-56	17	17	at Michigan
10/25/03	L	10-36	-	24	- vs. Minnesota
11/1/03	L	10-41	13	14	11 at Iowa
9/25/04	L	30-38	15	15	vs. Purdue
10/16/04	L	19-30	14	13	vs. Michigan
10/30/04	L	13-23	23	24	23 vs. Iowa
9/17/05	L	20-35	15	15	at California
9/24/05	L	14-56	17	13	vs. Michigan State
10/22/05	L	10-63	12	14	10 vs. Penn State
10/29/05	L	24-41	15	15	12 vs. Wisconsin
11/5/05	L	2-40	12	12	10 at Ohio State
9/23/06	L	7-24	14	14	vs. Iowa
10/28/06	L	24-30	17	18	18 at Wisconsin
11/11/06	L	10-17	1	1	1 vs. Ohio State
9/29/07	W	27-20	21	19	vs. Penn State
10/6/07	W	31-26	5	5	vs. Wisconsin
10/20/07	L	17-27	24	-	25 vs. Michigan
11/10/07	W	28-21	1	1	1 at Ohio State
1/1/08	L	17-49	6	6	7 vs. USC (Rose)
8/30/08	L	42-52	6	7	vs. Missouri
9/27/08	L	24-38	12	12	at Penn State
11/15/08	L	20-30	10	10	11 vs. Ohio State
9/26/09	L	0-30	13	11	at Ohio State
10/3/09	L	17-35	15	13	vs. Penn State
11/27/09	L	36-49	5	5	5 at Cincinnati
10/16/10	L	6-26	13	11	at Michigan State
9/17/11	W	17-14	22	18	vs. Arizona State
10/29/11	L	7-10	21	19	at Penn State
11/12/11	L	14-31	22	21	15 vs. Michigan
11/19/11	L	17-28	15	13	17 vs. Wisconsin
10/13/12	L	0-45	25	-	at Michigan
11/3/12	L	22-52	6	-	- at Ohio State
9/14/13	L	24-34	19	23	vs. Washington
10/19/13	L	32-56	25	-	vs. Wisconsin
11/16/13	L	35-60	3	3	3 vs. Ohio State
DATE	W/L	SCORE	AP	C	CFP TEAM
9/27/14	L	14-45	21	19	at Nebraska
10/25/14	W	28-24	-	24	vs. Minnesota
11/1/14	L	14-55	13	13	16 at Ohio State
10/10/15	L	20-29	22	23	at Iowa
11/14/15	L	3-28	2	1	3 vs. Ohio State
11/28/15	L	14-24	17	17	16 vs. Northwestern
10/1/16	L	16-31	15	15	at Nebraska
10/22/16	L	8-41	3	4	at Michigan
11/12/16	L	3-48	7	7	7 at Wisconsin
9/15/17	L	23-47	22	21	at South Florida
10/28/17	L	10-24	5	5	vs. Wisconsin
11/18/17	L	14-52	8	8	9 at Ohio State
11/25/17	L	7-42	23	23	22 vs. Northwestern
9/21/18	L	24-63	10	9	vs. Penn State
10/20/18	L	20-49	23	19	at Wisconsin
11/24/18	L	16-24	20	21	19 at Northwestern
10/12/19	L	25-42	16	16	vs. Michigan
10/19/19	W	24-23	6	6	vs. Wisconsin
11/23/19	L	10-19	19	20	17 at Iowa
10/23/20	L	7-45	14	14	at Wisconsin
12/5/20	L	21-35	24	24	19 vs. Iowa
12/12/20	L	10-28	15	14	14 at Northwestern
10/23/21	W	20-18 (OT)	7	8	at Penn State
11/6/21	W	14-6	-	-	20 at Minnesota
11/20/21	L	23-33	18	14	17 at Iowa
11/19/22	L	17-19	3	3	3 at Michigan
1/2/23	L	10-19	24	23	22 vs. Mississippi State

THE ILLINI VS. NO. 1

The Fighting Illini are 3-12 against No. 1-ranked teams. Illinois knocked off top-ranked opponents in back-to-back opportunities in 1950 and 1956.

Oct. 23, 1943 at Notre Dame

Illinois	0	0	0	0	0
Notre Dame	13	13	14	7	47

Oct. 28, 1944 at Notre Dame

Illinois	-	-	-	-	7
Notre Dame	-	-	-	-	13

Oct. 30, 1948 at Michigan

Illinois	0	7	6	7	20
Michigan	0	7	14	7	28

Nov. 18, 1950 at Memorial Stadium

Ohio State	0	7	0	0	7
Illinois	0	14	0	0	14

Oct. 27, 1956 at Memorial Stadium

Michigan State	7	6	0	0	13
Illinois	0	0	6	14	20

Oct. 1, 1966 at Memorial Stadium

Michigan State	0	13	6	7	26
Illinois	0	3	7	0	10

Oct. 25, 1969 at Ohio State

Ohio State	7	14	7	13	41
Illinois	0	0	0	0	0

Oct. 24, 1970 at Memorial Stadium

Ohio State	7	7	13	21	48
Illinois	7	13	3	6	29

Sept. 23, 1972 at Memorial Stadium

Southern Cal	7	13	15	20	55
Illinois	7	7	6	0	20

Nov. 3, 1973 at Memorial Stadium

Ohio State	3	0	7	20	30
Illinois	0	0	0	0	0

Nov. 2, 1974 at Ohio State

Illinois	0	7	0	0	7
Ohio State	7	14	14	14	49

Nov. 8, 1975 at Memorial Stadium

Ohio State	0	10	10	20	40
Illinois	3	0	0	0	3

Oct. 10, 1998 at Memorial Stadium

Ohio State	10	14	0	17	41
Illinois	0	0	0	0	0

Nov. 11, 2006 at Memorial Stadium

Ohio State	7	10	0	0	17
Illinois	0	0	0	10	10

Nov. 3, 2007 at Ohio Stadium

Illinois	14	7	7	10	28
Ohio State	14	0	7	0	21



The Illini shocked No. 1 Ohio State in Columbus in 2007 en route to the 2008 Rose Bowl.

ILLINOIS RESULTS WHEN RANKED

Since 1942, Illinois has compiled a 81-50-2 (.620) record when ranked in the Top 25, including a 37-12-2 record when ranked among the Top 10. The following is a list of Illinois when ranked (as recorded by the Associated Press) since 1942.

DATE	RANK	OPPONENT	W/L	SCORE
10/17/42	#5	at #19 Iowa	W	12-7
10/24/42	#5	vs. #8 Notre Dame	L	14-21
10/31/42	#12	at #13 Michigan	L	14-28
11/7/42	#20	at Northwestern	W	14-7
11/14/42	#13	at #10 Ohio State	L	20-44
10/14/44	#14	vs. Iowa	W	40-6
10/28/44	#14	vs. Notre Dame	L	7-13
11/11/44	#10	at #8 Michigan	L	0-14
10/12/46	#12	at Indiana	L	7-14
11/2/46	#11	at Iowa	W	7-0
11/16/46	#9	vs. #13 Ohio State	W	16-7
11/23/46	#5	at Northwestern	W	20-0
10/11/47	#6	vs. #5 Army	T	0-0
10/18/47	#6	vs. #13 Minnesota	W	40-13
10/25/47	#5	at Purdue	L	7-14
11/1/47	#11	vs. #2 Michigan	L	7-14
11/15/47	#11	at Ohio State	W	28-7
11/22/47	#12	vs. Northwestern	L	13-28
10/7/50	#15	at Wisconsin	L	6-7
10/28/50	#12	vs. #19 Indiana	W	20-0
11/4/50	#10	at Michigan	W	7-0
11/11/50	#10	at Iowa	W	21-7
11/18/50	#8	vs. #1 Ohio State	W	14-7
11/25/50	#6	at Northwestern	L	7-14
10/6/51	#8	vs. Wisconsin	W	14-10
10/13/51	#7	vs. Syracuse	W	41-20
10/20/51	#8	at #20 Washington	W	27-20
10/27/51	#4	at Indiana	W	21-0
11/3/51	#3	vs. #15 Michigan	W	7-0
11/10/51	#2	at Iowa	W	40-13
11/17/51	#3	at Ohio State	T	0-0
11/24/51	#6	vs. Northwestern	W	3-0
1/1/52	#4	vs. Stanford (Rose Bowl)	W	40-7
10/4/52	#2	at Wisconsin	L	6-20
10/11/52	#13	vs. Washington	W	48-14
10/18/52	#17	at Minnesota	L	7-13
10/17/53	#9	at Minnesota	W	27-7
10/24/53	#7	vs. Syracuse	W	20-13
10/31/53	#4	vs. Purdue	W	21-0
11/7/53	#4	vs. #17 Michigan	W	19-3
11/14/53	#3	at Wisconsin	L	7-34
11/21/53	#7	at Northwestern	W	39-14
9/25/54	#6	vs. Penn State	L	12-14
10/6/56	#13	at Washington	L	13-28
10/26/57	#16	at #8 Michigan St.	L	14-19
11/16/57	#15	at Wisconsin	L	13-24
10/10/59	#20	at Ohio State	W	9-0
10/17/59	#13	vs. Minnesota	W	14-6
10/24/59	#13	vs. Penn State	L	9-20
9/24/60	#4	vs. Indiana	W	17-6
10/1/60	#4	vs. West Virginia	W	33-0
10/8/60	#4	vs. #5 Ohio State	L	7-34
10/19/63	#7	vs. Minnesota	W	16-6
10/25/63	#4	at UCLA	W	18-12
11/2/63	#2	vs. Purdue	W	41-21
11/9/63	#2	vs. Michigan	L	8-14
11/16/63	#8	at Wisconsin	W	17-7
11/28/63	#8	at #4 Michigan St.	W	13-0
10/3/64	#3	at Northwestern	W	17-6
10/10/64	#2	vs. #4 Ohio State	L	0-26



During Kurt Kittner's reign as starting quarterback, the Illini were ranked for a total of 11 weeks. The team got as high as No. 7 after winning the Big Ten Championship in 2001.

9/28/74	#16	vs. Washington St.	W	21-19	10/25/91	#22	vs. Minnesota	W	24-3
10/5/74	#14	vs. California	L	14-31	10/12/91	#20	vs. #11 Ohio State	W	10-7
					10/19/91	#13	at #15 Iowa	L	21-24
9/25/82	#19	vs. #3 Pittsburgh	L	3-20	10/26/91	#17	at Northwestern	L	11-17
10/9/82	#20	vs. Purdue	W	38-34	11/16/91	#25	vs. #4 Michigan	L	0-20
10/16/82	#15	vs. Ohio State	L	21-26					
10/8/83	#19	at Wisconsin	W	27-15	9/1/94	#21	vs. Wash. St.	L	9-10
10/15/83	#19	vs. #6 Ohio State	W	17-13	9/2/95	#25	vs. #13 Michigan	L	14-38
10/22/83	#11	at Purdue	W	35-21	9/2/00	#21	vs. M. Tennessee	W	35-6
10/29/83	#9	vs. #8 Michigan	W	16-6	9/9/00	#21	at San Diego St.	W	49-13
11/5/83	#6	at Minnesota	W	50-23	9/16/00	#19	vs. California	W	17-15
11/12/83	#5	vs. Indiana	W	49-21	9/23/00	#19	vs. #10 Michigan	L	31-35
11/19/83	#4	at Northwestern	W	56-24	9/30/00	#24	at Minnesota	L	10-44
1/2/84	#4	vs. UCLA (Rose Bowl)	L	9-45					
9/7/85	#11	vs. #6 USC	L	10-20	9/29/01	#22	at #17 Michigan	L	20-45
9/14/85	#19	vs. So. Illinois	W	28-25	11/3/01	#21	at #20 Purdue	W	38-13
9/21/85	#20	at #17 Nebraska	L	25-52	11/10/01	#15	vs. Penn State	W	33-28
9/4/89	#22	at #5 USC	W	14-13	11/17/01	#12	at #25 Ohio State	W	34-22
9/16/89	#10	at #8 Colorado	L	7-38	11/22/01	#10	vs. Northwestern	W	34-28
9/23/89	#20	vs. Utah State	W	41-2	1/1/02	#7	vs. #12 LSU (Sugar Bowl)	L	34-47
10/7/89	#18	vs. Ohio State	W	34-14	10/13/07	#18	at Iowa	L	6-10
10/14/89	#16	at Purdue	W	14-2	11/17/07	#20	vs. Northwestern	W	41-22
10/21/89	#13	at Michigan St.	W	14-10	1/1/08	#13	vs. #6 USC (Rose Bowl)	L	17-49
10/28/89	#8	vs. Wisconsin	W	32-9					
11/4/89	#8	at Iowa	W	31-7	8/30/08	#19	vs. #6 Missouri	L	42-52
11/11/89	#8	vs. #3 Michigan	L	10-24	9/6/08	#24	vs. Eastern Illinois	W	47-21
11/18/89	#12	vs. Indiana	W	41-28	9/13/08	#24	vs. Louisiana-Lafayette	W	20-17
11/25/89	#11	at Northwestern	W	63-14	9/27/08	#21	at Penn State	L	24-38
1/1/90	#11	vs. #16 Virginia (Cirtus Bowl)	W	31-21					
9/8/90	#11	at Arizona	L	16-28	9/24/11	#24	vs. Western Michigan	W	23-20
9/15/90	#21	vs. #11 Colorado	W	23-22	10/1/11	#24	vs. Northwestern	W	38-35
9/22/90	#15	vs. So. Illinois	W	56-21	10/8/11	#19	at Indiana	W	41-20
10/6/90	#13	at #20 Ohio St.	W	31-20	10/15/11	#16	vs. Ohio State	L	7-17
10/13/90	#11	vs. Purdue	W	34-0	10/22/11	#23	at Purdue	L	14-21
10/20/90	#8	vs. #25 Michigan St.	W	15-13	10/15/23	#24	vs. Minnesota	W	26-14
10/27/90	#5	at Wisconsin	W	21-3	10/29/23	#17	at Nebraska	W	26-9
11/3/90	#5	vs. #13 Iowa	L	28-54	11/5/23	#14	vs. Michigan State	L	15-23
11/10/90	#17	at #19 Michigan	L	17-22	11/12/23	#21	vs. Purdue	L	24-31
11/17/90	#22	at Indiana	W	24-10					
11/24/90	#22	vs. Northwestern	W	28-23					
1/1/91	#16	vs. #14 Clemson (Hall of Fame Bowl)	L	0-30					

POSTSEASON BOWLS



ILLINOIS BOWL HISTORY

Jan. 1, 1947	Rose	UCLA	W, 45-14
Jan. 1, 1952	Rose	Stanford	W, 40-7
Jan. 1, 1964	Rose	Washington	W, 17-7
Dec. 29, 1982	Liberty	Alabama	L, 15-21
Jan. 2, 1984	Rose	UCLA	L, 9-45
Dec. 31, 1985	Peach	Army	L, 29-31
Dec. 29, 1988	All-American	Florida	L, 10-14
Jan. 1, 1990	Citrus	Virginia	W, 31-21
Jan. 1, 1991	Hall of Fame	Clemson	L, 0-30
Dec. 31, 1991	John Hancock	UCLA	L, 3-6
Dec. 30, 1992	Holiday	Hawaii	L, 17-27
Dec. 31, 1994	Liberty	E. Carolina	W, 30-0
Dec. 30, 1999	MicronPC.com	Virginia	W, 63-21
Jan. 1, 2002	Sugar	LSU	L, 34-47
Jan. 1, 2008	Rose	USC	L, 17-49
Dec. 29, 2010	Texas	Baylor	W, 38-14
Dec. 31, 2011	Kraft Fight Hunger	UCLA	W, 20-14
Dec. 26, 2014	Heart of Dallas	La. Tech	L, 18-35
Dec. 30, 2019	Redbox	California	L, 20-35
Jan. 2, 2023	ReliaQuest	Miss. St.	L, 10-19

All-Time Record: 8-12

Streak: L3

January Bowls: 9 (4-5)

Most Points: 63 vs. Virginia (1999 MicronPC.com)

Biggest Margin: 42 vs. Virginia (1999 MicronPC.com)

Most Consecutive Wins: 3 (1947-64)

Most Consecutive Appearances: 5 (1988-92)

vs. Pac-12: 4-4

vs. ACC: 2-1

vs. SEC: 0-4

vs. Independent: 1-1

vs. Big 12: 1-0

vs. WAC: 0-1

vs. C-USA: 0-1

1947 ROSE BOWL

JAN. 1, 1947 // PASADENA, CALIF.

In the first Rose Bowl under the Big Ten-Pac 10 agreement, unheralded Illinois routed highly-ranked UCLA, 45-14. Illinois running backs Julius Rykovich and Claude "Buddy" Young rushed for 103 yards apiece. During the course of the game, six different Illinois players scored touchdowns as the Fighting Illini racked up their first Bowl victory.

SCORING	1	2	3	4	F
Illinois	6	19	0	20	45
UCLA	7	7	0	0	14

SCORING SUMMARY

ILL	Julius Rykovich 1 run (kick failed)
UCLA	Ernie Case 1 run (Case kick)
ILL	Buddy Young 2 run (Maechtle kick)
ILL	Paul Patterson 4 run (kick failed)
ILL	Perry Moss 1 run (kick blocked)
UCLA	Al Hoisch 100 kick return (Case kick)
ILL	Buddy Young 1 run (Maechtle kick)
ILL	Ruck Steger 68 interception return (kick failed)
ILL	Stan Green 81 interception return (Maechtle kick)

TEAM STATISTICS

(Rushing-Passing-Total): ILL – 320-78-398; UCLA – 62-176-238.

INDIVIDUAL STATISTICAL LEADERS

Rushing (Att.-Yds.-TD): ILL – Rykovich 18-103-1, Young 20-103-2; UCLA – Hoisch 4-27-0, Cal Rossi 10-25-0.
 Passing (Att.-Comp.-Int.-TD-Yds.): ILL – Moss 8-3-0-0-85; UCLA – Case 24-11-2-0-165.
 Receiving (No.-Yds.-TD): ILL – Rykovich 1-44-0, Bill Huber 2-21-0; UCLA – Burr Baldwin 3-57-0, Dave Dobrow 2-28-0.

1952 ROSE BOWL

JAN. 1, 1952 // PASADENA, CALIF.

For three quarters, Illinois and Stanford battled in what appeared to be a low-scoring, defensive struggle. Late in the third quarter, Illinois scored the first of 34 unanswered points to blow out Stanford. Illinois took the lead on a six-yard touchdown run by Johnny Karras, then exploded for 27 fourth-quarter points to give Illinois and Head Coach Ray Eliot a second Rose Bowl victory in as many tries. Illinois rolled up 434 yards in total offense, with Mattoon's Bill Tate picking up 150 yards on the ground. The 1952 Rose Bowl was the first nationally telecast college football game.

SCORING	1	2	3	4	F
Illinois	6	0	7	27	40
Stanford	7	0	0	0	7

SCORING SUMMARY

ILL	Pete Bachourus 6 run (kick failed)
STAN	Harry Hugasian 1 run (Gary Kerkorian kick)
ILL	Bill Tate 5 run (Sam Rebecca kick)
ILL	John Karras 7 run (Rebecca kick)
ILL	Bill Tate 8 run (Rebecca kick)
ILL	Don Stevens 7 run (kick blocked)
ILL	John Ryan 6 pass from Don Engels (Rebecca kick)

TEAM STATISTICS

(Rushing-Passing-Total): ILL – 371-73-444; STAN – 53-180-233.

INDIVIDUAL STATISTICAL LEADERS

Rushing (Att.-Yds.-TD): ILL – Tate 20-150-1, Karras 13-58-1; STAN – Hugasian 14-41-1.
 Passing (Att.-Comp.-Int.-TD-Yds.): ILL – Tom O'Connell 14-6-1-0-67; STAN – Gary Kerkorian 22-11-2-0-166.
 Receiving (No.-Yds.-TD): ILL – Bachourus 3-36-0; STAN – William McColl 4-62-0, Hugasian 4-49-0.

POSTSEASON BOWLS



1964 ROSE BOWL

JAN. 1, 1964 // PASADENA, CALIF.

Illinois made its first appearance in Pasadena in 12 years, led by linebacker Dick Butkus and fullback Jim Grabowski. Illinois trailed 7-0 before Jim Plankenhorn's 32-yard field goal with one second remaining in the first half put the Illini on the scoreboard. Illinois came out strong in the second half, grinding out touchdowns in the third and fourth quarters to wear down the Huskies, 17-7. Grabowski earned MVP honors, gaining 125 yards and scoring one touchdown.

SCORING	1	2	3	4	F
Illinois	0	3	7	7	17
Washington	0	7	0	0	7

SCORING SUMMARY


WASH Dave Kopay 7 run (Ron Medved kick)
 ILL Jim Plankenhorn 32 FG
 ILL Jim Warren 2 run (Plankenhorn kick)
 ILL Jim Grabowski 1 run (Plankenhorn kick)

TEAM STATISTICS

(Rushing-Passing-Total): ILL – 102-43-145; WASH – 59-71-130.

INDIVIDUAL STATISTICAL LEADERS

Rushing (Att.-Yds.-TD): ILL – Grabowski 23-125-1, Sam Price 10-55-0; WASH – Kopay 4-29-1, Steve Bramwell 5-22-0.
 Passing (Att.-Comp.-Int.-TD-Yds.): ILL – Fred Custardo 7-4-0-0-43, Mike Taliaferro 8-2-0-0-16; WASH – Bill Siler 17-6-3-0-46.
 Receiving (No.-Yds.-TD): ILL – Ron Fearn 3-24-0; WASH – Al Libke 3-19-9.



1982 LIBERTY BOWL

DEC. 29, 1982 // MEMPHIS, TENN.

Illinois reappeared on the bowl scene after a 19-year absence, facing Alabama and Paul "Bear" Bryant, who was coaching his final game. Illinois saw its perfect bowl record snapped with a 21-15 loss. Fighting Illini quarterback Tony Eason set a Liberty Bowl record, throwing for 423 yards, but Alabama's bruising ground attack mustered 217 yards and proved to be the difference. The game would later become a made-for-television movie "Bear," starring Gary Busey.

SCORING	1	2	3	4	F
Illinois	0	6	0	9	15
Alabama	7	0	7	7	21

SCORING SUMMARY

BAMA Ricky Moore 4 run (Peter Kim kick)
 ILL Joe Curtis 1 run (kick failed)
 BAMA Jesse Bendross 8 run (Kim kick)
 ILL Oliver Williams 2 pass from Tony Eason (pass failed)
 ILL Mike Bass 23 FG
 BAMA Craig Turner 1 run (Kim kick)

TEAM STATISTICS

(Rushing-Passing-Total): ILL – 21-423-444; BAMA – 217-130-347.

INDIVIDUAL STATISTICAL LEADERS

Rushing (Att.-Yds.-TD): ILL – Curtis 7-13-1, Richard Ryles 4-10-0; BAMA – Moore 13-65-1, Jeff Fagan 6-38-0, Turner 11-36-1.
 Passing (Att.-Comp.-Int.-TD-Yds.): ILL – Eason 55-35-4-1-423, Kris Jenner 3-0-3-0-0; BAMA – Walter Lewis 13-7-2-0-130.
 Receiving (No.-Yds.-TD): ILL – Mike Martin 8-127-0, Williams 7-84-1, Tim Brewster 6-55-0; BAMA – Jesse Bendross 3-51-0, Joey Jones 2-60-0.



1984 ROSE BOWL

JAN. 2, 1984 // PASADENA, CALIF.

Head Coach Mike White led Illinois to a perfect 9-0 Big Ten Conference record and the first Fighting Illini visit to Pasadena in 20 years. UCLA ended fourth-ranked Illinois' hopes for a national championship with a 45-9 victory. The Bruins piled up 21 second-quarter points en route to a 28-3 halftime lead. UCLA quarterback Rick Neuheisel enjoyed the best game of his college career, completing 22 of 31 passes for 298 yards. The Bruins rushing attack ground out 232 yards to give UCLA 511 yards in total offense. Illinois ended the season with a 10-2 record, only the second Illinois team in history to win 10 or more games, and became the first and only team in conference history to defeat all nine Big Ten opponents in the same season.

SCORING	1	2	3	4	F
Illinois	0	3	0	6	9
UCLA	7	21	10	7	45

SCORING SUMMARY

UCLA Paul Bergmann 3 pass from Rick Neuheisel (Lee kick)
 ILL Chris White 41 FG
 UCLA Kevin Nelson 28 run (Lee kick)
 UCLA Karl Dorrell 16 pass from Neuheisel (Lee kick)
 UCLA Mike Young 53 pass from Neuheisel (Lee kick)
 UCLA Dorrell 15 pass from Neuheisel (Lee kick)
 UCLA John Lee 29 FG
 ILL Thomas Rooks 5 pass from Jack Trudeau (pass failed)
 UCLA Bryan Wiley 8 run (Lee kick)

TEAM STATISTICS

(Rushing-Passing-Total): ILL – 0-205-205; UCLA – 213-298-511.

INDIVIDUAL STATISTICAL LEADERS

Rushing (Att.-Yds.-TD): ILL – Dwight Beverly 4-22-0, Thomas Rooks 8-21-0; UCLA – Nelson 18-69-1, Frank Cephous 12-86-0.
 Passing (Att.-Comp.-Yds.-Int.-TD-Yds.): ILL – Trudeau 39-23-3-1-178; UCLA – Neuheisel 31-22-0-4-298.
 Receiving (No.-Yds.-TD): ILL – David Williams 10-88-0, Tim Brewster 5-60-0; UCLA – Young 5-129-1, Dorrell 5-61-2, Bergmann 4-54-1.

POSTSEASON BOWLS



1985 PEACH BOWL

DEC. 31, 1985 // ATLANTA, GA.

On a cold, rainy day in Atlanta, Army scored two touchdowns on halfback option plays to take an eight-point lead into the final five minutes. Trailing 31-23 with less than a minute left, Illinois quarterback Jack Trudeau hit All-American receiver David Williams for a 54-yard touchdown to bring the Fighting Illini within two points of a tie. Trudeau's two-point conversion pass attempt was broken up and Army handed Illinois its third consecutive Bowl defeat in the 1980s. Trudeau set Peach Bowl records with 38 completions in 55 attempts for 401 yards.

SCORING	1	2	3	4	F
Illinois	3	13	7	6	29
Army	7	14	7	3	31

SCORING SUMMARY


- ARMY Rob Healy 22 run (Stopa kick)
- ILL Chris White 45 FG
- ILL Cap Boso 1 pass from Jack Trudeau (White kick)
- ARMY Doug Black 1 run (Stopa kick)
- ARMY White 33 pass from Lampley (Stopa kick)
- ILL David Williams 15 pass from Trudeau (pass failed)
- ILL Ray Wilson 1 run (White kick)
- ARMY Spellmon 26 pass from Jones (Stopa kick)
- ARMY Craig Stopa 39 FG
- ILL Williams 54 pass from Trudeau (pass failed)

TEAM STATISTICS

(Rushing-Passing-Total): ILL – 77-401-478; ARMY – 291-94-385.

INDIVIDUAL STATISTICAL LEADERS

Rushing (Att.-Yds.-TD): ILL – Thomas Rooks 10-35-0, Wilson 8-31-1; ARMY – Healy 23-107-1, Lampley 16-76-0, Black 15-73-1.
 Passing (Att.-Comp.-Yds.-Int.-TD-Yds.): ILL – Trudeau 55-38-2-3-401; ARMY – Healy 6-3-1-0-35.
 Receiving (No.-Yds.-TD): ILL – David Williams 7-109-2, Stephen Pierce 6-92-0, Anthony Williams 5-59-0.



1988 ALL-AMERICAN BOWL

DEC. 29, 1988 // BIRMINGHAM, ALA.

Coach John Mackovic led Illinois to a surprising 6-4-1 record and a third-place finish in the Big Ten, earning a date with SEC powerhouse Florida in the All-American Bowl. On the first play from scrimmage, Florida freshman Emmitt Smith scampered 55 yards for a touchdown. Illinois tied the score on a 30-yard run by Keith Jones in the second quarter. After a fourth-quarter Doug Higgins field goal gave Illinois a three-point lead, Smith scored his second TD with less than four minutes remaining to give the Gators the victory.

SCORING	1	2	3	4	F
Illinois	0	7	0	3	10
Florida	7	0	0	7	14

SCORING SUMMARY

- FLA Emmitt Smith 55 run (John Francis kick)
- ILL Keith Jones 30 run (Doug Higgins kick)
- ILL Doug Higgins 44 FG
- FLA Smith 2 run (Francis kick)

TEAM STATISTICS

(Rushing-Passing-Total): ILL – 55-194-249; FLA – 187-69-256.

INDIVIDUAL STATISTICAL LEADERS

Rushing (Att.-Yds.-TD): ILL – Jones 18-88-1; FLA – Smith 28-159-2.
 Passing (Att.-Comp.-Int.-TD-Yds.): ILL – Jeff George 37-20-2-0-194; FLA – Kyle Morris 12-6-2-0-50.
 Receiving (No.-Yds.-TD): ILL – Mike Bellamy 5-49-0; Steven Williams 5-49-0; FLA – Terence Barber 4-29-0.



1990 CITRUS BOWL

JAN. 1, 1990 // ORLANDO, FLA.

Illinois snapped a 26-year bowl victory drought with a 31-21 win over Virginia in the Florida Citrus Bowl. Illinois jumped on the Cavaliers early, with linebacker Bill Henkel recovering a fumble on the opening kickoff. Five plays later, quarterback Jeff George drilled a 15-yard scoring strike to Steven Williams. After Virginia tied the game early in the second quarter, George directed Illinois on an 80-yard scoring drive. Illinois opened the second half with an 84-yard drive capped by fullback Howard Griffith's three-yard touchdown. Early in the fourth quarter, receiver Mike Bellamy scored on a 26-yard pass from George to clinch an Illini victory. George earned MVP honors, completing 26-of-38 for 321 yards and three TDs.

SCORING	1	2	3	4	F
Illinois	7	10	7	7	31
Virginia	0	7	7	7	21

SCORING SUMMARY

- ILL S. Williams 15 pass from George (Higgins kick)
- UVA Finkelston 30 pass from Moore (McInerney kick)
- ILL Dan Donovan 1 pass from George (Higgins kick)
- ILL Doug Higgins 34 FG
- ILL Howard Griffith 3 run (Higgins kick)
- UVA Marcus Wilson 2 run (McInerney kick)
- ILL Mike Bellamy 24 pass from George (Higgins kick)
- UVA Moore 4 pass from S. Moore (McInerney kick)

TEAM STATISTICS

(Rushing-Passing-Total): ILL – 176-321-497; UVA – 110-112-222.

INDIVIDUAL STATISTICAL LEADERS

Rushing (Att.-Yds.-TD): ILL – Griffith 18-93-0, Steve Feagin 10-54-0; UVA – Terry Kirby 8-64-0.
 Passing (Att.-Comp.-Int.-TD-Yds.): ILL – George 38-26-1-3-321; UVA – S. Moore 27-17-2-2-191.
 Receiving (No.-Yds.-TD): ILL – Bellamy 8-166-1, Williams 4-45-1; UVA – Finkelston 3-69-1, Herman Moore 5-56-1.

POSTSEASON BOWLS



1991 HALL OF FAME BOWL

JAN. 1, 1991 // TAMPA, FLA.

The Fighting Illini's trip to the Hall of Fame Bowl would be Illinois' third bowl appearance in as many years under John Mackovic, but it would also be the most disappointing. The Tigers took the opening kickoff and marched 71 yards in 16 plays before All-American kicker Chris Gardocki kicked an 18-yard field goal for a 3-0 lead. Record-setting Illini running back Howard Griffith fumbled on Illinois' first play from scrimmage, and on the very next play, Tiger quarterback DeChane Cameron hit Doug Thomas with a 14-yard touchdown pass to give his team a 10-0 lead. The Tiger offense tacked on two more touchdowns in the second quarter, while the Clemson defense held the Fighting Illini to just 22 total yards in the half. Illinois got its offense on track in the second half with 225 yards, but never could find paydirt.

SCORING	1	2	3	4	F
Illinois	0	0	0	0	0
Clemson	10	14	3	3	30

SCORING SUMMARY

- CLEM Chris Gardocki 18 FG
- CLEM Doug Thomas 14 pass from DeChane Cameron (Gardocki kick)
- CLEM Howard Hall 17 pass from Cameron (Gardocki kick)
- CLEM Arlington Nunn 34 interception return (Gardocki kick)
- CLEM Chris Gardocki 26 FG
- CLEM Chris Gardocki 43 FG

TEAM STATISTICS

(Rushing-Passing-Total): ILL – 62-185-247; CLEM – 148-157-305.

INDIVIDUAL STATISTICAL LEADERS

Rushing (Att.-Yds.-TD): ILL – Howard Griffith 15-59-0; CLEM – Cameron 17-76-0.
 Passing (Att.-Comp.-Int.-TD-Yds.): ILL – Jason Verduzco 25-13-2-0-121; CLEM – Cameron 20-14-0-2-141.
 Receiving (No.-Yds.-TD): ILL – Shawn Wax 6-77-0; Steven Mueller 3-76-0; CLEM – Thomas 5-57-1; Terry Smith 3-43-0.



1991 JOHN HANCOCK BOWL

DEC. 31, 1991 // EL PASO, TEXAS

The Illini were playing their first game under new head coach Lou Tepper, who was named John Mackovic's replacement a little more than two weeks earlier when Mackovic took the head coaching job at Texas. The UI defense certainly came to play, holding the high-octane UCLA attack to just 268 yards of total offense. The Illini offense didn't fare much better, though, totaling 308 yards of its own in a classic defensive struggle. Illinois missed an early scoring opportunity when Jason Verduzco's pass was intercepted at the Bruin goal line. The Illinois defense forced a UCLA fumble six plays later, but promptly turned the ball back to the Bruins at the UI 24-yard line after a blocked punt. The Illinois defense held UCLA to a field goal. Both teams traded punches until Illini freshman Chris Richardson kicked a 27-yard field goal. The score remained tied until the opening drive of the fourth quarter when Illinois' Filmel Johnson fumbled a UCLA punt at the UI 11-yard line that led to a 19-yard Louis Perez field goal. Illinois LB Mike Poloskey earned the Jimmy Rogers Jr. Trophy as the game's Most Valuable Lineman.

SCORING	1	2	3	4	F
Illinois	0	3	0	0	3
UCLA	3	0	0	3	6

SCORING SUMMARY

- UCLA Louis Perez 32 FG
- ILL Chris Richardson 27 FG
- UCLA Louis Perez 19 FG

TEAM STATISTICS

(Rushing-Passing-Total): ILL – 119-189-308; UCLA – 92-176-268.

INDIVIDUAL STATISTICAL LEADERS

Rushing (Att.-Yds.-TD): ILL – Steve Feagin 12-71-0; UCLA – Kevin Williams 24-52-0.
 Passing (Att.-Comp.-Int.-TD-Yds.): ILL – Jason Verduzco 38-17-3-0-189; UCLA – Tommy Maddox 28-17-1-0-176.
 Receiving (No.-Yds.-TD): ILL – John Wright 9-94-0; UCLA – Sean LaChapelle 5-69-0; Ricky Davis 4-41-0.



1992 HOLIDAY BOWL

DEC. 30, 1992 // SAN DIEGO, CALIF.

Coach Lou Tepper ended his first full year at the helm of the Illini by leading the team to its fifth-consecutive bowl appearance, the longest such streak in school history. Illinois' offense got off to a quick start against Hawaii, marching 73 yards in nine plays to take a 7-0 lead after the first quarter. The Illini were down by three, 10-7, at halftime, but Hawaii stormed out of the locker room to piece together scoring drives of 80 and 62 yards. On its opening possession of the fourth quarter, a botched Illini lateral gave Hawaii the ball on the Illini's 21, but the UI defense held the Rainbows to a field goal. On Illinois' next possession, an interception gave Hawaii the ball once again, and the Rainbows proceeded to kill Illinois' hopes for a victory by cruising for another score. John Wright caught his second TD pass of the contest in the waning minutes to make the final score 27-17.

SCORING	1	2	3	4	F
Illinois	7	3	0	7	17
Hawaii	0	7	10	10	27

SCORING SUMMARY

- ILL Wright 14 pass from Verduzco (Richardson kick)
- HAW Travis Sims 6 run (Elam kick)
- ILL Chris Richardson 19 FG
- HAW Travis Sims 1 run (Elam kick)
- HAW Jason Elam 45 FG
- HAW Jason Elam 37 FG
- HAW Branch 53 pass from Carter (Elam kick)
- ILL Wright 18 pass from Verduzco (Richardson kick)

TEAM STATISTICS

(Rushing-Passing-Total): ILL – 108-248-356; HAW – 287-115-402.

INDIVIDUAL STATISTICAL LEADERS

Rushing (Att.-Yds.-TD): ILL – Darren Boyer 11-39-0; Steve Feagin 7-31-0; HAW – Travis Sims 29-113-2; Michael Carter 21-105-0.
 Passing (Att.-Comp.-Int.-TD-Yds.): ILL – Jason Verduzco 34-26-1-2-248; HAW – Michael Carter 16-6-2-1-15.
 Receiving (No.-Yds.-TD): ILL – John Wright 7-82-2; HAW – Darrick Branch 1-53-1.

POSTSEASON BOWLS



1994 LIBERTY BOWL

DEC. 31, 1994 // MEMPHIS, TENN.

Making its sixth bowl appearance in seven years, Illinois dominated Liberty Bowl opponent East Carolina from the beginning. The Illini took a 14-0 first-quarter lead on Johnny Johnson touchdown passes to Ken Dilger and Jasper Strong. In the second quarter the Illini added a Chris Richardson field goal and a touchdown reception by Jason Dulick to pull away, 24-0. Illinois' final score came in the third quarter on another Johnson TD strike, this time to Ty Douthard. Johnson's four touchdown passes and 250 yards passing earned him Most Valuable Offensive Player and Most Valuable Player of the Game honors. The Illini defense forced four interceptions and a fumble, allowing a total of only 271 total yards. All-American linebacker Simeon Rice led the way with 10 tackles. The Liberty Bowl was the Illini's first Bowl victory since 1990. Illinois' 30-0 victory was the most lopsided win in Liberty Bowl history and was the only shutout posted among the 1994-95 Bowls.

SCORING	1	2	3	4	F
Illinois	14	10	6	0	30
East Carolina	0	0	0	0	0

SCORING SUMMARY

- ILL Dilger 17 pass from Johnny Johnson (Richardson kick)
- ILL Strong 73 pass from Johnson (Richardson kick)
- ILL Richardson 21 FG
- ILL Jason Dulick 5 pass from Johnson (Richardson kick)
- ILL Ty Douthard 30 pass from Johnson (kicked failed)

TEAM STATISTICS

(Rushing-Passing-Total): ILL - 134-255-389; ECU - 92-179-271.

INDIVIDUAL STATISTICAL LEADERS

Rushing (Att.-Yds.-TD): ILL - Ty Douthard 13-52-0; Robert Holcombe 12-46-0; ECU - Marcus Crandell 41-20-4-0-179. Passing (Att.-Comp.-Int.-TD-Yds.): ILL - Johnny Johnson 30-18-0-4-250; Scott Weaver 4-2-0-0-5; ECU - Marcus Crandell 41-20-4-0-179. Receiving (No.-Yds.-TD): UI - Jasper Strong 3-96-1, Ken Dilger 7-60-1, Jason Dulick 3-30-1; ECU - Scott Richards 4-25-0, Jason Nichols 6-55-0.



1999 MICRONPC.COM BOWL

DEC. 30, 1999 // MIAMI, FLA.

The Illini took advantage of the school's first bowl appearance in five years with an impressive 63-21 victory over highly touted running back Thomas Jones and the Virginia Cavaliers. In a game which pitted two evenly matched, 7-4 squads, the Illini dominated with 611 yards total offense and nine touchdowns. On the first drive of the game, Kurt Kittner led the Illini down field 71 yards and scored on a one-yard run. The Illini then rattled off 35 unanswered points, including a flea-flicker pass from wide receiver Brandon Lloyd to Kittner for 30 yards and a halftime score of 42-7. Kittner threw a school record 24th touchdown pass on a one-yard reception to Jameel Cook. The Illini broke 22 Illinois and Micronpc.com Bowl records that night and scored the second-most points in collegiate bowl history.

SCORING	1	2	3	4	F
Illinois	14	28	7	14	63
Virginia	7	0	7	7	21

SCORING SUMMARY

- ILL Kurt Kittner 1 yd run (Neil Rackers kick)
- UVA Thomas Jones 7 yd run (Todd Braverman kick)
- ILL Rocky Harvey 47 yd run (Rackers kick)
- ILL Kittner 30 yd pass from Lloyd (Rackers kick)
- ILL Jameel Cook 61 yd pass from Kittner (Rackers kick)
- ILL Steve Havard 2 yd run (Rackers kick)
- ILL Cook 1 yd pass from Kittner (Rackers kick)
- UVA Kevin Coffey 5 yd pass from Ellis (Braverman kick)
- ILL Havard 2 yd run (Rackers kick)
- ILL Harvey 9 yd run (Rackers kick)
- ILL Kirk Johnson 1 yd run (Rackers kick)
- UVA Thompson 55 yd pass from Rivers (Braverman kick)

TEAM STATISTICS

(Rushing-Passing-Total): ILL - 325-286-611; UVA - 172-208-380.

INDIVIDUAL STATISTICAL LEADERS

Rushing (Att.-Yds.-TD): ILL - Harvey 10-122-2; Havard 15-75-2; Kittner 4-11-1; Johnson 3-5-1; UVA - Jones 23-110-1. Passing (Att.-Comp.-Int.-TD-Yds.): ILL - Kittner 24-14-1-2-254; UVA - Ellis 32-15-1-1-146. Receiving (No.-Yds.-TD): ILL - Cook 4-88-2, Lloyd 3-57-0, Dean 2-42-0, Young 1-31-0, Kittner 1-30-1; UVA - Jones 5-31-0, McMullen 3-31-0.



2002 SUGAR BOWL

JAN. 1, 2002 // NEW ORLEANS, LA.

Big Ten champion Illinois made a late rally but couldn't overcome LSU's fast start as it fell in its first-ever Bowl Championship Series contest 47-34 at the Nokia Sugar Bowl. The Tigers scored the game's first 28-points and jumped out to a 34-7 halftime advantage thanks to a 27-point second quarter that saw Domanick Davis run for a pair of scores and Rohan Davey throw for two more. The Illini matched LSU's hot start with a second half rally as Kurt Kittner threw for 182 yards and three scores after halftime to cut the Tiger lead to 13 midway through the fourth quarter. But Illinois couldn't get any closer as LSU converted a pair of third downs to run out the clock and get the win.

SCORING	1	2	3	4	F
Illinois	0	7	14	13	34
LSU	7	27	7	6	47

SCORING SUMMARY

- LSU Domanick Davis 4 yard run (Corbello kick)
- LSU Davis 25 yard run (kick blocked)
- LSU Davis 16 yard run (Corbello kick)
- LSU Reed 5 yard pass from Davey (Corbello kick)
- ILL Hodges 2 yard pass from Kittner (Christofilakos kick)
- LSU Robert Royal 7 yard pass from Davey (Corbello kick)
- ILL Lloyd 17 yd pass from Kittner (Christofilakos kick)
- LSU Reed 32 yard pass from Davey (Corbello kick)
- ILL Lloyd 10 yd pass from Kittner (Christofilakos kick)
- ILL Young 17 yd pass from Kittner (Christofilakos kick)
- LSU Davis 4 yard run (pass failed)
- ILL Young 40 yard pass from Lloyd (pass failed)

TEAM STATISTICS

(Rushing-Passing-Total): ILL - 61-302-363; LSU - 151-444-595.

INDIVIDUAL STATISTICAL LEADERS

Rushing (Att.-Yds.-TD): ILL - Harvey 9-42; Lloyd 1-14; Davis 4-13; Harris 2-3; LSU - Davis 28-122-4; Henderson 13-54. Passing (Att.-Comp.-Int.-TD-Yds.): ILL - Kittner 35-14-1-2-262-4; LSU - Davey 53-31-0-444-3. Receiving (No.-Yds.-TD): ILL - Young 6-178-2; Lloyd 5-56-2; Davis 2-24; Harvey 1-42; Hodges 1-2-1; LSU - Reed 14-239-2; Clayton 8-120; Myers 4-51; Royal 2-15-1; Webster 2-14; Davis 1-5.

POSTSEASON BOWLS



2008 ROSE BOWL

JAN. 1, 2008 // PASADENA, CALIF.

The Illini took themselves out of the 2008 Rose Bowl game with four turnovers, which resulted in 28 USC points, and squandered four trips in the red zone for no points to fall to the Trojans, 49-17. Making their first bowl appearance in six years, the Big Ten's second-place team squared off against No. 6 USC, the Pac-10 champs. Junior tailback Rashard Mendenhall rattled off 155 rushing yards on USC's fourth-ranked defense and added another 59 yards receiving. With a 21-3 halftime deficit, Illinois came out in the second half, scoring a quick touchdown on a 79-yard run by Mendenhall. After another 55-yard burst by Mendenhall, the Illini threatened inside the 20 yard line, but a Jacob Willis fumble near the goal line gave the momentum back to USC. From there, the Trojans scored 28 unanswered points before an Arreluius Benn 56-yard reception from Eddie McGee capped the game's scoring in the fourth quarter. Sophomore defender Vontae Davis tied an Illinois bowl record with 13 solo tackles. Early in the game, senior safety Justin Harrison picked off a John David Booty pass returning it 45 yards, but a missed field goal gave the Illini no points.

SCORING	1	2	3	4	F
Illinois	0	3	7	7	17
USC	14	7	14	14	49

SCORING SUMMARY

- USC Washington 8 yard pass from Booty (Buehler kick)
- USC Reed 34 yard pass from Green (Buehler kick)
- USC Washington 3 yard run (Buehler kick)
- ILL Jason Reda 28 yard field goal
- ILL Rashard Mendenhall 79 yard run (Reda kick)
- USC Davis 2 yard pass from Booty (Buehler kick)
- USC McKnight 6 yard run (Buehler kick)
- USC Ausberry 15 yard pass from Booty (Buehler kick)
- USC Hershel 3 yard run (Buehler kick)
- ILL Benn 56 yard pass from McGee (Reda kick)

TEAM STATISTICS

(Rushing-Passing-Total): ILL - 144-301-445; USC - 344-289-633.

INDIVIDUAL STATISTICAL LEADERS

Rushing (Att.-Yds.-TD): ILL - R. Mendenhall 17-155-1; McGee 2-7; Weil 2-1; Duffrene 1-0; Williams 15-(19); USC - McKnight 10-125-1; Johnson 9-104; Washington 12-75-1; Dennis 6-30-1; Adewale 1-17; Bradford 1-5; Havili 1-5; Booty 3-(17).
 Passing (Att.-Comp.-Int.-TD-Yds.): ILL - Williams 35-21-2-0-245; McGee 1-1-0-1-56; USC - Booty 37-25-1-3-255; Green 1-1-0-1-34.
 Receiving (No.-Yds.-TD): ILL - Benn 5-80-1; R. Mendenhall 5-59; Willis 4-74; Cumberland 3-37; Warren 3-25; Gamble 2-26; USC - Davis 7-87-1; McKnight 6-45; Havili 4-63; Washington 3-12; Ausberry 2-28; Johnson 2-15; Reed 1-34; Hazelton 1-5.



2010 TEXAS BOWL

DEC. 29, 2010 // HOUSTON, TEXAS

Mikel Leshoure ran for 184 yards and three touchdowns as Illinois earned its first bowl victory since 1999, beating Baylor 38-14 in the Texas Bowl. The Illini spoiled the Bears' first bowl appearance in 16 seasons. Both teams finished at 7-6. Leshoure had a 5-yard TD run in the second quarter, a 13-yard score in the third quarter and another 5-yard touchdown run in the fourth period. The performance gave him the school single-season rushing record with 1,697 yards. The Illini built a 24-0 lead and Leshoure's last touchdown put the game out of reach. Leshoure was chosen the most valuable player. Illinois finished with 291 yards rushing and 533 yards of total offense to give coach Ron Zook his first bowl win as a head coach in his fourth try. Freshman quarterback Nathan Scheelhaase got off to a sensational start, completing all of his 13 passes in the first half, and finished 18 of 23 for 242 yards. He scored on a 55-yard touchdown run with 41 seconds to play to make it 38-14. Illinois opened the second half with an 87-yard drive capped by a 13-yard touchdown run by Leshoure. Leshoure also scored the 2-point conversion to extend the lead to 24-0 and set the Illinois single-season scoring record. Illinois led 9-0 before a 5-yard touchdown run by Leshoure about 10 minutes before halftime stretched the lead to 16-0. That score was set up by a 52-yard reception by Ryan Lankford a play earlier.

SCORING	1	2	3	4	F
Illinois	6	10	8	14	38
Baylor	0	0	7	7	14

SCORING SUMMARY

- ILL Derek Dimke 38 yard FG
- ILL Derek Dimke 28 yard FG
- ILL Derek Dimke 43 yard FG
- ILL Mikel Leshoure 5 yard run (Dimke kick)
- ILL Mikel Leshoure 13 yard run (Leshoure rush)
- BAY Jay Finley 4 yard run (Jones kick)
- BAY Kendall Wright 39 yard pass from Robert Griffin III (Jones kick)
- ILL Leshoure 5 yard run (Dimke kick)
- ILL Nathan Scheelhaase 55 yard run (Dimke kick)

TEAM STATISTICS

(Rushing-Passing-Total): ILL - 291-242-533; BAY - 124-313-437.

INDIVIDUAL STATISTICAL LEADERS

Rushing (Att.-Yds.-TD): ILL - Leshoure 29-184-3; Ford 12-54-0; Scheelhaase 9-53-1; BAY - Finley 12-63-1; Griffin 16-44-0; Reese 1-17-0.
 Passing (Att.-Comp.-Int.-TD-Yds.): ILL - Scheelhaase 23-18-0-0-242; BAY - Griffin 41-30-0-1-306.
 Receiving (No.-Yds.-TD): ILL - Jenkins 6-52-0; Fayson 4-31-0; Ford 3-29-0; Leshoure 2-21-0; Lankford 1-52-0; Millines 1-32-0; E. Wilson 1-25-0; BAY - Wright 12-127-1; Gordon 6-50-0; Taylor 5-81-0; Reese 3-22-0; Sampson 2-3-0; Williams 1-12-0; Monk 1-10-0; Buerck 1-8-0.



2011 KRAFT FIGHT HUNGER BOWL

DEC. 31, 2011 // SAN FRANCISCO, CALIF.

Terry Hawthorne intercepted a Kevin Prince pass and returned it 39 yards for a touchdown with 43 seconds left in the third quarter to give Illinois its first lead of the game and the Illini held off UCLA for a 20-11 victory in the Kraft Fight Hunger Bowl at AT&T Park. It marked the first time in school history that Illinois had won bowl games in consecutive years and snapped a six-game losing streak after the Illini began the season 6-0. Nathan Scheelhaase sealed the victory with a 60-yard touchdown pass to A.J. Jenkins midway through the fourth quarter. A stingy Illinois defense limited the Bruins to 18 yards rushing - the lowest by an FBS opponent since 2005 - and only 219 total yards of offense, and recorded five sacks, breaking the single-season school record. Consensus All-American Whitney Mercilus recorded 1.5 sacks, equaling Simeon Rice's school-record 16 from 1994, and giving him 22.5 tackles for loss on the season, the second-most in school history. Jenkins caught six passes for 80 yards on the day, falling two yards short of tying David Williams' single-season record for receiving yards with his season total of 1,276 yards. The game was played under unique circumstances as both schools had interim coaching staffs for the game, most of which were not retained after the bowl.

SCORING	1	2	3	4	F
Illinois	0	3	7	10	20
UCLA	0	7	0	7	14

SCORING SUMMARY

- UCLA Embree 16 yard pass from Prince (Gonzalez kick)
- ILL Dimke 36 yard field goal
- ILL Hawthorne 39 yard interception return (Dimke kick)
- ILL Dimke 37 yard field goal
- ILL Jenkins 60 yd pass from Scheelhaase (Dimke kick)
- UCLA Rosario 38 yard pass from Prince (Gonzalez kick)

TEAM STATISTICS

(Rushing-Passing-Total): ILL - 178-148-326; UCLA - 30-201-231.

INDIVIDUAL STATISTICAL LEADERS

Rushing (Att.-Yds.-TD): ILL - Scheelhaase 22-110, Young 12-45, Jenkins 1-16, Pollard 4-13, O'Toole 1-1, Team 1(-1), Millines 1(-2), Dimke 1(-4). UCLA - Coleman 9-39, Franklin 8-29, James 2(-6), Team 1(-13), Prince 10(-31).
 Passing (Att.-Comp.-Int.-TD-Yds.): ILL - Scheelhaase 18-30-1-1-139, O'Toole 0-2-0-0-0, Millines 1-1-0-0-9. UCLA - Prince 14-29-1-2-201.
 Receiving (No.-Yds.-TD): ILL - Jenkins 6-80-1, Lankford 3-25, Millines 2-18, Viliunas 2-15, Young 2(-1), Scheelhaase 1-9, Harris 1-6, Davis 1-0, Pollard 1(-4). UCLA - Fauria 5-36, Smith 3-60, Rosario 3-55-1, Evans 1-29, Embree 1-16-1, Coleman 1-5.

POSTSEASON BOWLS



2014 ZAXBY'S HEART OF DALLAS BOWL

DEC. 26, 2014 // DALLAS, TEXAS

Reilly O'Toole threw for 295 yards and a touchdown for the Fighting Illini and fellow seniors Jon Davis and Donovan Young each found the end zone in their final game in Orange and Blue. But special teams and big plays burned Illinois in a 35-18 loss in the 2014 Zaxby's Heart of Dallas Bowl. Illinois (6-7) struggled early with penalties and missed field goals, but got within three points early in the fourth quarter, but Kenneth Dixon scored his second TD from one yard out with six minutes left to make it 28-18 and the Illini couldn't answer. Illinois appeared to have gotten a break when LaKeith Walls sacked Cody Sokol, causing him to fumble. Jihad Ward returned it 19 yards before Dixon forced a fumble and Sokol recovered. That drive was capped by Dixon's TD. O'Toole was 24 of 39 for a season-high 295 yards with one touchdown and one interception.

SCORING	1	2	3	4	F
Illinois	3	6	6	3	18
Louisiana Tech	14	7	0	14	35

SCORING SUMMARY

- LT Craft 16 yard run (Barnes kick)
- ILL Zalewski 27 yard field goal
- LT Dixon 8-yard pass from Sokol (Barnes kick)
- ILL Davis 25 yard pass from O'Toole (kick failed)
- LT Woods 69 yard interception return (Barnes kick)
- ILL Young 3 yard run (O'Toole pass failed)
- ILL Reisner 43 yard field goal
- LT Dixon 1 yard run (Barnes kick)
- LT Martin 28 yard run (Barnes kick)

TEAM STATISTICS

(Rushing-Passing-Total): ILL – 122-329-451; LT – 114-247-361.

INDIVIDUAL STATISTICAL LEADERS

Rushing (Carries-Yards-TD): ILL – Ferguson 7-50, Dudek 1-50, Young 6-18-1, O'Toole 18-2-0, Davis 1-2. LT – Dixon 13-63-1, Martin 4-38-1, Craft 5-16-1, Henderson 3-11, Lee 1-0, Team 2-(-4), Sokol (3-(-10)).
 Passing (Comp-Att-INT-TD-Yds): ILL – O'Toole 24-39-1-1-295, Lunt 4-8-0-0-34. LT – Sokol 14-28-0-1-247.
 Receiving (Rec-Yards-TD): ILL – Dudek 7-73, Turner 6-84, Ferguson 6-54, Allison 4-72, Davis 2-38-1, Young 2-(-2), Hardee 1-10. LT – Henderson 4-93, Dixon 4-79-1, Turner 3-38, Taylor 2-20, Lee 1-17.
 Tackle Leaders (Tackles, TFL-Yds): ILL – Thomas III 5, Neal, Jr. 5, 1.0-1, Petty 5. LT – Villemez 10, 0.5-2, 1.5-5, Woods 9, Liggins 9, 1.0-7, Brice 6, 1.0-9, 1.0-9, Bates 6, 5.5-35, 4.5-32.



2019 REDBOX BOWL

DEC. 30, 2019 // SANTA CLARA, CALIFORNIA

The Illini outgained Cal, 450-395, but did not force a turnover on defense for the first time this season. Brandon Peters passed for 273 yards and one touchdown for Illinois (6-7) in his return after sitting out the regular-season finale with a concussion. Peters, who was shaken up again after diving out of bounds following a scramble late in the fourth quarter, completed 22 of 37 passes and added a team-high 68 rushing yards. Cal's Chase Garbers threw four touchdown passes and ran for another score. The offensive MVP of the game, Garbers completed 22 of 31 passes for 272 yards with TD passes of 4, 3, 2 and 6 yards.

SCORING	1	2	3	4	F
Illinois	10	3	0	7	20
California	7	14	7	7	35

SCORING SUMMARY

- ILL McCourt 25 yard field goal
- CAL Moore 4 yard pass from Garbers (Thomas kick)
- ILL Barker 5 yard pass from Peters (McCourt kick)
- CAL Garbers 1 yard run (Thomas kick)
- CAL Brown Jr. 3 yard pass from Garbers (Thomas kick)
- ILL McCourt 30 yard field goal
- CAL Reinwald 2 yard pass from Garbers (Thomas kick)
- ILL Corbin 6 yard run (McCourt kick)

TEAM STATISTICS

(Rushing-Passing-Total): ILL – 165-285-450; CAL – 123-272-395

INDIVIDUAL STATISTICAL LEADERS

Rushing (Carries-Yards-TD): ILL – Peters 8-68-0, Corbin 14-41-1, Brown 11-39-0, Bonner 5-17-0. CAL – Brown Jr. 20-120-0, Dancy 2-11-0, Netherda 2-9-8-0, Collins 2-3-0, Garbers 11-(-19)-1.
 Passing (Comp-Att-INT-TD-Yds): ILL – Peters 22-37-1-1-273, Miller 1-1-0-0-12. CAL – Garbers 22-31-0-4-272.
 Receiving (Rec-Yards-TD): ILL – Navarro 6-77-0, Sandy 4-22-0, Barker 3-55-1, I. Williams 3-9-0, Davis 2-43-0, Brown 2-17-0, J. Williams 1-14-0, Washington 1-14-0, Palmer 1-12-0, Petitbon 0-14-0. CAL – Polk 5-105-0, Remigio 4-36-1, Tonges 3-65-0, Brown Jr. 3-17-1, Crawford 2-29-0, Collins 2-11-0, Moore 1-4-1, Dancy 1-3-0, Reinwald 1-2-1.
 Tackle Leaders (Tackles, TFL-Yds): ILL – Hobbs 9, 0.0-0, Tolson 9, 1.0-3, Brown 8, 0.0-0, Harding 6, 1.5-3. CAL – Weaver 9, 0.0-0, Deng 8, 0.0-0, Goode 8, 1.0-3, Johnson 3, 2.0-9



2023 RELIAQUEST BOWL

JAN. 2, 2023 // TAMPA, FLORIDA

Illinois fell just short in its first bowl game since 2019, dropping the ReliaQuest Bowl to No. 22 Mississippi State, 19-10, at Tampa's Raymond James Stadium. The Bulldogs kicked the game-winning field goal with four seconds remaining to take the last-minute bowl victory. The Illini defense had two interceptions in the defeat, with Matthew Bailey making his third interception of the season and Kendall Smith tallying his fifth pick. The takeaways came on consecutive drives and ultimately led to an Illinois touchdown, and the interceptions pushed the team's season total to a program-record 24. Isaiah Williams had career highs in receptions (10) and receiving yards (120), while Casey Washington put together a career-best performance with eight catches for 74 yards. TD passes of 4, 3, 2 and 6 yards. Illinois played in its first January bowl games since the 2008 Rose Bowl Game and its first bowl game in the state of Florida since the 1999 MicronPC.com Bowl.

SCORING	1	2	3	4	F
Mississippi State	0	3	0	16	19
Illinois	0	7	3	0	10

SCORING SUMMARY

- ILL DeVito 2 yard rush (Griffin kick)
- MSU Biscardi 38 yard field goal
- ILL Griffin 52 yard field goal
- MSU Robinson 8 yard pass from Rogers (Biscardi kick)
- MSU Biscardi 27 yard field goal
- MSU Banks 60 yard fumble recovery

TEAM STATISTICS

(Rushing-Passing-Total): ILL – 22-253-275; MSU – 116-274-390

INDIVIDUAL STATISTICAL LEADERS

Rushing (Carries-Yards-TD): ILL – Love 13-53-0, McCray 7-17-0, DeVito 10-(-35)-1. MSU – Price 7-68-0, Marks 10-50.
 Passing (Comp-Att-INT-TD-Yds): ILL – DeVito 23-34-253-0. MSU – Rogers 29-44-261-1.
 Receiving (Rec-Yards-TD): ILL – Williams 10-120-0, Washington 7-68-0.
 MSU – Robinson 7-81-1, Griffin 5-53, Walley 5-43.
 Tackle Leaders (Tackles, TFL-Yds): ILL – Smith 6, 0-0, INT, Barnes 6, 0-0, Bailey 5, 0-0, INT. MSU – Johnson 12, 1.5-11

BOWL RECORDS

TEAM TOTAL OFFENSE

Most Yards Gained

Illinois 611, vs. Virginia (1999 Micronpc.com)
Opponent 633, USC (2008 Rose)

Fewest Yards Gained

Illinois 205, vs. UCLA (1984 Rose)
Opponent 182, Washington (1964 Rose)

Most Touchdowns Scored (Rush/Pass)

Illinois 9, vs. Virginia (1999 Micronpc.com)
Opponent 7, LSU (2002 Sugar) & USC (2008 Rose)

Fewest Touchdowns Scored (Rush/Pass)

Illinois 0, vs. UCLA (1991 John Hancock);
0, vs. Clemson (1991 Hall of Fame)
Opponent 0, UCLA (1991 John Hancock);
0, East Carolina (1994 Liberty)

TEAM FIRST DOWNS

Most First Downs

Illinois 29, vs. Virginia (1990 Citrus)
Opponent 32, LSU (2002 Sugar)

Fewest First Downs

Illinois 14, vs. Clemson (1991 Hall of Fame)
14, vs. UCLA (1991 John Hancock)
14, vs. LSU (2002 Sugar)
Opponent 12, UCLA (1947 Rose Bowl)
12, Washington (1964 Rose)
12, Florida (1988 All-American)

Most First Downs by Rushing

Illinois 19, vs. UCLA (1947 Rose)
Opponent 16, Hawaii (1992 Holiday)

Fewest First Downs by Rushing

Illinois 3, vs. Alabama (1982 Liberty)
3, vs. LSU (2002 Sugar)
Opponent 2, UCLA (2011 Kraft Fight Hunger)

Most First Downs by Passing

Illinois 19, vs. Army (1985 Peach)
Opponent 26, LSU (2002 Sugar)

Fewest First Downs by Passing

Illinois 4, vs. UCLA (1947 Rose)
Opponent 4, Washington (1964 Rose)

Most First Downs by Penalty

Illinois 3, vs. Mississippi State (2023 ReliaQuest)
3, vs. USC (2008 Rose)
Opponent 5, California (2019 Redbox)

TEAM RUSHING

Most Rushes

Illinois 66, vs. Washington (1964 Rose)
Opponent 64, Army (1985 Peach)

Fewest Rushes

Illinois 17, vs. UCLA (1984 Rose)
Opponent 22, Mississippi State (2023 ReliaQuest)

Most Rushing Yards Gained

Illinois 361, vs. Stanford (1952 Rose)
Opponent 344, USC (2008 Rose)

Fewest Rushing Yards Gained

Illinois 0, vs. UCLA (1984 Rose)
Opponent 19, UCLA (2011 Kraft Fight Hunger)

Most Rushing Touchdowns

Illinois 6, vs. Virginia (1999 MicronPC.com)
Opponent 4, LSU (2002 Sugar)

TEAM PASSING

Most Passes Attempted

Illinois 58, vs. Alabama (1982 Liberty)
Opponent 53, LSU (2002 Sugar)

Fewest Passes Attempted

Illinois 15, (1947, 1952, 1964 Rose)
Opponent 13, Alabama (1982 Liberty)

Most Passes Completed

Illinois 38, vs. Army (1985 Peach)
Opponent 31, LSU (2002 Sugar)
31, Baylor (2010 Texas)

Fewest Passes Completed

Illinois 4, vs. UCLA (1947 Rose)
Opponent 6, Hawaii (1992 Holiday)

Most Passes Intercepted

Illinois 7, vs. Alabama (1982 Liberty)
Opponent 4, UCLA (1947 Rose)

Fewest Passes Intercepted

Illinois 0, vs. Washington (1964 Rose); vs. Clemson (1991 Hall of Fame);
vs. Baylor (2010 Texas); vs. Mississippi State (2023 ReliaQuest)
Opponent 0, UCLA (1984 Rose); LSU (2002 Sugar); Baylor (2010 Texas);
Louisiana Tech (2014 Heart of Dallas); California (2019 Redbox)

Most Yards Passing

Illinois 423, vs. Alabama (1982 Liberty)
Opponent 444, LSU (2002 Sugar)

Fewest Yards Passing

Illinois 59, vs. Washington (1964 Rose)
Opponent 68, Washington (1964 Rose)

Highest Completion Percentage

Illinois .782 (18-23), vs. Baylor (2010 Texas)
Opponent .721 (31-43), Baylor (2010 Texas)

Lowest Completion Percentage

Illinois .400, vs. Washington (1964 Rose)
Opponent .353, Hawaii (1992 Holiday)

Most Touchdown Passes

Illinois 5, vs. LSU (2002 Sugar)
Opponent 4, UCLA (1984 Rose);
4, LSU (2002 Sugar);
4, USC (2008 Rose);
4, California (2019 Redbox)

TEAM PUNTING

Most Punts

Illinois 9, vs. LSU (2002 Sugar)
Opponent 8, UCLA (1947 Rose);
8, LSU (2002 Sugar);
8, UCLA (2011 Kraft Fight Hunger)

Fewest Punts

Illinois 0, vs. Virginia (1999 Micronpc.com)
Opponent 2, Hawaii (1992 Holiday)

Highest Punting Average

Illinois 50.5, vs. Stanford (1952 Rose)
Opponent 46.0, Clemson (1991 Hall of Fame)

Lowest Punting Average

Illinois 33.3, vs. Alabama (1982 Liberty)
Opponent 30.3, Stanford (1952 Rose)

Highest Punt Return Average

Illinois 17.0, vs. UCLA (1947 Rose)
Opponent 14.5, UCLA (1991 John Hancock)

BOWL RECORDS

TEAM KICKOFF RETURNS

Most Kickoff Returns

Illinois 6, vs. Army (1985 Peach)
Opponent 8, UCLA (1947 Rose)

Highest Kickoff Return Average

Illinois 33.3, vs. UCLA (1984 Rose)
Opponent 32.6, UCLA (1947 Rose)

Lowest Kickoff Return Average

Illinois 11.0, vs. UCLA (2011 Kraft Fight Hunger)
Opponent 9.0, UCLA (1991 John Hancock)

TEAM PENALTIES

Most Penalties Against

Illinois 15, vs. East Carolina (1994 Liberty)
Opponent 13, LSU (2002 Sugar)

Fewest Penalties Against

Illinois 2, vs. Clemson (1991 Hall of Fame)
Opponent 3, Alabama (1982 Liberty); Army (1985 Peach);
Hawaii (1992 Holiday); UCLA (2011 Kraft Fight Hunger)

Most Yards Penalized

Illinois 164, vs. East Carolina (1994 Liberty)
Opponent 113, LSU (2002 Sugar)

Fewest Yards Penalized

Illinois 25, vs. Hawaii (1992 Holiday); vs. Mississippi State (2023 ReliaQuest)
Opponent 14, Alabama (1982 Liberty)

TEAM FUMBLES

Most Fumbles

Illinois 6, vs. USC (2008 Rose)
Opponent 5, Washington (1964 Rose)

Fewest Fumbles

Illinois 0, vs. East Carolina (1994 Liberty); vs. Stanford (1952 Rose)
Opponent 0, Army (1985 Peach); USC (2008 Rose);
California (2019 Redbox); Mississippi State (2023 ReliaQuest)

Most Fumbles Lost

Illinois 3, vs. Washington (1964 Rose)
Opponent 3, Alabama (1982 Liberty)

INDIVIDUAL RUSHING

Most Carries

Illinois 29, Mikel Leshoure vs. Baylor (2010 Texas)
Opponent 29, Travis Sims, Hawaii (1992 Holiday)

Most Yards Gained

Illinois 187, Mikel Leshoure vs. Baylor (2010 Texas)
Opponent 159, Emmitt Smith, Florida (1988 All-American)

Yards per Rush (min. 5 carries)

Illinois 12.2, Rocky Harvey vs. Virginia (1999 Micronpc.com)
Opponent 12.5, Joe McKnight, USC (2008 Rose)

Most Rushing Touchdowns

Illinois 3, Mikel Leshoure vs. Baylor (2010 Texas)
Opponent 4, Domenick Davis, LSU (2002 Sugar)

INDIVIDUAL PASSING

Most Passes Attempted

Illinois 55, Tony Eason vs. Alabama (1982 Liberty);
55, Jack Trudeau vs. Army (1985 Peach)
Opponent 53, Rohan Davey, LSU (2002 Sugar)

Most Passes Completed

Illinois 38, Jack Trudeau vs. Army (1985 Peach)
Opponent 31, Rohan Davey, LSU (2002 Sugar)

Most Touchdown Passes Thrown

Illinois 4, Johnny Johnson vs. East Carolina (1994 Liberty);
4, Kurt Kittner vs. LSU (2002 Sugar)
Opponent 4, Rick Neuheisel, UCLA (1984 Rose);
4, Chase Garbers, California (2019 Redbox)

Most Passing Yardage

Illinois 423, Tony Eason vs. Alabama (1982 Liberty)
Opponent 444, Rohan Davey, LSU (2002 Sugar)

Most Interceptions Thrown

Illinois 4, Tony Eason vs. Alabama (1982 Liberty)
Opponent 4, Marcus Crandell, East Carolina (1994 Liberty)

Best Completion Percentage (min. 5 att.)

Illinois .783, Nathan Scheelhaase (18-23) vs. Baylor (2010 Texas)
Opponent .732, Robert Griffin III (30-41), Baylor (2010 Texas)

Consecutive Completions

Illinois 13 (to start game), Nathan Scheelhaase vs. Baylor (2010 Texas)

INDIVIDUAL RECEIVING

Most Receptions

Illinois 10, Isaiah Williams vs. Mississippi State (2023 ReliaQuest)
10, David Williams vs. UCLA (1984 Rose)
Opponent 14, Josh Reed, LSU (2002 Sugar)

Most Reception Yardage

Illinois 178, Walter Young vs. LSU (2002 Sugar)
Opponent 239, Josh Reed, LSU (2002 Sugar)

Most Touchdown Receptions

Illinois 2, five times (last, Walter Young and Brandon Lloyd vs. LSU, 2002 Sugar)
Opponent 2, Karl Dorrell, UCLA (1984 Rose); Josh Reed, LSU (2002 Sugar)

INDIVIDUAL SCORING

Most Touchdowns

Illinois 3, Mikel Leshoure (all rushing) vs. Baylor (2010 Texas)
Opponent 4, Domanick Davis, LSU (2002 Sugar)

Most Points

Illinois 20, Mikel Leshoure vs. Baylor (2010 Texas)
Opponent 24, Domanick Davis, LSU (2002 Sugar)

Most Extra Points

Illinois 9, Neil Rackers vs. Virginia (1999 Micronpc.com)
Opponent 7, David Buehler, USC (2008 Rose)

INDIVIDUAL FIELD GOALS

Longest Field Goal

Illinois 52, Caleb Griffin vs. Mississippi State (2023 ReliaQuest)
Opponent 45, Jason Elam, Hawaii (1992 Holiday)

Most Field Goals

Illinois 3, Derek Dimke (38, 28, 43) vs. Baylor (2010 Texas)
Opponent 3, Chris Gardocki, Clemson (1991 Hall of Fame)

TACKLES

Most Tackles

Illinois 13, Vontae Davis vs. USC (2008 Rose);
13, Moe Gardner vs. Florida (1988 All-American);
13, Don Thorp vs. UCLA (1984 Rose)
Opponent 15, Daren Hart, East Carolina (1994 Liberty)