



# FIGHTING ILLINI

## WOMEN'S BASKETBALL GAME NOTES



**F** FIGHTINGILLINI.COM  
#ILLINI // #ONEWAY

**T** @IlliniWBB  
@IlliniAthletics

**I** @IlliniWBB  
@IlliniAthletics

**f** facebook.com/IlliniWBBasketball  
facebook.com/IlliniAthletics

### SCHEDULE/RESULTS (16-5, 6-4 B1G)

DATE	OPPONENT (TV/STREAM)	TIME (CT)/RESULT
Nov. 4	Quincy-Exhibition (B1G+)	W, 78-43
Nov. 9	LIU (B1G+)	W, 75-40
Nov. 13	Alcorn State (B1G+)	W, 90-59
Nov. 16	McNeese State (B1G+)	W, 100-38
Nov. 19	Evansville (B1G+)	W, 93-54
Nov. 21	Oakland (B1G+)	W, 84-55
Nov. 25	! vs. Charlotte (FloHoops)	W, 70-43
Nov. 26	! vs. Delaware (FloHoops)	L, 80-83
Nov. 30	^ at Pitt (ACC Network)	W, 92-71
Dec. 4	* at #5/4 Indiana (B1G+)	L, 61-65
Dec. 7	* Rutgers (B1G+)	W, 80-62
Dec. 11	at Butler (FloHoops)	W, 65-63
Dec. 18	% at [RV] Missouri (SEC Network)	W, 76-66
Dec. 21	Florida Atlantic (B1G+)	W, 81-46
Dec. 29	* at Wisconsin (B1G+)	W, 79-63
Jan. 1	* #12/10 Iowa (Big Ten Network)	W, 90-86
Jan. 5	* Northwestern (Big Ten Network)	W, 85-79
Jan. 8	* at #3/3 Ohio State (B1G+)	L, 81-87
Jan. 15	* at Minnesota (B1G+)	W, 70-57
Jan. 18	* #6/6 Indiana (B1G+)	L, 72-83
Jan. 22	* at Northwestern (B1G+)	W, 67-64
Jan. 26	* Purdue (B1G+)	L, 52-62
Jan. 29	* Michigan State (Big Ten Network)	5 p.m.
Feb. 2	* at Michigan (Big Ten Network)	5:30 p.m.
Feb. 5	* Minnesota (B1G+)	2 p.m.
Feb. 9	* at Nebraska (B1G+)	7 p.m.
Feb. 12	* at Maryland (B1G+)	12 p.m.
Feb. 19	* Penn State (B1G+)	2 p.m.
Feb. 22	* Nebraska (B1G+)	7 p.m.
Feb. 26	* at Rutgers (Big Ten Network or B1G+)	1 p.m.
March 1-5	Big Ten Tournament (Minnesota, Minn.)	TBD

! - Daytona Beach Invitational - Daytona, Fla. (Ocean Center)

^ - Big Ten/ACC Challenge

\* - Big Ten Conference

% - McBride Homes Braggin' Rights

### GAME 22 | NO. 22/22 ILLINOIS VS. MICHIGAN STATE JAN. 29, 2023 | 5 PM CT | CHAMPAIGN, ILL. | STATE FARM CENTER (15,544)

#### #22/22 ILLINOIS FIGHTING ILLINI



##### Team Information

2022-23 Record ..... 16-5 (6-4 B1G)  
Last Game..... L, 52-62 vs. Purdue (1/26)  
Rankings (AP | Coaches) ..... 22 | 22  
NET ..... #34  
Head Coach ..... Shauna Green (Canisius, 2002)  
Overall Record ..... 172-80 (9th Season)  
Record at Illinois ..... 16-5 (1st Season)

#### MICHIGAN STATE SPARTANS



##### Team Information

2022-23 Record ..... 11-9 (3-6 B1G)  
Last Game..... W, 85-63 vs. Rutgers (1/22)  
Rankings (AP | Coaches) ..... -- | --  
NET ..... #40  
Head Coach ..... Suzy Merchant (Cent. Michigan, 1991)  
Overall Record ..... 523-302 (28th Season)  
Record at School ..... 322-182 (16th Season)

### TEAM STATISTICAL COMPARISON

CATEGORY	ILL	MSU
Points Per Game	78.2	80.2
Points Allowed Per Game	63.1	64.3
Field-Goal Percentage	46.3	43.4
Opponent Field-Goal Percentage	39.1	40.1
Three-Point Field-Goal Percentage	38.7	32.9
Opponent Three-Point Field-Goal Percentage	29.2	29.0
Free-Throw Percentage	75.2	65.0
Rebounds Per Game	40.7	40.8
Rebounding Margin	7.9	5.6
Assists Per Game	14.4	18.3
Turnovers Per Game	13.5	14.8
Opponent Turnovers Per Game	14.7	21.4
Steals Per Game	6.5	11.2
Blocks Per Game	3.5	3.8

### UPCOMING PROMOTIONAL SCHEDULE

Jan. 29 vs. Michigan State - 5 p.m. // Big Ten Network  
» Jonelle Polk McCloud Pre-Game Honored Jersey Ceremony  
» National Girls & Women in Sports Day  
» Alumni Game

Several new gameday elements have been added including: pre-game kids tunnel, light show, pyrotechnics during intros, live DJ and more. For more information, please visit IlliniWBB.com

### BROADCAST INFO

**VIDEO:** **BIG** NETWORK  
Broadcasters..... Jason Ross Jr.  
..... Megan McKeown  
» FOX Sports App  
» Big Ten Network

**AUDIO:** Bussey Bank Illini Sports Network  
Play-by-Play: ..... Mike Koon  
» WDWS-AM 1400 / WHMS-FM 93.9  
» Varsity App  
» Fightingillini.com/watch  
» Sirius XM Channel 84

**LIVE STATS:** Statbroadcast  
» Illinois.Statbroadcast.com

### YOUTUBE PLAYLIST



### 2022-23 ILLINOIS WOMEN'S BASKETBALL ROSTER

No.	Name	Pos.	Ht.	Yr.	Hometown / High School / Previous College	GP-GS	PPG	RPG	AST	BLK	STL
0	Camille Jackson	G	5-11	Fr.	Chicago, Ill. / Butler College Prep	8-0	1.0	0.6	0	0	1
1	Genesis Bryant	G	5-6	Jr.	Jonesboro, Ga. / Lovejoy HS / NC State	21-10	15.1	3.4	80	2	22
3	Makira Cook	G	5-6	Jr.	Cincinnati, Ohio / Mount Notre Dame HS / Dayton	19-19	17.8	3.8	79	2	22
4	Kam'Ren Rhodes	G	5-6	Fr.	Chandler, Ariz. / AZ Compass Prep	8-0	2.1	0.6	2	0	1
11	Jada Peebles	G	5-10	Sr.	Raleigh, N.C. / Wakefield HS	21-2	6.8	1.6	17	5	12
12	Jayla Oden	G	5-9	So.	Baltimore, Md. / McDonogh HS	21-11	4.5	1.5	22	1	10
13	Liisa Taponen	C	6-5	Fr.	Tampere, Finland / Mäkelärinteen Upper Secondary School	7-0	0.3	0.4	1	1	0
14	Geovana Lopes	F/C	6-3	Gr.	Bataguassu, Brazil / E.E. Paulo Mendes Silva / Odessa College	18-0	1.4	2.3	5	4	8
21	Aicha Ndour	C	6-6	Jr.	Somone, Senegal / Cushing Academy / NW Florida State College	14-0	2.1	2.4	2	5	1
23	Brynn Shoup-Hill	F	6-3	So.	Goshen, Ind. / Goshen HS / Dayton	21-21	6.5	5.4	22	15	13
24	Adalia McKenzie	G	5-10	So.	Brooklyn Park, Minn. / Park Center HS	21-21	14.5	6.0	42	1	32
33	Samantha Dewey	F	6-2	Fr.	North Andover, Mass. / Brooks School	8-0	1.6	1.9	4	1	1
44	Kendall Bostic	F	6-2	Jr.	Kokomo, Ind. / Northwestern HS / Michigan State	21-21	10.2	10.4	27	37	13

**Head Coach:** Shauna Green (First season at Illinois, ninth overall)

**Associate Head Coach:** Calamity McEntire (First season at Illinois)

**Assistant Coach:** DeAntoine Beasley (First season at Illinois)

**Assistant Coach:** Ryan Gensler (First season at Illinois)

#### ILLINI WOMEN'S BASKETBALL MEDIA BOX:

[uofi.box.com/v/2022-23WBBMEDIA](https://uofi.box.com/v/2022-23WBBMEDIA)

The Illini women's basketball media box will be updated with information, including photos, statistics, game notes, and more, throughout the course of the 2022-23 season.



## INFORMATION FOR STATE FARM CENTER

The following are important updates about the game day fan experience and reminders of what attendees can expect when returning to State Farm Center.

## CASHLESS CONCESSIONS

Following successful implementation at Illini football and men's basketball home games, food service partner, Spectra, has announced that all concessions transactions at State Farm Center will now be cashless. Under the new procedure, fans will use a tablet screen to input their order and pay using a credit or debit card. NFC-enabled devices may also be used to pay with credit card, Apple Pay, or Google Pay at most permanent concessions stands. Cashless transactions are expected to result in quicker, more efficient service throughout State Farm Center.

## SECURITY SCREENING &amp; CLEAR BAG POLICY

Fans attending Illini home games this season can expect the same security screening procedures and clear bag policy enforcement as previous years.

As a reminder, all patrons will be asked to pass through metal detectors or be hand screened at State Farm Center entrances. Cell phones, cameras, eyeglass cases, and any other large metal objects should be removed from pockets. Keys, coins, jewelry, watches, wallets, belts, and shoes do not need to be removed unless requested by a member of the State Farm Center security team.

The Clear Bag Policy, implemented in 2018, is still in effect. Non-clear bags larger than 4.5"x7" (including purses, binocular cases, etc.) are NOT permitted. Additionally, containers (except empty clear plastic water bottles under 32 oz.), food and drink, laptops/large electronic devices, flags/banners/blankets, noisemakers, and weapons are all prohibited from entering State Farm Center.

Additional information regarding these policies can be found on [StateFarmCenter.com](http://StateFarmCenter.com).

## PARKING AT STATE FARM CENTER

Parking at State Farm Center for Illinois Women's Basketball games is free to all fans and media. Members of the media should enter through the lower Northeast Entrance..

## CREDENTIALS

Press Will Call is located at the lower northeast gate of the State Farm Center. A valid photo ID will be required when picking up press credentials.

## ARENA OPENING

Doors for Illinois women's basketball games in State Farm Center open 60 minutes ahead of tipoff unless otherwise noted.



2022-23 WBB Media Box

## 2023 ACCOLADES

## GENESIS BRYANT

Big Ten Co-Player of the Week (12/27/22)  
Big Ten Co-Player of the Week (1/2/23)  
ESPN Player of the Week (1/2/23)  
NCAA Weekly Starting Five (1/4/23)

## KENDALL BOSTIC

Big Ten Weekly Honor Roll (1/9/23)  
Big Ten Weekly Honor Roll (1/23/23)

## MAKIRA COOK

ESPN's No. 5 Ranked Transfer (12/29/22)

## ADALIA MCKENZIE

Big Ten Weekly Honor Roll (12/19/22)

## SHAUNA GREEN

ESPN Coach of the Week (12/19/22)  
Just Women's Sports Midseason NCAA CoTY Frontrunner (1/13/22)

## TEAM

USBWA Team of the Week (1/4/23)  
Her Hoops Stats Most Improved Team (1/14/23)

## HANGING IN THE RAFTERS

## Ashley Berggren • Jersey hung Feb. 22, 2009

» First Illini WBB player to have jersey honored  
» Played from 1994-98  
» Illinois' second all-time leading scorer (2,089)  
» Big Ten Player of the Year (1997)

## Theresa Grentz • Banner hung ahead of 2022-23 season

» First Illini WBB coach to have banner hung  
» Coached at Illinois from 1995-2007  
» Inducted into WBB Hall of Fame in 2001  
» Inducted into Naismith Basketball HOF in 2022  
» BIG Coach of the Year in 1997 & '98  
» Illinois all-time WBB wins leader (210)

## Jonelle Polk McCloud • Jersey will be hung Jan. 29, 2023

» Played from 1983-87  
» Illinois' third all-time leading scorer (1,984)  
» 2x First-Team All-Big Ten (1986, '87)  
» 1987 Big Ten Medal of Honor & 2x All-District

## Jenna Smith • Jersey will be hung Feb. 5, 2023

» Played from 2007-10  
» Illinois' all-time leading scorer (2,160)  
» Illinois' all-time leading rebounder (1,217)  
» 3x First-Team All-Big Ten (2008, '09, '10)

## QUICK FACTS

## UNIVERSITY INFORMATION

Location ..... Urbana-Champaign, Ill.  
Enrollment ..... 56,299  
Nickname ..... Fighting Illini  
Founded ..... 1867  
Colors ..... Orange & Blue  
Affiliation ..... NCAA Division I  
Conference ..... Big Ten  
Home Court (capacity) ..... State Farm Center (15,544)  
President ..... Timothy L. Killeen  
Chancellor ..... Robert J. Jones  
Athletic Director ..... Josh Whitman  
Senior Woman Administrator (SWA) ..... Sara Burton  
Ticket Office ..... 217-333-3470

## TEAM HISTORY

First Year ..... 1974-75  
Overall Record ..... 662-745 (.471); 49th year  
Big Ten Record ..... 249-439 (.688); 41st year  
State Farm Center Record ..... 304-223 (.577); 37th year  
Years in NCAA (8) ..... 1982, '86, '87, '97, '98, '99, '00, '03  
Years in WNIT (8) ..... 2001, '02, '05, '06, '07, '08, '10, '13  
Big Ten Titles (1) ..... 1997

## 2022-23 RETURNING/LOST

Starters Returning/Lost ..... 3/2  
Letterwinners Returning/Lost ..... 5/8  
Newcomers in 2022-23 ..... 8

## COACHING STAFF

Head Coach ..... Shauna Green (Canisius '02)  
Career Record ..... 172-80 (9 seasons)  
Record at Illinois ..... 16-5 (1 season)  
Associate Head Coach ..... Calamity McEntire (Tennessee '03)  
Assistant Coach ..... DeAntoine Beasley (Tennessee Tech '04)  
Assistant Coach ..... Ryan Gensler (Saint Joseph's '09)  
Director of Operations ..... Maya Solomon (1st season)  
Dir. of Recruiting Operations ..... Emily Durr (1st season)  
Dir. of Scouting/Player Devel. ..... Jenna Giaccone (1st Season)  
Video & Scouting Ops. Coord. .... Justin Peak (2nd season)  
Strength & Conditioning Coach ..... Kilee Fletcher (6th season)  
Athletic Trainer ..... Autumn Taylor (4th season)  
Graduate Assistant ..... Caleb Samson (1st season)  
Basketball Office Phone ..... 217-333-8612

## ATHLETICS COMMUNICATION

Women's Basketball SID ..... Jess Leifheit  
Cell Phone ..... 630-870-9582  
Email ..... [jessleif@illinois.edu](mailto:jessleif@illinois.edu)

## 2022-23 BIG TEN STANDINGS

	Conference Games						All Games						Top 25*			Last
	W-L	PCT	H	A	Streak		W-L	PCT	H	A	N		25*	10	Stk	
(6/6) Indiana	9-1	.900	5-0	4-1	W7		19-1	.950	12-0	5-1	2-0	6-0	9-1	W7		
(T10/8) Iowa	8-1	.889	4-0	4-1	W5		16-4	.800	10-1	5-2	1-1	4-2	9-1	W5		
(2/5) Ohio State	8-2	.800	4-1	4-1	L2		19-2	.905	10-1	7-1	2-0	4-2	8-2	L2		
(T10/11) Maryland	8-2	.800	4-1	4-1	W4		17-4	.810	6-2	9-1	2-1	4-2	9-1	W4		
(22/22) Illinois	6-4	.600	3-2	3-2	L1		16-5	.762	9-2	6-2	1-1	1-3	7-3	L1		
(13/17) Michigan	6-4	.600	3-2	3-2	L2		16-5	.762	7-3	5-2	4-0	2-4	6-4	L2		
Purdue	5-5	.500	2-3	3-2	W2		14-6	.700	8-3	4-2	2-1	1-3	6-4	W2		
Nebraska	4-5	.444	2-3	2-2	L1		12-8	.600	8-3	2-5	2-0	2-6	5-5	L1		
Michigan State	3-6	.333	2-3	1-3	W1		11-9	.550	9-4	2-3	0-2	1-6	5-5	W1		
Penn State	3-7	.300	3-2	0-5	L1		12-9	.571	10-3	0-6	2-0	0-3	4-6	L1		
Rutgers	3-7	.300	2-3	1-4	W1		9-13	.409	8-5	1-5	0-3	0-6	4-6	W1		
Minnesota	2-7	.222	1-3	1-4	L1		9-11	.450	7-5	1-6	1-0	0-4	4-6	L1		
Wisconsin	2-7	.222	1-3	1-4	L3		7-14	.333	5-4	2-6	0-4	0-3	4-6	W1		
Northwestern	0-9	.000	0-5	0-4	L9		7-13	.350	6-7	1-6	0-0	0-8	2-8	W1		

(x) - AP/WBCA-USA Today Top 25 poll rankings (RV - receiving votes)

\* - Only opponents ranked in Top 25 of either poll at tipoff



## GAME NOTES

## OPENING TIP

The Fighting Illini women's basketball program continues its 49th season as the Illini host Michigan State on Sunday for a 5 PM CT tip on Big Ten Network.

**Mike Koon** will call the action for the Illini on the Busey Bank Illini Sports Network (1400 AM / 93.9 FM). Streaming, audio, and stats links are also available at FightingIllini.com.

## ABOUT MICHIGAN STATE

- Michigan State owns an 11-9 record on the season and 3-6 mark in Big Ten play.
- MSU went 15-15 last season with an 7-9 mark in conference action.
- The Spartans will travel without head coach Suzy Merchant following a minor one-car accident due to a medical incident. Associate head coach Dean Lockwood will serve as the interim head coach.

## ALL-TIME SERIES INFO

Thursday's game marks the 74th all-time meeting between Illinois and Michigan State. The Illini trail 25-45 - losing 10 straight. MSU leads the series 18-15 when playing in Champaign. Shauna Green will be facing the Spartans for the first time of her career.

## UP NEXT

The Illini will be home for three of their next four games. The squad will host Purdue (Jan. 26) and Michigan State (Jan. 29) next before visiting No. 13/17 Michigan (2/2) and hosting Minnesota (2/5)

## A WIN VS. WOULD...

- Move Illinois to 7-4 in conference play.
- Move Green's career record to 173-80 in 9 seasons.
- Move Green's DI record to 144-55 in 7 seasons.
- Give Illinois WBB an all-time record of 663-745.
- Give Illinois at least 17 wins for the first time since the 2012-13 season.
- Give Illinois a 10-2 record in home games.
- Mark UI's first win over MSU since Jan. 23, 2014.
- Give Illinois a 17-5 record.

## FIRST NET RANKINGS OF 2022-23

- With a 7-2 start, Illinois came in at No. 19 in the first NET rankings of 2022-23 and is currently No. 34.
- In the same rankings a year prior, the Illini were No. 193 - marking a 174-spot difference.
- Big Ten Conference led all Division I conferences with five teams in the top 20 and 10 schools among the top 50 in the first report.
  - » Current B1G NET rankings are: No. 5 Indiana, No. 9 Iowa, No. 10 Ohio State, No. 18 Michigan, No. 20 Maryland, No. 34 Illinois, No. 40 Michigan State, No. 42 Nebraska, No. 43 Purdue, No. 78 Penn State, No. 102 Minnesota, No. 115 Wisconsin, No. 122 Northwestern, & No. 158 Rutgers.
- The NCAA Evaluation Tool (NET) is the primary sorting tool used for determining NCAA Tournament teams.

## FIRST SEASONS AT A NEW SCHOOL

Shauna Green has quickly taken Illinois women's basketball out to a refreshing start. Green is one of 38 head coaches in their first season at a new school this season. Additionally, Green's 6-0 start put her in elite company. The following are teams that have secured a better start than Illinois - just two.

START TEAM	RECORD	COACH	PREVIOUS
12-0	Virginia 14-7	Amaka Agugua-Hamilton	Missouri St.
7-0	Georgia 14-8	Katie Abrahamson-Henderson	UCF
6-0	Illinois 16-5	Shauna Green	Dayton
6-0	UCF 10-9	Sytia Messer	Assoc. HC (LSU)

## SHAUNA GREEN NCAA COTY FRONTRUNNER

Just Women's Sports released its Top-5 candidates at midseason for NCAA Coach of the Year on Jan. 13. The

organization tabbed Shauna Green its midseason front-runner for the honor. Green's in elite company, joined by Kevin McGuff (Ohio State), Kara Lawson (Duke), Lynne Roberts (Utah) and Teri Moren (Indiana).

## NATION'S MOST IMPROVED TEAM

Her Hoops Stats (HHS) has the Illini women's basketball team listed as the biggest turnaround in the nation using its rating system through games on Jan. 12. Illinois' 2021-22 HHS ranking was 268 while its comes in at 62 this season.

#	TEAM	21-22	22-23
1.	Illinois	268	62
2.	Virginia	242	65
3.	St. John's	173	66
4.	Penn State	183	70
5.	Memphis	186	79

## NEW YEAR'S DAY UPSET

Illinois welcomed a crowd of 4,803 fans into State Farm Center on January 1st, 2023 - its second largest women's basketball crowd of the season - for a New Year's Day battle against No. 12/10 Iowa that did not disappoint. With the help of a 31-point second quarter along with career-high scoring efforts from Genesis Bryant (24) and Kendall Bostic (17), the Illini secured the first win over a ranked team at home since 2015. The 90-86 victory over the Hawkeyes marked Iowa's first Big Ten loss of the season and Illinois' first ranked win over any sort in over three years.

Accolades and recognition continued to pour in during the following week, and can be found in the list below.

- U.S. Basketball Writers Association Team of the Week
- Receiving votes in the AP Top-25 Poll (last 2013)
- Receiving votes in both the AP and Coaches Polls at the same time for the first time since 2010.
- SportsCenter highlights
- Genesis Bryant ESPN Player of the Week
- Genesis Bryant NCAA Weekly Starting Five
- Genesis Bryant repeated as Big Ten Co-PotW

## TOP-10 FROM DEEP

Illinois has been shooting the three at an elite level this season. As of Jan. 28, Illinois ranks sixth in the nation in three-point shooting percentage at 38.7. Individually, Illini sharpshooters Jada Peebles (50.0) and Genesis Bryant (45.4) rank top 12 of all NCAA players. Bryant has connected on 49-of-108 shots from deep while Peebles has made 36-of-72 three-pointers. The current single-season 3-point percentage record for an individual is 42.7. As a team, Illinois has made 159-of-411 attempts from beyond the arc. The current single-season record for the team is 36.4 percent.

## BRYANT'S TRIPLE DOUBLE LEADS TO B1G HONORS

- Following just the second start of her collegiate career, Illinois junior transfer Genesis Bryant turned in a triple-double performance, etching her name in the record books and earning herself Co-Big Ten Player of the Week honors.
- Bryant's award marks the first Player of the Week award by the Illini women's basketball program since the 2013-14 campaign.
- Bryant's triple double line read 20 points, 12 assists and 10 rebounds - which also marked the first double double of her career.
- Her performance marked just the third triple double in Illinois program history and the second of the 2022-23 season by a Big Ten player.
- Bryant became only the sixth player in Big Ten history to score 20 points in a points/rebounds/assists triple-double, and third since 2009-10 (four by Iowa's Caitlin Clark last year; one by Michigan State's Tori Jankoska in 2016-17).

## RETURN TO THE RANKINGS

For the first time since Nov. 27, 2000, Illinois Women's

## FIGHTING ILLINI RECORD WHEN...

Record at home . . . . .	9-2
Record on road . . . . .	6-2
Record in neutral-site games . . . . .	1-1
Record vs. AP-ranked teams . . . . .	1-3
Record as a ranked team . . . . .	2-2
Record when on TV . . . . .	4-0
Coming off a win . . . . .	11-5
Coming off a loss . . . . .	4-0
Scoring 80+ points . . . . .	10-2
Scoring 70-79 points . . . . .	5-1
Scoring 60-69 points . . . . .	2-1
Scoring less than 60 points . . . . .	0-1
Giving up 70+ points . . . . .	3-3
Giving up 60-69 points . . . . .	5-2
Giving up 50-59 points . . . . .	4-0
Giving up less than 50 points . . . . .	4-0
Shooting 55% FGs or better . . . . .	3-0
Shooting 50-54% FGs . . . . .	2-0
Shooting 45-49% FGs . . . . .	7-1
Shooting 40-44% FGs . . . . .	3-2
Shooting 30-39% FGs . . . . .	1-2
Shooting below 30% FGs . . . . .	0-0
Opp. shoot 50% FGs or better . . . . .	0-1
Opp. shoot 45-49% FGs . . . . .	6-2
Opp. shoot 40-44% FGs . . . . .	2-2
Opp. shoot 35-39% FGs . . . . .	2-0
Opp. shoot under 35% FGs . . . . .	6-0
Shooting 60% 3FG or better . . . . .	0-0
Shooting 50-59% 3FGs . . . . .	4-0
Shooting 40-49% 3FGs . . . . .	4-1
Shooting 30-39% 3FGs . . . . .	5-3
Shooting below 30% 3FGs . . . . .	3-1
Opp. shoot 60% 3FG or better . . . . .	0-0
Opp. shoot 50-59% 3FGs . . . . .	1-0
Opp. shoot 40-49% 3FGs . . . . .	3-1
Opp. shoot 30-39% 3FGs . . . . .	3-2
Opp. shoot below 30% 3FGs . . . . .	4-2
Shoots better than opponent . . . . .	15-1
Shoots worse than opponent . . . . .	1-4
Out-rebound opponent . . . . .	15-4
Equal rebounds . . . . .	0-0
Opponents out-rebound Illinois . . . . .	1-1
Fewer turnovers than opponent . . . . .	12-1
Equal turnovers . . . . .	1-0
More turnovers than opponent . . . . .	3-4
Wearing white uniforms . . . . .	9-1
Wearing orange uniforms . . . . .	5-3
Wearing blue uniforms . . . . .	2-1
Leading after 1st Quarter . . . . .	13-2
Tied after 1st Quarter . . . . .	0-1
Trailing after 1st Quarter . . . . .	3-2
Leading at halftime . . . . .	15-1
Tied at halftime . . . . .	0-0
Trailing at halftime . . . . .	1-4
Leading after 3rd Quarter . . . . .	16-0
Tied after 3rd Quarter . . . . .	0-1
Trailing after 3rd Quarter . . . . .	0-4
Shoot more FTs than opponent . . . . .	7-2
Shoot fewer FTs than opponent . . . . .	9-3
Equal FT attempts . . . . .	0-0
Game goes to overtime . . . . .	0-0
Margin is five points or less . . . . .	3-2
Margin is 6-10 points . . . . .	2-2
Margin is 11-20 points . . . . .	3-1
Margin is 21+ points . . . . .	8-0
Playing in November . . . . .	7-1
Playing in December . . . . .	5-1
Playing in January . . . . .	4-3
Playing in February . . . . .	0-0
Playing in March . . . . .	0-0
In day games (before 5 p.m.) . . . . .	10-3
In night games (after 5 p.m.) . . . . .	6-2



## INDIVIDUAL TRENDS (DIVISION I ONLY)

Double-Digit Scoring	2022-23	Career
Makira Cook	18 (13-5)	46^
Jada Peebles	6 (5-1)	35
Adalia McKenzie	16 (14-2)	28
Genesis Bryant	17 (13-4)	18^
Kendall Bostic	8 (6-2)	16^
Jayla Oden	4 (4-0)	9
Brynn Shoup-Hill	6 (4-2)	8^
Geovana Lopes	1 (1-0)	4
Aicha Ndour	1 (1-0)	1^

20+ Point	2022-23	Career
Makira Cook	9	16
Adalia McKenzie	5	6
Genesis Bryant	4	4
Jada Peebles	1	2
Kendall Bostic	1	1

30+ Point	2022-23	Career
Makira Cook	1	1

Double-Doubles	2022-23	Career
Kendall Bostic	8 (6-2)	14
Adalia McKenzie	3 (2-1)	3
Makira Cook	1 (0-1)	2

Triple-Doubles	2022-23	Career
Genesis Bryant	1 (1-0)	1

Double-Digit Rebounds	2022-23	Career
Kendall Bostic	14 (10-4)	30
Adalia McKenzie	4 (2-2)	4
Makira Cook	0	1
Genesis Bryant	1 (1-0)	1
Geovana Lopes	1 (1-0)	1

Double-Digit Assists	2022-23	Career
Makira Cook	1 (0-1)	1
Genesis Bryant	1 (1-0)	1

Games Played	2022-23	Career
Jada Peebles	21 (16-5)	98
Kendall Bostic	21 (16-5)	70^
Makira Cook	19 (14-5)	68^
Geovana Lopes	18 (13-5)	58
Genesis Bryant	21 (16-5)	55^
Adalia McKenzie	21 (16-5)	48
Jayla Oden	21 (16-5)	44
Brynn Shoup-Hill	21 (16-5)	44^
Aicha Ndour	14 (12-2)	15^
Samantha Dewey	8 (8-0)	8
Camille Jackson	8 (8-0)	8
Kam'Ren Rhodes	8 (7-1)	8
Liisa Taponen	7 (7-0)	7

Games Started	2022-23	Career
Jada Peebles	2 (2-0)	58
Kendall Bostic	21 (16-5)	48^
Makira Cook	19 (14-5)	45^
Adalia McKenzie	21 (16-5)	36
Brynn Shoup-Hill	21 (16-5)	21^
Jayla Oden	11 (9-2)	16
Genesis Bryant	10 (7-3)	10
Geovana Lopes	0	4

^ Includes stats from previous D1 school

## GAME NOTES (CONT.)

Basketball was ranked in the Associated Press (AP) Top-25 Rankings on Jan. 9, 2023. After 8,072 days, the Fighting Illini returned to the AP Poll at No. 24. A week later, the Orange and Blue climbed to No. 21 in the poll and now sits at No. 22 in the Week 12 poll.

Illinois is off to a 16-4 start under first year head coach Shauna Green, one of the best starts in program history. Three of Illinois' four losses came by a combined 21 points against top-6 ranked Big Ten foes.

The Fighting Illini program has appeared in 66 AP Polls total across nine different seasons now. Shauna Green joins Theresa Grentz, Laura Golden and Jane Schroeder as Illini coaches to lead a ranked Illinois squad. Green is the lone coach to achieve a Top-25 ranking in her first year leading the program.

## BRAGGIN' RIGHTS

Illinois visited Columbia, Mo., and came away with a dominant win over a Missouri squad that was receiving votes in the AP Poll and had entered the game 11-1. The Illini played without the services of Makira Cook and saw Jada Peebles and Genesis Bryant make their first starts of the season. Bryant turned in a career-high 20 points in the first start of her career. Adalia McKenzie led the way with 21 points, 3 rebounds and 2 assists and would earn a spot on the Big Ten's Weekly Honor Roll. Kendall Bostic added a double double (14 points, 10 rebounds) while Brynn Shoup-Hill matched her career best with four made 3-pointers. Illinois shot 55.4 percent from the field and 45 percent from deep in the win to improve to 10-6 all-time against Missouri.

## ESPN WBB COACH OF THE WEEK

With the Illini out to a 10-2 start and coming off a win at Missouri - a squad receiving votes in the AP Poll - Illinois head coach Shauna Green was named the ESPN Women's Basketball Coach of the Week on Dec. 19. The Orange and Blue were the first team in nine tries to hand Missouri a loss in Mizzou Arena this season.

## THE MAKIRA COOK TAKEOVER

Makira Cook delivered seven-straight 20+ point games (she played in) before Ohio State held her to just 12 points. Cook is the first Illini to do so since at least 2008-09. Cook and Amber Moore are the only two Illini to score 20+ in four consecutive games since at least 2008-09. Cook is up to nine 20+ point showings on the season.

## COOK'S SEVEN-GAME STRETCH

OPP.	PTS	AST	REB
Northwestern	23	4	6
Iowa	20	3	4
at Wisconsin	20	2	4
at Butler	22	3	4
Rutgers	20	5	2
at Indiana	33	0	5
at Pitt	22	9	5
AVG.	22.9	3.7	4.3

## BIG HOME WIN

- Illinois earned an 80-62 win over Rutgers in its BIG home opener to move to 1-1 in league play.
- Illinois won its scheduled Big Ten home opener for the first time since 2016-17.
- This was the Illini's first Big Ten win by 10 points or more against a team other than Wisconsin for the first time since defeating Nebraska 79-59 on Jan. 15, 2017.
- Illinois scored 80 points in a Big Ten win for the first time since Feb. 5, 2015, against Minnesota.

## COOK'S CAREER NIGHT LEADS ILLINI TO NEAR UPSET

- Makira Cook scored a career-high 33 points and added five rebounds in Illinois' 61-65 loss at No. 5/4 Indiana on Dec. 4 in the BIG opener.
- Cook scored at least 20 points in back-to-back games and three times on the season.
- She finished 6-for-6 from the free throw line, 3-for-4

from deep and 12-for-25 from the field.

- The junior became the first Illini to score 30 or more points since Alex Wittinger dropped 32 on Nov. 24, 2018 against Sacramento State.

## THREE-POINT BARRAGE IN ACC/BIG CHALLENGE

- Illinois women's basketball rose to the top of the national 3-point percentage ranks after a 14-for-24 effort at Pitt on Nov. 30. That outing matched the second-most 3-pointers made by the Illini in a game all-time.
- Jada Peebles went 6-for-7 from deep against the Panthers, becoming just the 20th Illini to ever make 6 or more 3s in a game. She tied for the 7th most makes in a game all-time.
- Illinois won the first ACC/BIG Challenge in eight years with the 91-72 win at Pittsburgh.
- Through eight games, the Illini made 64 treys to just 32 by their opponents. Last season, the Illini made 157 total 3-pointers, working at a 31.8% rate.

## SHAUNA GREEN ERA BEGINS WITH A WIN

- Illinois dominated in its regular-season opener, defeating Long Island, 75-40, in the team's first game under head coach Shauna Green.
- Kendall Bostic recorded the seventh double-double of her career, recording a game-high and career-best 16 points and 11 rebounds.
- Twelve different players registered minutes in the 35-point win, while five Illini recorded at least 10 points.
- The Illinois defense did not allow an LIU player into double-digit scoring - the first time no opposing player scored in double figures since Nov. 25, 2011, vs. Arizona State.
- Seven Illini made their debut in the Orange and Blue in the win, including: Camille Jackson, Genesis Bryant, Makira Cook, Liisa Taponen, Aicha Ndour, Brynn Shoup-Hill and Samantha Dewey.

## GOTTA GIVE THE KIDS WHAT THEY WANT

- Illinois hosted its annual Field Trip Day on Nov. 16, when the Illini took on McNeese State.
- Attendance was called at 8,141 - the 11th largest crowd in program history and top mark in the last 20 seasons.
- Early in the fourth quarter, the school kids began a "we want 100" chant. With 31 seconds left in the game, Camille Jackson sank a free throw to push the Illini into triple digits for the 100-38 victory.
- The 62-point margin of victory is the second-largest in program history.
- The Illini are now 5-1 in Field Trip Day games.

## A PERFECT OPENING HOMESTAND

- The Illini closed their season-opening homestand with a perfect 5-0 record for the best start since 2014-15.
- The Illini downed Oakland
- Illinois' last five-game win streak came in 2014-15.
- Four Illini finished in double-figure scoring.
- The win marked the 300th Illini WBB win in State Farm Center.
- Eleven different Illini scored and all 13 saw action.
- Illinois' last five-game home win streak came during the 2019-20 campaign.

## PERSONNEL

- Illinois has five returners on the 2022-23 squad, including: Jada Peebles, Jayla Oden, Geovana Lopes, Adalia McKenzie and Kendall Bostic
- Shauna Green brought in eight newcomers since being hired on March 21, 2022 - four freshmen and four transfers.
- Illinois' transfers include: Genesis Bryant (NC State), Makira Cook (Dayton), Aicha Ndour (NW Florida State College) and Brynn Shoup-Hill. Those three programs went a combined 85-13 last season.
- The four freshmen this season include: Samantha Dewey, Camille Jackson, Kam'Ren Rhodes and Liisa Taponen.



## GAME NOTES (CONT.)

## THE STAFF

- Shauna Green's trio of assistant coaches are no strangers to her or each other. Green, Calamity McEntire, DeAntoine Beasley and Ryan Gensler were on the Dayton Women's Basketball staff together for four seasons from 2017-21. With those four coaches leading from the sidelines, the Flyers posted a 79-34 overall record across four seasons.
- Green, Beasley and Gensler stuck together for the 2021-22 campaign at Dayton, while McEntire headed to Texas to be an assistant coach with the Longhorns.
- Together, Green, McEntire, Beasley and Gensler are now a combined 95-39 between Dayton and Illinois.

## STARTING FAST

Illinois needed just 10 seconds to strike for the first score in the Shauna Green era of Fighting Illini women's basketball. The Orange and Blue scored first in all seven of its games to start the season. Pitt and Rutgers would eventually end that streak, but Illinois would still earn the wins.

- The Orange and Blue won the tip against LIU and seconds later, Kendall Bostic was delivering a layup. The Illini would lead for the remaining 39:50 of the season-opener.
- The Illini scored first once again vs. Alcorn State as Adalia McKenzie hit a shot in the paint 1:45 into the contest.
- The Illini struck first against McNeese State with McKenzie converting a three-point play.
- After just 31 seconds, Illinois owned a lead against Evansville it would not relinquish thanks to a Kendall Bostic layup.
- Illinois would never trail in any of those games, leading for a combined 155:45 of a possible 160 minutes.
- Oakland would own an early lead on the Illini during the first quarter - ahead by as many as three points. Illinois quickly erased the deficit and led for 35:13 after the Golden Grizzlies led for 4:00.
- Illinois won the tip and needed just 8 seconds for a Kendall Bostic layup against Charlotte. The 49ers would own two leads for a total of 18 seconds while Illinois played from ahead for 37:02.
- Despite Pitt scoring first, Illinois led for 37:28 to the Panthers' 1:40 time ahead.
- Rutgers would strike first but own a lead for just 52 seconds with the Illini leading for 39:04 of the game.
- The Illini would score first at Butler and ultimately lead for 30:29 of the contest.
- Illinois needed just 27 seconds to strike first at Missouri and would lead for 37:09 of the game.
- Florida Atlantic converted on the first shot of the game but Illinois answered 17 seconds later and wouldn't trail again. Illinois led for 39:00.
- Wisconsin struck first in Madison but Illinois would fire right back and ultimately lead for 38:49.
- Iowa would strike first but Illinois had an answer for anything the Hawkeyes did. The Illini would lead for 27:17 of the upset victory.
- Illinois scored first and would never trail against Northwestern, leading for 38:49 over the Cats.
- After Minnesota won the tip and scored first, Illinois answered in its first possession and would not trail again. The Illini led for 38:28 in the win.
- Illinois won the tip at Northwestern but the Wildcats struck first. The Illini would battle back and lead for 24:32 of the contest.
- Through 16 wins, Illinois led for 581:05 of 640 possible minutes.

## PASS THE ROCK

Illinois has averaged 14.4 assists per game to open the 2022-23 campaign with 303 helpers through 21 games. The rate below is the number of made baskets that were assisted.

OPP.	ASSISTS	RATE	ILLINI LEADER
LIU	17	48.6%	Oden (5)
Alcorn	16	57.1%	Cook (5)
McNeese	18	52.9%	Peebles (4)
Evansville	12	32.4%	Cook (5)
Oakland	13	39.4%	Bryant (6)
Charlotte	18	58.1%	3 tied (4)
Delaware	17	60.7%	Cook (10)
Pitt	19	55.9%	Cook (9)
Indiana	4	17.4%	4 tied (1)
Rutgers	14	51.9%	Cook (5)
Butler	9	34.6%	Cook (3)
Missouri	14	45.2%	Bryant (5)
Florida Atlantic	20	66.7%	Bryant (12)
Wisconsin	12	48.0%	Bryant (4)
Iowa	16	47.1%	McKenzie (5)
Northwestern	15	53.5%	Bryant (5)
Ohio State	19	55.9%	Cook (8)
Minnesota	13	50.0%	Bryant (5)
Indiana	14	50.0%	Cook (8)
Northwestern	14	50.0%	McKenzie (4)
Purdue	9	47.4%	Bryant (5)

## YEAR TWO WITH KENDALL BOSTIC

In game one of her second season as an Illini - and her first showing with the new coaching staff in place - Kendall Bostic delivered a career-high 16 points to go along with 11 rebounds for the seventh double double of her career. Bostic averaged 6.7 PPG and 11.4 RPG as a sophomore. The Kokomo, Indiana, native led the Big Ten in rebounding in 2021-22 and set the Illinois single-season record with her 11.4 mark.

Through 21 games of her junior campaign, Bostic already eight double doubles after tallying just six across her sophomore campaign and none as a freshman at Michigan State. She's added 14 double-digit rebounding efforts in her junior campaign.

## BOSTIC'S START TO 2023

OPP.	PTS	REB	BLK
Purdue	5	10	2
at Northwestern	16	13	3
Indiana	17	11	1
at Minnesota	3	7	1
at Ohio State	27	15	2
Northwestern	15	16	1
Iowa	16	12	3
AVG.	14.1	12.0	1.9

## UBBEN UPGRADE

Construction began during the summer on the \$40 million renovation and expansion of the Ubben Basketball Practice Facility and with the season underway, the finishing touches are being completed. The project added approximately 40,000 square feet to the existing structure, while remodeling large portions of the existing building. Two new half courts were added to both the men's and women's current gym space, giving the two programs additional areas to work on development while not disrupting full-court action. The project will feature a new strength and conditioning addition, significantly increase the size of the locker rooms and players lounges, and include a state-of-the-art sports medicine area. New coaches' office spaces and a grand entry lobby also were included in the project.

During the renovation, the women's program relocated its day-to-day operations to State Farm Center.

## BATTLE OF THE BALL, BOARDS &amp; PAINT

Head Coach Shauna Green has emphasized the importance of the battle of the ball (turnovers), boards (rebounds) and paint (points in paint) to the new-look Illini squad. Stats below are listed as ILLINOIS/OPPONENT.

Opp.	W/L	Turnovers	Rebounds	Paint
LIU	W	14/18	53/35	54/16
Alcorn	W	12/18	43/30	24/20

## TOP HOME ATTENDANCES

#	ATTENDANCE	DATE	RESULT	OPPONENT
1.	16,450	2/21/99	W, 86-73	Iowa
2.	16,050	2/23/97	L, 75-80	Purdue
3.	13,212	2/20/00	W, 70-61	Ohio State
4.	10,658	2/7/99	W, 79-73	Ohio State
5.	10,386	1/4/98	W, 88-48	Colorado
6.	10,092	1/18/99	L, 60-71	Purdue
7.	9,843	1/9/00	W, 91-61	Indiana
8.	9,109	1/22/99	W, 94-85	Penn State
9.	8,967	1/27/02	L, 78-92	Michigan
10.	8,275	11/23/97	L, 65-79	Old Dominion
11.	8,141	11/16/22	W, 100-38	McNeese St.
12.	7,731	12/19/98	W, 97-77	Florida
13.	7,632	2/6/00	W, 81-49	Minnesota
14.	7,074	12/10/00	L, 55-97	No. 1 UConn
15.	7,052	1/3/09	L, 48-52	Minnesota
16.	6,658	2/5/99	L, 73-76	Northwestern
17.	6,606	1/21/01	L, 64-72	No. 6 Purdue
18.	6,651	1/2/00	W, 82-65	No. 5 Georgia

Crowds of 6,500 or more included in this all-time list.

## 100-POINT GAMES (chronological)

DATE	OPPONENT (H/A/N)	ILL	OPP
2/21/81	Northern Illinois (H)	105	74
12/8/81	Ball State (H)	113	61
1/6/82	Western Illinois (H)	101	67
1/22/82	Eastern Michigan (N)	107	73
2/27/82	Michigan (A)	93	101
12/22/82	Bradley (H)	111	87
12/30/82	Memphis State (A)	62	102
3/15/86	No. 2 Georgia (A)	64	103
12/30/86	Nebraska (N)	100	87
12/16/89	Northern Illinois (A)	93	110
3/1/91	No. 6 Purdue (A)	49	112
1/7/92	No. 6 Penn State (A)	71	101
1/26/96	No. 10 Penn State (A)	79	105
1/8/97	No. 10 Arkansas (A)	100	81
11/29/97	Providence (N)	106	74
12/20/97	DePaul (H)	101	86
11/24/98	No. 7 Notre Dame (A)	92	101
2/14/99	Indiana (A)	104	69
11/15/99	Western Michigan (H)	112	73
11/30/99	No. 1 UConn (A)	79	100
11/25/00	No. 2 Tennessee (H)	62	111
1/4/01	No. 4 Georgia (A)	59	100
2/4/01	Minnesota (H)	101	71
2/15/01	No. 17 Penn State (A)	80	101
11/22/10	Cal Poly (H)	104	63
11/17/13	Alcorn State (H)	112	28
1/7/16	Minnesota (H)	75	106
2/21/16	No. 5 Ohio State (A)	74	117
12/28/17	No. 15 Maryland (A)	65	100
11/24/18	Sacramento State (N)	107	109
12/31/19	Iowa (A)	72	108
1/3/21	Iowa (H)	68	107
2/17/21	No. 9 Maryland (A)	58	103
11/16/22	McNeese State (H)	100	38

Illinois is 15-1 in games when scoring 100 or more points

Illinois is 15-19 in games when at least one team scores 100+

Illinois is 0-1 when both teams score 100+

Illinois is 10-3 at home when at least one team scores 100+

Illinois is 3-1 in neutral games when at least one team scores 100+

Illinois is 2-15 in away games when at least one team scores 100+



## INDIVIDUAL CAREER PERFORMANCES

## 20+ Points

## KENDALL BOSTIC

at Ohio State	27 points	1/8/23
---------------	-----------	--------

## GENESIS BRYANT

at Ohio State	20 points	1/8/23
Iowa	24 points	1/1/23
Florida Atlantic	22 points	12/21/22
at Missouri	20 points	12/18/22

## MAKIRA COOK

at Minnesota	20 points	1/15/23
Northwestern	23 points	1/5/23
Iowa	20 points	1/1/23
at Wisconsin	20 points	12/29/22
at Butler	22 points	12/11/22
Rutgers	20 points	12/7/22
at Indiana	33 points	12/4/22
at Pittsburgh	20 points	11/30/22
Alcorn State	21 points	11/13/22
vs. Georgia	21 points	3/18/22
George Mason	29 points	2/5/22
Saint Louis	27 points	1/16/22
Wright State	29 points	12/31/21
at Florida	20 points	12/8/21
vs. Illinois	21 points	11/26/21
Alabama A&M	23 points	11/9/21

## ADALIA MCKENZIE

at Wisconsin	26 points	12/29/22
at Missouri	21 points	12/18/22
Rutgers	22 points	12/7/22
at Pitt	25 points	11/30/22
vs. Delaware	22 points	11/26/22

## JADA PEEBLES

at Pitt	20 points	11/30/22
at Minnesota	21 points	2/10/21

## 30+ Points

## MAKIRA COOK

at Indiana	33 points	12/4/22
------------	-----------	---------

## Double-Doubles

## KENDALL BOSTIC

at Northwestern	16 pts, 13 rebs	1/22/23
Indiana	17 pts, 11 rebs	1/18/23
at Ohio State	27 pts, 15 rebs	1/8/23
Northwestern	15 pts, 16 rebs	1/5/23
Iowa	17 pts, 12 rebs	1/1/23
at Missouri	14 pts, 10 rebs	12/18/22
McNeese State	12 pts, 12 rebs	11/16/22
LIU	16 pts, 11 rebs	11/9/22
vs. Wisconsin	12 pts, 16 rebs	3/2/22
Ohio State	12 pts, 16 rebs	2/14/22
at Wisconsin	15 pts, 13 rebs	2/6/22
at Ohio State	11 pts, 16 rebs	1/6/22
Eastern Kentucky	12 pts, 22 rebs	12/5/21
N.C. Central	14 pts, 17 rebs	11/9/21

## MAKIRA COOK

vs. Delaware	16 pts, 10 asts	11/26/22
vs. Duquesne	11 pts, 11 rebs	2/2/22

## ADALIA MCKENZIE

at Butler	13 pts, 12 rebs	12/11/22
Rutgers	22 pts, 13 rebs	12/7/22
vs. Delaware	22 pts, 10 rebs	11/26/22

## Triple-Doubles

## GENESIS BRYANT

Florida Atlantic	22 pts, 10 rebs, 12 asts	12/21/22
------------------	--------------------------	----------

## GAME NOTES (CONT.)

McNeese	W	12/18	56/41	50/16
Evansville	W	17/12~	51/28	50/28
Oakland	W	13/14	43/28	46/24
Charlotte	W	16/19	41/33	48/18
Delaware	L	13/10~	42/35	30/24
Pitt	W	14/14	36/22	36/26
Indiana	L	14/10~	43/36	28/38~
Rutgers	W	15/21	36/34	32/28
Butler	W	13/12~	42/28	30/22
Missouri	W	19/17~	31/27	36/26
FL Atlantic	W	15/13~	36/35	24/30~
Wisconsin	W	22/16	37/28	26/40~
Iowa	W	15/14~	36/30	40/30
N'Western	W	12/15	43/37	32/48~
Ohio St.	L	14/9~	43/36	42/30
Minnesota	W	7/20	43/41	30/36~
Indiana	L	11/10~	31/30	40/46~
N'Western	W	10/18	27/34~	44/20
Purdue	L	11/15	31/40~	22/32~

Cook tallied 16 points and 10 assists. She's the first Illini with double-digit assists since Jeanae Terry did so at Minnesota on Feb. 10, 2021. Cook's points/assists double-double was just the 20th of its kind through three weeks of play when Cook achieved it. Only seven of those occurrences saw a player score more than 16 points.

## GREEN INKS TWO DURING FIRST SIGNING PERIOD

Shauna Green has inked the first two National Letters of Intent to join her program as Cori Allen and Gretchen Dolan have signed to become Fighting Illini. The pair of guards will join the Orange and Blue beginning with the 2023-24 campaign.

## Cori Allen – Nashville, Tenn. – Montverde Academy (FL)

- 5'10" guard
- All Star Girls Report (ASGR) Ranking – No. 78
- Helped Montverde Academy to a national championship in 2021-22
- Played first two prep seasons at Hillsboro H.S. before transferring to Montverde Academy
- Two-time first team honoree, All-District, All-Region
- Invited to 2021 USA Basketball Women's U16 National Team trials
- AAU Team: Tennessee Flight Nike EYBL

## High School Stat lines:

- » 2021-22: 8 PPG, 2 RPG, 5 APG
- » 2020-21: 16 PPG, 8 RPG, 5 APG
- » 2019-20: 15 PPG, 9 RPG, 3 APG

**Coach Green's Take:** "I am so excited to have Cori joining our Illini family. She brings great versatility and competitive spirit to our program. Cori's size and ability to play multiple positions fits our style perfectly. Cori is a three-level scorer and adds depth to our perimeter. She played AAU and high school at the highest level so that will have her well prepared to make an impact right away. We can't wait to have her in Champaign!"

## Gretchen Dolan – Buffalo, N.Y. – Williamsville South HS

- 5'11" guard
- Collegiate Girls Bball Report Ranking – No. 145
- 3-time Section VI Class A champion (2019, '20, '22)
- First Team All-State and All-WNY (2021-22)
- All-Bee and All-ECIC Player of the Year (2021-22)
- Achieved 1,000-point milestone as a junior
- Played varsity basketball since eighth grade
- AAU Team: Philly Rise Nike EYBL

## High School Stat lines:

- » 2021-22: 38.4 PPG, 8.6 RPG, 4.0 APG, 5 SPG, 2 BPG
- » 2020-21: 27.3 PPG, 4.6 RPG, 5.8 APG, 5.3 SPG, 1.2 BPG
- » 2019-20: 14.7 PPG, 2.3 RPG, 3.5 APG, 3.0 SPG, 0.8 BPG

**Coach Green's Take:** "I am so excited to have Gretchen joining our Illini family. Gretchen's ability to score at all three levels and her size are critical as we build this program. We had been recruiting her before we got here and knew she was a key piece to our future. She is an elite shooter and worker, which is imperative to have in order to be successful. She too adds depth on our perimeter and someone with the ability to stretch the floor and play multiple positions. We can't wait to have her in Champaign!"

## NAME OF THE GAME IS DEFENSE

Illinois women's basketball has instilled the goal of holding opponents to 10 points or less per quarter. Through 20 games, Illinois has limited opposition to 10 or less points in 14 of 84 chances. Opponents have been held at/below 15 points in 45 of those 84 periods.

## POINTS ALLOWED BY QUARTER

Opponent	Q1	Q2	Q3	Q4
LIU	9	8	7	16
Alcorn State	10	15	26	8
McNeese	7	5	13	13
Evansville	6	15	15	18
Oakland	13	13	13	16
Charlotte	10	13	7	13
Delaware	21	19	13	30
Pitt	13	17	25	16
Indiana	21	13	11	20
Rutgers	10	12	21	19
Butler	13	11	18	21
Missouri	20	13	15	18
Florida Atlantic	10	9	10	17
Wisconsin	18	14	16	15
Iowa	18	15	25	28
Northwestern	14	13	29	23
Ohio State	22	15	28	22
Minnesota	16	12	16	13
Indiana	18	19	30	16
Northwestern	16	15	10	23
Purdue	16	19	14	13

## BEST STARTS TO A SEASON

In the first season under Shauna Green, Illinois women's basketball tied the second-best start in program with a 6-0 mark before suffering a loss. The Illini's start was the best for the program in 35 years.

START	SEASON	OVERALL	COACH
10-0	1981-82	21-9	Jane Schroeder
6-0	2022-23	TBD	Shauna Green
6-0	1986-87	19-10	Laura Golden
6-0	1980-81	20-11	Jane Schroeder
5-0	2014-15	15-16	Matt Bollant
5-0	2002-03	10-18	Theresa Greutz
4-0	2018-19	10-20	Nancy Fahey
4-0	2015-16	9-21	Matt Bollant

*All starts of 4-0 or better included.*

## DOUBLE DOUBLE-DOUBLE

In Illinois' first loss of the season, the Illini had two players record double-doubles for the first time in the same game since Dec. 2, 2020 vs. Valparaiso.

Adalia McKenzie registered the first double-double of her career with 22 points, 10 rebounds along with 5 steals.

Makira Cook added the second double-double of her career - first as an Illini - and put her own twist on it.



## GAME-BY-GAME BREAKDOWN

Date	Opponent	Site	Time	TV	Jersey	Won Tip	Attend.	Result
11/09	LIU	Champaign, Ill.	7 PM	B1G+	White	ILL	1,583	W, 75-40
11/13	Alcorn	Champaign, Ill.	2 PM	B1G+	White	Opp.	1,776	W, 90-59
11/16	McNeese	Champaign, Ill.	11 AM	B1G+	White	ILL	8,141	W, 100-38
11/19	Evansville	Champaign, Ill.	2 PM	B1G+	White	Opp.	1,409	W, 93-54
11/21	Oakland	Champaign, Ill.	7 PM	B1G+	Orange	Opp.	1,334	W, 84-55
11/25	Charlotte	Daytona Beach, Fla.	4:45 PM	FloHoops	White	ILL	250	W, 70-43
11/26	Delaware	Daytona Beach, Fla.	2:30 PM	FloHoops	Blue	Opp.	325	L, 80-83
11/30	Pitt	Pittsburgh, Pa.	4 PM	ACC Network	Orange	ILL	274	W, 92-71
12/04	Indiana	Bloomington, Ind.	1 PM	B1G+	White	Opp.	5,381	L, 61-65
12/07	Rutgers	Champaign, Ill.	7 PM	B1G+	White	Opp.	1,771	W, 80-62
12/11	Butler	Indianapolis, Ind.	1 PM	FloHoops	Orange	ILL	851	W, 65-63
12/18	Missouri	Columbia, Mo.	4 PM	SEC Network	Blue	Opp.	2,963	W, 76-66
12/21	Florida Atlantic	Champaign, Ill.	12 PM	B1G+	White	Opp.	1,932	W, 81-46
12/29	Wisconsin	Madison, Wis.	6:30 PM	B1G+	White	Opp.	3,274	W, 79-63
01/01	Iowa	Champaign, Ill.	2 PM	BTN	White	Opp.	4,803	W, 90-86
01/05	Northwestern	Champaign, Ill.	8 PM	BTN	White	Opp.	1,904	W, 85-79
01/08	Ohio State	Columbus, Ohio	12 PM	B1G+	Orange	ILL	6,273	L, 81-87
01/15	Minnesota	Minneapolis, Minn.	2 PM	B1G+	Blue	Opp.	4,454	W, 70-57
01/18	Indiana	Champaign, Ill.	7 PM	B1G+	White	ILL	5,583	L, 72-83
01/22	Northwestern	Evanston, Ill.	2 PM	B1G+	Orange	ILL	2,276	W, 67-64
01/26	Purdue	Champaign, Ill.	7 PM	B1G+	Orange	ILL	2,584	L, 52-62

## TOP 25 RANKINGS

## ASSOCIATED PRESS POLL // JAN. 23

#	SCHOOL	RECORD	POINTS
1.	South Carolina (28)	20-0	700
2.	OHIO STATE	19-0	669
3.	Stanford	19-2	615
4.	LSU	19-0	603
5.	UConn	17-2	596
6.	INDIANA	17-1	584
7.	Notre Dame	16-2	541
8.	UCLA	17-3	448
9.	Utah	16-2	430
t-10.	IOWA	15-4	425
t-10.	MARYLAND	16-4	425
12.	Virginia Tech	16-3	403
13.	MICHIGAN	16-3	352
14.	Oklahoma	16-2	304
15.	North Carolina	14-5	298
16.	Duke	17-2	281
17.	Gonzaga	19-2	259
18.	Iowa State	13-4	221
19.	Arizona	15-4	201
20.	NC State	15-5	171
21.	Villanova	18-3	145
22.	ILLINOIS	16-4	103
23.	Middle Tennessee	16-2	64
24.	Florida State	18-4	57
25.	Colorado	15-4	56

Others receiving votes: Tennessee 47, Texas 35, South Florida 31, USC 22, Oregon 10, Arkansas 2, Alabama 1, UNLV 1.

## USA TODAY/WBCA COACHES POLL // JAN. 24

#	SCHOOL	RECORD	POINTS
1.	South Carolina (32)	20-0	800
2.	Stanford	19-2	741
3.	LSU	20-0	729
4.	UConn	18-2	689
5.	OHIO STATE	19-1	684
6.	INDIANA	18-1	660
7.	Notre Dame	16-2	603
8.	IOWA	16-4	572
9.	Utah	17-2	522
10.	Virginia Tech	16-3	496
11.	MARYLAND	16-4	469
12.	Oklahoma	16-2	440
13.	UCLA	17-3	429
14.	Arizona	15-4	317
15.	Iowa State	13-4	312
16.	Duke	17-2	302
17.	MICHIGAN	16-4	281
18.	NC State	15-5	263
19.	North Carolina	14-5	253
20.	Gonzaga	19-2	241
21.	Villanova	18-3	193
22.	ILLINOIS	16-4	87
23.	Oregon	13-6	66
24.	Arkansas	17-5	57
25.	South Florida	18-4	47

Others receiving votes: Middle Tennessee 42, Tennessee 40, Baylor 33, Florida State 32, Colorado 28, Texas 24, Florida Gulf Coast 18, UNLV 7, Oregon State 6, USC 6, St. John's 4, Columbia 3, Creighton 3, Louisville 1.

## RANKING HISTORY

## 2022-23 WEEK-BY-WEEK RANKINGS

	AP	COACHES	NET	RECORD
Preseason	NR	NR	-	0-0
Week 2	NR	NR	-	2-0
Week 3	NR	NR	-	4-0
Week 4	NR	NR	-	6-1
Week 5	NR	NR	19	7-2
Week 6	NR	NR	27	9-2
Week 7	NR	NR	27	10-2
Week 8	NR	RV	27	11-2
Week 9	RV	RV	29	13-2
Week 10	24	24	29	14-3
Week 11	21	23	27	15-3
Week 12	22	22	31	16-4
Week 13				
Week 14				
Week 15				
Week 16				
Week 17				
Week 18				
Week 19				
Final				

## ILLINOIS IN THE AP POLL

SEASON	APP	PRE	FINAL	HIGH
JANE SCHROEDER ERA				
1981-82	7	NR	NR	12
LAURA GOLDEN ERA				
1986-87	9	NR	NR	15
1987-88	3	NR	NR	19
THERESA GRENTZ ERA				
1996-97	7	NR	16	15
1997-98	18	7	16	5
1998-99	3	25	NR	24
1999-00	13	12	NR	10
2000-01	3	NR	NR	21
SHAUNA GREEN ERA				
2022-23	3	NR	---	21
WEEKS... ALL PRE FINAL				
...in Top 5	1	0	0	
...in Top 10	11	1	0	
...in Top 25	66	3	2	

## INDIVIDUAL CAREER PERFORMANCES

## Double-Digit Rebounds

## KENDALL BOSTIC

Purdue	10 rebounds	1/26/23
at Northwestern	13 rebounds	1/22/23
Indiana	11 rebounds	1/18/23
at Ohio State	15 rebounds	1/8/23
Northwestern	16 rebounds	1/5/23
Iowa	12 rebounds	1/1/23
at Missouri	10 rebounds	12/18/22
at Butler	11 rebounds	12/11/22
at Indiana	14 rebounds	12/4/22
at Pitt	14 rebounds	11/30/22
Oakland	10 rebounds	11/21/22
Evansville	10 rebounds	11/19/22
McNeese State	12 rebounds	11/16/22
LIU	11 rebounds	11/9/22
vs. Wisconsin	16 rebounds	3/2/22
at Purdue	15 rebounds	2/17/22
Ohio State	16 rebounds	2/14/22
at Wisconsin	13 rebounds	2/6/22
at Iowa	12 rebounds	1/23/22
at Penn State	14 rebounds	1/16/22
Wisconsin	14 rebounds	1/9/22
at Ohio State	16 rebounds	1/6/22
Missouri	13 rebounds	12/22/21
at Southern Illinois	11 rebounds	12/19/21
Butler	13 rebounds	12/12/21
Eastern Kentucky	22 rebounds	12/5/21
Florida State	10 rebounds	12/2/21
vs. Middle Tenn.	11 rebounds	11/27/21
SIUE	13 rebounds	11/18/21
NC Central	17 rebounds	11/9/21

## GENESIS BRYANT

Florida Atlantic	10 rebounds	12/21/22
------------------	-------------	----------

## MAKIRA COOK

Duquesne	11 rebounds	2/2/22
----------	-------------	--------

## GEOVANA LOPES

at Minnesota	10 rebounds	1/15/23
--------------	-------------	---------

## ADALIA MCKENZIE

at Butler	12 rebounds	12/11/22
Rutgers	13 rebounds	12/7/22
at Indiana	11 rebounds	12/4/22
at Pitt	10 rebounds	11/30/22

## Double-Digit Assists

## GENESIS BRYANT

Florida Atlantic	12 assists	12/21/22
------------------	------------	----------

## MAKIRA COOK

vs. Delaware	10 assists	11/26/22
--------------	------------	----------

## NON-CONFERENCE BREAKDOWN

TEAM	CONF.	RECORD	CONF.	NET*
LIU	NEC	3-18	1-8	346
Alcorn	SWAC	7-12	3-5	302
McNeese	Southland	8-12	5-4	299
Evansville	MVC	9-8	4-5	210
Oakland	Horizon	10-11	5-7	248
vs. Charlotte	C-USA	9-10	5-5	178
vs. Delaware	Colonial	10-8	3-4	160
at Pitt	ACC	7-13	0-9	119
at Butler	Big East	7-14	2-10	130
at Missouri	SEC	14-7	3-5	51
Florida Atlantic	C-USA	11-9	4-7	213

\* NET as of 1/28/23



# ILLINI ON THE RISE



## ILLINI GETTING RECOGNIZED

- ESPN: Coach of the Week on Dec. 19
- Big Ten Weekly Honor Roll on Dec. 19
- Big Ten Co-Player of the Week on Dec. 27
- Received vote in WBCA Top-25 Poll on Dec. 27
- ESPN's No. 5 Ranked Transfer on Dec. 29
- Big Ten Co-Player of the Week on Jan. 2
- ESPN Player of the Week on Jan. 2
- Received votes in AP & WBCA Top-25 Polls on Jan. 2-3
- NCAA Weekly Starting Five on Jan. 4
- U.S. Basketball Writers Association: Team of the Week on Jan. 4
- Big Ten Weekly Honor Roll on Jan. 9
- Ranked No. 24 in both the AP & WBCA Top-25 Polls on Jan. 9-10
- Just Women's Sports: Midseason NCAA Coach of the Year Frontrunner on Jan. 13
- Her Hoops Stats: Most Improved Team on Jan. 14
- Ranked 21/23 in AP & WBCA Top-25 Polls on Jan. 16-17
- Big Ten Weekly Honor Roll on Jan. 23
- Ranked No. 22 in AP & WBCA Top-25 Polls on Jan. 23-24

## #OneWay: The Shauna Green Effect

Illinois Women's Basketball first-year head coach Shauna Green is leading one of the biggest turnarounds in college athletics, and is doing so at an astounding pace.

Green and her team have reinvigorated both the program and the Illinois fan base, making the Fighting Illini one of the most attractive prospects for long-overdue postseason play.

- Green has only had her complete 13-player roster together since the end of summer when international players arrived after playing for national teams.
- Despite the program not being ranked since the 2000-01 season, Green needed just 10 weeks of play to produce a ranked Illini squad.
- Illinois secured the first top-25 win of Green's career over No. 12/10 Iowa on New Year's Day, a 90-86 victory .
- The average attendance for Illinois women's basketball home games has more than doubled to over 3,000 fans per contest since last season.
- Illinois has made major improvements on both ends of the court resulting in an 15.1 scoring margin this season - ranking 26th in the nation.

2021-22: 64.4 ppg / 74.4 dppg / -10.1 marg

2022-23: 78.2 ppg / 63.1 dppg / 15.1 marg

CHANGE: +15.2 ppg / -11.2 dppg / 25.2 marg

- Green had her team off to tied for the best 20-game start in program history at 16-4.
- Illinois had its first Big Ten PotW since 2014-15.
- The Illini's 6-0 start matched the second-best start in program history.
- UI is predicted to make its first NCAA Tournament appearance since 2002-03.
- Illinois is predicted to make its first postseason appearance since 2012-13 (WNIT).
- Green has the program on pace for its first winning season since 2012-13 (19-14).
- Green is the first Illini head coach to lead a ranked UI squad in their first season at Illinois.



# SHAUNA GREEN

HEAD COACH

FIRST SEASON AT ILLINOIS

9TH SEASON OVERALL

CANISIUS (2002)

Shauna Green was named the 10th head coach of the Fighting Illini women's basketball program history on Monday, March 21, 2022.

Green came to Illinois following six successful seasons as the head coach at the University of Dayton, where her teams captured five Atlantic 10 regular season championships and qualified each year of her tenure for postseason play, including four appearances in the NCAA Tournament. During the 2021-22 season, the three-time Atlantic 10 Coach of the Year led the Flyers to the Atlantic 10 championship and an opening round victory in the NCAA Tournament, finishing the season with a final record of 26-6.

Green takes over the Illini program after compiling a record of 127-50 (.718) with the Flyers, and 156-75 (.675) overall, which includes two seasons at Loras College. Previously, Green was an assistant coach at Dayton. She also had assistant coaching stints at Northwestern University and Providence College.

Last season, the Flyers were Atlantic 10 Conference regular season champions and advanced to the championship game of the conference tournament, compiling a final record of 14-1 in league play and 26-6 overall. Dayton was the final at-large team selected to the NCAA Tournament field and defeated DePaul, 88-57, in a First Four game, before being eliminated by Georgia on Friday.

In Green's six years at Dayton, the Flyers qualified for the NCAA Tournament four times and twice for the WNIT. Her teams won at least 22 games in four of the six seasons, including a 22-10 record in 2017, 23-7 in 2018, a 25-8 mark in 2020 (the NCAA Tournament was canceled due to COVID-19), and 26-6 in 2022.

During the shortened season in 2020-21, the Flyers clinched the A-10 regular season title after going 12-1 in conference play and earning the top seed in the Atlantic 10 Championship Tournament. The Flyers finished 14-5 overall after advancing to the WNIT. In 2019-20, Green earned her second Atlantic 10 Coach of the Year honor after leading the Flyers to both the regular season and tournament titles, earning the automatic bid to the NCAA Tournament and finishing the year at 25-8. Green earned her first Atlantic 10 Coach of the Year honor in 2018 after Dayton swept the regular season and tournament championships, finishing with a 23-7 record overall, and 15-1 in the A-10. She led the Flyers to the WNIT in 2019 with a 17-14 overall record.

In Green's first year at the helm of the Flyers in 2017, she made Dayton women's basketball history by guiding UD to its first ever sweep of regular season and tournament titles in the Atlantic 10 Conference. She received WBCA National Rookie Coach of the Year honors after leading the Flyers to a 22-10 overall record and 13-3 A-10 mark, leading to a berth in the NCAA Tournament. That season ended in a hard-fought loss to No. 5 seed and eight-time National Champion Tennessee.

A native of Clinton, Iowa, Green began her coaching career as a head coach at Loras College in Dubuque, Iowa, in 2006 and 2007, where she compiled a record of 29-25. Green gained Big Ten experience in 2016 as an assistant at Northwestern prior to being named head coach at Dayton before the 2016-17 season, where she had been an assistant coach from 2013-15. The Flyers advanced to the NCAA Tournament all three years Green was an assistant, including a memorable run to the 2015 NCAA Elite Eight. She also served as an assistant at Providence College from 2008-12 before her move to Dayton.

A 2002 graduate of Canisius College, Green received a degree in business marketing. While at Canisius, the former Shauna Geronzin became one of the greatest basketball players in Griffins' history. A four-time letterwinner from 1998-2002, Green earned All-Conference honors each year, including three times being selected First-Team All-Metro Atlantic Athletic Conference. She is the school's all-time leading scorer, with 2,012 points, and she remains second in career rebounding. Green was the Canisius Female Athlete of the Year in 2002 and, in 2012, was inducted into the Canisius College Sports Hall of Fame.

Green later earned a master's degree in physical education with an emphasis in athletic administration from Loras. She and her husband, Andy, have one son, Matteo, who is in first grade.

## GREEN'S CAREER HEAD COACHING RECORD

### Loras College (2005-07)

Year	Record	Pct.	Conf.	Postseason
2005-06	12-15	.444	4th (9-7)	
2006-07	17-10	.629	2nd (12-4)	
<b>Total</b>	<b>29-25</b>	<b>.537</b>	<b>21-11</b>	

### University of Dayton (2016-22)

Year	Record	Pct.	Conf.	Postseason
2016-17	22-10	.688	1st (13-3)	A-10 RS&T, NCAA 1st
2017-18	23-7	.767	1st (15-1)	A-10 RS, NCAA 1st
2018-19	17-14	.548	4th (10-6)	WNIT 1st Round
2019-20	25-8	.758	1st (15-1)	A-10 RS&T, NCAA*
2020-21	14-5	.737	1st (12-1)	A-10 RS, WNIT 1st
2021-22	26-6	.812	1st (14-1)	A-10 RS, NCAA 1st
<b>Total</b>	<b>127-50</b>	<b>.718</b>	<b>73-13</b>	<b>4 NCAAs, 2 WNITs</b>

### University of Illinois (2022-present)

Year	Record	Pct.	Conf.	Postseason
2022-23	16-5	.762	6-4	
<b>Total</b>	<b>16-5</b>	<b>.762</b>	<b>6-4</b>	

**Career 172-80 .683 100-28 4 NCAAs**

## MILESTONES

First win as HC (Loras).....at Ashford (12/6/2005)  
 First win as D1 HC (Dayton).....at Wisconsin (11/16/2016)  
 100th career win.....George Mason (1/8/2020)  
 100th career D1 win.....at Davidson (2/28/2021)  
 150th career win.....at Rhode Island (2/16/2022)  
 First win at Illinois .....LIU (11/9/2022)  
 First B1G Conference win .....Rutgers (12/7/2022)  
 First Top-25 upset.....No. 12/10 Iowa (1/1/2023)  
 First time team was ranked.....Illinois (1/9/2023)  
 100th win in conference.....at Northwestern (1/22/2023)  
 150th career D1 win.....needs 7  
 200th career win .....need 28

## THE GREEN FILE

**Born:** October 31, 1979  
**Hired:** March 21, 2022  
**Hometown:** Clinton, Iowa

### EDUCATION

**College:** Canisius '02 - B.S., Marketing  
 Loras '05 - M.S., Physical Education

### COLLEGE COACHING EXPERIENCE

2022- Illinois  
 2016-22 Dayton  
 2015-16 Northwestern (Asst. Coach)  
 2012-15 Dayton (Asst. Coach)  
 2007-12 Providence (Asst. Coach)  
 2005-07 Loras College  
 2002-05 Loras College (Asst. Coach)

### COACHING HONORS

2022 Atlantic 10 Coach of the Year  
 2020 Atlantic 10 Coach of the Year  
 2018 Atlantic 10 Coach of the Year  
 2017 WBCA Maggie Dixon NCAA DI Rookie Coach of the Year

### PLAYING CAREER (1998-02 - CANISIUS)

Four-year All-Metro Atlantic Athletic Conference (3x first team)  
 2,012-career points - First in program history  
 910-career rebounds - Second in program history



## EXPANDED SCHEDULE/RESULTS

Date	Opponent		Score	Att.	High Points	High Rebounds
11/09/2022	LIU	W	75-40	1583	(16) BOSTIC, Kendall	(11) BOSTIC, Kendall
11/13/2022	Alcorn	W	90-59	1776	(21) COOK, Makira	(9) COOK, Makira
11/16/2022	McNeese	W	100-38	8141	(13) LOPES, Geovana	(12) BOSTIC, Kendall
11/19/2022	Evansville	W	93-54	1409	(19) BRYANT, Genesis	(10) BOSTIC, Kendall
11/21/2022	Oakland	W	84-55	1334	(18) COOK, Makira	(10) BOSTIC, Kendall
11/25/2022	vs Charlotte	W	70-43	250	(17) MCKENZIE, Adalia	(7) BOSTIC, Kendall
						(7) LOPES, Geovana
11/26/2022	vs Delaware	L	80-83	325	(22) MCKENZIE, Adalia	(10) MCKENZIE, Adalia
11/30/2022	at Pittsburgh	W	92-71	274	(25) MCKENZIE, Adalia	(14) BOSTIC, Kendall
12/04/2022	at Indiana	L	61-65	5381	(33) COOK, Makira	(14) BOSTIC, Kendall
12/07/2022	Rutgers	W	80-62	1771	(22) MCKENZIE, Adalia	(13) MCKENZIE, Adalia
12/11/2022	at Butler	W	65-63	851	(22) COOK, Makira	(12) MCKENZIE, Adalia
12/18/2022	at Missouri	W	76-66	2963	(21) MCKENZIE, Adalia	(10) BOSTIC, Kendall
12/21/2022	Fla. Atlantic	W	81-46	1932	(22) BRYANT, Genesis	(10) BRYANT, Genesis
12/29/2022	at Wisconsin	W	79-63	3274	(26) MCKENZIE, Adalia	(9) BOSTIC, Kendall
01/01/2023	Iowa	W	90-86	4803	(24) BRYANT, Genesis	(12) BOSTIC, Kendall
01/05/2023	Northwestern	W	85-79	1904	(23) COOK, Makira	(16) BOSTIC, Kendall
01/08/2023	at Ohio St.	L	81-87	6273	(27) BOSTIC, Kendall	(15) BOSTIC, Kendall
01/15/2023	at Minnesota	W	70-57	4454	(20) COOK, Makira	(10) LOPES, Geovana
01/18/2023	Indiana	L	72-83	5583	(18) BRYANT, Genesis	(11) BOSTIC, Kendall
01/22/2023	at Northwestern	W	67-64	2276	(18) BRYANT, Genesis	(13) BOSTIC, Kendall
01/26/2023	Purdue	L	52-62	2584	(19) COOK, Makira	(10) BOSTIC, Kendall

## Attendance Summary

	Games	Attend	Avg/Game
Home	11	32820	2984
Away	8	25746	3218
Neutral	2	575	288
<b>Total</b>	<b>21</b>	<b>59141</b>	<b>2816</b>

## SPECIALTY STATISTICS BREAKDOWN

	OPPONENT	PTS IN PAINT (ILL-OPP.)	PTS OFF TO (ILL-OPP.)	2ND CHANCE PTS (ILL-OPP.)	FAST BREAK PTS (ILL-OPP.)	BENCH PTS (ILL-OPP.)	LARGEST LEAD	LARGEST DEFICIT	LEAD CHANGES	TIES
Nov. 9	LIU	<b>54-16</b>	21-10	22-14	11-7	31-17	41	---	0	0
Nov. 13	Alcorn State	24-20	19-9	13-11	<b>10-2</b>	35-33	34	---	0	0
Nov. 16	McNeese State	<b>50-16</b>	<b>20-4</b>	18-9	<b>15-3</b>	<b>53-26</b>	<b>66</b>	---	0	1
Nov. 19	Evansville	50-28	11-19	<b>23-5</b>	1-7	39-9	43	---	0	0
Nov. 21	Oakland	46-24	21-11	18-14	6-4	30-13	33	3	4	0
Nov. 25	vs. Charlotte	48-18	17-12	16-9	<b>13-2</b>	25-16	31	1	2	4
Nov. 26	vs. Delaware	30-24	12-15	11-7	3-12	29-15	8	7	3	7
Nov. 30	at Pitt	36-26	17-18	12-7	6-6	37-25	30	2	1	1
Dec. 4	*at Indiana	28-38	10-20	4-9	<b>15-6</b>	9-2	4	14	6	7
Dec. 7	*Rutgers	32-28	15-19	2-14	<b>14-2</b>	17-30	23	2	3	0
Dec. 11	at Butler	30-22	17-12	<b>14-0</b>	8-5	<b>15-0</b>	15	4	4	3
Dec. 18	at Missouri	36-26	<b>28-12</b>	14-12	2-6	4-23	16	3	2	2
Dec. 21	Florida Atlantic	24-30	22-8	17-8	9-4	21-12	42	2	1	1
Dec. 29	*at Wisconsin	26-40	19-8	14-11	11-4	5-8	18	2	3	0
Jan. 1	*Iowa	40-30	18-11	13-12	9-6	10-4	13	5	7	5
Jan. 5	*Northwestern	32-48	20-17	6-6	13-8	3-32	19	0	0	0
Jan. 8	*at Ohio State	42-30	12-17	17-13	8-13	7-11	17	9	<b>11</b>	<b>8</b>
Jan. 15	*at Minnesota	30-36	14-7	11-11	11-8	3-3	18	2	1	1
Jan. 18	*Indiana	40-46	10-8	13-5	5-6	0-2	9	<b>16</b>	1	5
Jan. 22	*at Northwestern	44-20	21-9	9-10	5-7	9-26	8	6	5	<b>8</b>
Jan. 26	*Purdue	22-32	12-11	8-10	4-6	5-17	3	14	1	2
Jan. 29	*Michigan State									
Feb. 2	*at Michigan									
Feb. 5	*Minnesota									
Feb. 9	*at Nebraska									
Feb. 12	*at Maryland									
Feb. 19	*Penn State									
Feb. 22	*Nebraska									
Feb. 26	*at Rutgers									
Totals		716-582	329-245	259-188	153-114	355-297	66	16	11	8
Average		34.1-27.7	15.7-11.7	12.3-9.0	7.3-5.4	16.9-14.1				
Margin		6.4	4.0	3.3	1.9	2.8	Illini bests and opponent worsts are <b>bolded</b>			



## GAME-BY-GAME TEAM COMPARISON

OPPONENT	1ST	2ND	HALF	3RD	4TH	OT	SCORE	MARGIN	FGM	FG%	3FGM	3FG%	FTM	FT%	REBS	ASTS	TOS	BLKS	STLS	FLS
LIU	18/9	22/8	40/17	15/7	20/16	---	75-40	35	35/14	47.3/23.7	5/3	23.8/13.0	0/9	0/60.0	53/35	17/4	14/18	6/0	9/7	13/15
Alcorn State	23/10	28/15	51/25	21/26	18/8	---	90-59	31	28/21	45.2/36.8	12/6	52.2/40.0	22/11	78.6/73.7	43/30	16/7	12/18	3/5	8/4	17/22
McNeese State	22/7	30/5	<b>52/12</b>	23/13	25/13	---	<b>100-38</b>	<b>62</b>	34/10	47.9/15.9	9/2	47.4/8.0	<b>23/16</b>	82.1/53.3	<b>56/41</b>	18/4	12/18	3/3	8/3	24/23
Evansville	24/6	26/15	50/21	26/15	17/18	---	93-54	39	37/19	54.4/30.2	8/2	50.0/16.7	11/14	73.3/56.0	51/28	12/4	17/12	10/4	6/6	19/12
Oakland	23/13	17/13	40/26	23/13	21/16	---	84-55	29	33/18	52.4/31.0	6/5	35.3/23.8	12/14	66.7/82.4	43/28	13/12	13/14	5/1	4/5	17/19
vs. Charlotte	23/10	14/13	37/23	13/7	20/13	---	70-43	27	31/15	48.4/28.3	3/0	33.3/0.0	5/13	62.5/68.4	41/33	18/4	16/19	1/6	8/3	17/13
vs. Delaware	22/21	14/19	36/40	14/13	30/30	---	80-83	-3	28/28	42.4/45.9	7/6	43.8/46.2	17/21	77.3/75.0	42/35	17/13	13/10	2/0	6/7	20/16
at Pitt	18/13	<b>32/17</b>	50/30	<b>29/25</b>	13/16	---	92-71	21	34/25	<b>55.7/45.5</b>	<b>14/8</b>	<b>58.3/44.4</b>	10/13	<b>83.3/92.9</b>	36/22	19/13	14/14	1/1	5/5	13/16
*at Indiana	11/21	21/13	32/34	12/11	17/20	---	61-65	-4	23/26	37.7/41.9	6/5	37.5/29.4	9/8	69.2/66.7	43/36	4/15	14/10	5/6	5/9	16/15
*Rutgers	23/10	17/12	40/22	20/21	20/19	---	80-62	18	27/23	45.8/40.4	9/3	32.1/30.0	17/13	81.0/81.3	36/34	14/3	15/21	4/4	8/11	12/18
at Butler	11/14	18/11	29/24	19/18	17/21	---	65-63	2	26/24	44.1/42.9	4/9	28.6/39.1	9/6	75.0/54.5	42/28	9/14	13/12	7/2	5/5	13/10
at Missouri	19/20	21/13	40/33	21/15	15/18	---	76-66	10	31/25	55.4/45.5	9/8	45.0/36.3	5/8	83.3/61.5	31/27	14/18	19/17	2/2	6/11	17/15
Florida Atlantic	<b>25/10</b>	24/9	49/19	22/10	10/17	---	81-46	35	30/18	47.6/28.1	13/2	50.0/11.1	8/8	80.0/57.1	46/35	<b>20/6</b>	15/13	4/1	2/11	13/11
*at Wisconsin	21/18	17/14	38/32	22/16	19/15	---	79-63	16	25/26	41.7/45.6	7/3	38.9/20.0	22/8	<b>95.7/66.7</b>	37/28	12/14	16/22	2/5	12/8	15/16
*Iowa	13/18	31/15	44/33	23/25	23/28	---	90-86	4	34/30	52.3/46.9	7/12	41.2/52.2	15/14	78.9/77.8	36/30	16/19	15/14	4/1	7/5	22/17
*Northwestern	20/14	25/13	45/27	18/29	22/23	---	85-79	6	28/30	41.8/47.6	12/5	42.9/29.4	17/14	70.8/70.0	43/37	15/10	12/15	1/3	5/5	22/19
*at Ohio State	22/22	25/15	47/37	18/28	16/22	---	81-87	-6	34/27	48.6/42.9	7/11	31.8/39.3	6/22	54.5/68.8	43/36	19/18	14/9	3/4	3/7	19/13
*at Minnesota	22/16	20/12	42/28	16/16	12/13	---	70-57	13	26/23	38.8/37.1	8/3	36.4/18.8	10/8	83.3/61.5	43/41	13/14	7/10	2/2	8/4	13/16
*Indiana	21/18	10/19	31/37	20/30	21/16	---	72-83	-11	28/30	43.8/55.6	5/5	33.3/38.5	11/18	73.3/75.0	31/30	14/16	11/10	1/4	4/8	18/17
*at Northwestern	18/16	12/15	30/31	17/10	20/23	---	67-64	3	28/23	49.1/45.1	4/8	28.6/47.1	7/10	53.8/58.8	27/34	14/21	10/18	6/4	6/4	19/16
*Purdue	11/16	14/19	25/35	12/14	15/13	---	52-62	-10	19/27	32.2/48.2	4/3	15.4/16.7	10/5	71.4/83.3	31/40	9/9	11/15	2/3	11/9	13/14
*Michigan State																				
*at Michigan																				
*Minnesota																				
*at Nebraska																				
*at Maryland																				
*Penn State																				
*Nebraska																				
at Rutgers																				

Illini highs and opponent lows are bolded

## STARTING LINEUPS

DATE	OPPONENT	GUARD	GUARD	GUARD/FORWARD	FORWARD	FORWARD/CENTER	RECORD
Nov. 9	LIU	Cook	Oden	McKenzie	Shoup-Hill	Bostic	1-0 (1)
Nov. 13	Alcorn State	Cook	Oden	McKenzie	Shoup-Hill	Bostic	2-0 (1)
Nov. 16	McNeese State	Cook	Oden	McKenzie	Shoup-Hill	Bostic	3-0 (1)
Nov. 19	Evansville	Cook	Oden	McKenzie	Shoup-Hill	Bostic	4-0 (1)
Nov. 21	Oakland	Cook	Oden	McKenzie	Shoup-Hill	Bostic	5-0 (1)
Nov. 25	vs. Charlotte	Cook	Oden	McKenzie	Shoup-Hill	Bostic	6-0 (1)
Nov. 26	vs. Delaware	Cook	Oden	McKenzie	Shoup-Hill	Bostic	6-1 (1)
Nov. 30	at Pitt	Cook	Oden	McKenzie	Shoup-Hill	Bostic	7-1 (1)
Dec. 4	*at Indiana	Cook	Oden	McKenzie	Shoup-Hill	Bostic	7-2 (1)
Dec. 7	*Rutgers	Cook	Oden	McKenzie	Shoup-Hill	Bostic	8-2 (1)
Dec. 11	at Butler	Cook	Oden	McKenzie	Shoup-Hill	Bostic	9-2 (1)
Dec. 18	at Missouri	Bryant	Peebles	McKenzie	Shoup-Hill	Bostic	1-0 (2)
Dec. 21	Florida Atlantic	Bryant	Peebles	McKenzie	Shoup-Hill	Bostic	2-0 (2)
Dec. 29	*at Wisconsin	Cook	Bryant	McKenzie	Shoup-Hill	Bostic	1-0 (3)
Jan. 1	*Iowa	Cook	Bryant	McKenzie	Shoup-Hill	Bostic	2-0 (3)
Jan. 5	*Northwestern	Cook	Bryant	McKenzie	Shoup-Hill	Bostic	3-0 (3)
Jan. 8	*at Ohio State	Cook	Bryant	McKenzie	Shoup-Hill	Bostic	3-1 (3)
Jan. 15	*at Minnesota	Cook	Bryant	McKenzie	Shoup-Hill	Bostic	4-1 (3)
Jan. 18	*Indiana	Cook	Bryant	McKenzie	Shoup-Hill	Bostic	4-2 (3)
Jan. 22	*at Northwestern	Cook	Bryant	McKenzie	Shoup-Hill	Bostic	5-2 (3)
Jan. 26	*Purdue	Cook	Bryant	McKenzie	Shoup-Hill	Bostic	5-3 (3)
Jan. 29	*Michigan State						
Feb. 2	*at Michigan						
Feb. 5	*Minnesota						
Feb. 9	*at Nebraska						
Feb. 12	*at Maryland						
Feb. 19	*Penn State						
Feb. 22	*Nebraska						
Feb. 26	*at Rutgers						



## THE LAST TIME...

Illinois scored 100 points or more	Nov. 16, 2022 (Illinois 100, McNeese St. 38)
Illinois scored 90-99 points	Jan. 1, 2023 Iowa (Illinois 90, Iowa 86)
Illinois scored 50 points or less	Feb. 14, 2021, 50 vs. No. 15 Indiana (Indiana 58, Illinois 50)
Illinois scored 40 points or less	Jan. 3, 2018, 37, at Rutgers (Rutgers 76, Illinois 37)
Illinois gave up 100 points or more	Feb. 17, 2021, 103, No. 9/10 Maryland (Maryland 103, Illinois 58)
Illinois gave up 90 points or more	March 3, 2022, 92, vs. Nebraska (Nebraska 92, Illinois 74)
Illinois gave up 40 points or less	Nov. 16, 2022 (Illinois 100, McNeese State 38)
Illinois won by 40+ points	62, Nov. 16, 2022 (Illinois 100, McNeese State 38)
Illinois won an overtime game	Nov. 9, 2019 vs. Holy Cross (Illinois 78, Holy Cross 75)
Illinois lost an overtime game	Dec. 28, 2018 vs. Indiana (Indiana 85, Illinois 83)
Illinois made 10 or more three-pointers	Jan. 5, 2023, 12, Northwestern, (Illinois 85, Northwestern 79)
An Illinois opponent made 10 or more three-pointers	Jan. 8, 2023, 11, at Ohio State (Ohio State 87, Illinois 81)
An Illinois player scored 20+ points	Jan. 15, 2023, Makira Cook (20) (Illinois 70, Minnesota 57)
An Illinois player scored 30+ points	Dec. 4, 2022, Makira Cook, 33, at #5/4 Indiana (Indiana 65, Illinois 61)
An Illinois player scored 40+ points	Jan 14, 1996, Ashley Berggren, 43 at Minnesota (Illinois 87, Minnesota 76)
An opposing player scored 30+ points	Jan. 18, 2023, Mackenzie Holmes, 30, (Indiana 83, Illinois 72)
An opposing player scored 40+ points	Dec. 16, 1989, Carol Owens, 41 at Northern Illinois (Northern Illinois 110, Illinois 93)
An Illinois player had a triple-double	Dec. 21, 2022, Genesis Bryant vs. Florida Atlantic, 20 p, 10 r, 12 a (Illinois 81, FAU 46)
An opposing player had a triple-double	Dec. 2, 2006, Armentie Price, Ole Miss, 34 p, 15 r, 12 st (Ole Miss 75, Illinois 50)
No Illini scored double figures	March 2, 2007, vs. Penn State at Big Ten Tournament (Penn State 61, Illinois 49 - Rebecca Harris had 8)
No opposing player scored double figures	Nov. 25, 2022 vs. Charlotte (Illinois 70, Charlotte 43)
Two Illini players had a double-double	Nov. 26, 2022, vs. Delaware, Adalia McKenzie (22 pts, 10 rbs) & Makira Cook (16 pts, 10 asts) (Delaware 83, Illinois 80)
Three Illini scored 20+	Nov. 30, 2022, McKenzie (25), Cook (22), Peebles (20) (Illinois 92, Pitt 71)
Six Illini scored double figures	Nov. 16, 2022 vs. McNeese State (Bostic, Bryant, Cook, Lopes, McKenzie, Oden)
Seven Illini scored double figures	Nov. 17, 2013 vs. Alcorn State (Crawford, Gleason, Grant, Hartwell, Livingston, Moore, Tuck)
An Illini had 15+ rebounds	Jan. 8, 2023, Kendall Bostic (15) (Ohio State 87, Illinois 81)
An Illini had 20+ rebounds	Dec. 5, 2021, Kendall Bostic, 22, vs. Eastern Kentucky (Illinois 71, Eastern Kentucky 57)
An Illini had 25+ rebounds	Jan. 23, 1975, Betty Anderson, 30, vs. Eastern Illinois (Illinois 57, Eastern Illinois 51 [OT])
An opposing player had 15+ rebounds	Nov. 26, 2022, Makayla Pippin, 18 (Delaware 83, Illinois 80)
An opposing player had 20+ rebounds	Nov. 9, 2019, Lauren Manis, 21, Holy Cross (Illinois 78, Holy Cross 78 [OT])
An opposing player had 25+ rebounds	Never
An Illini had 10+ assists	Dec. 21, 2022, Genesis Bryant, 12 (Illinois 81, FAU 46)
An Illini had 15+ assists	Jan. 15, 2006, Maggie Acuna, 16, at Wisconsin (Illinois 84, Wisconsin 54)
An opposing player had 10+ assists	Feb. 20, 2022, Veronica Burton, 14, vs. Northwestern (Northwestern 82, Illinois 59)
An opposing player had 15+ assists	March 12, 1983, Debbie Hunter, 15, vs. Minnesota (Minnesota 89, Illinois 65)
An Illini player made 5+ three-pointers	Dec. 21, 2022, Genesis Bryant, 5 (Illinois 81, FAU 46)
An Illini player made 8+ three-pointers	Nov. 29, 1997, Katie Coleman, 9, vs. Providence, at Puerto Rico (Illinois 106, Providence 74)
An Illini player made 10+ three-pointers	Never
An opposing player made 5+ threes	Jan. 8, 2023, Taylor Mikesell, 7, at Ohio State (Ohio State 87, Illinois 81)
Illinois shot 60 pct. FG or better	Nov. 22, 2010, 61.6% (45-73) vs. Cal Poly (Illinois 104, Cal Poly 63)
Illinois shot 30 pct. FG or lower	March 10, 2021 23.2% (13-56), vs. Northwestern (BTT) (Northwestern 67, Illinois 42)
Illinois shot higher 3FG% than FG%	Jan. 5, 2023, Northwestern (3FG-42.9%, FG-41.8%)
An opponent shot 60 pct. FG or better	Dec. 31, 2019, 65.0% (39-60), at Iowa (Iowa 108, Illinois 72)
An opponent shot 30 pct. FG or lower	Dec. 21, 2022, 28.1% (18-64) (Illinois 81, FAU 46)
An opponent shot 25 pct. FG or lower	March 9, 2021, 25.0% (16-64), Wisconsin (BTT) (Illinois 67, Wisconsin 42)
An opponent shot 20 pct. FG or lower	Nov. 16, 2022, 15.9% (10-63), (Illinois 100, McNeese State 38)
Illinois forced 20 or more turnovers	Dec. 29, 2022, 22, at Wisconsin (Illinois 79, Wisconsin 63)
Illinois forced 30 or more turnovers	Feb. 25, 2015, 34, Michigan State (Michigan State 67, Illinois 65)
Illinois committed 30 or more turnovers	Dec. 2, 2006, 34, at Ole Miss (Ole Miss 75, Illinois 50)
Illinois had 20 or more steals	Nov. 14, 2014, 21, vs. IPFW (Illinois 70, IPFW 63)
An Illinois opponent had 20 or more steals	Dec. 2, 2006, 26, at Ole Miss (Ole Miss 75, Illinois 50)
Illinois blocked 10 or more shots	Nov. 19, 2022, 10, Evansville (Illinois 93, Evansville 54)
Illinois won 5+ games in a row	Nov. 9-25, 2022 (6) AND Dec. 7-Jan. 5, 7-game streak
Illinois won 10+ games in a row	Nov. 20, 1981-Jan. 2, 1982, 10-game streak
Illinois lost 5+ games in a row	Feb. 7-28, 2021, 6-game streak
Illinois lost 10+ games in a row	Jan. 16 2022-Feb. 27, 2022, 11-game streak
Illinois won 5+ in a row at home	Nov. 9, 2022-Jan. 5, 2023, 9-game streak
Illinois won 10+ in a row at home	Dec. 20, 1997-Jan. 5, 1999, 18-game streak
Illinois won 15+ in a row at home	Dec. 20, 1997-Jan. 5, 1999, 18-game streak
Illinois lost 5+ in a row at home	Jan. 20, 2022-Feb. 27, 2022, 6-game streak
Illinois lost 10+ in a row at home	Never
Illinois won 5+ in a row away from home	Dec. 9, 2012-Feb. 3, 2013, 6-game streak
Illinois won 10+ in a row away from home	Never
Consecutive games Illinois has made a 3-pointer	153, (Began at Memphis, 12/03/17)



## SINGLE-GAME RECORDS

TEAM RECORDS / 2022-23 MARKS		INDIVIDUAL RECORDS / 2022-23 BESTS	
Most Points..... 113 vs. Ball State (12/8/1981)	Most Points..... 100 vs. McNeese (11/16/22)	Most Points..... 49, Kendra Gantt vs. Kent State (1/3/1983)	Most Points..... 33, Makira Cook at Indiana (12/4/22)
Most FG Made..... 50 vs. Bradley (12/22/1982)	Most FG Made..... 37 vs. Evansville (11/19/22)	Most FG Made..... 22, Kendra Gantt vs. Kent State (1/3/1983)	Most FG Made..... 13, Kendall Bostic at Ohio State (18/23)
Most FG Attempts..... 105 vs. LBSU (1/13/1982)	Most FG Attempts..... 74 vs. LIU (11/9/22)	Most FG Attempts..... 32, 2x MR Kris Dupps vs. Kent State (1/2/1994)	Most FG Attempts..... 25, Makira Cook at Indiana (12/4/22)
Best FG %..... 63.8% vs. Iowa (3/6/1986)	Best FG %..... 55.7% at Pitt (11/30/22)	Best FG % (min. 10 attempts)..... 1,000, Cindy Dallas (10-10) vs. Illinois State (12/6/2003)	Most FT Made..... 14, Adalia McKenzie at Wisconsin (12/29/22)
Worst FG %..... 17.0% vs. Ball State (3/7/1975)	Worst FG %..... 32.2% vs. Purdue (1/26/23)	Most FT Made..... 16, Karima Penn at Ohio State (1/6/2013)	Most 3FG Made..... 6, Jada Peebles at Pitt (11/30/22)
Most FT Made..... 35, 3x MR vs. DePaul (12/10/1999)	Most FT Made..... 23 vs. McNeese (11/16/22)	Best FT % (min. 10 attempts)..... 1,000, 6x MR Jenna Smith (13-13) vs. Providence (11/25/2007)	Most 3FG Attempts..... 9, Genesis Bryant MR at Ohio State (1/8/23)
Best FT %..... 1,000, 5x MR Ohio State (2/17/2019)	Best FT %..... 95.7%, at Wisconsin (12/29/22)	Most 3FG Made..... 9, Katie Coleman vs. Providence (11/29/1997)	Most Rebounds..... 16, Kendall Bostic vs. Northwestern (1/5/23)
Most 3FG Made..... 15 vs. Valparaiso (12/31/2014)	Most 3FG Made..... 14 at Pitt (11/30/22)	Most 3FG Attempts..... 15, 2x MR Krista Reinking vs. Michigan State (2/16/1996)	Most Offensive Rebounds..... 8, Kendall Bostic vs. Northwestern (1/5/23)
Most 3FG Attempts..... 35 vs. Penn State (1/9/2014)	Most 3FG Attempts..... 28 vs. Rutgers (12/7/22)	Best 3FG % (min. 6 Attempts)..... 87.5%, Tiffanie Guthrie (7-8) at Arizona (12/8/2002)	Most Assists..... 12, Genesis Bryant vs. Florida Atlantic (12/21/22)
Best 3FG %..... 71.4%, 2x MR vs. Minnesota (1/15/2004)	Best 3FG %..... 58.3% at Pitt (11/30/22)	Most Rebounds..... 30, Betty Anderson vs. Eastern Illinois (1/23/1975)	Most Blocks..... 6, Kendall Bostic vs. Evansville (11/19/22)
Most Rebounds..... 90 vs. Mo. - St. Louis (12/1/1977)	Most Rebounds..... 56 vs. McNeese (11/16/22)	Most Offensive Rebounds..... 12, 2x MR Jenna Smith vs. Iowa (1/15/2009)	Most Steals..... 5, Makira Cook at Wisconsin (12/29/22)
Most Assists..... 35 vs. Eastern Michigan (12/22/1982)	Most Assists..... 20 vs. Florida Atlantic (12/21/22)	Most Assists..... 16, Maggie Acuna at Wisconsin (1/15/2006)	5, Adalia McKenzie vs. Delaware (11/26/22)
Most Blocks..... 13, 2x MR vs. Penn State (1/23/2018)	Most Blocks..... 10 vs. Evansville (11/19/22)	Most Blocks..... 11, Alex Wittinger at Penn State (1/23/2018)	
Most Steals..... 25 vs. Arkansas-Pine Bluff (11/20/2004)	Most Steals..... 12 at Wisconsin (12/29/22)	Most Steals..... 10, Shavonna Hunter vs. Kansas (12/18/1999)	
Most Fouls..... 34 vs. Mo. - St. Louis (12/1/1977)	Most Fouls..... 24 vs. McNeese (11/16/22)		
Most Fouled Out..... 6 vs. Minnesota (12/8/1974)	Most Fouled Out..... 1 vs. Indiana (1/18/23)		
Most Turnovers..... 48 vs. Indiana State (12/4/1975)	1 vs. Florida Atlantic (12/21/22)		
Highest Winning Score..... 113 vs. Ball State (12/8/1981)	1 vs. Delaware (11/26/22)		
Highest Losing Score..... 107 vs. Sacramento State (11/24/2018)	1 vs. Alcorn State (11/13/22)		
Lowest Winning Score..... 43 vs. Danville JC (2/17/1975)	19 at Missouri (12/18/22)		
Largest Margin of Victory..... 84 - H - Alcorn State (11/17/2013)	Highest Winning Score..... 100 vs. McNeese (11/16/22)		
74 - A - SIUE (3/1/1979)	Highest Losing Score..... 81 at Ohio State (1/8/23)		
62 - H - McNeese (11/16/2022)	Lowest Winning Score..... 65 at Butler (12/11/22)		
58 - A - Puerto Rico - Mayaguez (11/28/1997)	Lowest Losing Score..... 52 vs. Purdue (1/26/23)		
55 - H - Tennessee State (11/24/15)	Largest Margin of Victory..... 62 - H - McNeese (11/16/2022)		
52 - H - Ball State (12/8/1981)	27 - N - Charlotte (11/25/22)		
50 - H - Arkansas-Pine Bluff (11/20/2004)	21 - A - at Pitt (11/30/22)		
Fewest Points Allowed..... 24 vs. SIUE (3/1/1979)	Fewest Points Allowed..... 38 vs. McNeese (11/16/22)		
Lowest Losing Score..... 16 vs. Indiana (12/6/1974)	Largest Margin of Defeat..... 11 vs. Indiana (1/18/23)		
Largest Margin of Defeat..... 63 vs. Purdue (3/1/1991)			





# 2022-23 Illinois Women's Basketball Combined Team Statistics All games

Page 1/1  
as of Jan 28, 2023

## Game Records

Record	Overall	Home	Away	Neutral
ALL GAMES	16-5	9-2	6-2	1-1
CONFERENCE	6-4	3-2	3-2	0-0
NON-CONFERENCE	10-1	6-0	3-0	1-1

## Score by Periods

Team	1st	2nd	3rd	4th	OT	TOT
Illinois	410	438	404	391	0	1643
Opponents	301	285	362	378	0	1326

## Team Box Score

No.	Player				Total		3-Point		F-Throw		Rebounds											
		GP-GS	MIN	AVG	FG-FGA	FG%	3FG-3FGA	3FG%	FT-FTA	FT%	OFF	DEF	TOT	AVG	PF	DQ	A	TO	BLK	STL	PTS	AVG
3	COOK, Makira	19-19	625:27	32.9	129-303	.426	31-87	.356	50-58	.862	6	66	72	3.8	40	0	79	44	2	22	339	17.8
1	BRYANT, Genesis	21-10	608:53	29.0	104-220	.473	49-108	.454	61-70	.871	14	57	71	3.4	49	1	80	58	2	22	318	15.1
24	MCKENZIE, Adalia	21-21	611:02	29.1	117-260	.450	7-31	.226	63-94	.670	43	83	126	6.0	46	0	42	37	1	32	304	14.5
44	BOSTIC, Kendall	21-21	608:05	29.0	97-147	.660	0-3	.000	21-32	.656	66	152	218	10.4	48	1	27	27	37	13	215	10.2
11	PEEBLES, Jada	21-2	510:45	24.3	51-116	.440	36-72	.500	4-8	.500	15	19	34	1.6	22	0	17	20	5	12	142	6.8
23	SHOUP-HILL, Brynn	21-21	516:07	24.6	47-100	.470	26-67	.388	17-22	.773	44	70	114	5.4	53	1	22	29	15	13	137	6.5
12	ODEN, Jayla	21-11	336:46	16.0	36-96	.375	5-31	.161	17-23	.739	7	24	31	1.5	35	1	22	23	1	10	94	4.5
4	RHODES, Kam'ren	8-0	57:52	7.2	5-15	.333	4-8	.500	3-4	.750	0	5	5	0.6	4	0	2	8	0	1	17	2.1
21	NDOUR, Aicha	14-0	74:47	5.3	13-27	.481	0-0	.000	3-6	.500	14	19	33	2.4	18	0	2	10	5	1	29	2.1
33	DEWEY, Samantha	8-0	46:45	5.8	5-12	.417	1-3	.333	2-2	1.000	7	8	15	1.9	6	0	4	6	1	1	13	1.6
14	LOPES, Geovana	18-0	151:57	8.4	11-31	.355	0-0	.000	3-4	.750	14	28	42	2.3	22	0	5	10	4	8	25	1.4
0	JACKSON, Camille	8-0	36:41	4.6	3-8	.375	0-1	.000	2-4	.500	4	1	5	0.6	3	0	0	1	0	1	8	1.0
13	TAPONEN, Liisa	7-0	14:53	2.1	1-1	1.000	0-0	.000	0-0	.000	2	1	3	0.4	3	0	1	1	1	0	2	0.3
Team											36	49	85					9				
Total		21	4200		619-1336	.463	159-411	.387	246-327	.752	272	582	854	40.7	349	4	303	283	74	136	1643	78.2
Opponents		21	4200		482-1233	.391	109-373	.292	253-371	.682	217	471	688	32.8	336	2	238	309	62	136	1326	63.1

## Team Statistics

	ILLINI	OPP
<b>Scoring</b>	<b>1643</b>	<b>1326</b>
Points per game	78.2	63.1
Scoring margin	+15.1	-
<b>Field goals-att</b>	<b>619-1336</b>	<b>482-1233</b>
Field goal pct	.463	.391
<b>3 point fg-att</b>	<b>159-411</b>	<b>109-373</b>
3-point FG pct	.387	.292
3-pt FG made per game	7.6	5.2
<b>Free throws-att</b>	<b>246-327</b>	<b>253-371</b>
Free throw pct	.752	.682
F-Throws made per game	11.7	12.0
<b>Rebounds</b>	<b>854</b>	<b>688</b>
Rebounds per game	40.7	32.8
Rebounding margin	+7.9	-
<b>Assists</b>	<b>303</b>	<b>238</b>
Assists per game	14.4	11.3
<b>Turnovers</b>	<b>283</b>	<b>309</b>
Turnovers per game	13.5	14.7
Turnover margin	+1.2	-
Assist/turnover ratio	1.1	0.8
<b>Steals</b>	<b>136</b>	<b>136</b>
Steals per game	6.5	6.5
<b>Blocks</b>	<b>74</b>	<b>62</b>
Blocks per game	3.5	3.0
<b>Winning streak</b>	<b>0</b>	<b>-</b>
Home win streak	0	-
<b>Attendance</b>	<b>32820</b>	<b>25746</b>
Home games-Avg/Game	11-2984	8-3218
Neutral site-Avg/Game	-	2-288

## Team Results

Date	Opponent		Score	Att.
11/09/2022	LIU	W	75-40	1583
11/13/2022	Alcorn	W	90-59	1776
11/16/2022	McNeese	W	100-38	8141
11/19/2022	Evansville	W	93-54	1409
11/21/2022	Oakland	W	84-55	1334
11/25/2022	vs Charlotte	W	70-43	250
11/26/2022	vs Delaware	L	80-83	325
11/30/2022	at Pittsburgh	W	92-71	274
12/04/2022	at Indiana	L	61-65	5381
12/07/2022	Rutgers	W	80-62	1771
12/11/2022	at Butler	W	65-63	851
12/18/2022	at Missouri	W	76-66	2963
12/21/2022	Fla. Atlantic	W	81-46	1932
12/29/2022	at Wisconsin	W	79-63	3274
01/01/2023	Iowa	W	90-86	4803
01/05/2023	Northwestern	W	85-79	1904
01/08/2023	at Ohio St.	L	81-87	6273
01/15/2023	at Minnesota	W	70-57	4454
01/18/2023	Indiana	L	72-83	5583
01/22/2023	at Northwestern	W	67-64	2276
01/26/2023	Purdue	L	52-62	2584





**2022-23 Illinois Women's Basketball  
Combined Team Statistics  
In Conference games**

Page 1/1  
as of Jan 28, 2023

**Game Records**

Record	Overall	Home	Away	Neutral
ALL GAMES	6-4	3-2	3-2	0-0
CONFERENCE	6-4	3-2	3-2	0-0
NON-CONFERENCE	0-0	0-0	0-0	0-0

**Score by Periods**

Team	1st	2nd	3rd	4th	OT	TOT
Illinois	182	192	178	185	0	737
Opponents	169	147	200	192	0	708

**Team Box Score**

No.	Player				Total		3-Point		F-Throw		Rebounds													
		GP-GS	MIN	AVG	FG-FGA	FG%	3FG-3FGA	3FG%	FT-FTA	FT%	OFF	DEF	TOT	AVG	PF	DQ	A	TO	BLK	STL	PTS	AVG		
3	COOK, Makira	10-10	370:40	37.1	71-190	.374	18-56	.321	35-37	.946	2	34	36	3.6	23	0	37	28	0	13	195	19.5		
1	BRYANT, Genesis	10-8	329:07	32.9	54-117	.462	22-56	.393	29-35	.829	4	21	25	2.5	27	1	35	26	2	12	159	15.9		
24	MCKENZIE, Adalia	10-10	329:25	32.9	47-125	.376	1-16	.063	35-53	.660	23	48	71	7.1	25	0	25	20	0	17	130	13.0		
44	BOSTIC, Kendall	10-10	323:13	32.3	55-80	.688	0-2	.000	13-21	.619	35	79	114	11.4	26	0	13	17	20	10	123	12.3		
23	SHOUP-HILL, Brynn	10-10	247:00	24.7	25-49	.510	16-38	.421	8-11	.727	21	29	50	5.0	30	0	12	12	5	8	74	7.4		
11	PEEBLES, Jada	10-0	217:42	21.8	12-37	.324	9-23	.391	3-6	.500	8	8	16	1.6	13	0	2	7	1	5	36	3.6		
12	ODEN, Jayla	10-2	111:46	11.2	8-26	.308	3-15	.200	1-2	.500	2	4	6	0.6	11	0	4	7	1	3	20	2.0		
4	RHODES, Kam'ren	1-0	03:41	3.7	0-0	.000	0-0	.000	0-0	.000	0	0	0	0.0	0	0	0	0	0	0	0	0.0		
21	NDOUR, Aicha	6-0	14:57	2.5	0-1	.000	0-0	.000	0-0	.000	1	1	2	0.3	4	0	0	2	0	0	0	0.0		
14	LOPES, Geovana	9-0	52:29	5.8	0-4	.000	0-0	.000	0-0	.000	2	11	13	1.4	7	0	2	1	1	1	0	0.0		
Team											17	20	37					5						
Total		10	2000		272-629	.432	69-206	.335	124-165	.752	115	255	370	37.0	166	1	130	125	30	69	737	73.7		
Opponents		10	2000		265-589	.450	58-174	.333	120-170	.706	93	253	346	34.6	164	2	139	144	37	69	708	70.8		

**Team Statistics**

	ILLINI	OPP
<b>Scoring</b>	<b>737</b>	<b>708</b>
Points per game	73.7	70.8
Scoring margin	+2.9	-
<b>Field goals-att</b>	<b>272-629</b>	<b>265-589</b>
Field goal pct	.432	.450
<b>3 point fg-att</b>	<b>69-206</b>	<b>58-174</b>
3-point FG pct	.335	.333
3-pt FG made per game	6.9	5.8
<b>Free throws-att</b>	<b>124-165</b>	<b>120-170</b>
Free throw pct	.752	.706
F-Throws made per game	12.4	12.0
<b>Rebounds</b>	<b>370</b>	<b>346</b>
Rebounds per game	37.0	34.6
Rebounding margin	+2.4	-
<b>Assists</b>	<b>130</b>	<b>139</b>
Assists per game	13.0	13.9
<b>Turnovers</b>	<b>125</b>	<b>144</b>
Turnovers per game	12.5	14.4
Turnover margin	+1.9	-
Assist/turnover ratio	1.0	1.0
<b>Steals</b>	<b>69</b>	<b>69</b>
Steals per game	6.9	6.9
<b>Blocks</b>	<b>30</b>	<b>37</b>
Blocks per game	3.0	3.7
<b>Winning streak</b>	<b>0</b>	<b>-</b>
Home win streak	0	-
<b>Attendance</b>	<b>16645</b>	<b>21658</b>
Home games-Avg/Game	5-3329	5-4332
Neutral site-Avg/Game	-	0-0

**Team Results**

Date	Opponent		Score	Att.
12/04/2022	at Indiana	L	61-65	5381
12/07/2022	Rutgers	W	80-62	1771
12/29/2022	at Wisconsin	W	79-63	3274
01/01/2023	Iowa	W	90-86	4803
01/05/2023	Northwestern	W	85-79	1904
01/08/2023	at Ohio St.	L	81-87	6273
01/15/2023	at Minnesota	W	70-57	4454
01/18/2023	Indiana	L	72-83	5583
01/22/2023	at Northwestern	W	67-64	2276
01/26/2023	Purdue	L	52-62	2584



Statistic	National Rank	Conference Rank	Value	National Leader	Value	Conference Leader	Value
Assist/Turnover Ratio (350 ranked)	52	6	1.07	Colorado St.	1.77	Iowa	1.47
Assists Per Game (350 ranked)	102	13	14.4	Drake	21.3	Iowa	20.4
Blocks Per Game (350 ranked)	116	8	3.5	South Carolina	9.8	Northwestern	4.8
Field Goal Percentage (350 ranked)	23	6	46.3	UConn	52.5	Indiana	50.1
Field Goal Percentage Defense (350 ranked)	137	4	39.1	South Carolina	28.7	Nebraska	37.5
Fouls Per Game (350 ranked)	151	6	16.6	Murray St.	11.9	Iowa	15.4
Free Throw Attempts Per Game (350 ranked)	225	13	15.57	LSU	25.60	Michigan St.	22.15
Free Throw Percentage (350 ranked)	61	6	75.2	Lehigh	80.7	Michigan	78.7
Free Throws Made Per Game (350 ranked)	185	13	11.71	Western Ill.	18.33	Iowa	16.50
Rebound Margin (350 ranked)	26	1	7.9	South Carolina	22.6	Illinois	7.9
Rebounds (Defensive) Per Game (350 ranked)	58	5	27.7	Drake	33.1	Iowa	31.0
Rebounds (Offensive) Per Game (350 ranked)	87	3	13.0	Troy	21.4	Michigan St.	14.8
Rebounds Per Game (349 ranked)	50	3	40.67	Troy	51.20	Minnesota	43.15
Scoring Defense (350 ranked)	153	4	63.1	South Carolina	45.7	Indiana	60.1
Scoring Margin (349 ranked)	26	5	15.1	South Carolina	37.2	Indiana	21.5
Scoring Offense (350 ranked)	22	5	78.2	LSU	88.2	Iowa	87.6
Steals Per Game (350 ranked)	284	14	6.5	Niagara	15.1	Ohio St.	12.9
Three Point Attempts Per Game (350 ranked)	149	8	19.6	FGCU	30.9	Nebraska	25.3
Three Point Percentage (350 ranked)	6	1	38.7	Gonzaga	40.6	Illinois	38.7
Three Point Percentage Defense (350 ranked)	98	3	29.2	South Carolina	22.1	Ohio St.	26.5
Three Pointers Per Game (350 ranked)	62	4	7.6	FGCU	11.2	Iowa	8.6
Turnover Margin (350 ranked)	126	7	1.24	Niagara	9.56	Ohio St.	8.81
Turnovers Forced Per Game (350 ranked)	275	13	14.71	Niagara	29.17	Ohio St.	22.24
Turnovers Per Game (350 ranked)	34	4	13.5	Colorado St.	8.6	Indiana	12.7
Winning Percentage (349 ranked)	45	5	76.2	LSU	100.0	Indiana	95.0
				South Carolina	100.0		

Statistic	Player	National Rank	Conference Rank	Value	National Leader	Value	Conference Leader	Value
Assist/Turnover Ratio (250 ranked)	Makira Cook	103	8	1.80	McKenna Hofschild, Colorado St.	3.97	Chloe Moore-McNeil, Indiana	3.55
	Genesis Bryant	191	14	1.38				
Assists (141 ranked)	Genesis Bryant	96	10	80	Nika Muhl, UConn	181	Caitlin Clark, Iowa	157
	Makira Cook	99	11	79				
Assists Per Game (250 ranked)	Makira Cook	95	9	4.2	Nika Muhl, UConn	9.0	Caitlin Clark, Iowa	7.8
	Genesis Bryant	132	11	3.8				
Blocks (141 ranked)	Kendall Bostic	25	1	37	Brooke Flowers, Saint Louis	84	Kendall Bostic, Illinois	37
Blocks Per Game (247 ranked)	Kendall Bostic	41	1	1.76	Brooke Flowers, Saint Louis	3.82	Kendall Bostic, Illinois	1.76
Double Doubles (49 ranked)	Kendall Bostic	37	3	8	Lauren Gustin, BYU	20	Caitlin Clark, Iowa	9
					Angel Reese, LSU	20	Mackenzie Holmes, Indiana	9
Field Goal Attempts (149 ranked)	Makira Cook	32	5	303	Aneesah Morrow, DePaul	514	Caitlin Clark, Iowa	372
	Adalia McKenzie	110	11	260				
Field Goal Percentage (250 ranked)	Adalia McKenzie	133	12	45.0	Mya Berkman, Liberty	71.9	Mackenzie Holmes, Indiana	68.2
	Makira Cook	173	16	42.6				
Field Goals (145 ranked)	Makira Cook	56	6	129	Maddy Siegrist, Villanova	223	Mackenzie Holmes, Indiana	180
	Adalia McKenzie	94	12	117				
Free Throw Attempts (150 ranked)	Adalia McKenzie	99	9	94	Angel Reese, LSU	192	Caitlin Clark, Iowa	162
Free Throw Percentage (250 ranked)	Genesis Bryant	35	3	87.1	Erin Houpt, Mercer	97.1	Abbey Ellis, Purdue	89.7
	Makira Cook	46	4	86.2				
Free Throws (147 ranked)					Ta'Niya Latson, Florida St.	145	Caitlin Clark, Iowa	135
Minutes Per Game (150 ranked)					Gabi Vidmar, Cal St. Fullerton	38.91	Makenna Marisa, Penn St.	35.20
Points (197 ranked)	Makira Cook	77	10	339	Maddy Siegrist, Villanova	599	Caitlin Clark, Iowa	536
	Genesis Bryant	102	12	318				
	Adalia McKenzie	127	14	304				
Points Per Game (249 ranked)	Makira Cook	48	7	17.8	Maddy Siegrist, Villanova	28.5	Caitlin Clark, Iowa	26.8
	Genesis Bryant	153	13	15.1				
	Adalia McKenzie	192	16	14.5				
Rebounds (148 ranked)	Kendall Bostic	8	1	218	Lauren Gustin, BYU	345	Kendall Bostic, Illinois	218
Rebounds (Defensive) Per Game (30 ranked)	Kendall Bostic	24	2	7.2	Lauren Gustin, BYU	11.9	Caitlin Clark, Iowa	7.4
Rebounds (Offensive) Per Game (30 ranked)					Angel Reese, LSU	6.3		
Rebounds Per Game (249 ranked)	Kendall Bostic	20	1	10.4	Lauren Gustin, BYU	16.4	Kendall Bostic, Illinois	10.4
Steals (144 ranked)					Alasia Smith, Gardner-Webb	79	Leilani Kapinus, Penn St.	71
Steals Per Game (250 ranked)					Ny'Ceara Pryor, Sacred Heart	4.05	Leilani Kapinus, Penn St.	3.38
Three Point Attempts (147 ranked)					Sammie Puisis, South Fla.	189	Caitlin Clark, Iowa	169
Three Point Percentage (168 ranked)	Genesis Bryant	11	2	45.4	Brynna Maxwell, Gonzaga	50.4	Yarden Garzon, Indiana	49.5
Three Pointers (143 ranked)	Genesis Bryant	58	4	49	Sammie Puisis, South Fla.	72	Taylor Mikesell, Ohio St.	64
Three Pointers Per Game (248 ranked)	Genesis Bryant	84	5	2.33	Abbey Hsu, Columbia	3.58	Caitlin Clark, Iowa	3.05
Triple Doubles (3 ranked)	Genesis Bryant	3	2	1	Megan McConnell, Duquesne	2	Caitlin Clark, Iowa	2
					Caitlin Clark, Iowa	2		



# 2022-23 ILLINOIS WOMEN'S BASKETBALL

# GAME 21: VS. MICHIGAN STATE

## Game 1: Illinois 75, LIU 40

Nov. 9, 2022 | Champaign, Ill. (State Farm Center)

LIU - 40		Record: 1-1																	Shooting By Period				
NO.	Name	Min	FG	3P	FT	Rebounds	Fouls	TP	AS	TO	ST	Blocks	BS	BA	+/-								
			M-A	M-A	M-A	OR	DR	PF	FO														
0	DeAsia Thomas	F 11:17	3-6	0-0	0-0	1	0	1	4	0	6	0	1	0	0	-13	1st FG%	4-13	30.8%				
1	Emaila O'Brien	G 19:05	2-10	1-6	4-5	1	2	3	1	3	9	2	0	1	0	-11	3PT%	1-5	20.0%				
2	Zoe Hache	G 14:21	1-5	0-1	0-0	4	1	5	1	1	2	0	1	2	0	-9	FT%	0-0	0%				
3	Cristina Bermejo	G 19:42	1-5	1-3	0-0	0	2	2	0	0	3	0	1	0	0	-21	2nd FG%	2-17	11.8%				
13	Iris Mbulito	G 15:39	0-2	0-1	3-6	1	3	4	2	3	3	0	2	0	0	-10	3PT%	0-0	0%				
33	Sydni Smith	25:05	1-4	0-0	1-2	1	2	3	2	2	3	1	2	1	0	-21	FT%	4-8	50.0%				
12	Ashley Austin	12:01	1-3	0-0	1-2	0	0	0	1	2	3	0	4	1	0	-15	3rd FG%	3-13	23.1%				
5	Shyan Mwal	17:15	0-2	0-1	0-0	1	1	2	1	1	0	1	1	1	0	-13	3PT%	0-3	0%				
11	Mariah Elohim	16:21	1-8	0-6	0-0	0	1	1	1	0	2	0	1	0	1	-7	FT%	1-2	50%				
10	Claire Henson	17:40	1-5	1-2	0-0	1	2	3	1	1	3	0	1	0	0	-21	4th FG%	5-16	31.3%				
15	Kayla Tilus	10:23	0-2	0-1	0-0	0	1	1	0	0	0	0	4	0	0	-18	3PT%	2-6	33.3%				
20	Jeannine Bransma	05:11	0-0	0-0	0-0	0	1	1	0	0	0	0	1	0	0	-11	GM FG%	14-59	23.7%				
21	Tiana Amos	08:26	1-2	0-1	0-0	4	0	4	1	0	2	0	0	0	0	-7	FT%	3-23	13.0%				
24	Antoaneta Alexe	07:34	2-5	0-1	0-0	0	0	0	0	0	4	0	0	0	0	2	FT%	9-15	60.0%				
Team						1	4	5			0						Dead Ball Rebounds: 4, 0						
Totals			14-59	3-23	9-15	15	20	35	15	13	40	4	18	7	0	-35							

Technical Fouls:NONE

Illinois - 75		Record: 1-0																	Shooting By Period							
NO.	Name	Min	FG	3P	FT	Rebounds	Fouls	TP	AS	TO	ST	Blocks	BS	BA	+/-											
			M-A	M-A	M-A	OR	DR	PF	FF																	
23	Brynn Shoup-Hill	F 21:27	0-4	0-3	0-0	6	2	8	0	6	0	0	0	1	3	0	13	1st FG%	8-19	42.1%						
44	Kendall Bostic	F 22:05	8-11	0-0	0-0	3	8	11	2	0	16	0	0	0	0	0	15	3PT%	2-7	28.6%						
3	Makira Cook	G 25:31	6-9	2-3	0-0	1	3	4	1	1	14	1	1	2	0	0	20	FT%	0-0	0%						
12	Jayla Oden	G 21:20	1-7	0-4	0-0	0	1	1	1	1	2	5	3	2	0	0	25	1st FG%	10-19	52.6%						
24	Adalia McKenzie	G 24:57	6-10	0-0	0-2	4	3	7	3	1	12	3	2	0	0	0	31	3PT%	2-6	33.3%						
1	Genesis Bryant	23:35	5-7	3-5	0-0	0	3	3	1	2	13	3	2	1	0	0	32	FT%	0-0	0%						
11	Jada Peebles	25:54	1-11	0-6	0-0	0	1	1	1	1	2	3	0	2	1	0	26	3rd FG%	7-17	41.2%						
21	Aicha Ndour	13:05	5-10	0-0	0-1	3	4	7	2	1	10	1	2	1	2	0	17	3PT%	1-8	12.5%						
14	Geovana Lopes	09:50	0-2	0-0	0-0	2	3	5	2	2	0	0	2	0	0	0	-2	FT%	0-0	0%						
33	Samantha Dewey	06:34	2-2	0-0	0-0	1	2	3	0	0	4	1	2	0	0	0	-2	1st FG%	10-19	52.6%						
0	Camille Jackson	04:15	1-1	0-0	0-0	1	0	1	0	0	2	0	0	0	0	0	-2	3PT%	0-0	0.0%						
13	Liisa Taponen	01:27	0-0	0-0	0-0	0	0	0	0	0	0	0	0	0	0	0	0	FT%	0-3	0.0%						
Team						0	2	2			0							GM FG%	35-74	47.3%						
Totals			35:74	5-21	0-3	21	32	53	13	15	75	17	14	9	6	0	35	3PT%	5-21	23.8%						
																	Dead Ball Rebounds: 1, 0			FT%			0-3	0.0%		
																	Technical Fouls: 0/0/0									

Technical Fouls:NONE

LIU		ILL		Points from		Turnovers		Period by Period Scoring		1st 2nd 3rd 4th TOT	
Biggest lead	0 (1st 10:00)	41 (4th 4:01)		Points from	10	21		Turnovers	10	21	
Best Scoring Run	8 (4th 2:37)	16 (2nd 7:37)		Paint	16	54		Second Chance	14	22	
Lead Changes	0			Fast Breaks	7	11		Bench	17	31	
Times Tied	0										
Time with Lead	00:00	39:50									

## Game Notes

- Did not allow an LIU player into double-digit points - First time since Nov. 25, 2011.
- Held opponent to 40 or less points for first time since Dec. 2, 2016 vs. Fort Wayne.
- Kept LIU in single digits in 3-of-4 quarters.
- Scored just 10 seconds into the game.
- Kendall Bostic recorded career-high 16 points, double double in first game under Green.

## First Game of the Shauna Green Era

## Game 2: Illinois 90, Alcorn State 59

Nov. 13, 2022 | Champaign, Ill. (State Farm Center)

Alcorn - 59		Record: 0-3																	Shooting By Period										
NO.	Name	Min	FG	3P	FT	Rebounds	Fouls	TP	AS	TO	ST	Blocks	BS	BA	+/-														
			M-A	M-A	M-A	OR	DR	PF																					
12	Nakia Cheatham	F 18:37	2-7	1-2	0-0	1	4	5	4	1	5	0	2	2	0	1	-8	1st FG%	4-15	26.7%	3PT%	2-5	40.0%	FT%	0-0	0%			
25	Tyngine Wright	F 19:07	2-7	2-4	0-0	0	1	1	2	0	6	1	0	0	0	0	-11	2nd FG%	5-14	35.7%	3PT%	2-4	50.0%	FT%	0-0	0%			
5	Destiny Brown	C 22:00	6-8	0-0	1-1	2	3	5	3	2	13	0	3	0	2	0	-12	3rd FG%	9-18	50.0%	3PT%	2-4	50.0%	FT%	0-0	0%			
3	Nia McCalphie	G 13:12	1-2	0-1	0-0	0	2	2	1	3	2	2	0	0	0	0	-13	4th FG%	3-10	30.0%	3PT%	2-4	50.0%	FT%	0-0	0%			
15	Jeane Anderson	G 05:51	0-0	0-0	0-0	0	0	0	0	0	0	0	1	0	0	0	-6	GM FG%	21-57	36.8%	3PT%	6-15	40.0%	FT%	11-15	73.3%			
00	T'Naye Griffin	22:41	1-5	1-4	0-0	0	3	3	0	0	3	0	2	0	0	0	-25	FT%	9-18	50.0%	3PT%	1-1	100.0%	FT%	1-2	50%			
2	Zyl'nya White	24:37	2-8	0-1	3-4	2	2	4	1	3	7	2	4	0	0	0	-18	Dead Ball Rebounds: 2, 1											
14	Cayla Obilo	15:26	1-2	1-2	2-2	0	3	3	2	5	1	2	0	0	0	0	-16												
21	Akylale Ford	13:08	0-4	0-0	3-4	1	0	1	4	3	3	0	0	1	2	0	-17												
24	Kiarra Henderson	17:11	1-6	0-0	1-1	0	1	1	1	3	1	2	0	2	0	0	-19												
4	Kaliyn Watkins	10:24	0-3	0-0	0-0	0	0	0	0	0	0	0	0	1	0	0	-6												
11	Ashanti Backus	12:54	4-4	1-1	2-2	0	2	0	1	11	1	1	0	0	0	0	-2												
35	De Asia Reid	04:52	1-1	0-0	0-1	0	0	0	2	1	2	0	1	0	1	0	-2												
Team						0	3	3			0	0																	
Totals			21-57	6-15	11-15	7	23	30	22	17	59	7	18	4	5	3	-31												
Technical Fouls:NONE																													

## GAME 21: VS. MICHIGAN STATE

## Game 9: #5/4 Indiana 65, Illinois 61

Dec. 4, 2022 | Bloomington, Ind. (Simon Skjodt Assembly Hall)

Illinois - 61		Record: 7-2 (0-1)														
NO. Name	Min	FG M-A	3P M-A	FT M-A	Rebounds OR DR TOT	Fouls PF FD	TP	AS	TO	ST	Blocks BS BA	+/-	Shooting By Period			
23 Brynn Shoup-Hill	F 12:17	0-1	0-1	0-0	0 2 2	0 0 0	1	0	1	0	0	-7	1st FG%	4-13	30.8%	
44 Kendall Bostic	F 35:07	4-5	0-0	0-0	4 10 14	2 0 8	1	2	0	4	1	-4	3PT%	2-5	40.0%	
3 Makira Cook	G 38:31	12-25	3-4	6-6	0 5 5	3 7 33	0	3	0	0	0	3	FT%	1-2	50%	
12 Jayla Oden	G 14:48	1-3	0-2	0-1	0 1 1	3 1 2	0	2	0	0	0	-6	2nd FG%	9-17	52.9%	
24 Adalia McKenzie	G 35:09	3-13	0-2	3-6	8 11 3	3 9 1	3	2	0	2	-10		3PT%	3-4	75.0%	
11 Jada Peebles	33:23	1-4	1-1	0-0	1 2 3	1 0 3	0	1	1	1	0		FT%	0-3	0%	
1 Genesis Bryant	28:58	2-10	2-6	0-0	0 2 2	4 4 6	1	1	1	0	8		3rd FG%	4-12	33.3%	
14 Geovana Lopes	01:47	0-0	0-0	0-0	0 0 0	0 0 0	0	0	0	0	0		FT%	0-4	0.0%	
Team					3 2 5		0		1				4th FG%	6-19	31.6%	
Totals		23-61	6-16	9-13	11 32 43	16 15	61	4	14	5	6	-4	3PT%	1-3	33.3%	
Technical Fouls:NONE																

Shooting By Period	
1st FG%	4-13 30.8%
3PT%	2-5 40.0%
FT%	1-2 50%
2nd FG%	9-17 52.9%
3PT%	3-4 75.0%
FT%	0-3 0%
3rd FG%	4-12 33.3%
3PT%	0-4 0.0%
FT%	4-4 100%
4th FG%	6-19 31.6%
3PT%	1-3 33.3%
FT%	4-4 100%
GM FG%	23-61 37.7%
3PT%	6-16 37.5%
FT%	9-13 69.2%

Dead Ball Rebounds: 2, 0

Indiana - 65		Record: 9-0 (1-0)														
NO. Name	Min	FG M-A	3P M-A	FT M-A	Rebounds OR DR TOT	Fouls PF FD	TP	AS	TO	ST	Blocks BS BA	+/-	Shooting By Period			
54 Mackenzie Holmes	F 35:12	11-21	0-0	1-3	2 4 6	4 3 3	23	1	3	4	0	8	1st FG%	9-14	64.3%	
12 Yarden Garzon	G 28:16	4-12	1-4	0-0	0 3 3	3 1 9	3	2	0	0	1	10	3PT%	3-4	75.0%	
14 Sara Scalla	G 37:55	5-9	0-5	2-2	0 6 6	1 5 6	6	1	0	0	2	6	FT%	0-0	0%	
22 Chloe Moore-McNeil	G 38:57	5-9	2-4	1-1	1 1 2	2 2 13	3	1	1	0	2	6	2nd FG%	5-13	38.5%	
33 Sydney Parrish	G 39:19	3-8	2-4	4-6	0 10 10	3 5 12	2	0	4	2	0	5	FT%	2-4	50%	
21 Henna Sandvik	13:49	1-1	0-0	0-0	0 1 1	0 0 2	0	0	1	0	-8		3rd FG%	5-19	26.3%	
52 Lily Meister	04:40	0-0	0-0	0-0	0 1 1	2 0 0	0	0	2	0	0	-4	FT%	1-5	20.0%	
1 Lexus Bargesser	01:44	0-2	0-0	0-0	0 1 1	0 0 0	0	0	0	0	0	-1	3PT%	0-1	0%	
Team					4 2 6		0		0				4th FG%	7-16	43.8%	
Totals		26-62	5-17	8-12	7 29 36	15 16	65	15	10	9	6	5	3PT%	0-3	0.0%	
Technical Fouls:NONE																

Dead Ball Rebounds: 1, 0

ILL		IND		Points from		ILL		IND		Turnovers		ILL		IND		Paint		Second Chance		Fast Breaks		Bench	
Biggest lead	4 (3 <sup>rd</sup> 7:35)	14 (1 <sup>st</sup> 3:06)				10	20					11	21	12	17	61							
Best Scoring Run	9 (3 <sup>rd</sup> 7:35)	11 (3 <sup>rd</sup> 2:22)				28	38					ILL	11	21	12	17	61						
Lead Changes	6					4	9					IND	21	13	11	20	65						
Times Tied	7					15	6																
Time with Lead	04:50	28:44				9	2																

## Game Notes

- Makira Cook scored a career-high 33 points - the first Illini to score 30+ since 11/24/18.
- Illinois held Indiana to season-low marks in points in a quarter (13, 2nd), points in a half (34, 1st) and game (65, 14 lower than previous).
- Illinois is now 14-27 all-time in Big Ten openers & has lost the last six league-openers.
- Illinois is 46-214 all-time against ranked teams, including 9-97 mark against top 10 foes.

## B1G Opener

## Game 10: Illinois 80, Rutgers 62

Dec. 7, 2022 | Champaign, Ill. (State Farm Center)

Rutgers - 62		Record: 4-7 (0-2)														
NO. Name	Min	FG M-A	3P M-A	FT M-A	Rebounds OR DR TOT	Fouls PF FD	TP	AS	TO	ST	Blocks BS BA	+/-	Shooting By Period			
54 Chyna Cornwell	F 29:06	4-5	0-0	2-2	4 7 11	2 2 10	0	0	1	0	0	-8	1st FG%	4-14	28.6%	
22 Kassondra Brown	C 23:02	2-7	1-1	0-0	1 3 4	2 0 5	0	4	3	0	1	-13	3PT%	1-3	33.3%	
11 Awa Sidibe	G 35:13	6-10	1-1	0-0	3 5 8	4 1 13	1	1	1	1	1	-4	FT%	1-2	50%	
24 Kai Carter	G 26:06	2-8	0-2	0-0	0 2 2	1 0 4	1	7	2	0	0	-16	2nd FG%	5-14	35.7%	
31 Abby Streeter	G 17:04	0-0	0-0	0-0	1 1 1	1 0 0	0	0	1	0	0	-16	3PT%	0-1	0.0%	
2 Kaylene Smikle	32:01	6-18	1-5	9-12	1 0 1	4 7 22	1	5	2	1	1	-17	FT%	2-2	100%	
20 Erica Lafayette	17:01	3-8	0-0	0-0	0 3 3	1 1 6	0	3	0	0	0	-7	3rd FG%	8-14	57.1%	
4 Antonia Bates	20:27	0-1	0-1	2-2	0 1 1	1 1 2	0	0	0	2	2	0	FT%	3-4	75%	
Team					2 1 3		0		0				4th FG%	6-15	40.0%	
Totals		23-57	3-10	13-16	11 23 34	18 12	62	3	21	11	4	-18	3PT%	0-3	0.0%	
Technical Fouls:NONE																

Dead Ball Rebounds: 1, 0

Illinois - 80		Record: 8-2 (1-1)														
NO. Name	Min	FG M-A	3P M-A	FT M-A	Rebounds OR DR TOT	Fouls PF FD	TP	AS	TO	ST	Blocks BS BA	+/-	Shooting By Period			
23 Brynn Shoup-Hill	F 34:11	3-8	1-6	2-2	4 2 6	1 3 9	9	2	2	2	0	10	1st FG%	9-15	60.0%	
44 Kendall Bostic	F 32:54	3-5	0-1	3-4	2 5 7	3 2 9	1	2	0	2	0	27	3PT%	5-9	55.6%	
3 Makira Cook	G 32:15	8-17	4-8	0-0	0 2 2	2 2 20	5	1	1	0	2	28	FT%	0-1	0%	
12 Jayla Oden	G 20:35	1-4	1-3	0-0	1 1 2	0 1 3	1	0	1	0	1	5	2nd FG%	5-13	38.5%	
24 Adalia McKenzie	G 31:26	8-14	1-3	5-8	2 11 13	1 5 22	3	5	2	0	0	15	3PT%	1-5	20%	
11 Jada Peebles	22:46	1-6	1-5	0-0	0 2 2	2 0 3	0	0	0	0	1	5	FT%	6-7	85.7%	
1 Genesis Bryant	22:13	3-4	1-2	7-7	0 2 2	3 5 14	2	4	2	0	0	2	3rd FG%	7-18	38.9%	
14 Geovana Lopes	03:40	0-1	0-0	0-0	0 0 0	0 0 0	0	0	0	0	0	-2	FT%	1-8	12.5%	
Team					2 0 2		0		0				4th FG%	6-13	46.2%	
Totals		27-59	9-28	17-21	11 25 36	12 18	80	14	15	8	4	4	3PT%	2-6	33.3%	
Technical Fouls:NONE																

Dead Ball Rebounds: 2, 0

RUT		ILL		Points from		RUT		ILL		Turnovers		RUT		ILL		Paint		Second Chance		Fast Breaks		Bench	
Biggest lead	2 (1 <sup>st</sup> 9:56)	23 (3 <sup>rd</sup> 8:54)				19	15					19	15			28	32						
Best Scoring Run	7 (4 <sup>th</sup> 9:14)	9 (1 <sup>st</sup> 0:08)				28	32					ILL	10	12	21	19	62						
Lead Changes	3					14	2																
Times Tied	0					2	14																
Time with Lead	00:52	39:04				30	17																

## Game Notes

- Illinois won its scheduled B1G home opener for the first time since the 2016-17 season.
- Surpassed the win total of last season (7), securing the 8th win of the year.
- Scored 80 points in a Big Ten win for the first time since Feb. 5, 2015, against Minnesota.
- Adalia McKenzie 2nd double double with 22 points, 13 rebounds and three assists.
- First win over Rutgers since Jan. 7, 2017, snapping a six-game losing streak.

## B1G Home Opener

## Game 11: Illinois 65, Butler 63

Dec. 11, 2022 | Indianapolis, Ind. (Hinkle Fieldhouse)

Illinois - 65		Record: 9-2															
NO.	Name	Min	FG M-A	3P M-A	FT M-A	Rebounds OR DR TOT	Fouls PF FD	TP	AS	TO	ST	Blocks BS BA	+/-	Shooting By Period			
23	Brynn Shoup-Hill	F 29:54	1-4	1-4	2-2	3 6 9	3 1 5	0	0	0	0	0	-13	1 <sup>st</sup> FG%	5-14	35.7%	
44	Kendall Bostic	F 33:18	3-8	0-0	2-2	4 7 11	3 1 8	0	2	0	5	0	3	3PT%	1-4	25.0%	
3	Makira Cook	G 37:32	10-21	0-5	2-5	1 3 4	3 4 22	3	4	1	0	0	-1	FT%	0-0	0%	
12	Jayla Oden	G 13:51	1-2	0-1	0-0	0 0 0	0 0 0	2	1	0	0	0	1	2 <sup>nd</sup> FG%	6-12	50.0%	
24	Adalia McKenzie	G 31:39	5-13	0-0	3-3	4 8 12	2 4 13	2	3	3	1	2	17	3PT%	2-4	50.0%	
1	Genesis Bryant	21:08	2-5	2-2	0-0	0 0 0	0 0 6	1	0	0	0	0	1	FT%	4-4	100%	
11	Jada Peebles	26:58	2-3	1-2	0-0	1 2 3	1 0 5	1	0	1	1	0	0	3 <sup>rd</sup> FG%	8-19	42.1%	
21	Aicha Ndour	05:40	2-3	0-0	0-0	0 1 1	1 0 4	1	0	0	0	0	2	FT%	0-3	0.0%	
Team						1 1 2	0 0 0							4 <sup>th</sup> FG%	7-14	50.0%	
Totals			26:59	4-14	9-12	14 28 42	13 10 65	9	13	5	7	2	2		3PT%	1-3	33.3%
														FT%	2-2	100%	
														GM FG%	26:59	44.1%	
														3PT%	4-14	28.6%	
														FT%	9-12	75.0%	
Technical Fouls:NONE																	

## Game 13: Illinois 81, Florida Atlantic 46

Dec. 21, 2022 | Champaign, Ill. (State Farm Center)

Fla. Atlantic - 46

Record: 8-2

NO. Name	Min	FG M-A	3P M-A	FT M-A	Rebounds OR DR TOT	Fouls PF FD	TP	AS	TO	ST	Blocks BS BA	+/-
15 Sofia Galerou	F 20:46	1-6	1-4	0-0	3 0 3	0 1 3	0	0	0	1	0	-17
30 Janeta Rozentale	F 28:00	1-9	0-2	0-0	2 5 7	2 1 3	3	1	2	2	1	-30
2 Anyia Hubbard	G 19:16	8-12	1-3	3-6	1 3 4	3 4 20	0	1	2	0	0	1
20 Joyia Maddox	G 14:10	2-10	0-3	0-0	0 0 0	2 0 4	0	2	0	0	1	-26
34 Alexa Zaph	G 23:45	1-9	0-2	2-2	2 2 4	1 2 4	1	4	2	0	1	-39
23 Jada Moore	35:26	2-5	0-0	1-2	1 4 5	0 3 5	2	0	0	0	0	-23
1 Devyn Scott	25:49	1-5	0-2	0-0	1 1 2	0 0 2	0	2	0	0	0	-21
22 Dyllan Hanna	14:11	2-3	0-0	1-2	0 1 1	2 2 5	0	0	1	0	0	-15
32 Amber Gaston	08:19	0-3	0-0	0-0	0 1 1	1 0 0	0	1	0	1	0	1
10 Ajalon Gillard	10:18	0-2	0-2	0-0	0 0 0	0 0 0	0	1	0	2	0	3
Team					5 3 8		0	2				
Totals		18-64	2-18	8-14	15 20 35	11 13 46	6	13	11	1	4	-35

Technical Fouls: NONE

Dead Ball Rebounds: 5, 0

Illinois - 81

Record: 11-2

NO. Name	Min	FG M-A	3P M-A	FT M-A	Rebounds OR DR TOT	Fouls PF FD	TP	AS	TO	ST	Blocks BS BA	+/-
23 Brynn Shoup-Hill	F 28:34	5-9	2-5	2-2	0 4 4	5 2 14	2	3	0	0	0	33
44 Kendall Bostic	F 24:41	2-2	0-0	0 0 0	2 7 9	1 0 4	1	1	0	3	0	32
1 Genesis Bryant	G 34:48	8-14	5-8	1-2	3 7 10	2 3 22	12	3	1	0	0	40
11 Jada Peebles	G 24:29	4-7	3-5	0-0	0 0 0	0 0 0	11	2	3	0	0	22
24 Adalia McKenzie	G 24:58	3-10	1-1	3-4	0 3 3	1 2 9	1	1	1	1	0	34
12 Jayla Oden	22:10	5-11	2-5	2-2	1 3 4	2 2 14	2	2	0	0	0	18
21 Aicha Ndour	08:12	0-1	0-0	0-0	1 1 2	0 0 0	0	0	0	0	0	7
4 Kam'ren Rhodes	13:56	1-4	1-1	0-0	0 1 1	0 0 3	0	2	0	0	0	-5
14 Geovana Lopes	11:27	2-2	0-0	0 0 0	2 0 2	1 1 4	0	0	0	1	0	4
0 Camille Jackson	03:45	0-2	0-1	0-0	1 0 1	1 0 0	0	0	0	0	1	-5
33 Samantha Dewey	03:00	0-1	0-0	0-0	1 1 2	0 0 0	0	0	0	0	0	-5
Team					3 5 8		0	0				
Totals		30-63	13-26	8-10	14 32 46	13 11 81	20	15	2	4	1	-35

Technical Fouls: NONE

Dead Ball Rebounds: 1, 0

	FAU	ILL
Biggest lead	2 (1 <sup>st</sup> 9:44)	42 (3 <sup>rd</sup> 0:27)
Best Scoring Run	5 (2 <sup>nd</sup> 3:10)	21 (2 <sup>nd</sup> 5:19)
Lead Changes	1	
Times Tied	4	9
Time with Lead	00:17	39:00

## Game Notes

- 10 regular-season non-conference wins for just the third time in program history.
- Seven-straight home wins for the first time since the 2019-20 season.
- UI won 11 games before Christmas (Dec. 25) for the first time in program history.
- Genesis Bryant records the 3rd triple double in Illini history, 12th in NCAA this season.
- Illinois posted a season-high 20 assists on 30 field goals.

## Final Reg. Season Non-Con Game

## Game 15: [-/RV] Illinois 90, #12/10 Iowa 86

Jan. 1, 2023 | Champaign, Ill. (State Farm Center)

Iowa - 86

Record: 11-4 (3-1)

NO. Name	Min	FG M-A	3P M-A	FT M-A	Rebounds OR DR TOT	Fouls PF FD	TP	AS	TO	ST	Blocks BS BA	+/-
14 McKenna Warnock	F 37:36	4-8	2-4	7-8	3 3 6	2 4 17	3	3	0	0	0	-2
25 Monika Czinano	C 33:08	11-17	0-0	2-3	1 5 6	3 7 24	1	2	2	0	1	7
20 Kate Martin	G 37:04	2-6	2-3	0-0	0 3 3	2 1 6	4	2	0	0	0	-2
22 Caitlin Clark	G 36:54	11-27	7-14	3-3	1 4 5	5 8 32	7	5	0	0	2	4
24 Gabbie Marshall	G 32:18	1-3	1-2	0-0	0 1 1	2 0 3	2	0	2	0	0	6
45 Hannah Stuelke	09:16	1-3	0-0	2-4	0 0 0	1 2 4	0	0	0	0	1	-13
1 Molly Davis	10:48	0-0	0-0	0-0	0 2 2	0 0 2	2	1	1	0	0	-18
3 Sydney Afoltor	02:56	0-0	0-0	0-0	0 1 1	0 0 0	0	0	0	0	0	-2
Team					4 2 6		0	0				
Totals		30-64	12-23	14-18	9 21 30	17 22 86	19	14	5	1	4	-4

Technical Fouls: NONE

Dead Ball Rebounds: 3, 1

Illinois - 90

Record: 13-2 (3-1)

NO. Name	Min	FG M-A	3P M-A	FT M-A	Rebounds OR DR TOT	Fouls PF FD	TP	AS	TO	ST	Blocks BS BA	+/-
23 Brynn Shoup-Hill	F 21:35	1-1	1-1	0-0	0 3 3	4 0 3	1	1	0	0	0	4
44 Kendall Bostic	F 28:09	7-7	0-0	3-6	4 8 12	4 4 17	3	2	1	3	0	5
1 Genesis Bryant	G 25:33	8-10	3-5	1-3	4 3 7	2 6 24	3	4	1	0	0	2
3 Makira Cook	G 37:23	7-23	1-7	5-5	1 3 4	3 4 20	3	2	0	1	0	-2
24 Adalia McKenzie	G 36:48	7-16	0-0	2-3	2 3 5	4 2 16	5	2	3	0	0	3
11 Jada Peebles	23:39	3-4	2-3	0-0	1 0 1	0 0 8	1	1	1	0	0	-2
21 Aicha Ndour	01:43	0-0	0-0	0-0	0 0 0	3 0 0	0	0	1	0	0	-6
12 Jayla Oden	15:15	1-4	0-3	0-0	0 0 0	1 1 2	0	2	0	1	0	11
14 Geovana Lopes	09:55	0-0	0-0	0-0	0 1 1	1 0 0	0	0	1	0	0	5
Team					2 4 6		0	0				
Totals		34-65	7-17	15-19	11 25 36	22 17 90	16	15	7	4	1	4

Technical Fouls: NONE

Dead Ball Rebounds: 2, 1

	IOW	ILL
Biggest lead	5 (1 <sup>st</sup> 0:42)	13 (3 <sup>rd</sup> 9:39)
Best Scoring Run	8 (1 <sup>st</sup> 0:42)	9 (2 <sup>nd</sup> 1:13)
Lead Changes	7	
Times Tied	5	
Time with Lead	10:41	27:17

## Game Notes

- Program's 1st win over a ranked team since 2019 & its 1st at home since 2015.
- The win matched the best 15-game start (1980-81) in program history with a 13-2 record.
- With a 3-1 start to Big Ten play, Illinois owns its best start conference play since a 6-3 Big start in 2012-13
- Illinois' crowd of 4,803 marked the 2nd best of the season and same since 2002.

## Game 14: [-/RV] Illinois 79, Wisconsin 63

Dec. 29, 2022 | Madison, Wis. (Kohl Center)

Illinois - 79

Record: 12-2 (2-1)

NO. Name	Min	FG M-A	3P M-A	FT M-A	Rebounds OR DR TOT	Fouls PF FD	TP	AS	TO	ST	Blocks BS BA	+/-
23 Brynn Shoup-Hill	F 16:58	2-5	1-3	0-0	2 1 3	4 0 5	3	2	0	0	0	17
44 Kendall Bostic	F 34:39	3-8	0-0	0-0	2 7 9	3 1 6	1	0	4	1	1	17
1 Genesis Bryant	G 36:23	5-9	2-4	2-2	0 3 3	2 4 14	4	1	0	1	1	13
3 Makira Cook	G 34:17	6-16	2-4	6-6	0 4 4	2 3 20	2	5	0	0	2	12
24 Adalia McKenzie	G 36:11	6-11	0-1	14-15	3 5 8	1 8 26	1	3	2	0	1	20
11 Jada Peebles	23:52	2-6	1-3	0-0	1 1 2	1 0 5	0	2	1	0	0	1
21 Aicha Ndour	02:25	0-0	0-0	0-0	0 0 0	0 0 0	0	0	0	0	0	-4
12 Jayla Oden	13:19	1-4	1-3	0-0	0 1 1	2 0 3	1	2	0	0	0	4
14 Geovana Lopes	01:56	0-1	0-0	0-0	0 1 1	0 0 0	0	0	0	0	0	0
Team					2 4 6		0	0				
Totals		25-60	7-18	22-23	10 27 37	15 16 79	12	16	12	2	5	16

Technical Fouls: NONE

Dead Ball Rebounds: 2, 0

Wisconsin - 63

Record: 4-10 (0-3)

NO. Name	Min	FG M-A	3P M-A	FT M-A	Rebounds OR DR TOT	Fouls PF FD	TP	AS	TO	ST	Blocks BS BA	+/-
25 Serah Williams	F 26:57	3-5	0-0	3-4	1 1 2	2 3 9	0	4	1	2	0	-17
3 Brooke Schramek	G 31:02	5-10	0-2	1-1	1 2 3	4 3 11	0	4	0	1	0	-11
5 Julie Pospisilova	G 38:23	7-12	2-5	2-4	1 7 8	2 3 18	6	4	1	2	0	-13
11 Maty Wilke	G 36:20	7-13	1-6	0-0	3 3 6	4 1 15	1	1	1	0	0	-15
12 Avery LaBarbera	G 38:40	1-10	0-1	0-0	0 6 6	1 2 2	2	2	4	5	0	-18
30 Sydney Hilliard	17:55	3-5	0-0	0-1	0 1 1	2 2 6	1	4	0	0	0	-8
24 Natalie Leuzinger	02:26	0-0	0-0	0-0	0 0 0	1 0 0	0	1	0	0	0	-2
4 Lily Krahn	08:17	0-2	0-1	2-2	0 0 0	0 0 0	1	2	0	0	0	4
Team					0 2 2		0	0				
Totals		26-57	3-15	8-12	6 22 28	16 15 63	14	22	8	5	2	-16

Technical Fouls: NONE

Dead Ball Rebounds: 2, 2

	UI	UW
Biggest lead	18 (4 <sup>th</sup> 2:11)	2 (1 <sup>st</sup> 9:38)
Best Scoring Run	8 (1 <sup>st</sup> 7:28)	9 (2 <sup>nd</sup> 3:48)
Lead Changes	3	
Times Tied	0	
Time with Lead	38:49	00:49

## Game Notes

- Kendall Bostic grabbed the 500th rebound of her career with her third board of the game.
- Makira Cook returned after a 2-game absence and scored 20+ for her 5th-straight game.
- Illinois recorded season bests in steals (12) and forced turnovers (22).
- UI is above .500 in Big Ten play for the first time since 2016-17, when the team was 3-2.
- Illinois won its 12th game for the first time since the 2014-15 campaign.

## Game 16: [RV/RV] Illinois 85, Northwestern 79

Jan. 5, 2023 | Champaign, Ill. (State Farm Center)

Northwestern - 79

Record: 6-8 (0-4)

NO. Name	Min	FG M-A	3P M-A	FT M-A	Rebounds OR DR TOT	Fouls PF FD	TP	AS	TO	ST	Blocks BS BA	+/-
10 Calleigh Walsh	F 30:46	5-13	0-3	0-1	0 6 6	4 2 10	1	4	0	1	0	-5
20 Paige Mott	F 09:36	1-3	0-0	0-0	1 0 1	2 0 2	0	1	0	0	0	-2
0 Kaylah Rainey	G 27:23	5-10	1-2	1-1	2 2 4	4 3 12	1	2	0	0	0	-4
3 Sydney Wood	G 39:07	5-8	1-3	8-10	0 5 5	3 5 19	5	2	3	2	0	-6
23 Jasmine McWilliams	G 13:55	0-2	0-1	4-6	0 3 3	1 4 4	0	1	0	0	0	-8
42 Anna Morris	05:55	0-4	0-2	0-0	0 0 0	0 0 0	0	1	0	0	0	-11
2 Caroline Lau	16:44	3-6	2-4	0-0	1 2 3	1 0 8	1	0	0	0	0	-2
4 Jillian Brown	18:25	1-5	1-2	0-0	0 5 5	5 1 3	0	0	0	0	1	-1
15 Courtney Shaw	30:09	8-10	0-0	1-2	3 4 4	2 3 17	0	3	0	0	0	4
11 Hailey Weaver	08:00	2-2	0-0	0-0	0 0 0	0 0 0	4	1	2	2	0	5
Team					2 4 6		0	0				
Totals		30-63	5-17	14-20	9 28 37	22 18 79	10	15	5	3	1	-6

Technical Fouls: Walsh 3<sup>rd</sup> 4:49

Dead Ball Rebounds: 1, 0

Illinois - 85

Record:

## 2022-23 ILLINOIS WOMEN'S BASKETBALL

## GAME 21: VS. MICHIGAN STATE

## Game 17: No. 3/3 Ohio State 87, [RV/RV] Illinois 81

Jan. 8, 2023 | Columbus, Ohio (Value City Arena)

Illinois - 81												
Record: 14-3 (4-2)												
NO. Name	Min	FG M-A	3P M-A	FT M-A	Rebounds OR DR TOT	Fouls PF FD	TP	AS	TO	ST	Blocks BS BA	+/-
23 Brynn Shoup-Hill	F 26:40	3-5	3-4	1-2	0 4 4	4 1 10	1	1	1	0	1 0	1
44 Kendall Bostic	F 38:19	13-15	0-1	1-2	7 8 15	4 1 27	1	1	1	0	2 0	-3
1 Genesis Bryant	G 38:51	8-15	4-9	0-0	0 3 3	0 1 20	5	6	1	1	0 1	-6
3 Makira Cook	G 40:00	6-15	0-4	0-0	0 3 3	3 3 12	8	4	1	0	2	-6
24 Adalia McKenzie	G 25:38	1-10	0-1	3-6	2 7 9	4 4 5	2	0	0	0	1	-3
11 Jada Peebles	09:45	0-2	0-1	0-0	0 0 0	2 0 0	0	0	0	0	0	-2
12 Jayla Oden	19:06	3-8	0-2	1-1	1 1 2	2 3 7	2	0	0	0	0	-7
14 Geovana Lopes	01:41	0-0	0-0	0-0	0 0 0	1 1 0	0	0	0	0	0	-3
Team					3 3 6	0	0	2				
Totals		34-70	7-22	6-11	13 30 43	19 13	81	19	14	3	3 4	-6
Technical Fouls:NONE												

Shooting By Period		
1 <sup>st</sup> FG%	10-21	47.6%
3PT%	2-5	40.0%
FT%	0-0	0%
2 <sup>nd</sup> FG%	11-15	73.3%
3PT%	2-5	40.0%
FT%	1-2	50%
3 <sup>rd</sup> FG%	6-13	46.2%
3PT%	2-5	40.0%
FT%	4-7	57.1%
4 <sup>th</sup> FG%	7-21	33.3%
3PT%	1-7	14.3%
FT%	1-2	50%
GM FG%	34-70	48.6%
3PT%	7-22	31.8%
FT%	6-11	54.5%

Ohio St. - 87		Record: 17-0 (6-0)													
NO.	Name	Min	FG M-A	3P M-A	FT M-A	Rebounds OR DR TOT	Fouls PF FD	TP	AS	TO	ST	Blocks BS BA	+/-		
23	Rebeka Mikulasikova	F 25:22	2-9	1-6	0-2	2 1 3	4 1 5	2	1	0	0	1 4			
32	Cotie McMahon	F 36:14	6-10	0-1	10-13	0 4 4	3 8 22	4	1	0	2	0 6			
1	Rikki Harris	G 36:01	2-9	2-5	0-2	1 4 5	2 2 6	6	2	3	0	0 6			
2	Taylor Thierry	G 36:54	2-9	0-1	8-8	1 6 7	3 4 12	2	0	4	1	0 1			
24	Taylor Mikesell	G 40:00	11-22	7-14	2-2	0 2 2	1 1 31	2	2	2	0	2 6			
3	Heyenne Bristow	17:44	3-4	1-1	2-5	1 7 8	0 3 9	3	1	2	0	1 0	7		
22	Eboni Walker	03:46	1-1	0-0	0-0	1 0 1	0 0 0	0	0	0	0	0 0	0		
5	Emma Shumate	03:59	0-0	0-0	0-0	0 0 0	0 0 0	0	0	1	0	0 0	0		
Team						4 2 6	0	0	1						
Totals			27-63	11-28	22-32	10 26 36	13 19	87	18	9	7	4 3 6			
Technical Fouls: NONE															

	ILL	OSU	Points from		ILL	OSU	Period by Period Scoring					
Biggest lead	17 (3 <sup>rd</sup> 6:56)	9 (4 <sup>th</sup> 6:18)	Turnovers	12	17		1st	2nd	3rd	4th	TOT	
Best Scoring Run	10 (3 <sup>rd</sup> 6:56)	11 (3 <sup>rd</sup> 2:16)	Paint	42	30	ILL	22	25	18	16	81	
Lead Changes	11		Second Chance	17	13	OSU	22	15	28	22	87	
Times Tied	8		Fast Breaks	8	13							
Time with Lead	22:59	11:40	Bench	7	11							

## Game Notes

- Kendall Bostic goes for third-straight double double and career-high 27 points.
- Illinois scored the most first-half points given up by Ohio State this season.
- The Illini led for 22:59 of the game, the most they've led in a loss this season.
- Two Illini score 20+ for the sixth game of the season.
- Makira Cook plays all 40 minutes for second time of season, just 4th time for team.

## Game 19: #6/6 Indiana 83, #21/23 Illinois 72

Jan. 18, 2023 | Champaign, Ill. (State Farm Center)

Indiana - 83				Record: 17-1 (7-1)																		
NO.	Name	Min	FG M-A	3P M-A	FT M-A	Rebounds OR DR TOT	Fouls PF FD	TP	AS	TO	ST	Blocks BS BA	+/-	Shooting By Period								
54	Mackenzie Holmes	F 35:08	12-20	0-0	6-8	3 7 10	4 7 30	2	1	6	2	1 3	3	1 <sup>st</sup> FG%	7-14	50.0%	3PT%	2-4	50.0%	FT%	2-2	100%
22	Chloe Moore-McNeil	G 36:01	4-9	3-6	2-2	0 3 3	2 2 13	1	0	0	1	0 8	12	2 <sup>nd</sup> FG%	5-9	55.6%	3PT%	0-2	0.0%	FT%	9-12	75%
33	Sydney Parrish	G 31:22	3-7	2-5	0-0	0 4 4	4 0 8	1	0	0	0	0 14	0	3 <sup>rd</sup> FG%	13-19	68.4%	3PT%	2-4	50.0%	FT%	2-4	50%
34	Grace Berger	G 36:32	7-10	0-0	4-7	1 5 6	2 5 18	3	6	2	1	0 4	4	4 <sup>th</sup> FG%	5-12	41.7%	3PT%	1-3	33.3%	FT%	5-6	83.3%
14	Sara Scallia	15:51	0-2	0-2	0-0	0 4 4	0 0 0	0	0	3	1	0 0	6	GM FG%	30-54	55.6%	3PT%	5-13	38.5%	FT%	18-24	75.0%
52	Lilly Meister	04:52	1-1	0-0	0-0	1 0 1	2 0 2	0	0	0	0	0 8	8	Dead Ball Rebounds: 5, 0								
1	Lexus Baggesser	04:03	0-0	0-0	0-0	0 0 0	1 0 0	0	0	0	0	0 0	0									
Team						1 1 2	0	0	0													
Totals			30-54	5-13	18-24	6 24 30	17 18	83	16	10	8	4 1 11		Technical Fouls: NONE								

Illinois - 72													Record: 15-4 (5-3)															
NO.	Name	Min	FG M-A	3P M-A	FT M-A	Rebounds OR DR TOT	Fouls PF FD	TP	AS	TO	ST	Blocks BS BA	+/-	Shooting By Period														
23	Brynn Shoup-Hill	F 27:11	3-4	2-3	0-0	6 2 8	4 2 8	0	0	1	0	0	-2	1 <sup>st</sup> FG%	9-19	47.4%	3PT%	1-1	100.0%	FT%	2-2	100%						
44	Kendall Bostic	F 27:17	7-9	0-0	3-4	2 9 11	3 3 17	0	2	0	2	0	8	2 <sup>nd</sup> FG%	3-14	21.4%	3PT%	1-6	16.7%	FT%	3-5	60%						
1	Genesis Bryant	G 29:40	7-15	3-5	1-2	0 1 1	5 2 18	2	3	0	0	0	2	3 <sup>rd</sup> FG%	8-15	53.3%	3PT%	2-5	40.0%	FT%	2-2	100%						
3	Makira Cook	G 37:17	5-18	0-5	4-4	0 4 4	1 6 14	8	2	1	0	3	-11	4 <sup>th</sup> FG%	6-16	50.0%	3PT%	1-3	33.3%	FT%	4-6	66.7%						
24	Adalia McKenzie	G 31:59	6-15	0-1	3-5	2 2 4	4 4 15	4	2	2	0	1	2	GM FG%	28-64	43.8%	3PT%	5-15	33.3%	FT%	11-15	73.3%						
11	Jada Peebles	25:49	0-2	0-1	0-0	1 0 1	0 0 0	0	0	0	1	0	-24	Deat Ball Rebounds: 4, 0														
12	Jayla Oden	08:04	0-0	0-0	0-0	0 0 0	0 0 0	0	0	0	0	0	-11															
14	Geovana Lopes	06:27	0-0	0-0	0-0	0 0 0	1 0 0	0	0	0	0	0	-8															
21	Aicha Ndour	06:16	0-1	0-0	0-0	1 0 1	0 0 0	0	0	0	0	0	-11															
Team						0 1 1		0		1				4 <sup>th</sup> FG%	8-16	50.0%	3PT%	1-3	33.3%	FT%	4-6	66.7%						
Totals						28-64 5-15 11-15	12 19 31	18 17	72	14	11	4	1 4	-11	Technical Fouls: NONE					GM FG%	28-64	43.8%	3PT%	5-15	33.3%	FT%	11-15	73.3%

	IND	ILL	Points from		IND	ILL	Period by Period Scoring					
Biggest lead	16 (3 <sup>rd</sup> 0:40)	9 (1 <sup>st</sup> 2:27)	Turnovers	8	10		1st	2nd	3rd	4th	TOT	
Best Scoring Run	8 (3 <sup>rd</sup> 6:38)	9 (4 <sup>th</sup> 4:26)	Paint	46	40	IND	18	19	30	16	83	
Lead Changes	1		Second Chance	5	13							
Times Tied	5		Fast Breaks	6	5	ILL	21	10	20	21	72	
Time with Lead	23:24	13:33	Bench	2	0							

## Game Notes

- Kendall Bostic puts up seventh double double of season with 17 pts/11 rebs.
- Illinois welcomed 5,583 fans into State Farm Center - 2nd-best attendance of season.
- Played first top-25 battle in SFC since Jan. 2, 2000.
- Four (or more) Illini players finish with double-digit points for the 11th game.
- Illinois has zero bench points for first time of season.

## Game 18: No. 24/24 Illinois 70, Minnesota 57

Jan. 15, 2023 | Minneapolis, Minn. (Williams Arena)

Illinois - 70													Record: 15-3 (5-2)												
NO.	Name	Min	FG M-A	3P M-A	FT M-A	Rebounds OR DR TOT	Fouls PF FD	TP	AS	TO	ST	Blocks BS BA	+/-	Shooting By Period											
23	Brynn Shoup-Hill	F 32:41	5-9	3-7	0-0	3 6 9	3 2 13	0	0	0	2	1 0	19	1 <sup>st</sup> FG%	8-16	50.0%	3PT%	3-6	50.0%	FT%	3-4	75%			
44	Kendall Bostic	F 17:11	1-4	0-0	1-2	1 6 7	3 2 3	0	1	0	1	0 1	12	2 <sup>nd</sup> FG%	7-17	41.2%	3PT%	3-6	50.0%	FT%	3-4	75%			
1	Genesis Bryant	G 38:36	7-15	2-6	2-2	0 2 2	2 3 18	5	2	2	0	1 12	0	3 <sup>rd</sup> FG%	7-17	41.2%	3PT%	2-7	28.6%	FT%	0-0	0%			
3	Makira Cook	G 37:00	6-19	2-6	6-6	0 2 2	1 3 20	4	2	1	0	1 14	0	4 <sup>th</sup> FG%	4-15	26.7%	3PT%	0-3	0.0%	FT%	4-4	100%			
24	Adalia McKenzie	G 37:44	6-15	0-1	1-2	4 4 8	0 4 13	2	0	3	0	0 15	0	GM FG%	26-67	38.8%	3PT%	8-22	36.4%	FT%	10-12	83.3%			
11	Jada Peebles	13:05	1-3	1-2	0-0	1 2 3	0 0 4	3	1	1	0	0 -4	-												
14	Geovana Lopes	22:22	0-0	0-0	0-0	2 8 10	4 2 0	1	1	0	0	0 8	8												
12	Jayla Oden	01:21	0-0	0-0	0-0	0 0 0	0 0 0	0	0	0	0	0 -2	-2												
Team						1 1 2	0 0 0	7	13	7	8	2 2 13	13												
Totals			26-67	8-22	10-12	12 31 43	13 16 70	13	7	8	2	2 13	13												
Technical Fouls: NONE																									

Game 21: Purdue 62, #22/22 Illinois 52

Jan. 26, 2023 | Champaign, Ill. (State Farm Center)

Purdue - 62		Record: 14-6 (5-5)															
NO.	Name	Min	FG M-A	3P M-A	FT M-A	Rebounds OR DR TOT	Fouls PF FO	TP	AS	TO	ST	Blocks BS BA	+/-	Shooting By Period			
34	Caitlyn Harper	F 27:22	5-7	0-0	0-0	1 3 4	2 1	10	0	1	1	1 1	7	1st FG%	7-14	50.0%	
5	Cassidy Hardin	G 27:32	1-8	0-6	0-0	0 2 2	1 2	2	3	0	0	0 0	2	3PT%	2-5	40.0%	
10	Jeanne Terry	G 35:01	5-11	0-1	0-0	6 8 14	2 1	10	4	4	4	1 1	16	FT%	0-0	0%	
11	Lasha Petree	G 11:44	3-4	1-1	0-0	0 3 3	3 2	7	1	4	0	1 0	2	2nd FG%	9-15	60.0%	
23	Abbey Ellis	G 34:15	6-9	2-4	2-2	1 5 6	1 4	16	1	1	0	0 0	11	3PT%	1-3	33.3%	
3	Jayla Smith	17:42	3-7	0-2	0-0	0 2 2	1 0	6	0	0	2	0 0	4	FT%	0-0	0%	
33	Madison Layden	33:46	3-8	0-4	3-4	0 5 5	3 3	9	0	3	1	0 0	5	3rd FG%	7-16	43.8%	
35	Rickie Woltman	12:23	1-2	0-0	0-0	1 2 3	1 0	2	0	1	0	0 0	1	3PT%	0-6	0.0%	
14	Ava Learn	00:15	0-0	0-0	0-0	0 0 0	0 0	0	0	0	0	0 0	2	FT%	0-0	0%	
Team						1 0 1		0		1				4th FG%	4-11	36.4%	
Totals			27-56	3-18	5-6	10 30 40	14 13	62	9	15	8	3 2	10	3PT%	0-4	0.0%	
Technical Fouls: NONE														GM FG%	27-56	48.2%	
														3PT%	3-18	16.7%	
														FT%	5-6	83.3%	
														Dead Ball Rebounds: 0, 1			

Illinois - 52		Record: 16-5 (6-4)															
NO.	Name	Min	FG M-A	3P M-A	FT M-A	Rebounds OR DR TOT	Fouls PF FO	TP	AS	TO	ST	Blocks BS BA	+/-	Shooting By Period			
23	Brynn Shoup-Hill	F 28:22	3-6	1-4	3-5	4 1 5	2 3	10	1	2	2	0 0	-9	1st FG%	4-17	23.5%	
44	Kendall Bostic	G 36:20	2-4	0-0	1-2	0 10 10	0 1	5	2	1	1	2 0	-10	3PT%	1-8	12.5%	
1	Genesis Bryant	F 36:12	4-13	1-7	2-2	2 3 5	4 3	11	5	1	3	0 3	-16	FT%	2-2	100%	
3	Makira Cook	G 38:23	8-24	1-8	2-2	0 5 5	1 5	19	0	2	2	0 0	-9	2nd FG%	4-11	36.4%	
24	Adalia McKenzie	G 25:14	1-6	0-2	0-1	1 1 2	2 1	2	1	4	2	0 0	-3	3PT%	0-4	0.0%	
11	Jada Peebles	24:17	1-5	1-4	2-2	2 0 2	2 1	5	0	1	0	0 0	-2	FT%	6-7	85.7%	
12	Jayla Oden	03:51	0-1	0-1	0-0	0 0 0	2 0	0	0	0	1	0 0	1	3rd FG%	5-13	38.5%	
21	Aicha Ndour	00:30	0-0	0-0	0-0	0 0 0	0 0	0	0	0	0	0 0	-2	3PT%	1-6	16.7%	
14	Geovana Lopes	03:10	0-0	0-0	0-0	0 0 0	0 0	0	0	0	0	0 0	2	FT%	1-1	100%	
4	Kam'ren Rhodes	03:41	0-0	0-0	0-0	0 0 0	0 0	0	0	0	0	0 0	-2	4th FG%	6-18	33.3%	
Team						2 0 2		0		0				3PT%	2-8	25.0%	
Totals			19-59	4-26	10-14	11 20 31	13 14	52	9	11	11	2 3	-10	FT%	1-4	25%	
Technical Fouls: NONE														GM FG%	19-59	32.2%	
														3PT%	4-26	15.4%	
														FT%	10-14	71.4%	
														Dead Ball Rebounds: 2, 0			

	PUR	ILL	Points from	PUR	ILL	Period by Period Scoring					
Biggest lead	14 (4 <sup>th</sup> 6:34)	3 (1 <sup>st</sup> 7:49)	Turnovers	11	12	1st	2nd	3rd	4th	TOT	
Best Scoring Run	8 (1 <sup>st</sup> 5:35)	6 (4 <sup>th</sup> 4:29)	Paint	32	22	PUR	16	19	14	13	62
Lead Changes	1		Second Chance	10	8	ILL	11	14	12	15	52
Times Tied	2		Fast Breaks	6	4						
Time with Lead	36:10	01:21	Bench	17	5						

Game Notes

- Illini suffer first loss to unranked team since Nov. 26 vs. Delaware.
- Illinois held to lowest first half and game point totals of the season.
- Brynn Shoup-Hill scores in double digits for sixth time this season.
- UI was outrebounded for the second-straight game.
- Illinois never led past the first quarter in the contest.





# CAMILLE JACKSON

CHICAGO, ILL. | BUTLER COLLEGE PREP



Fr.  
Guard  
5-11

## SEASON & CAREER HIGHS

SEASON			CAREER		
NUM.	OPPONENT/DATE	STAT	OPPONENT/DATE	NUM.	
4	McNeese (11/16/22)	POINTS	same		
3	McNeese (11/16/22)	REBOUNDS	same		
-	-	ASSISTS	-	-	
-	-	BLOCKS	-	-	
1	McNeese (11/16/22)	STEALS	same		
12	McNeese (11/16/22)	MINUTES	same		
1	3x, MR Evansville (11/19/22)	FG MADE	same		
-	-	3PFG MADE	-	-	

## QUICK HITS

- » Born Sept. 8, 2003
- » Major: Undeclared
- » Illinois debut: 11-9-22 vs. LIU
- » 4 mins, 2 pts, 1 reb
- » 4 seasons of eligibility remaining
- » Four star recruit (ESPN & ProspectsNation.com)
- » IBCA Second Team 2A All-State (2020)
- » Two-time IBCA First Team 2A All-State (2021 & '22)
- » First athlete in the 23-year history of the Noble Schools network — which currently has more than 12,000 students across 17 charter high schools — to be a Power Five recruit in any sport
- » Led Butler College Prep to three-straight Noble League Championships
- » Two-time Noble League Girls Basketball Athlete of the Year

## GAME-BY-GAME STATS

Opponent	Date	GS	MIN	Total		3-Pointers		Free throws		Rebounds				PF	A	TO	BLK	STL	PTS	AVG
				FG	PCT	3FG	PCT	FT	PCT	OFF	DEF	TOT	AVG							
LIU	11/09/2022		04:15	1-1	1.000	0-0	.000	0-0	.000	1	0	1	1.0	0	0	0	0	0	2	2.0
Alcorn	11/13/2022		03:09	0-0	.000	0-0	.000	0-0	.000	0	0	0	0.5	0	0	0	0	0	0	1.0
McNeese	11/16/2022		12:07	1-3	.333	0-0	.000	2-4	.500	2	1	3	1.3	1	0	0	0	1	4	2.0
Evansville	11/19/2022		03:32	1-1	1.000	0-0	.000	0-0	.000	0	0	0	1.0	1	0	0	0	0	2	2.0
Oakland	11/21/2022		03:15	0-1	.000	0-0	.000	0-0	.000	0	0	0	0.8	0	0	0	0	0	0	1.6
vs Charlotte	11/25/2022		03:32	0-0	.000	0-0	.000	0-0	.000	0	0	0	0.7	0	0	1	0	0	0	1.3
at Pittsburgh	11/30/2022		03:06	0-0	.000	0-0	.000	0-0	.000	0	0	0	0.6	0	0	0	0	0	0	1.1
Fla. Atlantic	12/21/2022		03:45	0-2	.000	0-1	.000	0-0	.000	1	0	1	0.6	1	0	0	0	0	0	1.0
<b>Totals</b>		<b>0</b>	<b>36:41</b>	<b>3-8</b>	<b>.375</b>	<b>0-1</b>	<b>.000</b>	<b>2-4</b>	<b>.500</b>	<b>4</b>	<b>1</b>	<b>5</b>	<b>0.6</b>	<b>3</b>	<b>0</b>	<b>1</b>	<b>0</b>	<b>1</b>	<b>8</b>	<b>1.0</b>

## Player Averages

Games Played	Minutes/game	Points/game	FG Pct	3FG Pct	FT Pct	Rebounds/game	Assists/game	Turnovers/game	Assist/Turnover ratio	Steals/game	Blocks/game
8	4.6	1.0	37.5	0.0	50.0	0.6	0.0	0.1	0.0	0.1	0.0

## CAREER NUMBERS

				Field Goals		3-Point		F-Throws		Rebounds										Scoring	
SEASON	TEAM	GP-GS	MIN/AVG	FG-FGA	FG%	3FG-3FGA	3FG%	FT-FTA	FT%	OFF	DEF	TOT	AVG	PF-FO	A	TO	BLK	STL	PTS	AVG	
2022-23	Illini	8-0	37/4.6	3-8	.375	0-1	.000	2-4	.500	4	1	5	0.6	3-0	0	1	0	1	8	1.0	
TOTAL		8-0	37/4.6	3-8	.375	0-1	.000	2-4	.500	4	1	5	0.6	3-0	0	1	0	1	8	1.0	





# GENESIS BRYANT

JONESBORO, GA. | LOVEJOY HS | NC STATE

1

Jr.  
Guard  
5-6

## SEASON & CAREER HIGHS

SEASON			CAREER		
NUM.	OPPONENT/DATE	STAT	OPPONENT/DATE	NUM.	
24	Iowa (1/1/23)	POINTS	Iowa (1/1/23)	24	
10	Florida Atlantic (12/21/22)	REBOUNDS	Florida Atlantic (12/21/22)	10	
12	Florida Atlantic (12/21/22)	ASSISTS	Florida Atlantic (12/21/22)	12	
1	2x, MR at Ohio State (1/8/23)	BLOCKS	Coastal Carolina (12/6/20)	2	
3	2x, MR Purdue (1/26/23)	STEALS	Coastal Carolina (12/6/20)	5	
40	at Missouri (12/18/22)	MINUTES	-	-	
8	3x, MR at Ohio State (1/8/23)	FG MADE	3x, MR at Ohio State (1/8/23)	8	
5	Florida Atlantic (12/21/22)	3PPG MADE	Florida Atlantic (12/21/22)	5	

## QUICK HITS

- » Born June 17, 2002
- » Major: Communication
- » B1G Co-PotW on 12/27/22, 1/2/23
- » ESPN PotW on 1/2/23
- » NCAA Weekly Starting Five 1/4/23
- » Triple double on 12/21/22
- » Illinois debut: 11-9-22 vs. LIU
- » Career-high 13 points, 23 minutes
- » 3 seasons of eligibility remaining
- » Played freshman & sophomore seasons at NC State
- » Made Wolfpack debut on Nov. 25, 2020 vs. North Florida. Dished out four assists in just 14 minutes
- » Four-star recruit
- » Two-time Regional Champion (2018, 2019) and 2019 First Team All-Region honoree
- » 2018 GHSA 6A Player of the Year and Regional Player of the Year after helping lead Lovejoy to the state title that season

## GAME-BY-GAME STATS

Opponent	Date	GS	MIN	Total		3-Pointers		Free throws		Rebounds			PF	A	TO	BLK	STL	PTS	AVG	
				FG-FGA	PCT	3FG-3FGA	PCT	FT-FTA	PCT	OFF	DEF	TOT								AVG
LIU	11/09/2022		23:35	5-7	.714	3-5	.600	0-0	.000	0	3	3	3.0	1	3	2	0	1	13	13.0
Alcorn	11/13/2022		20:36	2-4	.500	2-4	.500	9-9	1.000	0	3	3	3.0	3	3	2	0	0	15	14.0
McNeese	11/16/2022		16:03	3-8	.375	3-6	.500	2-2	1.000	0	1	1	2.3	3	2	2	0	1	11	13.0
Evansville	11/19/2022		26:28	7-12	.583	1-4	.250	4-4	1.000	1	7	8	3.8	1	3	4	0	1	19	14.5
Oakland	11/21/2022		25:09	3-10	.300	0-3	.000	3-4	.750	1	5	6	4.2	3	6	2	0	1	9	13.4
vs Charlotte	11/25/2022		26:23	4-8	.500	1-2	.500	0-0	.000	2	3	5	4.3	1	4	7	0	3	9	12.7
vs Delaware	11/26/2022		25:26	4-14	.286	3-6	.500	7-7	1.000	2	1	3	4.1	4	2	0	0	0	18	13.4
at Pittsburgh	11/30/2022		20:10	5-8	.625	4-5	.800	3-3	1.000	0	1	1	3.8	1	4	3	0	0	17	13.9
at Indiana	12/04/2022		28:58	2-10	.200	2-6	.333	0-0	.000	0	2	2	3.6	4	1	1	0	1	6	13.0
Rutgers	12/07/2022		22:13	3-4	.750	1-2	.500	7-7	1.000	0	2	2	3.4	3	2	4	0	2	14	13.1
at Butler	12/11/2022		21:08	2-5	.400	2-2	1.000	0-0	.000	0	0	0	3.1	0	1	1	0	0	6	12.5
at Missouri	12/18/2022	*	40:00	7-13	.538	3-7	.429	3-4	.750	1	5	6	3.3	3	5	6	0	2	20	13.1
Fla. Atlantic	12/21/2022	*	34:48	8-14	.571	5-8	.625	1-2	.500	3	7	10	3.8	2	12	3	0	1	22	13.8
at Wisconsin	12/29/2022	*	36:23	5-9	.556	2-4	.500	2-2	1.000	0	3	3	3.8	2	4	1	1	0	14	13.8
Iowa	01/01/2023	*	25:33	8-10	.800	3-3	1.000	5-5	1.000	1	3	4	3.8	2	3	4	0	1	24	14.5
Northwestern	01/05/2023	*	37:07	3-12	.250	3-9	.333	7-8	.875	1	2	3	3.8	4	5	3	0	1	16	14.6
at Ohio St.	01/08/2023	*	38:51	8-15	.533	4-9	.444	0-0	.000	0	3	3	3.7	0	5	6	1	1	20	14.9
at Minnesota	01/15/2023	*	38:36	7-15	.467	2-6	.333	2-2	1.000	0	2	2	3.6	2	5	2	0	2	18	15.1
Indiana	01/18/2023	*	29:40	7-15	.467	3-5	.600	1-2	.500	0	1	1	3.5	5	2	3	0	0	18	15.2
at Northwestern	01/22/2023	*	35:34	7-14	.500	1-5	.200	3-7	.429	0	0	0	3.3	1	3	1	0	1	18	15.4
Purdue	01/26/2023	*	36:12	4-13	.308	1-7	.143	2-2	1.000	2	3	5	3.4	4	5	1	0	3	11	15.1
Totals		10	608:53	104-220	.473	49-108	.454	61-70	.871	14	57	71	3.4	49	80	58	2	22	318	15.1

## Player Averages

Games Played	Minutes/game	Points/game	FG Pct	3FG Pct	FT Pct	Rebounds/game	Assists/game	Turnovers/game	Assist/Turnover ratio	Steals/game	Blocks/game
21	29.0	15.1	47.3	45.4	87.1	3.4	3.8	2.8	1.4	1.0	0.1

## CAREER NUMBERS

				Field Goals		3-Point		F-Throws		Rebounds				Scoring						
SEASON	TEAM	GP-GS	MIN/AVG	FG-FGA	FG%	3FG-3FGA	3FG%	FT-FTA	FT%	OFF	DEF	TOT	AVG	PF-FO	A	TO	BLK	STL	PTS	AVG
2020-21	NCSU	14-0	151/10.8	14-35	.400	4-16	.250	6-8	.750	2	20	22	1.6	15-0	21	18	2	10	38	2.7
2021-22	NCSU	20-0	108/5.4	15-30	.500	3-11	.273	8-9	.889	3	12	15	0.8	14-0	10	7	0	3	41	2.1
2022-23	Illini	21-10	609/29.0	104-220	.473	49-108	.454	61-70	.871	14	57	71	3.4	49-1	80	58	2	22	318	15.1
<b>TOTAL FOR Illini</b>		<b>21-10</b>	<b>609/29.0</b>	<b>104-220</b>	<b>.473</b>	<b>49-108</b>	<b>.454</b>	<b>61-70</b>	<b>.871</b>	<b>14</b>	<b>57</b>	<b>71</b>	<b>3.4</b>	<b>49-1</b>	<b>80</b>	<b>58</b>	<b>2</b>	<b>22</b>	<b>318</b>	<b>15.1</b>
<b>TOTAL</b>		<b>55-10</b>	<b>868/15.8</b>	<b>133-285</b>	<b>.467</b>	<b>56-135</b>	<b>.415</b>	<b>75-87</b>	<b>.862</b>	<b>19</b>	<b>89</b>	<b>108</b>	<b>2.0</b>	<b>78-1</b>	<b>111</b>	<b>83</b>	<b>4</b>	<b>35</b>	<b>397</b>	<b>7.2</b>





# MAKIRA COOK

CINCINNATI, OHIO | MT. NOTRE DAME HS | DAYTON

3

Jr.  
Guard  
5-6

## SEASON & CAREER HIGHS

SEASON			CAREER		
NUM.	OPPONENT/DATE	STAT	OPPONENT/DATE	NUM.	
33	at Indiana (12/4/22)	POINTS	at Indiana (12/4/22)	33	
9	Alcorn St. (11/13/22)	REBOUNDS	Duquesne (2/2/22)	10	
10	Delaware (11/26/22)	ASSISTS	Delaware (11/26/22)	10	
1	2x, MR at Pitt (11/30/22)	BLOCKS	5x, MR at Pitt (11/30/22)	1	
5	at Wisconsin (12/29/22)	STEALS	at Wisconsin (12/29/22)	5	
40	2x, MR at Ohio State (1/8/23)	MINUTES	-	-	
12	at Indiana (12/4/22)	FG MADE	George Mason (2/5/22)	13	
4	3x, MR Northwestern (1/5/23)	3PTFG MADE	3x, MR Northwestern (1/5/23)	4	

## QUICK HITS

- » Born Nov. 30, 2001
- » Parents are Glynett Cunningham & William Cook
- » Major: Community Health
- » Illinois debut: 11-9-22 vs. LIU
- » 14 pts, 4 rebs, 25 minutes
- » 3 seasons of eligibility remaining
- » Played freshman and sophomore seasons at Dayton under Shauna Green
- » 2021-22 A10 Most Improved Player
- » 2021-22 A10 2nd Team All-Conference
- » 2022 A10 All-Tournament Team
- » First career double-double with 11 pts, 10 rebs vs Duquesne (2/2/22)
- » Scored first points in a Flyer uniform with 5 points and 6 rebounds in her first start (Akron, 12/6/20)
- » Collegiate debut at Morehead St. with two rebounds and two assists (11/25/20)
- » Named A-10 Rookie of the Week on Jan. 4, 2021
- » 4-year H.S. varsity letterwinner
- » Led HS team to 2 state championships & 3 conference championships

## GAME-BY-GAME STATS

Opponent	Date	GS	MIN	Total		3-Pointers		Free throws		Rebounds				PF	A	TO	BLK	STL	PTS	AVG	
				FG-FGA	PCT	3FG-3FGA	PCT	FT-FTA	PCT	OFF	DEF	TOT	AVG								
LIU	11/09/2022	*	25:32	6-9	.667	2-3	.667	0-0	.000	1	3	4	4.0	1	1	1	0	2	14	14.0	
Alcorn	11/13/2022	*	29:31	8-13	.615	4-5	.800	1-2	.500	1	8	9	6.5	0	5	4	1	2	21	17.5	
McNeese	11/16/2022	*	14:54	3-4	.750	2-2	1.000	2-2	1.000	0	2	2	5.0	2	3	1	0	1	10	15.0	
Evansville	11/19/2022	*	24:45	8-13	.615	1-2	.500	0-1	.000	0	2	2	4.3	2	5	1	0	1	17	15.5	
Oakland	11/21/2022	*	25:52	7-12	.583	1-4	.250	3-3	1.000	0	3	3	4.0	0	2	0	0	1	18	16.0	
vs Charlotte	11/25/2022	*	25:36	2-8	.250	0-1	.000	0-0	.000	0	1	1	3.5	4	4	1	0	0	4	14.0	
vs Delaware	11/26/2022	*	40:00	5-18	.278	1-5	.200	5-6	.833	1	5	6	3.9	4	10	2	0	0	16	14.3	
at Pittsburgh	11/30/2022	*	31:05	9-15	.600	2-4	.500	2-2	1.000	0	5	5	4.0	1	9	2	1	1	22	15.3	
at Indiana	12/04/2022	*	38:31	12-25	.480	3-4	.750	6-6	1.000	0	5	5	4.1	3	0	4	0	0	33	17.2	
Rutgers	12/07/2022	*	32:15	8-17	.471	4-8	.500	0-0	.000	0	2	2	3.9	2	5	1	0	1	20	17.5	
at Butler	12/11/2022	*	37:32	10-21	.476	0-5	.000	2-5	.400	1	3	4	3.9	3	3	4	0	1	22	17.9	
at Wisconsin	12/29/2022	*	34:17	6-16	.375	2-4	.500	6-6	1.000	0	4	4	3.9	2	2	5	0	5	20	18.1	
Iowa	01/01/2023	*	37:23	7-23	.304	1-7	.143	5-5	1.000	1	3	4	3.9	3	3	2	0	0	20	18.2	
Northwestern	01/05/2023	*	39:31	8-19	.421	4-7	.571	3-4	.750	1	5	6	4.1	3	4	3	0	2	23	18.6	
at Ohio St.	01/08/2023	*	40:00	6-15	.400	0-4	.000	0-0	.000	0	3	3	4.0	3	8	4	0	1	12	18.1	
at Minnesota	01/15/2023	*	37:00	6-19	.316	2-6	.333	6-6	1.000	0	2	2	3.9	1	4	2	0	1	20	18.3	
Indiana	01/18/2023	*	37:17	5-18	.278	0-5	.000	4-4	1.000	0	4	4	3.9	1	8	2	0	1	14	18.0	
at Northwestern	01/22/2023	*	36:03	5-14	.357	1-3	.333	3-4	.750	0	1	1	3.7	4	3	3	0	0	14	17.8	
Purdue	01/26/2023	*	38:23	8-24	.333	1-8	.125	2-2	1.000	0	5	5	3.8	1	0	2	0	2	19	17.8	
Totals			19	625:27	129-303	.426	31-87	.356	50-58	.862	6	66	72	3.8	40	79	44	2	22	339	17.8

## Player Averages

Games Played	Minutes/game	Points/game	FG Pct	3FG Pct	FT Pct	Rebounds/game	Assists/game	Turnovers/game	Assist/Turnover ratio	Steals/game	Blocks/game
19	32.9	17.8	42.6	35.6	86.2	3.8	4.2	2.3	1.8	1.2	0.1

## CAREER NUMBERS

				Field Goals		3-Point		F-Throws		Rebounds				Scoring						
SEASON	TEAM	GP-GS	MIN/AVG	FG-FGA	FG%	3FG-3FGA	3FG%	FT-FTA	FT%	OFF	DEF	TOT	AVG	PF-FO	A	TO	BLK	STL	PTS	AVG
2020-21	UD	18-1	315/17.5	45-118	.381	9-34	.265	13-22	.591	10	34	44	2.4	29-0	29	16	1	7	112	6.2
2021-22	UD	31-25	966/31.2	177-438	.404	38-100	.380	67-88	.761	23	96	119	3.8	58-1	90	55	2	36	459	14.8
2022-23	Illini	19-19	625/32.9	129-303	.426	31-87	.356	50-58	.862	6	66	72	3.8	40-0	79	44	2	22	339	17.8
<b>TOTAL FOR Illini</b>		<b>19-19</b>	<b>625/32.9</b>	<b>129-303</b>	<b>.426</b>	<b>31-87</b>	<b>.356</b>	<b>50-58</b>	<b>.862</b>	<b>6</b>	<b>66</b>	<b>72</b>	<b>3.8</b>	<b>40-0</b>	<b>79</b>	<b>44</b>	<b>2</b>	<b>22</b>	<b>339</b>	<b>17.8</b>
<b>TOTAL</b>		<b>68-45</b>	<b>1907/28.0</b>	<b>351-859</b>	<b>.409</b>	<b>78-221</b>	<b>.353</b>	<b>130-168</b>	<b>.774</b>	<b>39</b>	<b>196</b>	<b>235</b>	<b>3.5</b>	<b>127-1</b>	<b>198</b>	<b>115</b>	<b>5</b>	<b>65</b>	<b>910</b>	<b>13.4</b>





# KAM'REN RHODES

CHANDLER, ARIZ. | AZ COMPASS PREP

# 4

Fr.  
Guard  
5-6

## SEASON & CAREER HIGHS

SEASON			CAREER		
NUM.	OPPONENT/DATE	STAT	OPPONENT/DATE	NUM.	
5	McNeese (11/16/22)	POINTS	same		
2	McNeese (11/16/22)	REBOUNDS	same		
1	2x, MR Evansville (11/19/22)	ASSISTS	same		
-	-	BLOCKS	-		
1	Evansville (11/19/22)	STEALS	same		
15	McNeese (11/16/22)	MINUTES	same		
1	5x, MR Florida Atlantic (12/21/22)	FG MADE	same		
1	4x, MR Florida Atlantic (12/21/22)	3PTG MADE	same		

## QUICK HITS

- » Born Sept. 6, 2004
- » Major: Recreation, Sport & Tourism
- » Illinois debut: 11-13-22 vs. Alcorn St.
- » 5 mins, 2 points, 1 rebound
- » 4 seasons of eligibility remaining
- » Originally committed to Coach Green at Dayton
- » Played two HS seasons at Tucson Sabino
- » Played two HS seasons at AZ Compass Prep
- » Played for her father at both Sabino H.S. and AZ Compass Prep

## GAME-BY-GAME STATS

Opponent	Date	GS	MIN	Total		3-Pointers		Free throws		Rebounds				PF	A	TO	BLK	STL	PTS	AVG
				FG-FGA	PCT	3FG-3FGA	PCT	FT-FTA	PCT	OFF	DEF	TOT	AVG							
Alcorn	11/13/2022		05:41	1-2	.500	0-0	.000	0-0	.000	0	1	1	1.0	0	0	0	0	0	2	2.0
McNeese	11/16/2022		15:11	1-4	.250	1-4	.250	2-2	1.000	0	2	2	1.5	3	1	2	0	0	5	3.5
Evansville	11/19/2022		08:36	0-1	.000	0-1	.000	0-0	.000	0	1	1	1.3	1	1	2	0	1	0	2.3
Oakland	11/21/2022		03:15	1-1	1.000	1-1	1.000	1-2	.500	0	0	0	1.0	0	0	0	0	0	4	2.8
vs Charlotte	11/25/2022		03:58	1-2	.500	1-1	1.000	0-0	.000	0	0	0	0.8	0	0	1	0	0	3	2.8
at Pittsburgh	11/30/2022		03:33	0-1	.000	0-0	.000	0-0	.000	0	0	0	0.7	0	0	1	0	0	0	2.3
Fla. Atlantic	12/21/2022		13:56	1-4	.250	1-1	1.000	0-0	.000	0	1	1	0.7	0	0	2	0	0	3	2.4
Purdue	01/26/2023		03:41	0-0	.000	0-0	.000	0-0	.000	0	0	0	0.6	0	0	0	0	0	0	2.1
<b>Totals</b>		<b>0</b>	<b>57:52</b>	<b>5-15</b>	<b>.333</b>	<b>4-8</b>	<b>.500</b>	<b>3-4</b>	<b>.750</b>	<b>0</b>	<b>5</b>	<b>5</b>	<b>0.6</b>	<b>4</b>	<b>2</b>	<b>8</b>	<b>0</b>	<b>1</b>	<b>17</b>	<b>2.1</b>

## Player Averages

Games Played	Minutes/game	Points/game	FG Pct	3FG Pct	FT Pct	Rebounds/game	Assists/game	Turnovers/game	Assist/Turnover ratio	Steals/game	Blocks/game
8	7.2	2.1	33.3	50.0	75.0	0.6	0.3	1.0	0.3	0.1	0.0

## CAREER NUMBERS

				Field Goals		3-Point		F-Throws		Rebounds				Scoring						
SEASON	TEAM	GP-GS	MIN/AVG	FG-FGA	FG%	3FG-3FGA	3FG%	FT-FTA	FT%	OFF	DEF	TOT	AVG	PF-FO	A	TO	BLK	STL	PTS	AVG
2022-23	Illini	8-0	58/7.2	5-15	.333	4-8	.500	3-4	.750	0	5	5	0.6	4-0	2	8	0	1	17	2.1
<b>TOTAL</b>		<b>8-0</b>	<b>58/7.2</b>	<b>5-15</b>	<b>.333</b>	<b>4-8</b>	<b>.500</b>	<b>3-4</b>	<b>.750</b>	<b>0</b>	<b>5</b>	<b>5</b>	<b>0.6</b>	<b>4-0</b>	<b>2</b>	<b>8</b>	<b>0</b>	<b>1</b>	<b>17</b>	<b>2.1</b>





# JADA PEEBLES

RALEIGH, N.C. | WAKEFIELD HS

# 11

**Sr.**  
**Guard**  
**5-10**

## SEASON & CAREER HIGHS

SEASON			CAREER		
NUM.	OPPONENT/DATE	STAT	OPPONENT/DATE	NUM.	
20	at Pitt (11/30/22)	POINTS	at Minnesota (2/10/21)	21	
3	4x, MR at Minnesota (1/15/23)	REBOUNDS	Austin Peay (11/13/19)	5	
4	McNeese (11/16/22)	ASSISTS	Eastern Kentucky (12/5/21)	6	
1	5x, MR at Butler (12/11/22)	BLOCKS	Omaha (12/6/20)	2	
2	2x, MR McNeese (11/16/22)	STEALS	vs. Middle Tennessee (11/27/21)	5	
40	at Missouri (12/18/22)	MINUTES	-	-	
7	at Pitt (11/30/22)	FG MADE	6x, MR at Pitt (11/30/22)	7	
6	at Pitt (11/30/22)	3PFG MADE	at Pitt (11/30/22)	6	

## QUICK HITS

- » Born October 27, 2000
- » Parents are Danny & Monique
- » 3 siblings, Dylan, Mia and DJ
- » Major: Kinesiology
- » Illinois debut: Chicago State (11/5/19)
- » 22 mins, 4 ast, 3 pts, 1 steal
- » 2 seasons of eligibility remaining
- » Longest tenured Illini player on roster
- » One of three Illini to play at start in all 23 games in 2020-21
- » Played in all 27 games with 22 starts in 2021-22
- » As a sophomore, Led the team in scoring at 11.6 ppg, reaching double-figures in 16 games including 14 of 18 Big Ten regular-season contests

## GAME-BY-GAME STATS

Opponent	Date	GS	MIN	Total		3-Pointers		Free throws		Rebounds				PF	A	TO	BLK	STL	PTS	AVG
				FG-FGA	PCT	3FG-3FGA	PCT	FT-FTA	PCT	OFF	DEF	TOT	AVG							
LIU	11/09/2022		25:54	1-11	.091	0-6	.000	0-0	.000	0	1	1	1.0	1	3	0	1	2	2	2.0
Alcorn	11/13/2022		22:53	5-8	.625	4-5	.800	0-0	.000	2	1	3	2.0	1	0	0	1	1	14	8.0
McNeese	11/16/2022		18:31	3-5	.600	1-2	.500	0-0	.000	0	2	2	2.0	0	4	1	0	2	7	7.7
Evansville	11/19/2022		22:39	5-9	.556	4-4	1.000	0-0	.000	1	1	2	2.0	1	0	2	0	0	14	9.3
Oakland	11/21/2022		28:33	4-8	.500	4-7	.571	0-0	.000	0	1	1	1.8	1	1	1	1	0	12	9.8
vs Charlotte	11/25/2022		27:55	2-7	.286	1-3	.333	0-0	.000	1	1	2	1.8	0	0	0	0	1	5	9.0
vs Delaware	11/26/2022		30:20	4-6	.667	2-3	.667	1-2	.500	1	1	2	1.9	0	0	2	0	0	11	9.3
at Pittsburgh	11/30/2022		24:53	7-8	.875	6-7	.857	0-0	.000	0	0	0	1.6	1	2	1	0	0	20	10.6
at Indiana	12/04/2022		33:23	1-4	.250	1-1	1.000	0-0	.000	1	2	3	1.8	1	0	1	1	1	3	9.8
Rutgers	12/07/2022		22:46	1-6	.167	1-5	.200	0-0	.000	0	2	2	1.8	2	0	0	0	0	3	9.1
at Butler	12/11/2022		26:58	2-3	.667	1-2	.500	0-0	.000	1	2	3	1.9	1	1	0	1	1	5	8.7
at Missouri	12/18/2022	*	40:00	2-7	.286	1-5	.200	0-0	.000	1	1	2	1.9	3	2	3	0	0	5	8.4
Fla. Atlantic	12/21/2022	*	24:29	4-7	.571	3-5	.600	0-0	.000	0	0	0	1.8	0	2	3	0	0	11	8.6
at Wisconsin	12/29/2022		23:52	2-6	.333	1-3	.333	0-0	.000	1	1	2	1.8	1	0	2	0	1	5	8.4
Iowa	01/01/2023		23:39	3-4	.750	2-3	.667	0-0	.000	1	0	1	1.7	0	1	1	0	1	8	8.3
Northwestern	01/05/2023		13:10	0-2	.000	0-1	.000	0-2	.000	0	0	0	1.6	3	0	0	0	0	0	7.8
at Ohio St.	01/08/2023		09:45	0-2	.000	0-1	.000	0-0	.000	0	0	0	1.5	2	0	0	0	0	0	7.4
at Minnesota	01/15/2023		13:05	1-3	.333	1-2	.500	0-0	.000	1	2	3	1.6	0	1	1	0	0	3	7.1
Indiana	01/18/2023		25:49	0-2	.000	0-1	.000	0-0	.000	1	0	1	1.6	0	0	0	0	1	0	6.7
at Northwestern	01/22/2023		27:57	3-3	1.000	2-2	1.000	1-2	.500	1	1	2	1.6	2	0	1	0	1	9	6.9
Purdue	01/26/2023		24:17	1-5	.200	1-4	.250	2-2	1.000	2	0	2	1.6	2	0	1	0	0	5	6.8
<b>Totals</b>		<b>2</b>	<b>510:45</b>	<b>51-116</b>	<b>.440</b>	<b>36-72</b>	<b>.500</b>	<b>4-8</b>	<b>.500</b>	<b>15</b>	<b>19</b>	<b>34</b>	<b>1.6</b>	<b>22</b>	<b>17</b>	<b>20</b>	<b>5</b>	<b>12</b>	<b>142</b>	<b>6.8</b>

## Player Averages

Games Played	Minutes/game	Points/game	FG Pct	3FG Pct	FT Pct	Rebounds/game	Assists/game	Turnovers/game	Assist/Turnover ratio	Steals/game	Blocks/game
21	24.3	6.8	44.0	50.0	50.0	1.6	0.8	1.0	0.9	0.6	0.2

## CAREER NUMBERS

				Field Goals		3-Point		F-Throws		Rebounds									Scoring	
SEASON	TEAM	GP-GS	MIN/AVG	FG-FGA	FG%	3FG-3FGA	3FG%	FT-FTA	FT%	OFF	DEF	TOT	AVG	PF-FO	A	TO	BLK	STL	PTS	AVG
2019-20	Illini	27-11	539/20.0	52-145	.359	13-37	.351	29-43	.674	4	23	27	1.0	19-0	34	28	2	31	146	5.4
2020-21	Illini	23-23	814/35.4	101-277	.365	34-110	.309	30-38	.789	6	42	48	2.1	28-0	46	48	7	26	266	11.6
2021-22	Illini	27-22	731/27.1	67-193	.347	31-83	.373	24-34	.706	3	38	41	1.5	26-0	49	46	5	19	189	7.0
2022-23	Illini	21-2	511/24.3	51-116	.440	36-72	.500	4-8	.500	15	19	34	1.6	22-0	17	20	5	12	142	6.8
TOTAL		98-58	2595/26.5	271-731	.371	114-302	.377	87-123	.707	28	122	150	1.5	95-0	146	142	19	88	743	7.6





# JAYLA ODEN

BALTIMORE, MD. | MCDONOGH HS

# 12

**So.**  
**Guard**  
**5-9**

## SEASON & CAREER HIGHS

SEASON			CAREER		
NUM.	OPPONENT/DATE	STAT	OPPONENT/DATE	NUM.	
14	Florida Atlantic (12/21/22)	POINTS	at Iowa (1/23/22)	16	
5	2x, MR vs. Charlotte (11/25/22)	REBOUNDS	Purdue (1/20/22)	6	
5	LIU (11/9/22)	ASSISTS	vs. Nebraska (3/3/22)	7	
1	Iowa (1/1/23)	BLOCKS	2x, MR Iowa (1/1/23)	1	
2	2x, MR at Missouri (12/18/22)	STEALS	Northwestern (2/20/22)	4	
27	McNeese (11/16/22)	MINUTES	-	-	
6	Oakland (11/21/22)	FG MADE	2x, MR Oakland (11/21/22)	6	
2	Florida Atlantic (12/21/22)	3PG MADE	Miami (OH) (11/14/21)	3	

## QUICK HITS

- » Born Sept. 23, 2002
- » Parents are Steven and Rosa
- » One older sister, Charmaine
- » Major: Kinesiology
- » Illinois debut: vs. NC Central (11-9-21)
- » 26 mins, 9 pts, 5 asts, 2 rebs, 2 stls
- » 3 seasons of eligibility remaining
- » Led the 2021-22 squad with 55 assists
- » HS letters in basketball (3) & track (1)
- » Three-star recruit by ESPN

## GAME-BY-GAME STATS

Opponent	Date	GS	MIN	Total		3-Pointers		Free throws		Rebounds				PF	A	TO	BLK	STL	PTS	AVG
				FG-FGA	PCT	3FG-3FGA	PCT	FT-FTA	PCT	OFF	DEF	TOT	AVG							
LIU	11/09/2022	*	21:19	1-7	.143	0-4	.000	0-0	.000	0	1	1	1.0	1	5	3	0	2	2	2.0
Alcorn	11/13/2022	*	21:09	2-6	.333	0-1	.000	3-5	.600	0	0	0	0.5	5	1	1	0	1	7	4.5
McNeese	11/16/2022	*	27:43	2-6	.333	0-0	.000	6-6	1.000	0	4	4	1.7	2	3	0	0	0	10	6.3
Evansville	11/19/2022	*	21:36	4-9	.444	0-1	.000	4-6	.667	2	3	5	2.5	1	1	3	0	1	12	7.8
Oakland	11/21/2022	*	21:52	6-11	.545	0-1	.000	1-2	.500	1	1	2	2.4	3	1	1	0	0	13	8.8
vs Charlotte	11/25/2022	*	25:36	4-8	.500	0-1	.000	0-0	.000	1	4	5	2.8	3	3	1	0	0	8	8.7
vs Delaware	11/26/2022	*	15:42	0-2	.000	0-1	.000	0-0	.000	0	2	2	2.7	1	1	0	0	1	0	7.4
at Pittsburgh	11/30/2022	*	18:37	1-4	.250	0-1	.000	0-0	.000	0	0	0	2.4	2	0	2	0	0	2	6.8
at Indiana	12/04/2022	*	14:48	1-3	.333	0-2	.000	0-1	.000	0	1	1	2.2	3	0	2	0	0	2	6.2
Rutgers	12/07/2022	*	20:35	1-4	.250	1-3	.333	0-0	.000	1	1	2	2.2	0	1	0	0	1	3	5.9
at Butler	12/11/2022	*	13:51	1-2	.500	0-1	.000	0-0	.000	0	0	0	2.0	0	1	0	0	0	2	5.5
at Missouri	12/18/2022		15:24	2-4	.500	0-0	.000	0-0	.000	0	2	2	2.0	4	0	3	0	2	4	5.4
Fla. Atlantic	12/21/2022		22:10	5-11	.455	2-5	.400	2-2	1.000	1	3	4	2.2	2	2	2	0	0	14	6.1
at Wisconsin	12/29/2022		13:19	1-4	.250	1-3	.333	0-0	.000	0	1	1	2.1	2	1	2	0	0	3	5.9
Iowa	01/01/2023		15:16	1-4	.250	0-3	.000	0-0	.000	0	0	0	1.9	1	0	2	1	0	2	5.6
Northwestern	01/05/2023		07:43	1-1	1.000	1-1	1.000	0-0	.000	0	0	0	1.8	1	0	0	0	0	3	5.4
at Ohio St.	01/08/2023		19:06	3-8	.375	0-2	.000	1-1	1.000	1	1	2	1.8	2	2	0	0	0	7	5.5
at Minnesota	01/15/2023		01:21	0-0	.000	0-0	.000	0-0	.000	0	0	0	1.7	0	0	0	0	0	0	5.2
Indiana	01/18/2023		08:04	0-0	.000	0-0	.000	0-0	.000	0	0	0	1.6	0	0	0	0	0	0	4.9
at Northwestern	01/22/2023		07:42	0-1	.000	0-0	.000	0-0	.000	0	0	0	1.6	0	0	1	0	1	0	4.7
Purdue	01/26/2023		03:51	0-1	.000	0-1	.000	0-0	.000	0	0	0	1.5	2	0	0	0	1	0	4.5
<b>Totals</b>		<b>11</b>	<b>336:46</b>	<b>36-96</b>	<b>.375</b>	<b>5-31</b>	<b>.161</b>	<b>17-23</b>	<b>.739</b>	<b>7</b>	<b>24</b>	<b>31</b>	<b>1.5</b>	<b>35</b>	<b>22</b>	<b>23</b>	<b>1</b>	<b>10</b>	<b>94</b>	<b>4.5</b>

## Player Averages

Games Played	Minutes/game	Points/game	FG Pct	3FG Pct	FT Pct	Rebounds/game	Assists/game	Turnovers/game	Assist/Turnover ratio	Steals/game	Blocks/game
21	16.0	4.5	37.5	16.1	73.9	1.5	1.0	1.1	1.0	0.5	0.0

## CAREER NUMBERS

				Field Goals		3-Point		F-Throws		Rebounds				Scoring						
SEASON	TEAM	GP-GS	MIN/AVG	FG-FGA	FG%	3FG-3FGA	3FG%	FT-FTA	FT%	OFF	DEF	TOT	AVG	PF-FO	A	TO	BLK	STL	PTS	AVG
2021-22	Illini	23-5	435/18.9	40-119	.336	11-31	.355	46-60	.767	10	42	52	2.3	43-0	55	46	2	24	137	6.0
2022-23	Illini	21-11	337/16.0	36-96	.375	5-31	.161	17-23	.739	7	24	31	1.5	35-1	22	23	1	10	94	4.5
<b>TOTAL</b>		<b>44-16</b>	<b>771/17.5</b>	<b>76-215</b>	<b>.353</b>	<b>16-62</b>	<b>.258</b>	<b>63-83</b>	<b>.759</b>	<b>17</b>	<b>66</b>	<b>83</b>	<b>1.9</b>	<b>78-1</b>	<b>77</b>	<b>69</b>	<b>3</b>	<b>34</b>	<b>231</b>	<b>5.3</b>





# LIISA TAPONEN

TAMPERE, FINLAND | MÄKELÄNRINTEEN UPPER SECONDARY

# 13

Fr.  
Center  
6-5

## SEASON & CAREER HIGHS

SEASON			CAREER		
NUM.	OPPONENT/DATE	STAT	OPPONENT/DATE	NUM.	
2	McNeese (11/16/22)	POINTS	same		
1	3x, MR Charlotte (11/25/22)	REBOUNDS	same		
1	McNeese (11/16/22)	ASSISTS	same		
1	Evansville (11/19/22)	BLOCKS	same		
-	-	STEALS	-		
6	McNeese (11/16/22)	MINUTES	same		
1	McNeese (11/16/22)	FG MADE	same		
-	-	3PTG MADE	-		

## QUICK HITS

- » Born July 4, 2002
  - » Competes for Finland's U20 National Team
  - » Major: Physics
  - » One of 3 international Illini
- 
- » Illinois debut: vs. LIU (11-9-22)
  - » 1.5 minutes, no shot attempts
  - » 4 seasons of eligibility remaining
- 
- » Competed for Club HBA-Marsky Helsinki
  - » Played in the 2022 FIBA U20 Women's European Championship
  - » Helped Finland to 2019 FIBA U18 Women's European Championship (Div. B)
  - » Competed for Finland in the 2017 & 2018 U16 European Championships

## GAME-BY-GAME STATS

Opponent	Date	GS	MIN	Total		3-Pointers		Free throws		Rebounds				PF	A	TO	BLK	STL	PTS	AVG
				FG-FGA	PCT	3FG-3FGA	PCT	FT-FTA	PCT	OFF	DEF	TOT	AVG							
LIU	11/09/2022		01:27	0-0	.000	0-0	.000	0-0	.000	0	0	0	0.0	0	0	0	0	0	0	0.0
Alcorn	11/13/2022		00:51	0-0	.000	0-0	.000	0-0	.000	0	0	0	0.0	0	0	0	0	0	0	0.0
McNeese	11/16/2022		06:09	1-1	1.000	0-0	.000	0-0	.000	0	0	0	0.0	3	1	0	0	0	2	0.7
Evansville	11/19/2022		01:56	0-0	.000	0-0	.000	0-0	.000	1	0	1	0.3	0	0	1	1	0	0	0.5
Oakland	11/21/2022		01:42	0-0	.000	0-0	.000	0-0	.000	1	0	1	0.4	0	0	0	0	0	0	0.4
vs Charlotte	11/25/2022		01:09	0-0	.000	0-0	.000	0-0	.000	0	1	1	0.5	0	0	0	0	0	0	0.3
at Pittsburgh	11/30/2022		01:39	0-0	.000	0-0	.000	0-0	.000	0	0	0	0.4	0	0	0	0	0	0	0.3
<b>Totals</b>		<b>0</b>	<b>14:53</b>	<b>1-1</b>	<b>1.000</b>	<b>0-0</b>	<b>.000</b>	<b>0-0</b>	<b>.000</b>	<b>2</b>	<b>1</b>	<b>3</b>	<b>0.4</b>	<b>3</b>	<b>1</b>	<b>1</b>	<b>1</b>	<b>0</b>	<b>2</b>	<b>0.3</b>

## Player Averages

Games Played	Minutes/game	Points/game	FG Pct	3FG Pct	FT Pct	Rebounds/game	Assists/game	Turnovers/game	Assist/Turnover ratio	Steals/game	Blocks/game
7	2.1	0.3	100.0	0.0	0.0	0.4	0.1	0.1	1.0	0.0	0.1

## CAREER NUMBERS

				Field Goals		3-Point		F-Throws		Rebounds				Scoring						
SEASON	TEAM	GP-GS	MIN/AVG	FG-FGA	FG%	3FG-3FGA	3FG%	FT-FTA	FT%	OFF	DEF	TOT	AVG	PF-FO	A	TO	BLK	STL	PTS	AVG
2022-23	Illini	7-0	15/2.1	1-1	1.000	0-0	.000	0-0	.000	2	1	3	0.4	3-0	1	1	1	0	2	0.3
<b>TOTAL</b>		<b>7-0</b>	<b>15/2.1</b>	<b>1-1</b>	<b>1.000</b>	<b>0-0</b>	<b>.000</b>	<b>0-0</b>	<b>.000</b>	<b>2</b>	<b>1</b>	<b>3</b>	<b>0.4</b>	<b>3-0</b>	<b>1</b>	<b>1</b>	<b>1</b>	<b>0</b>	<b>2</b>	<b>0.3</b>





# GEOVANA LOPES

BATAGUASSU, BRAZIL | ESCOLA ESTADUAL PAULO MENDES SILVA | ODESSA COLLEGE

# 14

Grad.  
F/C  
6-3

## SEASON & CAREER HIGHS

SEASON			CAREER		
NUM.	OPPONENT/DATE	STAT	OPPONENT/DATE	NUM.	
13	McNeese (11/16/22)	POINTS	McNeese (11/16/22)	13	
10	at Minnesota (1/15/23)	REBOUNDS	at Minnesota (1/15/23)	10	
1	5x, MR at Northwestern (1/22/23)	ASSISTS	Eastern Kentucky (12/5/21)	3	
1	4x, MR at Northwestern (1/22/23)	BLOCKS	Purdue (1/20/22)	2	
2	2x, MR Charlotte (11/25/22)	STEALS	Indiana (2/9/22)	3	
22	at Minnesota (1/15/23)	MINUTES	-	-	
6	McNeese (11/16/22)	FG MADE	McNeese (11/16/22)	6	
-	-	3PFG MADE	-	-	

## QUICK HITS

- » Born Jan. 1, 1999
- » Undergrad degree: Communication
- » Grad School: Management
- » Parents are Luciano Dias Lopes & Adriana Cristina F. Lopes
- » Younger brother, Felipe
- » One of 3 international Illini

- » Illinois debut: vs. Indiana State (11-25-20)
- » 15 mins, 12 pts, 6 rebs, 2 asts, 2 stls
- » 1 season of eligibility remaining

- » Started collegiate career at Odessa College (2018-19 & 2019-20) - NJCAA
- » Helped Odessa (Texas) College to back-to-back NJCAA Tournament berths including an Elite Eight appearance in 2018-19 and an at-large bid in 2019-20 prior to the tournament's cancellation
- » Played for the Brazil National Team in five FIBA/FIBA Zones events
- » Won gold medals at both the 2014 South American U15 Championship for Women and the 2015 South American U17 Championship for Women
- » Earned silver at the 2015 FIBA Americas U16 Championship for Women
- » Took home bronze at the 2016 FIBA Americas U18 Championship for Women

## GAME-BY-GAME STATS

Opponent	Date	GS	MIN	Total		3-Pointers		Free throws		Rebounds				PF	A	TO	BLK	STL	PTS	AVG
				FG-FGA	PCT	3FG-3FGA	PCT	FT-FTA	PCT	OFF	DEF	TOT	AVG							
LIU	11/09/2022		09:50	0-2	.000	0-0	.000	0-0	.000	2	3	5	5.0	2	0	2	0	0	0	0.0
Alcorn	11/13/2022		12:25	0-2	.000	0-0	.000	0-0	.000	1	2	3	4.0	2	0	1	1	1	0	0.0
McNeese	11/16/2022		15:42	6-12	.500	0-0	.000	1-2	.500	3	2	5	4.3	2	1	1	1	2	13	4.3
Evansville	11/19/2022		10:15	0-0	.000	0-0	.000	0-0	.000	0	3	3	4.0	2	0	0	0	0	0	3.3
Oakland	11/21/2022		05:36	0-1	.000	0-0	.000	0-0	.000	0	1	1	3.4	2	0	1	0	1	0	2.6
vs Charlotte	11/25/2022		12:52	3-7	.429	0-0	.000	2-2	1.000	3	4	7	4.0	2	1	1	0	2	8	3.5
vs Delaware	11/26/2022		12:20	0-0	.000	0-0	.000	0-0	.000	1	1	2	3.7	1	1	2	0	0	0	3.0
at Pittsburgh	11/30/2022		09:01	0-1	.000	0-0	.000	0-0	.000	0	1	1	3.4	1	0	1	0	1	0	2.6
at Indiana	12/04/2022		01:47	0-0	.000	0-0	.000	0-0	.000	0	0	0	3.0	0	0	0	0	0	0	2.3
Rutgers	12/07/2022		03:40	0-1	.000	0-0	.000	0-0	.000	0	0	0	2.7	0	0	0	0	0	0	2.1
Fla. Atlantic	12/21/2022		11:27	2-2	1.000	0-0	.000	0-0	.000	2	0	2	2.6	1	0	0	1	0	4	2.3
at Wisconsin	12/29/2022		01:56	0-1	.000	0-0	.000	0-0	.000	0	1	1	2.5	0	0	0	0	0	0	2.1
Iowa	01/01/2023		09:55	0-0	.000	0-0	.000	0-0	.000	0	1	1	2.4	1	0	0	0	1	0	1.9
at Ohio St.	01/08/2023		01:41	0-0	.000	0-0	.000	0-0	.000	0	1	1	2.3	0	0	0	0	0	0	1.8
at Minnesota	01/15/2023		22:22	0-2	.000	0-0	.000	0-0	.000	2	8	10	2.8	4	1	1	0	0	0	1.7
Indiana	01/18/2023		06:27	0-0	.000	0-0	.000	0-0	.000	0	0	0	2.6	1	0	0	0	0	0	1.6
at Northwestern	01/22/2023		01:31	0-0	.000	0-0	.000	0-0	.000	0	0	0	2.5	1	1	0	1	0	0	1.5
Purdue	01/26/2023		03:10	0-0	.000	0-0	.000	0-0	.000	0	0	0	2.3	0	0	0	0	0	0	1.4
Totals		0	151:57	11-31	.355	0-0	.000	3-4	.750	14	28	42	2.3	22	5	10	4	8	25	1.4

## Player Averages

Games Played	Minutes/game	Points/game	FG Pct	3FG Pct	FT Pct	Rebounds/game	Assists/game	Turnovers/game	Assist/Turnover ratio	Steals/game	Blocks/game
18	8.4	1.4	35.5	0.0	75.0	2.3	0.3	0.6	0.5	0.4	0.2

## CAREER NUMBERS

				Field Goals		3-Point		F-Throws		Rebounds				Scoring						
SEASON	TEAM	GP-GS	MIN/AVG	FG-FGA	FG%	3FG-3FGA	3FG%	FT-FTA	FT%	OFF	DEF	TOT	AVG	PF-FO	A	TO	BLK	STL	PTS	AVG
2020-21	Illini	15-1	173/11.5	21-46	.457	0-0	.000	8-13	.615	27	20	47	3.1	24-0	12	18	2	5	50	3.3
2021-22	Illini	25-3	308/12.3	35-71	.493	0-0	.000	15-19	.789	31	47	78	3.1	32-1	14	26	15	16	85	3.4
2022-23	Illini	18-0	152/8.4	11-31	.355	0-0	.000	3-4	.750	14	28	42	2.3	22-0	5	10	4	8	25	1.4
<b>TOTAL</b>		<b>58-4</b>	<b>633/10.9</b>	<b>67-148</b>	<b>.453</b>	<b>0-0</b>	<b>.000</b>	<b>26-36</b>	<b>.722</b>	<b>72</b>	<b>95</b>	<b>167</b>	<b>2.9</b>	<b>78-1</b>	<b>31</b>	<b>54</b>	<b>21</b>	<b>29</b>	<b>160</b>	<b>2.8</b>





# AICHA NDOUR

SOMONE, SENEGAL | CUSHING ACADEMY | NW FL ST. COLLEGE

# 21

**Jr.**  
**Center**  
**6-6**

## SEASON & CAREER HIGHS

SEASON			CAREER		
NUM.	OPPONENT/DATE	STAT	OPPONENT/DATE	NUM.	
10	LIU (11/9/22)	POINTS	LIU (11/9/22)	10	
8	McNeese (11/16/22)	REBOUNDS	McNeese (11/16/22)	8	
1	2x, MR at Butler (12/11/22)	ASSISTS	LIU (11/9/22)	1	
2	2x, MR Oakland (11/21/22)	BLOCKS	2x, MR Oakland (11/21/22)	2	
1	LIU (11/9/22)	STEALS	2x, MR LIU (11/9/22)	1	
13	LIU (11/9/22)	MINUTES	-	-	
5	LIU (11/9/22)	FG MADE	LIU (11/9/22)	5	
-	-	3PFG MADE	-	-	

## QUICK HITS

- » Born Aug. 15, 2000
- » Major: Recreation, Sport & Tourism
- » One of 3 international Illini
- » Illinois debut: vs. LIU (11-9-22)
- » 13 mins, 10 pts, 7 rebs, 2 blks, 1 stl
- » 3 seasons of eligibility remaining
- » Rutgers in 2020-21
- » NW Florida St. College in 2021-22
- » Help the Raiders to a 27-3 record & 2nd round appearance as the No. 4 overall seed in the 2022 NJCAA Division I women's championships
- » Played in one game as a true freshman at Rutgers, logging two minutes and one steal in a home game against the Illini on Feb. 20, 2021
- » Participated at SEED Academy and the Women's NBA Academy of Africa
- » In 2018, participated in the first NBA Academy girls' basketball camp in Senegal
- » Following three years in the SEED Academy in Senegal, completed her high school education in the U.S. at Cushing Academy in Massachusetts while playing basketball and volleyball

## GAME-BY-GAME STATS

Opponent	Date	GS	MIN	Total		3-Pointers		Free throws		Rebounds				PF	A	TO	BLK	STL	PTS	AVG
				FG-FGA	PCT	3FG-3FGA	PCT	FT-FTA	PCT	OFF	DEF	TOT	AVG							
LIU	11/09/2022		13:05	5-10	.500	0-0	.000	0-1	.000	3	4	7	7.0	2	1	2	2	1	10	10.0
Alcorn	11/13/2022		04:52	1-3	.333	0-0	.000	2-3	.667	2	2	4	5.5	2	0	0	0	0	4	7.0
McNeese	11/16/2022		09:30	2-4	.500	0-0	.000	0-0	.000	3	5	8	6.3	2	0	1	0	0	4	6.0
Evansville	11/19/2022		07:04	2-3	.667	0-0	.000	0-0	.000	2	3	5	6.0	3	0	0	1	0	4	5.5
Oakland	11/21/2022		09:20	1-2	.500	0-0	.000	1-2	.500	2	2	4	5.6	3	0	4	2	0	3	5.0
at Butler	12/11/2022		05:40	2-3	.667	0-0	.000	0-0	.000	0	1	1	4.8	1	1	0	0	0	4	4.8
at Missouri	12/18/2022		02:07	0-0	.000	0-0	.000	0-0	.000	0	0	0	4.1	1	0	1	0	0	0	4.1
Fla. Atlantic	12/21/2022		08:12	0-1	.000	0-0	.000	0-0	.000	1	1	2	3.9	0	0	0	0	0	0	3.6
at Wisconsin	12/29/2022		02:25	0-0	.000	0-0	.000	0-0	.000	0	0	0	3.4	0	0	0	0	0	0	3.2
Iowa	01/01/2023		01:43	0-0	.000	0-0	.000	0-0	.000	0	0	0	3.1	3	0	1	0	0	0	2.9
Northwestern	01/05/2023		01:12	0-0	.000	0-0	.000	0-0	.000	0	1	1	2.9	1	0	0	0	0	0	2.6
Indiana	01/18/2023		06:16	0-1	.000	0-0	.000	0-0	.000	1	0	1	2.8	0	0	0	0	0	0	2.4
at Northwestern	01/22/2023		02:51	0-0	.000	0-0	.000	0-0	.000	0	0	0	2.5	0	0	1	0	0	0	2.2
Purdue	01/26/2023		00:30	0-0	.000	0-0	.000	0-0	.000	0	0	0	2.4	0	0	0	0	0	0	2.1
<b>Totals</b>			<b>0 74:47</b>	<b>13-27</b>	<b>.481</b>	<b>0-0</b>	<b>.000</b>	<b>3-6</b>	<b>.500</b>	<b>14</b>	<b>19</b>	<b>33</b>	<b>2.4</b>	<b>18</b>	<b>2</b>	<b>10</b>	<b>5</b>	<b>1</b>	<b>29</b>	<b>2.1</b>


## Player Averages

Games Played	Minutes/game	Points/game	FG Pct	3FG Pct	FT Pct	Rebounds/game	Assists/game	Turnovers/game	Assist/Turnover ratio	Steals/game	Blocks/game
14	5.3	2.1	48.1	0.0	50.0	2.4	0.1	0.7	0.2	0.1	0.4

## CAREER NUMBERS

				Field Goals		3-Point		F-Throws		Rebounds				Scoring						
SEASON	TEAM	GP-GS	MIN/AVG	FG-FGA	FG%	3FG-3FGA	3FG%	FT-FTA	FT%	OFF	DEF	TOT	AVG	PF-FO	A	TO	BLK	STL	PTS	AVG
2020-21	RU	1-0	2/1.8	0-1	.000	0-0	.000	0-0	.000	0	0	0	0.0	0-0	0	1	0	1	0	0.0
2022-23	Illini	14-0	75/5.3	13-27	.481	0-0	.000	3-6	.500	14	19	33	2.4	18-0	2	10	5	1	29	2.1
<b>TOTAL FOR Illini</b>		<b>14-0</b>	<b>75/5.3</b>	<b>13-27</b>	<b>.481</b>	<b>0-0</b>	<b>.000</b>	<b>3-6</b>	<b>.500</b>	<b>14</b>	<b>19</b>	<b>33</b>	<b>2.4</b>	<b>18-0</b>	<b>2</b>	<b>10</b>	<b>5</b>	<b>1</b>	<b>29</b>	<b>2.1</b>
<b>TOTAL</b>		<b>15-0</b>	<b>77/5.1</b>	<b>13-28</b>	<b>.464</b>	<b>0-0</b>	<b>.000</b>	<b>3-6</b>	<b>.500</b>	<b>14</b>	<b>19</b>	<b>33</b>	<b>2.2</b>	<b>18-0</b>	<b>2</b>	<b>11</b>	<b>5</b>	<b>2</b>	<b>29</b>	<b>1.9</b>





# BRYNN SHOUP-HILL

GOSHEN, IND. | GOSHEN HS | DAYTON

# 23

**So.**  
**Forward**  
**6-3**

## SEASON & CAREER HIGHS

SEASON			CAREER		
NUM.	OPPONENT/DATE	STAT	OPPONENT/DATE	NUM.	
14	2x, MR Northwestern (1/5/23)	POINTS	3x, MR Northwestern (1/5/23)	14	
9	2x, MR at Minnesota (1/15/23)	REBOUNDS	2x, MR at Minnesota (1/15/23)	9	
3	at Wisconsin (12/29/22)	ASSISTS	at Wisconsin (12/29/22)	3	
3	LIU (11/9/22)	BLOCKS	LIU (11/9)	3	
2	3x, MR vs. Purdue (1/26/23)	STEALS	3x, MR vs. Purdue (1/26/23)	2	
34	Rutgers (12/7/22)	MINUTES	-	-	
5	2x, MR at Minnesota (1/15/23)	FG MADE	2x, MR at Minnesota (1/15/23)	5	
4	2x, MR Northwestern (1/5/23)	3FG MADE	3x, MR Northwestern (1/5/23)	4	

## QUICK HITS

- » Born Aug. 24, 2003
- » Parents are Kelly and Shaun
- » 4 siblings, Makayla, Deacon, Kyra & Taryn
- » Major: History of Art
- » Illinois debut: vs. LIU (11-9-22)
- » 21 mins in start, 8 rebs, 3 blks, 1 stl
- » 3 seasons of eligibility remaining
- » Played 2021-22 at Dayton under Green
- » Helped the Flyers to the Atlantic 10 regular-season championship & NCAA Tournament berth
- » Reached double-digit points twice – including a career-high 14 points vs. Illinois State
- » Lettered in basketball, volleyball & softball in high school

## GAME-BY-GAME STATS

Opponent	Date	GS	MIN	Total		3-Pointers		Free throws		Rebounds				PF	A	TO	BLK	STL	PTS	AVG	
				FG-FGA	PCT	3FG-3FGA	PCT	FT-FTA	PCT	OFF	DEF	TOT	AVG								
LIU	11/09/2022	*	21:27	0-4	.000	0-3	.000	0-0	.000	6	2	8	8.0	0	0	0	3	1	0	0.0	
Alcorn	11/13/2022	*	22:40	2-7	.286	1-5	.200	1-1	1.000	1	3	4	6.0	2	2	0	0	1	6	3.0	
McNeese	11/16/2022	*	16:27	0-4	.000	0-1	.000	3-4	.750	1	2	3	5.0	1	1	2	0	1	3	3.0	
Evansville	11/19/2022	*	22:32	2-4	.500	1-2	.500	0-0	.000	3	4	7	5.5	1	1	3	2	1	5	3.5	
Oakland	11/21/2022	*	27:55	1-2	.500	0-1	.000	1-2	.500	3	5	8	6.0	0	1	0	1	0	3	3.4	
vs Charlotte	11/25/2022	*	17:50	4-5	.800	0-0	.000	0-0	.000	1	1	2	5.3	3	1	0	1	0	8	4.2	
vs Delaware	11/26/2022	*	19:01	3-5	.600	1-1	1.000	0-0	.000	1	5	6	5.4	2	0	3	2	0	7	4.6	
at Pittsburgh	11/30/2022	*	31:51	0-2	.000	0-2	.000	0-0	.000	2	4	6	5.5	3	1	1	0	0	0	4.0	
at Indiana	12/04/2022	*	12:17	0-1	.000	0-1	.000	0-0	.000	0	2	2	5.1	0	1	0	0	1	0	3.6	
Rutgers	12/07/2022	*	34:11	3-8	.375	1-6	.167	2-2	1.000	4	2	6	5.2	1	2	2	2	2	9	4.1	
at Butler	12/11/2022	*	29:54	1-4	.250	1-4	.250	2-2	1.000	3	6	9	5.5	3	0	3	0	0	5	4.2	
at Missouri	12/18/2022	*	30:55	4-5	.800	4-5	.800	0-0	.000	2	5	7	5.7	3	1	2	1	1	12	4.8	
Fla. Atlantic	12/21/2022	*	28:34	5-9	.556	2-5	.400	2-2	1.000	0	4	4	5.5	5	2	3	0	0	14	5.5	
at Wisconsin	12/29/2022	*	16:58	2-5	.400	1-3	.333	0-0	.000	2	1	3	5.4	4	3	2	0	0	5	5.5	
Iowa	01/01/2023	*	21:35	1-1	1.000	1-1	1.000	0-0	.000	0	3	3	5.2	4	1	1	0	0	3	5.3	
Northwestern	01/05/2023	*	24:12	4-7	.571	4-7	.571	2-2	1.000	1	5	6	5.3	4	2	2	0	0	14	5.9	
at Ohio St.	01/08/2023	*	26:40	3-5	.600	3-4	.750	1-2	.500	0	4	4	5.2	4	1	1	0	1	10	6.1	
at Minnesota	01/15/2023	*	32:41	5-9	.556	3-7	.429	0-0	.000	3	6	9	5.4	3	0	0	1	2	13	6.5	
Indiana	01/18/2023	*	27:11	3-4	.750	2-3	.667	0-0	.000	6	2	8	5.5	4	0	1	0	0	8	6.6	
at Northwestern	01/22/2023	*	22:54	1-3	.333	0-2	.000	0-0	.000	1	3	4	5.5	4	1	1	2	0	2	6.4	
Purdue	01/26/2023	*	28:22	3-6	.500	1-4	.250	3-5	.600	4	1	5	5.4	2	1	2	0	2	10	6.5	
Totals			21	516:07	47-100	.470	26-67	.388	17-22	.773	44	70	114	5.4	53	22	29	15	13	137	6.5

## Player Averages

Games Played	Minutes/game	Points/game	FG Pct	3FG Pct	FT Pct	Rebounds/game	Assists/game	Turnovers/game	Assist/Turnover ratio	Steals/game	Blocks/game
21	24.6	6.5	47.0	38.8	77.3	5.4	1.0	1.4	0.8	0.6	0.7

## CAREER NUMBERS

				Field Goals		3-Point		F-Throws		Rebounds									Scoring	
SEASON	TEAM	GP-GS	MIN/AVG	FG-FGA	FG%	3FG-3FGA	3FG%	FT-FTA	FT%	OFF	DEF	TOT	AVG	PF-FO	A	TO	BLK	STL	PTS	AVG
2021-22	UD	23-0	141/6.1	15-40	.375	9-27	.333	3-6	.500	8	22	30	1.3	14-0	7	7	6	1	42	1.8
2022-23	Illini	21-21	516/24.6	47-100	.470	26-67	.388	17-22	.773	44	70	114	5.4	53-1	22	29	15	13	137	6.5
TOTAL FOR Illini		21-21	516/24.6	47-100	.470	26-67	.388	17-22	.773	44	70	114	5.4	53-1	22	29	15	13	137	6.5
TOTAL		44-21	657/14.9	62-140	.443	35-94	.372	20-28	.714	52	92	144	3.3	67-1	29	36	21	14	179	4.1





# ADALIA MCKENZIE

BROOKLYN PARK, MINN. | PARK CENTER HS

# 24

**So.**  
**Guard**  
**5-10**

## SEASON & CAREER HIGHS

SEASON			CAREER		
NUM.	OPPONENT/DATE	STAT	OPPONENT/DATE	NUM.	
26	at Wisconsin (12/29/22)	POINTS	at Wisconsin (12/29/22)	26	
13	Rutgers (12/7/22)	REBOUNDS	Rutgers (12/7/22)	13	
5	Iowa (1/1/23)	ASSISTS	vs. Wisconsin (3/2/22)	7	
1	at Butler (12/11/22)	BLOCKS	2x, MR at Butler (12/11/22)	1	
5	Delaware (11/26/22)	STEALS	Delaware (11/26/22)	5	
39	Northwestern (1/5/23)	MINUTES	-	-	
9	3x, MR at Missouri (12/18/22)	FG MADE	4x, MR at Missouri (12/18/22)	9	
2	at Pitt (11/30/22)	3PTFG MADE	at Pitt (11/30/22)	2	

## QUICK HITS

- » Born Feb. 18, 2003
- » Parents are Robert & Tayonna
- » 4 siblings: 1 brother, 3 sisters
- » Major: Recreation, Sport & Tourism
- » Illinois debut: vs. NC Central (11-9-21)
- » Played 1 minute
- » 3 seasons of eligibility remaining
- » 2021-22 Played all 27 games, started 15
- » Ranked second on the team in scoring (9.4 ppg) & rebounding (4.1 rpg)
- » 12 double-digit scoring games as freshman
- » Scored a career-high 23 points on 9-of-15 (.600) shooting & two assists vs. Butler (12/12/21), becoming the first Illini freshman guard to score 20+ in a game since January of 2019, a span of 76 games
- » Four-star recruit
- » Four-year H.S. letterwinner
- » 2020-21 Minnesota Miss Basketball
- » Scored HS-record 2,573 career points

## GAME-BY-GAME STATS

Opponent	Date	GS	MIN	Total		3-Pointers		Free throws		Rebounds				PF	A	TO	BLK	STL	PTS	AVG
				FG-FGA	PCT	3FG-3FGA	PCT	FT-FTA	PCT	OFF	DEF	TOT	AVG							
LIU	11/09/2022	*	24:57	6-10	.600	0-0	.000	0-2	.000	4	3	7	7.0	3	3	2	0	0	12	12.0
Alcorn	11/13/2022	*	27:16	6-14	.429	1-3	.333	4-6	.667	3	3	6	6.5	0	3	2	0	2	17	14.5
McNeese	11/16/2022	*	15:46	5-9	.556	1-2	.500	1-2	.500	1	2	3	5.3	3	0	0	0	0	12	13.7
Evansville	11/19/2022	*	23:43	5-11	.455	1-2	.500	2-2	1.000	0	2	2	4.5	1	0	0	0	1	13	13.5
Oakland	11/21/2022	*	18:24	6-10	.600	0-0	.000	1-1	1.000	1	2	3	4.2	2	0	1	0	0	13	13.4
vs Charlotte	11/25/2022	*	25:26	7-14	.500	0-1	.000	3-5	.600	2	4	6	4.5	1	1	1	0	2	17	14.0
vs Delaware	11/26/2022	*	35:14	9-17	.529	0-0	.000	4-7	.571	3	7	10	5.3	3	3	3	0	5	22	15.1
at Pittsburgh	11/30/2022	*	20:33	9-11	.818	2-3	.667	5-7	.714	1	0	1	4.8	3	1	2	0	1	25	16.4
at Indiana	12/04/2022	*	35:09	3-13	.231	0-2	.000	3-6	.500	3	8	11	5.4	3	1	3	0	2	9	15.6
Rutgers	12/07/2022	*	31:26	8-14	.571	1-3	.333	5-8	.625	2	11	13	6.2	1	3	5	0	2	22	16.2
at Butler	12/11/2022	*	31:39	5-13	.385	0-0	.000	3-3	1.000	4	8	12	6.7	2	2	3	1	3	13	15.9
at Missouri	12/18/2022	*	33:41	9-16	.563	1-3	.333	2-2	1.000	1	1	2	6.3	2	3	2	0	0	21	16.3
Fla. Atlantic	12/21/2022	*	24:58	3-10	.300	0-1	.000	3-4	.750	0	3	3	6.1	1	1	1	0	1	9	15.8
at Wisconsin	12/29/2022	*	36:11	6-11	.545	0-1	.000	14-15	.933	3	5	8	6.2	1	1	3	0	2	26	16.5
Iowa	01/01/2023	*	36:48	7-16	.438	0-0	.000	2-3	.667	2	3	5	6.1	4	5	2	0	3	16	16.5
Northwestern	01/05/2023	*	39:24	5-13	.385	0-3	.000	4-7	.571	3	6	9	6.3	2	2	0	0	1	14	16.3
at Ohio St.	01/08/2023	*	25:38	1-10	.100	0-1	.000	3-6	.500	2	7	9	6.5	4	2	0	0	0	5	15.6
at Minnesota	01/15/2023	*	37:44	6-15	.400	0-1	.000	1-2	.500	4	4	8	6.6	0	2	0	0	3	13	15.5
Indiana	01/18/2023	*	31:59	6-15	.400	0-1	.000	3-5	.600	2	2	4	6.4	4	4	2	0	2	15	15.5
at Northwestern	01/22/2023	*	29:52	4-12	.333	0-2	.000	0-0	.000	1	1	2	6.2	4	4	1	0	0	8	15.1
Purdue	01/26/2023	*	25:14	1-6	.167	0-2	.000	0-1	.000	1	1	2	6.0	2	1	4	0	2	2	14.5
<b>Totals</b>		<b>21</b>	<b>611:02</b>	<b>117-260</b>	<b>.450</b>	<b>7-31</b>	<b>.226</b>	<b>63-94</b>	<b>.670</b>	<b>43</b>	<b>83</b>	<b>126</b>	<b>6.0</b>	<b>46</b>	<b>42</b>	<b>37</b>	<b>1</b>	<b>32</b>	<b>304</b>	<b>14.5</b>


## Player Averages

Games Played	Minutes/game	Points/game	FG Pct	3FG Pct	FT Pct	Rebounds/game	Assists/game	Turnovers/game	Assist/Turnover ratio	Steals/game	Blocks/game
21	29.1	14.5	45.0	22.6	67.0	6.0	2.0	1.8	1.1	1.5	0.0

## CAREER NUMBERS

				Field Goals		3-Point		F-Throws		Rebounds				Scoring						
SEASON	TEAM	GP-GS	MIN/AVG	FG-FGA	FG%	3FG-3FGA	3FG%	FT-FTA	FT%	OFF	DEF	TOT	AVG	PF-FO	A	TO	BLK	STL	PTS	AVG
2021-22	Illini	27-15	623/23.1	100-245	.408	1-14	.071	53-92	.576	56	56	112	4.1	43-0	44	55	1	24	254	9.4
2022-23	Illini	21-21	611/29.1	117-260	.450	7-31	.226	63-94	.670	43	83	126	6.0	46-0	42	37	1	32	304	14.5
<b>TOTAL</b>		<b>48-36</b>	<b>1234/25.7</b>	<b>217-505</b>	<b>.430</b>	<b>8-45</b>	<b>.178</b>	<b>116-186</b>	<b>.624</b>	<b>99</b>	<b>139</b>	<b>238</b>	<b>5.0</b>	<b>89-0</b>	<b>86</b>	<b>92</b>	<b>2</b>	<b>56</b>	<b>558</b>	<b>11.6</b>





# SAMANTHA DEWEY

NORTH ANDOVER, MASS. | BROOKS SCHOOL

# 33

Fr.  
Forward  
6-2

## SEASON & CAREER HIGHS

SEASON			CAREER		
NUM.	OPPONENT/DATE	STAT	OPPONENT/DATE	NUM.	
7	McNeese (11/16/22)	POINTS	same		
3	2x, MR McNeese (11/16/22)	REBOUNDS	same		
1	4x, MR Oakland (11/21/22)	ASSISTS	same		
1	McNeese (11/16/22)	BLOCKS	same		
1	Oakland (11/21/22)	STEALS	same		
13	McNeese (11/16/22)	MINUTES	same		
2	2x, MR McNeese (11/16/22)	FG MADE	same		
1	McNeese (11/16/22)	3PTG MADE	same		

## QUICK HITS

- » Born Oct. 4, 2002
- » Major: Undeclared
- » Illinois debut: vs. LIU (11-9-22)
- » 7 mins, 4 pts, 3 rebs, 1 ast
- » 4 seasons of eligibility remaining
- » Prep Girls Hoops ranked her the No. 2 player in Massachusetts (2022)
- » Co-captain of her team as senior
- » Helped lead the Brooks School to the 2020 New England Prep School Athletic Council (NEPSAC) Class B Championship - the program's first since 2006
- » Named NEPSAC tournament MVP after recording 16 points and 15 rebounds in the championship game
- » ISL All-League and All-NEPSAC Class B (2022)
- » Boston Herald Independent School League All-Star (2022)

## GAME-BY-GAME STATS

Opponent	Date	GS	MIN	Total		3-Pointers		Free throws		Rebounds				PF	A	TO	BLK	STL	PTS	AVG
				FG-FGA	PCT	3FG-3FGA	PCT	FT-FTA	PCT	OFF	DEF	TOT	AVG							
LIU	11/09/2022		06:34	2-2	1.000	0-0	.000	0-0	.000	1	2	3	3.0	0	1	2	0	0	4	4.0
Alcorn	11/13/2022		04:11	0-1	.000	0-0	.000	0-0	.000	1	0	1	2.0	0	1	0	0	0	0	2.0
McNeese	11/16/2022		13:27	2-4	.500	1-2	.500	2-2	1.000	2	1	3	2.3	1	1	1	1	0	7	3.7
Evansville	11/19/2022		07:27	0-1	.000	0-0	.000	0-0	.000	0	2	2	2.3	2	0	1	0	0	0	2.8
Oakland	11/21/2022		04:03	1-2	.500	0-0	.000	0-0	.000	0	2	2	2.2	1	1	1	0	1	2	2.6
vs Charlotte	11/25/2022		04:30	0-0	.000	0-0	.000	0-0	.000	0	0	0	1.8	2	0	1	0	0	0	2.2
at Pittsburgh	11/30/2022		03:33	0-1	.000	0-1	.000	0-0	.000	2	0	2	1.9	0	0	0	0	0	0	1.9
Fla. Atlantic	12/21/2022		03:00	0-1	.000	0-0	.000	0-0	.000	1	1	2	1.9	0	0	0	0	0	0	1.6
<b>Totals</b>		<b>0</b>	<b>46:45</b>	<b>5-12</b>	<b>.417</b>	<b>1-3</b>	<b>.333</b>	<b>2-2</b>	<b>1.000</b>	<b>7</b>	<b>8</b>	<b>15</b>	<b>1.9</b>	<b>6</b>	<b>4</b>	<b>6</b>	<b>1</b>	<b>1</b>	<b>13</b>	<b>1.6</b>

## Player Averages

Games Played	Minutes/ game	Points/ game	FG Pct	3FG Pct	FT Pct	Rebounds/ game	Assists/ game	Turnovers/ game	Assist/Turnover ratio	Steals/ game	Blocks/ game
8	5.8	1.6	41.7	33.3	100.0	1.9	0.5	0.8	0.7	0.1	0.1

## CAREER NUMBERS

				Field Goals		3-Point		F-Throws		Rebounds				Scoring						
SEASON	TEAM	GP-GS	MIN/AVG	FG-FGA	FG%	3FG-3FGA	3FG%	FT-FTA	FT%	OFF	DEF	TOT	AVG	PF-FO	A	TO	BLK	STL	PTS	AVG
2022-23	Illini	8-0	47/5.8	5-12	.417	1-3	.333	2-2	1.000	7	8	15	1.9	6-0	4	6	1	1	13	1.6
<b>TOTAL</b>		<b>8-0</b>	<b>47/5.8</b>	<b>5-12</b>	<b>.417</b>	<b>1-3</b>	<b>.333</b>	<b>2-2</b>	<b>1.000</b>	<b>7</b>	<b>8</b>	<b>15</b>	<b>1.9</b>	<b>6-0</b>	<b>4</b>	<b>6</b>	<b>1</b>	<b>1</b>	<b>13</b>	<b>1.6</b>





# KENDALL BOSTIC

KOKOMO, IND. | NORTHWESTERN HS | MICHIGAN ST.

**44** Jr.  
Forward  
6-2

## SEASON & CAREER HIGHS

SEASON			CAREER		
NUM.	OPPONENT/DATE	STAT	OPPONENT/DATE	NUM.	
27	at Ohio State (1/8/23)	POINTS	at Ohio State (1/8/23)	27	
16	Northwestern (1/5/23)	REBOUNDS	Eastern Kentucky (12/5/21)	22	
4	vs. Charlotte (11/25/22)	ASSISTS	vs. Wisconsin (3/2/22)	6	
6	Evansville (11/19/22)	BLOCKS	Evansville (11/19/22)	6	
4	at Wisconsin (12/29/22)	STEALS	at Wisconsin (12/29/22)	4	
38	at Ohio State (1/8/23)	MINUTES	-	-	
13	at Ohio State (1/8/23)	FG MADE	at Ohio State (1/8/23)	13	
-	-	3PFG MADE	6 times	1	

## QUICK HITS

- » Born Aug. 1, 2001
- » Parents are Kevin & Angie
- » Younger brother, Connor
- » Major: Speech & Hearing Science
- » Illinois debut: NC Central (11-9-21)
- » 14 pts, 17 rebs, 2 asts, 35 mins
- » 3 seasons of eligibility remaining
- » Freshman at Michigan State in 2020-21
- » MSU made 2021 NCAA Tournament
- » 3 double-digit point outings
- » 15 points & 6 boards in her Spartan debut against Saint Francis (11/27/20)
- » Only Illini to start all 27 games in 2021-22
- » 11.41 RPG ranked first in Big Ten & 12th nationally, marking the highest single-season average in program history, surpassing all-time rebounding leader Jenna Smith's mark of 11.38 set in 2009-10
- » Finished the season with 308 rebounds, the sixth-most rebounds in a season in program history & just the fourth individual to tally 300-plus rebounds in a year
- » 12 points and 22 rebounds vs. Eastern Kentucky, the third-most in program history and the highest single-game rebounding total by an Illini since Jan. 24, 1980 (a span of more than 41 years)

## GAME-BY-GAME STATS

Opponent	Date	GS	MIN	Total		3-Pointers		Free throws		Rebounds				PF	A	TO	BLK	STL	PTS	AVG	
				FG-FGA	PCT	3FG-3FGA	PCT	FT-FTA	PCT	OFF	DEF	TOT	AVG								
LIU	11/09/2022	*	22:05	8-11	.727	0-0	.000	0-0	.000	3	8	11	11.0	2	0	0	0	0	16	16.0	
Alcorn	11/13/2022	*	24:46	1-2	.500	0-0	.000	2-2	1.000	0	6	6	8.5	2	1	2	0	0	4	10.0	
McNeese	11/16/2022	*	18:30	5-7	.714	0-0	.000	2-2	1.000	2	10	12	9.7	1	1	1	1	0	12	10.7	
Evansville	11/19/2022	*	19:26	3-4	.750	0-0	.000	1-2	.500	3	7	10	9.8	3	1	0	6	0	7	9.8	
Oakland	11/21/2022	*	25:04	3-3	1.000	0-0	.000	1-2	.500	4	6	10	9.8	2	1	1	1	0	7	9.2	
vs Charlotte	11/25/2022	*	25:13	4-5	.800	0-0	.000	0-1	.000	3	4	7	9.3	1	4	0	0	0	8	9.0	
vs Delaware	11/26/2022	*	21:57	3-4	.750	0-0	.000	0-0	.000	2	2	4	8.6	5	0	1	0	0	6	8.6	
at Pittsburgh	11/30/2022	*	31:59	3-10	.300	0-1	.000	0-0	.000	5	9	14	9.3	1	2	0	0	2	6	8.3	
at Indiana	12/04/2022	*	35:07	4-5	.800	0-0	.000	0-0	.000	4	10	14	9.8	2	1	2	4	0	8	8.2	
Rutgers	12/07/2022	*	32:54	3-5	.600	0-1	.000	3-4	.750	2	5	7	9.5	3	1	3	2	0	9	8.3	
at Butler	12/11/2022	*	33:18	3-8	.375	0-0	.000	2-2	1.000	4	7	11	9.6	3	0	2	5	0	8	8.3	
at Missouri	12/18/2022	*	37:53	7-11	.636	0-0	.000	0-0	.000	3	7	10	9.7	1	3	2	1	1	14	8.8	
Fla. Atlantic	12/21/2022	*	24:41	2-2	1.000	0-0	.000	0-0	.000	2	7	9	9.6	1	1	1	3	0	4	8.4	
at Wisconsin	12/29/2022	*	34:39	3-8	.375	0-0	.000	0-0	.000	2	7	9	9.6	3	1	0	1	4	6	8.2	
Iowa	01/01/2023	*	28:09	7-7	1.000	0-0	.000	3-6	.500	4	8	12	9.7	4	3	2	3	1	17	8.8	
Northwestern	01/05/2023	*	37:41	7-13	.538	0-0	.000	1-1	1.000	8	8	16	10.1	1	2	4	1	1	15	9.2	
at Ohio St.	01/08/2023	*	38:19	13-15	.867	0-1	.000	1-2	.500	7	8	15	10.4	4	1	1	2	0	27	10.2	
at Minnesota	01/15/2023	*	17:11	1-4	.250	0-0	.000	1-2	.500	1	6	7	10.2	3	0	1	1	0	3	9.8	
Indiana	01/18/2023	*	27:17	7-9	.778	0-0	.000	3-4	.750	2	9	11	10.3	3	0	2	1	0	17	10.2	
at Northwestern	01/22/2023	*	35:36	8-10	.800	0-0	.000	0-0	.000	5	8	13	10.4	3	2	1	3	3	16	10.5	
Purdue	01/26/2023	*	36:20	2-4	.500	0-0	.000	1-2	.500	0	10	10	10.4	0	2	1	2	1	5	10.2	
Totals			21	608:05	97-147	.660	0-3	.000	21-32	.656	66	152	218	10.4	48	27	27	37	13	215	10.2

## Player Averages

Games Played	Minutes/game	Points/game	FG Pct	3FG Pct	FT Pct	Rebounds/game	Assists/game	Turnovers/game	Assist/Turnover ratio	Steals/game	Blocks/game
21	29.0	10.2	66.0	0.0	65.6	10.4	1.3	1.3	1.0	0.6	1.8

## CAREER NUMBERS

				Field Goals		3-Point		F-Throws		Rebounds									Scoring	
SEASON	TEAM	GP-GS	MIN/AVG	FG-FGA	FG%	3FG-3FGA	3FG%	FT-FTA	FT%	OFF	DEF	TOT	AVG	PF-FO	A	TO	BLK	STL	PTS	AVG
2020-21	MSU	22-0	273/12.4	41-76	.539	6-22	.273	5-8	.625	16	48	64	2.9	17-0	15	19	7	11	93	4.2
2021-22	Illini	27-27	794/29.4	81-164	.494	0-22	.000	18-26	.692	94	214	308	11.4	36-0	47	50	19	15	180	6.7
2022-23	Illini	21-21	608/29.0	97-147	.660	0-3	.000	21-32	.656	66	152	218	10.4	48-1	27	27	37	13	215	10.2
TOTAL FOR Illini		48-48	1402/29.2	178-311	.572	0-25	.000	39-58	.672	160	366	526	11.0	84-1	74	77	56	28	395	8.2
TOTAL		70-48	1674/23.9	219-387	.566	6-47	.128	44-66	.667	176	414	590	8.4	101-1	89	96	63	39	488	7.0



## 2022-23 ILLINOIS WOMEN'S BASKETBALL ROSTER

NO.	NAME	HT.	POS.	YR.	HOMETOWN (HS/PREVIOUS COLLEGE)
0	Camille Jackson	5-11	G	Fr.	Chicago, Ill. (Butler College Prep)
1	Genesis Bryant	5-6	G	Jr.	Jonesboro, Ga. (Lovejoy HS/NC State)
3	Makira Cook	5-6	G	Jr.	Cincinnati, Ohio (Mount Notre Dame HS/Dayton)
4	Kam'Ren Rhodes	5-6	G	Fr.	Chandler, Ariz. (AZ Compass Prep)
11	Jada Peebles	5-10	G	Sr.	Raleigh, N.C. (Wakefield HS)
12	Jayla Oden	5-9	G	So.	Baltimore, Md. (McDonogh HS)
13	Liisa Taponen	6-5	C	Fr.	Tampere, Finland (Mäkelänrinteen Upper Secondary)
14	Geovana Lopes	6-3	F/C	Gr.	Bataguassu, Brazil (Escola Estadual Paulo Mendes Silva/Odessa College)
21	Aicha Ndour	6-6	C	Jr.	Somone, Senegal (Cushing Academy/NW Florida State College)
23	Brynn Shoup-Hill	6-3	F	So.	Goshen, Ind. (Goshen HS/Dayton)
24	Adalia McKenzie	5-10	G	So.	Brooklyn Park, Minn. (Park Center HS)
33	Samantha Dewey	6-2	F	Fr.	North Andover, Mass. (Brooks School)
44	Kendall Bostic	6-2	F	Jr.	Kokomo, Ind. (Northwestern HS/Michigan State)

## COACHING STAFF

**Head Coach:** Shauna Green (9th year overall, 1st season at Illinois)

**Associate Head Coach:** Calamity McEntire (1st season at Illinois)

**Assistant Coaches:** DeAntoine Beasley (1st season at Illinois), Ryan Gensler (1st season at Illinois)

**Director of Operations:** Maya Solomon (1st season)

**Director of Recruiting Operations:** Emily Durr (1st season)

**Director of Scouting & Player Development:** Jenna Giaccone (1st season)

**Video & Scouting Operations Coordinator:** Justin Peak (2nd season)

**Director of Women's Basketball Branding & Creative Media:** Madison Dabrowski (1st season)

**Graduate Assistant:** Caleb Samson

**Athletic Trainer:** Autumn Taylor

**Strength & Conditioning Coach:** Kilee Fletcher

## ROSTER BREAKDOWN

## BY ELIGIBILITY

<b>Graduate (1):</b> .....	Geovana Lopes
<b>Seniors (1):</b> .....	Jada Peebles
<b>Juniors (4):</b> .....	Kendall Bostic
.....	Genesis Bryant
.....	Makira Cook
.....	Aicha Ndour
<b>Sophomores (3):</b> .....	Adalia McKenzie
.....	Jayla Oden
.....	Brynn Shoup-Hill
<b>Freshmen (4):</b> .....	Samantha Dewey
.....	Camille Jackson
.....	Kam'Ren Rhodes
.....	Liisa Taponen

## BY STATE/COUNTRY

<b>Arizona (1):</b> .....	Kam'Ren Rhodes
<b>Brazil (1):</b> .....	Geovana Lopes
<b>Finland (1):</b> .....	Liisa Taponen
<b>Georgia (1):</b> .....	Genesis Bryant
<b>Illinois (1):</b> .....	Camille Jackson
<b>Indiana (2):</b> .....	Kendall Bostic
.....	Brynn Shoup-Hill
<b>Maryland (1):</b> .....	Jayla Oden
<b>Massachusetts (1):</b> .....	Samantha Dewey
<b>Minnesota (1):</b> .....	Adalia McKenzie
<b>North Carolina (1):</b> .....	Jada Peebles
<b>Ohio (1):</b> .....	Makira Cook
<b>Senegal (1):</b> .....	Aicha Ndour

## PRONUNCIATION GUIDE

CAMILLE Jackson..... kuh-meal  
 MAKIRA Cook..... muh-kye-ruh  
 JADA PEEBLES..... jay-duh pee-bulls  
 LIISA TAPONEN..... leez-uh tap-uhn-in  
 Geovana LOPES..... Lopez  
 AICHA NDOUR ..... eye-shuh nuh-door  
 Brynn SHOUP-HILL.....shoop-hill  
 ADALIA McKenzie ..... uh-dal-yuh

DEANTOINE Beasley..... dee-an-twon  
 MAYA Solomon ..... my-uh  
 Jenna GIACONE..... guh-cone-ee





**CAMILLE JACKSON**  
FR. / G / 5-11  
CHICAGO, ILL.  
BUTLER COLLEGE PREP



**GENESIS BRYANT**  
JR. / G / 5-6  
JONESBORO, GA.  
NORTH CAROLINA STATE



**MAKIRA COOK**  
JR. / G / 5-6  
CINCINNATI, OHIO  
DAYTON



**KAM'REN RHODES**  
FR. / G / 5-6  
CHANDLER, ARIZ.  
AZ COMPASS PREP



**JADA PEEBLES**  
SR. / G / 5-10  
RALEIGH, N.C.  
WAKEFIELD HS




**JAYLA ODEN**  
SO. / G / 5-9  
BALTIMORE, MD.  
MCDONOGH HS



**LIISA TAPONEN**  
FR. / C / 6-5  
TAMPERE, FINLAND  
MÄKELÄNRINTEEN UPPER  
SECONDARY SCHOOL



**GEOVANA LOPES**  
GR. / F/C / 6-3  
BATAGUASSU, BRAZIL  
ODESSA COLLEGE



**AICHA NDIOUR**  
JR. / C / 6-6  
SOMONE, SENEGAL  
NW FLORIDA STATE COLLEGE



**BRYNN SHOUP-HILL**  
SO. / F / 6-3  
GOSHEN, IND.  
DAYTON



**ADALIA MCKENZIE**  
SO. / G / 5-10  
BROOKLYN PARK, MINN.  
PARK CENTER HS



**SAMANTHA DEWEY**  
FR. / F / 6-2  
NORTH ANDOVER, MASS.  
BROOKS HS



**KENDALL BOSTIC**  
JR. / F / 6-2  
KOKOMO, IND.  
MICHIGAN STATE



**SHAUNA GREEN**  
HEAD COACH  
1ST YEAR AT ILLINOIS  
9TH YEAR OVERALL



**CALAMITY MCENTIRE**  
ASSOCIATE HEAD COACH  
1ST YEAR AT ILLINOIS



**DEANTOINÉ BEASLEY**  
ASSISTANT COACH  
1ST YEAR AT ILLINOIS



**RYAN GENSLER**  
ASSISTANT COACH  
1ST YEAR AT ILLINOIS

