

FIGHTING ILLINI

2022-23 UNIVERSITY OF ILLINOIS FIGHTING ILLINI BASKETBALL



McBride Homes Braggin' Rights // #16^{AP}/16 Illinois (8-3) vs. Missouri (10-1)

Dec. 22, 2022 // 8 p.m. CT // St. Louis, Mo. // Enterprise Center

TV: SEC Network – Tom Hart (Play-by-Play), John Sundvold (Analyst)

Radio: Busey Bank Illini Sports Network – Brian Barnhart (Play-By-Play), Deon Thomas (Analyst) // SiriusXM 134/195, SXM App 957

ILLINOIS 2022-23 SCHEDULE & RESULTS

DATE	OPPONENT	TIME/RESULT	TV
NOVEMBER (6-1)			
7	EASTERN ILLINOIS	W, 87-57	ESPNU
11	KANSAS CITY	W, 86-48	BTN
14	MONMOUTH	W, 103-65	BTN
18	vs. #8 UCLA [1]	W, 79-70	ESPNU
20	vs. #16 Virginia [1]	L, 61-70	ESPN
25	LINDENWOOD	W, 92-59	B1G+
29	SYRACUSE [2]	W, 73-44	ESPN
DECEMBER (2-2)			
2	at #22 Maryland	L, 66-71	BTN
6	vs. #2 Texas [3]	W, 85-78 (OT)	ESPN
10	PENN STATE	L, 59-74	BTN
17	ALABAMA A&M	W, 68-47	BTN
22	vs. Missouri [4]	8 p.m.	SECN
29	BETHUNE-COOKMAN	7:30 p.m.	FS1
JANUARY			
4	at Northwestern	8 p.m.	BTN
7	#17 WISCONSIN	12:30 p.m.	ESPN2
10	at Nebraska	8 p.m.	BTN
13	MICHIGAN STATE	8 p.m.	FS1
16	at Minnesota	5 p.m.	BTN
19	#18 INDIANA	7:30 p.m.	FS1
24	OHIO STATE	6 p.m.	ESPN/2
28	at #17 Wisconsin	2 p.m.	FOX
31	NEBRASKA	6:30 p.m.	BTN
FEBRUARY			
4	at Iowa	1:30 p.m.	FOX
7	MINNESOTA	7:30 p.m.	BTN
11	RUTGERS	1 p.m.	FS1
14	at Penn State	6 p.m.	ESPN/2/U
18	at #18 Indiana	11 a.m.	ESPN/2
23	NORTHWESTERN	8 p.m.	BTN
26	at Ohio State	11 a.m.	CBS
MARCH			
2	MICHIGAN	6 p.m.	ESPN
5	at #1 Purdue	11:30 a.m.	FOX
8-12 at Big Ten Tournament [5]			

All Times Listed are Central

BOLD - State Farm Center, Champaign, Ill.

[1] - Continental Tire Main Event, Las Vegas

[2] - ACC/Big Ten Challenge

[3] - Jimmy V Classic, New York City

[4] - McBride Homes Braggin' Rights, St. Louis

[5] - Chicago

ILLINOIS ATHLETICS COMMUNICATION

Address: 1700 S. Fourth St., Champaign, IL 61820

Office: 217-333-1391

Basketball SID: Derrick Burson

Email: burson@illinois.edu

Cell: 217-766-7315

Website: FightingIllini.com

Twitter/Instagram: @IlliniMBB

PROBABLE STARTERS

Pos. No.	Name	Ht.	Wt.	Yr.	PPG	RPG	APG	Note
G 55	Sky Clark	6-3	200	Fr.	8.1	3.9	2.1	11 pts & career-high 7 reb vs Penn St.
G 0	Terrence Shannon Jr.	6-6	225	Sr.	17.8	5.5	2.7	2nd in Big Ten in FT (51) & FTA (67)
G 15	RJ Melendez	6-7	205	So.	8.0	3.3	0.6	55.6% FG (20-36) over last 6 games
G/F 24	Matthew Mayer	6-9	225	Gr.	9.2	4.4	1.2	18.7 ppg over last 3 games (56)
F 33	Coleman Hawkins	6-10	225	Jr.	9.5	6.1	4.2	11.0 ppg, 7.2 rpg, 5.0 apg over last 5 games

OFF THE BENCH

Pos. No.	Name	Ht.	Wt.	Yr.	PPG	RPG	APG	Note
F 42	Dain Dainja	6-9	270	r-So.	9.8	5.4	0.4	72.3% FG (47-65)
G 3	Jayden Epps	6-2	190	Fr.	8.9	2.1	1.4	11+ points in 6 of last 10 games
G 1	Sencire Harris	6-4	160	Fr.	4.0	1.8	0.6	Career-high 8 rebounds vs Alabama A&M
G/F 20	Ty Rodgers	6-6	200	Fr.	2.0	3.2	1.3	Career-high 6 points vs Penn State
C 12	Brandon Lieb	7-0	220	Jr.	1.2	1.3	0.0	Guarded Cockburn in practice last two years
G 22	Paxton Warden	6-4	180	Fr.	0.0	0.0	0.0	Walkon won state title at Glenbard West

OUT

Pos. No.	Name	Ht.	Wt.	Yr.	PPG	RPG	APG	Note
G 10	Luke Goode	6-7	200	So.	2.0	1.8	0.5	2021-22 stats; recovering from foot injury
F 2	Connor Serven	6-9	235	Jr.	0.2	0.8	0.0	Walkon in third season; foot injury

HEAD COACH BRAD UNDERWOOD

Career Record: 211-96 (.687), 10th year

At Illinois: 102-69 (.596), 6th year

Big Ten: 55-44 (.556)

SERIES NOTES VS. MISSOURI

All-Time Record: Illinois leads 33-19

Streak: Illinois W-1

Record at St. Louis: Illinois leads 26-14

Last Year's Meeting: Illinois 88, Missouri 63 // Dec. 22, 2021 at St. Louis

Underwood vs. Missouri: 2-3

Opening Tips

- The 42nd edition of McBride Homes Braggin' Rights between Illinois and Missouri is set for Thursday night in St. Louis (8 p.m. CT, SEC Network). The game is sold out at Enterprise Center for the first time since 2017.

- Illinois is No. 16 in the current AP poll, its highest ranking entering Braggin' Rights in St. Louis in 10 years (No. 10, 2012). The Illini were No. 6 in the game two years ago held at Columbia, Mo.

- The Illini (8-3) and Tigers (10-1) are a combined 18-4, the best Braggin' Rights record heading into the game in St. Louis since 2013 when the programs were a combined 19-2.

- Illinois returns just seven of 88 points from last year's Braggin' Rights win (Coleman Hawkins-5, RJ Melendez-2).

- See p. 2 for Braggin' Rights facts and figures, and p. 10-11 for historical Braggin' Rights information.

- Illinois has an 8-1 non-conference record with two games remaining. Illinois is aiming to finish the non-conference with just one loss for the first time in 10 years, since going 13-1 prior to Big Ten play in 2012-13.

- Illinois is the only team in the country with two kenpom top-10 wins (No. 4 UCLA and No. 6 Texas).

- Illinois is a balanced offensive team, with seven different players averaging at least eight points.

- Illinois has seven newcomers among its current 9-man playing rotation. The Illinois rotation features six underclassmen: four true freshmen and two sophomores.

- Illinois ranks No. 301 in experience according to kenpom, ahead of only three power-5 teams (Washington State, Oregon State, Louisville).

2022-23 ILLINOIS NUMERICAL ROSTER

No.	Name	Pos.	Ht.	Wt.	Yr.	Hometown	Notable
0	Terrence Shannon Jr.	G	6-6	225	Sr.	Chicago, Ill.	Naismith Trophy & West Award Watch Lists; Preseason All-Big Ten Team
1	Sencire Harris	G	6-4	160	Fr.	Canton, Ohio	Won consecutive Ohio state titles in 2021 and 2022 at St. Vincent-St. Mary
2	Connor Serven	F	6-9	235	Jr.	Prairie City, Ill.	Third year walkon; Academic All-Big Ten
3	Jayden Epps	G	6-2	190	Fr.	Norfolk, Va.	Made game winner to lead Combine Academy to 2022 Hoop State title
10	Luke Goode	G	6-7	200	So.	Fort Wayne, Ind.	Made at least one 3-pointer in 10 games as a freshman
12	Brandon Lieb	C	7-0	220	Hr.	Deerfield, Ill.	Academic All-Big Ten
15	RJ Melendez	G	6-7	205	So.	Arecibo, Puerto Rico	Shot 57% from the field and 60% from 3-point range as a freshman
20	Ty Rodgers	G/F	6-6	200	Fr.	Saginaw, Mich.	Won gold medal with USA at 2022 FIBA U18 Americas Championship
22	Paxton Warden	G	6-4	180	Fr.	Glen Ellyn, Ill.	Walkon won 2022 Illinois state title at Glenbard West
24	Matthew Mayer	G/F	6-9	225	Gr.	Austin, Texas	Super senior won 2021 NCAA title and two Big 12 titles at Baylor
33	Coleman Hawkins	F	6-10	225	Jr.	Sacramento, Calif.	Illini's leading returning scorer (5.9 ppg) and rebounder (4.3)
42	Dain Dainja	F	6-9	270	r-So.	Brooklyn Park, Minn.	Baylor transfer practiced with Illini during 2022 spring semester
55	Sky Clark	G	6-3	200	Fr.	Los Angeles, Calif.	Top-40 recruit is UI's highest ranked point guard since Ayo Dosunmu

Richmond Family Endowed Men's Head Basketball Coach: Brad Underwood (6th year at Illinois, 10th year overall)

Assistant Coaches: Geoff Alexander (6th year), Tim Anderson (2nd year), Chester Frazier (2nd year)

Assistant to the Head Coach: Zach Hamer (4th year)

Strength & Conditioning Coach: Adam Fletcher (8th year)

Assistant Athletic Director: Joey Biggs (6th year)

Director of Recruiting and Scouting: Tyler Underwood (2nd year)

Video Coordinator: Patrick Bittle (2nd year)

Athletic Trainer: Paul Schmidt (11th year)

Director of Branding and Creative Media: Courtney Bay (2nd year)

Graduate Managers: Bobby Gikas (2nd year) & Marcus Anderson (2nd year)

Pronunciation

DAIN DAINJA

Luke GOODE

SENCIRE Harris

DAYN DAYN-juh

GOOD-ee

sin-SEER

Pronunciation

Brandon LIEB

Matthew MAYER

Zach HAMER

LEEB

MY-er

HAY-mer

RETURNING FOR THE ILLINI IN 2022-23

Category	21-22	Returning	Lost	Return Pct.
Minutes	6,653	1,101	5,552	16.5%
Points	2,456	342	2,114	13.9%
Field Goals	863	119	744	13.8%
3-Pt. FGs	295	44	251	14.9%
Free Throws	435	60	375	13.8%
Rebounds	1,271	235	928	20.2%
Assists	501	81	420	16.2%
Blocks	99	25	74	25.3%
Steals	171	33	138	19.3%

RETURNING ILLINI LEADERS

Category	Player	Stat	21-22 Rank
Minutes	Coleman Hawkins	628	6th
Min./Game	Coleman Hawkins	19.0	7th
Points	Coleman Hawkins	194	5th
Points/Game	Coleman Hawkins	5.9	6th
Field Goals	Coleman Hawkins	68	5th
FG Pct.	RJ Melendez	.569	3rd
3-Pt. FGs	Coleman Hawkins	19	5th
3-Pt. FG Pct.	RJ Melendez	.600	1st
Free Throws	Coleman Hawkins	39	4th
FT Pct.	RJ Melendez	.850	2nd
Off. Reb.	Coleman Hawkins	47	2nd
Def. Reb.	Coleman Hawkins	94	3rd
Tot. Reb.	Coleman Hawkins	141	3rd
Reb./Game	Coleman Hawkins	4.3	3rd
Assists	Coleman Hawkins	50	5th
Blocks	Coleman Hawkins	17	3rd
Steals	Coleman Hawkins	26	3rd

Past Braggin' Rights Games

Dec. 10, 1980	Illinois 84, #14 Missouri 62
Dec. 8, 1981	#13 Missouri 78, Illinois 68 (OT)
Dec. 28, 1983	#20 Illinois 66, Missouri 60
Dec. 6, 1984	#7 Illinois 65, Missouri 50
Dec. 21, 1985	#15 Illinois 67, Missouri 55
Dec. 23, 1986	#9 Illinois 92, Missouri 74
Dec. 22, 1987	Illinois 75, #17 Missouri 63
Dec. 19, 1988	#5 Illinois 87, #10 Missouri 84
Dec. 20, 1989	#5 Illinois 101, #4 Missouri 93
Dec. 19, 1990	Illinois 84, Missouri 81
Dec. 23, 1991	#16 Missouri 61, Illinois 44
Dec. 23, 1992	Missouri 66, Illinois 65
Dec. 22, 1993	Missouri 108, #19 Illinois 107 (30T)
Dec. 22, 1994	Missouri 76, #23 Illinois 58
Dec. 20, 1995	#14 Illinois 96, #15 Missouri 85 (OT)
Dec. 28, 1996	Illinois 85, Missouri 69
Dec. 23, 1997	Missouri 75, Illinois 69
Dec. 22, 1998	#15 Missouri 67, Illinois 62
Dec. 21, 1999	Missouri 78, #15 Illinois 72
Dec. 21, 2000	#5 Illinois 86, Missouri 81 (OT)

Braggin' Rights Series Record: Illinois leads 26-15

Record in St. Louis: Illinois leads 26-14

Current Streak: Illinois W-1

Illinois when ranked: 13-7

Missouri when ranked: 6-10

When both teams are ranked: Illinois leads 6-3

When neither team is ranked: Illinois leads 9-5

In overtime games: Tied 2-2

At Enterprise Center (1994-): Illinois leads 17-10

At The Arena (1980-93): Illinois led 9-4

Illinois' longest winning streak: 9 (2000-08)

Missouri's longest winning streak: 4, twice

(1991-94 & 2009-12)

Illinois' largest winning margin: 32 points (2005)

Missouri's largest winning margin: 18 points (1994)

Closest margin: 1 point, five times

(1992, 1993, 2003, 2007 and 2013)

Dec. 22, 2001 #9 Illinois 72, #8 Missouri 61

Dec. 21, 2002 #12 Illinois 85, #11 Missouri 70

Dec. 23, 2003 #21 Illinois 71, #11 Missouri 70

Dec. 22, 2004 #1 Illinois 70, Missouri 64

Dec. 21, 2005 #6 Illinois 82, Missouri 50

Dec. 19, 2006 Illinois 73, Missouri 70

Dec. 22, 2007 Illinois 59, Missouri 58

Dec. 23, 2008 Illinois 75, #25 Missouri 59

Dec. 23, 2009 Missouri 81, Illinois 68

Dec. 22, 2010 #9 Missouri 75, #21 Illinois 64

Dec. 22, 2011 #8 Missouri 78, #25 Illinois 74

Dec. 22, 2012 #12 Missouri 82, #10 Illinois 73

Dec. 21, 2013 Illinois 65, #13 Missouri 64

Dec. 20, 2014 Illinois 62, Missouri 59

Dec. 23, 2015 Illinois 68, Missouri 63

Dec. 21, 2016 Illinois 75, Missouri 66

Dec. 23, 2017 Illinois 70, Missouri 64

Dec. 22, 2018 Missouri 79, Illinois 63

Dec. 21, 2019 Missouri 63, Illinois 56

Dec. 12, 2020 Missouri 81, #6 Illinois 78 (@ Columbia)

Dec. 22, 2021 Illinois 88, Missouri 63

Illinois Scoring Record: 36, Ayo Dosunmu (2020)

Missouri Scoring Record: 30, Doug Smith (1990)

Illinois Rebounding Record: 14, Kofi Cockburn (2022)

Missouri Rebounding Record: 15, Doug Smith (1990)

Attendance Record: 22,484 (1999)

Current Illini in Braggin' Rights

• **Coleman Hawkins (2 G)**

2020 – 1 ast in 4 min

2021 – 5 pts, 4 reb, 2 ast in 19 min

• **RJ Melendez (1 G)**

2021 – 2 pts, 2 reb, 1 ast in 6 min

• **Luke Goode (1 G)**

2021 – 7 min

• **Brandon Lieb (1 G)**

2021 – 2 min

• **Connor Serven (1 G)**

2021 – 1 min

Ticket Information

Illinois men's basketball tickets are available for remaining home games and can be purchased online at fightingillini.com or by phone at 1-866-ILLINI-1.

ILLINI RECORD UNDER BRAD UNDERWOOD

	2022-23	Total			
Plays at home	6-1	66-21	Wears white uniforms	3-1	34-12
Plays on the road	0-1	24-33	Wears orange uniforms	3-1	27-16
Plays at neutral site	2-1	12-15	Wears blue uniforms	0-0	2-20
Plays at United Center	0-0	1-3	Wears white throwback uniforms	1-1	14-8
Big Ten record	0-2	55-45	Wears orange throwback uniforms	1-0	22-12
Big Ten at home	0-0	32-16	NCAA Tournament	0-0	2-2
Big Ten on the road	0-1	22-27	Big Ten Tournament	0-0	4-3
Big Ten at neutral site	0-0	1-1	In November	6-1	28-10
When ranked (AP)	8-3	53-24	In December	2-2	19-17
Plays a ranked (AP) opponent	2-2	19-28	In January	0-0	21-17
Plays a Top-10 (AP) opponent	2-0	12-10	In February	0-0	21-18
Wins the game before	4-3	62-37	In March	0-0	13-7
Loses the game before	3-0	34-31	Plays during the day	1-2	33-22
Leading at the half	6-1	78-23	Plays at night (5 pm or after start)	7-1	69-47
Tied at the half	0-0	4-1	Overtime	1-0	7-5
Trailing at the half	1-2	19-45	Margin is 5 points or less	0-1	28-18
Shoots 45% or better	6-0	68-16	Margin is 6-10 points	2-1	22-26
Shoots less than 45%	2-3	34-52	Margin is 11-20 points	0-1	22-20
Opp. shoots less than 45%	8-2	84-16	Margin is more than 20	6-0	30-5
Opp. shoots 45% or better	1-0	19-52	Scores 59 points or less	0-1	6-14
Shoots better/same than opp.	8-0	88-7	Scores 60-69 points	1-2	13-31
Shoots worse than opp.	0-3	14-63	Scores 70-79 points	2-0	39-14
Shoots more/same FT than opp.	7-1	75-21	Scores 80-89 points	3-0	20-8
Shoots fewer FT than opp.	1-2	26-49	Scores 90-99 points	1-0	18-2
Makes more/same FT than opp.	7-0	75-17	Scores 100+ points	1-0	6-0
Makes fewer FT than opp.	1-3	23-53	On CBS	0-0	3-2
Grabs more/same reb. than opp.	7-1	78-28	On FOX	0-0	2-3
Grabs fewer rebounds than opp.	1-2	24-41	On ESPN	2-1	10-6
Scores more/same bench pts than opp.	6-3	70-37	On ESPN2	0-0	7-6
Scores fewer bench pts than opp.	2-0	32-32	On BTN	3-2	45-26
Has fewer/equal turnovers than opp.	6-0	57-38	On FS1	0-0	11-18
Has more turnovers than opp.	2-3	45-31	On ESPNU	2-0	6-4
Scores 70 or more points	7-0	83-24	On ESPNEWS	0-0	1-1
Has 15+ assists	6-0	59-23	On TBS	0-0	1-0
Has a 20+ point scorer	6-0	63-32	On TNT	0-0	1-0
			On B1G+	1-0	14-1

- Illinois is sixth in the country in blocked shots, averaging 6.0 bpg. The Illini tallied 12 rejections in the win over No. 2 Texas, its most blocks in a game in 11 years.
- Illinois reserves are combining to score 25.0 points per game. The Illini bench has outscored its opponent in nine of 11 games, and by an average of 9.7 points.
- Illinois ranks 27th in the NCAA in field goal percentage defense, allowing 38.4% shooting. The Illini are No. 9 nationally in 2-point defense, permitting just 41.9% inside the arc.
- The Illini defense is forcing 16.7 turnovers per game, ranking second in the B1G and 40th in the NCAA. Illinois is scoring an average of 18.4 points off opponent turnovers.
- Illinois has outrebounded 9 of 11 opponents and is No. 33 in the NCAA with a 7.2 average rebound margin.
- Illinois is making 9.4 three-pointers per game, ranking second in the Big Ten and 39th nationally. Last season the Illini set a school single-season record, averaging 8.9 made threes.
- Illinois is 2-2 versus ranked opponents this season, and has won 13 of its last 21 games against Top 25 teams.
- Illinois is 12-5 in its last 17 games versus top-10 teams.
- Illinois has 11 wins over top-10 teams since 2019-20, second-most in the NCAA behind Baylor (12).
- Illinois is No. 16 in the latest AP poll. **Brad Underwood** has Illinois in the Top 25 for a fourth straight season after leading the program to a final AP ranking of No. 21 in 2020, No. 2 in 2021, and No. 19 in 2022.
- Illinois is a dramatically different team this season, welcoming three power-five transfers and a top-10 recruiting class to account for eight newcomers.
- Illinois is replacing all five regular starters, its top five leading scorers, and a total of 10 players from last year's Big Ten champions. The Illini lost 86% of its points, 80% of its rebounds, and 83% of its minutes played from a year ago.
- Illinois is the winningest team in the Big Ten over the last three-plus seasons, registering a 44-18 mark in league play. The Illini won the regular season championship in 2022, led the conference in wins while adding a B1G Tournament crown in 2021, and finished one game back of the title in 2020.

TOP 25 NATIONAL RANKINGS

ASSOCIATED PRESS POLL (DEC. 19)

Rk.	School	Record	Points	Previous
1.	Purdue (40)	11-0	1,502	1
2.	Connecticut (21)	12-0	1,482	3
3.	Houston	11-1	1,374	5
4.	Kansas	10-1	1,290	8
5.	Arizona	10-1	1,269	9
6.	Virginia	8-1	1,195	2
7.	Texas	9-1	1,064	7
8.	Tennessee	9-2	1,024	6
9.	Alabama	9-2	1,021	4
10.	Arkansas	10-1	1,004	10
11.	Gonzaga	9-3	895	15
12.	Baylor	8-2	873	11
13.	UCLA	10-2	871	16
14.	Duke	10-2	819	12
15.	Mississippi State	11-0	623	17
16.	ILLINOIS	8-3	528	18
17.	Wisconsin	9-2	432	22
18.	Indiana	8-3	408	14
19.	Kentucky	7-3	370	13
20.	TCU	9-1	358	21
21.	Virginia Tech	11-1	297	24
22.	Miami	11-1	208	25
23.	Auburn	9-2	118	19
24.	Marquette	9-3	116	-
25.	Arizona State	11-1	98	-

COACHES POLL (DEC. 19)

Rk.	School	Record	Points	Previous
1.	Purdue (24)	11-0	789	1
2.	Connecticut (7)	12-0	767	3
3.	Houston	11-1	726	4
4.	Kansas (1)	10-1	693	6
5.	Arizona	10-1	641	9
6.	Virginia	8-1	638	2
7.	Texas	9-1	573	8
8.	Arkansas	10-1	519	10
9.	UCLA	10-2	500	14
10.	Alabama	9-2	481	5
11.	Tennessee	9-2	480	7
12.	Gonzaga	9-3	469	15
13.	Baylor	8-2	468	11
14.	Duke	10-2	439	12
15.	Mississippi State	11-0	281	20
16.	ILLINOIS	8-3	225	19
16.	Kentucky	7-3	225	13
18.	Wisconsin	9-2	219	23
19.	TCU	9-1	180	22
20.	Virginia Tech	11-1	175	23
21.	Indiana	8-3	173	16
22.	Miami	11-1	150	25
23.	Maryland	8-3	94	17
24.	Auburn	9-2	91	18
25.	Marquette	9-3	89	-

ILLINI WEEK-BY-WEEK RANKINGS

	AP	Coaches		AP	Coaches
Preseason	23	23	Jan. 16		
Nov. 14	19	20	Jan. 23		
Nov. 21	16	14	Jan. 30		
Nov. 28	16	17	Feb. 6		
Dec. 5	17	17	Feb. 13		
Dec. 12	18	19	Feb. 20		
Dec. 19	16	16	Feb. 27		
Dec. 26			March 6		
Jan. 2			March 13		
Jan. 9			Final		

ILLINOIS SEASON/CAREER TOTALS

	2022-23	Career*
Starts		
Coleman Hawkins	11	25
Sky Clark	11	11
Matthew Mayer	11	11
Terrence Shannon Jr.	11	11
RJ Melendez	10	11
Jayden Epps	1	1
Leads Team in Scoring		
Terrence Shannon Jr.	5	5
Matthew Mayer	3	3
Sky Clark	1	1
Dain Dainja	1	1
Jayden Epps	1	1
Coleman Hawkins	0	1
Leads Team in Rebounding		
Coleman Hawkins	5	7
Terrence Shannon Jr.	3	3
Dain Dainja	2	2
Sky Clark	1	1
Sencire Harris	1	1
Matthew Mayer	1	1
RJ Melendez	1	1
Luke Goode	0	1
Double-Digit Scoring Games		
Coleman Hawkins	4	11
Terrence Shannon Jr.	9	9
Jayden Epps	6	6
Sky Clark	4	4
Dain Dainja	4	4
Matthew Mayer	4	4
RJ Melendez	2	4
20+ Point Games		
Terrence Shannon Jr.	3	3
Matthew Mayer	2	2
Dain Dainja	1	1
Jayden Epps	1	1
Coleman Hawkins	1	1
10+ Rebound Games		
Coleman Hawkins	2	4
Dain Dainja	2	2
Terrence Shannon Jr.	1	1
Double-Doubles		
Coleman Hawkins	2	3
Dain Dainja	2	2
Terrence Shannon Jr.	1	1
Triple-Doubles		
Coleman Hawkins	1	1
5+ 3-Point FG Games		
Terrence Shannon Jr.	2	2
Jayden Epps	1	1
Coleman Hawkins	1	1
Matthew Mayer	1	1
5+ Assist Games		
Coleman Hawkins	3	4
Terrence Shannon Jr.	2	2
Sky Clark	1	1
Matthew Mayer	1	1
Ty Rodgers	1	1
3+ Steal Games		
Coleman Hawkins	0	3
Dain Dainja	1	1
Jayden Epps	1	1
Sencire Harris	1	1
RJ Melendez	1	1
Terrence Shannon Jr.	1	1
3+ Block Games		
Coleman Hawkins	3	4
Matthew Mayer	2	2
Dain Dainja	1	1
RJ Melendez	1	1

* = at Illinois

G11 Notes from Saturday's 68-47 Win over Alabama A&M (Dec. 17)

- Illinois has now won seven straight non-conference home games at State Farm Center.
- Illinois held Alabama A&M to just 19 first-half points, the fewest allowed by the Illini defense in a single half this year, and the fewest in a first half since allowing 19 first-half points in a 59-56 road win at Northwestern last season (1/29/22).
- The Illini outrebounded Alabama A&M by a 46-33 margin. It is the sixth consecutive game that the Illini have held a rebounding edge, and the ninth time in 11 games this season.
- The Illini led by 17 at halftime and withstood a 16-0 run by the Bulldogs in the second period which cut the margin to 38-37 with 10:54 to play. Illinois answered with a 15-2 run of their own to push the lead back to 53-39 at the 5:35 mark of the second half.
- Illinois held Alabama A&M to just 3-17 (17.6%) shooting from three-point range. It marked the fewest three pointers and lowest percentage by an Illini opponent since holding Kansas City to 3-21 (14.3%) in Game 2 of the season on Nov. 11.
- The Illini finished the game with a 28-16 edge in points in the paint. Illinois has won the battle for points in the paint in 10 of 11 games this season, overcoming a 10-point deficit in the paint in the team's Dec. 6 win vs. No. 2 Texas at Madison Square Garden.
- **Matthew Mayer** led the Illini in scoring (21 points) and added seven rebounds. His 21 points matched his season-high as an Illini, and finished one shy of tying the single-game high for his collegiate career.
- **Mayer** scored 13 of his 15 second-half points in an eight-minute stretch, leading the charge to turn a 3-point UI lead into a 20-point advantage.
- **Mayer** has scored at least 14 points in three straight games, finishing each as the Illini's top scorer. He is now averaging 18.7 ppg over the last three games.
- **Terrence Shannon Jr.** added 18 points. He has scored in double digits in a team-leading nine games this season, including each of the team's six home non-conference victories.
- Freshman **Sencire Harris** pulled down a career-most eight rebounds.
- Freshman **Jayden Epps** earned his first career start, as Illinois had its first lineup change of the season.

G10 Notes from the 59-74 Loss to Penn State (Dec. 10)

- Illinois had its seven-game home court winning streak snapped.
- Illinois played in front of a second straight sellout crowd of 15,544 at State Farm Center.
- **Matthew Mayer** led the Illini in scoring for the second straight game, totaling 14 points.
- **Sky Clark** scored 11 – his most points vs. a power-5 opponent – and set a career high with seven rebounds.
- Freshman **Ty Rodgers** scored a career-high six points.

Success Against the Best

Illinois defeated No. 2 Texas in the Jimmy V Classic at Madison Square Garden on Dec. 6, fighting back from a 10-point second-half deficit to earn the victory in overtime. It marked Illinois' second top-10 victory this season and its 12th win in its last 17 games versus top-10 opponents, highlighting the job **Brad Underwood** has done rebuilding the Illini program.

Illinois set a single-season school record in 2020-21 with six wins over top-10 foes. The Illini rank second nationally in top-10 wins over the last three+ seasons:

Illinois vs. Top-10 Teams, Coach Underwood Era

1.22/18	at #6 MSU	L	2/7/20	#9 MD	L	3/14/21	vs. #9 OSU	W
2/22/18	at #2 MSU	L	2/18/20	at #9 PSU	W	1/17/22	#4 PUR	L
2/22/18	#9 PUR	L	12/2/20	vs. #2 BAY	L	1/25/22	#10 MSU	W
11/19/18	vs. #3 GONZ	L	12/8/20	at #10 DUKE	W	2/8/22	at #3 PUR	L
1/10/19	#2 MICH	L	1/29/21	#7 IOWA	W	11/18/22	vs. #8 UCLA	W
2/5/19	#9 MSU	W	3/2/21	at #2 MICH	W	12/6/22	vs. #2 TEX	W
12/7/19	at #3 MD	L	3/6/21	at #7 OSU	W			
12/11/19	#5 MICH	W	3/13/21	vs. #5 IOWA	W			

Top-10 Wins Since Start of 2019-20 Season

1. Baylor	12	T5. Kansas	7
2. Illinois	11	T5. Michigan	7
T3. Michigan State	8	T5. Oklahoma State	7
T3. Ohio State	8		

G9 Notes from the 85-78 OT Victory over No. 2 Texas (Dec. 6)

• Illinois recorded its eighth all-time win against an AP top-2 team, and just its second ever away from home. Both of those wins have been in **Brad Underwood's** tenure:

3/2/21 – #4 Illinois 76, #2 Michigan 53 (Ann Arbor, Mich.)

12/6/22 – #17 Illinois 85, #2 Texas 78, OT (New York, N.Y.)

- **Underwood** is now 12-10 against AP Top-10 opponents at Illinois, including 2-0 this season.
- **Underwood** is now 12-5 in his last 17 games against top-10 opponents.
- Illinois improved to 7-5 in overtime games in the **Underwood** era.
- Illinois blocked 12 shots against Texas, its most in a game in 11 years (13 vs. Loyola Chicago, 11/11/11).
- Illinois fought back from a double-digit second-half deficit to claim victory for the second time this season:

vs. No. 8 UCLA	trailed by 15	29-44	18 min. remaining	W, 79-70
vs. No. 2 Texas	trailed by 10	46-56	8 min. remaining	W, 85-78 (OT)
- **Matthew Mayer** scored a season-high 21 points on 8-10 FG – including 5-5 from 3-point range – and had a career-high three blocks.
- **Mayer** came within one of his career-high (22 vs. Norfolk State 3/20/22) and equaled his career high with five triples.
- **Mayer** scored 15 of his 21 in the opening half, going a perfect 6-for-6 from the floor (3-3 from three).
- **Terrence Shannon Jr.** finished with 16 points – 12 coming in overtime – and career-high three steals
- Freshman **Jayden Epps** had 11 points, scoring in double figures for the fourth time in five games.
- **Epps** scored Illinois' last five points of regulation, draining a baseline 3-pointer at :33 to bring UI within two and hitting a pair of free throws at :08 left to force overtime
- **Epps** also hit a runner over Texas defender Marcus Car to put the Illini up three with 1:06 left in OT.
- **Coleman Hawkins** scored nine points, secured a team-high seven rebounds, dished out a team-high four assists, and added three blocks.

2022-23 FIGHTING ILLINI STARTING LINE-UPS

Date	Game	G	G	G	G/F	F	Record*
Nov. 7	Eastern Illinois	Clark	Shannon Jr.	Melendez	Mayer	Hawkins	1-0 (1)
Nov. 11	Kansas City	Clark	Shannon Jr.	Melendez	Mayer	Hawkins	2-0
Nov. 14	Monmouth	Clark	Shannon Jr.	Melendez	Mayer	Hawkins	3-0
Nov. 18	vs. UCLA	Clark	Shannon Jr.	Melendez	Mayer	Hawkins	4-0
Nov. 20	vs. Virginia	Clark	Shannon Jr.	Melendez	Mayer	Hawkins	4-1
Nov. 25	Lindenwood	Clark	Shannon Jr.	Melendez	Mayer	Hawkins	5-1
Nov. 29	Syracuse	Clark	Shannon Jr.	Melendez	Mayer	Hawkins	6-1
Dec. 2	at Maryland	Clark	Shannon Jr.	Melendez	Mayer	Hawkins	6-2
Dec. 6	vs. Texas	Clark	Shannon Jr.	Melendez	Mayer	Hawkins	7-2
Dec. 10	Penn State	Clark	Shannon Jr.	Melendez	Mayer	Hawkins	7-3
Dec. 17	Alabama A&M	Clark	Shannon Jr.	Epps	Mayer	Hawkins	1-0 (2)
Dec. 22	vs. Missouri						
Dec. 29	Bethune-Cookman						
Jan. 4	at Northwestern						
Jan. 7	Wisconsin						
Jan. 10	at Nebraska						
Jan. 13	Michigan State						
Jan. 16	at Minnesota						
Jan. 19	Indiana						
Jan. 24	Ohio State						
Jan. 28	at Wisconsin						
Jan. 31	Nebraska						
Feb. 4	at Iowa						
Feb. 7	Minnesota						
Feb. 11	Rutgers						
Feb. 14	at Penn State						
Feb. 18	at Indiana						
Feb. 23	Northwestern						
Feb. 26	at Ohio State						
March 2	Michigan						
March 5	at Purdue						

* - Running total of Illinois' overall record when this line-up is starting

**2022-23 BIG TEN STANDINGS
(THROUGH DEC. 20)**

	Big Ten	Overall
1. Purdue	2-0	11-0
Wisconsin	2-0	9-2
3. Northwestern	1-0	9-2
Michigan	1-0	7-3
Ohio State	1-0	7-3
6. Indiana	1-1	9-3
Maryland	1-1	8-3
Penn State	1-1	8-3
Michigan State	1-1	7-4
Rutgers	1-1	7-4
11. Iowa	0-1	8-3
12. ILLINOIS	0-2	8-3
Nebraska	0-2	7-6
Minnesota	0-2	5-6

THIS WEEK IN THE BIG TEN

Tuesday, Dec. 20

#14 Indiana def. Elon	96-72	BTN
Nebraska def. Queens	75-65	BIG+
Northwestern def. UIC	92-54	BTN

Wednesday, Dec. 21

Eastern Illinois at Iowa	2:30 p.m.	BIG+
Oakland at Michigan State	5:30 p.m.	BTN
Michigan vs. North Carolina	6 p.m.	ESPN

Maine at #22 Ohio State	7:30 p.m.	BTN
New Orleans at #1 Purdue	8 p.m.	ESPNU

Thursday, Dec. 22

Saint Peter's at #20 Maryland	5:30 p.m.	BTN
Chicago State at Minnesota	6:30 p.m.	ESPNU
Quinnipiac at Penn State	7:30 p.m.	BTN
#18 Illinois vs. Missouri	8 p.m.	SECN

Friday, Dec. 23

Bucknell at Rutgers	4 p.m.	BTN
Kennesaw State at #14 Indiana	6 p.m.	BTN
Grambling at #22 Wisconsin	8 p.m.	BTN

ILLINOIS IN THE BIG TEN RANKINGS 2022-23 – ALL GAMES (THROUGH DEC. 20)

Scoring Offense	4th	78.1 ppg
Scoring Defense	4th	62.1 ppg
Scoring Margin	1st	+16.0 ppg
Field Goal Percentage	5th	.469
Field Goal Percentage Defense	3rd	.384
3-Pt FG Percentage	7th	.344
3-Pt FG Percentage Defense	10th	.316
3-Point Field Goals	2nd	9.4 avg.
Free Throw Percentage	13th	.645
Rebounding Offense	4th	40.0 rpg
Rebounding Defense	4th	32.8 rpg
Offensive Rebounds	4th	12.3 rpg
Defensive Rebounds	5th	27.7 rpg
Rebounding Margin	3rd	+7.2 rpg
Offensive Rebound Percentage	4th	.351
Defensive Rebound Percentage	6th	.733
Turnover Margin	7th	+1.6
Turnovers	14th	15.1 avg.
Opponent Turnovers	2nd	16.7 avg.
Assist/Turnover Ratio	13th	0.96
Assists	6th	14.4 apg
Blocked Shots	1st	6.0 bpg
Steals	3rd	8.3 spg

ILLINI PLAYERS IN THE BIG TEN RANKINGS 2022-23 – ALL GAMES (THROUGH DEC. 20)

Scoring		
3.	Terrence Shannon Jr.	17.8 ppg
Rebounding		
18.	Coleman Hawkins	6.1 rpg
Offensive Rebounding		
11.	Coleman Hawkins	2.1 rpg
12.	Dain Dainja	1.9 rpg
Defensive Rebounding		
N/A		
Field Goal Percentage (min. 5 made/g)		
10.	Terrence Shannon Jr.	.455 (61-134)
3-Point Field Goal Percentage (min. 2.5 made/g)		
N/A		
3-Point Field Goals		
8.	Terrence Shannon Jr.	2.1 avg
Free Throw Percentage (min. 2.5 made/g)		
12.	Terrence Shannon Jr.	.761 (51-67)
Assists		
7.	Coleman Hawkins	4.2 apg
Assist/Turnover Ratio (min. 3 ast/g)		
13.	Coleman Hawkins	1.5 (46:31)
Blocked Shots		
6.	Coleman Hawkins	1.5 bpg
12.	Dain Dainja	1.0 bpg
Steals		
12.	RJ Melendez	1.4 spg
Minutes		
18.	Terrence Shannon Jr.	30.9 mpg

• Freshman **Sencire Harris** provided a spark once again, scoring five points, applying defensive pressure on the ball throughout his 18 minutes, and recording two blocks. Harris was +13 on the night.

G8 Notes from the 71-66 Loss at No. 22 Maryland (Dec. 2)

• Illinois trailed by as many as 12 points on the night, and by 10 in the second half before going on a 12-2 run to tie the game at 57-all with 7:36 remaining.

• Illinois also had the game tied at 62 at the under-4 media timeout.

• Trailing 67-66, Illinois had a shot to take the lead with 46 seconds left, but **Jayden Epps** missed an open 3-point attempt. Maryland's Jahmir Young then hit a three as the shot clock expired with 14 seconds left to put the Terps up four and seal the game.

• Illinois grabbed 13 offensive rebounds, converting those into 17 points.

• **Terrence Shannon Jr.** led the way for the Illini with 19 points. He scored 11 during the second half while playing through a cut above his eye suffered on a moving screen that required four stitches immediately after the game. It was **Shannon's** fourth game with at least 19 points.

• **Coleman Hawkins** registered 16 points and recorded four blocks, tying a career-best mark.

• **RJ Melendez** recorded 13 points, marking his third straight double-digit scoring game. He also grabbed a career-high seven rebounds.

Hawkins Joins Triple-Double Club

There have been five triple-doubles by four different players in Fighting Illini history, three of which have occurred over the last three seasons of the Underwood era.

Coleman Hawkins recorded the first one by a 6-foot, 10-inch point-center, carving up the Syracuse zone on Nov. 29 with 15 points, 10 rebounds, and a career-high 10 assists to join the distinguished lists of Illini with triple-doubles:

Nov. 29, 2022	Coleman Hawkins	15 pts, 10 reb, 10 ast	vs. Syracuse
Feb. 20, 2021	Ayo Dosunmu	19 pts, 10 reb, 10 ast	at Minnesota
Feb. 6, 2021	Ayo Dosunmu	21 pts, 12 reb, 12 ast	vs. Wisconsin
Jan. 13, 2001	Sergio McClain	10 pts, 11 reb, 11 ast	vs. Michigan
Feb. 1, 1979	Mark Smith	18 pts, 13 reb, 10 ast	vs. Minnesota

Underwood Hits Century Mark at Illinois

A blowout win over Syracuse in the ACC/Big Ten Challenge marked the 100th victory at Illinois for head coach **Brad Underwood**. He is just the sixth coach in program history in the 100-win club:

Coach	Wins	Years	First-Last
Lou Henson	423	21	1976-1996
Harry Combes	316	20	1948-1967
Bruce Weber	210	9	2004-2012
Doug Mills	151	11	1937-1947
J. Craig Ruby	148	14	1923-36
Brad Underwood	102	6	2018-

Shannon Jr.'s B1G Week

Terrence Shannon Jr. was selected Big Ten Player of the Week for his performance the week of Nov. 14-20. He earned the award after averaging 22.7 points, 7.3 rebounds and 4.3 assists while shooting 59.5% from the field and 56.5% from three. He had career and school-record performances while leading the No. 16 Fighting Illini to a 2-1 record on the week, including a top-10 victory.

Shannon began the week by setting a new career scoring high with 30 points in just 23 minutes in the blowout win over Monmouth, adding eight rebounds and four assists.

He then had arguably the signature performance of the early college basketball season, pouring in 29 points while tying the school record with eight 3-pointers in Illinois' comeback from 15 points down to defeat No. 8 UCLA in Las Vegas.

Shannon was on fire throughout the night, going 8-of-9 from downtown to become the sixth player in Illini history with eight made threes in a game. He also tallied his third career double-double – and first as an Illini – collecting a game-high 10 rebounds vs. UCLA to go with his 29 points.

According to @ESPNStatsInfo, Shannon is one of only two players in the last 25 seasons to have 25 points, 10 rebounds and eight threes in a top-25 match-up (Trae Young vs. TCU in 2018). He also reached a scoring milestone, recording his 1,000th career point on a 3-pointer with 14:46 left in the game.

Shannon finished the week by tying his career high with six assists and scoring nine points in the loss to No. 16 Virginia in the championship game of the Continental Tire Main Event.

Wooden Award Watch List the Latest Preseason Accolade for Shannon Jr.

Terrence Shannon Jr. is one of 50 players on the Wooden Award Preseason Watch List. This is the fourth preseason honor for the Illini senior, who previously was named one of 50 players on the Naismith Trophy Preseason Watch List, selected one of 20 watch-list members for the Jerry West Shooting Guard of the Year Award, and voted to the 10-player Preseason All-Big Ten Team.

A new addition to the UI roster this season, Shannon averaged 10.4 points, 2.6 rebounds and 2.0 assists last season at Texas Tech. He shot 45.5% from the field and 38.4% from 3-point range while helping the Red Raiders to an NCAA Sweet 16 appearance.

Illini Sign Another Top-20 Class

Illinois signed four-star recruits **Amani Hansberry** (6-9 F, Silver Spring, Md./Mount Saint Joseph H.S.) and **Dravyn Gibbs-Lawhorn** (6-2 G, Lafayette, Ind./IMG Academy) and three-star standout **Zacharie Perrin** (6-10 F, Grandfontaine, France/Sunrise Christian Academy) to national letters of intent during the early signing period, giving Illinois another top-20 ranked recruiting class in the Underwood era. The 3-player class is ranked No. 19 by 247Sports.

Ubben Upgrade

Illinois recently moved back into the Ubben Basketball Complex following a \$40 million renovation and expansion of the practice facility. The project added approximately 40,000 square feet to the existing structure, while remodeling large portions of the existing building. Two new half courts were added to both the men's and women's previous gym space, giving the programs additional areas to work on development while not disrupting full-court action. The project featured a new strength and conditioning addition, a state-of-the-art sports medicine area, and expanded locker rooms and players lounges. New coaches' office spaces and a grand entry lobby also were included in the project.

Illini Season Outlook

Illinois is the winningest program in the Big Ten over the last three seasons and one of the nation's most successful programs as well. The accolades are plentiful: 2021 Big Ten wins leader, Big Ten Tournament Champion and NCAA Tournament No. 1 seed, 2022 Big Ten Champion, three straight top-25 finishes and 20-plus win seasons, and consecutive NCAA Round of 32 appearances.

After orchestrating one of most impressive program rebuilds in the country, what's next for Coach Brad Underwood? He enters his sixth season in charge of the Fighting Illini with a unique situation on his hands. After returning the bulk of its roster the last few seasons, the 2022-23 Illini will have an entirely different look, and perhaps a new style as well.

At first glance, the Illini bring back less than 17% of the minutes from 2021-22, returning just 14% of the points and 20% of the minutes from last season's 23-10 squad that went 15-5 in Big Ten play to win the school's first regular season title in 17 years.

But several rotation players from that team are back and poised for breakout years, and they will be joined by accomplished Big 12 transfers as well as a national top-10 recruiting class. The solid blend of youth and experience will give Illinois the opportunity to contend once again in the rugged Big Ten conference.

Returning for the Illini

- Junior **Coleman Hawkins** is Illinois' top returning scorer and rebounder. The versatile forward averaged 5.9 points last season and was the team's third-leading rebounder at 4.3 rpg. Hawkins plays the four and stretch-five and can guard multiple positions.

He had key defensive performances in several Illini wins, including a blocked shot in the closing seconds to preserve the NCAA Tournament victory over Chattanooga. As one of the most experienced players on the roster, leadership from Hawkins will be paramount for this young team.

- **RJ Melendez** and **Luke Goode** had promising freshman campaigns and have been working hard in the offseason to take their game to the next level.

- **Melendez** averaged 3.8 points last year but came on strong midway through conference play, averaging 10.7 points during a three-game stretch in February. He also finished strong, scoring nine points off the bench in the rally against Houston in the NCAA second round. Melendez shot 57% from the field and knocked down 9-of-15 threes (60%).

- **Goode** is the unquestioned leader when it comes to 3-point shooting on the current roster. He can get hot in practice and showed that in multiple games as a freshman while playing spot minutes. Goode made multiple threes in five games, led by 3-of-4 from downtown in the home win over No. 10 Michigan State. He also closed with a pair of treys and season-high tying five rebounds against Houston in the Round of 32.

Goode is currently sidelined, however, after suffering a bone fracture in his left foot Oct. 22 and undergoing surgery.

- Another returning player is junior center **Brandon Lieb**. He played in the shadow of Kofi Cockburn for two years, building resolve while facing the All-American every day at practice. Lieb is battle tested from that routine, and looks to give the Illini additional help in the post.

Transfer Impact

The Illini coaching staff went to the transfer portal in the spring to replenish some of the lost production from its roster turnover, and they brought in a pair of productive players from the Big 12.

- **Matthew Mayer** played four years at Baylor, where the Bears won the 2021 NCAA title. He is coming off his best season, averaging 9.8 points and 5.0 rebounds while helping Baylor earn a second consecutive NCAA No. 1 seed and

CURRENT ILLINOIS STREAKS	
All Games	1 W
At State Farm Center	1 W
On the Road	1 L
At Neutral Sites	1 W
Big Ten	2 L
Big Ten (Home)	1 L
Big Ten (Road)	1 L
Big Ten (Neutral)	1 L
Ranked Opponents	1 W
Ranked Opponents (Home)	1 W
Ranked Opponents (Road)	1 L
Ranked Opponents (Neutral)	1 W
Ranked Big Ten Opponents	1 L
Ranked Big Ten Opponents (Home)	1 W
Ranked Big Ten Opponents (Road)	1 L
Ranked Big Ten Opponents (Neutral)	2 W
Non-Conference (Home)	7 W
Non-Conference (Road)	2 L
Non-Conference (Neutral)	1 W

THE LAST TIME

AN ILLINOIS PLAYER HAD

40+ points	Malcolm Hill (40) vs. Northern Kentucky, 11/13/16
35-39 points	Kofi Cockburn (37) Wisconsin, 2/2/22
30-34 points	Terrence Shannon Jr. (30) Monmouth, 11/14/22
25-29 points	Terrence Shannon Jr. (29) vs. UCLA, 11/18/22
20-24 points	Matthew Mayer (21) vs. Alabama A&M, 12/17/22
2, 20+ scorers	Shannon Jr. (30) & Epps (21) Monmouth, 11/14/22
2, 30+ pt. scorers	Cockburn (38) & Plummer (30) UT Rio Grande Valley, 11/26/21
20+ rebounds	Nick Weatherspoon (22) DePauw, 12/2/72
15-19 rebounds	Dain Dainja (15) Kansas City, 11/11/22
10-14 rebounds	Coleman Hawkins (10) vs. Syracuse, 11/29/22
20+ pts & 20+ reb	Nick Weatherspoon (37 pts, 22 reb) DePauw, 12/2/72
20+ pts & 10+ reb	Terrence Shannon Jr. (29 pts, 10 reb) vs. UCLA, 11/18/22
Double-Double	Coleman Hawkins (15 p, 10 r, 10 a) vs. Syracuse, 11/29/22
15+ assists	Demetri McCamey (16) at Purdue, 2/20/10
10-14 assists	Coleman Hawkins (10) vs. Syracuse, 11/29/22
Triple-Double	Coleman Hawkins (15 p, 10 r, 10 a) vs. Syracuse, 11/29/22
6+ 3-pointers	Terrence Shannon Jr. (8) vs. UCLA, 11/18/22
7+ steals	Kendall Gill (7), Iowa, 3/4/90
6 steals	Trent Frazier at Minnesota, 2/20/21
5+ blocks	Dain Dainja (5), Kansas City, 11/11/22

AN ILLINOIS TEAM HAD

100+ points	103, Monmouth, 11/14/22
under 50 points	43, Wisconsin, 1/31/17
50+ rebounds	53, Eastern Illinois, 11/7/22
25+ off. reb.	27, Longwood, 12/13/17
20+ off. reb.	20, Eastern Illinois, 11/7/22
overtime	W 85-78 (OT), vs. Texas, 12/6/22

AN OPPOSING PLAYER HAD

40+ points	Carsen Edwards (40) Purdue, 2/22/18
35-39 points	Keita Bates-Diop (35) Ohio State, 2/4/18
30-34 points	Malaki Branham (31) Ohio State, 2/24/22
25-29 points	DeVante' Jones (25) Michigan, 2/27/22
20-24 points	Jalen Pickett (20) & Andrew Funk (20) Penn State, 12/10/22
20+ rebounds	Joe Franklin (23) Wisconsin, 12/19/66
15-19 rebounds	Jesse Edwards (17) Syracuse, 11/29/22
10-14 rebounds	Olisa Blaise Akonobi (12) Alabama A&M, 12/17/22
15+ assists	never, Quinn Buckner (14) Indiana, 2/18/74
10-14 assists	DeVante' Jones (10) Michigan, 2/27/22
7+ steals	Delfinco Bogan (7) UT Martin, 11/12/17
5+ blocks	Olisa Blaise Akonobi (6) Alabama A&M, 12/17/22

AN OPPOSING TEAM HAD

100+ points	104, Iowa, 1/11/18
under 50 points	47, Alabama A&M, 12/17/22
under 40 points	38, Chicago State, 11/26/20
50+ rebounds	50, Nebraska, 2/2/19
20+ off. reb.	20, The Citadel, 11/20/19

Big 12 title. After graduating from Baylor and joining the Illini as a 'super senior' Mayer's talent and experience will give the Illini a different look at the forward spot this season.

- Senior **Terrence Shannon Jr.** has also transferred in, returning to his home state after three years at Texas Tech where he totaled 915 points and averaged double figures in scoring each of the last two seasons. The Chicago native excels in the open court and has improved his 3-point shooting every year of his career. He also is a strong defender and is known for his work ethic, rising at sunrise nearly every morning for additional shooting to complement his daily workout and practice schedule.

- Illinois' first foray into the transfer portal landed **Dain Dainja** at the semester break. The forward left Baylor after just three games following a redshirt season. He practiced with the Illini throughout the spring, benefiting from going up against Kofi Cockburn daily. Dainja went through a rigorous workout and training program with strength coach Adam Fletcher, transforming his body over the last nine months. Dainja plays in the post and also has guard-like skills with his ball handling and passing ability.

Talented Freshmen

Illinois has once again signed a talented recruiting class, in what has seemingly become the norm for Underwood and his assistant coaches. The Illini welcome four freshmen this season who were all four-star, top-100 recruits.

- **Sky Clark** is the most heralded addition, with the Los Angeles point guard ranked in the 30s by nearly every service. Clark tore his ACL prior to his senior year of high school and had an abbreviated season at Florida's Montverde Academy. He was still selected to the Jordan Brand Classic. Clark has worked hard since arriving in Champaign in May to return to 100% form. He is a scorer, playmaker, and reliable shooter from 3-point range.

- **Ty Rodgers** is a tenacious competitor and stat sheet stuffer, impacting the game in every area. The Saginaw, Michigan native attended Thornton Township High School in Illinois as a senior, earning first-team All-State honors. He also had an outstanding summer, winning a gold medal with USA Basketball at the FIBA U18 Americas Championship. Prior to Thornton, Rodgers won a Michigan state championship at Grand Blanc High School, the program's first-ever state title.

- **Jayden Epps** is a combo guard who is a proven scorer. He had scoring outbursts on both the AAU circuit and the high school and prep levels, highlighted by a 39-point performance vs. Overtime Elite. He is a two-time state champion, winning a title in 2020 in Virginia and in 2022 in North Carolina. Epps put Combine Academy on his back en route to the Hoop State title, scoring the game winner at the buzzer.

- Not to be outdone, **Sencire Harris** also is a two-time state champion, winning back-to-back titles with St. Vincent-St. Mary in Ohio. The Cleveland.com player of the year and All-Ohio Co-Player of the Year as a senior, Harris is an explosive athlete and with his competitive desire will be counted on to impact the game defensively.

Tough Slate

Coach Underwood has scheduled high-profile non-conference games every year to prepare for Big Ten play, and this season will again feature a number of difficult tests. The Illini are in the premier four-team tournament in the country this year, the Continental Tire Main Event in Las Vegas. Illinois also will go to Madison Square Garden for the Jimmy V Classic, play in the annual Braggin' Rights in St. Louis, and host an ACC/Big Ten Challenge game. Those power-five opportunities include three in the top 12 of the current kenpom rankings:

UCLA, 4 – Continental Tire Main Event
Texas, 6 – Jimmy V Classic
Virginia, 12 – Continental Tire Main Event
Missouri, 60 – McBride Homes Braggin' Rights
Syracuse, 81 – ACC/Big Ten Challenge

Reigning Champs

Illinois won the 2022 Big Ten championship, going 15-5 in league play to share the regular season title with Wisconsin. Illinois earned the No. 1 seed in the Big Ten Tournament by virtue of an 80-67 victory over Wisconsin in Champaign in the only meeting between the teams.

It marked the 18th Big Ten title in Illinois history, and the UI's first since 2005:

1915	1935	1943	1952	1998	2004
1917	1937	1949	1963	2001	2005
1924	1942	1951	1984	2002	2022

This was nearly a back-to-back regular season title run after Illinois led the Big Ten in wins in 2021 while playing the full league schedule. But the Illini were declared runner-up that year after an unbalanced schedule resulted in a .024 win percentage differential (Michigan 14-3, .824 vs. Illinois 16-4, .800, with Illinois defeating Michigan 76-53 in Ann Arbor in their only meeting).

Illinois' 15 Big Ten wins last year tied the second-most in program history behind 16 conference wins the previous season. The Illini also won 15 Big Ten games in 1984 and 2005.

Underwood's Big Run in the B1G

Illinois' performance in conference play during the Brad Underwood era has reached historic level of success. The Illini's 44 Big Ten wins since 2020 is the most in program history over a three-year stretch:

1.	44	Brad Underwood	2020 (13), 2021 (16), 2022 (14)
2.	39	Bruce Weber	2004 (13), 2005 (15), 2006 (11)
	39	Bill Self/Bruce Weber	2003 (11), 2004 (13), 2005 (15)
	39	Lou Henson	1987 (13), 1988 (12), 1989 (14)
	39	Harry Combes	1951 (13), 1952 (12), 1953 (14)

The run also ranks among the winningest 3-year stretches of any Big Ten program in conference play:

1.	48	Indiana	1974 (12), 1975 (18), 1976 (18)
2.	47	Indiana	1975 (18), 1976 (18), 1977 (11)
3.	46	Michigan State	2018 (16), 2019 (16), 2020 (14)
	46	Indiana	1991 (15), 1992 (14), 1993 (17)
5.	45	Purdue	2017 (14), 2018 (15), 2019 (16)
6.	44	Illinois	2020 (13), 2021 (16), 2022 (15)
	44	Purdue	1994 (14), 1995 (15), 1996 (15)

Illinois has achieved three straight 13+ win Big Ten seasons for the first time in program history.

Underwood now owns Illinois' two all-time winningest Big Ten seasons, and three of the top seven:

1.	16	2021	Brad Underwood	7.	13	2020	Brad Underwood
2.	15	2022	Brad Underwood		13	2004	Bruce Weber
	15	2005	Bruce Weber		13	2001	Bill Self
	15	1984	Lou Henson		13	1998	Lon Kruger
5.	14	1989	Lou Henson		13	1987	Lou Henson
	14	1953	Harry Combes		13	1951	Harry Combes
					13	1942	Doug Mills

Building a Winner

Coach Underwood came to Champaign to recapture the Illinois Basketball program's historical success. The transformation happened in a relatively short amount of time.

In his third season in 2019-20, the Illini finished one-game back of the league title, going 13-7 to place fourth and earn a bye to the Big Ten Tournament quarterfinals for the first time since 2011.

Underwood's fourth Illini squad in 2020-21 led the league with 16 Big Ten wins and followed that by capturing Illinois' first Big Ten Tournament title in 16 years.

Illinois went 15-5 in conference play in Underwood's fifth season to win the program's first Big Ten regular season championship since 2005.

Illinois owns the top winning percentage and the most victories over the last three Big Ten seasons, a significant achievement during a span when the league has reached unprecedented competitiveness top-to-bottom:

<u>Big Ten Wins (2020, '21 & '22)</u>			<u>Big Ten Win Percentage (2020, '21 & '22)</u>		
1.	Illinois	44	1.	Illinois	.733 (44-16)
2.	Wisconsin	39	2.	Wisconsin	.650 (39-21)
3.	Iowa	37	3.	Iowa	.617 (37-23)
4.	Purdue	36	4.	Michigan	.614 (35-22)
5.	Michigan	35	5.	Purdue	.610 (36-23)
	Ohio State	35			

Accomplished Ayo

Former Fighting Illini star **Ayo Dosunmu** is enjoying a terrific start to his pro career in his hometown of Chicago. He is the Bulls starting point guard at the outset of his second season, after earning NBA second-team All-Rookie honors in 2022.

Dosunmu averaged 20.1 points, 6.3 rebounds and 5.3 assists during his final season at Illinois, becoming the first NCAA player since 2010 and just the second Big Ten player since 1993 to average at least 20 points, six rebounds and five assists. He accumulated the most impressive single-season list of accolades ever by an Illini player, highlighted by USA Today National Player of the Year, Bob Cousy Point Guard of the Year, and consensus first-team All-American.

Dosunmu was selected by the Bulls with the No. 38 overall pick in the second round of the 2021 NBA Draft. He returned to campus last season to raise his banner to the State Farm Center rafters, joining the Fighting Illini Honored Jerseys program.

ILLINI WINS IN BRAGGIN' RIGHTS

• 1980 – Illinois 84, #14 Missouri 62

Illinois posted a 22-point victory over Missouri in the first year of the now annual event in St. Louis. Eddie Johnson and Craig Tucker led the way with 20 points apiece as the Illini defeated the 14th-ranked Tigers. Illinois led by five at halftime, but outscored Mizzou 43-26 in the second half.

• 1983 – #20 Illinois 66, Missouri 60

No. 20 Illinois shot nearly 56 percent for the game to reclaim the trophy from Missouri with a 66-60 victory. Efre Winters tallied 20 points and eight rebounds while George Montgomery added 15 points, nine boards and five assists. Illinois led 60-58 with 19 seconds left when Bruce Douglas made a pair of free throws for a four-point lead. Doug Altenberger then drew a charge with :12 remaining to give the Illini the ball back and seal the victory. This began a string of eight consecutive Braggins' Rights wins for the Illini.

• 1984 – #7 Illinois 65, Missouri 50

7th-ranked Illinois jumped out early and never looked back in securing a 15-point victory. The Illini led 38-19 at halftime. Four Illini scored in double figures with Anthony Welch and Bruce Douglas scoring 12 points each and George Montgomery and Doug Altenberger adding 10 apiece.

• 1985 – #15 Illinois 67, Missouri 55

Ken "Snake" Norman notched the first Illini double-double of the Braggins' Rights series with 22 points and 10 rebounds as No. 15 Illinois won its third in a row over Missouri. Norman made 8-of-10 field goals and added six free throws en route to his 22 points while Anthony Welch contributed 16 points and eight rebounds.

• 1986 – #9 Illinois 92, Missouri 74

The ninth-ranked Illini recorded its fourth win in row over Missouri, 92-74. The 18-point margin stands as the second largest margin of victory for the Illini in the Braggins' Rights series. Ken Norman had another double-double with 24 points and a game-high 12 rebounds. Tony Wysinger also came up big with 18 points and seven assists. Illinois scored the final eight points of the first half to take a 41-30 lead into halftime and never looked back.

• 1987 – Illinois 75, #17 Missouri 63

The Illini shot 50 percent from the game, scoring 31 baskets – all 2-pointers – and outrebounded Missouri 46-33 to post its fifth straight win in the series over the 17th-ranked Tigers. Nick Anderson came off the bench to record a double-double with game-highs of 18 points and 11 rebounds while running-mate Kenny Battle chipped in 15 points and eight boards. Kendall Gill put an exclamation point on the win with a thunderous dunk in traffic with 2:49 left.

• 1988 – #5 Illinois 87, #10 Missouri 84

No. 5 Illinois extended the Braggins' Rights streak to six in a row with a furious come-from-behind win over No. 10 Missouri. The "Flyin' Illini" found themselves down by 18 points late in the first half. They then stormed back, and a 3-pointer by Marcus Liberty gave Illinois its first lead of the game at 54-52 with 11:15 remaining. The Illini took a four-point lead on a 3-point play by Kenny Battle with 2:25 remaining. But Mizzou then took an 84-83 lead on a dunk by Doug Smith with one minute to go. Kenny Battle made two crucial free throws with 26 seconds left to give Illinois an 85-84 lead. Mizzou turned it over on its next possession and Larry Smith's lay-up with four seconds left wrapped up the win. Battle scored 19 of his game-high 28 points in the second half, while Lowell Hamilton added 21 points for the Illini.

• 1989 – #5 Illinois 101, #4 Missouri 93

The 1989 game featured both teams ranked in the Top-5 nationally, with the fifth-ranked Illini defeating No. 4 Missouri 101-93, marking Illinois' seventh win in a row over the Tigers. The Illini shot 53 percent from the field and had five players net double figures, led by 26 points from Marcus Liberty on 8-of-12 shooting. Kendall Gill scored 25 points and Andy Kaufmann added 16. Guard Stephen Bardo recorded a double-double with 10 points and a game-high 12 rebounds. The Illini also got a big lift from center Ervin Small, who came off the bench to score 13 points and record six steals.

• 1990 – Illinois 84, Missouri 81

The 1990 Braggins' Rights game became a shootout between Illinois' Andy Kaufmann and Missouri's Doug Smith. And Kaufmann got the upper hand in leading Illinois' "Young Guns" to its eighth straight win in the series, 84-81. Kaufmann scored a series-record 33 points for the Illini, making 11-of-23 shots. Twenty-one of his 33 points came from behind the arc, as Kaufmann nailed 7-of-14 three-pointers. While Kaufmann was the Illini star, Deon Thomas was just as important, scoring 23 points with eight rebounds and four blocks. The game was back-and-forth throughout the second half. Illinois went ahead 79-73 on a Larry Smith

breakaway with 2:28 left. Missouri cut it to two with under 30 seconds to play on a 3-pointer, but Tom Michael made one free throw with :15 left to make it a 3-point game. Missouri missed a pair of potential game-tying 3-pointers in the final 10 seconds.

• 1995 – #14 Illinois 96, #15 Missouri 85 (OT)

No. 14 Illinois improved to 8-0 on the season, defeating No. 15 Missouri in overtime in Lou Henson's final Braggins' Rights game. The UI win snapped a four-year Missouri winning streak. Six of the nine Illini players who entered the game scored in double figures, led by Kiwane Garris' 23 points. Garris shot just 4-of-17 from the field, but connected on 15-of-16 free throws. The Illini were up by as many as 10 in the second half before Missouri came back. The game was tied at 75-all when MU's Corey Tate missed a pair of free throws with :37 left. Garris then had his potential game-winning layup blocked by Julian Winfield, forcing OT. Jerry Hester became the Illini spark, hitting a pair of 3-pointers and putting the finishing touches on the win with a dunk at the end as Illinois outscored Mizzou 21-10 in the overtime period.

• 1996 – Illinois 85, Missouri 69

Defense was the difference as Illinois rolled to an 85-69 win in Lon Kruger's first Braggins' Rights game. The Illini used an aggressive, fullcourt press to grab 12 steals and help force Missouri into 27 turnovers on the night. Kiwane Garris was one of four Illini in double figures, scoring 15 to go along with 14 points apiece from Chris Gandy and Bryant Ntoree.

• 2000 – #5 Illinois 86, Missouri 81 (OT)

Fifth-ranked Illinois ended its three-year losing streak to Missouri by defeating the Tigers 86-81 in overtime in Bill Self's first Braggins' Rights game. Brian Cook scored a game-high 25 points, 23 of which came in the first half, and was one of four Illini to finish in double figures. Frank Williams scored 14 of his 18 points in the second half and overtime. Williams twice tied the game in the final 1:30 on consecutive baskets, the second forcing overtime. His 3-point play with two minutes left in overtime gave the Illini a seven-point advantage and secured the win.

• 2001 – #9 Illinois 72, #8 Missouri 61

Anticipation for the 2001 Braggins' Rights game was at an all-time high, with both teams ranked in the Top-10 nationally. Illinois shot 50 percent for the game and held Mizzou to just 36 percent shooting, including 26 percent from 3-point range. Frank Williams scored 16 of his 22 points in the second half, which included a stretch of four straight field goals, to lead the Illini to victory. Illinois made 8-of-10 free throws in the final 1:08 to secure the win.

• 2002 – #12 Illinois 85, #11 Missouri 70

In the most recent Braggins' Rights meeting of undefeated teams, No. 12 Illinois remained unbeaten on the year with an 85-70 win over No. 11 Missouri, making it three in a row over the Tigers. Dee Brown scored a game-high 21 points and had seven assists, while Brian Cook added 17 points, nine rebounds and five assists. The Illini shot 45 percent, held Missouri to 37.7 percent shooting, and outrebounded the Tigers 42-32.

• 2003 – #21 Illinois 71, #11 Missouri 70

Illinois was able to record its fourth consecutive Braggins' Rights win, despite not having Deron Williams in the lineup (broken jaw). Dee Brown scored 18 points and had six assists and six rebounds, while James Augustine added a double-double with 14 points and 10 rebounds. Illinois never trailed in the game after a red-hot start, leading by as many as 21 points in the first half. But Missouri chipped away in the second half, tying it at 67-all with 1:30 left on a 3-pointer by Travon Bryant. Nick Smith then fed Augustine for a go-ahead lay-up with :57 left. Smith stole a pass on the ensuing possession to give the Illini the ball back. After missing two free throws, Dee Brown got his own rebound and this time made a pair of free throws with :18 left to make it a four-point game. A 3-pointer by Missouri's Jimmy McKinney with four-tenths of a second left made the final margin one point.

• 2004 – #1 Illinois 70, Missouri 64

Top-ranked Illinois kept its perfect start in tact, improving to 11-0 with its fifth consecutive Braggins' Rights win over Missouri. The Illini led by 15 points at halftime before Mizzou made a comeback, cutting the UI lead to as few as four points. But Illinois made 11-of-12 from the free throw line down the stretch to win by six in its first game of the season decided by single digits. Luther Head scored 20 points and Deron Williams added 19 points and five assists to lead the Illini.

• 2005 – #6 Illinois 82, Missouri 50

Sixth-ranked Illinois improved to 12-0 on the year with a dominating 82-50 win over Missouri, the Illini's sixth straight victory over the Tigers. The 32-point margin of vic-

tory marked the largest for either team in the history of the Braggins' Rights series. Illinois' seniors led the way as Dee Brown scored a game-high 17 points with seven assists and two steals while James Augustine added 12 points, eight rebounds, three assists and three steals.

• 2006 – Illinois 73, Missouri 70

Illinois captured its seventh straight Braggins' Rights game, grabbing a three-point victory in a game that featured six ties and 10 lead changes. Shaun Pruitt was one of four Illini in double figures, scoring 19 points to go along with a game-high nine rebounds. Jamar Smith came off the bench to score 17 while Warren Carter had 12 and Brian Randle added with 10.

• 2007 – Illinois 59, Missouri 58

Illinois recorded its eighth-consecutive victory over Missouri, defeating the Tigers 59-58 on a game-winning offensive rebound basket by Shaun Pruitt with 35 seconds left. Pruitt led the Illini with 14 points and eight rebounds while Trent Meacham had 13 points, five rebounds and a game-high five assists and Brian Randle added 11 points and eight boards.

• 2008 – Illinois 75, #25 Missouri 59

Illinois brought home the Braggins' Rights trophy for a school- and series-record ninth straight year, defeating Missouri by 16 points. Illinois jumped out to a double-digit lead nine minutes into the game, led 40-22 at halftime, and enjoyed a 64-40 advantage with six minutes remaining. Trent Meacham had a game-high 23 points while Demetri McCamey scored 20, including 18 in the first half.

• 2013 – Illinois 65, #23 Missouri 64

Illinois snapped Missouri's four-year Braggins' Rights winning streak with a thrilling one-point victory in a game that featured 15 lead changes and six ties. The lead changed hands five times alone during the last four minutes, with the Illini winning it on a pair of Tracy Abrams free throws with 4.6 seconds left. Abrams led the Illini with 22 points and six rebounds while Rayvonte Rice added 14 points.

• 2014 – Illinois 62, Missouri 59

Illinois came out on top for the second straight year in a tightly contested Braggins' Rights game, winning it on Rayvonte Rice's step back, fade away 3-pointer as time expired, the first buzzer beater in the history of the series. In a game where the margin never extended beyond two possessions, Rice came up big during crunch time, scoring 11 of Illinois' last 17 points over the final nine minutes. Rice led the Illini with a game-high 19 points and seven rebounds. Ahmad Starks added 13 points and Malcolm Hill also recorded double digits with 10.

• 2015 – Illinois 68, Missouri 63

Illinois won its third straight in the series, holding off a late Missouri rally. After the Illini dominated the first half and grew its lead to as many as 20 points, Mizzou fought back late in the contest, pulling to within five points. That's when Michael Finke hit a big 3-pointer from the corner to put Illinois ahead 60-52, and the Illini made 8-of-10 free throws in the final 40 seconds to seal the win. Malcolm Hill scored a game-high 21 points to go along with five rebounds, three assists and two steals. Kendrick Nunn had 19 points and 11 rebounds and Michael Finke tallied 16 points.

• 2016 – Illinois 75, Missouri 66

Illinois led from start to finish for its fourth-straight Braggins' Rights win. Illinois shot 49 percent from the field, made 7-of-17 three-pointers (41.2 percent), and won the battle on the glass, 38-29. St. Louis area product Malcolm Hill (Belleville, Ill.) scored a game-high 21 points and Maverick Morgan recorded a double-double with a season-high 19 points and career-high 11 boards.

• 2017 – Illinois 70, Missouri 64

Illinois claimed the Braggins' Rights trophy for the fifth year in a row. The Illini dominated the first half, opening up a 42-22 lead over the first 20 minutes. Mizzou got within seven late in the game, but freshman Trent Frazier scored the Illini's last seven points to close out the victory. Frazier led the Illini with 22 points while Leron Black had 20 points and seven rebounds.

• 2021 – Illinois 88, Missouri 63

Illinois had one of its most dominant performances in series history, leading by as many as 37 before recording a 25-point win to snap a three-game skid against the Tigers. The Illini shot 57% for the game, including 48% from behind the arc with 12 three-pointers, setting team highs in the Braggins' Rights in all three categories. Kofi Cockburn had a game-high 25 points with 14 rebounds, the most boards by an Illini in the series. Alfonso Plummer added 22 points.

TOP ILLINI PERFORMERS IN BRAGGIN' RIGHTS

Eddie Johnson — Scored game-high 20 points and had seven rebounds in his lone Braggin' Rights game in 1980, an Illini victory.

Craig Tucker — Totaled 43 points (21.5 avg.) in two Braggin' Rights games, with game-high 20 points in 1980 and team-high 23 points in 1981.

Efrem Winters — Had game-high 20 points and eight rebounds in 1983, and nine points and game-high nine boards in 1984. Averaged 10.4 points and 6.3 rebounds in three Braggin' Rights games, all Illini victories.

Ken Norman — Had back-to-back double-doubles with game-highs of 22 points on 8-of-10 shooting and 10 rebounds in 1985, and team-high 24 points with game-high 12 rebounds in 1986. Averaged 16 points and 7.3 rebounds in three Braggin' Rights games, all UI wins.

Kenny Battle — Had 15 points, eight rebounds and two steals in 1987 and game-high 28 points with six rebounds and game-high four steals in 1988. Averaged 21.5 points, seven rebounds and three steals in two Braggin' Rights wins.

Nick Anderson — Had double-double with game-highs of 18 points and 11 rebounds in 1987, and had eight points and game-high 10 rebounds in 1988. Averaged 13 points and 10.5 rebounds in two Braggin' Rights wins.

Andy Kaufmann — Scored 68 points in three Braggin' Rights games. Average of 22.7 ppg is the best by an Illini player in the series. Scored 16 points in 1989. Had game-high 33 points in 1990, making 7-of-14 3-pointers, highs by a UI player. Also had eight rebounds, game-high seven assists and two steals to go along with his 33-point effort in 1990, which is arguably the finest performance by an Illini player in the Braggin' Rights series. Had game-high 19 points in 1992.

Kendall Gill — Scored in double figures in three of four Braggin' Rights games, all UI wins, with 10 points in 1987, 11 points in 1988 and 25 points in 1989. Totaled 54 points in four games, an average of 13.5 ppg.

Marcus Liberty — Totaled 35 points in two games (17.5 average), both Illini wins. Had nine points off the bench in 1988 and scored a game-high 26 points on 8-12 shooting with nine rebounds in 1989.

Deon Thomas — Illinois' all-time leading rebounder in the Braggin' Rights series with 37 rebounds. Averaged 17.8 points (71 total) and 9.3 rebounds per game for the series, scoring in double figures all four years. Had 23 points, eight rebounds and four blocks in 1990, double-double of 12 points and a game-high 10 rebounds in 1991, another double-double with 17 points and game-high 11 rebounds in 1992, and 19 points and eight rebounds in 1993.

Kiwane Garris — Illinois' all-time leading scorer in the Braggin' Rights series with 79 points. Averaged 19.8 points, 5.3 rebounds and 6.8 assists in four games. Scored game-high 31 points with seven rebounds and six assists in 1993. Had 23 points with eight rebounds and eight assists in 1995, and had 15 points with nine assists in 1996. His nine assists in '96 are the most by a UI player in the series.

Richard Keene — Totaled 52 points in four Braggin' Rights games, an average of 13 ppg. Scored in double figures in three of four games. Best game came as a senior in 1995 when he had 14 points, seven rebounds, seven assists and two steals.

Cory Bradford — Scored 51 points in four Braggin' Rights games, averaging 12.8 ppg. Had a game-high 17 points in 1998, and led the Illini with 19 points in 1999.

Frank Williams — Scored 51 points in three Braggin' Rights games, an average of 17.0 points. Reached double figures all three years, with 11 points in 1999, 18 points and game-high five assists in 2000, and game-high 22 points with four assists and three steals in 2001. Illini won two of the three games he played in.

Brian Cook — Averaged 14.8 points and 7.3 rebounds in the Braggin' Rights series. Had a double-double with a game-high 25 points and 11 rebounds in 2000, 12 points with eight rebounds in 2001, and 17 points with a game-high nine rebounds in 2002. Three of the four games he played in were Illini wins.

Luther Head — Totaled 47 points in four Braggin' Rights games (11.8 avg.), all UI victories. Had 10 points off the bench in 2002, and led Illini with team-high 20 points in 2004, along with seven rebounds and four steals.

Deron Williams — Averaged 13.5 points in pair of Illini wins in 2002 and 2004 (did not play due to broken jaw in 2003). Had 19 points and five assists in 2004.

Dee Brown — Scored 67 points (16.8 average) and averaged 6.3 assists in four Braggin' Rights games, all Illini victories. Scored a game-high 21 points with seven assists in 2002, had 18 points with six assists and six rebounds in 2003, had 11 points, five assists and three steals in 2004, and capped off his run with a game-high 17 points and seven assists as a senior in 2005.

Shaun Pruitt — Averaged 12.7 points and 7.0 rebounds in three Illini wins from 2005-07. Totaled 19 points and a game-high nine rebounds in 2006 and recorded 14 points and eight boards, including the game-winning basket with 35 seconds left, in 2007.

Demetri McCamey — Totaled 51 points and 17 assists in four games, averages of 12.8 points and 4.3 assists. Scored in double figures in last three contests, led by 20 points in 2008.

Brandon Paul — Averaged 15.0 points and 6.5 boards in the series. Scored game-high 23 points in 2012 and recorded first career double-double with game-high 19 points along with 10 rebounds in 2011.

Rayvonte Rice — Averaged 16.5 points and 5.5 rebounds in two Illini wins. Tallied 14 points and four rebounds in 2013 and game-high 19 points with seven boards in 2014. His game-winning 3-pointer in 2014 was first buzzer beater in Braggin' Rights history.

Malcolm Hill — Totaled 52 points in four Braggin' Rights wins, averaging 17.3 points over his last three games. Scored a game-high 21 points in back-to-back games in 2015 and 2016.

Ayo Dosunmu — Averaged 19.7 points in three games. Set Braggin' Rights scoring record in 2020 with 36 points, going 13-of-20 from the field and 9-of-12 from the foul line. Game-high 21 points in 2019.

Kofi Cockburn — Averaged 19.0 points and 7.3 rebounds in three games, scoring at least 13 points in all three contests. Recorded a double-double in 2021 victory, scoring game-high 25 points with 14 boards to break the Illini single-game Braggin' Rights rebounding record.

Trent Frazier — Totaled 74 points over five games, averaging 14.8 points. Scored 22 points as a freshman in 2017 win, and tallied 28 points in 2018. Concluded Braggin' Rights career with 15 points in 2021 win.

Illinois Individual Bests in Braggin' Rights

Total Points	36, Ayo Dosunmu, 2020
Field Goals	13, Ayo Dosunmu, 2020
Field Goal Att.	23, Andy Kaufmann, 1990
Field Goal Pct. (min. 8 att.)	1.000 (9-9), Joseph Bertrand, 2011
3-Point Field Goals	7, Andy Kaufmann, 1990
3-Point Field Goal Att.	14, Andy Kaufmann, 1990
3-Point Field Goal Pct. (min. 5 att.)	.800 (4-5), Jerry Hester, 1995
	.800 (4-5), Sergio McClain, 1998
Free Throws	15, Kiwane Garris, 1995
Free Throw Att.	22, Kiwane Garris, 1993
Free Throw Pct. (min. 10 att.)	1.000 (10-10), Andy Kaufmann, 1992
	1.000 (10-10), Brian Cook, 2002
Offensive Rebounds	8, Mike Tisdale, 2010
Defensive Rebounds	11, Kofi Cockburn, 2021
Total Rebounds	14, Kofi Cockburn, 2021
Assists	9, Kiwane Garris, 1996
Blocks	4, Deon Thomas, 1990
Steals	6, Ervin Small, 1989
Minutes	51, Kiwane Garris, 1993

Illinois Team Bests in Braggin' Rights

Total Points	107, 1993
Field Goals	36, 1980
	36, 1989
Field Goal Att.	79, 1993
Field Goal Pct.	.569 (33-58), 2021
3-Point Field Goals	12, 2021
3-Point Field Goal Att.	32, 2012
3-Point Field Goal Pct. (min. 10 att.)	.480 (12-25), 2021
Free Throws	32, 1993
Free Throw Att.	51, 1993
Free Throw Pct. (min. 15 att.)	.886 (31-35), 1986
Total Rebounds	53, 1993
Offensive Rebounds	22, 1993
Defensive Rebounds	31, 1993
	31, 2016
Assists	24, 1986
Blocks	7, 1980
Steals	13, 1989
Minutes	275, 1993

UNDERWOOD MEDIA SCHEDULE

Coach Underwood will hold an in-person press conference at State Farm Center (SFC) prior to every home game (unless otherwise denoted in below schedule due to arena conflicts), and media availability at Ubben prior to every road/neutral game. Select players will also be available prior to each game, either preceding or following Underwood, dependent on that day's practice/travel schedule.

All in-person press conferences will be held in the State Farm Center Media Room. Enter through the guard shack north of the arena. Courtesy parking is available in the northeast lot of State Farm Center (enter off Fourth St.). All in-person press conferences also will be streamed on fightingillini.com. Following every press conference, video will be available for download via the Illinois Media Box and viewable on the Fighting Illini Athletics Youtube page.

Note: All press conference times will be determined on a weekly basis as dictated by practice and travel schedules. Media will be alerted to exact times via email advisory the day prior. If you are not receiving those emails, please contact SID Derrick Burson.

11 a.m., Friday, Nov. 4, SFC — Eastern Illinois
3 p.m., Wednesday, Nov. 9, SFC — Signing Day
3 p.m., Thursday, Nov. 10, SFC — Kansas City
12:20 p.m., Sunday, Nov. 13, Ubben — Monmouth
9:50 a.m., Wednesday, Nov. 16, Ubben — UCLA/Baylor/Virginia
12 p.m., Wednesday, Nov. 23, SFC — Lindenwood
3:45 p.m., Monday, Nov. 28, SFC — Syracuse
9:20 a.m., Thursday, Dec. 1, Ubben — Maryland
10 a.m., Monday, Dec. 5, Ubben — Texas
12 p.m., Friday, Dec. 9, SFC — Penn State
12 p.m., Friday, Dec. 16, SFC — Alabama A&M
2:50 p.m., Tuesday Dec. 20, Ubben — Missouri
2:45 p.m., Wednesday, Dec. 28, SFC — Bethune-Cookman
Tuesday, Jan. 3, Zoom — Northwestern
Friday, Jan. 6, SFC — Wisconsin
Monday, Jan. 9, Ubben — Nebraska
Thursday, Jan. 12, SFC — Michigan State
Sunday, Jan. 15, Ubben — Minnesota
Wednesday, Jan. 18, SFC — Indiana
Monday, Jan. 23, SFC — Ohio State
Friday, Jan. 27, Ubben — Wisconsin
Monday, Jan. 30, SFC — Nebraska
Friday, Feb. 3, Ubben — Iowa
Monday, Feb. 6, SFC — Minnesota
Friday, Feb. 10, SFC — Rutgers
Monday, Feb. 13, Ubben — Penn State
Friday, Feb. 17, Ubben — Indiana
Wednesday, Feb. 22, SFC — Northwestern
Saturday, Feb. 25, Ubben — Ohio State
Wednesday, March 1, SFC — Michigan
Saturday, March 4, Ubben — Purdue
TBD, Ubben — Big Ten Tournament
Sunday, March 12, TBD — NCAA Tournament

COACH UNDERWOOD RADIO SHOW

Program airs Mondays from 7-8 p.m. on the Busey Bank Illini Sports Network and locally on WDWS-AM 1400, the flagship station for the network. The host is Brian Barnhart. Shows will be held at Papa Del's Pizza Factory in Champaign.

Underwood Radio Show Dates

Nov-28	Feb. 6
Dec-12	Feb. 20
Dec-19	Feb. 27
Jan. 23	March 6
Jan. 30	

BUSEY BANK ILLINI SPORTS NETWORK (55 stations)

Aledo, WRMJ-FM 102.3
Alton, WBGZ-AM 1570
Alton, WBGZ-FM 94.3
Canton, WBYS-AM 1560
Canton, WBYS-FM 93.7
Carbondale, WINI-FM 93.5
Carthage, WCAZ-AM 1510
Carthage, WCAZ-FM 93.1
Champaign, WDWS-AM 1400
Champaign, WDWS-FM 93.9
Champaign, WHMS-FM 97.5
Chicago, WLS-AM 890
Danville, WDAN-AM 1490
Danville, WDNL-FM 102.1
Davenport, IA, WFXN-AM 1230
Decatur, WSOY-AM 1340
Decatur, WSOY-FM 103.3
Dwight, WJEZ-FM 98.9
Effingham-Mattoon, WHQQ-FM 98.9
Fairfield, WFIW-AM 1390
Fairfield, WFIW-FM 103.3
Farmington (Peoria), WHPI-FM, 96.5
Galesburg, WGIL-AM 1400
Galesburg, WGIL-FM 93.7
Jacksonville, WJIL-AM 1550
Jacksonville, WJIL-FM 102.9
Jerseyville, WJBM-AM 1480
Litchfield, WAOX-FM 105.3
Marion, WGGH-AM 1150
Marion, WGGH-FM 98.5
Marshall, WMMC-FM 105.9
Mt. Carmel, WSJD-FM 100.5
Murphysboro, WINI-AM 1420
Murphysboro, WINI-FM 93.5
Olney, WSEI-FM 92.9
Paxton, WPXN-FM 104.9
Peoria, WZPN-FM 101.1
Pittsfield, WBBA-FM 97.5
Quincy, WTAD-AM 930
Quincy, WTAD-FM 103.3
Robinson, WTAY-AM 1570
Robinson, WTAY-FM 94.3
Rockford, WROK-AM 1440
Rushville, WKXQ-FM 92.5
Salem, WJBD-AM 1350
Salem, WJBD-FM 100.1
Sparta, WHCO-AM 1230
Springfield, WFMB-AM 1450
Springfield, WFMB-FM 107.1
Springfield, WCVS-FM 96.7
St. Louis, MO, KFNS-AM 590
Tower Hill, WSVZ-FM, 98.3
Vandalia, KPMB-AM 1500
Watseka, WGFA-FM 94.1

SiriusXM
The Varsity Network

ILLINOIS BASKETBALL QUICK FACTS

GENERAL INFORMATION

Location: Champaign-Urbana, Ill.
Founded: 1867
Enrollment: 56,644
Nickname: Fighting Illini
Colors: Orange and Blue
Arena: State Farm Center
Opened: 1963
Capacity: 15,544
Conference: Big Ten
President: Timothy L. Killeen
Chancellor: Robert J. Jones
Director of Athletics: Josh Whitman
Ticket Office Phone: 217-333-3470 or 1-866-ILLINI-1

HISTORY

Seasons of Basketball: 118th
First Year of Basketball: 1906
All-Time Record: 1,866-1,042 (.642)
All-Time Big Ten Record: 978-745 (.568)
NCAA Tournament Appearances / Last: 32 / 2022
All-Time NCAA Tournament Record: 42-33 (.560)
NCAA Final Four Appearances / Last: 5 / 2005
Big Ten Championships / Last: 18 / 2022
Big Ten Tournament Championships / Last: 3 / 2021

COACHING STAFF

Head Coach: Brad Underwood, 6th year
Alma Mater, Year: Kansas State University '86
Record at Illinois / Years: 102-69 (.596) / 6th
Career Record / Years: 211-96 (.687) / 10th
Assistant Coaches: Geoff Alexander, Tim Anderson, Chester Frazier
Assistant to the Head Coach: Zach Hamer
Strength and Conditioning Coach: Adam Fletcher
Assistant Athletic Director: Joey Biggs
Director of Recruiting and Scouting: Tyler Underwood
Video Coordinator: Patrick Bittle
Athletic Trainer: Paul Schmidt
Director of Branding and Creative Media: Courtney Bay
Graduate Managers: Marcus Anderson, Bobby Gikas
Administrative Secretary: Nicole Anderson

2021-22 TEAM INFORMATION

Overall Record: 23-10
Big Ten Record / Finish: 15-5 / T-1st
Postseason: NCAA Tournament Round of 32
Final Ranking: AP - 19 / Coaches - 19
Starters Returning / Lost: 0 / 5
Lettermen Returning / Lost: 5 / 10
Newcomers: 8

ATHLETICS COMMUNICATION

Men's Basketball Contact: Derrick Burson
Cell Phone: 217-766-7315
Email: burson@illinois.edu
Associate AD, Media Relations: Kent Brown
Cell Phone: 217-493-9795
Email: kwbrown3@illinois.edu
Office Phone: 217-333-1391
Mailing Address: Bielfeldt Athletics Admin. Bldg.
1700 South Fourth Street
Champaign, IL 61820
Website: fightingillini.com



HEAD COACH BRAD UNDERWOOD

6TH YEAR AT ILLINOIS // 10TH YEAR AS DIV. I HEAD COACH // 36TH YEAR IN COACHING

THE UNDERWOOD FILE

HOMETOWN

McPherson, Kan.

FAMILY

Wife, Susan
Son, Tyler; Daughters, Katie & Ashley

EDUCATION

Kansas State University,
B.S., Radio & TV Communications, 1986

PLAYING EXPERIENCE

1983 Hardin-Simmons University
1984 Independence Community College
1985-86 Kansas State University

COACHING EXPERIENCE

1988 (1 YR) Graduate Assistant
Hardin-Simmons University

1989 (1 YR) Assistant Coach
Dodge City Community College

1990-93 (4 YRS) Head Coach
Dodge City Community College

1994-2003 (10 YRS) Assistant Coach
Western Illinois University

2004-06 (3 YRS) Head Coach
Daytona Beach Community College

2007 (1 YR) Director of Operations
Kansas State University

2008-11 (4 YRS) Assistant Coach
Kansas State University

2012 (1 YR) Associate Head Coach
Kansas State University

2013 (1 YR) Associate Head Coach
University of South Carolina

2014-16 (3 YRS) Head Coach
Stephen F. Austin University

2017 (1 YR) Head Coach
Oklahoma State University

2018- (6TH YR) Head Coach
University of Illinois

Brad Underwood has reinvigorated Illinois Basketball, bringing the Fighting Illini back to the national stage and building a championship program during his five seasons in Champaign.

Underwood is the 18th head coach in Illinois history, hired in March 2017 as the Richmond Family Endowed Men's Head Basketball Coach.

He has won nearly 69 percent of his games during his nine years as a Division I head coach, recording seven 20-win seasons. Underwood has made six appearances in the NCAA Tournament, with a seventh precluded by the cancellation of the 2020 postseason due to COVID-19.

Underwood led Illinois to the 2022 Big Ten championship in year five, navigating a challenging schedule with a frequently depleted roster to post a 15-5 league record and earn the school's first regular season conference title in 17 years. Illinois went 23-10 overall as Underwood recorded his third-straight 20-plus win season, the UI's first stretch since 2009-11. Illinois ended the year at No. 19 in the AP poll to register a third-straight Top 25 finish, the program's longest streak since 2000-06.

Illinois was a No. 4 seed in the 2022 NCAA Tournament, becoming one of just six programs to receive top-4 seeds in back-to-back tournaments after earning a No. 1 seed in 2021. Illinois stands as one of just 12 schools to advance to the Round of 32 in each of the last two NCAA Tournaments, which also marks Illinois' first time advancing in consecutive NCAA Tournaments in 16 years.

Underwood coached junior Kofi Cockburn, the most dominant player in college basketball, to consensus first-team All-America honors in 2022. Cockburn was the only player in the country to average 20+ points and 10+ rebounds, becoming the first Illini to do so in the last 50 years. Cockburn joined Ayo Dosunmu as the only AP first-team All-Americans in school history, players mentored by Underwood in back-to-back seasons.

Underwood's fourth Illini team in 2021 put together one of the best seasons in school history, ending the year ranked No. 2 in the final AP poll, winning the Big Ten Tournament championship, and earning a No. 1 seed in the NCAA Tournament.

Illinois went 16-4 in conference play to mark its winningest Big Ten season ever. Illinois led the Big Ten in victories while playing the full conference schedule, but missed out on the regular season title due to an unequal number of games played creating a win percentage differential of .024. The Illini went on to win the Big Ten Tournament, earning the program's first conference tournament title since 2005.

In all, Illinois totaled 19 wins against conference foes in 2021, setting a school record and tying the second-most wins ever by a Big Ten school against league competition in a single season.

Illinois earned the fourth NCAA Tournament No. 1 seed in school history after winning 14 of 15 games over a two-month stretch leading into NCAA March Madness. The remarkable run included seven wins over ranked teams, with five coming against top-10 foes.

Illinois finished the season with a total of six victories over top-10 teams, breaking the previous school record of five set by the 1989 Flyin' Illini.

Illinois had a pair of consensus All-Americans leading the way in 2021. Junior Ayo Dosunmu was a first-team All-America selection by every organization and finalist for every player of the year award. The USA Today National Player of the Year and Bob Cousy Point Guard of the Year, Dosunmu became the first NCAA player since 2010 to average at least 20 points, six rebounds and five assists. Sophomore Kofi Cockburn was a second-team All-America pick by every outlet, totaling 16 double-doubles and standing as the only player in the country to average at least 15 points and nine rebounds on 60+ percent shooting.

The Big Ten has been the nation's preeminent conference in recent years. It was ranked No. 1 by kenpom in 2020 and 2021, and received a league-record nine NCAA Tournament bids in 2021 and 2022. Yet no team has fared better in the conference during this stretch than the Fighting Illini, who are 44-16 (.733) in Big Ten play the last three years of the Underwood era. Illinois owns the most wins and best winning percentage in the league over the last three Big Ten campaigns.

The 44 Big Ten victories mark the winningest three-year run in school history, and the sixth-winningest three-year stretch by any Big Ten school in conference play. Illinois has won at least 13 Big Ten games in three straight years for the first time in program history, with Underwood claiming Illinois' two all-time winningest Big Ten seasons (16 in 2021, 15 in 2022), and three of the top seven (13 in 2020).

Brad and his wife, Susan, have a son, Tyler, and two daughters, Katie and Ashley. Tyler is in his second year on the Illinois staff as director of recruiting and scouting after playing four seasons with the Fighting Illini. Katie is a U of I student, and Ashley attends Miami-Ohio.

Complete Underwood Bio Available at FightingIllini.com

UNDERWOOD'S DIVISION I HEAD COACHING RECORD

Season	School	Overall	Conf. (Finish)	Postseason
2013-14	Stephen F. Austin	32-3	18-0 (1st)	NCAA Round of 32
2014-15	Stephen F. Austin	29-5	17-1 (1st)	NCAA First Round
2015-16	Stephen F. Austin	28-6	18-0 (1st)	NCAA Round of 32
2016-17	Oklahoma State	20-13	9-9 (5th)	NCAA First Round
2017-18	Illinois	14-18	4-14 (11th)	—
2018-19	Illinois	12-21	7-13 (10th)	—
2019-20	Illinois	21-10	13-7 (4th)	Canceled Due to COVID-19
2020-21	Illinois	24-7	16-4 (2nd*)	NCAA Round of 32
2021-22	Illinois	23-10	15-5 (1st)	NCAA Round of 32
2022-23	Illinois	8-3	0-2	
At Illinois	6th Year	102-69 (.596)		
Career	10th Year	211-96 (.687)		

*Illinois led the Big Ten in wins while playing the full conference schedule in 2021, but because of an uneven number of games played, finished as runner-up by a winning percentage differential of .024



55 SKYY CLARK

FRESHMAN // GUARD // 6-3 // 200

LOS ANGELES, CALIF. // MONTVERDE ACADEMY (FLA.)

2022-23

- Started all 11 games, ranking sixth on team in scoring at 8.1 ppg
- Fifth on Illini in rebounding (3.9 rpg) and third in assists (2.1 apg)
- Fourth on team with 15 three-pointers
- 11 points and career-high 7 rebounds vs. Penn State (12/10)
- Season-high 19 points (8-9 FG, 3-4 3FG) with 4 assists vs. Lindenwood (11/25)
- 8 points with 4 boards vs. #16 Virginia (11/20)
- 10 points and 5 rebounds in win over #8 UCLA (11/18)
- Season-high 6 assists vs Monmouth (11/14)
- First double-digit scoring game vs Kansas City (11/11), totaling 10 points with 5 boards

HIGH SCHOOL

- Top-40 recruit ranked No. 25 by ESPN, No. 33 by 247Sports Composite, No. 37 by On3 Consensus and No. 38 by Rivals
- Selected to 2022 Jordan Brand Classic All-Star Game
- Spent his senior year at Montverde Academy, which won the Geico Nationals championship
- Saw limited action at Montverde while recovering from a knee injury
- Attended Ensworth High School in Nashville as a junior, averaging 26.4 points, 4.7 rebounds and 3.5 assists
- Began his prep career at Heritage Christian in Northridge, California

PERSONAL

- Born July 29, 2003 in Minneapolis
- Enrolled in the Division of General Studies (undeclared)

GAME-BY-GAME STATISTICS

Date	Opponent	GS	MIN	FIELD GOALS		THREES		FREE THROWS		REBOUNDS			PF	A	TO	B	S	POINTS		
				FG	FG%	3FG	3%	FT	FT%	OFF	DEF	REB						RPG	PTS	PPG
11/07/22	Eastern Illinois	*	23	1-3	.333	1-3	.333	0-0	.000	1	4	5	5.0	3	1	5	0	1	3	3.0
11/11/22	Kansas City	*	24	2-3	.667	1-2	.500	5-5	1.000	0	5	5	5.0	2	2	0	0	2	10	6.5
11/14/22	Monmouth	*	21	2-2	1.000	1-1	1.000	2-2	1.000	0	1	1	3.7	3	6	2	0	0	7	6.7
11/18/22	vs UCLA	*	28	3-7	.429	1-4	.250	3-3	1.000	0	5	5	4.0	4	1	4	0	1	10	7.5
11/20/20	vs Virginia	*	22	2-4	.500	2-4	.500	2-2	1.000	2	2	4	4.0	3	1	2	0	0	8	7.6
11/25/22	Lindenwood	*	25	8-9	.889	3-4	.750	0-2	.000	0	3	3	3.8	3	4	2	1	1	19	9.5
11/29/22	Syracuse	*	30	0-10	.000	0-7	.000	2-4	.500	0	5	5	4.0	3	3	0	0	2	2	8.4
12/02/22	at Maryland	*	31	2-5	.400	1-3	.333	1-1	1.000	1	2	3	3.9	2	2	3	0	0	6	8.1
12/06/22	vs. Texas	*	21	2-5	.400	1-2	.500	0-0	.000	0	4	4	3.9	3	1	4	0	0	5	7.8
12/10/22	Penn St.	*	32	4-8	.500	3-6	.500	0-0	.000	1	6	7	4.2	1	2	1	1	0	11	8.1
12/17/22	Alabama A&M	*	21	3-7	.429	1-5	.200	1-3	.333	0	1	1	3.9	5	0	2	0	0	8	8.1
12/22/22	vs Missouri																			
12/29/22	Bethune-Cookman																			
01/04/23	at Northwestern																			
01/07/23	Wisconsin																			
01/10/23	at Nebraska																			
01/13/23	Michigan St.																			
01/16/23	at Minnesota																			
01/19/23	Indiana																			
01/24/23	Ohio St.																			
01/28/23	at Wisconsin																			
01/31/23	Nebraska																			
02/04/23	at Iowa																			
02/07/23	Minnesota																			
02/11/23	Rutgers																			
02/14/23	at Penn St.																			
02/18/23	vs Indiana																			
02/23/23	Northwestern																			
02/26/23	at Ohio St.																			
03/02/23	Michigan																			
03/05/23	at Purdue																			

CAREER/SEASON HIGHS

- PTS: 19**
vs. Lindenwood (11/25/22)
- FG: 8**
vs. Lindenwood (11/25/22)
- FG ATT: 10**
vs. Syracuse (11/29/22)
- 3-PT: 3 (twice)**
last vs. Penn State (12/10/22)
- 3-PT ATT: 7**
vs. Syracuse (11/29/22)
- FT: 5**
vs. Kansas City (11/11/22)
- FT ATT: 5**
vs. Kansas City (11/11/22)
- REB: 7**
vs. Penn State (12/10/22)
- AST: 6**
vs. Monmouth (11/14/22)
- STL: 2 (twice)**
last vs. Syracuse (11/29/22)
- BLK: 1 (twice)**
last vs. Penn State (12/10/22)
- MIN: 32:22**
vs. Penn State (12/10/22)

CAREER STATISTICS

2022-23	G	GS	MIN	AVG	FIELD GOALS			THREE-POINTERS			FREE THROWS			OREB.	REBOUNDS			PF	FO	AST	AST/G	TO	BLK	STL	PTS	PPG
					FG	FGA	PCT	3PM	3PA	PCT.	FTM	FTA	PCT.		DREB.	REB.	AVG.									
2022-23	11	11	278	25.3	29	63	.460	15	41	.366	16	22	.727	5	38	43	3.9	32	1	23	2.1	25	2	7	89	8.1



42 DAIN DAINJA

REDSHIRT SOPHOMORE // FORWARD // 6-9 // 270

BROOKLYN PARK, MINN. // PARK CENTER H.S. // BAYLOR

2022-23

- Illinois' second-leading scorer and No. 3 rebounder, averaging 9.8 ppg and 5.4 rpg
- Shooting 72.3% from the field (47-65)
- Also second on team with 11 blocked shots (1.0 bpg)
- 9 points and six rebounds in win over #2 Texas (12/6)
- 8 points and 5 rebounds at #22 Maryland (12/2)
- 8 points and career-high 3 steals vs. Lindenwood (11/25)
- 13 points on 6-6 FG in win over #8 UCLA (11/18)
- 15 points and two blocks vs. Monmouth (11/14)
- Career highs of 20 points, 15 rebounds and 5 blocks vs. Kansas City (11/11)
- 17 points and 10 boards for first career double-double in UI debut vs. Eastern Illinois (11/7)

2021-22 (AT BAYLOR)

- Appeared in Baylor's first three games of the season, totaling six points and three rebounds in nine minutes, before electing to transfer
- Transferred to Illinois at the semester break and practiced with the Illini during the spring semester

2020-21 (AT BAYLOR)

- Sat out the season as a redshirt during Baylor's run to the 2021 NCAA Championship

HIGH SCHOOL

- Top-100 recruit in Class of 2020, ranked No. 52 by ESPN and No. 91 by 247Sports
- Led Park Center to a 23-5 record, conference title, and 5AAAA section final as a senior before the season was cut short by the COVID-19 pandemic
- Second-team All-State by the Associated Press

PERSONAL

- Born July 16, 2002 in Chicago
- Majoring in sociology

GAME-BY-GAME STATISTICS

Date	Opponent	GS	MIN	FIELD GOALS			THREES		FREE THROWS		REBOUNDS				PF	A	T	B	S	PTS	PPG
				FG	FG%	3FG	3%	FT	FT%	OFF	DEF	REB	RPG								
11/07/22	Eastern Illinois	16	8-9	.889	0-0	.000	1-4	.250	4	6	10	10.0	2	0	0	2	0	17	17.0		
11/11/22	Kansas City	23	9-11	.818	0-0	.000	2-5	.400	5	10	15	12.5	1	0	3	5	1	20	18.5		
11/14/22	Monmouth	18	7-9	.778	0-0	.000	1-2	.500	1	3	4	9.7	2	1	2	2	2	15	17.3		
11/18/22	vs UCLA	18	6-6	1.000	0-0	.000	1-1	1.000	0	3	3	8.0	3	0	4	0	1	13	16.3		
11/20/20	vs Virginia	18	2-5	.400	0-0	.000	1-2	.500	1	5	6	7.6	1	0	0	0	1	5	14.0		
11/25/22	Lindenwood	17	3-4	.750	0-0	.000	2-2	1.000	3	1	4	7.0	0	0	2	0	3	8	13.0		
11/29/22	Syracuse	17	1-4	.250	0-0	.000	1-2	.500	2	0	2	6.3	3	1	1	1	0	3	11.6		
12/02/22	at Maryland	21	4-6	.667	0-0	.000	0-0	.000	1	4	5	6.1	2	0	3	0	0	8	11.1		
12/06/22	vs. Texas	16	3-5	.600	0-0	.000	3-6	.500	3	3	6	6.1	4	1	3	1	1	9	10.9		
12/10/22	Penn St.	12	2-3	.667	0-0	.000	2-7	.286	0	2	2	5.7	1	1	0	0	0	6	10.4		
12/17/22	Alabama A&M	12	2-3	.667	0-0	.000	0-0	.000	1	1	2	5.4	1	0	1	0	0	4	9.8		
12/22/22	vs Missouri																				
12/29/22	Bethune-Cookman																				
01/04/23	at Northwestern																				
01/07/23	Wisconsin																				
01/10/23	at Nebraska																				
01/13/23	Michigan St.																				
01/16/23	at Minnesota																				
01/19/23	Indiana																				
01/24/23	Ohio St.																				
01/28/23	at Wisconsin																				
01/31/23	Nebraska																				
02/04/23	at Iowa																				
02/07/23	Minnesota																				
02/11/23	Rutgers																				
02/14/23	at Penn St.																				
02/18/23	vs Indiana																				
02/23/23	Northwestern																				
02/26/23	at Ohio St.																				
03/02/23	Michigan																				
03/05/23	at Purdue																				

CAREER HIGHS

- PTS: 20**
vs. Kansas City (11/11/22)
- FG: 9**
vs. Kansas City (11/11/22)
- FG ATT: 11**
vs. Kansas City (11/11/22)
- 3-PT: 0**
- 3-PT ATT: 0**
- FT: 3**
vs. Texas (12/6/22)
- FT ATT: 7**
vs. Penn State (12/10/22)
- REB: 15**
vs. Kansas City (11/11/22)
- AST: 1 (four times)**
last vs. Penn State (12/10/22)
- STL: 3**
vs. Lindenwood (11/25/22)
- BLK: 5**
vs. Kansas City (11/11/22)
- MIN: 23:19**
vs. Kansas City (11/11/22)

SEASON HIGHS

- PTS: 20**
vs. Kansas City (11/11/22)
- FG: 9**
vs. Kansas City (11/11/22)
- FG ATT: 11**
vs. Kansas City (11/11/22)
- 3-PT: 0**
- 3-PT ATT: 0**
- FT: 3**
vs. Texas (12/6/22)
- FT ATT: 7**
vs. Penn State (12/10/22)
- REB: 15**
vs. Kansas City (11/11/22)
- AST: 1 (four times)**
last vs. Penn State (12/10/22)
- STL: 3**
vs. Lindenwood (11/25/22)
- BLK: 5**
vs. Kansas City (11/11/22)
- MIN: 23:19**
vs. Kansas City (11/11/22)

CAREER STATISTICS AT BAYLOR

	G	GS	MIN	AVG	FIELD GOALS			THREE-POINTERS			FREE THROWS			REBOUNDS			PF	FO	AST	AST/G	TO	BLK	STL	PTS	PPG
					FG	FGA	PCT	3PM	3PA	PCT	FTM	FTA	PCT	OREB.	DREB.	REB.									
2021-22	3	0	9	3.0	2	4	.500	0	0	.000	2	3	.667	2	1	3	1.0	1	0	0	0	0	6	2.0	

CAREER STATISTICS AT ILLINOIS

2022-23	11	0	188	17.1	47	65	.723	0	0	.000	14	31	.452	21	38	59	5.4	20	0	4	0.4	19	11	9	108	9.8
---------	----	---	-----	------	----	----	------	---	---	------	----	----	------	----	----	----	-----	----	---	---	-----	----	----	---	-----	-----

COMBINED CAREER STATISTICS

Total	14	0	196	14.0	49	69	.710	0	0	.000	16	34	.471	23	39	62	4.4	21	0	4	0.3	21	12	9	114	8.1
--------------	-----------	----------	------------	-------------	-----------	-----------	-------------	----------	----------	-------------	-----------	-----------	-------------	-----------	-----------	-----------	------------	-----------	----------	----------	------------	-----------	-----------	----------	------------	------------



3 JAYDEN EPPS

FRESHMAN // GUARD // 6-2 // 190
NORFOLK, VA. // COMBINE ACADEMY (N.C.)

2022-23

- Fifth on team in scoring, averaging 8.9 ppg
- Second on Illini with 17 three-pointers on 38.6% shooting (17-44)
- 11 points in win over #2 Texas (12/2), including five in final minute – baseline 3-pointer at :33 to bring UI within two – and pair of free throws at :08 left to force overtime – and runner to put Illini up three with 1:06 left in OT.
- 11 points with three 3-pointers in win over Syracuse (11/29)
- 12 points and season-high 3 steals vs. Lindenwood (11/25)
- Team-high 14 points with 4 rebounds vs. #16 Virginia (11/20)
- Season-high 21 points with 5 three-pointers vs. Monmouth (11/14)
- First double-digit scoring game vs Kansas City (11/11), totaling 13 points
- 3 assists in college debut vs. Eastern Illinois (11/7)

HIGH SCHOOL

- Top-100 recruit ranked No. 72 by 247Sports Composite, No. 79 by On3 Consensus, No. 83 by ESPN and No. 90 by Rivals
- 2022 Iverson Roundball Classic All-Star Game
- Played his final year at Combine Academy in Lincolnton, North Carolina
- Led Combine to the 2022 Hoop State championship, going on a scoring spree during a fourth-quarter comeback and hitting the game winner at the buzzer
- Averaged 18 points, four rebounds and five assists while helping Combine to a 26-8 record
- Prior to Combine, attended King's Fork High School in Suffolk, Virginia
- Averaged 26 points, six rebounds, six assists and four steals as a sophomore
- Led King's Fork to share of the 2020 Virginia Class 4A state title

PERSONAL

- Born Nov. 12, 2003
- Enrolled in the Division of General Studies (undeclared)

GAME-BY-GAME STATISTICS

Date	Opponent	GS	MIN	FIELD GOALS		THREES		FREE THROWS		REBOUNDS			PF	A	TO	B	S	POINTS	
				FG	FG%	3FG	3%	FT	FT%	OFF	DEF	REB						RPG	PTS
11/07/22	Eastern Illinois	24	1-4	.250	0-2	.000	0-0	.000	0	1	1	1.0	3	3	1	0	0	2	2.0
11/11/22	Kansas City	24	4-9	.444	2-5	.400	3-4	.750	0	3	3	2.0	0	3	0	0	1	13	7.5
11/14/22	Monmouth	24	8-12	.667	5-9	.556	0-0	.000	0	0	0	1.3	1	1	0	0	1	21	12.0
11/18/22	vs UCLA	23	1-6	.167	0-3	.000	2-2	1.000	0	4	4	2.0	1	2	1	0	0	4	10.0
11/20/20	vs Virginia	27	6-13	.462	2-5	.400	0-0	.000	1	3	4	2.4	4	0	0	0	2	14	10.8
11/25/22	Lindenwood	24	5-8	.625	2-5	.400	0-0	.000	0	0	0	2.0	0	1	3	0	3	12	11.0
11/29/22	Syracuse	26	4-7	.571	3-6	.500	0-0	.000	0	1	1	1.9	2	0	0	0	0	11	11.0
12/02/22	at Maryland	10	1-5	.200	0-2	.000	0-0	.000	0	0	0	1.6	4	1	1	0	0	2	9.9
12/06/22	vs. Texas	31	2-7	.286	1-2	.500	6-8	.750	0	3	3	1.8	0	3	2	1	0	11	10.0
12/10/22	Penn St.	25	1-5	.200	1-2	.500	0-0	.000	0	3	3	1.9	1	0	3	1	0	3	9.3
12/17/22	Alabama A&M	* 27	2-6	.333	1-3	.333	0-0	.000	1	3	4	2.1	2	1	3	0	1	5	8.9
12/22/22	vs Missouri																		
12/29/22	Bethune-Cookman																		
01/04/23	at Northwestern																		
01/07/23	Wisconsin																		
01/10/23	at Nebraska																		
01/13/23	Michigan St.																		
01/16/23	at Minnesota																		
01/19/23	Indiana																		
01/24/23	Ohio St.																		
01/28/23	at Wisconsin																		
01/31/23	Nebraska																		
02/04/23	at Iowa																		
02/07/23	Minnesota																		
02/11/23	Rutgers																		
02/14/23	at Penn St.																		
02/18/23	vs Indiana																		
02/23/23	Northwestern																		
02/26/23	at Ohio St.																		
03/02/23	Michigan																		
03/05/23	at Purdue																		

CAREER/SEASON HIGHS

- PTS: 21**
vs. Monmouth (11/14/22)
- FG: 8**
vs. Monmouth (11/14/22)
- FG ATT: 13**
vs. Virginia (11/20/22)
- 3-PT: 5**
vs. Monmouth (11/14/22)
- 3-PT ATT: 9**
vs. Monmouth (11/14/22)
- FT: 6**
vs. Texas (12/6/22)
- FT ATT: 8**
vs. Texas (12/6/22)
- REB: 4 (three times)**
last vs. Alabama A&M (12/17/22)
- AST: 3 (three times)**
last vs. Texas (12/6/22)
- STL: 3**
vs. Lindenwood (11/25/22)
- BLK: 1 (twice)**
last vs. Penn State (12/10/22)
- MIN: 31:33**
vs. Texas (12/6/22)

CAREER STATISTICS

2022-23	G	GS	MIN	AVG	FIELD GOALS			THREE-POINTERS			FREE THROWS			REBOUNDS			PF	FO	AST	AST/G	TO	BLK	STL	PTS	PPG	
					FG	FGA	PCT	3PM	3PA	PCT	FTM	FTA	PCT	DREB.	REB.	AVG.										
2022-23	11	1	265	24.1	35	82	.427	17	44	.386	11	14	.786	2	21	23	2.1	18	0	15	1.4	14	2	8	98	8.9



10 LUKE GOODE

SOPHOMORE // GUARD // 6-7 // 200
FORT WAYNE, IND. // HOMESTEAD H.S.

2022-23

- Currently sidelined after surgery to repair a bone fracture in left foot suffered Oct. 22

2021-22

- Played in 28 games, averaging 2.0 points and 1.8 rebounds
- Shot 37.2% from 3-point range (16-43)
- Six points on pair of 3-pointers and tied season high with five boards in NCAA Tournament second round vs. No. 15 Houston (3/20/22)
- Season-high nine points (3-4 3FG) and team-high four rebounds in season-best 28 minutes in win over No. 10 Michigan State (1/25/22)

HIGH SCHOOL

- Top-100 recruit ranked No. 82 by ESPN, No. 100 by 247Sports Composite and No. 110 by Rivals
- Averaged 19.4 points, 8.3 rebounds, 5.0 assists and 1.2 steals while shooting 40.4% from 3-point range as a senior
- First-team All-State by the Associated Press
- Winningest player in Homestead history (79), ranking No. 2 on the school's career scoring list (1,480 points), No. 1 in made 3-pointers (232), No. 4 in rebounds (499) and No. 4 in assists (293)
- Suma Cum Laude, National Honor Society member and Distinguished Honor Roll seven of eight semesters

PERSONAL

- Born Aug. 24, 2002
- Majoring in business

GAME-BY-GAME STATISTICS

Date	Opponent	GS	MIN	FIELD GOALS		THREES		FREE THROWS		REBOUNDS			PF	A	TO	B	S	POINTS	
				FG	FG%	3FG	3%	FT	FT%	OFF	DEF	REB						RPG	PTS
11/07/22	Eastern Illinois	DNP	Inj.																
11/11/22	Kansas City	DNP	Inj.																
11/14/22	Monmouth	DNP	Inj.																
11/18/22	vs UCLA	DNP	Inj.																
11/20/22	vs Virginia	DNP	Inj.																
11/25/22	Lindenwood	DNP	Inj.																
11/29/22	Syracuse	DNP	Inj.																
12/02/22	at Maryland	DNP	Inj.																
12/06/22	vs. Texas	DNP	Inj.																
12/10/22	Penn St.	DNP	Inj.																
12/17/22	Alabama A&M	DNP	Inj.																
12/22/22	vs Missouri																		
12/29/22	Bethune-Cookman																		
01/04/23	at Northwestern																		
01/07/23	Wisconsin																		
01/10/23	at Nebraska																		
01/13/23	Michigan St.																		
01/16/23	at Minnesota																		
01/19/23	Indiana																		
01/24/23	Ohio St.																		
01/28/23	at Wisconsin																		
01/31/23	Nebraska																		
02/04/23	at Iowa																		
02/07/23	Minnesota																		
02/11/23	Rutgers																		
02/14/23	at Penn St.																		
02/18/23	vs Indiana																		
02/23/23	Northwestern																		
02/26/23	at Ohio St.																		
03/02/23	Michigan																		
03/05/23	at Purdue																		

CAREER HIGHS

- PTS: 9**
vs. Michigan State (1/25/22)
- FG: 3**
vs. Michigan State (1/25/22)
- FG ATT: 7**
vs. Houston (3/20/22)
- 3-PT: 3**
vs. Michigan State (1/25/22)
- 3-PT ATT: 5**
vs. Houston (3/20/22)
- FT: 2 (twice)**
last at Minnesota (1/4/22)
- FT ATT: 2 (twice)**
last at Minnesota (1/4/22)
- REB: 5 (twice)**
last vs. Houston (3/20/22)
- AST: 2 (twice)**
last vs. Michigan State (1/25/22)
- STL: 1**
vs. Notre Dame (11/29/21)
- BLK: 1 (three times)**
last vs. Houston (3/20/22)
- MIN: 27:11**
vs. Michigan State (1/25/22)

SEASON HIGHS

- PTS:**
- FG:**
- FG ATT:**
- 3-PT:**
- 3-PT ATT:**
- FT:**
- FT ATT:**
- REB:**
- AST:**
- STL:**
- BLK:**
- MIN:**

CAREER STATISTICS

	G	GS	MIN	AVG	FIELD GOALS			THREE-POINTERS			FREE THROWS			REBOUNDS				PF	FO	AST	AST/G	TO	BLK	STL	PTS	PPG
					FG	FGA	PCT	3PM	3PA	PCT	FTM	FTA	PCT	OREB.	DREB.	REB.	AVG.									
2021-22	28	0	249	8.9	18	55	.327	16	43	.372	4	6	.667	16	33	49	1.8	24	0	15	0.5	9	4	1	56	2.0
2022-23	0	0	0	0.0	0	0	.000	0	0	.000	0	0	.000	0	0	0	0.0	0	0	0.0	0	0	0	0	0.0	
Total	28	0	249	8.9	18	55	.327	16	43	.372	4	6	.667	16	33	49	1.8	24	0	15	0.5	9	4	1	56	2.0



1 SENCIRE HARRIS

FRESHMAN // GUARD // 6-4 // 160
CANTON, OHIO // ST. VINCENT-ST. MARY H.S.

2022-23

- Has played in all 11 games, averaging 4.0 ppg, and providing defensive spark off bench
- Fourth on team with 11 steals
- Career- and game-high 8 rebounds vs. Alabama A&M (12/17)
- 4 points, 3 rebounds and 2 steals vs. Penn State (12/10)
- 5 points and 2 blocks and team-high +13 in win over #2 Texas (12/6)
- 7 points, 2 assist and 2 steals vs. Lindenwood (11/25)
- +7 in 9 minutes vs. #16 Virginia (11/20)
- +16 in just 9 minutes (4 points, 2 steals) to spur comeback win over #8 UCLA (11/18)
- 6 points on two triples vs. Monmouth (11/14)
- 6 points on pair of 3-pointers vs. Kansas City (11/11)
- 9 points and 3 steals in college debut vs. Eastern Illinois (11/7)

HIGH SCHOOL

- Top-100 recruit ranked No. 62 by Rivals, No. 83 by ESPN, No. 93 by Top247 and No. 94 by On3 Consensus
- Averaged 20.1 points, 5.7 rebounds, 3.9 assists and 3.8 steals as a senior
- Led St. Vincent-St. Mary to back-to-back Ohio Division II state championships as a junior and senior
- Player of the Year by Cleveland.com
- All-Ohio Co-Player of the Year by the OHSAA and Ohio Prep Sportswriters Association

PERSONAL

- Born Sept. 28, 2002
- Enrolled in the Division of General Studies (undeclared)

GAME-BY-GAME STATISTICS

Date	Opponent	GS	MIN	FIELD GOALS		THREES		FREE THROWS		REBOUNDS				POINTS					
				FG	FG%	3FG	3%	FT	FT%	OFF	DEF	REB	RPG	PF	A	TO	B	S	PTS
11/07/22	Eastern Illinois	15	4-9	.444	1-2	.500	0-2	.000	2	1	3	3.0	2	1	0	1	3	9	9.0
11/11/22	Kansas City	12	2-5	.400	2-4	.500	0-2	.000	0	1	1	2.0	1	0	3	0	0	6	7.5
11/14/22	Monmouth	20	2-3	.667	2-3	.667	0-0	.000	0	0	0	1.3	1	0	1	0	1	6	7.0
11/18/22	vs UCLA	9	2-3	.667	0-0	.000	0-0	.000	0	0	0	1.0	1	1	0	0	2	4	6.3
11/20/20	vs Virginia	9	1-3	.333	0-1	.000	1-2	.500	1	1	2	1.2	2	1	0	1	0	3	5.6
11/25/22	Lindenwood	18	3-7	.429	1-5	.200	0-0	.000	1	0	1	1.2	2	2	1	0	2	7	5.8
11/29/22	Syracuse	4	0-1	.000	0-1	.000	0-0	.000	0	0	0	1.0	1	0	0	0	0	0	5.0
12/02/22	at Maryland	6	0-0	.000	0-0	.000	0-0	.000	0	0	0	0.9	0	0	0	0	0	0	4.4
12/06/22	vs. Texas	18	2-4	.500	0-0	.000	1-4	.250	2	0	2	1.0	0	1	0	2	0	5	4.4
12/10/22	Penn St.	20	2-3	.667	0-1	.000	0-0	.000	2	1	3	1.2	3	1	0	1	2	4	4.4
12/17/22	Alabama A&M	16	0-6	.000	0-3	.000	0-0	.000	2	6	8	1.8	1	0	1	1	1	0	4.0
12/22/22	vs Missouri																		
12/29/22	Bethune-Cookman																		
01/04/23	at Northwestern																		
01/07/23	Wisconsin																		
01/10/23	at Nebraska																		
01/13/23	Michigan St.																		
01/16/23	at Minnesota																		
01/19/23	Indiana																		
01/24/23	Ohio St.																		
01/28/23	at Wisconsin																		
01/31/23	Nebraska																		
02/04/23	at Iowa																		
02/07/23	Minnesota																		
02/11/23	Rutgers																		
02/14/23	at Penn St.																		
02/18/23	vs Indiana																		
02/23/23	Northwestern																		
02/26/23	at Ohio St.																		
03/02/23	Michigan																		
03/05/23	at Purdue																		

CAREER/SEASON HIGHS

- PTS: 9**
vs. Eastern Illinois (11/7/22)
- FG: 4**
vs. Eastern Illinois (11/7/22)
- FG ATT: 9**
vs. Eastern Illinois (11/7/22)
- 3-PT: 2 (twice)**
last vs. Monmouth (11/14/22)
- 3-PT ATT: 5**
vs. Lindenwood (11/25/22)
- FT: 1 (twice)**
last vs. Texas (12/6/22)
- FT ATT: 4**
vs. Texas (12/6/22)
- REB: 8**
vs. Alabama A&M (12/17/22)
- AST: 2**
vs. Lindenwood (11/25/22)
- STL: 3**
vs. Eastern Illinois (11/7/22)
- BLK: 2**
vs. Texas (12/6/22)
- MIN: 20:10**
vs. Penn State (12/10/22)

CAREER STATISTICS

2022-23	G	GS	MIN	AVG	FIELD GOALS			THREE-POINTERS			FREE THROWS			REBOUNDS			PF	FO	AST	AST/G	TO	BLK	STL	PTS	PPG	
					FG	FGA	PCT	3PM	3PA	PCT	FTM	FTA	PCT	DREB.	REB.	AVG.										
2022-23	11	0	147	13.4	18	44	.409	6	20	.300	2	10	.200	10	10	20	1.8	14	0	7	0.6	6	6	11	44	4.0



33 COLEMAN HAWKINS

JUNIOR // FORWARD // 6-10 // 225
SACRAMENTO, CALIF. // PROLIFIC PREP

2022-23

- Third on Illini in scoring (9.5 ppg) and leads team in rebounding (6.1 rpg)
- Also leads team in assists (4.2 apg) and blocks (1.5 bpg) and is second in steals (1.2 spg)
- Game-high 6 assists and 7 boards for third-straight game vs. Penn State (12/10)
- 9 points, team-high 7 boards, 4 assists and 3 blocks in win over #2 Texas (12/6)
- 16 points, 7 boards and career-high tying 4 blocks at #22 Maryland (12/2)
- Fifth triple-double in school history with 15 points, 10 rebounds and career-high 10 assists in win over Syracuse (11/29)
- 10 points, 3 assists and 3 blocks vs. #16 Virginia (11/20)
- 7 assists in win over #8 UCLA (11/18)
- Double-double with career-high 23 points (including career-best 5 threes) and career high-tying 12 rebounds for double-vs. Eastern Illinois (11/7)

2021-22

- Played in all 33 games, starting 14
- Sixth on team in scoring at 5.9 ppg and third in rebounding at 4.3 rpg
- Third on Illini in steals (26) and blocks (17)
- 10 points and eight rebounds in NCAA Tournament win over Chattanooga (3/18/22)
- Career-high 18 points with four 3-pointers in Big Ten Tournament vs. Indiana (3/11/22)
- 10 points, team-high four rebounds and three steals vs. No. 22 Ohio State (2/24/22)
- Double-double with 17 points, career-high 12 rebounds and career-best four blocks vs. Arkansas State (11/12/21)
- 13 points, eight rebounds and four steals in first career start vs. Jackson State (11/9/21)

2020-21

- Played in 25 games on the season, averaging 6.3 minutes
- Season-high five points in three games: home wins over Purdue (1/2/21) and Penn State (1/19/21) and win at Nebraska (2/12/21)
- 5 points and 4 rebounds in college debut vs. North Carolina A&T (11/25)

PERSONAL

- Born Dec. 10, 2001
- Majoring in recreation, sport and tourism

GAME-BY-GAME STATISTICS

Date	Opponent	GS	MIN	FIELD GOALS			THREES		FREE THROWS		REBOUNDS				PF	A	TO	B	S	POINTS	
				FG	FG%	3FG	3%	FT	FT%	OFF	DEF	REB	RPG	PTS						PPG	
11/07/22	Eastern Illinois	*	25	8-14	.571	5-8	.625	2-4	.500	5	7	12	12.0	1	3	0	1	2	23	23.0	
11/11/22	Kansas City	*	27	3-7	.429	0-3	.000	0-0	.000	2	1	3	7.5	1	2	1	1	2	6	14.5	
11/14/22	Monmouth	*	17	1-5	.200	0-1	.000	4-4	1.000	3	2	5	6.7	2	3	5	0	2	6	11.7	
11/18/22	vs UCLA	*	35	2-3	.667	0-0	.000	1-2	.500	1	4	5	6.3	2	7	5	2	2	5	10.0	
11/20/20	vs Virginia	*	30	4-9	.444	2-5	.400	0-1	.000	1	0	1	5.2	1	3	3	3	0	10	10.0	
11/25/22	Lindenwood	*	22	0-2	.000	0-2	.000	0-0	.000	0	5	5	5.2	3	3	6	0	1	0	8.3	
11/29/22	Syracuse	*	35	7-11	.636	1-2	.500	0-2	.000	1	9	10	5.9	1	10	2	0	1	15	9.3	
12/02/22	at Maryland	*	39	7-17	.412	2-6	.333	0-0	.000	4	3	7	6.0	2	1	1	4	0	16	10.1	
12/06/22	vs. Texas	*	42	2-8	.250	1-5	.200	4-6	.667	2	5	7	6.1	2	4	1	3	0	9	10.0	
12/10/22	Penn St.	*	32	3-8	.375	0-2	.000	0-0	.000	2	5	7	6.2	2	6	2	0	1	6	9.6	
12/17/22	Alabama A&M	*	31	2-5	.400	1-3	.333	4-4	1.000	2	3	5	6.1	1	4	5	2	2	9	9.5	
12/22/22	vs Missouri																				
12/29/22	Bethune-Cookman																				
01/04/23	at Northwestern																				
01/07/23	Wisconsin																				
01/10/23	at Nebraska																				
01/13/23	Michigan St.																				
01/16/23	at Minnesota																				
01/19/23	Indiana																				
01/24/23	Ohio St.																				
01/28/23	at Wisconsin																				
01/31/23	Nebraska																				
02/04/23	at Iowa																				
02/07/23	Minnesota																				
02/11/23	Rutgers																				
02/14/23	at Penn St.																				
02/18/23	vs Indiana																				
02/23/23	Northwestern																				
02/26/23	at Ohio St.																				
03/02/23	Michigan																				
03/05/23	at Purdue																				

CAREER HIGHS

- PTS: 23**
vs. Eastern Illinois (11/7/22)
- FG: 8**
vs. Eastern Illinois (11/7/22)
- FG ATT: 17**
at Maryland (12/2/22)
- 3-PT: 5**
vs. Eastern Illinois (11/7/22)
- 3-PT ATT: 8**
vs. Eastern Illinois (11/7/22)
- FT: 7**
vs. Arkansas State (11/12/21)
- FT ATT: 13**
vs. Arkansas State (11/12/21)
- REB: 12 (twice)**
last vs. Eastern Illinois (11/7/22)
- AST: 10**
vs. Syracuse (11/29/22)
- STL: 4**
vs. Jackson State (11/9/21)
- BLK: 4 (twice)**
at Maryland (12/2/22)
- MIN: 42:06**
vs. Texas (12/6/22)

SEASON HIGHS

- PTS: 23**
vs. Eastern Illinois (11/7/22)
- FG: 8**
vs. Eastern Illinois (11/7/22)
- FG ATT: 17**
at Maryland (12/2/22)
- 3-PT: 5**
vs. Eastern Illinois (11/7/22)
- 3-PT ATT: 8**
vs. Eastern Illinois (11/7/22)
- FT: 4 (three times)**
last vs. Alabama A&M (12/17/22)
- FT ATT: 6**
vs. Texas (12/6/22)
- REB: 12**
vs. Eastern Illinois (11/7/22)
- AST: 10**
vs. Syracuse (11/29/22)
- STL: 2 (five times)**
last vs. Alabama A&M (12/17/22)
- BLK: 4**
at Maryland (12/2/22)
- MIN: 42:06**
vs. Texas (12/6/22)

CAREER STATISTICS

	G	GS	MIN	AVG	FIELD GOALS			THREE-POINTERS			FREE THROWS			OREB.	REBOUNDS		AVG.	PF	FO	AST	AST/G	TO	BLK	STL	PTS	PPG
					FG	FGA	PCT	3PM	3PA	PCT.	FTM	FTA	PCT.		DREB.	REB.										
2020-21	25	0	157	6.3	10	29	.345	3	13	.231	13	19	.684	9	12	21	0.8	16	0	11	0.4	6	9	2	36	1.4
2021-22	33	14	627	19.0	68	154	.442	19	65	.292	39	60	.650	47	94	141	4.3	62	2	50	1.5	45	17	26	194	5.9
2022-23	11	11	329	29.9	39	89	.438	12	37	.324	15	23	.652	23	44	67	6.1	18	0	46	4.2	31	16	13	105	9.5
Total	69	25	1113	16.1	117	272	.430	34	115	.296	67	102	.657	79	150	229	3.3	96	2	107	1.6	82	42	41	335	4.9



12 BRANDON LIEB

JUNIOR // CENTER // 7-0 // 220
DEERFIELD, ILL. // DEERFIELD H.S.

2022-23

- Has appeared in 6 games this season
- 2 points and career-high 3 rebounds vs. Alabama A&M (12/17)
- 2 blocks in win over Syracuse (11/29)
- Season-high 3 points with 2 boards vs. Lindenwood (11/25)
- 2 points and 2 rebounds vs. Monmouth (11/14)

2021-22

- Academic All-Big Ten selection
- Played in 10 games on the season, totaling eight points and seven rebounds
- Career high-tying four points with two boards vs. Saint Francis PA (12/18/21)
- Career high-tying four points and career-high tying three rebounds vs. Arkansas State (11/12/21)

2020-21

- Played in five games, totaling 4 points and 6 rebounds
- Made college debut vs. North Carolina A&T (11/25), totaling 4 points and 3 rebounds

PERSONAL

- Born April 19, 2002
- Majoring in finance

GAME-BY-GAME STATISTICS

Date	Opponent	GS	MIN	FIELD GOALS			THREES		FREE THROWS		REBOUNDS				PF	A	TO	B	S	POINTS	
				FG	FG%	3FG	3%	FT	FT%	OFF	DEF	REB	RPG	PTS						PPG	
11/07/22	Eastern Illinois	2		0-2	.000	0-0	.000	0-0	.000	0	0	0	0.0	1	0	0	1	0	0	0	0.0
11/11/22	Kansas City	4		0-0	.000	0-0	.000	0-0	.000	1	0	1	0.5	0	0	0	0	0	0	0	0.0
11/14/22	Monmouth	8		1-1	1.000	0-0	.000	0-2	.000	0	2	2	1.0	5	0	2	1	0	2	0.7	
11/18/22	vs UCLA	DNP																			
11/20/20	vs Virginia	DNP																			
11/25/22	Lindenwood	5		1-2	.500	0-0	.000	1-1	1.000	0	2	2	1.3	0	0	0	0	0	3	1.3	
11/29/22	Syracuse	1		0-0	.000	0-0	.000	0-0	.000	0	0	0	1.0	0	0	0	2	0	0	1.0	
12/02/22	at Maryland	DNP																			
12/06/22	vs. Texas	DNP																			
12/10/22	Penn St.	DNP																			
12/17/22	Alabama A&M	2		1-2	.500	0-0	.000	0-1	.000	2	1	3	1.3	1	0	0	0	0	2	1.2	
12/22/22	vs Missouri																				
12/29/22	Bethune-Cookman																				
01/04/23	at Northwestern																				
01/07/23	Wisconsin																				
01/10/23	at Nebraska																				
01/13/23	Michigan St.																				
01/16/23	at Minnesota																				
01/19/23	Indiana																				
01/24/23	Ohio St.																				
01/28/23	at Wisconsin																				
01/31/23	Nebraska																				
02/04/23	at Iowa																				
02/07/23	Minnesota																				
02/11/23	Rutgers																				
02/14/23	at Penn St.																				
02/18/23	vs Indiana																				
02/23/23	Northwestern																				
02/26/23	at Ohio St.																				
03/02/23	Michigan																				
03/05/23	at Purdue																				

CAREER HIGHS

- PTS: 4 (three times)**
last vs. Saint Francis PA (12/18/21)
- FG: 2 (twice)**
last vs. Saint Francis PA (12/18/21)
- FG ATT: 3**
vs. Arkansas State (11/12/21)
- 3-PT: 0**
- 3-PT ATT: 0**
- FT: 2**
vs. North Carolina A&T (11/25/20)
- FT ATT: 2 (twice)**
last vs. Monmouth (11/14/22)
- REB: 3 (three times)**
last vs. Alabama A&M (12/17/22)
- AST: 1 (twice)**
vs. Jackson State (11/9/21)
- STL: 0**
- BLK: 2**
vs. Syracuse (11/29/22)
- MIN: 7:43**
vs. Monmouth (11/14/22)

SEASON HIGHS

- PTS: 3**
vs. Lindenwood (11/25/22)
- FG: 1 (three times)**
last vs. Alabama A&M (12/17/22)
- FG ATT: 2 (three times)**
last vs. Alabama A&M (12/17/22)
- 3-PT: 0**
- 3-PT ATT: 0**
- FT: 1**
vs. Lindenwood (11/25/22)
- FT ATT: 2**
vs. Monmouth (11/14/22)
- REB: 3**
vs. Alabama A&M (12/17/22)
- AST: 0**
- STL: 0**
- BLK: 2**
vs. Syracuse (11/29/22)
- MIN: 7:43**
vs. Monmouth (11/14/22)

CAREER STATISTICS

	G	GS	MIN	AVG	FIELD GOALS			THREE-POINTERS			FREE THROWS			REBOUNDS			PF	FO	AST	AST/G	TO	BLK	STL	PTS	PPG	
					FG	FGA	PCT	3PM	3PA	PCT	FTM	FTA	PCT	OREB.	DREB.	REB.										AVG.
2020-21	5	0	12	2.4	1	7	.143	0	0	.000	2	2	1.000	4	2	6	1.2	0	0	1	0.2	3	1	0	4	0.8
2021-22	10	0	24	2.4	4	5	.800	0	0	.000	0	1	.000	4	3	7	0.7	4	0	1	0.1	1	1	0	8	0.8
2022-23	6	0	22	3.7	3	7	.429	0	0	.000	1	4	.250	3	5	8	1.3	7	1	0	0.0	2	4	0	7	1.2
Total	21	0	58	2.8	8	19	.421	0	0	.000	3	7	.429	11	10	21	1.0	11	1	2	0.1	6	6	0	19	0.9



24 MATTHEW MAYER

GRADUATE STUDENT // GUARD/FORWARD // 6-9 // 225
AUSTIN, TEXAS // WESTLAKE H.S. // BAYLOR

2022-23

- Started all 11 games, ranking fourth on team in scoring (9.2 ppg) and rebounding (4.4 rpg)
- Tied season with with 21 points on 9-12 FG and career-high tying 3 blocks with 7 boards vs. Alabama A&M (12/17)
- Team-high 14 points vs. Penn State (12/10)
- Erupted at Madison Square Garden for season-high 21 points on 8-10 FG, including perfect 5-of-5 from 3-point range, with career-high 3 blocks in win over #2 Texas (12/6)
- 8 rebounds and 2 steals in win over Syracuse (11/29)
- 8 points, season-high 9 rebounds and 2 steals vs. Lindenwood (11/25)
- 11 points and season-high 5 assists in win over #8 UCLA (11/18)
- 7 points and 4 rebounds in Illini debut vs. Eastern Illinois (11/7)

CAREER (AT BAYLOR)

- Played four years at Baylor where he helped the Bears to the 2021 national championship and back-to-back Big 12 titles and NCAA Tournament No. 1 seeds in 2021 and 2022
- Played in 126 career games, totaling 865 points, 400 rebounds, 112 assists and 109 steals

2021-22 (AT BAYLOR)

- Honorable mention All-Big 12
- Started 33 games, posting career best averages of 9.8 points and 5.0 rebounds
- Second on team with 41 steals and third with 33 three-pointers
- Career-high 22 points with four 3-pointers in NCAA first round vs. Norfolk State (3/17/22)
- Career-best 12 rebounds vs. No. 5 Kansas (2/26/22)
- First 20-point game at West Virginia (1/18/22), hitting career-high five treys with four steals

PERSONAL

- Born Sept. 23, 1999 in Dallas
- Pursuing a strategic brand management graduate certificate
- Earned a bachelor's degree from Baylor in health, kinesiology and leisure studies

GAME-BY-GAME STATISTICS

Date	Opponent	GS	MIN	FIELD GOALS			THREES		FREE THROWS		REBOUNDS			PF	A	TO	B	S	POINTS	
				FG	FG%	3FG	3%	FT	FT%	OFF	DEF	REB	RPG						PTS	PPG
11/07/22	Eastern Illinois	*	16	3-9	.333	1-3	.333	0-0	.000	2	2	4	1	1	2	0	1	7	7.0	
11/11/22	Kansas City	*	13	2-5	.400	1-4	.250	0-0	.000	0	2	2	3	0	1	1	1	5	6.0	
11/14/22	Monmouth	*	19	1-5	.200	1-5	.200	0-0	.000	0	3	3	3	0	2	0	1	3	5.0	
11/18/22	vs UCLA	*	23	3-8	.375	2-6	.333	3-4	.750	1	3	4	3	2	5	1	0	1	11	6.5
11/20/20	vs Virginia	*	23	2-7	.286	0-2	.000	0-0	.000	0	4	4	3	1	0	0	0	4	6.0	
11/25/22	Lindenwood	*	15	2-6	.333	2-5	.400	2-2	1.000	2	7	9	4	2	1	1	2	8	6.3	
11/29/22	Syracuse	*	21	2-6	.333	0-3	.000	1-2	.500	3	5	8	4	1	2	1	0	2	5	6.1
12/02/22	at Maryland	*	14	1-4	.250	0-1	.000	0-0	.000	1	1	2	4	4	0	0	1	2	5.6	
12/06/22	vs. Texas	*	28	8-10	.800	5-5	1.000	0-0	.000	0	2	2	4	4	1	2	3	1	21	7.3
12/10/22	Penn St.	*	23	4-11	.364	2-8	.250	4-5	.800	0	3	3	4	1	0	0	0	14	8.0	
12/17/22	Alabama A&M	*	20	9-12	.750	3-6	.500	0-3	.000	2	5	7	4	4	1	1	3	2	21	9.2
12/22/22	vs Missouri																			
12/29/22	Bethune-Cookman																			
01/04/23	at Northwestern																			
01/07/23	Wisconsin																			
01/10/23	at Nebraska																			
01/13/23	Michigan St.																			
01/16/23	at Minnesota																			
01/19/23	Indiana																			
01/24/23	Ohio St.																			
01/28/23	at Wisconsin																			
01/31/23	Nebraska																			
02/04/23	at Iowa																			
02/07/23	Minnesota																			
02/11/23	Rutgers																			
02/14/23	at Penn St.																			
02/18/23	vs Indiana																			
02/23/23	Northwestern																			
02/26/23	at Ohio St.																			
03/02/23	Michigan																			
03/05/23	at Purdue																			

CAREER HIGHS

- PTS: 22**
vs. Norfolk State (3/17/22)
- FG: 9**
vs. Alabama A&M (12/17/22)
- FG ATT: 15**
vs. Central Arkansas (11/17/21)
- 3-PT: 5 (twice)**
last vs. Texas (12/6/22)
- 3-PT ATT: 8 (twice)**
last vs. Penn State (12/10/22)
- FT: 5 (four times)**
last vs. Texas (2/12/22)
- FT ATT: 8**
at Texas Tech (2/16/19)
- REB: 12**
vs. Kansas (2/26/22)
- AST: 5**
vs. UCLA (11/18/22)
- STL: 5**
vs. Central Arkansas (11/17/21)
- BLK: 3 (three times)**
last vs. Alabama A&M (12/17/22)
- MIN: 30 (twice)**
last at West Virginia (1/18/22)

SEASON HIGHS

- PTS: 21 (twice)**
last vs. Alabama A&M (12/17/22)
- FG: 9**
vs. Alabama A&M (12/17/22)
- FG ATT: 12**
vs. Alabama A&M (12/17/22)
- 3-PT: 5**
vs. Texas (12/6/22)
- 3-PT ATT: 8**
vs. Penn State (12/10/22)
- FT: 4**
vs. Penn State (12/10/22)
- FT ATT: 5**
vs. Penn State (12/10/22)
- REB: 9**
vs. Lindenwood (11/25/22)
- AST: 5**
vs. UCLA (11/18/22)
- STL: 2 (twice)**
last vs. Syracuse (11/29/22)
- BLK: 3 (twice)**
last vs. Alabama A&M (12/17/22)
- MIN: 27:47**
vs. Texas (12/6/22)

CAREER STATISTICS AT BAYLOR

	G	GS	MIN	AVG	FIELD GOALS			THREE-POINTERS			FREE THROWS			REBOUNDS			PF	FO	AST	AST/G	TO	BLK	STL	PTS	PPG	
					FG	FGA	PCT	3PM	3PA	PCT	FTM	FTA	PCT	OREB.	DREB.	REB.										AVG.
2018-19	33	0	389	11.8	51	154	.331	20	65	.308	31	47	.660	24	42	66	2.0	34	0	26	0.8	25	8	17	153	4.6
2019-20	30	0	349	11.6	54	128	.422	17	45	.378	20	29	.690	18	39	57	1.9	30	0	23	0.8	21	4	15	145	4.8
2020-21	30	0	469	15.6	92	188	.489	30	76	.395	29	49	.592	30	82	112	3.7	44	0	29	1.0	35	8	36	243	8.1
2021-22	33	33	751	22.8	119	291	.409	44	136	.324	42	60	.700	38	127	165	5.0	81	3	34	1.0	32	26	41	324	9.8
Total	126	33	1959	15.5	316	761	.415	111	322	.345	122	185	.659	110	290	400	3.2	189	3	112	0.9	113	46	109	865	6.9

CAREER STATISTICS AT ILLINOIS

2022-23	11	11	215	19.5	37	83	.446	17	48	.354	10	16	.625	11	37	48	4.4	24	0	13	1.2	10	8	12	101	9.2
---------	----	----	-----	------	----	----	------	----	----	------	----	----	------	----	----	----	-----	----	---	----	-----	----	---	----	-----	-----

COMBINED CAREER STATISTICS

Total	137	44	2176	15.9	353	844	.418	128	370	.346	132	201	.657	121	327	448	3.3	213	3	125	0.9	123	54	121	966	7.1
--------------	------------	-----------	-------------	-------------	------------	------------	-------------	------------	------------	-------------	------------	------------	-------------	------------	------------	------------	------------	------------	----------	------------	------------	------------	-----------	------------	------------	------------



15 RJ MELENDEZ

SOPHOMORE // GUARD // 6-7 // 205

ARECIBO, PUERTO RICO // CENTRAL POINTE CHRISTIAN ACADEMY (FLA.)

2022-23

- Started all 11 games, averaging 8.8 ppg and 3.3 rpg
- Leads team in steals (1.4 spg)
- 9 points, 4 boards and 2 steals in win over #2 Texas (12/6)
- 13 points with career-high 7 rebounds and career-best 3 steals at #22 Maryland (12/2)
- 15 points, season-high 6 rebounds and 2 steals in win over Syracuse (11/29)
- Career-high 17 points (7-11 FG) with 4 boards vs. Lindenwood (11/25)
- 8 points with pair of threes vs. #16 Virginia (11/20)
- 9 points and 5 rebounds vs. Monmouth (11/14)
- 8 points vs. Kansas City (11/11)
- Career-high 3 blocks in opener vs. Eastern Illinois (11/7)

2021-22

- Played in 22 games, averaging 3.8 points and 1.7 rebounds
- Nine points and three assists in NCAA Tournament vs. No. 15 Houston (3/20/22)
- 10 points in 11 minutes at Rutgers (2/16/22)
- Set season highs with 14 points, six rebounds and two steals in win over Northwestern (2/13/22)
- Eight points on 3-3 FG at No. 3 Purdue (2/8/22)
- Six points and three rebounds in win at Northwestern (1/29/22)
- First career start in Big Ten/ACC Challenge win over Notre Dame (11/29/21), hitting two 3-pointers for six points

HIGH SCHOOL

- Four-star recruit ranked No. 56 by ESPN, No. 93 by 247Sports Composite and No. 117 by Rivals
- Averaged 24.3 points, 6.1 rebounds, 3.4 assists, 2.2 steals and 2.3 blocks as a senior, leading Central Pointe (CPCA) to a 33-7 record
- Sunshine Independent Athletic Association (SIAA) Player of the Year and first-team All-SIAA
- Finished his career as CPCA's all-time leading scorer with 2,006 points

PERSONAL

- Born Dec. 3, 2002
- Majoring in recreation, sport and tourism

GAME-BY-GAME STATISTICS

Date	Opponent	GS	MIN	FIELD GOALS			THREES			FREE THROWS			REBOUNDS			PF	A	TO	B	S	POINTS	
				FG	FG%	3FG	3%	FT	FT%	OFF	DEF	REB	RPG	PTS	PPG							
11/07/22	Eastern Illinois	*	20	0-5	.000	0-5	.000	1-2	.500	1	1	2	2.0	1	0	2	3	2	1	1.0		
11/11/22	Kansas City	*	21	2-7	.286	1-3	.333	3-3	1.000	2	1	3	2.5	2	2	0	0	2	8	4.5		
11/14/22	Monmouth	*	15	4-7	.571	1-3	.333	0-0	.000	1	4	5	3.3	3	2	0	2	9	6.0			
11/18/22	vs UCLA	*	18	1-4	.250	1-3	.333	0-0	.000	1	0	1	2.8	0	0	3	1	0	3	5.3		
11/20/20	vs Virginia	*	27	3-7	.429	2-4	.500	0-0	.000	0	0	0	2.2	3	0	2	0	1	8	5.8		
11/25/22	Lindenwood	*	22	7-11	.636	2-5	.400	1-1	1.000	0	4	4	2.5	0	1	2	0	1	17	7.7		
11/29/22	Syracuse	*	21	3-7	.429	2-5	.400	7-8	.875	2	4	6	3.0	2	1	0	1	2	15	8.7		
12/02/22	at Maryland	*	33	5-7	.714	2-3	.667	1-1	1.000	2	5	7	3.5	2	0	2	2	3	13	9.3		
12/06/22	vs. Texas	*	27	3-6	.500	1-4	.250	2-2	1.000	0	4	4	3.6	2	0	2	1	2	9	9.2		
12/10/22	Penn St.	*	16	2-2	1.000	1-1	1.000	0-0	.000	0	1	1	3.3	0	1	1	0	0	5	8.8		
12/17/22	Alabama A&M		15	0-3	.000	0-2	.000	0-0	.000	1	2	3	3.3	0	0	1	0	0	0	8.0		
12/22/22	vs Missouri																					
12/29/22	Bethune-Cookman																					
01/04/23	at Northwestern																					
01/07/23	Wisconsin																					
01/10/23	at Nebraska																					
01/13/23	Michigan St.																					
01/16/23	at Minnesota																					
01/19/23	Indiana																					
01/24/23	Ohio St.																					
01/28/23	at Wisconsin																					
01/31/23	Nebraska																					
02/04/23	at Iowa																					
02/07/23	Minnesota																					
02/11/23	Rutgers																					
02/14/23	at Penn St.																					
02/18/23	vs Indiana																					
02/23/23	Northwestern																					
02/26/23	at Ohio St.																					
03/02/23	Michigan																					
03/05/23	at Purdue																					

CAREER HIGHS

- PTS: 17**
vs. Lindenwood (11/25/22)
- FG: 7**
vs. Lindenwood (11/25/22)
- FG ATT: 11**
vs. Lindenwood (11/25/22)
- 3-PT: 2 (six times)**
last at Maryland (12/2/22)
- 3-PT ATT: 5 (three times)**
last vs. Syracuse (11/29/22)
- FT: 7**
vs. Syracuse (11/29/22)
- FT ATT: 8**
vs. Syracuse (11/29/22)
- REB: 7**
at Maryland (12/2/22)
- AST: 4**
vs. Saint Francis PA (12/18/21)
- STL: 3**
at Maryland (12/2/22)
- BLK: 3**
vs. Eastern Illinois (11/7/22)
- MIN: 33:12**
at Maryland (12/2/22)

SEASON HIGHS

- PTS: 17**
vs. Lindenwood (11/25/22)
- FG: 7**
vs. Lindenwood (11/25/22)
- FG ATT: 11**
vs. Lindenwood (11/25/22)
- 3-PT: 2 (four times)**
last at Maryland (12/2/22)
- 3-PT ATT: 5 (three times)**
last vs. Syracuse (11/29/22)
- FT: 7**
vs. Syracuse (11/29/22)
- FT ATT: 8**
vs. Syracuse (11/29/22)
- REB: 7**
at Maryland (12/2/22)
- AST: 2 (twice)**
last vs. Monmouth (11/14/22)
- STL: 3**
at Maryland (12/2/22)
- BLK: 3**
vs. Eastern Illinois (11/7/22)
- MIN: 33:12**
at Maryland (12/2/22)

CAREER STATISTICS

	G	GS	MIN	AVG	FIELD GOALS			THREE-POINTERS			FREE THROWS			REBOUNDS			PF	FO	AST	AST/G	TO	BLK	STL	PTS	PPG	
					FG	FGA	PCT	3PM	3PA	PCT	FTM	FTA	PCT	DREB.	REB.	AVG.										
2021-22	22	1	187	8.5	29	51	.569	9	15	.600	17	20	.850	9	28	37	1.7	12	0	15	0.7	10	3	6	84	3.8
2022-23	11	10	235	21.4	30	66	.455	13	38	.342	15	17	.882	10	26	36	3.3	15	0	7	0.6	17	8	15	88	8.0
Total	33	11	422	12.8	59	117	.504	22	53	.415	32	37	.865	19	54	73	2.2	27	0	22	0.7	27	11	21	172	5.2



20^{TY} RODGERS

FRESHMAN // GUARD/FORWARD // 6-6 // 200

SAGINAW, MICH. // THORNTON TOWNSHIP H.S. (ILL.)

2022-23

- Has played in all 11 games, averaging 2.0 points and 3.2 rebounds
- 5 rebounds vs. Alabama A&M (12/17)
- Season-high 6 points vs. Penn State (12/10)
- 4 points and a block in win over #2 Texas (12/6)
- 4 points for third time in win over Syracuse (11/29)
- 3 rebounds in just 8 minutes vs. #16 Virginia (11/20)
- 5 rebounds vs. Monmouth (11/14)
- 8 rebounds and game-high 5 assists in college debut vs. Eastern Illinois (11/7)

HIGH SCHOOL

- Top-75 recruit ranked No. 52 by ESPN, No. 53 by 247Sports Composite, No. 59 by Rivals and No. 64 by On3 Consensus
- Helped USA Basketball win the 2022 FIBA Americas U18 Championship in Tijuana Mexico
- Averaged 5.3 points on 72.2% shooting along with 5.5 rebounds and 3.2 assists in just 18.1 minutes per game during Team USA's run to the gold medal
- Participated in the 2022 Jordan Brand Classic
- Attended Thornton Township High School in Harvey, Illinois, as a senior
- Averaged 17.3 points, 15.4 rebounds, eight assists, three steals and three blocks
- Consensus first-team All-State selection
- Player of the Year by the *Daily Southtown*
- Prior to Thornton, played for Grand Blanc High School in Michigan
- Leading Grand Blanc to the 2021 state championship, the first state title in school history
- Averaged 17.8 points, 9.4 rebounds, 3.7 assists and 2.3 steals as a junior
- 2021 Michigan Division 1 Player of the Year by the Associated Press

PERSONAL

- Born May 3, 2004
- Enrolled in the Division of General Studies (undeclared)

GAME-BY-GAME STATISTICS

Date	Opponent	GS	MIN	FIELD GOALS			THREES		FREE THROWS		REBOUNDS				PF	A	TO	B	S	POINTS	
				FG	FG%	3FG	3%	FT	FT%	OFF	DEF	REB	RPG	PTS						PPG	
11/07/22	Eastern Illinois	22	0-1	.000	0-0	.000	1-6	.167	2	6	8	8.0	2	5	2	0	0	1	1.0		
11/11/22	Kansas City	21	2-4	.500	0-0	.000	0-0	.000	0	1	1	4.5	1	1	1	0	0	4	2.5		
11/14/22	Monmouth	28	2-2	1.000	0-0	.000	0-0	.000	3	2	5	4.7	3	2	0	0	1	4	3.0		
11/18/22	vs UCLA	7	0-1	.000	0-0	.000	0-0	.000	0	1	1	3.8	2	0	1	0	1	0	2.3		
11/20/20	vs Virginia	8	0-1	.000	0-0	.000	0-0	.000	1	2	3	3.6	2	0	0	0	0	0	1.8		
11/25/22	Lindenwood	23	1-1	1.000	0-0	.000	0-0	.000	2	1	3	3.5	2	2	3	0	1	2	1.8		
11/29/22	Syracuse	15	2-4	.500	0-0	.000	0-0	.000	0	1	1	3.1	0	2	0	0	0	4	2.1		
12/02/22	at Maryland	9	0-1	.000	0-0	.000	0-0	.000	0	1	1	2.9	0	1	0	0	0	0	1.9		
12/06/22	vs. Texas	7	0-1	.000	0-1	.000	0-0	.000	0	4	4	3.0	2	0	0	1	0	0	1.7		
12/10/22	Penn St.	14	3-5	.600	0-0	.000	0-0	.000	2	1	3	3.0	2	0	0	0	1	6	2.1		
12/17/22	Alabama A&M	21	0-1	.000	0-0	.000	1-2	.500	2	3	5	3.2	0	1	2	0	0	1	2.0		
12/22/22	vs Missouri																				
12/29/22	Bethune-Cookman																				
01/04/23	at Northwestern																				
01/07/23	Wisconsin																				
01/10/23	at Nebraska																				
01/13/23	Michigan St.																				
01/16/23	at Minnesota																				
01/19/23	Indiana																				
01/24/23	Ohio St.																				
01/28/23	at Wisconsin																				
01/31/23	Nebraska																				
02/04/23	at Iowa																				
02/07/23	Minnesota																				
02/11/23	Rutgers																				
02/14/23	at Penn St.																				
02/18/23	vs Indiana																				
02/23/23	Northwestern																				
02/26/23	at Ohio St.																				
03/02/23	Michigan																				
03/05/23	at Purdue																				

CAREER/SEASON HIGHS

- PTS: 6**
vs. Penn State (12/10/22)
- FG: 3**
vs. Penn State (12/10/22)
- FG ATT: 5**
vs. Penn State (12/10/22)
- 3-PT: 0**
- 3-PT ATT: 1**
vs. Texas (12/6/22)
- FT: 1 (twice)**
last vs. Alabama A&M (12/17/22)
- FT ATT: 6**
vs. Eastern Illinois (11/7/22)
- REB: 8**
vs. Eastern Illinois (11/7/22)
- AST: 5**
vs. Eastern Illinois (11/7/22)
- STL: 1 (four times)**
last vs. Penn State (12/10/22)
- BLK: 1**
vs. Texas (12/6/22)
- MIN: 28:08**
vs. Monmouth (11/14/22)

CAREER STATISTICS

2022-23	G	GS	MIN	AVG	FIELD GOALS			THREE-POINTERS			FREE THROWS			OREB.	REBOUNDS			AVG.	PF	FO	AST	AST/G	TO	BLK	STL	PTS	PPG
					FG	FGA	PCT	3PM	3PA	PCT.	FTM	FTA	PCT.		DREB.	REB.											
2022-23	11	0	175	15.9	10	22	.455	0	1	.000	2	8	.250	12	23	35	3.2	16	0	14	1.3	9	1	4	22	2.0	



2 CONNOR SERVEN

JUNIOR // FORWARD // 6-9 // 235

PRAIRIE CITY, ILL. // ST. RITA H.S.

2022-23

- In third season as Illini walkon
- Has played in 5 games this season
- Career-high 2 rebounds vs. Monmouth (11/14)

2021-22

- Academic All-Big Ten selection
- Walkon played in six games on the season
- Played career-high four minutes vs. Saint Francis PA (12/18/21), grabbing one rebound

2020-21

- Played in seven games on the year
- Made debut vs. North Carolina A&T (11/25/20), recording first career basket and rebound

HIGH SCHOOL

- Averaged 8.3 points, 7.0 rebounds and 2.4 assists as a senior
- Named Chicago Catholic League honorable mention all-conference
- Helped lead St. Rita to first place in the CCL White division with an 11-4 conference record and perfect 7-0 mark versus division foes
- Received high honors GPA recognition
- Attended Bushnell-Prairie City as a freshman and sophomore

PERSONAL

- Born May 17, 2002
- Majoring in agribusiness markets and management

GAME-BY-GAME STATISTICS

Date	Opponent	GS	MIN	FIELD GOALS	THREES	FREE THROWS	REBOUNDS	PF	A	T	B	S	PTS	PPG
				FG	3FG	FT	OFF DEF							
				FG%	3%	FT%								
11/07/22	Eastern Illinois	9		0-0	0-0	0-0	0 0	0	0	0	0	0	0	0.0
11/11/22	Kansas City	2		0-0	0-0	0-0	0 1	1	0.5	0	0	1	0	0.0
11/14/22	Monmouth	4		0-0	0-0	0-0	1 1	2	1.0	1	0	0	0	0.0
11/18/22	vs UCLA	DNP												
11/20/20	vs Virginia	DNP												
11/25/22	Lindenwood	3		0-1	0-1	0-0	0 0	0	0.8	0	0	0	0	0.0
11/29/22	Syracuse	2		0-0	0-0	1-2	0 1	1	0.8	1	0	1	0	0.2
12/02/22	at Maryland	DNP-Inj.												
12/06/22	vs. Texas	DNP-Inj.												
12/10/22	Penn St.	DNP-Inj.												
12/17/22	Alabama A&M	DNP-Inj.												
12/22/22	vs Missouri													
12/29/22	Bethune-Cookman													
01/04/23	at Northwestern													
01/07/23	Wisconsin													
01/10/23	at Nebraska													
01/13/23	Michigan St.													
01/16/23	at Minnesota													
01/19/23	Indiana													
01/24/23	Ohio St.													
01/28/23	at Wisconsin													
01/31/23	Nebraska													
02/04/23	at Iowa													
02/07/23	Minnesota													
02/11/23	Rutgers													
02/14/23	at Penn St.													
02/18/23	vs Indiana													
02/23/23	Northwestern													
02/26/23	at Ohio St.													
03/02/23	Michigan													
03/05/23	at Purdue													

CAREER HIGHS

- PTS: 2**
vs. North Carolina A&T (11/25/20)
- FG: 1**
vs. North Carolina A&T (11/25/20)
- FG ATT: 1 (three times)**
last vs. Lindenwood (11/25/22)
- 3-PT: 0**
- 3-PT ATT: 1**
vs. Lindenwood (11/25/22)
- FT: 1**
vs. Syracuse (11/29/22)
- FT ATT: 2**
vs. Syracuse (11/29/22)
- REB: 2**
vs. Monmouth (11/14/22)
- AST: 0**
- STL: 1**
vs. Kansas City (11/11/22)
- BLK: 0**
- MIN: 8:51**
vs. Eastern Illinois (11/7/22)

SEASON HIGHS

- PTS: 1**
vs. Syracuse (11/29/22)
- FG: 0**
- FG ATT: 1**
vs. Lindenwood (11/25/22)
- 3-PT: 0**
- 3-PT ATT: 1**
vs. Lindenwood (11/25/22)
- FT: 1**
vs. Syracuse (11/29/22)
- FT ATT: 2**
vs. Syracuse (11/29/22)
- REB: 2**
vs. Monmouth (11/14/22)
- AST: 0**
- STL: 1**
vs. Kansas City (11/11/22)
- BLK: 0**
- MIN: 8:51**
vs. Eastern Illinois (11/7/22)

CAREER STATISTICS

	G	GS	MIN	AVG	FIELD GOALS	THREE-POINTERS	FREE THROWS	REBOUNDS	PF	FO	AST	AST/G	TO	BLK	STL	PTS	PPG
					FG	3PM	FTM	OREB.									
					FGA	3PA	FTA	DREB.									
					PCT	PCT	PCT	REB.									
2020-21	7	0	13	1.9	1	1	1.000	0	0	0.000	1	1	2	0.3	2	0	0.3
2021-22	6	0	11	1.9	0	1	.000	0	1	.000	0	1	1	0.2	0	0	0.0
2022-23	5	0	20	4.0	0	1	.000	1	2	.500	1	3	4	0.8	2	0	0.2
Total	18	0	45	2.5	1	3	.333	0	2	.000	2	5	7	0.4	4	0	0.2



TERRENCE SHANNON JR.

SENIOR // GUARD // 6-6 // 225

CHICAGO, ILL. // IMG ACADEMY (FLA.) // TEXAS TECH

2022-23

- Started all 11 games, ranking 3rd in Big Ten n scoring at 17.8 ppg
- Second on team in rebounding (5.5 rpg) and assists (2.7 apg)
- 18 points vs. Alabama A&M (12/17)
- 16 points – including 12 in overtime – and career-high 3 steals in win over #2 Texas (12/6)
- 19 points with 7 boards at #22 Maryland (12/2)
- Game-high 17 points with 7 boards and two blocks in win over Syracuse (11/29)
- Big Ten Player of the Week (Nov. 21)
- 29 points in win over #8 UCLA (11/18), tying school record with 3 threes (8-9 3FG) and grabbing game-high 10 boards for third career double-double
- Career-high 30 points with 8 boards on 9-14 FG and 4 threes vs. Monmouth (11/14)
- 24 points (13-15 FT) with 8 boards in Illini debut vs. Eastern Illinois (11/7)
- Preseason Honors: Wooden Award Watch List, Naismith Trophy Watch List, Jerry West Shooting Guard of the Year Award Watch List, All-Big Ten Team

CAREER (AT TEXAS TECH)

- Played three years at Texas Tech where he helped the Red Raiders to the NCAA Tournament Round of 32 in 2021 and Sweet 16 in 2022

- Played in 83 career games at Texas Tech, totaling 915 points, 223 rebounds, 120 assists and 80 steals

2021-22 (AT TEXAS TECH)

- Big 12 All-Tournament Team
- First-Team Academic All-Big 12
- Played in 26 games, starting 20, and averaged 10.4 points, 2.6 rebounds and 2.0 assists
- Shot 45.5% from the field and career-best 38.4% from three
- 20 points in NCAA Tournament first round vs. Montana State (3/18/22)
- Season-high 23 points vs. West Virginia (1/22/22)
- Double-double with 18 points and career-high 12 rebounds vs. Tennessee (12/7/21)

PERSONAL

- Born July 30, 2000
- Majoring in sociology

GAME-BY-GAME STATISTICS

Date	Opponent	GS	MIN	FIELD GOALS			THREES		FREE THROWS		REBOUNDS			PF	A	T	B	S	POINTS	
				FG	FG%	3FG	3%	FT	FT%	OFF	DEF	REB	RPG						PTS	PPG
11/07/22	Eastern Illinois	*	26	5-8	.625	1-3	.333	13-15	.867	3	5	8	8.0	0	2	3	1	1	24	24.0
11/11/22	Kansas City	*	26	4-12	.333	1-5	.200	5-7	.714	1	3	4	6.0	0	5	1	0	1	14	19.0
11/14/22	Monmouth	*	23	9-14	.643	4-9	.444	8-10	.800	2	6	8	6.7	0	4	2	1	1	30	22.7
11/18/22	vs UCLA	*	39	9-13	.692	8-9	.889	3-7	.429	0	10	10	7.5	2	3	2	1	0	29	24.3
11/20/20	vs Virginia	*	36	4-10	.400	1-5	.200	0-2	.000	0	4	4	6.8	5	6	6	0	1	9	21.2
11/25/22	Lindenwood	*	25	6-11	.545	1-3	.333	3-3	1.000	1	2	3	6.2	0	3	1	0	2	16	20.3
11/29/22	Syracuse	*	33	5-17	.294	5-15	.333	2-2	1.000	5	2	7	6.3	1	2	2	0	17	19.9	
12/02/22	at Maryland	*	37	7-16	.438	0-5	.000	5-6	.833	4	3	7	6.4	2	3	2	1	1	19	19.8
12/06/22	vs. Texas	*	35	5-14	.357	1-4	.250	5-5	1.000	0	5	5	6.2	3	0	2	0	3	16	19.3
12/10/22	Penn St.	*	26	2-7	.286	0-3	.000	0-0	.000	0	2	2	5.8	1	0	3	1	0	4	17.8
12/17/22	Alabama A&M	*	34	5-12	.417	1-5	.200	7-10	.700	1	1	2	5.5	1	2	2	0	1	18	17.8
12/22/22	vs Missouri																			
12/29/22	Bethune-Cookman																			
01/04/23	at Northwestern																			
01/07/23	Wisconsin																			
01/10/23	at Nebraska																			
01/13/23	Michigan St.																			
01/16/23	at Minnesota																			
01/19/23	Indiana																			
01/24/23	Ohio St.																			
01/28/23	at Wisconsin																			
01/31/23	Nebraska																			
02/04/23	at Iowa																			
02/07/23	Minnesota																			
02/11/23	Rutgers																			
02/14/23	at Penn St.																			
02/18/23	vs Indiana																			
02/23/23	Northwestern																			
02/26/23	at Ohio St.																			
03/02/23	Michigan																			
03/05/23	at Purdue																			

CAREER HIGHS

- PTS: 30**
vs. Monmouth (11/14/22)
- FG: 9 (three times)**
last vs. UCLA (11/18/22)
- FG ATT: 18**
at DePaul (12/4/19)
- 3-PT: 8**
vs. UCLA (11/18/22)
- 3-PT ATT: 15**
vs. Syracuse (11/29/22)
- FT: 13**
vs. Eastern Illinois (11/7/22)
- FT ATT: 15**
vs. Eastern Illinois (11/7/22)
- REB: 12**
vs. Tennessee (12/7/21)
- AST: 6 (four times)**
last vs. Virginia (11/20/22)
- STL: 3 (three times)**
last vs. Texas (12/6/22)
- BLK: 2 (twice)**
last vs. Syracuse (11/29/22)
- MIN: 42**
vs. Tennessee (12/7/21)

SEASON HIGHS

- PTS: 30**
vs. Monmouth (11/14/22)
- FG: 9 (twice)**
last vs. UCLA (11/18/22)
- FG ATT: 17**
vs. Syracuse (11/29/22)
- 3-PT: 8**
vs. UCLA (11/18/22)
- 3-PT ATT: 15**
vs. Syracuse (11/29/22)
- FT: 13**
vs. Eastern Illinois (11/7/22)
- FT ATT: 15**
vs. Eastern Illinois (11/7/22)
- REB: 10**
vs. UCLA (11/18/22)
- AST: 6**
vs. Virginia (11/20/22)
- STL: 3**
vs. Texas (12/6/22)
- BLK: 2**
vs. Syracuse (11/29/22)
- MIN: 38:22**
vs. UCLA (11/20/22)

CAREER STATISTICS AT TEXAS TECH

	G	GS	MIN	AVG	FIELD GOALS			THREE-POINTERS			FREE THROWS			REBOUNDS			PF	FO	AST	AST/G	TO	BLK	STL	PTS	PPG	
					FG	FGA	PCT	3PM	3PA	PCT	FTM	FTA	PCT	OREB.	DREB.	REB.										AVG.
2019-20	29	21	681	23.5	94	200	.470	9	35	.257	87	105	.829	31	89	120	4.1	66	2	29	1.0	37	12	26	284	9.8
2020-21	28	13	746	26.6	120	268	.448	30	84	.357	90	119	.756	32	79	111	4.0	49	1	39	1.4	38	4	32	360	12.9
2021-22	26	20	649	25.0	90	198	.455	33	86	.384	58	74	.784	13	55	68	2.6	42	0	52	2.0	51	5	22	271	10.4
Total	83	54	2076	25.0	304	666	.456	72	205	.351	235	298	.789	76	223	299	3.6	157	3	120	1.4	126	21	80	915	11.0

CAREER STATISTICS AT ILLINOIS

2022-23	11	11	340	30.9	61	134	.455	23	66	.348	51	67	.761	17	43	60	5.5	15	1	30	2.7	26	7	11	196	17.8
---------	----	----	-----	------	----	-----	------	----	----	------	----	----	------	----	----	----	-----	----	---	----	-----	----	---	----	-----	------

COMBINED CAREER STATISTICS

Total	94	65	2415	25.7	365	800	.456	95	271	.351	286	365	.784	93	266	359	3.8	172	4	150	1.6	152	28	91	1111	11.8
--------------	-----------	-----------	-------------	-------------	------------	------------	-------------	-----------	------------	-------------	------------	------------	-------------	-----------	------------	------------	------------	------------	----------	------------	------------	------------	-----------	-----------	-------------	-------------



22 PAXTON WARDEN

FRESHMAN // GUARD // 6-4 // 180

GLEN ELLYN, ILL. // GLENBARD WEST H.S.

2022-23

- In first season as Illini walkon

HIGH SCHOOL

- Played on one of the most dominant teams in state history, Glenbard West, which finished 37-1 and won the 2022 IHSA Class 4A championship for the school's first-ever state title
- Led all scorers with 21 points (8-10 FG) in the championship game, a 56-34 victory over Whitney Young
- Averaged 11.6 points and 3.7 rebounds during his senior season, shooting 55% from the field and 42% from 3-point range

PERSONAL

- Born June 1, 2004
- Enrolled in the Division of General Studies (undeclared)

GAME-BY-GAME STATISTICS

Date	Opponent	GS	MIN	FIELD GOALS		THREES		FREE THROWS		REBOUNDS			PF	A	TO	B	S	POINTS	
				FG	FG%	3FG	3%	FT	FT%	OFF	DEF	REB						RPG	PTS
11/07/22	Eastern Illinois	2		0-0	.000	0-0	.000	0-0	.000	0	0	0	0.0	0	0	0	0	0	0.0
11/11/22	Kansas City	3		0-1	.000	0-1	.000	0-0	.000	0	0	0	0.0	0	0	1	0	0	0.0
11/14/22	Monmouth	3		0-2	.000	0-2	.000	0-0	.000	0	0	0	0.0	0	0	2	0	0	0.0
11/18/22	vs UCLA	DNP																	
11/20/20	vs Virginia	DNP																	
11/25/22	Lindenwood	1		0-0	.000	0-0	.000	0-0	.000	0	0	0	0.0	0	0	0	0	0	0.0
11/29/22	Syracuse	1		0-0	.000	0-0	.000	0-0	.000	0	0	0	0.0	0	0	0	0	0	0.0
12/02/22	at Maryland	DNP																	
12/06/22	vs. Texas	DNP																	
12/10/22	Penn St.	DNP																	
12/17/22	Alabama A&M	1		0-0	.000	0-0	.000	0-0	.000	0	0	0	0.0	0	0	0	0	0	0.0
12/22/22	vs Missouri																		
12/29/22	Bethune-Cookman																		
01/04/23	at Northwestern																		
01/07/23	Wisconsin																		
01/10/23	at Nebraska																		
01/13/23	Michigan St.																		
01/16/23	at Minnesota																		
01/19/23	Indiana																		
01/24/23	Ohio St.																		
01/28/23	at Wisconsin																		
01/31/23	Nebraska																		
02/04/23	at Iowa																		
02/07/23	Minnesota																		
02/11/23	Rutgers																		
02/14/23	at Penn St.																		
02/18/23	vs Indiana																		
02/23/23	Northwestern																		
02/26/23	at Ohio St.																		
03/02/23	Michigan																		
03/05/23	at Purdue																		

CAREER/SEASON HIGHS

- PTS: 0
- FG: 0
- FG ATT: 2
vs. Monmouth (11/14/22)
- 3-PT: 0
- 3-PT ATT: 2
vs. Monmouth (11/14/22)
- FT: 0
- FT ATT: 0
- REB: 0
- AST: 0
- STL: 0
- BLK: 0
- MIN: 3:10
vs. Monmouth (11/14/22)

CAREER STATISTICS

2022-23	G	GS	MIN	AVG	FIELD GOALS			THREE-POINTERS			FREE THROWS			REBOUNDS		PF	FO	AST	AST/G	TO	BLK	STL	PTS	PPG
					FG	FGA	PCT	3PM	3PA	PCT	FTM	FTA	PCT	DREB.	REB.									
2022-23	6	0	11	1.8	0	3	.000	0	3	.000	0	0	.000	0	0	0	0	0	0.0	2	1	0	0	0.0

2022-23 RESULTS

<u>DATE</u>	<u>OPPONENT</u>	<u>SCORE</u>	<u>ATTENDANCE</u>	<u>HIGH POINTS</u>	<u>HIGH REBOUNDS</u>
Nov. 7	Eastern Illinois	W, 87-57	14,543	24 – Shannon Jr.	12 – Hawkins
Nov. 11	Kansas City	W, 86-48	15,331	20 – Dainja	15 – Dainja
Nov. 14	Monmouth	W, 103 -65	13,772	30 – Shannon Jr.	8 – Shannon Jr.
Nov. 18	vs. #8 UCLA	W, 79-70	8,707	29 – Shannon Jr.	10 – Shannon Jr.
Nov. 20	vs. #16 Virginia	L, 61-70	7,678	14 – Epps	6 – Dainja
Nov. 25	Lindenwood	W, 92-59	12,552	19 – Clark	9 – Mayer
Nov. 29	Syracuse	W, 73-44	15,544	17 – Shannon Jr.	10 – Hawkins
Dec. 2	at #22 Maryland	L, 66-71	16,380	19 – Shannon Jr.	7 – Hawkins, Melendez & Shannon Jr.
Dec. 6	vs. #2 Texas	W, 85-78 (OT)	17,828	21 – Mayer	7 – Hawkins
Dec. 10	Penn State	L, 59-74	15,544	14 – Mayer	7 – Clark & Hawkins
Dec. 17	Alabama A&M	W, 68-47	13,813	21 – Mayer	8 – Harris
Dec. 22	vs. Missouri				
Dec. 29	Bethune-Cookman				
Jan. 4	at Northwestern				
Jan. 7	Wisconsin				
Jan. 10	at Nebraska				
Jan. 13	Michigan State				
Jan. 16	at Minnesota				
Jan. 19	Indiana				
Jan. 24	Ohio State				
Jan. 28	at Wisconsin				
Jan. 31	Nebraska				
Feb. 4	at Iowa				
Feb. 7	Minnesota				
Feb. 11	Rutgers				
Feb. 14	at Penn State				
Feb. 18	at Indiana				
Feb. 23	Northwestern				
Feb. 26	at Ohio State				
March 2	Michigan				
March 5	at Purdue				
March 8-12	at Big Ten Tournament				

ATTENDANCE					
	Games	Totals	Average	High Game	Sellouts
HOME	7	101,099	14,443	15,544 (2)	2
AWAY	1	16,380	16,380	16,380	0
NEUTRAL	3	34,213	11,404	17,828	0
TOTAL	11	151,692	13,790	17,828	2

GAME-BY-GAME TEAM STATISTICS

	GAME	FGM-A/%	3PM-A/%	FTM-A/%	OR-DR—TOT	PF	A	TO	B	S	PTS (1st-2nd-OT)
Nov. 7	Illinois	30-64/.469	9-26/.346	18-33/.545	20-33-53	16	16	15	9	10	87 (46-41)
	Eastern Illinois	21-60/.350	3-15/.200	12-20/.600	10-20-30	25	9	18	2	12	57 (31-26)
Nov. 11	Illinois	30-64/.469	8-27/.296	18-26/.692	14-29-43	11	15	11	8	11	86 (39-47)
	Kansas City	20-64/.313	3-21/.143	5-7/.714	15-25-40	21	8	24	2	5	48 (23-25)
Nov. 14	Illinois	37-62/.597	14-33/.424	15-20/.750	11-24-35	23	21	18	4	11	103 (63-40)
	Monmouth	21-49/.429	6-16/.375	17-23/.739	5-16-21	21	11	24	0	6	65 (33-32)
Nov. 18	Illinois	27-51/.529	12-25/.480	13-19/.684	5-33-38	17	19	21	4	8	79 (28-51)
	vs. UCLA	27-72/.375	9-22/.409	7-14/.500	16-23-39	15	17	15	3	10	70 (37-33)
Nov. 20	Illinois	24-59/.407	9-26/.346	4-9/.444	11-23-34	22	11	13	4	5	61 (31-30)
	vs. Virginia	20-48/.417	5-17/.294	25-32/.781	9-28-37	14	10	12	2	8	70 (29-41)
Nov. 25	Illinois	36-62/.581	11-30/.367	9-11/.818	11-27-38	12	17	22	2	16	92 (49-43)
	Lindenwood	24-58/.414	5-18/.278	6-6/1.000	7-15-22	10	9	22	1	7	59 (25-34)
Nov. 29	Illinois	24- 67 /.358	11- 39 /.282	14-22/.636	17-29-46	15	21	7	6	7	73 (30-43)
	Syracuse	15-54/.278	5-17/.294	9-17/.529	12-30-42	22	11	17	5	3	44 (23-21)
Dec. 2	Illinois	27-61/.443	5-20/.250	7- 8 /.875	13-20-33	18	8	12	7	5	66 (34-22)
	at Maryland	24-54/.444	9-23/.391	14-18/.778	10-21-31	13	9	11	3	3	71 (41-30)
Dec. 6	Illinois	27-60/.450	10-23/.435	21 -31/.677	10-32-42	20	11	17	12	7	85 (37-31-17)
	vs. Texas	29-69/.420	7-22/.318	13-19/.684	13-27-40	24	20	14	3	8	78 (34-34-10)
Dec. 10	Illinois	23-52/.442	7-23/.304	6-12/.500	7-25-32	11	11	12	4	4	59 (38-21)
	Penn State	27-54/.500	12-24/.500	8-10/.800	3-23-26	15	13	9	1	9	74 (47-27)
Dec. 17	Illinois	24-57/.421	7-27/.259	13-23/.565	16-30-46	16	9	18	6	7	68 (36-32)
	Alabama A&M	17-56/.304	3-17/.176	10-14/.714	11-22-33	23	2	18	6	7	47 (19-28)
Dec. 22	Illinois										
	vs. Missouri										
Dec. 29	Illinois										
	Bethune-Cookman										
Jan. 4	Illinois										
	at Northwestern										
Jan. 7	Illinois										
	Wisconsin										
Jan. 10	Illinois										
	at Nebraska										
Jan. 13	Illinois										
	Michigan State										
Jan. 16	Illinois										
	at Minnesota										
Jan. 19	Illinois										
	Indiana										
Jan. 24	Illinois										
	Ohio State										
Jan. 28	Illinois										
	at Wisconsin										
Jan. 31	Illinois										
	Nebraska										
Feb. 4	Illinois										
	at Iowa										
Feb. 7	Illinois										
	Minnesota										
Feb. 11	Illinois										
	Rutgers										
Feb. 14	Illinois										
	at Penn State										
Feb. 18	Illinois										
	at Indiana										
Feb. 23	Illinois										
	Northwestern										
Feb. 26	Illinois										
	at Ohio State										
March 2	Illinois										
	Michigan										
March 5	Illinois										
	at Purdue										
March 8-12	Illinois										
	at Big Ten Tournament										

TEAM SUPERLATIVES

ILLINOIS

	HIGHS	LOWS
POINTS	103 vs. Monmouth (11/14/22)	59 vs. Penn State (12/10/22)
FIRST-HALF POINTS	63 vs. Monmouth (11/14/22)	28 vs. UCLA (11/18/22)
SECOND-HALF POINTS	51 vs. UCLA (11/18/22)	21 vs. Penn State (12/10/22)
OVERTIME POINTS	17 vs. Texas (12/6/22)	
WINNING MARGIN	38, twice; last (103-65) vs. Monmouth (11/14/22)	7 (85-78) vs. Texas (12/6/22)
FIELD GOALS	37 vs. Monmouth (11/14/22)	23 vs. Penn State (12/10/22)
FIELD GOAL ATTEMPTS	67 vs. Syracuse (11/29/22)	51 vs. UCLA (11/18/22)
FIELD GOAL PERCENTAGE	.597 (37-62) vs. Monmouth (11/14/22)	.358 (24-67) vs. Syracuse (11/29/22)
3-POINT FIELD GOALS	14 vs. Monmouth (11/14/22)	5 at Maryland (12/2/22)
3-POINT FIELD GOAL ATTEMPTS	39 vs. Syracuse (11/29/22)	20 at Maryland (12/2/22)
3-POINT FIELD GOAL PERCENTAGE	.480 (12-25) vs. UCLA (11/18/22)	.250 (5-20) at Maryland (12/2/22)
FREE THROWS	21 vs. Texas (12/6/22)	4 vs. Virginia (11/20/22)
FREE THROW ATTEMPTS	33 vs. Eastern Illinois (11/7/22)	8 at Maryland (12/2/22)
FREE THROW PERCENTAGE	.875 (7-8) at Maryland (12/2/22)	.444 (4-9) vs. Virginia (11/20/22)
REBOUNDS	53 vs. Eastern Illinois (11/7/22)	32 vs. Penn State (12/10/22)
OFFENSIVE REBOUNDS	20 vs. Eastern Illinois (11/7/22)	5 vs. UCLA (11/18/22)
DEFENSIVE REBOUNDS	33, twice; last vs. UCLA (11/18/22)	20 at Maryland (12/2/22)
PERSONAL FOULS	23 vs. Monmouth (11/14/22)	11, twice; last vs. Penn State (12/10/22)
ASSISTS	21, twice; last vs. Syracuse (11/29/22)	8 at Maryland (12/2/22)
TURNOVERS	22 vs. Lindenwood (11/25/22)	7 vs. Syracuse (11/29/22)
STEALS	16 vs. Lindenwood (11/25/22)	4 vs. Penn State (12/10/22)
BLOCKED SHOTS	12 vs. Texas (12/6/22)	2 vs. Lindenwood (11/25/22)
LARGEST LEAD	44 (101-57) vs. Monmouth (11/14/22)	
LARGEST DEFICIT	19 (47-66) vs. Penn State (12/10/22)	
LARGEST DEFICIT OVERCOME IN A WIN	15 (29-44) vs. UCLA (11/18/22)	
LARGEST LEAD RELINQUISHED IN A LOSS	5 (19-14) vs. Penn State (12/10/22)	
LARGEST HALFTIME LEAD	30 (63-33) vs. Monmouth (11/14/22)	
LARGEST HALFTIME DEFICIT	9, twice; last (38-47) vs. Penn State (12/10/22)	
LARGEST HALFTIME DEFICIT OVERCOME IN A WIN	9 (28-37) vs. UCLA (11/18/22)	
LARGEST HALFTIME LEAD RELINQUISHED IN A LOSS	2 (31-29) vs. Virginia (11/20/22)	

OPPONENTS

	HIGHS	LOWS
POINTS	78, Texas (12/6/22)	44, Syracuse (11/29/22)
FIRST-HALF POINTS	47, Penn State (12/10/22)	19, Alabama A&M (12/17/22)
SECOND-HALF POINTS	41, Virginia (11/20/22)	21, Syracuse (11/29/22)
OVERTIME POINTS	10, Texas (12/6/22)	
WINNING MARGIN	15 (74-59), Penn State (12/10/22)	5 (71-66), Maryland (12/2/22)
FIELD GOALS	29, Texas (12/6/22)	15, Syracuse (11/29/22)
FIELD GOAL ATTEMPTS	72, UCLA (11/18/22)	48, Virginia (11/20/22)
FIELD GOAL PERCENTAGE	.500 (27-54), Penn State (12/10/22)	.278 (15-54), Syracuse (11/29/22)
3-POINT FIELD GOALS	12, Penn State (12/10/22)	3, three times; last, Alabama A&M (12/17/22)
3-POINT FIELD GOAL ATTEMPTS	24, Penn State (12/10/22)	15, Eastern Illinois (11/7/22)
3-POINT FIELD GOAL PERCENTAGE	.500 (12-24), Penn State (12/10/22)	.143 (3-21), Kansas City (11/11/22)
FREE THROWS	25, Virginia (11/20/22)	6, Lindenwood (11/25/22)
FREE THROW ATTEMPTS	32, Virginia (11/20/22)	7, Kansas City (11/11/22)
FREE THROW PERCENTAGE	1.000 (6-6), Lindenwood (11/25/22)	.500 (7-14), UCLA (11/18/22)
REBOUNDS	42, Syracuse (11/29/22)	21, Monmouth (11/14/22)
OFFENSIVE REBOUNDS	16, UCLA (11/18/22)	3, Penn State (12/10/22)
DEFENSIVE REBOUNDS	32, Syracuse (11/29/22)	15, Lindenwood (11/25/22)
PERSONAL FOULS	25, Eastern Illinois (11/7/22)	10, Lindenwood (11/25/22)
ASSISTS	20, Texas (12/6/22)	2, Alabama A&M (12/17/22)
TURNOVERS	24, twice; last, Monmouth (11/14/22)	9, Penn State (12/10/22)
STEALS	12, Eastern Illinois (11/7/22)	3, twice; last, Maryland (12/2/22)
BLOCKED SHOTS	6, Alabama A&M (12/17/22)	0, Monmouth (11/14/22)

INDIVIDUAL SUPERLATIVES

ILLINOIS HIGHS

POINTS	30, Terrence Shannon Jr. vs. Monmouth (11/14/22)
FIELD GOALS	9, Dain Dainja vs. Kansas City (11/11/22)
	9, Terrence Shannon Jr. vs. Monmouth (11/14/22)
	9, Terrence Shannon Jr. vs. UCLA (11/18/22)
	9, Matthew Mayer vs. Alabama A&M (12/17/22)
FIELD GOAL ATTEMPTS	17, Terrence Shannon Jr. vs. Syracuse (11/29/22)
	17, Terrence Shannon Jr. at Maryland (12/2/22)
FIELD GOAL PERCENTAGE (MIN. 6 ATT.)	1.000 (6-6), Dain Dainja vs. UCLA (11/18/22)
3-POINT FIELD GOALS	8, Terrence Shannon Jr. vs. UCLA (11/18/22)
3-POINT FIELD GOAL ATTEMPTS	15, Terrence Shannon Jr. vs. Syracuse (11/29/22)
3-POINT FIELD GOAL PERCENTAGE (MIN. 4 ATT.)	1.000 (5-5), Matthew Mayer vs. Texas (12/6/22)
FREE THROWS	13, Terrence Shannon Jr. vs. Eastern Illinois (11/7/22)
FREE THROW ATTEMPTS	15, Terrence Shannon Jr. vs. Eastern Illinois (11/7/22)
FREE THROW PERCENTAGE (MIN. 6 ATT.)	.875 (7-8), RJ Melendez vs. Syracuse (11/29/22)
REBOUNDS	15, Dain Dainja vs. Kansas City (11/11/22)
OFFENSIVE REBOUNDS	5, Coleman Hawkins vs. Eastern Illinois (11/7/22)
	5, Dain Dainja vs. Kansas City (11/11/22)
	5, Terrence Shannon Jr. vs. Syracuse (11/29/22)
DEFENSIVE REBOUNDS	10, Dain Dainja vs. Kansas City (11/11/22)
	10, Terrence Shannon Jr. vs. UCLA (11/18/22)
ASSISTS	10, Coleman Hawkins vs. Syracuse (11/29/22)
TURNOVERS	6, Terrence Shannon Jr. vs. Virginia (11/20/22)
	6, Coleman Hawkins vs. Lindenwood (11/25/22)
STEALS	3, Sencire Harris vs. Eastern Illinois (11/7/22)
	3, Jayden Epps vs. Lindenwood (11/25/22)
	3, Dain Dainja vs. Lindenwood (11/25/22)
	3, Terrence Shannon Jr. at Maryland (12/2/22)
	3, Terrence Shannon Jr. vs. Texas (12/6/22)
BLOCKED SHOTS	5, Dain Dainja vs. Kansas City (11/11/22)
MINUTES	42:06, Terrence Shannon Jr. vs. Texas (12/6/22)

OPPONENT HIGHS

POINTS	24, Jahmir Young, Maryland (12/2/22)
FIELD GOALS	9, Shemarri Allen, Kansas City (11/11/22)
	9, Tyger Campbell, UCLA (11/18/22)
	9, Jahmir Young, Maryland (12/2/22)
	9, Timmy Allen, Texas (12/6/22)
	9, Jalen Pickett, Penn State (12/10/22)
FIELD GOAL ATTEMPTS	23, Tyger Campbell, UCLA (11/18/22)
FIELD GOAL PERCENTAGE (MIN. 6 ATT.)	.727 (8-11), Keenon Cole, Lindenwood (11/25/22)
3-POINT FIELD GOALS	6, Andrew Funk, Penn State (12/10/22)
3-POINT FIELD GOAL ATTEMPTS	9, Tyger Campbell, UCLA (11/18/22)
	9, Jahmir Young, Maryland (12/2/22)
	9, Myles Dread & Andrew Funk, Penn State (12/10/22)
3-POINT FIELD GOAL PERCENTAGE (MIN. 4 ATT.)	.833 (5-6), Hakim Hart, Maryland (12/2/22)
FREE THROWS	8, Ben Vander Plas, Virginia (11/20/22)
FREE THROW ATTEMPTS	9, Jayden Gardner & Ben Vander Plas, Virginia (11/20/22)
FREE THROW PERCENTAGE (MIN. 6 ATT.)	1.000 (6-6), Seth Lundy, Penn State (12/10/22)
REBOUNDS	17, Jesse Edwards, Syracuse (11/29/22)
OFFENSIVE REBOUNDS	5, Jaime Jaquez Jr., UCLA (11/18/22)
DEFENSIVE REBOUNDS	13, Jesse Edwards, Syracuse (11/29/22)
ASSISTS	8, Timmy Allen, Texas (12/6/22)
TURNOVERS	6, Myles Ruth, Monmouth (11/14/22)
STEALS	3, Yaakema Rose, Eastern Illinois (11/7/22)
	3, Shemarri Allen, Kansas City (11/11/22)
	3, Tyger Campbell & Jaime Jaquez Jr., UCLA (11/18/22)
	3, Reece Beekman, Virginia (11/20/22)
	3, Marcus Carr, Texas (12/6/22)
	3, Andrew Funk, Penn State (12/10/22)
BLOCKED SHOTS	6, Olisa Blaise Akonobi, Alabama A&M (12/17/22)
MINUTES	39:34, Timmy Allen, Texas (12/6/22)

ILLINOIS'

TOP INDIVIDUAL GAMES

POINTS

1. 30	Terrence Shannon Jr. vs. Monmouth (11/14/22)
2. 29	Terrence Shannon Jr. vs. UCLA (11/18/22)
3. 24	Terrence Shannon Jr. vs. Eastern Illinois (11/7/22)
4. 23	Coleman Hawkins vs. Eastern Illinois (11/7/22)
5. 21	Jayden Epps vs. Monmouth (11/14/22)
21	Matthew Mayer vs. Texas (12/6/22)
21	Matthew Mayer vs. Alabama A&M (12/17/22)

REBOUNDS

1. 15	Dain Dainja vs. Kansas City (11/11/22)
2. 12	Coleman Hawkins vs. Eastern Illinois (11/7/22)
3. 10	Dain Dainja vs. Eastern Illinois (11/7/22)
10	Terrence Shannon Jr. vs. UCLA (11/18/22)
10	Coleman Hawkins vs. Syracuse (11/29/22)

ASSISTS

1. 10	Coleman Hawkins vs. Syracuse (11/29/22)
2. 7	Coleman Hawkins vs. UCLA (11/18/22)
3. 6	Sky Clark vs. Monmouth (11/14/22)
6	Terrence Shannon Jr. vs. Virginia (11/20/22)
6	Coleman Hawkins vs. Penn State (12/10/22)

STEALS

1. 3	Sencire Harris vs. Eastern Illinois (11/7/22)
3	Jayden Epps vs. Lindenwood (11/25/22)
3	Dain Dainja vs. Lindenwood (11/25/22)
3	RJ Melendez at Maryland (12/2/22)
3	Terrence Shannon Jr. vs. Texas (12/6/22)

BLOCKED SHOTS

1. 5	Dain Dainja vs. Kansas City (11/11/22)
2. 4	Coleman Hawkins at Maryland (12/2/22)
3. 3	RJ Melendez vs. Eastern Illinois (11/7/22)
3	Coleman Hawkins vs. Virginia (11/20/22)
3	Matthew Mayer vs. Texas (12/6/22)
3	Coleman Hawkins vs. Texas (12/6/22)
3	Matthew Mayer vs. Alabama A&M (12/17/22)

MINUTES

1. 42:06	Coleman Hawkins vs. Texas (12/6/22)
2. 38:49	Coleman Hawkins at Maryland (12/2/22)
3. 38:22	Terrence Shannon Jr. vs. UCLA (11/18/22)
4. 37:17	Terrence Shannon Jr. at Maryland (12/2/22)
5. 35:12	Coleman Hawkins vs. Syracuse (11/29/22)
35:05	Terrence Shannon Jr. vs. Virginia (11/20/22)
35:02	Terrence Shannon Jr. vs. Texas (12/6/22)
34:56	Coleman Hawkins vs. UCLA (11/18/22)
34:43	Terrence Shannon Jr. vs. Alabama A&M (12/17/22)

SPECIALTY STATISTICS

	OPPONENT	Pts off TO (ILL-Opp.)	Pts in Paint (ILL-Opp.)	2nd Chance Pts (ILL-Opp.)	Fast Break Pts (ILL-Opp.)	Bench Pts (ILL-Opp.)	Largest Lead	Largest Deficit	Lead Changes	Ties
Nov. 7	Eastern Illinois	16-11	38-26	21-4	5-7	29-18	35 (80-45)	2 (0-2)	1	1
Nov. 11	Kansas City	28-8	42-26	18-14	10-4	43-7	38 (86-48)	4 (5-9)	2	3
Nov. 14	Monmouth	30-15	40-28	9-6	18-8	48-29	38 (101-57)	-	0	0
Nov. 18	vs. UCLA	17-18	24-22	9-17	13-12	21-14	12 (79-67)	15 (29-44)	8	4
Nov. 20	vs. Virginia	9-19	28-28	11-10	3-12	22-13	3 (26-23)	11 (58-69)	10	9
Nov. 25	Lindenwood	26-21	48-34	15-8	18-2	32-29	35 (62-27)	2 (3-5)	5	1
Nov. 29	Syracuse	18-5	26-18	4-8	5-5	19-10	29 (73-44)	3 (0-3)	4	2
Dec. 2	at Maryland	16-18	44-28	17-7	12-10	10-8	3 (14-11)	12 (16-28)	2	3
Dec. 6	vs. Texas	15-17	28-38	10-10	12-10	25-33	7 (77-70)	10 (46-56)	8	8
Dec. 10	Penn State	12-14	28-26	10-5	4-3	19-3	5 (19-14)	19 (47-66)	8	6
Dec. 17	Alabama A&M	15-16	28-16	14-12	6-6	7-14	21 (68-47)	3 (0-3)	1	1
Dec. 22	vs. Missouri									
Dec. 29	Bethune-Cookman									
Jan. 4	at Northwestern									
Jan. 7	Wisconsin									
Jan. 10	at Nebraska									
Jan. 13	Michigan State									
Jan. 16	at Minnesota									
Jan. 19	Indiana									
Jan. 24	Ohio State									
Jan. 28	at Wisconsin									
Jan. 31	Nebraska									
Feb. 4	at Iowa									
Feb. 7	Minnesota									
Feb. 11	Rutgers									
Feb. 14	at Penn State									
Feb. 18	at Indiana									
Feb. 23	Northwestern									
Feb. 26	at Ohio State									
March 2	Michigan									
March 5	at Purdue									
March 8-12	at Big Ten Tournament									
Totals		202-162	374-288	138-101	106-79	275-168				
Average		18.4-14.7	34.0-26.2	12.5-9.2	9.6-7.2	25.0-15.3				
Margin		+3.7	+7.8	+3.3	+2.4	+9.7				

GAME 1

#23/23 ILLINOIS 87, EASTERN ILLINOIS 57

NOV. 7, 2022 // STATE FARM CENTER // CHAMPAIGN, ILL.



Official Basketball Box Score - Final
Eastern Illinois at Illinois
 11/07/22 State Farm Center, Champaign, Ill.
 2022-23 Men's Basketball

Game Time: 8:00 PM
 Game Duration: 2:07
 Attendance: 14,543

Officials: Rob Riley, Sr., John Floyd, Brian Shore

Eastern Illinois - 57		Record: 0-1													
NO.	Name	Min	FG	3P	FT	Rebounds	Fouls	TP	AS	TO	ST	Blocks	+	-	
			M-A	M-A	M-A	OR DR TOT	PF FD					BS BA			
2	Paul Bizimana	F	24:07	2-4	0-1	2-2	0 1 1	2 1	6	0	2	0	0	1	-17
34	Jermaine Hamlin	C	16:44	2-3	0-0	2-4	0 1 1	4 3	6	0	3	1	1	0	-12
4	Yaakema Rose	G	25:06	4-9	0-2	2-3	0 4 4	4 2	10	0	0	3	1	0	-17
10	Kinyon Hodges	G	33:02	5-12	1-3	3-6	2 3 5	1 4	14	2	0	1	0	1	-20
25	Dan Luers	G	14:39	1-4	1-2	0-0	0 4 4	1 1	3	1	2	2	0	2	-11
5	Sincere Malone	F	13:02	1-7	0-1	1-1	2 3 5	4 1	3	1	1	2	0	3	-12
13	Kyle Carlesimo	F	18:40	2-6	1-2	0-0	0 1 1	1 1	5	2	3	1	0	0	-10
24	Kyle Thomas	F	07:47	0-3	0-0	0-0	1 1 2	2 0	0	0	0	0	0	1	-2
20	Caleb Donaldson	F	17:37	1-4	0-1	0-0	0 1 1	2 0	2	0	1	0	0	1	-17
3	Cameron Haffner	F	09:02	1-3	0-1	0-0	0 0 0	0 0	0	0	0	0	0	0	-12
23	Rodolfo Rufino Bolis	F	12:42	2-3	0-0	0-1	0 0 1	3 1	4	2	1	2	0	0	-13
1	CJ Lane	F	04:45	0-2	0-2	2-2	1 0 1	0 1	2	1	1	0	0	0	-5
11	Nick Ellington	F	02:47	0-0	0-0	0-1	0 1 1	1 1	0	0	0	0	0	0	-2
Team							3 0 3		0	0	2				
Totals			21-60	3-15	12-20	10 20 30	25 16	57	9	18	12	2	9	30	

Shooting By Period		
1st FG%	12-29	41.4%
3PT%	1-5	20.0%
FT%	6-11	54.5%
2nd FG%	9-31	29.0%
3PT%	2-10	20.0%
FT%	6-9	66.7%
GM FG%	21-60	35.0%
3PT%	3-15	20.0%
FT%	12-20	60.0%

Dead Ball Rebounds: 3, 2

Game 1 Recap – #23 Illinois 87, Eastern Illinois 57
 Illinois dominated in its regular-season opener, posting a 30-point victory over Eastern Illinois at State Farm Center.

Coleman Hawkins registered the second double-double of his career, notching a career-high 23 points and tying a career-best mark in rebounds with 12.

Terrence Shannon Jr. tied his career-best with 24 points, to lead all scorers, and recorded 14 second-half points.

Dain Dainja recorded his first-career double-double, coming off the bench to score 17 points and grab 10 rebounds on 8-of-9 shooting.

The Illini lead climbed as high as 35 points in the second half, while 12 different players picked up minutes in the final 20 minutes.

The Illinois defense made nine blocks, grabbed 10 steals, and forced 18 turnovers, while Eastern Illinois shot 35% from the field.

The Illini outscored the visiting Panthers, 41-26, in the second half while shooting 48.4% during the last 20 minutes of play.

Illinois also dominated in the paint, outrebounding Eastern Illinois, 53-30, and winning the offensive rebound battle, 20-10. The Illini also recorded 21 second-chance points while allowing four.

Illinois - 87		Record: 1-0													
NO.	Name	Min	FG	3P	FT	Rebounds	Fouls	TP	AS	TO	ST	Blocks	+	-	
			M-A	M-A	M-A	OR DR TOT	PF FD					BS BA			
24	Matthew Mayer	F	15:30	3-9	1-3	0-0	2 2 4	1 1	7	1	2	1	0	0	5
33	Coleman Hawkins	F	24:21	8-14	5-8	2-4	5 7 12	1 3	23	3	0	2	1	0	25
0	Terrence Shannon, Jr.	G	26:26	5-8	1-3	13-15	3 5 8	0 9	24	2	3	1	1	0	27
15	RJ Melendez	G	20:04	0-5	0-5	1-2	1 1 2	1 2	1	0	2	2	3	0	8
55	Sky Clark	G	23:09	1-3	1-3	0-0	1 4 5	3 2	3	1	5	1	0	0	17
20	Ty Rodgers	F	22:42	0-1	0-0	1-6	2 6 8	2 3	1	5	2	0	0	1	19
3	Jayden Epps	F	24:09	1-4	0-2	0-0	0 1 1	3 0	2	3	1	0	0	0	13
42	Dain Dainja	F	15:30	8-9	0-0	1-4	4 6 10	2 4	17	0	0	0	2	0	15
1	Sencire Harris	F	15:17	4-9	1-2	0-2	2 1 3	2 1	9	1	0	3	1	1	21
2	Connor Serven	F	08:51	0-0	0-0	0-0	0 0 0	0 0	0	0	0	0	0	0	2
12	Brandon Lieb	F	02:25	0-2	0-0	0-0	0 0 0	0 0	1	0	0	0	1	0	-5
22	Paxton Warden	F	01:36	0-0	0-0	0-0	0 0 0	0 0	0	0	0	0	0	0	3
Team							0 0 0		0	0	0				
Totals			30-64	9-26	18-33	20 33 53	16 25	87	16	15	10	9	2	30	

Shooting By Period		
1st FG%	15-33	45.5%
3PT%	7-15	46.7%
FT%	9-16	56.3%
2nd FG%	15-31	48.4%
3PT%	2-11	18.2%
FT%	9-17	52.9%
GM FG%	30-64	46.9%
3PT%	9-26	34.6%
FT%	18-33	54.5%

Dead Ball Rebounds: 7, 1

	EIU	ILL
Biggest lead	2 (1 st 19:34)	35 (2 nd 6:22)
Best Scoring Run	8 (2 nd 2:45)	9 (2 nd 7:20)
Lead Changes	1	
Times Tied	1	
Time with Lead	00:18	38:40

Points from	EIU	ILL
Turnovers	11	16
Paint	26	38
Second Chance	4	21
Fast Breaks	7	5
Bench	18	29

Period by Period Scoring	1st	2nd	TOT
EIU	31	26	57
ILL	46	41	87

Technical Fouls: NONE

Technical Fouls: NONE

GAME 2

#23/23 ILLINOIS 86, KANSAS CITY 48

NOV. 11, 2022 // STATE FARM CENTER // CHAMPAIGN, ILL.



Official Basketball Box Score - Final
Kansas City at Illinois
 11/11/22 State Farm Center, Champaign, Ill.
 2022-23 Men's Basketball

Game Time: 8:00 PM
 Game Duration: 2:31
 Attendance: 15,201

Officials: Lewis Garrison, Keith Lewis, Chad Barlow

Kansas City - 48		Record: 0-3													
NO.	Name	Min	FG	3P	FT	Rebounds	Fouls	TP	AS	TO	ST	Blocks	+	-	
			M-A	M-A	M-A	OR DR TOT	PF FD					BS BA			
10	Precious Idiaru	F	19:12	0-3	0-3	0-0	0 3 3	2 0	0	3	1	0	0	0	-13
23	Allen David Mukeba	F	21:38	3-4	2-2	0-0	1 4 5	5 1	8	0	4	1	1	1	-13
32	Jeff Ngandu	F	30:34	4-7	0-0	0-0	4 6 10	1 1	8	1	2	0	1	2	-29
5	Shemarri Allen	G	34:38	9-19	0-2	2-3	2 6 8	3 4	20	1	5	3	0	2	-26
21	RayQuawndis Mitchell	G	33:20	1-14	0-7	3-4	0 3 3	2 3	5	1	3	0	0	2	-27
12	Promise Idiaru	F	12:02	0-3	0-3	0-0	1 1 2	4 0	0	0	1	0	0	0	0
25	Tyler Andrews	F	07:14	0-1	0-0	0-0	0 0 0	1 0	0	0	3	0	0	0	-19
33	Jevin Sullivan	F	10:47	2-4	0-0	0-0	1 0 1	0 0	4	0	1	0	0	0	-22
1	Sam Martin	F	13:56	0-3	0-2	0-0	2 0 2	2 1	0	1	2	0	0	0	-18
4	Emmanuel Dimou	F	09:59	1-4	1-2	0-0	0 1 1	0 0	3	1	0	1	0	1	-12
2	Babacar Diallo	F	06:40	0-2	0-0	0-0	1 0 1	1 1	0	0	1	0	0	0	-11
Team							3 1 4		0	1					
Totals			20-64	3-21	5-7	15 25 40	21 11	48	8	24	5	2	8	38	

Shooting By Period		
1st FG%	9-32	28.1%
3PT%	0-7	0.0%
FT%	5-7	71.4%
2nd FG%	11-32	34.4%
3PT%	3-14	21.4%
FT%	0-0	0%
GM FG%	20-64	31.3%
3PT%	3-21	14.3%
FT%	5-7	71.4%

Dead Ball Rebounds: 2, 0

Game 2 Recap – #23 Illinois 86, Kansas City 48
Dain Dainja exploded for 20 points, 15 rebounds, and five blocks as the Illini overcame a slow start at home to roll past Kansas City.

Dainja recorded his second straight double-double, shooting 9-of-11 and notching career highs in points, rebounds, and blocks in 23 minutes off the bench.

Jayden Epps and **Sky Clark** tallied double figures for the first time, scoring 13 and 10, respectively, while **Terrence Shannon Jr.** finished with 14.

The Illini forced 23 turnovers, recording 11 steals and eight blocks in the win. Illinois scored 28 points off those turnovers, while the Illini bench registered 43 points.

Illinois used a 21-4 run over a six-minute stretch to push its lead to double digits with less than seven minutes to play in the first half.

The Illini headed into the locker room with a 39-23 lead at the break. The Illini forced 10 turnovers, recorded six blocks, and made five steals in the opening 20 minutes of action, and it held Kansas City without a 3-pointer in the first period of play.

After Illinois went on short runs to keep its lead around the 20-point mark, a 9-0 run, highlighted by an emphatic **Coleman Hawkins** dunk and a **Dainja** block to get the crowd on its feet, pushed the Illini advantage to 27 with 12 minutes to play.

The Illini found **Dainja** in the paint often in the second half, with the big man scoring six points during an 8-0 run to give the hosts a 73-42 lead with under six to go.

Closing the game on a 13-4 run, the Illini took home a 38-point victory.

Illinois - 86		Record: 2-0													
NO.	Name	Min	FG	3P	FT	Rebounds	Fouls	TP	AS	TO	ST	Blocks	+	-	
			M-A	M-A	M-A	OR DR TOT	PF FD					BS BA			
24	Matthew Mayer	F	12:50	2-5	1-4	0-0	0 2 2	3 1	5	0	1	1	1	0	9
33	Coleman Hawkins	F	26:58	3-7	0-3	0-0	2 1 3	1 0	6	2	1	2	1	0	19
0	Terrence Shannon Jr.	G	26:35	4-12	1-5	5-7	1 3 4	0 4	14	5	1	1	0	1	17
15	RJ Melendez	G	21:12	2-7	1-3	3-3	2 1 3	2 2	8	2	0	2	0	0	16
55	Sky Clark	G	23:48	2-3	1-2	5-5	0 5 5	2 6	10	2	0	2	0	0	24
20	Ty Rodgers	F	21:23	2-4	0-0	0-0	0 1 1	1 0	4	1	1	0	0	0	7
42	Dain Dainja	F	23:19	9-11	0-0	2-5	10 15	1 5	20	0	3	1	5	1	27
3	Jayden Epps	F	23:42	4-9	2-5	3-4	0 3 3	0 2	13	3	0	1	0	0	35
1	Sencire Harris	F	11:40	2-5	2-4	0-2	0 1 1	1 1	6	0	3	0	0	0	22
2	Connor Serven	F	02:04	0-0	0-0	0-0	0 1 1	0 0	0	0	1	1	0	0	0
12	Brandon Lieb	F	04:08	0-0	0-0	0-0	1 0 1	0 0	0	0	0	0	0	0	8
22	Paxton Warden	F	02:21	0-1	0-1	0-0	0 0 0	0 0	0	0	0	0	1	0	6
Team							3 1 4		0	0					
Totals			30-64	8-27	18-26	14 29 43	11 21	86	15	11	11	8	2	38	

Shooting By Period		
1st FG%	12-34	35.3%
3PT%	4-20	20.0%
FT%	11-14	78.6%
2nd FG%	18-30	60.0%
3PT%	4-7	57.1%
FT%	7-12	58.3%
GM FG%	30-64	46.9%
3PT%	8-27	29.6%
FT%	18-26	69.2%

Dead Ball Rebounds: 3, 0

	MKC	ILL
Biggest lead	4 (1 st 14:24)	38 (2 nd 0:40)
Best Scoring Run	5 (1 st 16:13)	10 (1 st 6:46)
Lead Changes	2	
Times Tied	3	
Time with Lead	04:32	32:14

Points from	MKC
-------------	-----

GAME 3

#19/20 ILLINOIS 103, MONMOUTH 65

NOV. 14, 2022 // STATE FARM CENTER // CHAMPAIGN, ILL.



Official Basketball Box Score - Final
Monmouth at Illinois
 11/14/22 State Farm Center, Champaign, Ill.
 2022-23 Men's Basketball

Game Time: 8:00 PM
 Game Duration: 2:02
 Attendance: 13,772

Officials: Paul Szek, Larry Scrotto, Deldre Carr

Monmouth - 65		Record: 0-3												
NO.	Name	Min	FG	3P	FT	Rebounds	Fouls	TP	AS	TO	ST	Blocks	+/	
			M-A	M-A	M-A	OR DR TOT	PF FD					BS BA		
5	Myles Foster	F 28:30	4-11	0-0	1-1	0 3 3	5 5	9	1	5	2	0 3	-26	
35	Klemen Vuga	F 25:25	1-3	0-0	2-2	0 5 5	3 2	4	0	3	0	0 0	-35	
13	Jack Collins	G 27:29	5-8	1-4	1-2	1 1 2	3 3	12	3	2	0 0	0 0	-29	
14	Jack Holmstrom	G 21:37	1-6	1-5	2-2	0 1 1	1 1	5	1	0	0 0	0 0	-11	
24	Myles Ruth	G 24:13	1-5	0-0	4-4	0 1 1	2 5	6	5	6	2	0 1	-26	
33	Amaan Sandhu	16:25	1-1	0-0	2-2	1 1 2	5 1	4	0	4	0 0	0 0	-12	
3	Jakari Spence	15:47	2-2	1-1	3-4	0 0 0	0 2	8	1	2	0 0	0 0	-12	
20	Tahron Allen	13:11	2-4	0-1	0-2	1 1 2	1 2	4	0	0	0 0	0 0	-18	
1	Jayden Doyle	04:29	0-1	0-0	0-0	0 0 0	1 0	0	0	0	0 0	0 0	-3	
4	Andrew Ball	22:54	4-8	3-4	2-4	0 2 2	0 2	13	0	0	0 0	0 0	-18	
Team						2 1 3		0		2				
Totals			21-49	6-16	17-23	5 16 21	21 23	65	11	24	6	0 4	-38	

Shooting By Period		
1st FG%	10-24	41.7%
3PT%	4-9	44.4%
FT%	9-11	81.8%
2nd FG%	11-25	44.0%
3PT%	2-7	28.6%
FT%	8-12	66.7%
GM FG%	21-49	42.9%
3PT%	6-16	37.5%
FT%	17-23	73.9%

Dead Ball Rebounds: 4, 1

Game 3 Recap – #19 Illinois 103, Monmouth 65
 Illinois dominated from start to finish in a 103-65 victory over Monmouth at State Farm Center in a career-best night for multiple Illini guards.

Terrence Shannon Jr. recorded a game-high and career-best 30 points, while **Jayden Epps** registered a career-high 21 points, in their third regular-season contest with the Illini.

Illinois led by as many as 44 in the victory. After **Shannon** opened the scoring with a 3-pointer 13 seconds into the game, the Illini never looked back.

Dain Dainja notched 15 points off the bench, his third straight game in double figures.

The Illini forced 24 turnovers and made 11 steals in the 38-point victory.

Illinois jumped out to an 8-0 lead less than one minute into the contest, with **Shannon**, **RJ Melendez**, and **Sky Clark** all getting involved early. The Illini made their first five field-goal attempts, a run that including four three-pointers, to open up a 14-6 advantage.

Dainja came off the bench and immediately made an impact, scoring eight points, while **Shannon** continued his hot start to fuel a 31-5 run over a six-and-a-half-minute stretch and open a 31-point lead.

Melendez came out of the break with confidence, notching seven of Illinois' first 12 points as the host's lead climbed to 36 with less than 15 minutes to play.

A 6-0 Illini run over a 63-second stretch, capped off by a **Coleman Hawkins** steal and emphatic dunk, extended their advantage 81-42, midway through the final half.

Illinois later used a 7-0 stretch, while **Shannon** registered four points on that run to finish with 30 on the night.

Illinois - 103		Record: 3-0												
NO.	Name	Min	FG	3P	FT	Rebounds	Fouls	TP	AS	TO	ST	Blocks	+/	
			M-A	M-A	M-A	OR DR TOT	PF FD					BS BA		
24	Matthew Mayer	F 19:44	1-5	1-5	0-0	0 3 3	2 1	3	2	0	1	0 0	25	
33	Coleman Hawkins	F 17:12	1-5	0-1	4-4	3 2 5	2 3	6	3	5	2	0 0	14	
0	Terrence Shannon Jr.	G 23:21	9-14	4-9	8-10	2 6 8	0 10	30	4	2	1	1 0	36	
15	RJ Melendez	G 14:19	4-7	1-3	0-0	1 4 5	3 1	9	2	2	2	0 0	13	
55	Sky Clark	G 20:35	2-2	1-1	2-2	0 1 1	3 1	7	6	2	0 0	0 0	31	
42	Dain Dainja	18:39	7-9	0-0	1-2	1 3 4	2 3	15	1	2	2	2 0	26	
3	Jayden Epps	23:25	8-12	5-9	0-0	0 0 0	1 0	21	1	0	1	0 0	16	
20	Ty Rodgers	28:08	2-2	0-0	0-0	3 2 5	3 0	4	2	0	1	0 0	25	
1	Sencire Harris	19:50	2-3	2-3	0-0	0 0 0	1 0	6	0	1	1	0 0	11	
12	Brandon Lieb	07:43	1-1	0-0	0-2	0 2 2	5 2	2	0	2	0	1 0	4	
2	Connor Serven	03:54	0-0	0-0	0 1 1	2 1	1 0	0	0	0	0 0	0 0	-5	
22	Paxton Warden	03:10	0-2	0-0	0-0	0 0 0	0 0	0	0	2	0	0 0	-6	
Team						0 0 0		0		0				
Totals			37-62	14-33	15-20	11 24 35	23 21	103	21	18	11	4 0	38	

Shooting By Period		
1st FG%	23-30	76.7%
3PT%	9-15	60.0%
FT%	8-9	88.9%
2nd FG%	14-32	43.8%
3PT%	5-18	27.8%
FT%	7-11	63.6%
GM FG%	37-62	59.7%
3PT%	14-33	42.4%
FT%	15-20	75.0%

Dead Ball Rebounds: 2, 1

	MON	ILL
Biggest lead	0 (1 st 20:00)	44 (2 nd 3:54)
Best Scoring Run	6 (2 nd 0:48)	12 (1 st 10:58)
Lead Changes	0	0
Times Tied	0	0
Time with Lead	00:00	39:47

Points from	MON	ILL
Turnovers	15	30
Paint	28	40
Second Chance	6	9
Fast Breaks	8	18
Bench	29	48

	Period by Period Scoring		
	1st	2nd	TOT
MON	33	32	65
ILL	63	40	103

Technical Fouls: NONE

Technical Fouls: NONE

GAME 4

#19/20 ILLINOIS 79, #8/7 UCLA 70

NOV. 18, 2022 // T-MOBILE ARENA // LAS VEGAS, NEV.



Official Basketball Box Score - Final
Illinois at UCLA
 11/18/22 T-Mobile Arena, Las Vegas
 2022-23 Men's Basketball

Game Time: 6:30 PM
 Game Duration: 2:07
 Attendance: 8,707

Officials: Tony Padilla, Keith Kimble, Courtney Green

Illinois - 79		Record: 4-0												
NO.	Name	Min	FG	3P	FT	Rebounds	Fouls	TP	AS	TO	ST	Blocks	+/	
			M-A	M-A	M-A	OR DR TOT	PF FD					BS BA		
24	Matthew Mayer	F 22:45	3-8	2-6	3-4	1 3 4	2 2	11	5	1	1	0 0	16	
33	Coleman Hawkins	F 34:56	2-3	0-0	1-2	1 4 5	2 2	5	7	5	2	2 0	-3	
0	Terrence Shannon Jr.	G 38:22	9-13	8-9	3-7	0 10 10	2 5	29	3	2	0 1	1 6		
15	RJ Melendez	G 17:57	1-4	1-3	0-0	1 0 1	0 0	3	0	3	0 1	1 0		
55	Sky Clark	G 28:19	3-7	1-4	3-3	0 5 5	4 2	10	1	4	1	0 0	9	
3	Jayden Epps	22:52	1-6	0-3	2-2	0 4 4	1 1	4	2	1	0 0	0 0	-5	
20	Ty Rodgers	07:03	0-1	0-0	0-0	0 1 1	2 0	0	0	1	1	0 0	-4	
42	Dain Dainja	18:13	6-6	0-0	1-1	0 3 3	3 2	13	0	4	1	0 0	4	
1	Sencire Harris	09:33	2-3	0-0	0-0	0 0 0	1 1	4	1	0	2	0 1	16	
Team						2 3 5		0		0				
Totals			27-51	12-25	13-19	5 33 38	17 15	79	19	21	8	4 3	9	

Shooting By Period		
1st FG%	10-21	47.6%
3PT%	5-12	41.7%
FT%	3-8	37.5%
2nd FG%	17-30	56.7%
3PT%	7-13	53.8%
FT%	10-11	90.9%
GM FG%	27-51	52.9%
3PT%	12-25	48.0%
FT%	13-19	68.4%

Dead Ball Rebounds: 2, 0

Game 4 Recap – #19 Illinois 79, #8 UCLA 70
 Behind a strong second-half showing and dominant defensive display, No. 19 Illinois took down No. 8 UCLA, 79-70, in its opening-round matchup of the Continental Tire Main Event.

Terrence Shannon Jr. tied a program record with eight three-pointers, recording a game-high 29 points, while **Dain Dainja**, **Matthew Mayer**, and **Sky Clark** also registered double figures in the win.

Illinois outscored UCLA in the second half, 51-33, holding the Bruins to 37.5 percent shooting in the closing frame.

The Illini notched eight steals and four blocks and forced 15 turnovers, scoring 17 points off those turnovers.

Despite playing in Las Vegas, Illinois fans made it feel like a home game, creating a sea of Orange and Blue inside T-Mobile Arena.

Shannon registered a first-half double-double with 10 points and 10 rebounds, but UCLA finished the half strong to give the Illini a nine-point deficit at the break.

After falling behind by 15 with 18 minutes remaining, Illinois flipped a switch defensively, sparked by back-to-back steals from **Sencire Harris**, both of which led to Illini baskets.

A 10-0 spurt over a two-minute stretch capped a 29-8 run overall that turned the 29-44 deficit into a 58-52 lead with eight minutes remaining.

Three **Shannon** 3-pointers over a five-minute stretch pushed the Illini lead to 10, and that advantage climbed as high as 12 late in the game as Illinois defeated its 11th top-10 opponent in the last 16 tries.

UCLA - 70		Record: 3-1												
NO.	Name	Min	FG	3P	FT	Rebounds	Fouls	TP	AS	TO	ST	Blocks	+/	
			M-A	M-A	M-A	OR DR TOT	PF FD					BS BA		
3	Adem Bona	F 20:42	2-3	0-0	1-1	1 1 2	3 1	5	2	0	1	2 0	-10	
0	Jaylen Clark	G 32:24	3-8	0-0	1-3	1 5 6	2 3	7	2	2	1	0 1	-14	
5	Amari Bailey	G 28:32	0-5	0-2	1-4	1 5 6	3 2	1	3	3	2	0 1	1	
10	Tyger Campbell	G 37:16	9-23	4-9	0-0	2 0 2	1 4	22	4	5	3	0 0	-7	
24	Jaime Jaquez Jr.	G 38:49	8-22	1-4	3-5	3 8 4	4 20	5	3	3	0 2	0 9		
34	David Singleton	32:50	5-10	4-7	1-1	1 4 5	1 3	15	1	1	0 0	0 0	-4	
14	Kenneth Nwuba	06:38	0-0	0-0	0-0	0 1 1	0 0	0	0	0	0 1	0 2		
2	Dylan Andrews	02:49	0-1	0-0	0-0	0 0 0	1 0	0	0	1	0	0 0	-4	
Team						5 4 9		0		0				
Totals			27-72	9-22	7-14	16 23 39	15 17	70	17	15	10	3 4	-9	

Shooting By Period		
1st FG%	14-37	37.8%
3PT%	4-14	28.6%
FT%	5-6	83.3%
2nd FG%	13-35	37.1%
3PT%	5-8	62.5%
FT%	2-8	25%
GM FG%	27-72	37.5%
3PT%	9-22	40.9%
FT%	7-14	50.0%

Dead Ball Rebounds: 3, 0

	ill	ucl
Biggest lead	12 (2 nd 0:08)	15 (2 nd 17:53)
Best Scoring Run	10 (2 nd 8:02)	14 (2 nd 18:36)
Lead Changes	8	0
Times Tied	4	0
Time with Lead	20:50	14:46

Points from	ill	ucl
Turnovers	17	18
Paint	24	22
Second Chance	9	17
Fast Breaks	13	12
Bench	21	15

	Period by Period Scoring		
	1st	2nd	TOT
ill	28	51	79

GAME 5

#16/14 VIRGINIA 70, #19/20 ILLINOIS 61

NOV. 20, 2022 // T-MOBILE ARENA // LAS VEGAS, NEV.



Official Basketball Box Score - Final
Illinois at Virginia
 11/20/22 T-Mobile Arena, Las Vegas
 2022-23 Men's Basketball

Game Time: 2:00 PM
 Game Duration: 2:05
 Attendance: 7,678

Officials: Bert Smith, Ray Nault, Greg Nixon

Illinois - 61		Record: 4-1												
NO.	Name	Min	FG	3P	FT	Rebounds	Fouls	TP	AS	TO	ST	Blocks	+/-	
			M-A	M-A	M-A	OR DR TOT	PF FD					BS BA		
24	Matthew Mayer	F 22:56	2-7	0-2	0-0	0 4 4	1 0 4	0	0	0	0	0 1	-5	
33	Coleman Hawkins	F 30:32	4-9	2-5	0-1	1 0 1	1 1 10	3	3	0	3	0 0	-13	
0	Terrence Shannon Jr.	G 35:05	4-10	1-5	0-2	0 4 4	5 6 9	6	6	1	0	0 0	-12	
15	RJ Melendez	G 27:14	3-7	2-4	0-0	0 0 0	3 0 8	0	2	1	0	0 0	-12	
55	Sky Clark	G 22:23	2-4	2-2	2 2 4	3 2 8	1 2 0	0	0	0	0 0	0 0	-11	
1	Sencire Harris	09:22	1-3	0-1	1-2	1 1 2	2 1 3	1	2	0	0	1 0	-7	
3	Jayden Epps	26:52	6-13	2-5	0-0	1 3 4	4 3 14	0	0	2	0	1 1	1	
20	Ty Rodgers	07:46	0-1	0-0	0-0	1 2 3	2 0 0	0	0	0	0	0 0	1	
42	Dain Dainja	17:50	2-5	0-0	1-2	1 5 6	1 1 5	0	0	1	0	0 0	-1	
Team						4 2 6		0		0				
Totals		24-59	9-26	4-9	11	23 34	22 14	61	11	13	5	4 2	-9	

Shooting By Period	
1st FG%	12-30 40.0%
3PT%	4-12 33.3%
FT%	3-6 50%
2nd FG%	12-29 41.4%
3PT%	5-14 35.7%
FT%	1-3 33.3%
GM FG%	24-59 40.7%
3PT%	9-26 34.6%
FT%	4-9 44.4%

Dead Ball Rebounds: 1, 0

Virginia - 70		Record: 4-0												
NO.	Name	Min	FG	3P	FT	Rebounds	Fouls	TP	AS	TO	ST	Blocks	+/-	
			M-A	M-A	M-A	OR DR TOT	PF FD					BS BA		
1	Jayden Gardner	F 26:46	3-5	0-0	6-9	2 3 5	1 5	12	1	3	1	0 1	13	
21	Kadin Shedrick	F 19:21	2-3	0-0	3-4	1 5 6	2 2	7	1	2	0	1 0	7	
0	Kheii Clark	G 34:10	4-9	2-4	2-2	1 2 3	1 2	12	3	2	2	0 2	13	
2	Reece Beekman	G 33:35	5-12	1-3	6-8	1 3 4	2 7	17	3	1	3	0 0	14	
4	Armaan Franklin	G 33:50	4-12	1-5	0-0	0 5 5	3 2 9	0	2	2	0	0 1	10	
5	Ben Vander Plas	24:10	0-3	0-3	8-9	2 8 10	2 4 8	2	1	0	0	0 0	-1	
22	Francisco Caffaro	09:43	1-1	0-0	0-0	1 1 2	2 0 0	2	0	1	0	1 0	-3	
11	Isaac McKneely	15:03	1-3	1-2	0-0	0 0 0	1 0 3	0	0	0	0	0 0	-7	
13	Ryan Dunn	03:22	0-0	0-0	0-0	0 1 1	0 0 0	0	0	0	0	0 0	-3	
Team						1 0 1		0		0				
Totals		20-48	5-17	25-32	9	28 37	14 22	70	10	12	8	2 4	9	

Shooting By Period	
1st FG%	10-27 37.0%
3PT%	4-12 33.3%
FT%	5-8 62.5%
2nd FG%	10-21 47.6%
3PT%	1-5 20.0%
FT%	20-24 83.3%
GM FG%	20-48 41.7%
3PT%	5-17 29.4%
FT%	25-32 78.1%

Dead Ball Rebounds: 3, 0

Ill		UVA	
Biggest lead	3 (1st 10:49)	11 (2nd 0:18)	
Best Scoring Run	8 (2nd 4:49)	13 (2nd 0:18)	
Lead Changes	10		
Times Tied	9		
Time with Lead	08:23	25:25	

Points from	Ill	UVA
Turnovers	9	19
Paint	28	28
Second Chance	11	10
Fast Breaks	3	12
Bench	22	13

Period by Period Scoring			
	1st	2nd	TOT
Ill	31	30	61
UVA	29	41	70

Game 5 Recap – #16 Virginia 70, #19 Illinois 61

Illinois went toe to toe with an experienced Virginia squad for 36 minutes, but the 16th-ranked Cavaliers pulled away during the last four to claim the championship of the Continental Tire Main Event in Las Vegas.

The game was back-and-forth throughout, featuring 10 lead changes and nine ties. A 6-0 run gave Illinois its biggest lead of the afternoon at 22-19, and the Illini took a 31-29 lead into intermission.

Virginia scored the first six out of the locker room to move ahead 35-31, and later held a 53-47 advantage when the Illini responded with an 8-0 run of its own. Back-to-back 3-pointers by **Jayden Epps** tied it, and the Illini moved ahead on a **Dain Dainja** drive and dunk.

Illinois led 58-56 with 3:30 remaining when Virginia stepped up in crunch time. The Cavaliers scored on eight of their final nine possessions while the Illini missed five shots and had three turnovers during this same stretch. That led to a 13-0 Virginia run that sealed the game.

Fouls plagued the Illini throughout the afternoon, allowing the Cavaliers to score 36% of their points on free throws (25-32). Virginia also held a 19-9 advantage in points off turnovers.

Jayden Epps led the Illini in scoring with 14 points. **Coleman Hawkins** also finished in double figures with 10.

GAME 6

#16/14 ILLINOIS 92, LINDENWOOD 59

NOV. 25, 2022 // STATE FARM CENTER // CHAMPAIGN, ILL.



Official Basketball Box Score - Final
Lindenwood at Illinois
 11/25/22 State Farm Center, Champaign, Ill.
 2022-23 Men's Basketball

Game Time: 8:00 PM
 Game Duration: 1:44
 Attendance: 12,552

Officials: Courtney Green, Lewis Garrison, Edwin Young

Lindenwood - 59		Record: 3-5												
NO.	Name	Min	FG	3P	FT	Rebounds	Fouls	TP	AS	TO	ST	Blocks	+/-	
			M-A	M-A	M-A	OR DR TOT	PF FD					BS BA		
0	David Ware	F 21:50	2-6	2-5	2-2	2 7 9	2 2	5	3	2	0	0 2	-14	
5	Cam Burrell	F 28:10	3-7	0-2	0-0	1 3 4	2 2	6	1	2	2	0 0	-32	
2	Brandon Trimble	G 21:02	1-4	1-2	0-0	0 0 0	1 1 3	1	2	1	0	0 0	-17	
11	Kevin Caldwell Jr.	G 27:05	3-8	0-3	4-4	0 2 2	1 4 10	2	4	0	0	0 0	-25	
30	Chris Childs	G 28:01	3-11	0-4	0-0	1 1 2	1 2 6	0	1	0	0	0 0	-31	
4	Jacob Tracey	25:03	1-5	0-1	0-0	1 0 1	1 0 1	2	1	3	0	0 0	-23	
24	Keenon Cole	23:16	8-11	2-3	2-2	0 4 4	1 2 20	0	1	1	1	1 0	-10	
42	Remy Lemovou	09:58	1-1	0-0	0-0	1 0 1	1 0 2	0	0	1	0	0 0	-6	
3	Tommie Williams	15:35	2-5	1-1	0-0	0 1 1	1 1 5	1	3	2	0	0 0	-7	
Team						1 1 2		0		4				
Totals		24-58	5-18	6-6	7	15 22	10 12	59	9	22	7	1 2	-33	

Shooting By Period	
1st FG%	9-25 36.0%
3PT%	1-12 8.3%
FT%	6-6 100%
2nd FG%	15-33 45.5%
3PT%	4-6 66.7%
FT%	0-0 0%
GM FG%	24-58 41.4%
3PT%	5-18 27.8%
FT%	6-6 100.0%

Dead Ball Rebounds: 0, 0

Illinois - 92		Record: 5-1												
NO.	Name	Min	FG	3P	FT	Rebounds	Fouls	TP	AS	TO	ST	Blocks	+/-	
			M-A	M-A	M-A	OR DR TOT	PF FD					BS BA		
24	Matthew Mayer	F 15:55	2-6	2-5	2-2	2 7 9	2 2	8	1	1	2	1 0	18	
33	Coleman Hawkins	F 22:06	0-2	0-2	0-0	0 5 5	3 0 0	3	6	1	0	0 0	19	
0	Terrence Shannon Jr.	G 25:10	6-11	1-3	3-3	1 2 3	0 4	16	3	1	2	0 0	17	
15	RJ Melendez	G 21:07	7-11	2-5	1-1	0 4 4	0 1	17	1	2	1	0 0	28	
55	Sky Clark	G 24:35	8-9	3-4	0-2	0 3 3	3 3	1	19	4	2	1 1	36	
20	Ty Rodgers	22:54	1-1	0-0	0-0	2 1 3	2 0 2	2	2	3	1	0 0	17	
1	Sencire Harris	17:47	3-7	1-5	0-0	1 0 1	1 0 2	0	7	2	1	2 0	11	
3	Jayden Epps	23:57	5-8	2-5	0-0	0 0 0	0 0	12	1	3	3	0 0	10	
42	Dain Dainja	17:06	3-4	0-0	2-2	3 1 4	0 1 8	0	2	3	0	0 0	15	
12	Brandon Lieb	05:20	1-2	0-0	1-1	0 2 2	0 1 3	0	0	0	0	0 1	-6	
2	Connor Serven	02:44	0-1	0-0	0-0	0 0 0	0 0 0	0	0	0	0	0 0	0	
22	Paxton Warden	01:19	0-0	0-0	0-0	0 0 0	0 0 0	0	0	0	0	0 0	0	
Team						2 2 4		0		1				
Totals		36-62	11-30	9-11	11	27 38	12 10	92	17	22	16	2 1	33	

Shooting By Period	
1st FG%	21-33 63.6%
3PT%	6-16 37.5%
FT%	1-3 33.3%
2nd FG%	15-29 51.7%
3PT%	5-14 35.7%
FT%	8-8 100%
GM FG%	36-62 58.1%
3PT%	11-30 36.7%
FT%	9-11 81.8%

Dead Ball Rebounds: 2, 0

LIN		ILL	
Biggest lead	2 (1st 19:34)	35 (2nd 15:32)	
Best Scoring Run	11 (2nd 12:05)	10 (1st 4:46)	
Lead Changes	5		
Times Tied	1		
Time with Lead	01:30	38:04	

Points from	LIN	ILL
Turnovers	21	26
Paint	34	48
Second Chance	8	15
Fast Breaks	2	18
Bench	29	32

Period by Period Scoring			
	1st	2nd	TOT
LIN	25	34	59
ILL	49	43	92

Game 6 Recap – #16 Illinois 92, Lindenwood 59

Illinois cruised past Lindenwood at State Farm Center behind career nights from **Sky Clark** and **RJ Melendez**.

Clark led the way with a career-high 19 points on 8-for-9 shooting (88.9%), while **Melendez** registered a career-best 17 points in the 33-point victory.

Terrence Shannon Jr. added 16 points, and **Jayden Epps** recorded 12 points off the bench.

The Illini defense made a season-high 16 steals in the win and outrebounded the Lions, 38-22.

The Illini offense got going early, with **Melendez**, **Clark** and **Shannon Jr.** all getting buckets to fall in the opening four minutes to jump out to a 14-9 lead.

A 17-2 Illinois run over a five-minute stretch pushed the host's lead to 23 points, with five different players scoring during that run.

Leading by as many as 26, the Illini went on short runs throughout the first half and ultimately took a 49-25 lead into the break. **Melendez** led all scorers with 15 points, a season-high for the Illini sophomore, while **Clark** added a career-high 13 in the opening frame.

Illinois opened the second half right where it left off, extending their lead to 35 via a 13-2 run. **Shannon** scored six points during that stretch, pushing him to double figures for the fifth time this season.

The Illini led by at least 30 in the final four minutes, moving the team to 5-1 on the season.

GAME 7

#16/17 ILLINOIS 73, SYRACUSE 44

NOV. 29, 2022 // STATE FARM CENTER // CHAMPAIGN, ILL.



Official Basketball Box Score - Final
Syracuse at Illinois
11/29/22 State Farm Center, Champaign, Ill.
2022-23 Men's Basketball

Game Time: 6:30 PM
Game Duration: 2:38
Attendance: 15,544

Officials: Paul Szekel, Larry Scrotto, Terry Oglesby

Syracuse - 44		Record: 3-4													
NO.	Name	Min	FG	3P	FT	Rebounds	Fouls	TP	AS	TO	ST	Blocks	BS	BA	+/-
			M-A	M-A	M-A	OR DR TOT	PF FD					BS	BA		
0	Chris Bell	27:24	3-9	2-8	0-0	0 1 1	3 0	8	0	2	0	0	1	0	-8
13	Benny Williams	29:38	2-6	1-2	3-4	3 2 5	6 3	8	0	1	0	0	1	0	-16
14	Jesse Edwards	32:15	3-9	0-0	3-6	4 13 17	5 5	9	3	4	2	3	1	1	-19
3	Judah Mintz	33:50	3-16	0-2	3-6	1 1 2	4 5	9	5	4	0	2	2	-26	
11	Joseph Girard III	20:04	0-3	0-1	0-0	0 2 2	0 0	0	0	1	0	0	0	-11	
5	Justin Taylor	22:44	2-7	2-4	0-0	0 5 5	0 0	6	1	1	0	0	0	-18	
2	John Bol Ajak	09:21	0-1	0-0	0-1	1 1 2	0 1	0	0	0	0	0	0	-13	
10	Symir Taylor	12:34	0-0	0-0	0-0	0 1 1	2 0	0	1	1	0	1	0	-16	
24	Quadir Copeland	03:24	0-0	0-0	0-0	0 0 0	0 0	0	1	1	0	0	0	-8	
55	Mounir Hima	04:20	2-2	0-0	0-0	1 3 4	2 0	4	0	0	0	0	0	1	
1	Maliq Brown	04:26	0-1	0-0	0-0	0 1 1	0 1	0	0	0	1	0	1	-11	
Team						2 0 2		0		2					
Totals		15:54	5-17	9-17	12 30 42	22 15 44	11 17	3 5 6	-29						

Shooting By Period		
1st FG%	8-24	33.3%
3PT%	2-9	22.2%
FT%	5-11	45.5%
2nd FG%	7-30	23.3%
3PT%	3-8	37.5%
FT%	4-6	66.7%
GM FG%	15-54	27.8%
3PT%	5-17	29.4%
FT%	9-17	52.9%

Dead Ball Rebounds: 6, 1

Illinois - 73		Record: 6-1													
NO.	Name	Min	FG	3P	FT	Rebounds	Fouls	TP	AS	TO	ST	Blocks	BS	BA	+/-
			M-A	M-A	M-A	OR DR TOT	PF FD					BS	BA		
24	Matthew Mayer	21:49	2-6	0-3	1-2	3 5 8	1 5	5	2	1	2	0	1	22	
33	Coleman Hawkins	35:12	7-11	1-2	0-2	1 9 10	1 4	15	10	2	1	0	0	23	
0	Terrence Shannon Jr.	32:28	5-17	1-5	2-2	5 2 7	1 2	17	2	2	0	2	1	25	
15	RJ Melendez	21:34	3-7	2-5	7-8	2 4 6	2 3	15	1	0	2	1	0	15	
55	Sky Clark	30:11	0-10	0-7	2-4	0 5 5	3 2	2	3	0	2	0	1	13	
3	Jayden Epps	25:49	4-7	3-6	0-0	1 1 2	0 11	0	0	0	0	0	0	-23	
42	Dain Dairja	08:48	1-4	0-0	1-2	0 2 0	2 3	2	3	1	1	0	1	5	
1	Senecire Harris	04:16	0-1	0-0	0-0	0 0 0	1 0	0	0	0	0	0	0	2	
20	Ty Rodgers	15:25	2-4	0-0	0-0	1 1 1	0 1	4	2	0	0	0	0	12	
2	Connor Serven	01:45	0-0	0-0	1-2	0 1 1	1 1	1	0	1	0	0	0	5	
12	Brandon Lieb	01:33	0-0	0-0	0-0	0 0 0	0 0	0	0	0	0	2	0	5	
22	Paxton Warden	01:10	0-0	0-0	0-0	0 0 0	0 0	0	0	0	0	0	0	5	
Team						4 1 5		0		0					
Totals		24:67	11-39	14-22	17 29 46	15 20	73	21 7 7	6 5 29						

Shooting By Period		
1st FG%	12-37	32.4%
3PT%	5-24	20.8%
FT%	1-5	20%
2nd FG%	12-30	40.0%
3PT%	6-15	40.0%
FT%	13-17	76.5%
GM FG%	24-67	35.8%
3PT%	11-39	28.2%
FT%	14-22	63.6%

Dead Ball Rebounds: 3, 0

	SYR	ILL
Biggest lead	3 (1st 9:30)	29 (2nd 0:11)
Best Scoring Run	8 (1st 13:16)	12 (2nd 5:45)
Lead Changes	4	
Times Tied	2	
Time with Lead	04:26	32:40

Points from	SYR	ILL
Turnovers	5	18
Paint	18	26
Second Chance	8	4
Fast Breaks	5	5
Bench	10	19

Period by Period Scoring			
	1st	2nd	TOT
SYR	23	21	44
ILL	30	43	73

GAME 8

#22/22 MARYLAND 71, #16/17 ILLINOIS 66

DEC. 2, 2022 // XFINITY CENTER // COLLEGE PARK, MD.



Official Basketball Box Score - Final
Illinois at Maryland
12/02/22 XFINITY Center, College Park
2022-23 Men's Basketball

Game Time: 9:00 PM
Game Duration: 2:07
Attendance: 16,380

Officials: Doug Simmons, Kelly Pfeifer, Bill Ek

Illinois - 66		Record: 6-2 (0-1)													
NO.	Name	Min	FG	3P	FT	Rebounds	Fouls	TP	AS	TO	ST	Blocks	BS	BA	+/-
			M-A	M-A	M-A	OR DR TOT	PF FD					BS	BA		
24	Julian Reese	14:23	1-4	0-1	0-0	1 1 2	4 0	2	0	0	1	0	1	-7	
33	Coleman Hawkins	38:49	7-17	2-6	0-0	4 3 7	2 2	16	1	1	0	4	0	-3	
0	Terrence Shannon Jr.	37:17	7-16	0-5	5-6	4 3 7	2 5	19	3	2	1	1	0	-4	
15	RJ Melendez	33:12	5-7	2-3	1-1	2 5 7	2 1	13	0	2	3	2	0	-3	
55	Sky Clark	30:54	2-5	1-3	1-1	1 2 3	2 1	6	2	3	0	0	1	-7	
1	Senecire Harris	05:16	0-0	0-0	0-0	0 0 0	0 0	0	0	0	0	0	0	-3	
20	Ty Rodgers	09:16	0-1	0-0	0-0	1 1 1	0 1	0	1	0	0	0	0	-3	
3	Jayden Epps	10:06	1-5	0-2	0-0	0 0 0	4 0	2	1	1	0	0	1	3	
42	Dain Dairja	20:47	4-6	0-0	0-0	1 4 5	2 3	8	0	3	0	0	0	2	
Team						0 1 1		0		0					
Totals		27:61	5-20	7-8	13 20 33	18 13	66	8 12 5 7 3 0 5							

Shooting By Period		
1st FG%	14-30	46.7%
3PT%	3-9	33.3%
FT%	3-3	100%
2nd FG%	13-31	41.9%
3PT%	2-11	18.2%
FT%	4-5	80%
GM FG%	27-61	44.3%
3PT%	5-20	25.0%
FT%	7-8	87.5%

Dead Ball Rebounds: 0, 1

Maryland - 71		Record: 8-0 (1-0)													
NO.	Name	Min	FG	3P	FT	Rebounds	Fouls	TP	AS	TO	ST	Blocks	BS	BA	+/-
			M-A	M-A	M-A	OR DR TOT	PF FD					BS	BA		
10	Julian Reese	29:00	1-2	0-0	3-6	2 5 7	4 6	5	0	3	1	1	0	6	
24	Donta Scott	32:50	5-13	0-3	2-2	2 1 3	1 3	12	3	1	0	0	1	2	
0	Donald Carey	23:46	1-6	0-4	3-3	0 1 1	0 2	5	0	1	0	0	0	-6	
1	Jahmir Young	34:44	9-20	4-9	2-2	1 3 4	0 1	24	2	1	1	0	4	4	
13	Hakim Hart	34:23	6-9	5-6	0-0	0 5 5	3 0	17	2	1	0	0	1	9	
23	Ian Martinez	20:12	2-4	0-1	4-5	1 1 2	1 4	8	0	2	1	2	1	2	
15	Patrick Emilien	18:10	0-0	0-0	0-0	2 2 4	4 0	0	0	1	0	0	0	2	
2	Jahari Long	06:55	0-0	0-0	0-0	0 1 1	0 2	0	2	0	0	0	0	6	
Team						2 2 4		0		1					
Totals		24:54	9-23	14-18	10 21 31	13 18	71	9 11 3 3 7 5							

Shooting By Period		
1st FG%	16-32	50.0%
3PT%	7-15	46.7%
FT%	2-3	66.7%
2nd FG%	8-22	36.4%
3PT%	2-8	25.0%
FT%	12-15	80%
GM FG%	24-54	44.4%
3PT%	9-23	39.1%
FT%	14-18	77.8%

Dead Ball Rebounds: 3, 1

	ILL	UMD
Biggest lead	3 (1st 17:05)	12 (1st 8:09)
Best Scoring Run	9 (1st 5:41)	11 (1st 10:38)
Lead Changes	2	
Times Tied	5	
Time with Lead	04:44	32:01

Points from	ILL	UMD
Turnovers	16	18
Paint	44	28
Second Chance	17	7
Fast Breaks	12	10
Bench	10	8

Period by Period Scoring			
	1st	2nd	TOT
ILL	34	32	66
UMD	41	30	71

Game 7 Recap – #16 Illinois 73, Syracuse 44
Coleman Hawkins registered the fifth triple-double in Illinois history, recording 15 points, 10 rebounds, and a career-high 10 assists in the Fighting Illini's 73-44 win over Syracuse at State Farm Center in the final year of the ACC/Big Ten Challenge.

Hawkins is the fourth Illini to record a triple-double – and first since Ayo Dosunmu in 2021 – while the win marked head coach **Brad Underwood's** 100th victory with the Orange and Blue.

Terrence Shannon Jr. led all scorers with 17 points, and **RJ Melendez** (15) and **Jayden Epps** (11) also finished in double figures in the 29-point win, marking Illinois' largest margin of victory in the 24-year history of the ACC/Big Ten Challenge.

Illinois opened the game with a 7-1 run, which included four points from **Hawkins**, and held Syracuse without a field goal for the first four minutes of the contest.

After neither team could pull away midway through the first half, three **Shannon** 3-pointers pushed the Illinois advantage to six points.

The Illini held the Orange without a field goal for nearly five minutes to close the frame, taking a 30-23 lead into halftime.

Melendez and **Hawkins** both knocked down 3-pointers early in the second half to give Illinois a double-digit lead with 12 minutes to play.

Illinois took control later in the frame, using a 12-0 run over a three-minute stretch to jump out to a 23-point advantage with five minutes to play. **Melendez** scored seven points during that run, while the Illini converted five-straight shots to take their largest lead of the night.

Hawkins achieved his triple-double late in the game, recording his 10th assist with 1:56 left and grabbing his 10th rebound with 1:39 remaining.

Game 8 Recap – #22 Maryland 71, #16 Illinois 66
 No. 16 Illinois went wire to wire at No. 22 Maryland in front of a raucous crowd and 6,000 Terrapin students before ultimately falling by five points in the Big Ten opener.

Illinois nearly overcame its struggles from the field and a night of foul trouble for **Matthew Mayer** and **Jayden Epps**.

The Illini trailed by as many as 12 points on the night, and by double-digits in the second half, before roaring back. Down 55-45, the Illini went on a 12-2 run to tie the game at 57-all with 7:36 remaining. Illinois also had the game tied at 62 at the under-4 media timeout.

Trailing 67-66, Illinois had a shot to take the lead with 46 seconds left, but **Epps'** open 3-point attempt would not fall. Maryland's **Jahmir Young** answered with the biggest shot of the night, draining a 3-pointer as the shot clock expired with 14 seconds remaining to put the Terps up four and seal the game.

GAME 9

#17/17 ILLINOIS 85, #2/2 TEXAS 78 (OT)

DEC. 6, 2022 // MADISON SQUARE GARDEN // NEW YORK, N.Y.



Official Basketball Box Score - Final
Illinois at Texas
 12/06/22 Madison Square Garden, New York
 2022-23 Men's Basketball

Game Time: 8:00 PM
 Game Duration: 2:37
 Attendance: 17,828

Officials: John Higgins, Keith Kimble, Roger Ayers

Illinois - 85		Record: 7-2												
NO.	Name	Min	FG	3P	FT	Rebounds	Fouls	TP	AS	TO	ST	Blocks	+	-
			M-A	M-A	M-A	OR DR TOT	PF FD					BS BA		
24	Matthew Mayer	F 27:47	8-10	5-5	0-0	0 2 2	4 2	21	1	2	1	3	0	8
33	Coleman Hawkins	F 42:06	2-8	1-5	4-6	2 5 7	2 5	9	4	1	0	3	0	9
0	Terrence Shannon Jr.	G 35:02	5-14	1-4	5-5	0 5 5	3 5	16	0	2	3	0	1	-5
15	RJ Melendez	G 26:49	3-6	1-4	2-2	0 4 4	2 1	9	0	2	2	1	0	10
55	Sky Clark	G 20:59	2-5	1-2	0-0	0 4 4	3 2	5	1	4	0	0	0	-2
3	Jayden Epps	31:33	2-7	1-2	6-8	0 3 3	0 4	11	3	2	0	1	2	11
42	Dain Dainja	16:27	3-5	0-0	3-6	3 3 6	4 3	9	1	3	1	1	0	-3
20	Ty Rodgers	06:14	0-1	0-1	0-0	0 4 4	2 0	0	0	0	0	1	0	-6
1	Sencire Harris	18:03	2-4	0-0	1-4	2 0 2	0 2	5	1	0	0	2	0	13
Team														
Totals		27:60	10-23	21-31	10 32 42	20 24	85	11	17	7	12	3	7	

Shooting By Period	
1st FG%	13.27 48.1%
3PT%	5.14 35.7%
FT%	6.8 75%
2nd FG%	10.26 38.5%
3PT%	4.8 50.0%
FT%	7.12 58.3%
OT FG%	4.7 57.1%
3PT%	1.1 100.0%
FT%	8.11 72.7%
GM FG%	27.60 45.0%
3PT%	10.23 43.5%
FT%	21.31 67.7%

Texas - 78		Record: 6-1												
NO.	Name	Min	FG	3P	FT	Rebounds	Fouls	TP	AS	TO	ST	Blocks	+	-
			M-A	M-A	M-A	OR DR TOT	PF FD					BS BA		
0	Timmy Allen	F 39:34	9-18	1-3	2-3	4 3 7	4 3	21	8	2	0	1	3	-10
1	Dylan Disu	F 08:56	0-2	0-1	1-2	0 0 0	1 2	1	0	0	0	0	0	-8
23	Dillon Mitchell	F 24:01	2-5	0-0	0-0	1 2 3	1 1	4	0	1	1	0	0	7
4	Tyrese Hunter	G 33:23	4-11	2-6	0-1	0 7 7	2 1	10	4	2	0	0	2	-11
5	Marcus Carr	G 35:40	3-14	0-5	3-3	1 2 3	4 4	9	5	2	3	0	3	-12
10	SirJabari Rice	29:57	3-4	1-1	2-2	0 4 4	4 2	9	1	1	1	0	1	-3
32	Christian Bishop	16:42	3-7	0-1	1-4	1 2 3	3 3	7	1	2	2	0	1	6
30	Brock Cunningham	20:47	3-4	2-3	0-0	3 2 5	4 2	8	1	2	1	1	0	-14
2	Arterio Morris	16:00	2-4	1-2	4-4	0 2 2	1 2	9	0	2	0	1	1	10
Team														
Totals		29:69	7-22	13-19	13 27 40	24 20	78	20	14	8	3	12	-7	

Shooting By Period	
1st FG%	11.31 35.5%
3PT%	4.12 33.3%
FT%	8.10 80%
2nd FG%	15.30 50.0%
3PT%	2.6 33.3%
FT%	2.6 33.3%
OT FG%	3.8 37.5%
3PT%	1.4 25.0%
FT%	3.3 100%
GM FG%	29.69 42.0%
3PT%	7.22 31.8%
FT%	13.19 68.4%

Technical Fouls: NONE	
Points from Turnovers	ILL 17, TEX 15
Paint	ILL 28, TEX 38
Second Chance	ILL 10, TEX 10
Fast Breaks	ILL 12, TEX 10
Bench	ILL 25, TEX 33

Period by Period Scoring	
1st	ILL 37, TEX 31
2nd	ILL 17, TEX 85
TOT	ILL 34, TEX 78

Game 9 Recap – #17 Illinois 85, #2 Texas 78 (OT)

No. 17 Illinois fought back from a double-digit second-half deficit to force overtime and take down No. 2 Texas, 85-78, at Madison Square Garden in the Jimmy V Classic. The win marked the Illini's second all-time victory over a top-2 team away from home.

Matthew Mayer scored a season-high 21 points, including five 3-pointers, which tied his career high. **Terrence Shannon Jr.** scored 12 of his 16 points in overtime, his eighth double-figure scoring performance this season.

Jayden Epps registered 11 points, including the Illini's final five points of the second half to send the game to overtime.

Illinois recorded a season-high 12 blocks in the win, with **Mayer**, **Coleman Hawkins**, and **Sencire Harris** all tallying at least two.

After **Mayer** opened the scoring with a 3-pointer, the two sides traded baskets. An 11-3 run midway through the first half that included three Illinois triples pushed the Illini advantage to four with under eight minutes to play in the opening frame.

Illinois closed the first half on a 9-3 run and held a narrow 37-34 lead at the break. **Mayer** led all scorers with a season-high 15 points, on 6-for-6 shooting, and **Hawkins** notched seven in his 19 minutes of first-half action.

The Illini clawed their way back from a double-digit deficit with eight minutes remaining in the second half. A 10-2 run cut Texas' lead to two, via seven points from **RJ Melendez**, with under five minutes to play. With the Illini down by five with one minute to play, **Epps** scored the final five points of the game in regulation to force overtime for the first time this season.

Shannon scored eight of Illinois' first nine points in overtime en route to a seven-point Illini lead with just over two minutes to play.

Illinois fended off a late Texas push, highlighted by **Epps'** final basket of the night, to pick up its second top-10 victory of the season.

GAME 10

PENN STATE 74, #17/17 ILLINOIS 59

DEC. 10, 2022 // STATE FARM CENTER // CHAMPAIGN, ILL.



Official Basketball Box Score - Final
Penn State at Illinois
 12/10/22 State Farm Center, Champaign, Ill.
 2022-23 Men's Basketball

Game Time: 11:00 AM
 Game Duration: 1:49
 Attendance: 15,544

Officials: Paul Szec, D.J. Carstensen, Brian McNutt

Penn State - 74		Record: 7-3 (1-1)												
NO.	Name	Min	FG	3P	FT	Rebounds	Fouls	TP	AS	TO	ST	Blocks	+	-
			M-A	M-A	M-A	OR DR TOT	PF FD					BS BA		
1	Seth Lundy	F 35:56	5-9	0-3	6-6	2 5 7	2 4	16	2	1	2	0	0	13
2	Myles Dread	G 32:36	5-9	5-9	0-0	0 4 4	2 1	15	0	0	1	0	0	17
10	Andrew Funk	G 36:59	7-11	6-9	0-0	0 3 3	0 0	20	2	1	3	0	0	16
11	Camren Wynter	G 27:55	0-3	0-1	0-0	0 1 1	2 1	0	2	2	0	0	1	4
22	Jalen Pickett	G 40:00	9-17	0-1	2-4	1 6 7	2 4	20	6	2	2	1	2	15
0	Kanye Clary	12:05	0-2	0-0	0-0	0 1 1	1 1	0	1	1	0	0	0	11
3	Keaba Njie	01:34	0-1	0-0	0-0	0 0 0	1 0	0	0	0	1	0	0	1
12	Evan Mahaffey	11:28	1-2	1-1	0-0	0 2 2	3 0	3	0	1	0	0	1	0
14	Demetrius Lilley	01:27	0-0	0-0	0-0	0 0 0	2 0	0	0	1	0	0	0	-2
Team														
Totals		27:54	12-24	8-10	3 23 26	15 11	74	13	9	9	1	4	15	

Shooting By Period	
1st FG%	18.29 62.1%
3PT%	6.9 66.7%
FT%	5.5 100%
2nd FG%	9.25 36.0%
3PT%	6.15 40.0%
FT%	3.5 60%
GM FG%	27.54 50.0%
3PT%	12.24 50.0%
FT%	8.10 80.0%

Illinois - 59		Record: 7-3 (0-2)												
NO.	Name	Min	FG	3P	FT	Rebounds	Fouls	TP	AS	TO	ST	Blocks	+	-
			M-A	M-A	M-A	OR DR TOT	PF FD					BS BA		
24	Matthew Mayer	F 22:59	4-11	2-8	4-5	0 3 3	0 3	14	0	1	0	0	1	-9
33	Coleman Hawkins	F 31:36	3-8	0-2	0-0	2 5 7	2 0	6	6	2	1	0	0	-10
0	Terrence Shannon Jr.	G 26:12	2-7	0-3	0-0	0 2 2	1 1	4	0	3	0	1	0	-17
15	RJ Melendez	G 16:10	2-2	1-1	0-0	0 1 1	0 3	5	1	1	0	0	0	-7
55	Sky Clark	G 32:22	4-8	3-6	0-0	1 6 7	1 1	11	2	1	0	0	1	-15
3	Jayden Epps	25:06	1-5	1-2	0-0	0 3 3	1 0	3	0	3	0	1	0	-2
42	Dain Dainja	11:32	2-3	0-0	2-7	0 2 2	1 6	6	1	0	0	0	0	-5
1	Sencire Harris	20:10	2-3	0-1	0-0	2 1 3	3 1	4	1	0	2	1	0	-4
20	Ty Rodgers	13:53	3-0	0-0	0-0	2 1 3	2 0	6	0	1	0	0	0	-6
Team														
Totals		23:52	7-23	6-12	7 25 32	11 15	59	11	12	4	4	1	-15	

Shooting By Period	
1st FG%	15.26 57.7%
3PT%	3.10 30.0%
FT%	5.9 55.6%
2nd FG%	8.26 30.8%
3PT%	4.13 30.8%
FT%	1.3 33.3%
GM FG%	23.52 44.2%
3PT%	7.23 30.4%
FT%	6.12 50.0%

Technical Fouls: NONE	
Points from Turnovers	PSU 14, ILL 12
Paint	PSU 26, ILL 28
Second Chance	PSU 5, ILL 10
Fast Breaks	PSU 3, ILL 4
Bench	PSU 3, ILL 19

Period by Period Scoring	
1st	PSU 47, ILL 27
2nd	PSU 27, ILL 74
TOT	PSU 38, ILL 59

Game 10 Recap – Penn State 74, #17 Illinois 59

No. 17 Illinois struggled on both sides of the ball in a 74-59 loss to Penn State in its Big Ten home opener.

Illinois started off hot, scoring on five of its first six possessions with three 3-pointers. The Illini followed that with a 6-0 run to take a 19-14 lead. But Illinois' defense could not slow down the visitors, as Penn State scored inside and out throughout the opening half.

With the game tied at 34, Penn State surged into the locker room by outscoring the Illini 13-4 over the final three minutes of the first half.

The PSU lead grew to 14 before the Illini rattled off nine unanswered to pull within 52-47 and bring the State Farm Center sellout crowd to its feet. The threat was short lived, however, as the Lions answered by draining a trio of 3-pointers in a span of 64 seconds to take a commanding 61-47 lead with 11 minutes remaining. Illinois could draw no closer than 12 the rest of the way.

Illinois was held to a season-low 59 points and allowed season highs in opponent field goal percentage (.500), 3-point percentage (.500) and 3-pointers (12).

Matthew Mayer finished in double figures for the second straight game, scoring a team-high 14 points in the defeat, while **Sky Clark** tallied 11 points with a career-high seven rebounds and led the Illini with three 3-pointers, tying a career-high mark.

GAME 11
#18/19 ILLINOIS 68, ALABAMA A&M 47
 DEC. 17, 2022 // STATE FARM CENTER // CHAMPAIGN, ILL.



Official Basketball Box Score - Final
Alabama A&M at Illinois
 12/17/22 State Farm Center, Champaign, Ill.
 2022-23 Men's Basketball

Game Time: 3:00 PM
 Game Duration: 2:36
 Attendance: 13,813

Officials: Lamont Simpson, Edwin Young, Rob Kueneman

Alabama A&M - 47

Record: 4-7

NO.	Name	Min	FG			3P			FT			Rebounds			Fouls		TP	AS	TO	ST	Blocks			+/-	
			M	A	P	M	A	P	M	A	P	OR	DR	TOT	PF	FD					BS	BA	+/-		
11	Austin Harvell	06:09	0-1	0-1	0-0	1-0	1-1	2-1	0	0	2	0	0	0	0	0	0	0	0	0	0	0	-4		
33	Olisa Blaise Akonobi	31:34	3-8	0-0	3-5	4-8	12-0	3-9	0	1	1	4	0	4	2	0	0	0	6	0	0	-17			
3	Cameron Tucker	22:01	1-3	0-2	2-2	0-0	0-0	1-1	4	0	4	2	0	0	0	0	0	0	0	0	0	-21			
10	Garrett Hicks	28:58	5-15	2-7	1-1	1-2	3-2	2-2	13	0	0	1	0	0	1	0	0	1	0	1	0	-20			
15	Dalim Smith	25:07	2-9	0-0	3-4	3-1	4-1	2-7	2	3	0	0	0	0	2	3	0	0	0	2	0	-16			
1	Messiah Thompson	23:59	5-12	1-4	1-2	0-0	0-0	3-2	12	0	3	1	0	0	0	0	0	0	0	1	0	-9			
2	Omani Peek	10:43	0-1	0-0	0-0	0-1	1-1	3-1	0	0	0	0	0	0	0	0	0	0	0	0	0	0			
22	Lorenzo Downey	11:13	1-3	0-2	0-0	0-0	0-0	3-3	2	0	0	2	0	0	2	0	0	0	0	0	0	-3			
12	Brandon Powell	19:21	0-1	0-0	0-0	0-6	6-4	0-0	0	0	0	0	0	0	0	0	0	0	0	0	0	0			
34	EJ Williams	04:55	0-0	0-0	0-0	0-0	0-0	1-0	0	0	0	0	0	0	0	0	0	0	0	0	0	0			
30	William Tavares de Brito	06:09	0-1	0-0	0-0	0-1	1-1	1-0	0	0	0	0	0	0	0	0	0	0	0	0	0	0			
24	Eric Lee	04:39	0-1	0-1	0-0	0-0	0-0	1-0	0	0	0	0	0	0	0	0	0	0	0	0	0	-3			
00	Jayland Randall	03:52	0-2	0-0	0-0	1-1	2-1	1-0	0	0	0	0	0	0	0	0	0	0	0	0	0	-5			
13	Xavier Brewer	01:20	0-0	0-0	0-0	0-1	1-0	0-0	0	0	0	0	0	0	0	0	0	0	0	0	0	-2			
Team									1-2			0-0			0-1								-1		
Totals			17-56			3-17			10-14			11-22			33-23		16-47		2-18			7-6			6-21

Shooting By Period		
1st FG%	6-30	20.0%
3PT%	1-11	9.1%
FT%	6-7	85.7%
2nd FG%	11-26	42.3%
3PT%	2-6	33.3%
FT%	4-7	57.1%
GM FG%	17-56	30.4%
3PT%	3-17	17.6%
FT%	10-14	71.4%

Dead Ball Rebounds: 2, 0

Technical Fouls: NONE

Illinois - 68

Record: 8-3

NO.	Name	Min	FG			3P			FT			Rebounds			Fouls		TP	AS	TO	ST	Blocks			+/-	
			M	A	P	M	A	P	M	A	P	OR	DR	TOT	PF	FD					BS	BA	+/-		
24	Matthew Mayer	20:12	9-12	3-6	0-3	2-5	7-4	2-21	1-1	2-3	0-24	2	1	1	2	3	0	0	0	0	0	0	24		
33	Coleman Hawkins	31:20	2-5	1-3	4-4	2-3	5-1	7-9	4-5	2-2	0-12	1	7	9	4	5	2	2	0	0	0	12			
0	Terrence Shannon Jr.	34:43	5-12	1-5	7-10	1-1	2-1	5-18	2-2	1-0	2-26	1	5	18	2	2	1	0	2	0	0	26			
3	Jayden Epps	26:47	2-6	1-3	0-0	1-3	4-2	1-5	1-3	1-0	1-7	0	1	5	1	3	1	0	1	0	1	7			
55	Sky Clark	21:23	3-7	1-3	1-3	0-1	1-1	5-3	8-0	2-0	0-13	0	2	8	0	2	0	0	0	0	0	13			
1	Sencire Harris	15:28	0-6	0-3	0-0	2-6	8-1	1-0	0-1	1-1	1-2	0	1	0	1	1	1	2	1	0	0	-1			
20	Ty Rodgers	21:11	0-1	0-0	1-2	2-3	5-0	3-1	1-2	0-0	1-16	1	1	2	0	0	0	0	0	0	0	-2			
42	Dain Dainja	11:28	2-3	0-0	0-0	1-1	2-1	0-4	0-1	0-0	0-1	0	0	0	0	0	0	0	0	0	0	-2			
15	RJ Melendez	14:48	0-3	0-2	0-0	1-2	3-0	0-0	0-0	1-0	0-5	0	0	0	1	0	0	0	0	0	0	5			
12	Brandon Lieb	01:42	1-2	0-0	0-1	2-1	3-1	1-2	0-0	0-0	0-1	0	0	0	0	0	0	0	0	0	0	1			
22	Paxton Warden	00:58	0-0	0-0	0-0	0-0	0-0	0-0	0-0	0-0	0-2	0	0	0	0	0	0	0	0	0	0	2			
Team									2-4			6-6			0-0								21		
Totals			24-57			7-27			13-23			16-30			46-16		23-68		9-18			7-6			6-21

Shooting By Period		
1st FG%	11-26	42.3%
3PT%	4-15	26.7%
FT%	10-15	66.7%
2nd FG%	13-31	41.9%
3PT%	3-12	25.0%
FT%	3-8	37.5%
GM FG%	24-57	42.1%
3PT%	7-27	25.9%
FT%	13-23	56.5%

Dead Ball Rebounds: 5, 0

Technical Fouls: NONE

	AAM	ILL	Points from	AAM	ILL	Period by Period Scoring			
Biggest lead	3 (1st 18:37)	21 (2nd 0:38)	Turnovers	16	15	1st	2nd	TOT	
Best Scoring Run	16 (2nd 10:54)	9 (1st 16:43)	Paint	16	28	AAM	19	28	47
Lead Changes	1		Second Chance	12	14	ILL	36	32	68
Times Tied	1		Fast Breaks	6	6				
Time with Lead	00:19	37:45	Bench	14	7				

Game 11 Recap – #18 Illinois 68, Alabama A&M 47

After a week off for final exams, No. 18 Illinois took down Alabama A&M at State Farm Center. **Matthew Mayer** posted another strong performance for the Illini, scoring a season-high 21 points with seven rebounds and career-high tying three blocks.

Terrence Shannon Jr. finished close behind Mayer with 18 points while **Sencire Harris** led the Illini with a career-high eight rebounds.

A quick offensive start from both **Mayer** and **Shannon Jr.** pushed the Illini to a 14-7 lead in the first seven minutes of the game.

In his starting debut, freshman **Jayden Epps** broke up a short scoring drought for Illinois with a jumper, propelling the Orange and Blue to a 24-11 advantage early in the first half.

The Illini pushed their advantage to 17 at halftime, 36-19.

Coming out of the locker room, Alabama A&M mounted a comeback effort on the heels of a 16-0 run that cut the Illini lead to 38-37 with just under 11 minutes to play.

But **Coleman Hawkins** snapped the Illinois scoring drought with a pair of free throws at the 10:46 mark, sparking a 15-2 Illini run.

Mayer dominated during the closing stretch, scoring 13 points over his final eight minutes of play that turned a 3-point lead into a comfortable 20-point advantage when he exited the game with 1:42 remaining.

2022-23 STATISTICS – ALL GAMES



2022-23 Illinois Men's Basketball Combined Team Statistics All games

Game Records

Record	Overall	Home	Away	Neutral
ALL GAMES	8-3	6-1	0-1	2-1
CONFERENCE	0-2	0-1	0-1	0-0
NON-CONFERENCE	8-1	6-0	0-0	2-1

Score by Periods

Team	1st	2nd	OT	TOT
Illinois	431	411	17	859
Opponents	342	331	10	683

Team Box Score

No.	Player				Total		3-Point		F-Throw		Rebounds											
		GP-GS	MIN	AVG	FG-FGA	FG%	3FG-3FGA	3FG%	FT-FTA	FT%	OFF	DEF	TOT	AVG	PF	DQ	A	TO	BLK	STL	PTS	AVG
0	SHANNON JR., Terrence	11-11	340:40	31.0	61-134	.455	23-66	.348	51-67	.761	17	43	60	5.5	15	1	30	26	7	11	196	17.8
42	DAINJA, Dain	11-0	187:36	17.1	47-65	.723	0-0	.000	14-31	.452	21	38	59	5.4	20	0	4	19	11	9	108	9.8
33	HAWKINS, Coleman	11-11	328:45	29.9	39-89	.438	12-37	.324	15-23	.652	23	44	67	6.1	18	0	46	31	16	13	105	9.5
24	MAYER, Matthew	11-11	216:51	19.7	37-83	.446	17-48	.354	10-16	.625	11	37	48	4.4	24	0	13	10	8	12	101	9.2
3	EPPS, Jayden	11-1	264:18	24.0	35-82	.427	17-44	.386	11-14	.786	2	21	23	2.1	18	0	15	14	2	8	98	8.9
55	CLARK, Skyy	11-11	278:38	25.3	29-63	.460	15-41	.366	16-22	.727	5	38	43	3.9	32	1	23	25	2	7	89	8.1
15	MELENDEZ, RJ	11-10	234:27	21.3	30-66	.455	13-38	.342	15-17	.882	10	26	36	3.3	15	0	7	17	8	15	88	8.0
1	HARRIS, Sencire	11-0	146:42	13.3	18-44	.409	6-20	.300	2-10	.200	10	10	20	1.8	14	0	7	6	6	11	44	4.0
20	RODGERS, Ty	11-0	175:54	16.0	10-22	.455	0-1	.000	2-8	.250	12	23	35	3.2	16	0	14	9	1	4	22	2.0
12	LIEB, Brandon	6-0	22:51	3.8	3-7	.429	0-0	.000	1-4	.250	3	5	8	1.3	7	1	0	2	4	0	7	1.2
2	SERVEN, Connor	5-0	19:18	3.9	0-1	.000	0-1	.000	1-2	.500	1	3	4	0.8	2	0	0	2	0	1	1	0.2
22	WARDEN, Paxton	6-0	10:34	1.8	0-3	.000	0-3	.000	0-0	.000	0	0	0	0.0	0	0	0	2	1	0	0	0.0
Team											20	17	37				3					
Total		11	2227		309-659	.469	103-299	.344	138-214	.645	135	305	440	40.0	181	3	159	166	66	91	859	78.1
Opponents		11	2225		245-638	.384	67-212	.316	126-180	.700	111	250	361	32.8	203	5	119	184	28	78	683	62.1

Team Statistics

	ILLINI	OPP
Scoring	859	683
Points per game	78.1	62.1
Scoring margin	+16.0	-
Field goals-att	309-659	245-638
Field goal pct	.469	.384
3 point fg-att	103-299	67-212
3-point FG pct	.344	.316
3-pt FG made per game	9.4	6.1
Free throws-att	138-214	126-180
Free throw pct	.645	.700
F-Throws made per game	12.5	11.5
Rebounds	440	361
Rebounds per game	40.0	32.8
Rebounding margin	+7.2	-
Assists	159	119
Assists per game	14.5	10.8
Turnovers	166	184
Turnovers per game	15.1	16.7
Turnover margin	+1.6	-
Assist/turnover ratio	1.0	0.6
Steals	91	78
Steals per game	8.3	7.1
Blocks	66	28
Blocks per game	6.0	2.5
Winning streak	1	-
Home win streak	1	-
Attendance	101099	16380
Home games-Avg/Game	7-14443	1-16380
Neutral site-Avg/Game	-	3-11404

Team Results

Date	Opponent		Score	Att.
11/07/2022	Eastern Ill.	W	87-57	14543
11/11/2022	Kansas City	W	86-48	15331
11/14/2022	Monmouth	W	103-65	13772
11/18/2022	vs UCLA	W	79-70	8707
11/20/2022	vs Virginia	L	61-70	7678
11/25/2022	Lindenwood	W	92-59	12552
11/29/2022	Syracuse	W	73-44	15544
12/02/2022	at Maryland	L	66-71	16380
12/06/2022	vs Texas	Wot	85-78	17828
12/10/2022	Penn St.	L	59-74	15544
12/17/2022	Alabama A&M	W	68-47	13813




TERRENCE SHANNON JR.
SR. / G / 6-6 / 215
CHICAGO, ILL.
TEXAS TECH




SENCIRE HARRIS
FR. / G / 6-4 / 160
CANTON, OHIO
ST. VINCENT-ST. MARY



CONNOR SERVEN
JR. / F / 6-9 / 235
PRAIRIE CITY, ILL.
ST. RITA



JAYDEN EPPS
FR. / G / 6-2 / 190
NORFOLK, VA.
COMBINE ACADEMY (N.C.)




LUKE GOODE
SO. / G / 6-7 / 210
FORT WAYNE, IND.
HOMESTEAD



BRANDON LIEB
JR. / C / 7-0 / 220
DEERFIELD, ILL.
DEERFIELD



RJ MELENDEZ
SO. / G / 6-7 / 205
ARECIBO, PUERTO RICO
CENTRAL PUNTE
CHRISTIAN (FLA.)




TY RODGERS
FR. / G/F / 6-6 / 200
SAGINAW, MICH.
THORNTON TOWNSHIP (ILL.)



PAXTON WARDEN
FR. / G / 6-4 / 180
GLEN ELLYN, ILL.
GLENBARD WEST



MATTHEW MAYER
GR. / G/F / 6-9 / 225
AUSTIN, TEXAS
BAYLOR



COLEMAN HAWKINS
JR. / F / 6-10 / 225
SACRAMENTO, CALIF.
PROLIFIC PREP



DAIN DAINJA
SO. / F / 6-9 / 270
BROOKLYN PARK, MINN.
BAYLOR



SKYY CLARK
FR. / G / 6-3 / 200
LOS ANGELES, CALIF.
MONTVERDE ACADEMY (FLA.)



BRAD UNDERWOOD
HEAD COACH
6TH YEAR AT ILLINOIS
10TH YEAR OVERALL



GEOFF ALEXANDER
ASSISTANT COACH
6TH YEAR AT ILLINOIS



TIM ANDERSON
ASSISTANT COACH
2ND YEAR AT ILLINOIS



CHESTER FRAZIER
ASSISTANT COACH
2ND YEAR AT ILLINOIS

