
2018
RECORD
BOOK
BASEBALL



JIMMY BURNETTE | FR
OF/LHP | 6-2 | 190
CHICAGO, ILL.
ST. LAURENCE



JACK YALOWITZ | JR
LHP/OF | 5-11 | 180
CHICAGO, ILL.
LOYOLA ACADEMY



BEN TROIKE | SO
INF | 5-10 | 170
TINLEY PARK, ILL.
LINCOLN-WAY NORTH



MICHAEL MASSEY | SO
INF | 6-0 | 180
PALOS PARK, ILL.
BROTHER RICE



TY WEBER | SO
RHP | 6-4 | 225
MENOMONEE FALLS, WIS.
MENOMONEE FALLS



RYAN HAFF | R-JR
INF | 5-11 | 190
OAKBROOK, ILL.
HINSDALE CENTRAL



BREN SPILLANE | JR
INF | 6-4 | 210
WHEELING, ILL.
WHEELING



MICHAEL MICHALAK | JR
INF | 6-3 | 180
ROCHESTER, MINN.
MAYO/DES MOINES AREA CC



RYAN SCHMITT | SO
RHP | 5-9 | 200
HARTLAND, WIS.
ARROWHEAD



DAVID CRAAN | JR
C/OF | 6-0 | 175
CHICAGO, ILL.
WHITNEY YOUNG



LUKE SHILLING | JR
RHP | 6-5 | 245
CLARKSTON, MICH.
NOTRE DAME PREP



JEREMIAH LEBRON | FR
OF | 6-1 | 250
BOLINGBROOK, ILL.
BOLINGBROOK



KELLEN SARVER | FR
C/3B | 6-1 | 205
CHAMPAIGN, ILL.
CENTENNIAL



RYAN KUTT | FR
RHP | 6-3 | 195
ORLAND PARK , ILL.
BROTHER RICE



DORAN TURCHIN | JR
OF | 6-2 | 210
OAK CREEK, WIS.
OAK CREEK



ZAK DEVERMANN | JR
LHP | 6-2 | 210
OSWEGO, ILL.
OSWEGO EAST



CYRILLO WATSON | SO
RHP | 6-1 | 185
CUDAHY, WIS.
SOUTH MILWAUKEE



TYLER ENGEL | JR
INF/OF | 5-10 | 170
IPAVA, ILL.
VIT



MARK SKONIECZNY | SR
C/OF | 5-11 | 220
ALGONQUIN, ILL.
HUNTLEY



GRANT VAN SCOY | JR
INF | 5-10 | 185
PAPILLION, NEB.
LAVISTA/SOUTHEAST CC



ANDREW DYKE | R-FR
OF | 6-0 | 190
ALSIP, ILL.
BROTHER RICE



JACKSON DOUGLAS | SR
LHP | 6-6 | 240
ROCHESTER, MINN.
MAYO/IOWA WESTERN CC



CASEY DODGE | R-SO
1B/DH | 6-0 | 185
BARRINGTON, ILL.
BARRINGTON



JEFF KORTE | JR
C | 5-8 | 195
MELBOURNE, FLA.
MELBOURNE/E. FLORIDA ST. COLL.



QUINN SNARSKIS | JR
RHP | 6-0 | 185
CHICAGO, ILL.
FENWICK/ST. JOSEPH'S COLL.



ZACK JONES | SO
LHP | 5-11 | 165
DOWNERS GROVE, ILL.
DOWNERS GROVE SOUTH



JOEY GERBER | JR
RHP | 6-4 | 215
MAPLE GROVE, MINN.
WAYZATA



ZAC TAYLOR | R-JR
OF | 6-1 | 195
DOWNERS GROVE, ILL.
DOWNERS GROVE SOUTH/HOUSTON



ANDY FISHER | R-JR
LHP | 6-1 | 185
BOWLING GREEN, OHIO
BOWLING GREEN/E. ILLINOIS



SEAN LELAND | R-JR
RHP | 6-4 | 210
ORLAND PARK, ILL.
SANDBURG/LOUISVILLE



QUINTEN SEFCIK | R-JR
INF/RHP | 6-1 | 210
WAUCONDA, ILL.
CARMEL CATHOLIC



RYAN THOMPSON | SO
RHP | 6-3 | 200
BYRON, MINN.
BYRON



DAN HARTLEB
HEAD COACH



DREW DICKINSON
ASSISTANT COACH



ADAM CHRIST
ASSISTANT COACH



CASEY FLETCHER
VOLUNTEER ASST. COACH



MICHAEL HURWITZ
STUDENT ASST. COACH



CONTENTS

2017 IN REVIEW

Results 2
Highlights 3
Final Statistics 4
Big Ten Statistics 5
Miscellaneous Statistics 6-7
Game Highs / Last Time 8
Big Ten Review 9

MEET THE ILLINI

2018 Roster 11-13
Jimmy Burnette 14
David Craan 15-16
Zak Devermann 17-18
Casey Dodge 19-20
Jackson Douglas 21-22
Andrew Dyke 23
Tyler Engel 24-25
Andy Fisher 26
Joey Gerber 27-28
Ryan Haff 29-30
Zack Jones 31-32
Jeff Korte 33
Ryan Kutt 34
Jeremiah Lebron 35
Sean Leland 36
Michael Massey 37-38
Michael Michalak 39
Kellen Sarver 40
Ryan Schmitt 41-42
Quinten Sefcik 43-44
Luke Shilling 45-46
Mark Skonieczny 47-48
Quinn Snarskis 49
Bren Spillane 50-51
Zac Taylor 52
Ryan Thompson 53-54
Ben Troike 55-56
Doran Turchin 57-58
Grant Van Scoy 59
Cyrillo Watson 60-61
Ty Weber 62-63
Jack Yalowitz 64-65

COACHING STAFF

Head Coach Dan Hartleb 67-68
Assistant Coach Drew Dickinson 69
Assistant Coach Adam Christ 70
Volunteer Assistant Coach Casey Fletcher 71
Student Assistant Coach Michael Hurwitz 71
Support Staff 72

RECORDS

Offensive Records 74-77
Pitching Records 77-78
Team and Single-Game Records 79
Illinois Field Records 80

HISTORY

All-Americans 82
All-Big Ten 83
Big Ten and Illinois Honors 84
Lou Boudreau 85
All-Time Letterwinners 86-88
Illini in Major League Baseball 89
Illini in the Major League Baseball Draft 90
Annual Offensive Leaders 91-92
Annual Pitching Leaders 93
Illinois in the Big Ten Tournament 94
Illinois in the NCAA Tournament 95
Big Ten Medal of Honor 96
Academic All-Big Ten 96
Baseball Scholarships 96
Year-by-Year Records 97
All-Time Scores 98-110
Series Records 111-127

QUICK FACTS

UNIVERSITY INFORMATION

Location . . . . . Urbana-Champaign, Ill.
Nickname . . . . . Fighting Illini
Founded 1867
Enrollment 44,880
Colors . . . . . Orange and Blue
Conference . . . . . Big Ten
Stadium (capacity) . . . . . Illinois Field (1,500)
Surface . . . . . FieldTurf
President . . . . . Timothy L. Killeen
Chancellor . . . . . Robert J. Jones
Athletic Director . . . . . Josh Whitman
Ticket Office 1-866-ILLINI-1

TEAM HISTORY

First Year 1879
Baseball Seasons All-Time . . . . . 139th season in 2018
Overall Record . . . . . 2,576-1,670-39 (.606)
Big Ten Record . . . . . 1,104-787-10 (.583)
Big Ten Championships / Last . . . . . 30 / 2015
Years in NCAA Tournament / Last . . . . . 11 / 2015
NCAA Tournament Record . . . . . 17-21 (.447)

TEAM INFORMATION

2017 Record 23-28
2017 Big Ten Record 9-15
Players Returning from 2017 24
Newcomers for 2018 8

STAFF

Head Coach . . Dan Hartleb (Southern Illinois '89) - 13th year
Career Record/Record at Illinois . . . 377-281-1 (12 seasons)
Big Ten Record . . . . . 172-135 (12 seasons)
Assistant . . . . . Drew Dickinson (Illinois '09) - Seventh year
Assistant . . . . . Adam Christ (UW-Milwaukee '03) - Third year
Volunteer Assistant . . . . . Casey Fletcher - Second year
Student Assistant . . . . . Michael Hurwitz - Second year
Athletic Trainer . . . . . Jim Halpin
Strength and Conditioning Coach . . . . . Nick Viegut
Baseball Secretary . . . . . Mary Gallagher

ATHLETICS COMMUNICATIONS

Baseball Contact . . . . . Brett Moore
Cell 309.212.6367
E-mail . . . . . btmoore3@illinois.edu
Address . . . . . Bielfeldt Athletic Administration Building
1700 South Fourth Street, Champaign, IL 61820
Website . . . . . IlliniBaseball.com
Twitter . . . . . @IlliniBaseball
Facebook . . . . . FightingIlliniBaseball
Instagram . . . . . IlliniBaseball

RADIO

Flagship Station . . . . . WDWS-AM 1400
Play-By-Play . . . . . Dave Loane

CREDITS

Editors: Grace Duggan, Kent Brown
Cover Design: Trevor Diedrich
Photography: Mark Jones, Cary Frye, Craig Pessman
Thomas Nelshoppen, Robin McElwee
Printing: Premier Print Group; Champaign, Ill.

2017 RESULTS

	DATE	OPPONENT	W	SCORE	L	ILL R-H-E	OPP R-H-E	INN	OVERALL	BIG TEN	PITCHER OF RECORD	ATT	TIME
	Feb 17, 2017	vs Milwaukee	W	10-2		10-9-1	2-6-2	9	1-0-0	0-0-0	Shilling (W 1-0)	123	2:57
	Feb 18, 2017	at Milwaukee		2-4	L	2-8-1	4-6-1	9	1-1-0	0-0-0	Sefcik (L 0-1)	1122	2:25
	Feb 18, 2017	at Lamar University		9-15	L	9-12-2	15-13-1	9	1-2-0	0-0-0	Bellair (L 0-1)	1122	3:20
	Feb 19, 2017	at Lamar University		1-2	L	1-5-0	2-6-1	(10)	1-3-0	0-0-0	Jones (L 0-1)	834	2:46
	Feb 24, 2017	at A&M-Corpus Christi	W	15-14		15-17-2	14-15-1	9	2-3-0	0-0-0	Bellair (W 1-1)	2594	3:45
	Feb 25, 2017	vs Houston		5-11	L	5-9-2	11-17-5	9	2-4-0	0-0-0	Sefcik (L 0-2)	2647	3:18
	Feb 26, 2017	vs MIZZOU		6-7	L	6-11-1	7-11-1	9	2-5-0	0-0-0	Jones (L 0-2)	2506	3:15
	Mar 03, 2017	at Florida Atlantic		10-11	L	10-11-0	11-11-4	9	2-6-0	0-0-0	Watson (L 0-1)	419	3:27
	Mar 04, 2017	at Florida Atlantic	W	14-4		14-15-1	4-10-3	9	3-6-0	0-0-0	Weber (W 1-0)	392	2:59
	Mar 05, 2017	at Florida Atlantic		2-16	L	2-8-0	16-18-0	9	3-7-0	0-0-0	Thompson (L 0-1)	344	3:05
	Mar 10, 2017	at Coastal Carolina	W	7-6		7-11-2	6-9-1	9	4-7-0	0-0-0	Sefcik (W 1-2)	1411	3:29
	Mar 11, 2017	at Coastal Carolina		2-3	L	2-4-0	3-3-1	9	4-8-0	0-0-0	Schmitt (L 0-1)	1554	2:37
	Mar 11, 2017	at Coastal Carolina		0-6	L	0-5-4	6-3-2	9	4-9-0	0-0-0	Sefcik (L 1-2)	1554	2:48
	Mar 17, 2017	TOLEDO	W	11-5		11-13-1	5-8-1	9	5-9-0	0-0-0	Sefcik (W 2-3)	533	2:52
	Mar 18, 2017	SOUTHERN ILLINOIS		5-8	L	5-10-1	8-10-2	9	5-10-0	0-0-0	Weber (L 1-1)	505	2:33
	Mar 19, 2017	TOLEDO		4-10	L	4-8-0	10-11-0	9	5-11-0	0-0-0	James (L 0-1)	1311	3:08
	Mar 19, 2017	SOUTHERN ILLINOIS		1-3	L	1-4-0	3-7-1	9	5-12-0	0-0-0	Shilling (L 1-1)	1311	3:03
	Mar 21, 2017	ILLINOIS STATE	W	7-1		7-9-0	1-4-3	9	6-12-0	0-0-0	Watson (W 1-1)	501	2:57
*	Mar 24, 2017	MICHIGAN STATE		4-12	L	4-10-1	12-11-1	9	6-13-0	0-1-0	Bellair (L 1-2)	1052	3:19
*	Mar 24, 2017	MICHIGAN STATE		1-12	L	1-6-3	12-13-2	9	6-14-0	0-2-0	Weber (L 1-2)	1052	2:52
*	Mar 26, 2017	MICHIGAN STATE		6-17	L	6-10-1	17-13-0	9	6-15-0	0-3-0	Shilling (L 1-2)	747	3:07
	Mar 28, 2017	BRADLEY		0-2	L	0-7-2	2-5-1	9	6-16-0	0-3-0	Watson (L 1-2)	475	2:29
	Mar 31, 2017	INDIANA STATE	W	6-4		6-5-3	4-7-1	9	7-16-0	0-3-0	Bellair (W 2-2)	415	2:57
	Apr 01, 2017	INDIANA STATE	W	2-1		2-7-0	1-4-0	9	8-16-0	0-3-0	Weber (W 2-2)	1205	1:52
	Apr 02, 2017	INDIANA STATE	W	5-2		5-7-1	2-5-0	9	9-16-0	0-3-0	Sefcik (W 3-3)	1301	2:54
	Apr 04, 2017	vs MIZZOU	W	5-3		5-7-0	3-6-0	9	10-16-0	0-3-0	Thompson (W 1-1)	2432	3:14
*	Apr 07, 2017	at Michigan		8-9	L	8-10-2	9-11-1	9	10-17-0	0-4-0	Jones (L 0-3)	520	2:53
*	Apr 08, 2017	at Michigan		0-7	L	0-1-1	7-14-0	9	10-18-0	0-5-0	Weber (L 2-3)	1232	2:35
*	Apr 09, 2017	at Michigan	W	7-5		7-11-0	5-9-1	9	11-18-0	1-5-0	Thompson (W 2-1)	1251	3:09
	Apr 11, 2017	at Illinois State	W	6-5		6-12-0	5-7-2	(10)	12-18-0	1-5-0	Gerber (W 1-0)	1812	3:38
*	Apr 14, 2017	NORTHWESTERN	W	4-3		4-9-1	3-5-0	(11)	13-18-0	2-5-0	Schmitt (W 1-1)	651	3:30
*	Apr 15, 2017	NORTHWESTERN		4-11	L	4-11-1	11-12-1	9	13-19-0	2-6-0	Watson (L 1-3)	1609	2:32
*	Apr 16, 2017	NORTHWESTERN	W	10-8		10-13-0	8-13-0	9	14-19-0	3-6-0	Schmitt (W 2-1)	641	3:12
	Apr 18, 2017	WESTERN MICHIGAN	W	13-3		13-14-1	3-10-5	9	15-19-0	3-6-0	Bellair (W 3-2)	641	2:56
*	Apr 21, 2017	at Purdue		2-4	L	2-8-1	4-9-1	9	15-20-0	3-7-0	Weber (L 2-4)	935	2:54
*	Apr 22, 2017	at Purdue		1-4	L	1-2-1	4-9-0	9	15-21-0	3-8-0	Watson (L 1-4)	1153	2:16
*	Apr 23, 2017	at Purdue		1-2	L	1-7-1	2-4-1	9	15-22-0	3-9-0	Thompson (L 2-2)	1010	2:50
	Apr 25, 2017	at Bradley	W	8-6		8-12-1	6-8-1	9	16-22-0	3-9-0	Schmitt (W 3-1)	268	2:51
*	Apr 28, 2017	at Minnesota		4-5	L	4-6-0	5-13-1	9	16-23-0	3-10-0	Weber (L 2-5)	285	2:34
*	Apr 29, 2017	at Minnesota	W	9-5		9-10-2	5-11-2	9	17-23-0	4-10-0	Schmitt (W 4-1)	1227	3:14
*	Apr 29, 2017	at Minnesota	W	14-1		14-11-1	1-6-3	9	18-23-0	5-10-0	James (W 1-1)	1227	3:03
	May 02, 2017	at Southern Illinois	W	6-5		6-11-0	5-10-0	9	19-23-0	5-10-0	Devermann (W 1-0)	461	3:11
*	May 05, 2017	MARYLAND		4-9	L	4-9-0	9-11-1	9	19-24-0	5-11-0	Weber (L 2-6)	669	2:59
*	May 06, 2017	MARYLAND	W	6-2		6-11-2	2-5-1	9	20-24-0	6-11-0	Watson (W 2-4)	1675	2:52
*	May 07, 2017	MARYLAND	W	8-6		8-10-1	6-10-1	9	21-24-0	7-11-0	Gerber (W 2-0)	1428	3:34
*	May 12, 2017	at Rutgers		3-8	L	3-6-1	8-8-3	9	21-25-0	7-12-0	Schmitt (L 4-2)	253	2:26
*	May 12, 2017	at Rutgers	W	7-5		7-11-0	5-11-1	9	22-25-0	8-12-0	Watson (W 3-4)	313	2:43
*	May 14, 2017	at Rutgers		7-8	L	7-10-1	8-10-2	9	22-26-0	8-13-0	Gerber (L 2-1)	366	3:21
*	May 18, 2017	IOWA		5-6	L	5-11-2	6-7-1	9	22-27-0	8-14-0	Weber (L 2-7)	774	3:06
*	May 19, 2017	IOWA	W	12-8		12-16-1	8-12-1	9	23-27-0	9-14-0	Schmitt (W 5-2)	1494	3:35
*	May 19, 2017	IOWA		3-8	L	3-10-1	8-10-0	9	23-28-0	9-15-0	Devermann (L 1-1)	1494	3:18

2017 SEASON HIGHLIGHTS

- Illinois went 17-12 after March 31 after a 6-16 start to the season.
- Illinois was 20-11 when allowing fewer than seven runs.
- Illinois won 10 of its last 16 two-run games. The Illini were 13-13 in games decided by two or fewer runs.
- 387 1/3 of Illinois' 449 1/3 innings pitched were by freshmen or sophomores (86.2%).
- 333 of Illinois' 470 hits were by freshmen or sophomores (70.9%). True freshmen had 114 hits, all by Michael Massey and Ben Troike.
- Illinois hit 58 home runs in 2017, tied for the most for an Illini team since 2000 (58 in 2005).
- 34 of Illinois' 58 home runs have been by freshmen or sophomores (58.6%).
- Illinois outhit opponents or hits were even in 29 of 48 games. The Illini were 20-9 in those games.
- Illinois ranked second in the nation in double plays per game (1.18).
- Michael Massey became the fifth Big Ten player since 2011 to win back-to-back Big Ten Freshman of the Week awards.
- Pat McInereny ranked second in the Big Ten in home runs (15) and slugging percentage (.593). His 15 homers ranked tied for ninth all-time in an Illini single season.
- Five Illini had two-homer games: Turchin (at FAU 3/3/17; vs. Iowa 5/18/17), Craan (at FAU 3/4/17), Yalowitz (at FAU 3/4/17), McInerney (vs. Michigan State 3/2417), Massey (vs. Missouri 4/4/17)
- The Illini ranked 34th in the nation and third in the Big Ten in home runs per game (1.14). Indiana led the Big Ten with 1.25 homers per game.
- Illinois hit six home runs March 4 against Florida Atlantic in a 14-4 win. It was the Illini's most since May 8, 2005 (7 vs. Northwestern).
- Illinois freshman second baseman Michael Massey was the only Illini to start every game at the same position. Freshman Ben Troike started all but one game at shortstop (injury). McInerney started every game, but at different positions.
- **Massey Freshman All-America:** Illinois second baseman Michael Massey was named to the Collegiate Baseball Freshmen All-America Team. Massey is the 13th Illini to earn freshmen all-America honors from Collegiate Baseball and the first since Adam Walton in 2014. Massey was a third team All-Big Ten selection and Big Ten All-Freshmen Team pick after hitting .330 with 12 doubles, six homers and 36 RBIs during his first season in Champaign. He led Big Ten freshmen in hits (69) and led Big Ten second basemen in batting average during conference games (.354). Massey also shined defensively for the Illinois club that ranked second in the nation in double plays per game (1.18). The Palos Park, Illinois, native made just six errors while playing nearly every inning of all 51 games at second base for a .977 fielding percentage.
- **Yalowitz All-Region:** Illinois outfielder Jack Yalowitz was named ABCA/Rawlings All-Mideast Region second team. Yalowitz had a breakout sophomore season, batting .335 with 12 home runs and 44 RBIs. The sophomore was the only Big Ten player to post double-digit home runs and stolen bases during the regular season. Yalowitz finished in the Big Ten's top 10 in seven of the top nine major offensive stat categories, including fourth in homers. He was one of two Big Ten outfielders on the All-Mideast Region teams along with Northwestern senior Joe Hoscheit, who was also a second-team pick.
- **All-Big Ten:** Jack Yalowitz (first team), Pat McInerney (second team), Michael Massey (third team; freshman team), Casey Dodge (freshman team), Anthony Drago (Sportsmanship Award)
- **Academic All-Big Ten:** David Craan, Casey Dodge, Joey Gerber, Ryan Haff, Trent Hammond, Zack Kolakowski, Pat McInerney, Dan Rowbottom, Mark Skonieczny, Bren Spillane
- **McInereny Signs with Brewers:** Pat McInerney signed a professional contract with the Milwaukee Brewers following the MLB Draft. McInerney hit .309 with 15 home runs and 44 RBIs in 2017 during his senior campaign. He was second in the Big Ten in home runs to earn All-Big Ten second team honors. He finished his four-year career with a .291 batting average, .473 slugging percentage, 31 doubles, 28 home runs and 110 RBIs in 178 games and 168 starts.

2017 STATISTICS

Player	AVG.	GP	GS	AB	R	H	2B	3B	HR	RBI	TB	SLG%	BB	HBP	SO	GDP	OB%	SF	S	SB	SBA	PO	A	E	FLD
3 Yalowitz, Jack	.335	49	49	200	42	67	9	3	12	44	118	.590	23	4	30	1	.409	3	1	10	15	100	5	2	.981
6 Massey, Michael	.330	51	51	209	22	69	12	1	6	36	101	.483	10	1	16	5	.360	2	1	4	7	121	130	6	.977
27 McInerney, Pat	.309	51	51	194	42	60	10	0	15	44	115	.593	33	4	40	3	.416	2	0	8	9	388	20	1	.998
31 Dodge, Casey	.280	47	46	164	18	46	8	0	1	18	57	.348	23	1	32	4	.368	2	1	0	0	0	0	0	.000
20 Turchin, Doran	.275	49	48	167	33	46	11	0	8	19	81	.485	26	4	58	1	.386	0	2	4	5	115	2	1	.992
4 Troike, Ben	.234	50	50	192	33	45	4	1	0	20	51	.266	17	5	20	3	.309	3	1	10	14	78	137	8	.964
33 Hammond, Trent	.207	49	48	145	20	30	6	1	3	18	47	.324	17	5	44	1	.310	1	4	1	1	42	105	13	.919
---																									
17 James, Matthew	.500	2	0	2	1	1	0	1	0	3	3	1.500	0	0	1	0	.500	0	0	0	0	4	6	1	.909
9 Spillane, Bren	.295	36	28	112	22	33	6	1	5	23	56	.500	14	1	32	3	.378	0	0	3	5	38	4	5	.894
25 Skonieczny, Mark	.228	28	23	92	12	21	2	2	2	11	33	.359	5	2	23	0	.280	1	1	1	1	153	23	3	.983
23 Engel, Tyler	.224	26	8	49	6	11	3	1	0	8	16	.327	2	1	17	1	.264	1	0	0	2	19	7	0	1.000
18 Drago, Anthony	.206	22	6	34	3	7	2	0	1	4	12	.353	2	0	13	0	.243	1	0	0	0	47	4	1	.981
19 Rowbottom, Dan	.205	35	20	83	14	17	2	0	3	12	28	.337	12	1	7	0	.313	0	2	0	0	30	1	1	.969
8 Haff, Ryan	.167	17	0	12	5	2	2	0	0	0	4	.333	1	0	7	0	.231	0	0	0	1	6	0	0	1.000
15 Craan, David	.133	34	28	98	15	13	2	0	2	8	21	.214	13	1	40	1	.241	0	0	6	6	182	40	2	.991
32 McMillan, Jalin	.077	11	2	13	1	1	1	0	0	2	2	.154	3	0	6	1	.250	0	0	0	0	3	6	0	1.000
2 Kolakowski, Zack	.071	20	1	14	3	1	0	0	0	0	1	.071	2	0	2	0	.188	0	0	0	0	6	11	3	.850
Totals	.264	51	51	1780	292	470	80	11	58	270	746	.419	203	30	388	24	.346	16	13	47	66	1348	540	51	.974
Opponents	.272	51	51	1718	324	467	88	11	63	286	766	.446	266	56	344	45	.384	14	24	51	73	1356	472	65	.966

LOB - Team (397), Opp (408).
DPs turned - Team (60), Opp (33).
CI - Team (2), Skonieczny 1, Craan 1, Opp (3).
IBB - Team (8),McInerney 3, Yalowitz 3, Rowbottom 2, Opp (3).
Picked off - McInerney 2, Yalowitz 2, Turchin 1, Hammond 1.

Player	ERA	W	L	APP	GS	CG	SHO	CBO	SV	IP	H	R	ER	BB	SO	2B	3B	HR	AB	B/Avg	WP	HBP	BK	SFA	SHA
35 Gerber, Joey	4.36	2	1	27	0	0	0	0	8	33.0	25	17	16	20	43	5	0	3	122	.205	7	4	0	0	1
44 Sefcik, Quinten	4.53	3	3	19	2	0	0	0	0	43.2	38	29	22	27	24	4	1	3	157	.242	7	11	3	4	3
45 Thompson, Ryan	4.89	2	2	23	1	0	0	0	0	38.2	39	23	21	29	27	3	0	3	140	.279	9	9	1	1	2
17 James, Matthew	5.17	1	1	16	8	0	0	0	0	55.2	55	32	32	26	42	11	2	8	212	.259	0	6	0	2	1
7 Weber, Ty	5.51	2	7	14	14	1	0	0	0	78.1	82	53	48	40	53	20	1	11	300	.273	7	5	0	1	5
13 Schmitt, Ryan	5.87	5	2	22	0	0	0	0	1	30.2	26	21	20	16	23	5	0	5	112	.232	3	2	2	2	4
22 Watson, Cyrillo	6.26	3	4	18	10	0	0	0	1	54.2	62	40	38	23	30	16	2	6	217	.286	9	11	1	2	2
12 Bellair, Cole	6.97	3	2	15	9	0	0	0	0	51.2	75	51	40	25	41	11	3	9	215	.349	7	1	1	2	4
16 Shilling, Luke	7.14	1	2	7	7	0	0	0	0	29.0	25	26	23	37	30	2	1	9	103	.243	7	4	0	0	0
---																									
21 Devermann, Zak	4.82	1	1	13	0	0	0	0	0	9.1	7	5	5	7	9	0	0	1	36	.194	0	1	0	0	0
34 Jones, Zack	7.85	0	3	20	0	0	0	0	0	18.1	22	17	16	11	17	7	0	4	74	.297	6	2	1	0	2
29 Douglas, Jackson	14.21	0	0	5	0	0	0	0	0	6.1	11	10	10	5	5	4	1	1	30	.367	2	0	1	0	0
Totals	5.83	23	28	51	51	1	0	0	10	449.1	467	324	291	266	344	88	11	63	1718	.272	64	56	10	14	24
Opponents	4.68	28	23	51	51	1	3	3	11	452.0	470	292	235	203	388	80	11	58	1780	.264	41	30	3	16	13

PB - Team (6), Craan 4, Skonieczny 2, Opp (10).
Pickoffs - Team (4), Craan 3, James 1, Opp (6).
SBA/ATT - Craan (26-38), Skonieczny (25-34), Sefcik (7-14), Weber (12-13), James (7-10), Bellair (5-8), Watson (7-8), Thompson (5-7), Shilling (3-5), Jones (2-4), Gerber (1-2), Devermann (1-1), Schmitt (1-1).

2017 BIG TEN STATISTICS

Player	AVG.	GP	GS	AB	R	H	2B	3B	HR	RBI	TB	SLG%	BB	HBP	SO	GDP	OB%	SF	S	SB	SBA	PO	A	E	FLD
6 Massey, Michael	.354	24	24	99	10	35	4	1	2	12	47	.475	5	1	7	1	.387	1	0	3	4	61	69	4	.970
27 McInerney, Pat	.308	24	24	91	18	28	4	0	6	21	50	.549	17	1	19	2	.418	1	0	5	6	180	9	0	1.000
3 Yalowitz, Jack	.292	23	23	96	18	28	3	1	7	19	54	.563	9	2	9	1	.364	0	0	0	1	40	4	1	.978
20 Turchin, Doran	.286	24	24	84	18	24	8	0	4	10	44	.524	11	3	22	1	.388	0	1	1	2	64	2	1	.985
4 Troike, Ben	.240	24	24	96	16	23	3	0	0	9	26	.271	11	2	11	2	.330	0	0	3	5	43	69	4	.966
31 Dodge, Casey	.239	24	24	88	5	21	5	0	0	9	26	.295	11	1	14	3	.327	1	0	0	0	0	0	0	.000
25 Skonieczny, Mark	.206	19	16	68	8	14	1	2	1	5	22	.324	3	2	17	0	.260	0	0	0	0	103	14	3	.975
33 Hammond, Trent	.164	24	24	73	8	12	4	0	1	7	19	.260	9	2	16	1	.271	1	2	0	0	21	48	9	.885
---																									
9 Spillane, Bren	.349	15	10	43	11	15	4	0	3	13	28	.651	3	1	11	1	.404	0	0	1	3	19	3	1	.957
19 Rowbottom, Dan	.324	14	8	34	9	11	0	0	3	8	20	.588	6	0	1	0	.425	0	1	0	0	11	1	0	1.000
2 Kolakowski, Zack	.250	8	0	4	1	1	0	0	0	0	1	.250	0	0	0	0	.250	0	0	0	0	0	3	1	.750
18 Drago, Anthony	.167	7	2	12	0	2	1	0	0	1	3	.250	1	0	4	0	.214	1	0	0	0	23	0	0	1.000
23 Engel, Tyler	.160	11	5	25	2	4	0	1	0	4	6	.240	1	0	8	1	.192	0	0	0	1	15	1	0	1.000
15 Craan, David	.042	11	8	24	3	1	1	0	0	1	2	.083	4	0	7	1	.179	0	0	2	2	46	10	0	1.000
8 Haff, Ryan	.000	7	0	4	3	0	0	0	0	0	0	.000	0	0	4	0	.000	0	0	0	0	0	0	0	.000
32 McMillan, Jalin	.000	1	0	1	0	0	0	0	0	0	0	.000	0	0	1	0	.000	0	0	0	0	0	0	0	.000
Totals	.260	24	24	842	130	219	38	5	27	119	348	.413	91	15	151	14	.341	5	4	15	24	634	260	25	.973
Opponents	.288	24	24	824	165	237	51	6	31	147	393	.477	128	25	146	24	.396	7	12	29	38	641	221	25	.972

LOB - Team (187), Opp (198).
DPs turned - Team (30), Opp (16).
CI - Team (1), Skonieczny 1, Opp (1).
IBB - Team (2), Yalowitz 2, Opp (1).
Picked off - McInerney 2, Yalowitz 1.

Player	ERA	W	L	APP	GS	CG	SHO	CBO	SV	IP	H	R	ER	BB	SO	2B	3B	HR	AB	B/Avg	WP	HBP	BK	SFA	SHA
45 Thompson, Ryan	2.05	1	1	12	0	0	0	0	0	22.0	16	6	5	17	14	1	0	1	72	.222	4	2	1	0	1
44 Sefcik, Quinten	3.86	0	0	8	0	0	0	0	0	21.0	14	12	9	17	14	2	1	1	73	.192	6	4	0	2	1
17 James, Matthew	4.97	1	0	9	6	0	0	0	0	38.0	39	21	21	18	29	8	2	5	145	.269	0	6	0	2	1
22 Watson, Cyrillo	7.15	2	2	8	7	0	0	0	0	34.0	46	29	27	14	17	13	2	3	143	.322	2	6	0	0	1
13 Schmitt, Ryan	7.71	4	1	10	0	0	0	0	0	16.1	17	14	14	13	13	3	0	1	60	.283	2	1	0	2	4
7 Weber, Ty	7.97	0	6	8	8	0	0	0	0	40.2	55	38	36	22	24	13	1	8	164	.335	2	2	0	1	4
12 Bellair, Cole	8.78	0	1	5	2	0	0	0	0	13.1	21	15	13	7	9	4	0	1	59	.356	4	0	0	0	0
---																									
35 Gerber, Joey	7.36	1	1	10	0	0	0	0	3	11.0	9	9	9	9	15	3	0	1	41	.220	0	3	0	0	0
21 Devermann, Zak	9.00	0	1	8	0	0	0	0	0	5.0	4	5	5	3	4	0	0	1	20	.200	0	1	0	0	0
34 Jones, Zack	9.00	0	1	5	0	0	0	0	0	4.0	6	4	4	4	3	1	0	2	18	.333	1	0	0	0	0
29 Douglas, Jackson	13.50	0	0	2	0	0	0	0	0	2.0	3	3	3	2	0	2	0	1	9	.333	1	0	1	0	0
16 Shilling, Luke	15.75	0	1	1	1	0	0	0	0	4.0	7	9	7	2	4	1	0	6	20	.350	0	0	0	0	0
Totals	6.52	9	15	24	24	0	0	0	3	211.1	237	165	153	128	146	51	6	31	824	.288	22	25	2	7	12
Opponents	4.42	15	9	24	24	1	1	1	5	213.2	219	130	105	91	151	38	5	27	842	.260	14	15	2	5	4

PB - Team (2), Skonieczny 2, Opp (5).
Pickoffs - Team (2), Craan 1, James 1, Opp (3).
SBA/ATT - Skonieczny (19-24), Craan (10-13), James (7-9), Weber (8-8), Sefcik (4-6), Watson (4-5), Thompson (2-4), Gerber (1-2), Schmitt (1-1), Bellair (0-1), Devermann (1-1), Jones (1-1).

2017 MISCELLANEOUS STATISTICS

RECORD

Total	23-28
Conference	9-15
Non-Conf	14-13
Home	11-11
Away	10-14
Neutral	2-3
Day	16-21
Night	12-2
vs Left	11-7
vs Right	17-16
1-Run games	4-10
2-Run games	12-5
5+Run games	6-6
Extra innings	2-3
Shutouts	3-3
Scoring 0-2 runs	3-10
Scoring 3-5 runs	12-9
Scoring 6-9 runs	11-4
Scoring 10+ runs	2-0
Opponent 0-2 runs	14-2
Opponent 3-5 runs	12-12
Opponent 6-9 runs	2-5
Opponent 10+ runs	0-4
Scored in 1st inning	9-8
Scores first	20-9
Opp. scores first	8-14
After 6 leading	20-2
After 6 trailing	4-16
After 6 tied	4-5
After 7 leading	21-2
After 7 trailing	2-19
After 7 tied	5-2
After 8 leading	25-1
After 8 trailing	0-19
After 8 tied	3-3
Hit 0 home runs	16-16
Hit 1 home run	7-6
Hit 2+ home runs	5-1
Opponent 0 home runs	21-7
Opponent 1 home run	6-12
Opponent 2+ HRs	1-4
Made 0 errors	7-9
Made 1 error	15-5
Made 2+ errors	6-9
Opp. made 0 errors	10-9
Opp. made 1 error	10-10
Opp. made 2+ errors	8-4
Out-hit opponent	21-2
Out-hit by opponent	5-18
Hits are tied	2-3

RECORD BY LINEUP

LEADOFF:		
3 Yalowitz, Jack	46	(21-25)
20 Turchin, Doran	3	(2-1)
6 Massey, Michael	2	(0-2)
2ND SPOT:		
4 Troike, Ben	34	(13-21)
23 Engel, Tyler	8	(5-3)
6 Massey, Michael	6	(4-2)
20 Turchin, Doran	1	(1-0)
19 Rowbottom, Dan	1	(0-1)
15 Craan, David	1	(0-1)
3RD SPOT:		
27 McInerney, Pat	48	(22-26)
9 Spillane, Bren	2	(1-1)
6 Massey, Michael	1	(0-1)
CLEANUP:		
6 Massey, Michael	22	(10-12)
31 Dodge, Casey	12	(7-5)
9 Spillane, Bren	11	(4-7)
27 McInerney, Pat	3	(1-2)
3 Yalowitz, Jack	1	(1-0)
18 Drago, Anthony	1	(0-1)
19 Rowbottom, Dan	1	(0-1)
5TH SPOT:		
31 Dodge, Casey	24	(9-15)
6 Massey, Michael	11	(6-5)
25 Skonieczny, Mark	9	(5-4)
3 Yalowitz, Jack	2	(1-1)
18 Drago, Anthony	2	(0-2)
19 Rowbottom, Dan	2	(2-0)
9 Spillane, Bren	1	(0-1)
6TH SPOT:		
20 Turchin, Doran	12	(4-8)
31 Dodge, Casey	9	(4-5)
6 Massey, Michael	9	(3-6)
25 Skonieczny, Mark	9	(6-3)
9 Spillane, Bren	4	(0-4)
4 Troike, Ben	4	(3-1)
33 Hammond, Trent	3	(2-1)
19 Rowbottom, Dan	1	(1-0)
7TH SPOT:		
20 Turchin, Doran	13	(6-7)
15 Craan, David	11	(5-6)
9 Spillane, Bren	10	(6-4)
4 Troike, Ben	7	(4-3)
19 Rowbottom, Dan	6	(2-4)
18 Drago, Anthony	2	(0-2)
31 Dodge, Casey	1	(0-1)
32 McMillan, Jalin	1	(0-1)
8TH SPOT:		
33 Hammond, Trent	16	(8-8)
15 Craan, David	13	(6-7)
19 Rowbottom, Dan	9	(5-4)
20 Turchin, Doran	6	(2-4)
25 Skonieczny, Mark	4	(1-3)
4 Troike, Ben	1	(0-1)
32 McMillan, Jalin	1	(0-1)
18 Drago, Anthony	1	(1-0)
9TH SPOT:		
33 Hammond, Trent	29	(13-16)
20 Turchin, Doran	13	(8-5)
4 Troike, Ben	4	(2-2)
15 Craan, David	3	(0-3)
2 Kolakowski, Zack	1	(0-1)
25 Skonieczny, Mark	1	(0-1)

RECORD BY POSITION

PITCHER:		
7 Weber, Ty	14	(3-11)
22 Watson, Cyrillo	10	(7-3)
12 Bellair, Cole	9	(6-3)
17 James, Matthew	8	(4-4)
16 Shilling, Luke	7	(3-4)
44 Sefcik, Quinten	2	(0-2)
45 Thompson, Ryan	1	(0-1)
CATCHER:		
15 Craan, David	28	(11-17)
25 Skonieczny, Mark	23	(12-11)
FIRST BASE:		
27 McInerney, Pat	47	(23-24)
18 Drago, Anthony	4	(0-4)
SECOND BASE:		
6 Massey, Michael	51	(23-28)
THIRD BASE:		
33 Hammond, Trent	48	(23-25)
32 McMillan, Jalin	2	(0-2)
2 Kolakowski, Zack	1	(0-1)
SHORTSTOP:		
4 Troike, Ben	50	(22-28)
23 Engel, Tyler	1	(1-0)
LEFT FIELD:		
19 Rowbottom, Dan	18	(9-9)
3 Yalowitz, Jack	16	(6-10)
9 Spillane, Bren	9	(4-5)
23 Engel, Tyler	7	(4-3)
27 McInerney, Pat	1	(0-1)
CENTER FIELD:		
20 Turchin, Doran	48	(23-25)
3 Yalowitz, Jack	3	(0-3)
RIGHT FIELD:		
3 Yalowitz, Jack	30	(17-13)
9 Spillane, Bren	18	(6-12)
27 McInerney, Pat	3	(0-3)
DESIGNATED HITTER:		
31 Dodge, Casey	46	(20-26)
18 Drago, Anthony	2	(1-1)
19 Rowbottom, Dan	2	(1-1)
9 Spillane, Bren	1	(1-0)

INNING-BY-INNING SUMMARY

	1	2	3	4	5	6	7	8	9	EX	Total
Illinois	28	19	15	31	33	22	23	38	12	5	226
Opp	19	17	26	25	20	27	36	30	14	6	220

RECORD WHEN TEAM SCORES

Runs	0	1	2	3	4	5	6	7	8	9	10+
W-L	0-3	1-5	2-2	1-4	5-4	6-1	7-1	1-1	1-1	2-1	2-0

RECORD WHEN OPPONENT SCORES

Runs	0	1	2	3	4	5	6	7	8	9	10+
W-L	3-0	5-2	6-0	5-6	7-3	0-3	0-1	1-0	1-0	0-4	0-4

RECORD WHEN LEADING AFTER

Inn.	1	2	3	4	5	6	7	8
W-L	7-7	13-6	16-3	17-2	20-1	20-2	21-2	25-1

RECORD WHEN TRAILING AFTER

Inn.	1	2	3	4	5	6	7	8
W-L	3-6	5-9	7-11	5-11	4-13	4-16	2-19	0-19

RECORD WHEN TIED AFTER

Inn.	1	2	3	4	5	6	7	8
W-L	18-10	10-8	5-9	6-10	4-9	4-5	5-2	3-3

HITTING STREAKS

Player	2017 Long	Current
6 Massey, Michael	15	5
31 Dodge, Casey	9	3
3 Yalowitz, Jack	9	2
27 McInerney, Pat	8	2
9 Spillane, Bren	8	8
20 Turchin, Doran	7	1
4 Troike, Ben	6	5
25 Skonieczny, Mark	5	1
19 Rowbottom, Dan	5	-
33 Hammond, Trent	4	-
23 Engel, Tyler	4	-
15 Craan, David	4	-
18 Drago, Anthony	2	-
8 Haff, Ryan	1	-
32 McMillan, Jalin	1	-
17 James, Matthew	1	-
2 Kolakowski, Zack	1	-

REACHED BASE STREAKS

Player	2017 Long	Current
20 Turchin, Doran	26	7
6 Massey, Michael	15	5
27 McInerney, Pat	15	11
3 Yalowitz, Jack	13	13
31 Dodge, Casey	13	3
25 Skonieczny, Mark	8	1
19 Rowbottom, Dan	8	-
9 Spillane, Bren	8	8
4 Troike, Ben	7	5
33 Hammond, Trent	6	-
23 Engel, Tyler	5	-
15 Craan, David	4	-
18 Drago, Anthony	2	-
8 Haff, Ryan	2	-
32 McMillan, Jalin	2	-
2 Kolakowski, Zack	2	-
17 James, Matthew	1	-

MULTI-HIT GAMES

Player	2	3	4	5+	2016
6 Massey, Michael	9	10	-	-	19
3 Yalowitz, Jack	9	8	2	-	19
27 McInerney, Pat	11	5	-	-	16
20 Turchin, Doran	11	2	-	-	13
31 Dodge, Casey	10	1	-	-	11
4 Troike, Ben	7	1	1	-	9
9 Spillane, Bren	7	2	-	-	9
33 Hammond, Trent	5	-	-	-	5
25 Skonieczny, Mark	4	1	-	-	5
15 Craan, David	2	1	-	-	3
19 Rowbottom, Dan	3	-	-	-	3
23 Engel, Tyler	2	-	-	-	2
18 Drago, Anthony	1	-	-	-	1
TEAM	81	31	3	0	115

MULTI-RBI GAMES

Player	2	3	4	5+	2016
6 Massey, Michael	6	5	1	-	12
27 McInerney, Pat	7	3	-	1	11
3 Yalowitz, Jack	7	1	1	2	11
9 Spillane, Bren	1	4	1	-	6
20 Turchin, Doran	6	-	-	-	6
4 Troike, Ben	4	1	-	-	5
31 Dodge, Casey	4	-	-	-	4
33 Hammond, Trent	3	1	-	-	4
19 Rowbottom, Dan	2	1	-	-	3
25 Skonieczny, Mark	1	2	-	-	3
15 Craan, David	1	-	1	-	2
32 McMillan, Jalin	1	-	-	-	1
18 Drago, Anthony	-	1	-	-	1
23 Engel, Tyler	1	-	-	-	1
17 James, Matthew	-	1	-	-	1
TEAM	44	20	4	3	71

2017 HITTING SITUATIONAL STATISTICS

Player	Runners On H	AB	Avg	Bases Empty H	AB	Avg	Bases Loaded H	AB	Avg	Reach as Leadoff Rch	Ops	Pct	Fly Out	Grnd Out	Fly/ Grnd
15 Craan, David	7	45	.156	6	53	.113	1	3	.333	10	26	.385	18	26	0.7
31 Dodge, Casey	17	79	.215	29	85	.341	2	5	.400	16	35	.457	48	39	1.2
18 Drago, Anthony	2	14	.143	5	20	.250	0	2	.000	4	11	.364	8	7	1.1
23 Engel, Tyler	5	18	.278	6	31	.194	1	3	.333	5	15	.333	14	7	2.0
8 Haff, Ryan	0	6	.000	2	6	.333	0	0	-	1	4	.250	0	3	0.0
33 Hammond, Trent	14	60	.233	16	85	.188	1	7	.143	12	46	.261	37	37	1.0
17 James, Matthew	1	2	.500	0	0	-	1	2	.500	0	0	-	0	0	0.0
2 Kolakowski, Zack	0	8	.000	1	6	.167	0	0	-	2	5	.400	6	4	1.5
6 Massey, Michael	39	105	.371	30	104	.288	3	7	.429	13	47	.277	68	55	1.2
27 McInerney, Pat	33	89	.371	27	105	.257	3	7	.429	20	49	.408	57	30	1.9
32 McMillan, Jalin	1	7	.143	0	6	.000	0	0	-	1	2	.500	1	4	0.2
19 Rowbottom, Dan	12	48	.250	5	35	.143	2	7	.286	6	18	.333	22	38	0.6
25 Skonieczny, Mark	10	48	.208	11	44	.250	0	1	.000	8	22	.364	25	17	1.5
9 Spillane, Bren	14	62	.226	19	50	.380	4	8	.500	11	25	.440	10	33	0.3
4 Troike, Ben	20	91	.220	25	101	.248	2	7	.286	13	38	.342	68	56	1.2
20 Turchin, Doran	20	86	.233	26	81	.321	1	4	.250	16	34	.471	37	27	1.4
3 Yalowitz, Jack	31	77	.403	36	123	.293	2	5	.400	28	77	.364	55	48	1.1
Totals	226	845	.267	244	935	.261	23	68	.338	166	454	.366	474	431	1.1
Opponents	239	871	.274	228	847	.269	25	69	.362	187	451	.415	444	463	1.0

Player	Pinch Hitting H	AB	Avg	Runners Scoring Pos. H	AB	Avg	Runner on 3rd, Less than 2 out RBI	Ops	Pct	With 2 outs H	AB	Avg	RBI	Success Adv. Runners Adv	Ops	Pct	Runners Adv. w/Out
15 Craan, David	0	1	.000	2	22	.091	1	3	.333	4	36	.111	4	15	46	.326	6
31 Dodge, Casey	1	1	1.000	11	47	.234	5	9	.556	19	64	.297	9	36	89	.404	12
18 Drago, Anthony	3	11	.273	1	12	.083	1	3	.333	1	10	.100	3	6	16	.375	4
23 Engel, Tyler	3	7	.429	4	12	.333	4	8	.500	2	11	.182	2	9	20	.450	1
8 Haff, Ryan	0	8	.000	0	5	.000	0	0	-	1	5	.200	0	2	7	.286	2
33 Hammond, Trent	0	0	-	10	41	.244	6	10	.600	11	41	.268	11	34	72	.472	14
17 James, Matthew	1	2	.500	1	2	.500	1	1	1.000	0	1	.000	0	1	2	.500	0
2 Kolakowski, Zack	0	6	.000	0	8	.000	0	1	.000	0	3	.000	0	1	8	.125	0
6 Massey, Michael	0	0	-	21	59	.356	4	11	.364	29	79	.367	21	60	113	.531	15
27 McInerney, Pat	0	0	-	15	45	.333	8	16	.500	17	56	.304	14	53	99	.535	11
32 McMillan, Jalin	0	6	.000	1	5	.200	1	2	.500	1	6	.167	1	3	8	.375	0
19 Rowbottom, Dan	1	10	.100	7	34	.206	5	10	.500	5	25	.200	2	28	53	.528	13
25 Skonieczny, Mark	1	3	.333	6	32	.188	4	6	.667	4	30	.133	4	26	55	.473	5
9 Spillane, Bren	1	3	.333	10	38	.263	5	9	.556	7	36	.194	7	28	68	.412	8
4 Troike, Ben	0	0	-	12	50	.240	10	15	.667	10	62	.161	8	38	100	.380	11
20 Turchin, Doran	0	0	-	13	50	.260	5	12	.417	11	47	.234	9	32	96	.333	6
3 Yalowitz, Jack	0	0	-	21	50	.420	12	18	.667	13	49	.265	12	50	88	.568	13
Totals	11	58	.190	135	512	.264	72	134	.537	135	561	.241	107	422	940	.449	121
Opponents	7	29	.241	155	568	.273	86	147	.585	133	538	.247	92	485	1009	.481	134

2017 PITCHING SITUATIONAL STATISTICS

Player	Runners On H	AB	Avg	Bases Empty H	AB	Avg	Reach as Leadoff Rch	Ops	Pct	With 2 outs H	AB	Avg	Fly Out	Grnd Out	Fly/ Grnd
12 Bellair, Cole	42	115	.365	33	100	.330	29	54	.537	18	62	.290	34	64	0.5
21 Devermann, Zak	4	21	.190	3	15	.200	3	7	.429	3	13	.231	13	6	2.2
29 Douglas, Jackson	7	18	.389	4	12	.333	3	6	.500	6	12	.500	7	7	1.0
35 Gerber, Joey	16	69	.232	9	53	.170	8	28	.286	8	41	.195	18	32	0.6
17 James, Matthew	20	94	.213	35	118	.297	29	62	.468	20	69	.290	66	50	1.3
34 Jones, Zack	12	40	.300	10	34	.294	8	18	.444	5	22	.227	15	21	0.7
13 Schmitt, Ryan	13	49	.265	13	63	.206	7	27	.259	10	44	.227	38	29	1.3
44 Sefcik, Quinten	20	85	.235	18	72	.250	20	44	.455	3	44	.068	37	55	0.7
16 Shilling, Luke	10	55	.182	15	48	.313	13	31	.419	7	26	.269	24	23	1.0
45 Thompson, Ryan	26	95	.274	13	45	.289	17	33	.515	9	42	.214	26	49	0.5
22 Watson, Cyrillo	33	111	.297	29	106	.274	21	57	.368	22	71	.310	74	52	1.4
7 Weber, Ty	36	119	.303	46	181	.254	29	84	.345	22	92	.239	92	75	1.2
Totals	239	871	.274	228	847	.269	187	451	.415	133	538	.247	444	463	1.0
Opponents	226	845	.267	244	935	.261	166	454	.366	135	561	.241	474	431	1.1

2017 GAME HIGHS

BATTING

At bats:	43	at Florida Atlantic (Mar04, 2017)
Runs scored:	15	at A&M-Corpus Christi (Feb 24, 2017)
Hits:	17	at A&M-Corpus Christi (Feb 24, 2017)
RBIs:	15	at A&M-Corpus Christi (Feb 24, 2017)
Doubles:	5	at Lamar University (Feb 18, 2017)
	5	at A&M-Corpus Christi (Feb 24, 2017)
Triples:	2	at Lamar University (Feb 18, 2017)
Home runs:	6	at Florida Atlantic (Mar 4, 2017)
Total bases:	36	at Florida Atlantic (Mar 4, 2017)
Walks:	10	vs Milwaukee (Feb 17, 2017 at Beaumont, Texas)
Strikeouts:	14	vs Missouri (Feb 26, 2017 at Corpus Christi, Tx.)
Sac hits:	2	(3 games)
Sac flies:	3	vs Illinois State (Mar 21, 2017)
Stolen bases:	4	(3 games)
Hit by pitch:	3	at A&M-Corpus Christi (Feb 24, 2017)
	3	vs Michigan State (Mar 26, 2017)
Caught stealing:	2	(4 games)
Runners LOB:	14	at Purdue (Apr 21, 2017)
Hit into DP:	3	vs Southern Illinois (Mar 18, 2017)

FIELDING

Putouts:	33	vs Northwestern (Apr 14, 2017)
Assists:	17	vs Northwestern (Apr 14, 2017)
Errors:	4	at Coastal Carolina (Mar 11, 2017)
Passed balls:	1	(6 games)
DPs turned:	5	at A&M-Corpus Christi (Feb 24, 2017)

PITCHING

Innings pitched:	11.0	vs Northwestern (Apr 14, 2017)
Runs allowed:	17	vs Michigan State (Mar 26, 2017)
Earned runs:	16	at Florida Atlantic (Mar 5, 2017)
Walks allowed:	11	vs Iowa (May 19, 2017)
Strikeouts:	14	vs MIZZOU (Feb 26, 2017 at Corpus Christi, Tx.)
Hits allowed:	18	at Florida Atlantic (Mar 05, 2017)
Doubles allowed:	5	vs MIZZOU (Feb 26, 2017 at Corpus Christi, Tx.)
Triples allowed:	2	(3 games)
Homers allowed:	8	vs Michigan State (Mar 26, 2017)
Wild pitches:	3	(8 games)
Hit batters:	5	vs Northwestern (Apr 15, 2017)

INDIVIDUAL

Runs scored:	4	Craan, David at A&M-Corpus Christi (Feb 24, 2017)
	4	Turchin, Doran vs Illinois State (Mar 21, 2017)
Hits:	4	(3 games)
RBIs:	5	(3 games)
Doubles:	2	(5 games)
Triples:	1	(11 games)
Home runs:	2	(6 games)
Total bases:	10	Yalowitz, Jack at Florida Atlantic (Mar 4, 2017)
Walks:	3	(6 games)
Assists:	8	Troike, Ben at Lamar University (Feb 19, 2017)
	8	Massey, Michael at A&M-Corpus Christi (Feb 24, 2017)
Innings pitched:	9.0	Weber, Ty vs Indiana State (Apr 1, 2017)
Strikeouts:	9	Bellair, Cole at Coastal Carolina (Mar 10, 2017)

LAST TIME

AN ILLINOIS TEAM...

Scored 30+ runs	May 8, 2000 vs. Saint Joseph's (32)
Scored 20+ runs	May 10, 2015 vs. Rutgers (28)
Allowed 20+ runs	March 11, 2016 vs. UNC Greensboro (20-9)
Had 30+ hits	May 8, 2000 vs. Saint Joseph's (39)
Had 20+ hits	May 10, 2015 vs. Rutgers (26)
Hit 7+ home runs	May 8, 2005 vs. Northwestern (7)
Hit 6+ home runs	March 4, 2017 at Florida Atlantic (6)
Hit two consecutive home runs	April 4, 2017 vs. Missouri (Yalowitz and Massey, 7th inn.)
Hit three consecutive home runs	April 24, 1998 vs. Iowa (Craig Marquie, Kevin Rudden, D.J. Svihlik)
Hit five triples in a game	March 30, 2012 vs. Mississippi Valley State (5)
Shut out an opponent	April 29, 2016 vs. Minnesota (2-0)
Shut out a Big Ten opponent	April 29, 2016 vs. Minnesota (2-0)
Back-to-back shutouts vs. one Big Ten team	April 4, 1998 vs. Northwestern (8-0; 8-0)
Won a game in its final at-bat	May 7, 2017 vs. Maryland (8-6, Skonieczny HR)
Was shut out by a Big Ten team	April 8, 2017 at No. 18 Michigan (7-0)
Swept a Big Ten series at home	May 14-15, 2015 vs. Nebraska
Swept a Big Ten series on the road	May 1-3, 2015 at Ohio State
Swept three Big Ten series on the road in a season	2014 (at Northwestern, Penn State, Iowa)
Swept seven Big Ten series in a season	2015 (Northwestern, Purdue, Indiana, at Penn State, at Ohio State, Rutgers, Nebraska)
Swept a nonconference series at home	March 31-April 2, 2017 vs. Indiana State
Swept a nonconference weekend on the road	March 4-6, 2016 at Stetson Invitational vs. Central Michigan, Stetson, Villanova
Was swept in a Big Ten series at home	March 24-26, 2017 vs. Michigan State
Was swept in a Big Ten series on the road	May 11-13, 2012 at Penn State
Was swept in a nonconference series	March 11-13, 2016 vs. UNC Greensboro, Coastal Carolina
Won a series against a No. 1 team	March 6-8, 2009 at No. 1 LSU
Won a series against a ranked team	May 1-3, 2015 at No. 23 Ohio State
Won 20+ straight games	March 30-May 20, 2015 (27 games)
Won 10+ straight games	March 30-May 20, 2015 (27 games)
Won 20+ straight Big Ten regular season games	March 30-March 26, 2016 (22 games)
Won 10+ straight games at home	March 25-June 1, 2015 (19 games)
Won 40+ games in a season	2015 (50-10-1)
Won the regular season Big Ten title	2015 (21-1, .955)
Won the Big Ten Tournament	2011 at Huntington Park, Columbus, Ohio
Competed in an NCAA Super Regional	2015 Champaign Super Regional
Competed in an NCAA Regional	2015 Champaign Regional
Played at a Major League stadium	May 23, 2015 vs. Michigan at Target Field
Beat a ranked team	April 9, 2017 at No. 18 Michigan (7-5)
Shutout a ranked team	April 29, 2016 vs. No. 19 Minnesota (2-0)
Ended a game in a tie	February 22, 2015 at Florida Gulf Coast (4-4 - 9 innings - fly curfew)
Played a 15.0+ inning game	April 22, 2016 vs. Ohio State (W, 1-0, [15 inn.])
Turned a triple play	March 6, 2005 vs. Sam Houston State (7-6-5-4)

AN ILLINOIS PLAYER...

Hit for the cycle	April 14, 2013 » Justin Parr vs. Purdue (4 for 5 with a double, home run, single and triple)
Hit three doubles in one game	May 21, 2010 » Casey McMurray at Indiana
Hit two triples in one game	March 30, 2012 » Argo, Lindauer vs. Miss. Valley State
Hit three triples in one game	April 25, 2008 » John Schlichter vs. Penn State
Hit two HRs in one game	May 18, 2017 » Doran Turchin vs. Iowa
Freshman hit two HRs in one game	April 4, 2017 » Michael Massey vs. Missouri (at Sauget)
Two players hit two HRs in one game	March 4, 2017 » Jack Yalowitz and David Craan at FAU
Hit three HRs in one game	April 30, 2014 » Casey Fletcher vs. Southern Illinois
Hit a grand slam	April 9, 2016 » Doran Turchin at Iowa
Hit two grand slams in one game	May 4, 2004 » Chris Robinson vs. MacMurray
Had 8+ RBIs in one game	May 4, 2004 » Chris Robinson (8) vs. MacMurray
Had 7+ RBIs in one game	April 30, 2013 » Jordan Parr (7) vs. Southern Illinois
Had 11+ total bases in one game	March 11, 2016 » Doran Turchin (11) vs. UNC Greensboro
Had 10+ total bases in one game	March 4, 2017 » Jack Yalowitz (10) at Florida Atlantic
Hit two HRs in one inning	April 6, 2005 » Dusty Benko vs. Western Michigan (1st inning)
Hit an inside-the-park home run	April 18, 2017 » Trent Hammond vs. Western Michigan
Hit a walk-off home run	May 7, 2017 » Mark Skonieczny vs. Maryland
Had a walk-off hit	May 7, 2017 » Mark Skonieczny vs. Maryland
Had consecutive walk-off hits	May 3-4, 2014 » Casey Fletcher vs. Michigan State
Stole home	April 25, 2017 » Mark Skonieczny at Bradley
Hit safely in 33 straight games	March 9-May 11, 2013 » Justin Parr (33 games)
Hit safely in 18 straight games	March 8-April 7, 2015 » David Kerian (18 games)
Hit safely in 15 straight games	April 3-29, 2016 » Michael Hurwitz (15 games)
Reached safely in 25 straight games	March 3-April 18, 2017 » Doran Turchin (26 games)
Hit 20 home runs in one season	1996 » Josh Klimek (26)
Hit .400 for the season	2007 » Lars Davis (.400)
Was named Big Ten Player of the Week as a freshman	April 27, 2009 » Willie Argo

AN ILLINOIS PITCHER...

Defeated a No. 1-ranked team	March 8, 2009 » Ben Reeser vs. No. 1 LSU (6-2)
Defeated a top-5 ranked team	March 8, 2009 » Ben Reeser vs. No. 1 LSU (6-2)
Shut out a ranked team	April 29, 2016 » Doug Hayes vs. No. 19 Minnesota (2-0)
Threw a no-hitter	April 24, 1985 » "Boo" Champagne vs. Bradley
Threw a one-hitter	March 26, 2016 » Doug Hayes vs. Penn State
Threw a two-hitter	May 10, 2013 » Kevin Duchene vs. Penn State
Threw 10.0+ innings	April 22, 2016 » Cody Sedlock (10.2) vs. Ohio State
Struck out 14+	April 22, 2016 » Cody Sedlock (14) vs. Ohio State
Shut out a Big Ten team	April 29, 2016 » Doug Hayes vs. No. 19 Minnesota (2-0)
Finished the season undefeated	2015 » John Kravetz (4-0)
Finished the Big Ten season undefeated	2015 » Kevin Duchene (7-0), John Kravetz (3-0)
Won 10 games	2015 » Kevin Duchene (11-1), Drasen Johnson (10-3)
Was named B1G Pitcher of the Week as a freshman	April 3, 2017 » Ty Weber

2017 BIG TEN SEASON IN REVIEW

STANDINGS

	BIG TEN	PCT.	OVERALL	PCT.	HOME	AWAY	NEUTRAL	LAST 10	STREAK
Nebraska	16-7-1	.688	35-22-1	.612	17-6-0	14-6-1	4-10-0	5-5-0	L4
Michigan	16-8-0	.667	42-17-0	.712	23-6-0	13-7-0	6-4-0	5-5-0	L4
Minnesota	15-8-0	.652	36-20-0	.643	17-14-0	18-5-0	1-1-0	6-4-0	L1
Iowa	15-9-0	.625	39-22-0	.639	19-4-0	10-13-0	10-5-0	6-4-0	L2
Maryland	15-9-0	.625	37-22-0	.627	20-3-0	9-14-0	8-5-0	4-6-0	W1
Indiana	14-9-1	.604	34-24-2	.583	16-10-1	14-11-1	4-3-0	5-5-0	L1
Northwestern	13-11-0	.542	26-29-0	.473	12-12-0	12-16-0	2-1-0	8-2-0	W1
Purdue	12-12-0	.500	29-27-0	.518	10-10-0	18-15-0	1-2-0	3-7-0	L3
Michigan State	10-14-0	.417	29-23-0	.558	10-8-0	14-13-0	5-2-0	5-5-0	L2
Illinois	9-15-0	.375	23-28-0	.451	12-11-0	10-15-0	1-2-0	5-5-0	L1
Ohio State	8-16-0	.333	22-34-0	.393	9-17-0	8-12-0	5-5-0	5-5-0	L2
Rutgers	7-16-0	.304	19-34-0	.358	8-10-0	11-24-0	0-0-0	2-8-0	L5
Penn State	4-20-0	.167	18-37-0	.327	10-13-0	6-21-0	2-3-0	4-6-0	L2

BIG TEN AWARDS

Player of the Year
JAKE ADAMS, Iowa

Pitcher of the Year
Brian Shaffer, Maryland

Freshman of the Year
Tyler Blohm, Maryland

Coach of the Year
Darin Erstad, Nebraska

First Team
C – Cole McDevitt, Minnesota
1B – JAKE ADAMS, Iowa
2B – Ako Thomas, Michigan
SS – Michael Brdar, Michigan
3B – Drew Lugbauer, Michigan
OF – Jack Yalowitz, Illinois
OF – Marty Costes, Maryland
OF – Joe Hoscheit, Northwestern
DH – Scott Schreiber, Nebraska
UTIL – Jake Meyers, Nebraska
SP – Brian Shaffer, Maryland
SP – Oliver Jaskie, Michigan
SP – Lucas Gilbreath, Minnesota
RP – Jackson Lamb, Michigan

ALL CAPS denotes unanimous decision

Second Team
C – Tyler Cropley, Iowa
1B – Pat McInerney, Illinois
2B – Dan Durkin, Michigan State
SS – Mason McCoy, Iowa
3B – Micah Coffey, Minnesota
OF – Logan Sowers, Indiana
OF – Robert Neustrom, Iowa
OF – Brandon Hughes, Michigan State
DH – Chad Roskelly, Michigan State
UTIL – Matt Lloyd, Indiana
SP – Nick Gallagher, Iowa
SP – Alex Troop, Michigan State
SP – Sal Biasi, Penn State
RP – Brian Glowicki, Minnesota

Third Team
C – Nick Matera, Rutgers
1B – Toby Hanson, Minnesota
2B – Michael Massey, Illinois
SS – Angelo Altavilla, Nebraska
3B – AJ Lee, Maryland
OF – Craig Dedelow, Indiana
OF – Johnny Slater, Michigan
OF – Dominic Canzone, Ohio State
DH – Chris Folinusz, Rutgers
UTIL – Mike Carter, Rutgers
SP – Pauly Milto, Indiana
SP – Jake Hohensee, Nebraska
SP – Gareth Stroh, Purdue
RP – Mac Lozer, Michigan

All-Freshman
C – Bryce Bonner, Purdue
1B – MATT GORSKI, Indiana
2B – Michael Massey, Illinois
SS – Jeremy Houston, Indiana
3B – LUKE ROSKAM, Nebraska
OF – Bryce Kelley, Michigan State
OF – DOMINIC CANZONE, Ohio State
OF – Skyler Hunter, Purdue
DH – Casey Dodge, Illinois
UTIL – Jordan Kozicky, Minnesota
SP – TYLER BLOHM, Maryland
SP – Hank Christie, Northwestern
SP – Cal Krueger, Indiana
RP – Tommy Henry, Michigan



THE FIGHTING ILLINI

2018 ROSTER

NUMERICAL

No.	Name	Pos.	B/T	Yr.	Ht.	Wt.	Hometown	Last School
2	Jimmy Burnette	OF/LHP	L/L	Fr.	6-2	190	Chicago, Ill.	St. Laurence
3	Jack Yalowitz	OF	L/L	Jr.	5-11	180	Chicago, Ill.	Loyola Academy
4	Ben Troike	SS	R/R	So.	5-10	170	Tinley Park, Ill.	Lincoln-Way North
6	Michael Massey	2B	L/R	So.	6-0	190	Palos Park, Ill.	Brother Rice
7	Ty Weber	RHP	R/R	So.	6-4	225	Menomonee Falls, Wis.	Menomonee Falls
8	Ryan Haff	1B/DH	R/R	R-Jr.	5-11	190	Oakbrook, Ill.	Hinsdale Central
9	Bren Spillane	OF/INF	R/R	Jr.	6-4	215	Wheeling, Ill.	Wheeling
12	Michael Michalak	3B	R/R	Jr.	6-3	180	Rochester, Minn.	Des Moines Area CC
13	Ryan Schmitt	RHP	R/R	So.	5-9	200	Hartland, Wis.	Arrowhead
15	David Craan	C	R/R	Jr.	6-0	180	Chicago, Ill.	Whitney Young
16	Luke Shilling	RHP	R/R	Jr.	6-5	245	Clarkston, Mich.	Notre Dame Prep
17	Jeremiah Lebron	OF	R/R	Fr.	6-1	250	Bolingbrook, Ill.	Bolingbrook
18	Kellen Sarver	C/3B	L/R	Fr.	6-1	205	Champaign, Ill.	Centennial
19	Ryan Kutt	RHP	R/R	Fr.	6-3	195	Orland Park, Ill.	Brother Rice
20	Doran Turchin	OF	R/R	Jr.	6-2	210	Oak Creek, Wis.	Oak Creek
21	Zak Devermann	LHP	L/L	Jr.	6-2	210	Oswego, Ill.	Oswego East
22	Cyrillo Watson	RHP	R/R	So.	6-1	195	Cudahy, Wis.	South Milwaukee
23	Tyler Engel	INF/OF	R/R	Jr.	5-10	170	Ipava, Ill.	VIT
25	Mark Skonieczny	C	R/R	Sr.	5-11	220	Algonquin, Ill.	Huntley
27	Grant Van Scoy	INF	R/R	Jr.	5-10	185	Papillion, Neb.	Southeast CC (Neb.)
28	Andrew Dyke	OF	R/R	R-Fr.	6-0	195	Alsip, Ill.	Brother Rice
29	Jackson Douglas	LHP	L/L	Sr.	6-6	240	Rochester, Minn.	Iowa Western CC
31	Casey Dodge	1B/DH	R/R	R-So.	6-0	185	Barrington, Ill.	Barrington
32	Jeff Korte	C	L/R	Jr.	5-8	195	Melbourne, Fla.	Eastern Florida State College
33	Quinn Snarskis	RHP	R/R	Jr.	6-0	185	Chicago, Ill.	St. Joseph's (Ind.)
34	Zack Jones	LHP	L/L	So.	5-11	175	Downers Grove, Ill.	Downers Grove South
35	Joey Gerber	RHP	R/R	Jr.	6-4	215	Maple Grove, Minn.	Wayzata
37	Zac Taylor	OF	R/R	R-Jr.	6-1	195	Downers Grove, Ill.	Houston
38	Andy Fisher	LHP	L/L	R-So.	6-1	185	Bowling Green, Ohio	Eastern Illinois
43	Sean Leland	RHP	R/R	R-Jr.	6-4	210	Orland Park, Ill.	Louisville
44	Quinten Sefcik	RHP	L/R	R-Jr.	6-1	210	Wauconda, Ill.	Carmel Catholic
45	Ryan Thompson	RHP	R/R	So.	6-3	205	Byron, Minn.	Byron

PRONUNCIATION GUIDE

Dan Hartleb	HEART-lub
Adam Christ	KRIST
Michael Hurwitz	HER-wits
David Craan	KRON
Zak Devermann	DEV-err-men
Andrew Dyke	DIKE
Jeff Korte	KORTY
Sean Leland	LEE-lind
Michael Michalak	muh-HALL-ak (silent c)
Mark Skonieczny	skuh-NEZ-knee
Quinten Sefcik	sef-SICK
Ben Troike	TROY-key
Doran Turchin	DOOR-in TER-chin
Cyrillo Watson	SUH-rill-oh
Ty Weber	WEBBER
Jack Yalowitz	YAL-oh-wits

Head Coach: #24 Dan Hartleb (Southern Illinois '89) - 13th season
Assistant Coaches: #14 Drew Dickinson (Illinois '09) - Seventh season
#11 Adam Christ (Wisconsin-Milwaukee '03) - Third season
Student Assistant: #30 Casey Fletcher (Illinois '15) - Second season
Student Assistant: #10 Michael Hurwitz (Illinois '16) - Second season

RETURNERS (24)

No.	Name	Pos.	B/T	Yr.	Ht.	Wt.	Hometown	Last School
3	Jack Yalowitz	OF	L/L	Jr.	5-11	180	Chicago, Ill.	Loyola Academy
4	Ben Troike	SS	R/R	So.	5-10	170	Tinley Park, Ill.	Lincoln-Way North
6	Michael Massey	2B	L/R	So.	6-0	190	Palos Park, Ill.	Brother Rice
7	Ty Weber	RHP	R/R	So.	6-4	225	Menomonee Falls, Wis.	Menomonee Falls
8	Ryan Haff	1B/DH	R/R	R-Jr.	5-11	190	Oakbrook, Ill.	Hinsdale Central
9	Bren Spillane	OF/INF	R/R	Jr.	6-4	215	Wheeling, Ill.	Wheeling
13	Ryan Schmitt	RHP	R/R	So.	5-9	200	Hartland, Wis.	Arrowhead
15	David Craan	C	R/R	Jr.	6-0	180	Chicago, Ill.	Whitney Young
16	Luke Shilling	RHP	R/R	Jr.	6-5	245	Clarkston, Mich.	Notre Dame Prep
20	Doran Turchin	OF	R/R	Jr.	6-2	210	Oak Creek, Wis.	Oak Creek
21	Zak Devermann	LHP	L/L	Jr.	6-2	210	Oswego, Ill.	Oswego East
22	Cyrillo Watson	RHP	R/R	So.	6-1	195	Cudahy, Wis.	South Milwaukee
23	Tyler Engel	INF/OF	R/R	Jr.	5-10	170	Ipava, Ill.	VIT
25	Mark Skonieczny	C	R/R	Sr.	5-11	220	Algonquin, Ill.	Huntley
28	Andrew Dyke	OF	R/R	R-Fr.	6-0	195	Alsip, Ill.	Brother Rice
29	Jackson Douglas	LHP	L/L	Sr.	6-6	240	Rochester, Minn.	Iowa Western CC
31	Casey Dodge	1B/DH	R/R	R-So.	6-0	185	Barrington, Ill.	Barrington
34	Zack Jones	LHP	L/L	So.	5-11	175	Downers Grove, Ill.	Downers Grove South
35	Joey Gerber	RHP	R/R	Jr.	6-4	215	Maple Grove, Minn.	Wayzata
37	Zac Taylor	OF	R/R	R-Jr.	6-1	195	Downers Grove, Ill.	Houston
38	Andy Fisher	LHP	L/L	R-So.	6-1	185	Bowling Green, Ohio	Eastern Illinois
43	Sean Leland	RHP	R/R	R-Jr.	6-4	210	Orland Park, Ill.	Louisville
44	Quinten Sefcik	RHP	L/R	R-Jr.	6-1	210	Wauconda, Ill.	Carmel Catholic
45	Ryan Thompson	RHP	R/R	So.	6-3	205	Byron, Minn.	Byron

NEWCOMERS (8)

No.	Name	Pos.	B/T	Yr.	Ht.	Wt.	Hometown	Last School
2	Jimmy Burnette	OF/LHP	L/L	Fr.	6-2	190	Chicago, Ill.	St. Laurence
12	Michael Michalak	3B	R/R	Jr.	6-3	180	Rochester, Minn.	Des Moines Area CC
17	Jeremiah Lebron	OF	R/R	Fr.	6-1	250	Bolingbrook, Ill.	Bolingbrook
18	Kellen Sarver	C/3B	L/R	Fr.	6-1	205	Champaign, Ill.	Centennial
19	Ryan Kutt	RHP	R/R	Fr.	6-3	195	Orland Park, Ill.	Brother Rice
27	Grant Van Scoy	INF	R/R	Jr.	5-10	185	Papillion, Neb.	Southeast CC (Neb.)
32	Jeff Korte	C	L/R	Jr.	5-8	195	Melbourne, Fla.	Eastern Florida State College
33	Quinn Snarskis	RHP	R/R	Jr.	6-0	185	Chicago, Ill.	St. Joseph's (Ind.)

2018 ROSTER BREAKDOWN

BY POSITION

PITCHERS (15)

No.	Name	Pos.	B/T	Yr.	Ht.	Wt.	Hometown	Last School
2	Jimmy Burnette	OF/LHP	L/L	Fr.	6-2	190	Chicago, Ill.	St. Laurence
7	Ty Weber	RHP	R/R	So.	6-4	225	Menomonee Falls, Wis.	Menomonee Falls
13	Ryan Schmitt	RHP	R/R	So.	5-9	200	Hartland, Wis.	Arrowhead
16	Luke Shilling	RHP	R/R	Jr.	6-5	245	Clarkston, Mich.	Notre Dame Prep
19	Ryan Kutt	RHP	R/R	Fr.	6-3	195	Orland Park, Ill.	Brother Rice
21	Zak Devermann	LHP	L/L	Jr.	6-2	210	Oswego, Ill.	Oswego East
22	Cyrillo Watson	RHP	R/R	So.	6-1	195	Cudahy, Wis.	South Milwaukee
29	Jackson Douglas	LHP	L/L	Sr.	6-6	240	Rochester, Minn.	Iowa Western CC
33	Quinn Snarskis	RHP	R/R	Jr.	6-0	185	Chicago, Ill.	St. Joseph's (Ind.)
34	Zack Jones	LHP	L/L	So.	5-11	175	Downers Grove, Ill.	Downers Grove South
35	Joey Gerber	RHP	R/R	Jr.	6-4	215	Maple Grove, Minn.	Wayzata
38	Andy Fisher	LHP	L/L	R-So.	6-1	185	Bowling Green, Ohio	Eastern Illinois
43	Sean Leland	RHP	R/R	R-Jr.	6-4	210	Orland Park, Ill.	Louisville
44	Quinten Sefcik	RHP	L/R	R-Jr.	6-1	210	Wauconda, Ill.	Carmel Catholic
45	Ryan Thompson	RHP	R/R	So.	6-3	205	Byron, Minn.	Byron

CATCHERS (4)

No.	Name	Pos.	B/T	Yr.	Ht.	Wt.	Hometown	Last School
15	David Craan	C	R/R	Jr.	6-0	180	Chicago, Ill.	Whitney Young
18	Kellen Sarver	C/3B	L/R	Fr.	6-1	205	Champaign, Ill.	Centennial
25	Mark Skonieczny	C	R/R	Sr.	5-11	220	Algonquin, Ill.	Huntley
32	Jeff Korte	C	L/R	Jr.	5-8	195	Melbourne, Fla.	Eastern Florida State College

FIRST BASEMEN (3)

No.	Name	Pos.	B/T	Yr.	Ht.	Wt.	Hometown	Last School
8	Ryan Haff	1B/DH	R/R	R-Jr.	5-11	190	Oakbrook, Ill.	Hinsdale Central
9	Bren Spillane	OF/INF	R/R	Jr.	6-4	215	Wheeling, Ill.	Wheeling
31	Casey Dodge	1B/DH	R/R	R-So.	6-0	185	Barrington, Ill.	Barrington

INFIELDERS (7)

No.	Name	Pos.	B/T	Yr.	Ht.	Wt.	Hometown	Last School
4	Ben Troike	SS	R/R	So.	5-10	170	Tinley Park, Ill.	Lincoln-Way North
6	Michael Massey	2B	L/R	So.	6-0	190	Palos Park, Ill.	Brother Rice
9	Bren Spillane	OF/INF	R/R	Jr.	6-4	215	Wheeling, Ill.	Wheeling
12	Michael Michalak	3B	R/R	Jr.	6-3	180	Rochester, Minn.	Des Moines Area CC
18	Kellen Sarver	C/3B	L/R	Fr.	6-1	205	Champaign, Ill.	Centennial
23	Tyler Engel	INF/OF	R/R	Jr.	5-10	170	Ipava, Ill.	VIT
27	Grant Van Scoy	INF	R/R	Jr.	5-10	185	Papillion, Neb.	Southeast CC (Neb.)

OUTFIELDERS (8)

No.	Name	Pos.	B/T	Yr.	Ht.	Wt.	Hometown	Last School
2	Jimmy Burnette	OF/LHP	L/L	Fr.	6-2	190	Chicago, Ill.	St. Laurence
3	Jack Yalowitz	OF	L/L	Jr.	5-11	180	Chicago, Ill.	Loyola Academy
9	Bren Spillane	OF/INF	R/R	Jr.	6-4	215	Wheeling, Ill.	Wheeling
17	Jeremiah Lebron	OF	R/R	Fr.	6-1	250	Bolingbrook, Ill.	Bolingbrook
20	Doran Turchin	OF	R/R	Jr.	6-2	210	Oak Creek, Wis.	Oak Creek
23	Tyler Engel	INF/OF	R/R	Jr.	5-10	170	Ipava, Ill.	VIT
28	Andrew Dyke	OF	R/R	R-Fr.	6-0	195	Alsip, Ill.	Brother Rice
37	Zac Taylor	OF	R/R	R-Jr.	6-1	195	Downers Grove, Ill.	Houston

BY ELIGIBILITY

SENIORS (2)

25	Mark Skonieczny	C
29	Jackson Douglas	LHP

REDSHIRT JUNIORS (5)

8	Ryan Haff	1B/DH
37	Zac Taylor	OF
38	Andy Fisher	LHP
43	Sean Leland	RHP
44	Quinten Sefcik	RHP

JUNIORS (12)

3	Jack Yalowitz	OF
9	Bren Spillane	INF/OF
12	Michael Michalak	3B
15	David Craan	C
16	Luke Shilling	RHP
20	Doran Turchin	OF
21	Zak Devermann	LHP
23	Tyler Engel	INF/OF
27	Grant Van Scoy	INF
32	Jeff Korte	C
33	Quinn Snarskis	RHP
35	Joey Gerber	RHP

REDSHIRT SOPHOMORES (1)

31	Casey Dodge	1B/DH

SOPHOMORES (7)

4	Ben Troike	SS
6	Michael Massey	2B
7	Ty Weber	RHP
13	Ryan Schmitt	RHP
22	Cyrillo Watson	RHP
34	Zack Jones	LHP
45	Ryan Thompson	RHP

REDSHIRT FRESHMEN (1)

28	Andrew Dyke	OF

FRESHMEN (4)

2	Jimmy Burnette	OF/LHP
17	Jeremiah Lebron	OF
18	Kellen Sarver	C/3B
19	Ryan Kutt	RHP

2018 ROSTER BREAKDOWN

BY CAREER STARTS (POSITION)

PITCHER (45)

No.	Name	Pos.	B/T	Yr.	P
7	Ty Weber	RHP	R/R	So.	14
22	Cyrillo Watson	RHP	R/R	So.	10
38	Andy Fisher	LHP	L/L	R-Jr.	8^
16	Luke Shilling	RHP	R/R	Jr.	7
43	Sean Leland	RHP	R/R	R-Jr.	4^
44	Quinten Sefcik	RHP	R/R	R-Jr.	2
45	Ryan Thompson	RHP	R/R	So.	1

CATCHER (60)

No.	Name	Pos.	B/T	Yr.	C
15	David Craan	C	R/R	Jr.	31
25	Mark Skonieczny	C	R/R	Sr.	29

FIRST BASE (0)

No.	Name	Pos.	B/T	Yr.	1B
None					

SECOND BASE (51)

No.	Name	Pos.	B/T	Yr.	2B
6	Michael Massey	2B	L/R	So.	51

THIRD BASE (1)

No.	Name	Pos.	B/T	Yr.	3B
9	Bren Spillane	INF/OF	R/R	Jr.	1

SHORTSTOP (51)

No.	Name	Pos.	B/T	Yr.	SS
4	Ben Troike	SS	R/R	So.	50
23	Tyler Engel	INF/OF	R/R	Jr.	1

LEFT FIELD (54)

No.	Name	Pos.	B/T	Yr.	LF
3	Jack Yalowitz	OF	L/L	Jr.	22
37	Zac Taylor	OF	R/R	R-Jr.	15^
9	Bren Spillane	INF/OF	R/R	So.	10
23	Tyler Engel	INF/OF	R/R	Jr.	7

CENTER FIELD (166)

No.	Name	Pos.	B/T	Yr.	CF
20	Doran Turchin	OF	R/R	So.	99
37	Zac Taylor	OF	R/R	R-Jr.	67^

RIGHT FIELD (105)

No.	Name	Pos.	B/T	Yr.	RF
3	Jack Yalowitz	OF	L/L	So.	65
37	Zac Taylor	OF	R/R	R-Jr.	22^
9	Bren Spillane	OF	R/R	Jr.	18

DESIGNATED HITTER (47)

No.	Name	Pos.	B/T	Yr.	DH
31	Casey Dodge	1B/DH	R/R	R-So.	46
9	Bren Spillane	INF/OF	R/R	Jr.	1

^ - starts at previous NCAA Division I programs

BY CAREER STARTS (LINEUP)

LEADOFF (69)

Player	1	2	3	4	5	6	7	8	9
Jack Yalowitz	64	1	0	1	4	2	6	3	9
Doran Turchin	3	9	0	2	10	29	23	8	15
Michael Massey	2	6	1	22	11	9	0	0	0

NO. 2 (59)

Player	1	2	3	4	5	6	7	8	9
Ben Troike	0	34	0	0	0	4	7	1	4
Doran Turchin	3	9	0	2	10	29	23	8	15
Tyler Engel	0	8	0	0	0	0	0	0	0
Michael Massey	2	6	1	22	11	9	0	0	0
David Craan	0	1	0	0	0	0	12	13	5
Jack Yalowitz	64	1	0	1	4	2	6	3	9

NO. 3 (3)

Player	1	2	3	4	5	6	7	8	9
Bren Spillane	0	0	2	11	1	4	10	1	1
Michael Massey	2	6	1	22	11	9	0	0	0

NO. 4 (48)

Player	1	2	3	4	5	6	7	8	9
Michael Massey	2	6	1	22	11	9	0	0	0
Casey Dodge	0	0	0	12	24	9	1	0	0
Bren Spillane	0	0	2	11	1	4	10	1	1
Doran Turchin	3	9	0	2	10	29	23	8	15
Jack Yalowitz	64	1	0	1	4	2	6	3	9

NO. 5 (59)

Player	1	2	3	4	5	6	7	8	9
Casey Dodge	0	0	0	12	24	9	1	0	0
Michael Massey	2	6	1	22	11	9	0	0	0
Doran Turchin	3	9	0	2	10	29	23	8	15
Mark Skonieczny	0	0	0	0	9	11	4	5	1
Jack Yalowitz	64	1	0	1	4	2	6	3	9
Bren Spillane	0	0	2	11	1	4	10	1	1

NO. 6 (68)

Player	1	2	3	4	5	6	7	8	9
Doran Turchin	3	9	0	2	10	29	23	8	15
Mark Skonieczny	0	0	0	0	9	11	4	5	1
Casey Dodge	0	0	0	12	24	9	1	0	0
Michael Massey	2	6	1	22	11	9	0	0	0
Bren Spillane	0	0	2	11	1	4	10	1	1
Ben Troike	0	34	0	0	0	4	7	1	4
Jack Yalowitz	64	1	0	1	4	2	6	3	9

NO. 7 (63)

Player	1	2	3	4	5	6	7	8	9
Doran Turchin	3	9	0	2	10	29	23	8	15
David Craan	0	1	0	0	0	0	12	13	5
Bren Spillane	0	0	2	11	1	4	10	1	1
Ben Troike	0	34	0	0	0	4	7	1	4
Jack Yalowitz	64	1	0	1	4	2	6	3	9
Mark Skonieczny	0	0	0	0	9	11	4	5	1
Casey Dodge	0	0	0	12	24	9	1	0	0

NO. 8 (31)

Player	1	2	3	4	5	6	7	8	9
David Craan	0	1	0	0	0	0	12	13	5
Doran Turchin	3	9	0	2	10	29	23	8	15
Mark Skonieczny	0	0	0	0	9	11	4	5	1
Jack Yalowitz	64	1	0	1	4	2	6	3	9
Bren Spillane	0	0	2	11	1	4	10	1	1
Ben Troike	0	34	0	0	0	4	7	1	4

NO. 9 (35)

Player	1	2	3	4	5	6	7	8	9
Doran Turchin	3	9	0	2	10	29	23	8	15
Jack Yalowitz	64	1	0	1	4	2	6	3	9
David Craan	0	1	0	0	0	0	12	13	5
Ben Troike	0	34	0	0	0	4	7	1	4
Mark Skonieczny	0	0	0	0	9	11	4	5	1
Bren Spillane	0	0	2	11	1	4	10	1	1





2 JIMMY BURNETTE

FRESHMAN // OF/LHP // 6-2 // 190 // L/L
CHICAGO, ILL. // ST. LAURENCE

HIGH SCHOOL

» Started on varsity since his sophomore year
» Also played football and started as a wide receiver and free safety
» 7-1, 76 SO as a senior
» 2017 All-Chicago Catholic League
» 2017 Rawlings Perfect Game honorable mention All-American Central Region
» Helped St. Laurence finish third in the state as a senior
» .321, 2 HR, 34 RBI, 35 R in 40 games as a junior along with a 3-1 record, 3.72 ERA and 45 SO
» 2016 All-Catholic League second team
» Class 5A All-State in football as a junior
» Hit a grand slam in the regional championship and had the winning RBI in the sectional championship
» Helped St. Laurence to its first IHSA Sectional title since 1993
» Played for Top Tier summer team

THE BURNETTE FILE

» Born Oct. 19, 1998
» Son of Mike and Colleen Burnette
» Cousins, Mike and Joe, attended the University of Illinois
» Volunteered at a soup kitchen and food pantry
» Previously played with Illini Kellen Sarver
» Why Illinois: "Because of the opportunities it gives me not only on the field, but also in the classroom. Playing in the Big Ten has been a dream of mine since I was little kid. I am excited and thrilled to start my career at Illinois."



15 DAVID CRAAN

JUNIOR // C // 6-0 // 180 // R/R

CHICAGO, ILL. // WHITNEY YOUNG

CAREER BESTS

Hits:
3 at A&M-Corpus Christi, Feb. 24, 2017

Doubles:
1, twice (Michigan State, March 24, 2017)

Home runs:
2 at Florida Atlantic, March 4, 2017

Total bases:
8 at Florida Atlantic, March 4, 2017

RBI:
4 at Florida Atlantic, March 4, 2017

Runs scored:
4 at A&M-Corpus Christi, Feb. 24, 2017

Stolen bases:
1, seven times

POSITION STARTS

Position	Starts
Catcher	31

BATTING ORDER STARTS

Batting Order	Starts
No. 2	1
No. 7	12
No. 8	13
No. 9	5

SOPHOMORE - 2017

» Academic All-Big Ten
» Played in 34 games and started 28 at catcher
» .133 (13-98), 15 R, 2 2B, 2 HR, 8 RBIs
» Threw out 12 of 38 base stealers
» 12 caught stealing was fourth in the Big Ten
» Three multi-hit games
» Two multi-RBI games
» Two home runs, four RBIs at Florida Atlantic 3/4/17
» Three hits, four runs scored at Texas A&M-Corpus Christi 2/24/17
» Kleberg Bank College Classic All-Tournament Team
» .600 (6-10) during Kleberg Bank College Classic in Corpus Christi, Texas

FRESHMAN - 2016

» 20 games played, 3 starts
» .118 (2-17), 5 R
» Starts vs. Coastal Carolina, Northern Illinois and Southern Illinois in March
» First career hit 3/11/16 vs. UNC Greensboro
» First career stolen base March 22 at Illinois State
» Pinch ran and scored a run in the season opener Feb. 19 vs. Tulane

HIGH SCHOOL

» Four-year letterwinner at Whitney Young
» Also played football on varsity for three seasons
» .449 OBP, 4 3B, 24 BB, 31 SB as a senior
» 2015 Chris Massimillan Top Tier Player of the Year
» 2015 All-Chicago Public League
» 2013 and 2014 football academic all-state
» Four-time President's Scholar
» Graduated in the top 15% of his class
» AP Scholar
» Volunteered at Buddy Walk and Crazy K
» Played with fellow Illini Zak Devermann on Top Tier in 2014 and 2015

THE CRAAN FILE

» Born December 10, 1996
» Parents are Harry and Dawn Craan
» Full name is David Josiah Craan
» Started considering Illinois once the recruiting process began
» Chose Illinois because, "I love the opportunities available here and the atmosphere. Illinois is one of the best baseball programs in the country and in a premiere conference and is also one of the top schools academically in the country. I love the coaching staff, location and facilities."

CAREER STATISTICS

YEAR	AVG	GP	GS	AB	R	H	2B	3B	HR	RBI	TB	SLG%	BB	HBP	SO	GDP	OB%	SF	SH	SB	ATT	PO	A	E	FLD%
2016	.118	20	3	17	5	2	0	0	0	0	2	.118	0	0	9	0	.118	0	0	1	1	15	0	2	.882
2017	.133	34	28	98	15	13	2	0	2	8	21	.214	13	1	40	1	.241	0	0	6	6	182	40	2	.991
TOTAL	**.130**	**54**	**31**	**115**	**20**	**15**	**2**	**0**	**2**	**8**	**23**	**.200**	**13**	**1**	**49**	**1**	**.225**	**0**	**0**	**7**	**7**	**197**	**40**	**4**	**.983**

CAREER BIG TEN STATISTICS

YEAR	AVG	GP	GS	AB	R	H	2B	3B	HR	RBI	TB	SLG%	BB	HBP	SO	GDP	OB%	SF	SH	SB	ATT	PO	A	E	FLD%
2016	.000	8	0	3	2	0	0	0	0	0	0	.000	0	0	3	0	.000	0	0	0	0	0	0	0	.000
2017	.042	11	8	24	3	1	1	0	0	1	2	.083	4	0	7	1	.179	0	0	2	2	46	10	0	1.000
TOTAL	**.000**	**8**	**0**	**3**	**2**	**0**	**0**	**0**	**0**	**0**	**0**	**.000**	**0**	**0**	**3**	**0**	**.000**	**0**	**0**	**0**	**0**	**0**	**0**	**0**	**.000**

CRAAN GAME-BY-GAME



2017 - Sophomore

Date	Opponent	GS	AB	R	H	RBI	2B	3B	HR	BB	IBB	SB	CS	HBP	SAC	SF	GDP	K	PO	A	E	Avg
Feb 17, 2017	Milwaukee		2	0	0	0	0	0	0	0	0	0	0	0	0	0	0	2	1	0	0	.000
Feb 18, 2017	Milwaukee	*	4	0	0	0	0	0	0	0	0	0	0	0	0	0	0	0	7	3	0	.000
Feb 18, 2017	Lamar		0	0	0	0	0	0	0	0	0	0	0	0	0	0	0	0	2	0	0	.000
Feb 19, 2017	Lamar	*	4	0	1	0	0	0	0	0	0	1	0	0	0	0	0	1	5	1	0	.100
Feb 24, 2017	TAMUCC	*	4	4	3	0	1	0	0	1	0	0	0	0	0	0	0	1	4	0	0	.286
Feb 25, 2017	Houston	*	3	0	2	2	0	0	0	1	0	1	0	0	0	0	0	1	8	3	0	.353
Feb 26, 2017	MIZZOU	*	3	0	1	0	0	0	0	1	0	0	0	0	0	0	0	1	13	2	0	.350
Mar 03, 2017	Florida Atlantic	*	5	1	0	0	0	0	0	0	0	0	0	0	0	0	0	3	5	0	0	.280
Mar 04, 2017	Florida Atlantic	*	4	2	2	4	0	0	2	0	0	0	0	0	0	0	0	2	6	1	0	.310
Mar 05, 2017	Florida Atlantic	*	3	0	1	0	0	0	0	0	0	0	0	0	0	0	0	2	1	0	0	.312
Mar 10, 2017	Coastal Carolina	*	4	1	1	0	0	0	0	1	0	0	0	0	0	0	0	1	11	3	1	.306
Mar 11, 2017	Coastal Carolina-1	*	4	0	0	0	0	0	0	0	0	0	0	0	0	0	0	2	6	1	0	.275
Mar 17, 2017	TOLEDO	*	3	1	0	0	0	0	0	1	0	1	0	0	0	0	0	0	4	3	0	.256
Mar 18, 2017	S. ILLINOIS	*	3	2	1	0	0	0	0	0	0	0	0	1	0	0	0	1	6	1	0	.261
Mar 19, 2017	S. ILLINOIS	*	4	0	0	0	0	0	0	1	0	0	0	0	0	0	0	3	8	5	0	.240
Mar 21, 2017	ILLINOIS STATE	*	4	0	0	0	0	0	0	0	0	0	0	0	0	0	0	2	5	1	0	.222
Mar 24, 2017	MICHIGAN STATE-1	*	3	0	1	0	1	0	0	1	0	0	0	0	0	0	1	1	10	2	0	.228
Mar 24, 2017	MICHIGAN STATE-2	*	2	0	0	0	0	0	0	1	0	1	0	0	0	0	0	0	6	1	0	.220
Mar 26, 2017	MICHIGAN STATE	*	3	0	0	0	0	0	0	0	0	0	0	0	0	0	0	1	5	1	0	.210
Mar 28, 2017	BRADLEY	*	3	0	0	0	0	0	0	1	0	0	0	0	0	0	0	1	5	0	0	.200
Mar 31, 2017	INDIANA STATE	*	2	1	0	1	0	0	0	2	0	1	0	0	0	0	0	2	7	2	1	.194
Apr 01, 2017	INDIANA STATE	*	3	0	0	0	0	0	0	0	0	0	0	0	0	0	0	1	7	0	0	.186
Apr 02, 2017	INDIANA STATE	*	4	0	0	0	0	0	0	0	0	0	0	0	0	0	0	1	7	1	0	.176
Apr 04, 2017	MIZZOU	*	4	0	0	0	0	0	0	0	0	0	0	0	0	0	0	4	9	1	0	.167
Apr 16, 2017	NORTHWESTERN		1	0	0	0	0	0	0	0	0	0	0	0	0	0	0	0	1	0	0	.165
Apr 18, 2017	W. MICHIGAN		1	0	0	0	0	0	0	0	0	0	0	0	0	0	0	1	3	1	0	.162
Apr 22, 2017	Purdue	*	3	0	0	0	0	0	0	0	0	0	0	0	0	0	0	1	2	3	0	.157
Apr 23, 2017	Purdue	*	2	1	0	0	0	0	0	1	0	1	0	0	0	0	0	0	6	1	0	.153
Apr 25, 2017	Bradley	*	3	0	0	0	0	0	0	0	0	0	0	0	0	0	0	1	6	1	0	.148
Apr 28, 2017	Minnesota	*	2	0	0	0	0	0	0	1	0	0	0	0	0	0	0	1	2	1	0	.144
Apr 29, 2017	Minnesota		0	1	0	0	0	0	0	0	0	0	0	0	0	0	0	0	2	0	0	.144
Apr 29, 2017	Minnesota	*	5	0	0	1	0	0	0	0	0	0	0	0	0	0	0	2	4	1	0	.137
May 07, 2017	MARYLAND		0	1	0	0	0	0	0	0	0	0	0	0	0	0	0	0	0	0	0	.137
May 19, 2017	IOWA-2	*	3	0	0	0	0	0	0	0	0	0	0	0	0	0	0	1	8	0	0	.133
Totals		28	98	15	13	8	2	0	2	13	0	6	0	1	0	0	1	40	182	40	2	.133

2016 - Freshman

Date	Opponent	GS	AB	R	H	RBI	2B	3B	HR	BB	IBB	SB	CS	HBP	SAC	SF	GDP	K	PO	A	E	Avg
Feb 19, 2016	Tulane		0	1	0	0	0	0	0	0	0	0	0	0	0	0	0	0	0	0	0	.000
Mar 04, 2016	C. Michigan		1	0	0	0	0	0	0	0	0	0	0	0	0	0	0	0	0	0	0	.000
Mar 11, 2016	UNCG		3	1	1	0	0	0	0	0	0	0	0	0	0	0	0	1	0	0	0	.250
Mar 12, 2016	Coastal Carolina	*	5	0	1	0	0	0	0	0	0	0	0	0	0	0	0	3	5	0	1	.222
Mar 13, 2016	Coastal Carolina		0	0	0	0	0	0	0	0	0	0	0	0	0	0	0	0	1	0	0	.222
Mar 19, 2016	N. Illinois	*	2	0	0	0	0	0	0	0	0	0	0	0	0	0	0	0	3	0	0	.182
Mar 19, 2016	S. Illinois		0	0	0	0	0	0	0	0	0	0	0	0	0	0	0	0	0	0	0	.182
Mar 20, 2016	S. Illinois	*	2	0	0	0	0	0	0	0	0	0	0	0	0	0	0	1	4	0	1	.154
Mar 22, 2016	Illinois State		0	0	0	0	0	0	0	0	0	1	0	0	0	0	0	0	0	0	0	.154
Apr 02, 2016	Nebraska		0	0	0	0	0	0	0	0	0	0	0	0	0	0	0	0	0	0	0	.154
Apr 03, 2016	Nebraska		0	1	0	0	0	0	0	0	0	0	0	0	0	0	0	0	0	0	0	.154
Apr 09, 2016	Iowa-1		1	1	0	0	0	0	0	0	0	0	0	0	0	0	0	1	0	0	0	.143
Apr 12, 2016	ILLINOIS STATE		1	0	0	0	0	0	0	0	0	0	0	0	0	0	0	1	2	0	0	.133
Apr 15, 2016	SAINT LOUIS		0	1	0	0	0	0	0	0	0	0	0	0	0	0	0	0	0	0	0	.133
Apr 19, 2016	Eastern Illinois		0	0	0	0	0	0	0	0	0	0	0	0	0	0	0	0	0	0	0	.133
Apr 22, 2016	OHIO STATE		0	0	0	0	0	0	0	0	0	0	0	0	0	0	0	0	0	0	0	.133
Apr 23, 2016	OHIO STATE		1	0	0	0	0	0	0	0	0	0	0	0	0	0	0	1	0	0	0	.125
Apr 29, 2016	MINNESOTA-1		0	0	0	0	0	0	0	0	0	0	0	0	0	0	0	0	0	0	0	.125
May 01, 2016	MINNESOTA		1	0	0	0	0	0	0	0	0	0	0	0	0	0	0	1	0	0	0	.118
May 15, 2016	Indiana		0	0	0	0	0	0	0	0	0	0	0	0	0	0	0	0	0	0	0	.118
Totals		3	17	5	2	0	0	0	0	0	0	1	0	0	0	0	0	9	15	0	2	.118



CAREER BESTS

Innings pitched:
2.0 vs. UNC Greensboro, March 11, 2016

Strikeouts:
2, twice (at Southern Illinois, May 2, 2017)

21 ZAK DEVERMANN

JUNIOR // LHP // 6-2 // 210 // L/L
OSWEGO, ILL. // OSWEGO EAST

SOPHOMORE - 2017

» 1-1, 4.82 ERA, 13 APP, 9.1 IP, 7 BB, 9 SO, .194 BAA
» Mostly used to face left-handers
» First career win at Southern Illinois 5/2/17

FRESHMAN - 2016

» 0-0, 12.00 ERA, 3.0 IP, 4 ER, 3 BB, 2 SO, 6 appearances
» First career appearance 2/20/16 at Tulane

HIGH SCHOOL

» Lettered two years in baseball
» 47.0 IP, 70 SO, 20 BB, 2.55 ERA at Oswego East
» National Honor Society
» Tri-M National Music Honor Society
» Volunteer coach for 15-under ESP Select
» Played with fellow Illini David Craan in 2014 and 2015 with Top Tier summer team
» Played with fellow Illini Ryan Haff in 2013 with Team Acceleration summer team

THE DEVERMANN FILE

» Born September 24, 1996
» Parents are Bob Devermann and Kristin Jones
» Sang in the choir at Oswego East
» First considered Illinois prior to senior season

CAREER STATISTICS

YEAR	ERA	W	L	G	GS	CG	SHO	CBO	SV	IP	H	R	ER	BB	SO	2B	3B	HR	BF	AVG.	WP	HBP	BK	SFA	SFH
2016	12.00	0	0	6	0	0	0	0	0	3.0	9	5	4	3	2	2	0	1	23	.474	0	1	0	0	0
2017	4.82	1	1	13	0	0	0	0	0	9.1	7	5	5	7	9	0	0	1	44	.194	0	1	0	0	0
TOTAL	**6.57**	**1**	**1**	**19**	**0**	**0**	**0**	**0**	**0**	**12.1**	**16**	**10**	**9**	**10**	**11**	**2**	**0**	**2**	**67**	**.291**	**0**	**2**	**0**	**0**	**0**

CAREER BIG TEN STATISTICS

YEAR	ERA	W	L	G	GS	CG	SHO	CBO	SV	IP	H	R	ER	BB	SO	2B	3B	HR	BF	AVG.	WP	HBP	BK	SFA	SFH
2016	27.00	0	0	2	0	0	0	0	0	0.1	1	1	1	0	0	0	0	1	2	.500	0	0	0	0	0
2017	9.00	0	1	8	0	0	0	0	0	5.0	4	5	5	3	4	0	0	1	24	.200	0	1	0	0	0
TOTAL	**10.12**	**0**	**1**	**10**	**0**	**0**	**0**	**0**	**0**	**5.1**	**5**	**6**	**6**	**3**	**4**	**0**	**0**	**2**	**26**	**.227**	**0**	**1**	**0**	**0**	**0**

DEVERMANN GAME-BY-GAME

2017 - Sophomore

Date	Opponent	GS	IP	H	R	ER	BB	SO	2B	3B	HR	WP	BK	HBP	IBB	Score	W	L	SV	ERA
Feb 18, 2017	Lamar		1.0	1	0	0	1	1	0	0	0	0	0	0	0	9-15	0	0	0	0.00
Mar 05, 2017	Florida Atlantic		0.1	1	0	0	1	0	0	0	0	0	0	0	0	2-16	0	0	0	0.00
Mar 19, 2017	TOLEDO		1.0	1	0	0	0	1	0	0	0	0	0	0	0	4-10	0	0	0	0.00
Mar 24, 2017	MICHIGAN STATE-2		1.0	2	2	2	1	2	0	0	1	0	0	0	0	1-12	0	0	0	5.40
Apr 08, 2017	Michigan		0.2	0	0	0	0	1	0	0	0	0	0	0	0	0-7	0	0	0	4.50
Apr 18, 2017	W. MICHIGAN		1.0	0	0	0	2	1	0	0	0	0	0	0	0	13-3	0	0	0	3.60
Apr 28, 2017	Minnesota		0.2	0	0	0	0	1	0	0	0	0	0	0	0	4-5	0	0	0	3.18
Apr 29, 2017	Minnesota		1.0	0	0	0	0	0	0	0	0	0	0	0	0	14-1	0	0	0	2.70
May 02, 2017	S. Illinois		1.0	0	0	0	0	2	0	0	0	0	0	0	0	6-5	1	0	0	2.35
May 07, 2017	MARYLAND		0.1	0	0	0	0	0	0	0	0	0	0	0	0	8-6	1	0	0	2.25
May 12, 2017	Rutgers-1		0.0	0	0	0	1	0	0	0	0	0	0	0	0	3-8	1	0	0	2.25
May 14, 2017	Rutgers		1.0	0	0	0	0	0	0	0	0	0	0	1	0	7-8	1	0	0	2.00
May 19, 2017	IOWA-2		0.1	2	3	3	1	0	0	0	0	0	0	0	0	3-8	1	1	0	4.82
Totals		0	9.1	7	5	5	7	9	0	0	1	0	0	1	0	74-104	1	1	0	4.82

2016 - Freshman

Date	Opponent	GS	IP	H	R	ER	BB	SO	2B	3B	HR	WP	BK	HBP	IBB	Score	W	L	SV	ERA
Feb 20, 2016	Tulane		0.0	0	0	0	0	0	0	0	0	0	0	1	0	0-3	0	0	0	0.00
Mar 06, 2016	Villanova		0.0	1	0	0	0	0	0	0	0	0	0	0	0	4-2	0	0	0	0.00
Mar 11, 2016	UNCG		2.0	3	1	0	2	1	1	0	0	0	0	0	0	9-20	0	0	0	0.00
Apr 03, 2016	Nebraska		0.1	0	0	0	0	0	0	0	0	0	0	0	0	7-9	0	0	0	0.00
Apr 05, 2016	E. ILLINOIS		0.2	4	3	3	1	1	1	0	0	0	0	0	0	9-7	0	0	0	9.00
Apr 23, 2016	OHIO STATE		0.0	1	1	1	0	0	0	0	1	0	0	0	0	1-9	0	0	0	12.00
Totals		0	3.0	9	5	4	3	2	2	0	1	0	0	1	0	30-50	0	0	0	12.00





31 CASEY DODGE

REDSHIRT SOPHOMORE // 1B/DH // 6-0 // 185 // R/R

BARRINGTON, ILL. // BARRINGTON

CAREER BESTS

Hits:
3, at Milwaukee, Feb. 18, 2017

Doubles:
1, eight times

Home runs:
1, Indiana State, April 2, 2017

Total bases:
5, Indiana State, April 2, 2017

RBI:
2, four times

Runs scored:
2, four times

POSITION STARTS

Position	Starts
Designated Hitter	46

BATTING ORDER STARTS

Batting Order	Starts
No. 4	12
No. 5	24
No. 6	9
No. 7	1

SOPHOMORE - 2017

» All-Big Ten Freshman Team designated hitter
» Academic All-Big Ten
» Started 46 of 51 games at designated hitter
» .280 (46-164), 18 R, 8 2B, HR, 18 RBIs
» Tied for third on the team with 23 walks
» Fourth on the team with a .368 on-base percentage
» Fifth on the team with 11 multi-hit games
» Fifth on the team with nine two-out RBIs
» Four multi-RBI games
» .400 (2-5) with the bases loaded
» Three hits in first career start vs. Milwaukee 2/17/17
» First career home run vs. Indiana State 4/2/17

FRESHMAN - 2016

» Did not see game action
» Bullpen catcher

HIGH SCHOOL

» Lettered three years in baseball and two years in hockey
» Captained the hockey team at Barrington
» Batted .430 during varsity prep career
» Hit .477 as a senior
» Led the Mid Suburban League in hitting (.514) during conference games as a senior
» Missed most of his junior season with injuries
» Stopped playing hockey after his freshman year to focus on baseball before returning to score 17 goals in 23 conference games as a senior
» 2013 Perfect Game Midwest Underclass Showcase
» 2013 and 2014 Ohio Valley Perfect Game Super 25 All-Tournament
» 2014 and 2015 All-Mid Suburban League, all-area and team MVP
» Two-time AAA hockey state champion
» Hockey all-conference and team MVP as a senior

THE DODGE FILE

» Born January 19, 1997
» Parents are Karen and Charles Dodge
» Full name is Charles H. Dodge IV
» Father, Charles Dodge III, played baseball at Michigan
» Grandfather, Charles Dodge II, played baseball at Western Michigan and in the Cleveland Indians and Detroit Tigers organizations
» Uncle, Tommy Dodge, played baseball at Northwestern and in the California Angels and Milwaukee Brewers organizations
» Sister, Kristen Dodge, was a two-time captain of the tennis team at Michigan
» Aunt, Susan Tatigian, ran track at Michigan State
» Chose Illinois because of the "great academics and opportunities in superior athletics"

CAREER STATISTICS

YEAR	AVG	GP	GS	AB	R	H	2B	3B	HR	RBI	TB	SLG%	BB	HBP	SO	GDP	OB%	SF	SH	SB	ATT	PO	A	E	FLD%
2017	.280	47	46	164	18	46	8	0	1	18	57	.348	23	1	32	4	.368	2	1	0	0	0	0	0	.000
TOTAL	**.280**	**47**	**46**	**164**	**18**	**46**	**8**	**0**	**1**	**18**	**57**	**.348**	**23**	**1**	**32**	**4**	**.368**	**2**	**1**	**0**	**0**	**0**	**0**	**0**	**.000**

CAREER BIG TEN STATISTICS

YEAR	AVG	GP	GS	AB	R	H	2B	3B	HR	RBI	TB	SLG%	BB	HBP	SO	GDP	OB%	SF	SH	SB	ATT	PO	A	E	FLD%
2017	.239	24	24	88	5	21	5	0	0	9	26	.295	11	1	14	3	.327	1	0	0	0	0	0	0	.000
TOTAL	**.239**	**24**	**24**	**88**	**5**	**21**	**5**	**0**	**0**	**9**	**26**	**.295**	**11**	**1**	**14**	**3**	**.327**	**1**	**0**	**0**	**0**	**0**	**0**	**0**	**.000**

DODGE GAME-BY-GAME

2017 - Redshirt Freshman

Date	Opponent	GS	AB	R	H	RBI	2B	3B	HR	BB	IBB	SB	CS	HBP	SAC	SF	GDP	K	PO	A	E	Avg
Feb 18, 2017	Milwaukee	*	4	0	3	0	0	0	0	0	0	0	0	0	0	0	0	0	0	0	0	.750
Feb 18, 2017	Lamar	*	1	2	0	0	0	0	0	2	0	0	0	0	0	0	0	1	0	0	0	.600
Feb 19, 2017	Lamar	*	3	0	0	0	0	0	0	1	0	0	0	0	0	0	0	3	0	0	0	.375
Feb 24, 2017	TAMUCC	*	4	1	1	1	0	0	0	2	0	0	0	0	0	0	0	0	0	0	0	.333
Feb 25, 2017	Houston	*	5	1	1	0	0	0	0	0	0	0	0	0	0	0	0	2	0	0	0	.294
Feb 26, 2017	MIZZOU	*	3	0	1	0	0	0	0	1	0	0	0	0	0	0	0	1	0	0	0	.300
Mar 03, 2017	Florida Atlantic	*	4	0	1	0	0	0	0	1	0	0	0	0	0	0	0	1	0	0	0	.292
Mar 04, 2017	Florida Atlantic	*	4	2	2	1	1	0	0	0	0	0	0	0	0	0	0	2	0	0	0	.321
Mar 05, 2017	Florida Atlantic	*	3	0	0	0	0	0	0	0	0	0	0	0	0	0	1	0	0	0	0	.290
Mar 11, 2017	Coastal Carolina-1		1	0	1	0	0	0	0	0	0	0	0	0	0	0	0	0	0	0	0	.312
Mar 17, 2017	TOLEDO	*	2	1	1	0	1	0	0	2	0	0	0	0	0	0	0	0	0	0	0	.324
Mar 18, 2017	S. ILLINOIS	*	4	0	2	1	0	0	0	0	0	0	0	0	0	0	0	1	0	0	0	.342
Mar 19, 2017	TOLEDO	*	3	1	1	0	0	0	0	1	0	0	0	0	0	0	0	1	0	0	0	.341
Mar 19, 2017	S. ILLINOIS	*	3	0	1	0	1	0	0	1	0	0	0	0	0	0	0	2	0	0	0	.341
Mar 21, 2017	ILLINOIS STATE	*	4	0	1	1	0	0	0	0	0	0	0	0	0	0	0	2	0	0	0	.333
Mar 24, 2017	MICHIGAN STATE-1	*	5	0	1	1	0	0	0	0	0	0	0	0	0	0	0	2	0	0	0	.321
Mar 24, 2017	MICHIGAN STATE-2	*	3	0	1	0	0	0	0	0	0	0	0	0	0	0	0	0	0	0	0	.321
Mar 26, 2017	MICHIGAN STATE	*	5	0	1	1	0	0	0	0	0	0	0	0	0	0	0	0	0	0	0	.311
Mar 28, 2017	BRADLEY	*	4	0	0	0	0	0	0	0	0	0	0	0	0	0	0	0	0	0	0	.292
Mar 31, 2017	INDIANA STATE	*	3	1	1	0	0	0	0	0	0	0	0	0	1	0	0	0	0	0	0	.294
Apr 01, 2017	INDIANA STATE	*	3	0	1	0	0	0	0	0	0	0	0	0	0	0	0	0	0	0	0	.296
Apr 02, 2017	INDIANA STATE	*	3	1	2	2	0	0	1	0	0	0	0	0	0	1	0	1	0	0	0	.311
Apr 04, 2017	MIZZOU	*	3	0	0	0	0	0	0	1	0	0	0	0	0	0	0	0	0	0	0	.299
Apr 07, 2017	Michigan	*	5	2	2	2	1	0	0	0	0	0	0	0	0	0	0	1	0	0	0	.305
Apr 08, 2017	Michigan	*	3	0	0	0	0	0	0	1	0	0	0	0	0	0	0	0	0	0	0	.294
Apr 09, 2017	Michigan	*	5	0	1	0	0	0	0	0	0	0	0	0	0	0	0	2	0	0	0	.289
Apr 11, 2017	Illinois State	*	5	1	2	0	0	0	0	0	0	0	0	0	0	0	0	1	0	0	0	.295
Apr 14, 2017	NORTHWESTERN	*	4	0	0	0	0	0	0	1	0	0	0	0	0	0	0	0	0	0	0	.283
Apr 15, 2017	NORTHWESTERN	*	4	0	1	0	0	0	0	0	0	0	0	0	0	0	1	0	0	0	0	.282
Apr 16, 2017	NORTHWESTERN	*	2	0	0	0	0	0	0	3	0	0	0	0	0	0	0	0	0	0	0	.276
Apr 18, 2017	W. MICHIGAN	*	3	2	2	1	0	0	0	0	0	0	0	0	0	0	0	0	0	0	0	.287
Apr 21, 2017	Purdue	*	2	0	0	0	0	0	0	2	0	0	0	1	0	0	0	0	0	0	0	.282
Apr 22, 2017	Purdue	*	3	0	0	0	0	0	0	0	0	0	0	0	0	0	0	2	0	0	0	.274
Apr 23, 2017	Purdue	*	4	0	2	0	0	0	0	0	0	0	0	0	0	0	0	0	0	0	0	.282
Apr 25, 2017	Bradley	*	4	0	1	2	0	0	0	0	0	0	0	0	0	0	0	0	0	0	0	.281
Apr 28, 2017	Minnesota	*	4	0	1	0	0	0	0	0	0	0	0	0	0	0	0	1	0	0	0	.280
Apr 29, 2017	Minnesota	*	4	0	1	0	0	0	0	0	0	0	0	0	0	0	0	2	0	0	0	.279
Apr 29, 2017	Minnesota	*	2	1	0	0	0	0	0	2	0	0	0	0	0	0	0	0	0	0	0	.275
May 05, 2017	MARYLAND	*	4	0	1	0	0	0	0	0	0	0	0	0	0	0	0	0	0	0	0	.274
May 06, 2017	MARYLAND	*	3	1	1	1	1	0	0	1	0	0	0	0	0	0	0	1	0	0	0	.275
May 07, 2017	MARYLAND	*	4	0	0	0	0	0	0	0	0	0	0	0	0	0	1	0	0	0	0	.268
May 12, 2017	Rutgers-1	*	4	0	2	0	1	0	0	0	0	0	0	0	0	0	0	0	0	0	0	.274
May 12, 2017	Rutgers-2	*	4	0	2	2	0	0	0	0	0	0	0	0	0	0	0	0	0	0	0	.280
May 14, 2017	Rutgers	*	4	0	0	1	0	0	0	0	0	0	0	0	0	1	0	0	0	0	0	.273
May 18, 2017	IOWA	*	4	0	2	0	1	0	0	0	0	0	0	0	0	0	0	1	0	0	0	.278
May 19, 2017	IOWA-1	*	3	1	1	0	1	0	0	1	0	0	0	0	0	0	0	2	0	0	0	.280
May 19, 2017	IOWA-2	*	3	0	1	1	0	0	0	0	0	0	0	0	0	0	1	0	0	0	0	.280
Totals		46	164	18	46	18	8	0	1	23	0	0	0	1	1	2	4	32	0	0	0	.280





CAREER BESTS

Innings pitched:
2.2, twice (at Lamar, Feb. 18, 2017)

Strikeouts:
3 at Lamar, Feb. 18, 2017

29 JACKSON DOUGLAS

SENIOR // LHP // 6-6 // 240 // L/L

ROCHESTER, MINN. // MAYO // KANSAS STATE // IOWA WESTERN CC

JUNIOR - 2017

» Transferred to Illinois with two years of eligibility left
» 0-0, 14.21 ERA, 5 APP, 6.1 IP, 5 BB, 5 SO, .367 BAA

SOPHOMORE - 2016 (IOWA WESTERN CC)

» 2-1, 8.22 ERA, 15.1 IP, 21 ER, 14 ER, 10 SO, 7 BB

FRESHMAN - 2015 (KANSAS STATE)

» 2-2, 3.55, 25.1 IP, 12 SO, 7 BB
» Did not allow an earned run in any of his six Big 12 relief appearances
» Only issued two walks in his final 15 1/3 innings while striking out nine
» Did not allow an earned run from March 22-April 12, a stretch of 5 2/3 consecutive scoreless innings

HIGH SCHOOL

» Three-year letterwinner
» 9-1, 1.17 ERA, 68 IP, 105 SO, 17 BB in high school
» 2014 Minnesota State High School Baseball Coaches Association All-State
» All-conference and all-region honorable mention
» Also on the alpine ski team

THE DOUGLAS FILE

» Born September 22, 1995
» Mother is Marsha Douglas
» Has a younger brother, Stephen
» Majored in sociology at Kansas State
» Volunteered at Channel 1 Food Drive, Salvation Army and Goodwill
» Why Illinois: "I wanted to compete for one of the best programs in the country and help carry out the academic and athletic excellence of this University."

CAREER STATISTICS

YEAR	ERA	W	L	G	GS	CG	SHO	CBO	SV	IP	H	R	ER	BB	SO	2B	3B	HR	BF	AVG.	WP	HBP	BK	SFA	SFH
2015	3.55	2	2	19	1	0	0	2	0	25.1	26	13	10	7	12	4	0	2	96	.271	1	5	2	1	1
2016	JUNIOR COLLEGE																								
2017	13.50	0	0	2	0	0	0	0	0	2.0	3	3	3	2	0	2	0	1	11	.333	1	0	1	0	0
TOTAL	**4.28**	**2**	**2**	**21**	**1**	**0**	**0**	**2**	**0**	**27.1**	**29**	**16**	**13**	**9**	**12**	**6**	**0**	**3**	**107**	**.312**	**1**	**5**	**3**	**1**	**1**

CAREER BIG TEN STATISTICS

YEAR	ERA	W	L	G	GS	CG	SHO	CBO	SV	IP	H	R	ER	BB	SO	2B	3B	HR	BF	AVG.	WP	HBP	BK	SFA	SFH
2017	14.21	0	0	5	0	0	0	0	0	6.1	11	10	10	5	5	4	1	1	35	.367	2	0	1	0	0
TOTAL	**14.21**	**0**	**0**	**5**	**0**	**0**	**0**	**0**	**0**	**6.1**	**11**	**10**	**10**	**5**	**5**	**4**	**1**	**1**	**35**	**.367**	**2**	**0**	**1**	**0**	**0**

DOUGLAS GAME-BY-GAME

2017 - Junior

Date	Opponent	GS	IP	H	R	ER	BB	SO	2B	3B	HR	WP	BK	HBP	IBB	Score	W	L	SV	ERA
Feb 17, 2017	Milwaukee		1.0	1	1	1	1	1	0	0	0	1	0	0	0	10-2	0	0	0	9.00
Feb 18, 2017	Lamar		2.2	3	3	3	1	3	1	1	0	0	0	0	0	9-15	0	0	0	9.82
Mar 04, 2017	Florida Atlantic		0.2	4	3	3	1	1	1	0	0	0	0	0	0	14-4	0	0	0	14.54
Mar 24, 2017	MICHIGAN STATE-1		1.0	2	2	2	2	0	1	0	1	0	1	0	0	4-12	0	0	0	15.19
Mar 26, 2017	MICHIGAN STATE		1.0	1	1	1	0	0	1	0	0	1	0	0	0	6-17	0	0	0	14.21
Totals		0	6.1	11	10	10	5	5	4	1	1	2	1	0	0	43-50	0	0	0	14.21







28 ANDREW DYKE

REDSHIRT FRESHMAN // OF // 6-0 // 190 // R/R
ALSIP, ILL. // BROTHER RICE

FRESHMAN - 2017

» Redshirted the 2017 season

HIGH SCHOOL

» .402, 6 HR, 37 RBI as a senior
» .422, 4 HR, 33 RBI, 38 R as a junior
» .383, 2 HR, 34 RBI, 30 R as a sophomore
» .294, HR, 15 RBI, 14 R as a freshman
» 2016 Louisville Slugger All-American
» 2016 all-state
» Three-time all-area
» Two-time All-Chicago Catholic League
» No. 12 sophomore in Illinois by Prep Baseball Report in 2014
» Four-year member of Student Council and served as vice president
» National Honor Society
» AP Scholar Award
» Volunteered at PADS shelter, numerous baseball camps and many other community service hours through NHS

THE DYKE FILE

» Born November 26, 1997
» Parents are Jeff and Jenny Dyke
» Why Illinois: “From the moment I walked onto the campus, I knew I found my new home. U of I is a perfect fit, both academically and athletically, and I am proud to call myself a Fighting Illini.”



23 TYLER ENGEL

JUNIOR // INF // 5-10 // 170 // R/R

IPAVA, ILL. // VIT

CAREER BESTS

Hits:
2, twice (at Purdue, April 23, 2017)

Doubles:
1, three times (at Bradley, April 25, 2017)

Triples:
1 vs. Michigan State, March 26, 2017

Total bases:
3, twice (vs. W. Michigan, April 18, 2017)

RBI:
2 vs. W. Michigan, April 18, 2017

Runs scored:
1, eight times

Walks:
1, three times (vs. Northwestern, April 14, 2017)

POSITION STARTS

Position	Starts
Left Field	7
Shortstop	1

BATTING ORDER STARTS

Batting Order	Starts
No. 2	8

SOPHOMORE - 2017

» Played in 26 games and started eight
» Seven starts in left field, one start at shortstop
» .224 (11-49), 6 R, 3 2B, 3B, 8 RBIs
» Team-best .429 (3-7) pinch hitting
» .333 (4-12) with runners in scoring position
» Two multi-hit games

FRESHMAN - 2016

» Six games played
» .000 (0-5), 2 R
» Season cut short due to injury

HIGH SCHOOL

» Played baseball, basketball and football at VIT High School (Vermont, Ipava, Table Grove)
» Three-time all-state by the IHSBCA
» Three-time All-Prairieland Conference
» 2015 GPBCA McDonald's and Illinois Coaches Association all-star games
» Eighth all-time in steals (147) and 17th in runs (166) in IHSA history
» Hit for the cycle twice as a junior
» Stole seven bases in one game as a junior
» .418, .550 OBP, 41 H, 5 HR, 25 RBI, 58 R, 37 steals as a senior
» .473, .600 OBP, 44 H, 5 HR, 34 RBI, 54 R, 40 steals as a junior
» 2014 all-conference wide receiver
» 2013 football academic all-state
» 2013 Peoria Journal Star Small-School All-Star Football Team
» 2015 Illinois Basketball Coaches Association all-state special mention
» 2013 and 2015 all-conference and all-county in basketball

THE ENGEL FILE

» Born October 14, 1996
» Parents are Tim and Missy Engel
» Full name is Tyler Evans Engel
» Has one sister, Elizabeth
» Majoring in general studies/business
» Started considering Illinois during his freshman year
» Chose Illinois because of the "academic and athletic integrity that has made it one of the top schools in the country"

CAREER STATISTICS

YEAR	AVG	GP	GS	AB	R	H	2B	3B	HR	RBI	TB	SLG%	BB	HBP	SO	GDP	OB%	SF	SH	SB	ATT	PO	A	E	FLD%
2016	.000	6	0	5	2	0	0	0	0	0	0	.000	1	0	3	0	.167	0	0	1	1	2	3	0	1.000
2017	.224	26	8	49	6	11	3	1	0	8	16	.327	2	1	17	1	.264	1	0	0	2	19	7	0	1.000
TOTAL	**.204**	**32**	**8**	**54**	**8**	**11**	**3**	**1**	**0**	**8**	**16**	**.296**	**3**	**1**	**20**	**1**	**.254**	**1**	**0**	**1**	**3**	**21**	**10**	**0**	**1.000**

CAREER BIG TEN STATISTICS

YEAR	AVG	GP	GS	AB	R	H	2B	3B	HR	RBI	TB	SLG%	BB	HBP	SO	GDP	OB%	SF	SH	SB	ATT	PO	A	E	FLD%
2016	.000	2	0	0	1	0	0	0	0	0	0	.000	0	0	0	0	.000	0	0	1	1	0	0	0	.000
2017	.160	11	5	25	2	4	0	1	0	4	6	.240	1	0	8	1	.192	0	0	0	1	15	1	0	1.000
TOTAL	**.160**	**13**	**5**	**25**	**3**	**4**	**0**	**1**	**0**	**4**	**6**	**.240**	**1**	**0**	**8**	**1**	**.192**	**0**	**0**	**1**	**2**	**15**	**1**	**0**	**1.000**

ENGEL GAME-BY-GAME



2017 - Sophomore

Date	Opponent	GS	AB	R	H	RBI	2B	3B	HR	BB	IBB	SB	CS	HBP	SAC	SF	GDP	K	PO	A	E	Avg
Feb 17, 2017	Milwaukee		2	0	1	0	0	0	0	0	0	0	0	0	0	0	0	0	0	2	0	.500
Feb 18, 2017	Lamar		2	0	0	0	0	0	0	0	0	0	0	0	0	0	0	2	0	0	0	.250
Feb 24, 2017	TAMUCC		2	0	0	0	0	0	0	0	0	0	0	0	0	0	0	1	0	0	0	.167
Feb 26, 2017	MIZZOU		2	0	1	0	0	0	0	0	0	0	1	0	0	0	0	0	0	0	0	.250
Mar 05, 2017	Florida Atlantic		1	0	1	1	1	0	0	0	0	0	0	0	0	0	0	0	0	1	0	.333
Mar 10, 2017	Coastal Carolina		0	1	0	0	0	0	0	0	0	0	0	0	0	0	0	0	0	0	0	.333
Mar 17, 2017	TOLEDO		0	0	0	0	0	0	0	0	0	0	0	0	0	0	0	0	0	0	0	.333
Mar 19, 2017	TOLEDO		0	0	0	0	0	0	0	1	0	0	0	0	0	0	0	0	0	0	0	.333
Mar 19, 2017	S. ILLINOIS		0	0	0	0	0	0	0	0	0	0	0	0	0	0	0	0	0	1	0	.333
Mar 24, 2017	MICHIGAN STATE-2		1	0	1	0	0	0	0	0	0	0	0	0	0	0	0	0	0	0	0	.400
Mar 26, 2017	MICHIGAN STATE		1	1	1	1	0	1	0	0	0	0	0	0	0	0	0	0	0	1	0	.455
Mar 28, 2017	BRADLEY		1	0	0	0	0	0	0	0	0	0	0	0	0	0	0	1	0	0	0	.417
Apr 04, 2017	MIZZOU		0	0	0	0	0	0	0	0	0	0	0	0	0	0	0	0	0	0	0	.417
Apr 11, 2017	Illinois State		0	0	0	1	0	0	0	0	0	0	0	0	0	1	0	0	0	0	0	.417
Apr 14, 2017	NORTHWESTERN		0	0	0	1	0	0	0	1	0	0	0	0	0	0	0	0	0	0	0	.417
Apr 15, 2017	NORTHWESTERN		1	0	0	0	0	0	0	0	0	0	0	0	0	0	0	0	0	0	0	.385
Apr 18, 2017	W. MICHIGAN	*	4	1	2	2	1	0	0	0	0	0	0	1	0	0	0	0	2	2	0	.412
Apr 22, 2017	Purdue	*	4	0	0	0	0	0	0	0	0	0	0	0	0	0	0	1	2	0	0	.333
Apr 23, 2017	Purdue	*	4	0	2	1	0	0	0	0	0	0	1	0	0	0	0	1	3	0	0	.360
Apr 25, 2017	Bradley	*	5	1	1	0	1	0	0	0	0	0	0	0	0	0	0	3	0	0	0	.333
Apr 28, 2017	Minnesota	*	4	0	0	1	0	0	0	0	0	0	0	0	0	0	0	2	2	0	0	.294
Apr 29, 2017	Minnesota	*	5	0	0	0	0	0	0	0	0	0	0	0	0	0	1	2	6	0	0	.256
Apr 29, 2017	Minnesota	*	3	1	0	0	0	0	0	0	0	0	0	0	0	0	0	1	1	0	0	.238
May 02, 2017	S. Illinois	*	5	1	1	0	0	0	0	0	0	0	0	0	0	0	0	2	2	0	0	.234
May 07, 2017	MARYLAND		2	0	0	0	0	0	0	0	0	0	0	0	0	0	0	1	1	0	0	.224
May 18, 2017	IOWA		0	0	0	0	0	0	0	0	0	0	0	0	0	0	0	0	0	0	0	.224
Totals		8	49	6	11	8	3	1	0	2	0	0	2	1	0	1	1	17	19	7	0	.224

2016 - Freshman

Date	Opponent	GS	AB	R	H	RBI	2B	3B	HR	BB	IBB	SB	CS	HBP	SAC	SF	GDP	K	PO	A	E	Avg
Feb 21, 2016	Tulane		0	1	0	0	0	0	0	0	0	0	0	0	0	0	0	0	0	0	0	.000
Mar 11, 2016	UNCG		2	0	0	0	0	0	0	0	0	0	0	0	0	0	0	0	0	2	0	.000
Mar 12, 2016	Coastal Carolina		1	0	0	0	0	0	0	1	0	0	0	0	0	0	0	1	0	0	0	.000
Mar 13, 2016	Coastal Carolina		2	0	0	0	0	0	0	0	0	0	0	0	0	0	0	2	2	1	0	.000
Mar 26, 2016	PENN STATE-1		0	1	0	0	0	0	0	0	0	0	0	0	0	0	0	0	0	0	0	.000
Apr 09, 2016	Iowa-1		0	0	0	0	0	0	0	0	0	1	0	0	0	0	0	0	0	0	0	.000
Totals		0	5	2	0	0	0	0	0	1	0	1	0	0	0	0	0	3	2	3	0	.000



38 ANDY FISHER

REDSHIRT JUNIOR // LHP // 6-1 // 185 // L/L

BOWLING GREEN, OHIO // BOWLING GREEN HS // EASTERN ILLINOIS

CAREER BESTS

Innings pitched:
7.0 vs. Eastern Kentucky, April 26, 2015

Strikeouts:
10 at Central Arkansas, Feb. 27, 2016



JUNIOR - 2017

» Transferred to Illinois with two years of eligibility left
» Sat out the 2017 season due to NCAA transfer rules

SOPHOMORE - 2016 (EASTERN ILLINOIS)

» 1-4, 5.83 ERA, 46.1 IP, 53 SO, 17 BB
» 22 games
» All appearances out of the bullpen
» Second on the team in ERA
» Third on the team in strikeouts
» Fourth on the team in innings pitched
» OVC Medal of Honor
» EIU Dean's List
» Big Brother program participant
» Habit for Humanity participant

FRESHMAN - 2015 (EASTERN ILLINOIS)

» 2-3, 7.71 ERA, 49 IP, 27 SO
» 22 games, eight starts
» Started the last five Sundays of Ohio Valley Conference play
» Seven-inning complete game against Eastern Kentucky (April 26) for first career win
» Eight straight appearances in March without allowing a run (8.2 IP)
» OVC Medal of Honor
» EIU Dean's List
» Big Brother program participant
» Habit for Humanity participant

HIGH SCHOOL

» 6-3, 0.69 ERA, 3 CG as a senior
» Led Bowling Green to a sectional title as a junior
» Played for Whitehouse Legion Post 183 in the summer
» Honorable mention all-county
» Also played football and soccer
» All-league kicker and punter in football
» National Honor Society

THE FISHER FILE

» Born January 9, 1996
» Parents are Jim and Nancy Fisher
» Father, Jim Fisher, graduated from Illinois in 1982
» Plays the piano
» Why Illinois: "I chose Illinois because of both the academic and athletic prowess of the university. The business school is one of the most respected in the nation, and the baseball coaching staff here is phenomenal."

CAREER STATISTICS

YEAR	ERA	W	L	G	GS	CG	SHO	CBO	SV	IP	H	R	ER	BB	SO	2B	3B	HR	BF	AVG.	WP	HBP	BK	SFA	SFH
2015	7.71	2	3	22	8	1	0	0	0	49.0	62	43	42	30	27	11	1	3	240	.320	3	11	0	2	3
2016	5.83	1	4	22	0	0	0	0	4	46.1	60	33	30	17	53	11	1	4	215	.321	3	5	0	2	4
TOTAL	**6.80**	**3**	**7**	**44**	**8**	**1**	**0**	**0**	**4**	**95.1**	**122**	**76**	**72**	**47**	**80**	**22**	**2**	**7**	**455**	**.320**	**6**	**16**	**0**	**4**	**7**



CAREER BESTS

Innings pitched:
3.0 at Illinois State, April 11, 2017

Strikeouts:
5 vs. Missouri, Feb. 26, 2017

35 JOEY GERBER

JUNIOR // RHP // 6-4 // 215 // R/R
MAPLE GROVE, MINN. // WAYZATA

SOPHOMORE - 2017

» Academic All-Big Ten
» Illini's closer
» 2-1, 4.36 ERA, 8 SV, 27 APP, 33.0 IP, 20 BB, 43 SO, .205 BAA
» Team-best 4.36 ERA out of the bullpen
» Team-best 27 appearances
» Team-best eight saves
» Team-best .205 batting average against
» Second on the team with 43 strikeouts
» All eight saves came between March 31-May 12
» Wins against Illinois State 4/11/17 and Maryland 4/7/17
» Career-best three innings pitched at Illinois State 4/11/17
» Career-best five strikeouts against Missouri 2/26/17

FRESHMAN - 2016

» 0-0, 7.50 ERA, 6.0 IP, 5 appearances out of the bullpen
» First career appearance 2/20/16 at Tulane (1.0 IP, 0 ER, 2 H, 2 SO)
» Appearances against Tulane, Coastal Carolina, Northern Illinois, Eastern Illinois and Ohio State

HIGH SCHOOL

» Three-time letterwinner in baseball at Wayzata
» Threw a no-hitter on the Fourth of July in 2014

THE GERBER FILE

» Born May 3, 1997
» Parents are Joe and Lisa Gerber
» Full name is Joseph Cliff Gerber
» Enrolled in the College of Business
» Started considering Illinois towards the end of the recruiting process
» Chose Illinois because of the "it is a great school both academically and athletically. The business school is one of the best in the nation and the baseball team is great as well."

CAREER STATISTICS

YEAR	ERA	W	L	G	GS	CG	SHO	CBO	SV	IP	H	R	ER	BB	SO	2B	3B	HR	BF	AVG.	WP	HBP	BK	SFA	SFH
2016	7.50	0	0	5	0	0	0	0	0	6.0	11	6	5	3	3	3	0	0	33	.407	1	2	0	0	1
2017	4.36	2	1	27	0	0	0	0	8	33.0	25	17	16	20	43	5	0	3	147	.205	7	4	0	0	1
TOTAL	**4.85**	**2**	**1**	**32**	**0**	**0**	**0**	**0**	**8**	**39.0**	**36**	**23**	**21**	**23**	**46**	**8**	**0**	**3**	**180**	**.242**	**8**	**6**	**0**	**0**	**2**

CAREER BIG TEN STATISTICS

YEAR	ERA	W	L	G	GS	CG	SHO	CBO	SV	IP	H	R	ER	BB	SO	2B	3B	HR	BF	AVG.	WP	HBP	BK	SFA	SFH
2016	13.50	0	0	1	0	0	0	0	0	1.1	3	2	2	1	0	3	0	0	8	.429	1	0	0	0	0
2017	7.36	1	1	10	0	0	0	0	3	11.0	9	9	9	9	15	3	0	1	53	.220	0	3	0	0	0
TOTAL	**8.03**	**1**	**1**	**11**	**0**	**0**	**0**	**0**	**3**	**12.1**	**12**	**11**	**11**	**10**	**15**	**6**	**0**	**1**	**61**	**.250**	**1**	**3**	**0**	**0**	**0**

GERBER GAME-BY-GAME

2017 - Sophomore

Date	Opponent	GS	IP	H	R	ER	BB	SO	2B	3B	HR	WP	BK	HBP	IBB	Score	W	L	SV	ERA
Feb 18, 2017	Lamar		1.0	2	0	0	0	2	0	0	0	1	0	0	0	9-15	0	0	0	0.00
Feb 19, 2017	Lamar		0.1	1	0	0	0	0	0	0	0	1	0	0	0	1-2	0	0	0	0.00
Feb 25, 2017	Houston		1.0	3	4	3	2	2	0	0	1	0	0	0	0	5-11	0	0	0	11.57
Feb 26, 2017	MIZZOU		2.0	0	0	0	0	5	0	0	0	0	0	0	0	6-7	0	0	0	6.23
Mar 03, 2017	Florida Atlantic		0.2	1	1	1	0	0	0	0	1	0	0	0	0	10-11	0	0	0	7.20
Mar 05, 2017	Florida Atlantic		2.1	2	2	2	4	1	0	0	0	0	0	0	0	2-16	0	0	0	7.36
Mar 10, 2017	Coastal Carolina		0.2	0	0	0	0	0	0	0	0	0	0	0	0	7-6	0	0	0	6.75
Mar 11, 2017	Coastal Carolina-2		1.0	0	0	0	1	0	0	0	0	0	0	0	0	0-6	0	0	0	6.00
Mar 19, 2017	S. ILLINOIS		2.0	1	0	0	0	2	1	0	0	0	0	1	0	1-3	0	0	0	4.91
Mar 21, 2017	ILLINOIS STATE		1.0	0	0	0	1	0	0	0	0	0	0	0	0	7-1	0	0	0	4.50
Mar 26, 2017	MICHIGAN STATE		1.0	0	0	0	2	1	0	0	0	0	0	1	0	6-17	0	0	0	4.15
Mar 28, 2017	BRADLEY		1.0	0	0	0	0	2	0	0	0	0	0	0	0	0-2	0	0	0	3.86
Mar 31, 2017	INDIANA STATE		1.0	0	0	0	0	2	0	0	0	1	0	0	0	6-4	0	0	1	3.60
Apr 02, 2017	INDIANA STATE		1.0	1	0	0	0	3	1	0	0	1	0	0	0	5-2	0	0	2	3.38
Apr 04, 2017	MIZZOU		1.0	0	0	0	0	2	0	0	0	0	0	0	0	5-3	0	0	3	3.18
Apr 09, 2017	Michigan		1.0	1	0	0	0	2	0	0	0	0	0	1	0	7-5	0	0	4	3.00
Apr 11, 2017	Illinois State		3.0	2	0	0	2	2	0	0	0	1	0	0	0	6-5	1	0	4	2.57
Apr 14, 2017	NORTHWESTERN		1.0	0	0	0	1	1	0	0	0	0	0	0	0	4-3	1	0	4	2.45
Apr 16, 2017	NORTHWESTERN		2.0	2	1	1	1	1	2	0	0	0	0	1	0	10-8	1	0	5	2.62
Apr 23, 2017	Purdue		0.0	0	0	0	0	0	0	0	0	0	0	0	0	1-2	1	0	5	2.62
Apr 25, 2017	Bradley		2.0	2	1	1	1	4	0	0	0	1	0	0	0	8-6	1	0	6	2.77
Apr 29, 2017	Minnesota		1.0	1	0	0	0	2	0	0	0	0	0	0	0	14-1	1	0	6	2.67
May 02, 2017	S. Illinois		1.0	1	0	0	0	1	0	0	0	1	0	0	0	6-5	1	0	7	2.57
May 07, 2017	MARYLAND		1.2	2	4	4	2	4	1	0	1	0	0	0	0	8-6	2	0	7	3.64
May 12, 2017	Rutgers-2		1.0	0	0	0	0	0	0	0	0	0	0	0	0	7-5	2	0	8	3.52
May 14, 2017	Rutgers		0.2	3	4	4	2	1	0	0	0	0	0	0	0	7-8	2	1	8	4.60
May 19, 2017	IOWA-2		1.2	0	0	0	1	3	0	0	0	0	0	0	0	3-8	2	1	8	4.36
Totals		0	33.0	25	17	16	20	43	5	0	3	7	0	4	0	151-168	2	1	8	4.36

2016 - Freshman

Date	Opponent	GS	IP	H	R	ER	BB	SO	2B	3B	HR	WP	BK	HBP	IBB	Score	W	L	SV	ERA
Feb 18, 2017	Lamar		1.0	1	0	0	1	1	0	0	0	0	0	0	0	9-15	0	0	0	0.00
Feb 20, 2016	Tulane		1.0	2	0	0	0	2	0	0	0	0	0	0	0	0-3	0	0	0	0.00
Mar 12, 2016	Coastal Carolina		1.2	3	3	2	1	1	0	0	0	0	0	2	0	4-10	0	0	0	6.75
Mar 19, 2016	N. Illinois		1.0	1	1	1	1	0	0	0	0	0	0	0	0	3-9	0	0	0	7.36
Apr 05, 2016	E. ILLINOIS		1.0	2	0	0	0	0	0	0	0	0	0	0	0	9-7	0	0	0	5.79
Apr 23, 2016	OHIO STATE		1.1	3	2	2	1	0	3	0	0	1	0	0	0	1-9	0	0	0	7.50
Totals		0	6.0	11	6	5	3	3	3	0	0	1	0	2	0	17-38	0	0	0	7.50





CAREER BESTS

Hits:
1, twice (at Florida Atlantic, March 5, 2017)

Doubles:
1, twice (at Florida Atlantic, March 5, 2017)

Total bases:
2, twice (at Florida Atlantic, March 5, 2017)

Runs scored:
1, five times

8 RYAN HAFF

REDSHIRT JUNIOR // 1B/DH // 5-11 // 190 // R/R
OAKBROOK, ILL. // HINSDALE CENTRAL

REDSHIRT SOPHOMORE - 2017

» Academic All-Big Ten
» Played in 17 games
» Primarily used as a pinch runner
» .167 (2-12), 5 R, 2 2B
» Doubled at Lamar 2/18/17 and Florida Atlantic 3/5/17

REDSHIRT FRESHMAN - 2016

» Three games played
» 0-1 at Indiana 5/15/16 in lone at-bat
» Pinch ran at Maryland 5/7/16 in first career action
» Pinch ran vs. Michigan 5/19/16

HIGH SCHOOL

» 2014 West Suburban All-Conference Award
» Illinois High School Baseball Coaches Association all-area team in 2014
» 2014 ICA All-star game starting shortstop
» Hinsdale Central 2014 MVP for baseball
» Lettered in baseball in 2013 and 2014
» Scholar Athlete Award in 2013 and 2014
» All-Academic Athlete in 2014
» West Suburban Conference Academic Achievement Award nominee in 2014
» Hinsdale Central Athletic Council Athlete of the Month in 2014
» Hinsdale Central record six triples in a season
» Received honor roll all four years at Hinsdale Central

THE HAFF FILE

» Born June 1, 1996
» Parents are Hank Haff and Diane Lis-Haff
» Two sisters, Kaylee and Alexa
» Enrolled in the College of Business
» Cousin, Erik Lis, played at University of Evansville and was drafted by the Minnesota Twins
» Started a charity called Double Play for Baseball, which collects and distributes gently used baseball equipment to underprivileged baseball programs
» Credits his father for influencing his mental and physical side of the game as well as attending almost all his baseball games in his 14 years of playing.

CAREER STATISTICS

YEAR	AVG	GP	GS	AB	R	H	2B	3B	HR	RBI	TB	SLG%	BB	HBP	SO	GDP	OB%	SF	SH	SB	ATT	PO	A	E	FLD%
2016	.000	3	0	1	0	0	0	0	0	0	0	.000	0	0	0	0	.000	0	0	0	0	0	0	0	.000
2017	.167	17	0	12	5	2	2	0	0	0	4	.333	1	0	7	0	.231	0	0	0	1	6	0	0	1.000
TOTAL	**.154**	**20**	**0**	**13**	**5**	**2**	**2**	**0**	**0**	**0**	**4**	**.308**	**1**	**0**	**7**	**0**	**.214**	**0**	**0**	**0**	**1**	**6**	**0**	**0**	**1.000**

CAREER BIG TEN STATISTICS

YEAR	AVG	GP	GS	AB	R	H	2B	3B	HR	RBI	TB	SLG%	BB	HBP	SO	GDP	OB%	SF	SH	SB	ATT	PO	A	E	FLD%
2016	.000	3	0	1	0	0	0	0	0	0	0	.000	0	0	0	0	.000	0	0	0	0	0	0	0	.000
2017	.000	7	0	4	3	0	0	0	0	0	0	.000	0	0	4	0	.000	0	0	0	0	0	0	0	.000
TOTAL	**.000**	**10**	**0**	**5**	**3**	**0**	**0**	**0**	**0**	**0**	**0**	**.000**	**0**	**0**	**4**	**0**	**.000**	**0**	**0**	**0**	**0**	**0**	**0**	**0**	**.000**

HAFF GAME-BY-GAME

2017 - Redshirt Sophomore

Date	Opponent	GS	AB	R	H	RBI	2B	3B	HR	BB	IBB	SB	CS	HBP	SAC	SF	GDP	K	PO	A	E	Avg
Feb 17, 2017	Milwaukee		1	0	0	0	0	0	0	0	0	0	0	0	0	0	0	1	1	0	0	.000
Feb 17, 2017	Milwaukee		0	0	0	0	0	0	0	1	0	0	0	0	0	0	0	0	0	0	0	.000
Feb 18, 2017	Lamar		2	1	1	0	1	0	0	0	0	0	0	0	0	0	0	0	0	0	0	.500
Feb 25, 2017	Houston		1	0	0	0	0	0	0	0	0	0	0	0	0	0	0	1	0	0	0	.333
Mar 04, 2017	Florida Atlantic		0	0	0	0	0	0	0	0	0	0	0	0	0	0	0	0	3	0	0	.333
Mar 05, 2017	Florida Atlantic		2	0	1	0	1	0	0	0	0	0	0	0	0	0	0	0	3	0	0	.400
Mar 11, 2017	Coastal Carolina-1		0	0	0	0	0	0	0	0	0	0	1	0	0	0	0	0	0	0	0	.400
Mar 17, 2017	TOLEDO		1	0	0	0	0	0	0	0	0	0	0	0	0	0	0	1	0	0	0	.333
Mar 19, 2017	S. ILLINOIS		1	0	0	0	0	0	0	0	0	0	0	0	0	0	0	1	0	0	0	.286
Mar 24, 2017	MICHIGAN STATE-2		1	0	0	0	0	0	0	0	0	0	0	0	0	0	0	1	0	0	0	.250
Mar 26, 2017	MICHIGAN STATE		1	0	0	0	0	0	0	0	0	0	0	0	0	0	0	1	0	0	0	.222
Apr 18, 2017	W. MICHIGAN		1	0	0	0	0	0	0	0	0	0	0	0	0	0	0	0	0	0	0	.200
Apr 25, 2017	Bradley		0	1	0	0	0	0	0	0	0	0	0	0	0	0	0	0	0	0	0	.200
Apr 28, 2017	Minnesota		0	1	0	0	0	0	0	0	0	0	0	0	0	0	0	0	0	0	0	.200
Apr 29, 2017	Minnesota		1	1	0	0	0	0	0	0	0	0	0	0	0	0	0	1	0	0	0	.182
May 05, 2017	MARYLAND		0	0	0	0	0	0	0	0	0	0	0	0	0	0	0	0	0	0	0	.182
May 19, 2017	IOWA-1		0	1	0	0	0	0	0	0	0	0	0	0	0	0	0	0	0	0	0	.182
May 19, 2017	IOWA-2		1	0	0	0	0	0	0	0	0	0	0	0	0	0	0	1	0	0	0	.167
Totals		0	12	5	2	0	2	0	0	1	0	0	1	0	0	0	0	7	6	0	0	.167

2016 - Redshirt Freshman

Date	Opponent	GS	AB	R	H	RBI	2B	3B	HR	BB	IBB	SB	CS	HBP	SAC	SF	GDP	K	PO	A	E	Avg
May 07, 2016	Maryland-1		0	0	0	0	0	0	0	0	0	0	0	0	0	0	0	0	0	0	0	.000
May 15, 2016	Indiana		1	0	0	0	0	0	0	0	0	0	0	0	0	0	0	0	0	0	0	.000
May 19, 2016	MICHIGAN		0	0	0	0	0	0	0	0	0	0	0	0	0	0	0	0	0	0	0	.000
Totals		0	1	0	0	0	0	0	0	0	0	0	0	0	0	0	0	0	0	0	0	.000





CAREER BESTS

Innings pitched:
2.0 vs. Missouri, Feb. 26, 2017

Strikeouts:
4 vs. Milwaukee, Feb. 18, 2017

34 ZACK JONES

SOPHOMORE // LHP // 5-11 // 175 // L/L
DOWNERS GROVE, ILL. // DOWNERS GROVE SOUTH

FRESHMAN - 2017

» 0-3, 7.85 ERA, 20 APP, 18.1 IP, 11 BB, 17 SO, .297 BAA
» Worked as the primarily lefty reliever for most of the year

HIGH SCHOOL

» Two-year starter at Downers Grove South
» Team's Pitcher of the Year in 2016
» 5-1, 0.76 ERA, 46 IP, 5 ER, 40 SO, 5 BB as a senior
» 2016 All-Area team
» 2016 Perfect Game All-High School Team Central Region honorable mention
» Two-time IHSA All-Academic
» Two-time West Suburban All-Academic

THE JONES FILE

» Born August 7, 1998
» Parents are Julie and Rich Jones
» Mother, Julie Jones, attended Illinois
» Why Illinois: "I chose Illinois because I wanted a school that was equally as impressive academically as it is for baseball."

CAREER STATISTICS

YEAR	ERA	W	L	G	GS	CG	SHO	CBO	SV	IP	H	R	ER	BB	SO	2B	3B	HR	BF	AVG.	WP	HBP	BK	SFA	SFH
2017	7.85	0	3	20	0	0	0	0	0	18.1	22	17	16	11	17	7	0	4	90	.297	6	2	1	0	2
TOTAL	**7.85**	**0**	**3**	**20**	**0**	**0**	**0**	**0**	**0**	**18.1**	**22**	**17**	**16**	**11**	**17**	**7**	**0**	**4**	**90**	**.297**	**6**	**2**	**1**	**0**	**2**

CAREER BIG TEN STATISTICS

YEAR	ERA	W	L	G	GS	CG	SHO	CBO	SV	IP	H	R	ER	BB	SO	2B	3B	HR	BF	AVG.	WP	HBP	BK	SFA	SFH
2017	9.00	0	1	5	0	0	0	0	0	4.0	6	4	4	4	3	1	0	2	23	.333	1	0	0	0	0
TOTAL	**9.00**	**0**	**1**	**5**	**0**	**0**	**0**	**0**	**0**	**4.0**	**6**	**4**	**4**	**4**	**3**	**1**	**0**	**2**	**23**	**.333**	**1**	**0**	**0**	**0**	**0**

JONES GAME-BY-GAME

2017 - Freshman

Date	Opponent	GS	IP	H	R	ER	BB	SO	2B	3B	HR	WP	BK	HBP	IBB	Score	W	L	SV	ERA
Feb 18, 2017	Milwaukee		1.2	1	0	0	0	4	0	0	0	1	0	0	0	2-4	0	0	0	0.00
Feb 19, 2017	Lamar		1.2	1	1	1	1	1	1	0	0	0	0	0	1	1-2	0	1	0	2.70
Feb 25, 2017	Houston		1.0	1	0	0	0	2	1	0	0	0	0	0	0	5-11	0	1	0	2.08
Feb 26, 2017	MIZZOU		2.0	2	2	1	1	3	1	0	0	2	1	0	0	6-7	0	2	0	2.84
Mar 03, 2017	Florida Atlantic		0.2	2	0	0	0	0	0	0	0	0	0	1	0	10-11	0	2	0	2.57
Mar 05, 2017	Florida Atlantic		0.1	2	2	2	0	0	1	0	0	0	0	0	0	2-16	0	2	0	4.91
Mar 10, 2017	Coastal Carolina		0.0	1	0	0	0	0	0	0	0	0	0	0	0	7-6	0	2	0	4.91
Mar 11, 2017	Coastal Carolina-1		0.1	0	0	0	0	1	0	0	0	0	0	0	0	2-3	0	2	0	4.70
Mar 19, 2017	TOLEDO		1.1	3	6	6	3	0	0	0	2	1	0	1	0	4-10	0	2	0	10.00
Mar 21, 2017	ILLINOIS STATE		1.0	1	0	0	0	0	0	0	0	0	0	0	0	7-1	0	2	0	9.00
Mar 26, 2017	MICHIGAN STATE		0.2	2	3	3	1	1	0	0	2	1	0	0	0	6-17	0	2	0	10.97
Mar 28, 2017	BRADLEY		1.1	0	0	0	1	0	0	0	0	0	0	0	0	0-2	0	2	0	9.75
Apr 02, 2017	INDIANA STATE		0.2	0	0	0	0	0	0	0	0	0	0	0	0	5-2	0	2	0	9.24
Apr 04, 2017	MIZZOU		1.0	0	0	0	0	1	0	0	0	1	0	0	0	5-3	0	2	0	8.56
Apr 07, 2017	Michigan		0.1	1	1	1	2	0	1	0	0	0	0	0	0	8-9	0	3	0	9.00
Apr 11, 2017	Illinois State		0.1	1	2	2	1	1	1	0	0	0	0	0	0	6-5	0	3	0	10.05
Apr 18, 2017	W. MICHIGAN		1.0	1	0	0	0	1	1	0	0	0	0	0	0	13-3	0	3	0	9.39
Apr 28, 2017	Minnesota		0.0	1	0	0	1	0	0	0	0	0	0	0	0	4-5	0	3	0	9.39
May 05, 2017	MARYLAND		1.1	1	0	0	0	0	0	0	0	0	0	0	0	4-9	0	3	0	8.64
May 19, 2017	IOWA-1		1.2	1	0	0	0	2	0	0	0	0	0	0	0	12-8	0	3	0	7.85
Totals		0	18.1	22	17	16	11	17	7	0	4	6	1	2	1	109-134	0	3	0	7.85







32 JEFF KORTE

JUNIOR // C // 5-8 // 195 // L/R

MELBOURNE, FLA. // MELBOURNE // EASTERN FLORIDA STATE COLLEGE

JUNIOR COLLEGE (EASTERN FLORIDA STATE COLLEGE)

» Transferred to Illinois with two years of eligibility left

» .343, HR, 19 RBIs as a sophomore at Eastern Florida State College

HIGH SCHOOL

» Two-time all-state

»Two-time all-conference in high school

»Senior Florida All-Star

».480, 6 HR as a senior

».465, HR as a junior

»Led Melbourne to a 26-1 record as a junior

THE KORTE FILE

» Son of Richard and Marcelle Korte

» Two older brothers, Steve and Mike

» Brother, Mike, played baseball at Lipscomb

» Brother, Steve, played rugby at Florida

» Plans to major in communication

» Why Illinois: “Growing up in the south I watched a lot of college baseball. I quickly noticed how good of a program Illinois was from their previous seasons. The school has an opportunity to play in the College World Series every year and I just wanted to be apart of it. Also, playing in a Power 5 conference such as the Big Ten has always been a dream for me. After stepping foot on this beautiful campus I knew that Illinois was the perfect place to get my education.”





19 RYAN KUTT

FRESHMAN // RHP // 6-3 // 195 // R/R
ORLAND PARK, ILL. // BROTHER RICE

HIGH SCHOOL

» Started on varsity since freshman year
» 2016 Chicago Catholic Blue Conference Baseball Player of the Year
» 2016 IHSA Baseball All-State first team
» 2016 Louisville Slugger Baseball All-American first team
» 2016 Daily Southtown Newspaper Baseball Player of the Year
» 2016 Beverly Review Newspaper Baseball Player of the Year
» 2016 Upper Class Area Code Games Team
» 2016 Brother Rice George Sedleck Baseball Offensive Player of the Year
» 2016 Brother Rice Matt Kotheimer Award for Outstanding Pitcher of the Year
» 2016 Brother Rice High School Alumni Association Junior of the Year Finalist
» 2016 Phil Lawler Summer State All-Tournament Team
» 2015 Chicago Catholic Blue Conference All-Conference first team
» 2015 Under Class Area Code Games Team
» 2015 Brother Rice HS Matt Kotheimer Award for Outstanding Pitcher of the Year
» High Honor Roll
» Student Council
» Participated in "Pay it Forward" anti-bullying campaign

THE KUTT FILE

» Played for the Illinois Sparks summer team
» Played with Illini Michael Massey and Andrew Dyke at Brother Rice and for the Illinois Sparks
» Played with Illini Ben Troike for the Illinois Sparks
» Why Illinois: "I believed this institution offered an excellent educational opportunity and I felt a great connection with the baseball coaching staff."





17 JEREMIAH LEBRON

FRESHMAN // OF // 6-1 // 250 // R/R

BOLINGBROOK, ILL. // BOLINGBROOK

HIGH SCHOOL

» All-Southwest Suburban Blue as a junior
» .519, 6 HR, 26 RBIs as a junior
» Also played football in high school
» Starting running back for three years
» Football team offensive MVP as a sophomore
» Played high school football with Illini receiver Kendall Smith
» Order of the Arrow Honor Society
» Four-time All-Conference Academic Team
» Superior Award Illinois State Fair for Electricity
» 4-H Leadership
» Illinois State Leadership Blue Award

THE LEBRON FILE

» Born April 15, 1999
» Son of Jesus and Evelyn Lebron
» One older sister, Angelica
» Eagle Scout
» Why Illinois: “Because of its academic excellence and its welcoming family atmosphere.”



CAREER BESTS

Innings Pitched:
7.0 vs. Kentucky, April 28, 2015

Strikeouts:
4 at Cincinnati, April 21, 2015



43 SEAN LELAND

REDSHIRT JUNIOR // RHP // 6-4 // 210 // R/R
ORLAND PARK, ILL. // CARL SANDBURG // LOUISVILLE

JUNIOR - 2017

» Transferred to Illinois with two years of eligibility left
» Sat out the 2017 season due to NCAA transfer rules

SOPHOMORE - 2016 (LOUISVILLE)

» 0-0, 3.24 ERA, 8.1 IP, 4 H, 3 ER, 2 SO, 10 BB
» .143 opponent batting average

FRESHMAN - 2015 (LOUISVILLE)

» Louisville Slugger Freshman All-American
» 4-0, 2.05 ERA, 40.0 IP, 34 SO
» 20 appearances, four starts
» Perfect ninth inning against Cal State Fullerton in game two of NCAA Super Regional
» Wins against Clemson, Cincinnati, Wake Forest and Notre Dame

HIGH SCHOOL

» Three-year letterwinner in baseball and football
» 22-2 and 170 SO during high school career
» 7-2, 1.01 ERA, 1 SV, 66 SO as a senior
» 8-0, 1.63 ERA, 58 SO as a junior
» 7-0, 2.11 ERA, 47 SO as a sophomore
» All-area
» All-conference quarterback
» Academic all-area in baseball and football

THE LELAND FILE

» Born June 23, 1996
» Parents are Gene and Chris Leland
» Two siblings, Ryan and Jessica
» Uncle, Bob Piecki, and cousins, Jenny Piecki, Soctt Piecki and Eric Schultz attended the University of Illinois
» Majored in finance at Louisville
» Chose Illinois because of “the excellent academics paired with the competitive baseball program and a great coaching staff.”

CAREER STATISTICS

YEAR	ERA	W	L	G	GS	CG	SHO	CBO	SV	IP	H	R	ER	BB	SO	2B	3B	HR	BF	AVG.	WP	HBP	BK	SFA	SFH
2015	2.05	4	0	20	4	0	0	0	0	44.0	32	12	10	19	34	4	0	2	185	.203	5	4	0	3	1
2016	3.24	0	0	7	0	0	0	0	0	8.1	4	3	3	10	2	1	0	0	39	.143	0	1	0	0	0
TOTAL	**2.24**	**4**	**0**	**27**	**4**	**0**	**0**	**0**	**0**	**52.1**	**36**	**15**	**13**	**29**	**36**	**5**	**0**	**2**	**224**	**.194**	**5**	**5**	**0**	**3**	**1**



6 MICHAEL MASSEY

SOPHOMORE // 2B // 6-0 // 190 // R/R

PALOS PARK, ILL. // BROTHER RICE

CAREER BESTS

Hits:
3, 10 times

Doubles:
2, twice (vs. Iowa, May 18, 2017)

Triples:
1 at Rutgers, May 12, 2017

Home runs:
2 vs. Missouri, April 4, 2017

Total bases:
9 vs. Missouri, April 4, 2017

RBI:
4 vs. Missouri, April 4, 2017

Runs scored:
3 vs. W. Michigan, April 18, 2017

Stolen bases:
2 at Rutgers, May 14, 2017

POSITION STARTS

Position	Starts
Second Base	51

BATTING ORDER STARTS

Batting Order	Starts
No. 1	2
No. 2	6
No. 3	1
No. 4	22
No. 5	11
No. 6	9

FRESHMAN - 2017

» Baseball America Freshman All-America second team
» Collegiate Baseball Freshman All-America Team
» All-Big Ten third team second baseman
» Big Ten All-Freshman Team second baseman
» Illinois Athletics Newcomer of the Year nominee
» Only the fifth Big Ten freshman to win back-to-back Freshman of the Week awards since the award began in 2011
» Big Ten Freshman of the Week (May 1)
» Big Ten Freshman of the Week (April 24)
» Started all 51 games at second base
» .330 (69-209), 12 2B, 3B, 6 HR, 36 RBIs, 4-7 SB
» .354 (35-99), 4 2B, 3B, 2 HR, 12 RBIs in Big Ten games
» Fourth-most hits all-time for an Illinois freshman (69)
» Led Big Ten qualifying second basemen in batting average during conference games (.354)
» Helped Illinois lead the nation in double plays per game (1.16)
» Led Big Ten second basemen in hits during conference games (35)
» Led Big Ten freshmen in hits (69)
» Fourth-most homers by second basemen nominated for Freshman All-America
» Fourth among Big Ten freshmen in batting average (.330)
» Second in the Big Ten in strikeout rate (13.1 AB/SO)

HIGH SCHOOL

» Three-year letterwinner
» Team captain as a senior
» .380, 8 HR, 42 RBI, 17 SB, .965 fielding percentage as a senior
» .365, 5 HR, 33 RBI as a junior
» .333, team-best 18 SB, .978 fielding percentage as a sophomore
» No. 13 prospect in Illinois by Prep Baseball Report
» 2016 all-state third team
» 2015 and 2016 All-Chicago Catholic League
» 2016 all-area
» 2014 The Reporter Newspaper All-Area

THE MASSEY FILE

» Born March 22, 1998
» Parents are Lisa and Keith Massey
» Father, Keith Massey, played baseball at Illinois from 1983-86
» Uncles, Jeff Massey, Scott Massey and Ken Massey attended Illinois
» Brother, Andrew Massey, plays baseball at Concordia University Chicago
» Why Illinois: "I chose Illinois because I wanted to attend a university with a prestigious reputation for academics and baseball. I also chose Illinois because of the great coaching staff and top-notch playing facilities. My father played at U of I back in the mid-1980's so I was excited to have an opportunity to follow in his footsteps as he's been the biggest role model in my life."

CAREER STATISTICS

YEAR	AVG	GP	GS	AB	R	H	2B	3B	HR	RBI	TB	SLG%	BB	HBP	SO	GDP	OB%	SF	SH	SB	ATT	PO	A	E	FLD%
2017	.330	51	51	209	22	69	12	1	6	36	101	.483	10	1	16	5	.360	2	1	4	7	121	130	6	.977
TOTAL	**.330**	**51**	**51**	**209**	**22**	**69**	**12**	**1**	**6**	**36**	**101**	**.483**	**10**	**1**	**16**	**5**	**.360**	**2**	**1**	**4**	**7**	**121**	**130**	**6**	**.977**

CAREER BIG TEN STATISTICS

YEAR	AVG	GP	GS	AB	R	H	2B	3B	HR	RBI	TB	SLG%	BB	HBP	SO	GDP	OB%	SF	SH	SB	ATT	PO	A	E	FLD%
2017	.354	24	24	99	10	35	4	1	2	12	47	.475	5	1	7	1	.387	1	0	3	4	61	69	4	.970
TOTAL	**.354**	**24**	**24**	**99**	**10**	**35**	**4**	**1**	**2**	**12**	**47**	**.475**	**5**	**1**	**7**	**1**	**.387**	**1**	**0**	**3**	**4**	**61**	**69**	**4**	**.970**

MASSEY GAME-BY-GAME

2017 - Freshman

Date	Opponent	GS	AB	R	H	RBI	2B	3B	HR	BB	IBB	SB	CS	HBP	SAC	SF	GDP	K	PO	A	E	Avg
Feb 17, 2017	Milwaukee	*	4	2	3	0	1	0	0	0	0	0	0	0	0	0	0	0	0	2	0	.750
Feb 18, 2017	Milwaukee	*	5	0	1	1	0	0	0	0	0	0	0	0	0	0	0	0	2	2	0	.444
Feb 18, 2017	Lamar	*	3	0	1	0	0	0	0	0	0	0	0	0	0	0	0	0	1	1	0	.417
Feb 19, 2017	Lamar	*	5	0	1	0	0	0	0	0	0	0	0	0	0	0	0	0	3	2	0	.353
Feb 24, 2017	TAMUCC	*	5	0	2	3	2	0	0	1	0	0	0	0	0	0	0	0	3	8	0	.364
Feb 25, 2017	Houston	*	5	0	0	0	0	0	0	0	0	1	0	0	0	0	1	1	3	2	0	.296
Feb 26, 2017	MIZZOU	*	5	1	1	3	0	0	1	0	0	0	0	0	0	0	0	3	2	1	0	.281
Mar 03, 2017	Florida Atlantic	*	4	0	1	2	1	0	0	0	0	0	0	0	0	1	1	0	3	2	0	.278
Mar 04, 2017	Florida Atlantic	*	4	1	1	1	0	0	0	0	0	0	0	0	0	0	0	0	2	0	0	.275
Mar 05, 2017	Florida Atlantic	*	3	0	0	0	0	0	0	0	0	0	0	0	0	0	0	0	0	4	0	.256
Mar 10, 2017	Coastal Carolina	*	4	0	2	0	0	0	0	0	0	0	1	0	1	0	0	0	2	3	0	.277
Mar 11, 2017	Coastal Carolina-1	*	4	0	2	2	0	0	0	0	0	0	0	0	0	0	0	0	3	2	0	.294
Mar 11, 2017	Coastal Carolina-2	*	4	0	1	0	1	0	0	0	0	0	0	0	0	0	0	0	3	3	0	.291
Mar 17, 2017	TOLEDO	*	4	0	1	0	0	0	0	0	0	0	0	0	0	0	0	0	3	2	0	.288
Mar 18, 2017	S. ILLINOIS	*	4	0	0	0	0	0	0	0	0	0	0	0	0	0	1	0	1	0	1	.270
Mar 19, 2017	TOLEDO	*	3	1	1	0	0	0	0	0	0	0	0	0	0	0	1	0	1	3	0	.273
Mar 19, 2017	S. ILLINOIS	*	3	0	0	0	0	0	0	1	0	0	0	0	0	0	0	0	4	0	0	.261
Mar 21, 2017	ILLINOIS STATE	*	4	0	3	2	1	0	0	0	0	0	0	0	0	0	0	0	2	3	0	.288
Mar 24, 2017	MICHIGAN STATE-1	*	4	0	2	0	0	0	0	1	0	0	0	0	0	0	1	0	1	2	0	.299
Mar 24, 2017	MICHIGAN STATE-2	*	3	0	1	0	0	0	0	0	0	1	0	0	0	0	0	0	1	2	0	.300
Mar 26, 2017	MICHIGAN STATE	*	4	0	2	0	0	0	0	0	0	0	0	0	0	0	0	0	2	4	1	.310
Mar 28, 2017	BRADLEY	*	4	0	0	0	0	0	0	0	0	0	0	0	0	0	0	2	2	2	0	.295
Mar 31, 2017	INDIANA STATE	*	4	0	0	0	0	0	0	0	0	0	0	0	0	0	0	1	2	3	0	.283
Apr 01, 2017	INDIANA STATE	*	4	0	0	0	0	0	0	0	0	0	0	0	0	0	0	0	1	2	0	.271
Apr 02, 2017	INDIANA STATE	*	3	0	1	0	0	0	0	1	0	0	0	0	0	0	0	0	1	1	0	.273
Apr 04, 2017	MIZZOU	*	4	2	3	4	0	0	2	1	0	0	0	0	0	0	0	0	4	1	0	.291
Apr 07, 2017	Michigan	*	4	0	0	0	0	0	0	0	0	0	0	0	0	0	0	0	0	4	2	.280
Apr 08, 2017	Michigan	*	4	0	0	0	0	0	0	0	0	0	0	0	0	0	0	0	5	2	0	.270
Apr 09, 2017	Michigan	*	5	1	3	1	1	0	0	0	0	0	0	0	0	0	0	0	0	6	0	.284
Apr 11, 2017	Illinois State	*	4	0	1	2	1	0	0	1	0	0	0	0	0	0	0	1	4	2	0	.283
Apr 14, 2017	NORTHWESTERN	*	5	0	1	0	0	0	0	0	0	0	0	0	0	0	0	1	6	4	0	.280
Apr 15, 2017	NORTHWESTERN	*	4	1	1	0	1	0	0	0	0	0	0	0	0	0	0	0	5	3	0	.279
Apr 16, 2017	NORTHWESTERN	*	4	0	1	2	0	0	0	1	0	0	0	0	0	0	0	0	1	2	0	.278
Apr 18, 2017	W. MICHIGAN	*	4	3	3	3	1	0	1	0	0	0	0	0	0	0	0	0	1	3	1	.292
Apr 21, 2017	Purdue	*	5	0	3	1	0	0	0	0	0	0	0	0	0	0	0	0	5	0	0	.303
Apr 22, 2017	Purdue	*	3	0	1	0	0	0	0	0	0	0	0	0	0	0	0	0	4	4	1	.303
Apr 23, 2017	Purdue	*	4	0	1	0	0	0	0	0	0	0	0	0	0	0	0	0	1	2	0	.302
Apr 25, 2017	Bradley	*	5	1	3	0	0	0	0	0	0	0	1	0	0	0	0	0	3	4	0	.312
Apr 28, 2017	Minnesota	*	4	0	1	0	0	0	0	0	0	0	0	0	0	0	0	0	2	5	0	.310
Apr 29, 2017	Minnesota	*	4	1	3	0	0	0	0	0	0	0	0	1	0	0	0	0	1	3	0	.321
Apr 29, 2017	Minnesota	*	6	2	3	3	0	0	1	0	0	0	0	0	0	0	0	2	3	4	0	.327
May 02, 2017	S. Illinois	*	5	1	2	1	0	0	0	0	0	0	0	0	0	0	0	1	4	3	0	.329
May 05, 2017	MARYLAND	*	4	0	1	0	0	0	0	0	0	0	0	0	0	0	0	1	2	2	0	.328
May 06, 2017	MARYLAND	*	4	0	0	0	0	0	0	0	0	0	0	0	0	0	0	1	4	3	0	.320
May 07, 2017	MARYLAND	*	3	1	1	2	0	0	1	1	0	0	0	0	0	0	1	0	2	3	1	0	.321
May 12, 2017	Rutgers-1	*	4	0	0	0	0	0	0	0	0	0	0	0	0	0	0	0	5	2	0	.314
May 12, 2017	Rutgers-2	*	4	1	2	0	0	1	0	1	0	0	0	0	0	0	0	0	1	2	0	.318
May 14, 2017	Rutgers	*	4	2	2	0	0	0	0	1	0	2	0	0	0	0	0	0	5	5	0	.321
May 18, 2017	IOWA	*	5	0	2	0	2	0	0	0	0	0	0	0	0	0	0	0	1	4	0	.323
May 19, 2017	IOWA-1	*	5	1	3	3	0	0	0	0	0	0	0	0	0	0	0	0	1	2	0	.330
May 19, 2017	IOWA-2	*	3	0	1	0	0	0	0	0	0	0	1	0	0	0	0	0	2	1	0	.330
Totals		51	209	22	69	36	12	1	6	10	0	4	3	1	1	2	5	16	121	130	6	.330







12 MICHAEL MICHALAK

JUNIOR // 3B // 6-3 // 180 // R/R

ROCHESTER, MINN. // MAYO // DES MOINES AREA CC

JUNIOR COLLEGE (DES MOINES AREA CC)

» Transferred to Illinois with two years of eligibility left
» .366/.456/.624, 9 HR, 17 2B, 2 3B, 46 RBI, 17 SB, 53 G as a sophomore
» .359/.442/.595, 9 HR, 15 2B, 2 3B, 50 RBI, 11 SB, 54 G as a freshman

HIGH SCHOOL

» Three-year letterwinner in baseball
» 2015 all-state
» Two-time all-conference and all-section
» Played with Illini Jackson Douglas in high school
» Also played football in high school
» Three-year starter as a wide receiver
» School-record holder for receiving yards in a game, season and career
» Associated Press All-State second team as a senior
» Football team MVP as a senior
» Mayo Fall Male Athlete of the Season
» 2014 MFCA Academic All-State

THE MICHALAK FILE

» Born July 12, 1997
» Son of Greg and Sylvia Michalak
» Older sister, Amber
» Plans to major in kinesiology
» Has been on three church mission trips
» Played for the Rochester Honkers along with Illini teammate Ryan Thompson in the Summer of 2017
» Why Illinois: “The scholarship I was offered and the situation with the baseball program and me makes it a good fit. Academically, Illinois is a prestigious school in a Power 5 conference. The campus and facilities are very impressive. On my visit, I was treated great and they made it easy for me to choose Illinois over anyone else.”





18 KELLEN SARVER

FRESHMAN // C/3B // 6-1 // 205 // L/R
CHAMPAIGN, ILL. // CENTENNIAL

HIGH SCHOOL

» All-Big 12 first team
» All-region first team
» Also wrestled in high school

THE SARVER FILE

» Born November 25, 1998
» Son of Jeff and Andrea Sarver
» One younger brother, Joel
» Plans to coach following his playing career
» Played summer ball with Illini Jimmy Burnette
» Why Illinois: "I grew up watching Illinois baseball and I could always picture myself playing for them. I also loved the school and the environment that it is in."



CAREER BESTS

Innings pitched:
3.1 at Minnesota, April 29, 2017

Strikeouts:
3, twice (at Minnesota, April 29, 2017)

13 RYAN SCHMITT

SOPHOMORE // RHP // 5-9 // 200 // R/R
HARTLAND, WIS. // ARROWHEAD

FRESHMAN - 2017

» 5-2, 5.87 ERA, 1 SV, 22 APP, 30.2 IP, 16 BB, 23 SO, .232 BAA
» 4-1, 7.71 ERA, 10 APP, 16.1 IP, 13 BB, 13 SO, .283 BAA
» Led the team in wins (5)
» Led the team in wins during Big Ten games (4)
» All 22 appearances were out of the bullpen
» Pitched a 1-2-3 inning in college debut at Florida Atlantic 3/4/17
» Ranked No. 20 freshman in the Big Ten during the preseason by Perfect Game

HIGH SCHOOL

» Two-year letterwinner
» Team captain as a senior
» 12-0, 0.54 ERA, 64 IP, 30 H, 85 K, 12 B as a senior
» Threw five shutouts and one no-hitter as a senior
» 2016 all-state first team, all-conference first team and all-district
» 2016 Wisconsin Senior Pitcher of the Year
» 2016 Wisconsin State Pitcher of the Year
» Perfect Game All-American Central Region Preseason first team
» 8-0, 0.29 ERA, 48.2 IP, 75 SO, 13 BB as a junior
» All-Wisconsin Little Ten second team

THE SCHMITT FILE

» Born August 28, 1997
» Parents are Brian and Jackie Schmitt
» Why Illinois: "I visited Illinois in early July this past summer and I immediately fell in love with everything about it. From coaches to the campus, everything was perfect. I knew it was where I wanted to be."

CAREER STATISTICS

YEAR	ERA	W	L	G	GS	CG	SHO	CBO	SV	IP	H	R	ER	BB	SO	2B	3B	HR	BF	AVG.	WP	HBP	BK	SFA	SFH
2017	5.87	5	2	22	0	0	0	0	1	30.2	26	21	20	16	23	5	0	5	136	.232	3	2	2	2	4
TOTAL	**5.87**	**5**	**2**	**22**	**0**	**0**	**0**	**0**	**1**	**30.2**	**26**	**21**	**20**	**16**	**23**	**5**	**0**	**5**	**136**	**.232**	**3**	**2**	**2**	**2**	**4**

CAREER BIG TEN STATISTICS

YEAR	ERA	W	L	G	GS	CG	SHO	CBO	SV	IP	H	R	ER	BB	SO	2B	3B	HR	BF	AVG.	WP	HBP	BK	SFA	SFH
2017	7.71	4	1	10	0	0	0	0	0	16.1	17	14	14	13	13	3	0	1	80	.283	2	1	0	2	4
TOTAL	**7.71**	**4**	**1**	**10**	**0**	**0**	**0**	**0**	**0**	**16.1**	**17**	**14**	**14**	**13**	**13**	**3**	**0**	**1**	**80**	**.283**	**2**	**1**	**0**	**2**	**4**

SCHMITT GAME-BY-GAME

2017 - Freshman

Date	Opponent	GS	IP	H	R	ER	BB	SO	2B	3B	HR	WP	BK	HBP	IBB	Score	W	L	SV	ERA
Mar 04, 2017	Florida Atlantic		1.0	0	0	0	0	1	0	0	0	0	0	0	0	14-4	0	0	0	0.00
Mar 10, 2017	Coastal Carolina		1.0	0	0	0	1	1	0	0	0	0	0	0	0	7-6	0	0	1	0.00
Mar 11, 2017	Coastal Carolina-1		0.1	2	2	2	0	0	0	0	2	0	0	0	0	2-3	0	1	1	7.71
Mar 18, 2017	S. ILLINOIS		2.2	3	1	0	0	2	1	0	0	1	1	0	0	5-8	0	1	1	3.60
Mar 21, 2017	ILLINOIS STATE		1.0	0	0	0	0	2	0	0	0	0	0	0	0	7-1	0	1	1	3.00
Mar 24, 2017	MICHIGAN STATE-1		0.2	1	3	3	4	0	0	0	0	0	0	0	0	4-12	0	1	1	6.75
Mar 26, 2017	MICHIGAN STATE		1.0	0	0	0	0	1	0	0	0	0	0	0	0	6-17	0	1	1	5.87
Mar 28, 2017	BRADLEY		1.0	0	0	0	0	1	0	0	0	0	0	1	0	0-2	0	1	1	5.19
Mar 31, 2017	INDIANA STATE		2.0	1	1	1	0	0	0	0	1	0	1	0	0	6-4	0	1	1	5.06
Apr 02, 2017	INDIANA STATE		1.0	0	0	0	0	0	0	0	0	0	0	0	0	5-2	0	1	1	4.63
Apr 04, 2017	MIZZOU		1.0	1	1	1	0	1	0	0	1	0	0	0	0	5-3	0	1	1	4.97
Apr 09, 2017	Michigan		0.2	1	0	0	0	1	0	0	0	0	0	0	0	7-5	0	1	1	4.72
Apr 11, 2017	Illinois State		0.2	2	2	2	2	0	1	0	0	0	0	0	0	6-5	0	1	1	5.79
Apr 14, 2017	NORTHWESTERN		1.0	0	0	0	1	2	0	0	0	0	0	0	0	4-3	1	1	1	5.40
Apr 16, 2017	NORTHWESTERN		1.1	6	4	4	1	2	1	0	0	0	0	0	0	10-8	2	1	1	7.16
Apr 21, 2017	Purdue		2.1	4	1	1	0	3	1	0	0	0	0	0	0	2-4	2	1	1	6.75
Apr 25, 2017	Bradley		1.2	0	0	0	0	2	0	0	0	0	0	0	0	8-6	3	1	1	6.20
Apr 29, 2017	Minnesota		3.1	3	0	0	1	3	1	0	0	0	0	0	0	9-5	4	1	1	5.32
May 02, 2017	Southern Illinois		1.0	0	0	0	0	0	0	0	0	0	0	0	0	6-5	4	1	1	5.11
May 06, 2017	MARYLAND		2.0	0	0	0	0	1	0	0	0	0	0	0	0	6-2	4	1	1	4.72
May 12, 2017	Rutgers-1		1.2	1	5	5	4	0	0	0	1	2	0	0	1	3-8	4	2	1	6.04
May 19, 2017	IOWA-1		2.1	1	1	1	2	0	0	0	0	0	0	1	0	12-8	5	2	1	5.87
Totals		0	30.2	26	21	20	16	23	5	0	5	3	2	2	1	134-121	5	2	1	5.87





CAREER BESTS

Innings pitched:
5.1 at Milwaukee, Feb. 18, 2017

Strikeouts:
5 vs. Maryland, May 5, 2017

44 QUINTEN SEFCIK

REDSHIRT JUNIOR // RHP // 6-1 // 210 // R/R
WAUCONDA, ILL. // CARMEL CATHOLIC

REDSHIRT SOPHOMORE - 2017

» 3-3, 4.53 ERA, 19 APP, 2 GS, 43.2 IP, 27 BB, 24 SO, .242 BAA
» 0-0, 3.86 ERA, 8 APP, 21.0 IP, 17 BB, 14 SO, .192 BAA during Big Ten games
» Second on the team in ERA during Big Ten games (3.86)
» Wins against Coastal Carolina 3/10/17, Toledo 3/17/17 and Indiana State 4/2/17
» Career-best 5 1/3 innings pitched and 24 batters faced against Milwaukee 2/18/17
» Career-best 5 strikeouts against No. 24 Maryland 5/5/17

REDSHIRT FRESHMAN - 2016

» 0-0, 6.46 ERA, 15.1 IP, 22 H, 11 ER, 11 BB, 10 SO
» Eight appearances, two starts
» Starts vs. Eastern Illinois and Southern Illinois
» Allowed one or zero runs in five of eight appearances
» Redshirted the 2015 season

HIGH SCHOOL

» Earned all-area honors by Daily Herald and Pioneer Press in 2014 along with being an ESCC all-conference selection
» Named to Top 100 players by the Chicago Tribune
» Lettered in baseball all four years
» Struck out 15 Glenbrook South batters in a game during his senior season in 2014
» Took eighth place at Jupiter Nationals in 2013 as a part of the Chicago Scout Team
» Honorable mention Honor Society during all four years

THE SEFCIK FILE

» Born November 26, 1995
» Parents are Jeff and Christy Sefcik
» Dad, Jeff Sefcik, played first and third base for Coastal Carolina University in 1988-1989
» Nickname is “Q”
» Credits his dad for getting him into baseball through watching him coach high school baseball
» Also credits his grandpa for helping him become the athlete he is today
» Favorite Illini heroes are Pat Arlis and Frank Williams

CAREER STATISTICS

YEAR	ERA	W	L	G	GS	CG	SHO	CBO	SV	IP	H	R	ER	BB	SO	2B	3B	HR	BF	AVG.	WP	HBP	BK	SFA	SFH
2016	6.46	0	0	8	2	0	0	0	0	15.1	22	11	11	11	10	7	0	0	78	.338	2	2	0	0	0
2017	4.53	3	3	19	2	0	0	0	0	43.2	38	29	22	27	24	4	1	3	203	.242	7	11	3	4	3
TOTAL	**5.03**	**3**	**3**	**27**	**4**	**0**	**0**	**0**	**0**	**59.0**	**60**	**40**	**33**	**38**	**34**	**11**	**1**	**3**	**281**	**.270**	**9**	**13**	**3**	**4**	**3**

CAREER BIG TEN STATISTICS

YEAR	ERA	W	L	G	GS	CG	SHO	CBO	SV	IP	H	R	ER	BB	SO	2B	3B	HR	BF	AVG.	WP	HBP	BK	SFA	SFH
2016	5.40	0	0	2	0	0	0	0	0	1.2	3	1	1	4	1	2	0	0	11	.429	0	0	0	0	0
2017	3.86	0	0	8	0	0	0	0	0	21.0	14	12	9	17	14	2	1	1	97	.192	6	4	0	2	1
TOTAL	**3.97**	**0**	**0**	**10**	**0**	**0**	**0**	**0**	**0**	**22.2**	**17**	**13**	**10**	**21**	**15**	**4**	**1**	**1**	**108**	**.213**	**6**	**4**	**0**	**2**	**1**

SEFCIK GAME-BY-GAME

2017 - Redshirt Sophomore

Date	Opponent	GS	IP	H	R	ER	BB	SO	2B	3B	HR	WP	BK	HBP	IBB	Score	W	L	SV	ERA
Feb 18, 2017	Milwaukee	*	5.1	5	4	3	3	2	1	0	1	1	1	1	0	2-4	0	1	0	5.06
Feb 25, 2017	Houston	*	3.1	9	7	7	1	2	1	0	0	0	2	3	0	5-11	0	2	0	10.38
Mar 10, 2017	Coastal Carolina		1.1	1	0	0	1	1	0	0	0	0	0	0	0	7-6	1	2	0	9.00
Mar 11, 2017	Coastal Carolina-2		1.0	1	3	1	1	1	0	0	0	0	0	0	0	0-6	1	3	0	9.00
Mar 17, 2017	TOLEDO		2.2	0	0	0	0	2	0	0	0	0	0	0	0	11-5	2	3	0	7.24
Mar 19, 2017	S. ILLINOIS		1.0	1	0	0	0	0	0	0	0	0	0	1	0	1-3	2	3	0	6.75
Mar 21, 2017	ILLINOIS STATE		2.0	3	1	1	1	1	0	0	0	0	0	1	0	7-1	2	3	0	6.48
Mar 24, 2017	MICHIGAN STATE-2		2.0	4	3	3	1	2	1	0	1	2	0	0	0	1-12	2	3	0	7.23
Mar 28, 2017	BRADLEY		0.2	1	1	0	0	0	0	0	0	0	0	0	0	0-2	2	3	0	6.98
Apr 02, 2017	INDIANA STATE		3.1	2	1	1	1	1	0	0	1	0	0	1	0	5-2	3	3	0	6.35
Apr 07, 2017	Michigan		2.0	0	1	0	1	2	0	0	0	0	0	0	0	8-9	3	3	0	5.84
Apr 11, 2017	Illinois State		1.0	0	0	0	1	0	0	0	0	0	0	0	0	6-5	3	3	0	5.61
Apr 15, 2017	NORTHWESTERN		4.2	0	0	0	1	2	0	0	0	0	0	3	0	4-11	3	3	0	4.75
Apr 22, 2017	Purdue		2.0	3	2	0	2	1	0	0	0	0	0	1	0	1-4	3	3	0	4.45
Apr 29, 2017	Minnesota		1.0	2	4	4	3	0	1	0	0	2	0	0	0	9-5	3	3	0	5.40
May 02, 2017	Southern Illinois		1.0	1	0	0	1	0	0	0	0	0	0	0	0	6-5	3	3	0	5.24
May 05, 2017	MARYLAND		3.2	2	1	1	4	5	0	1	0	1	0	0	0	4-9	3	3	0	4.97
May 14, 2017	Rutgers		1.0	0	0	0	1	0	0	0	0	0	0	0	0	7-8	3	3	0	4.85
May 18, 2017	IOWA		4.2	3	1	1	4	2	0	0	0	1	0	0	0	5-6	3	3	0	4.53
Totals		2	43.2	38	29	22	27	24	4	1	3	7	3	11	0	89-114	3	3	0	4.53

2016 - Redshirt Freshman

Date	Opponent	GS	IP	H	R	ER	BB	SO	2B	3B	HR	WP	BK	HBP	IBB	Score	W	L	SV	ERA
Feb 19, 2016	Tulane		1.0	1	0	0	0	1	0	0	0	0	0	0	0	5-6	0	0	0	0.00
Mar 11, 2016	UNCG		1.0	5	6	6	2	1	3	0	0	1	0	0	0	9-20	0	0	0	27.00
Apr 05, 2016	E. ILLINOIS	*	4.0	7	2	2	1	1	1	0	0	0	0	0	0	9-7	0	0	0	12.00
Apr 12, 2016	ILLINOIS STATE		2.0	0	0	0	0	1	0	0	0	0	0	0	0	7-1	0	0	0	9.00
Apr 15, 2016	SAINT LOUIS		1.0	0	0	0	1	1	0	0	0	0	0	1	0	6-4	0	0	0	8.00
Apr 23, 2016	OHIO STATE		0.2	2	0	0	1	0	1	0	0	0	0	0	0	1-9	0	0	0	7.45
May 01, 2016	MINNESOTA		1.0	1	1	1	3	1	1	0	0	0	0	0	0	6-14	0	0	0	7.59
May 04, 2016	S. ILLINOIS	*	4.2	6	2	2	3	4	1	0	0	1	0	1	0	6-3	0	0	0	6.46
Totals		2	15.1	22	11	11	11	10	7	0	0	2	0	2	0	49-64	0	0	0	6.46





16 LUKE SHILLING

JUNIOR // RHP // 6-5 // 245 // R/R

CLARKSTON, MICH. // NOTRE DAME PREP

SOPHOMORE - 2017

» 3-3, 4.53 ERA, 19 APP, 2 GS, 43.2 IP, 27 BB, 24 SO, .242 BAA
» 0-0, 3.86 ERA, 8 APP, 21.0 IP, 17 BB, 14 SO, .192 BAA during Big Ten games
» Second on the team in ERA during Big Ten games (3.86)
» Wins against Coastal Carolina 3/10/17, Toledo 3/17/17 and Indiana State 4/2/17
» Career-best 5 1/3 innings pitched and 24 batters faced against Milwaukee 2/18/17
» Career-best 5 strikeouts against No. 24 Maryland 5/5/17

FRESHMAN - 2016

» 20 games played, 14 starts
» 11 starts at DH, three starts at first base
» .176 (9-51), 7 R, 3 2B, HR, 7 RBI
» 0-0, 6.75 ERA, 2.2 IP, 1 H, 2 ER, 4 BB, 1 SO
» First career home run March 4 vs. Central Michigan in first career start
» First career pitching outing April 23 vs. Ohio State (0.2 IP, 2 ER)
» Two hits April 29 vs. Eastern Illinois
» Four-game hitting streak April 2-9

HIGH SCHOOL

» 2015 MLB Draft - Texas Rangers - 20th round
» Four-time letterwinner at Pontiac Notre Dame Prep
» .400, 6 HR as a senior
» 7-1, 0.73 ERA, 102 SO as a senior
» .427, 8 HR as a junior
» 2015 Perfect Game All-America first team
» 2015 NABF All-America first team
» 2015 Michigan Gatorade Player of the Year

THE SHILLING FILE

» Born November 18, 1997
» Parents are Jed and Nancy Shilling
» Enrolled in the College of Business
» Father, Jed, played baseball at Eastern Michigan from 1981-84
» Started considering Illinois towards the end of the recruiting process
» Chose Illinois because, "As soon as I stepped on campus, I knew this was the place I wanted to be. The coaches were so welcoming, and the prior success and tradition of the baseball program were also huge factors."

CAREER BESTS

PITCHING
Innings pitched:
6.0 vs. Southern Illinois, March 19, 2017

Strikeouts:
8 vs. Southern Illinois, March 19, 2017

HITTING
Hits:
2 vs. EIU, April 19, 2016

Doubles:
1, three times (at EIU, April 19, 2016)

Home Runs:
1 vs. Central Michigan, March 4, 2016

Runs:
2 vs. Iowa, April 9, 2016

RBI:
3 vs. Central Michigan, March 4, 2016

Walks:
2 vs. UNC Greensboro, March 11, 2016

POSITION STARTS

Position	Starts
Designated Hitter	11
Pitcher	7
First Base	3

BATTING ORDER STARTS

Batting Order	Starts
No. 5	3
No. 6	4
No. 7	7

CAREER STATISTICS

YEAR	ERA	W	L	G	GS	CG	SHO	CBO	SV	IP	H	R	ER	BB	SO	2B	3B	HR	BF	AVG.	WP	HBP	BK	SFA	SFH
2016	6.75	0	0	3	0	0	0	0	0	2.2	1	2	2	4	1	0	0	0	12	.167	2	0	0	1	1
2017	7.14	1	2	7	7	0	0	0	0	29.0	25	26	23	37	30	2	1	9	144	.243	7	4	0	0	0
TOTAL	**7.11**	**1**	**2**	**10**	**7**	**0**	**0**	**0**	**0**	**31.2**	**26**	**28**	**25**	**41**	**31**	**2**	**1**	**9**	**156**	**.239**	**9**	**4**	**0**	**1**	**1**

YEAR	AVG	GP	GS	AB	R	H	2B	3B	HR	RBI	TB	SLG%	BB	HBP	SO	GDP	OB%	SF	SH	SB	ATT	PO	A	E	FLD%
2016	.176	20	14	51	7	9	3	0	1	7	15	.294	7	1	12	0	.283	1	0	0	0	25	0	0	1.000
TOTAL	**.176**	**20**	**14**	**51**	**7**	**9**	**3**	**0**	**1**	**7**	**15**	**.294**	**7**	**1**	**12**	**0**	**.283**	**1**	**0**	**0**	**0**	**25**	**0**	**0**	**1.000**

CAREER BIG TEN STATISTICS

YEAR	ERA	W	L	G	GS	CG	SHO	CBO	SV	IP	H	R	ER	BB	SO	2B	3B	HR	BF	AVG.	WP	HBP	BK	SFA	SFH
2016	6.75	0	0	3	0	0	0	0	0	2.2	1	2	2	4	1	0	0	0	12	.167	2	0	0	1	1
2017	15.75	0	1	1	1	0	0	0	0	4.0	7	9	7	2	4	1	0	6	22	.350	0	0	0	0	0
TOTAL	**12.15**	**0**	**1**	**4**	**1**	**0**	**0**	**0**	**0**	**6.2**	**8**	**11**	**9**	**6**	**5**	**1**	**0**	**6**	**34**	**.308**	**2**	**0**	**0**	**1**	**1**

YEAR	AVG	GP	GS	AB	R	H	2B	3B	HR	RBI	TB	SLG%	BB	HBP	SO	GDP	OB%	SF	SH	SB	ATT	PO	A	E	FLD%
2016	.125	11	8	32	3	4	0	0	0	2	4	.125	1	1	3	0	.171	1	0	0	0	0	0	0	.000
TOTAL	**.125**	**11**	**8**	**32**	**3**	**4**	**0**	**0**	**0**	**2**	**4**	**.125**	**1**	**1**	**3**	**0**	**.171**	**1**	**0**	**0**	**0**	**0**	**0**	**0**	**.000**

SHILLING GAME-BY-GAME

PITCHING

2017 - Sophomore

Date	Opponent	GS	IP	H	R	ER	BB	SO	2B	3B	HR	WP	BK	HBP	IBB	Score	W	L	SV	ERA
Feb 17, 2017	Milwaukee	*	5.0	3	1	1	6	6	0	0	0	2	0	2	0	10-2	1	0	0	1.80
Feb 24, 2017	TAMUCC	*	4.0	3	4	4	7	1	0	0	0	0	0	2	0	15-14	1	0	0	5.00
Mar 03, 2017	Florida Atlantic	*	3.0	5	7	7	6	2	0	0	2	1	0	0	0	10-11	1	0	0	9.00
Mar 11, 2017	Coastal Carolina-2	*	5.0	0	1	0	7	6	0	0	0	1	0	0	0	0-6	1	0	0	6.35
Mar 19, 2017	S. ILLINOIS	*	6.0	5	3	3	5	8	1	1	1	2	0	0	0	1-3	1	1	0	5.87
Mar 26, 2017	MICHIGAN STATE	*	4.0	7	9	7	2	4	1	0	6	0	0	0	0	6-17	1	2	0	7.33
Apr 02, 2017	INDIANA STATE	*	2.0	2	1	1	4	3	0	0	0	1	0	0	0	5-2	1	2	0	7.14
Totals		7	29.0	25	26	23	37	30	2	1	9	7	0	4	0	47-55	1	2	0	7.14

2016 - Freshman

Date	Opponent	GS	IP	H	R	ER	BB	SO	2B	3B	HR	WP	BK	HBP	IBB	Score	W	L	SV	ERA
Apr 23, 2016	OHIO STATE		0.2	0	2	2	2	0	0	0	0	1	0	0	0	1-9	0	0	0	27.00
May 01, 2016	MINNESOTA		1.0	1	0	0	1	0	0	0	0	1	0	0	0	6-14	0	0	0	10.80
May 15, 2016	Indiana		1.0	0	0	0	1	1	0	0	0	0	0	0	0	1-4	0	0	0	6.75
Totals		0	2.2	1	2	2	4	1	0	0	0	2	0	0	0	8-27	0	0	0	6.75

HITTING

2016 - Freshman

Date	Opponent	GS	AB	R	H	RBI	2B	3B	HR	BB	IBB	SB	CS	HBP	SAC	SF	GDP	K	PO	A	E	Avg
Feb 20, 2016	Tulane		1	0	0	0	0	0	0	0	0	0	0	0	0	0	0	1	0	0	0	.000
Mar 04, 2016	C. Michigan	*	4	1	1	3	0	0	1	0	0	0	0	0	0	0	0	3	9	0	0	.200
Mar 11, 2016	UNCG	*	1	1	0	0	0	0	0	2	0	0	0	0	0	0	0	1	9	0	0	.167
Mar 18, 2016	N. Illinois	*	2	0	0	0	0	0	0	0	0	0	0	0	0	0	0	2	7	0	0	.125
Apr 02, 2016	Nebraska	*	4	0	1	0	0	0	0	0	0	0	0	0	0	0	0	0	0	0	0	.167
Apr 03, 2016	Nebraska	*	5	1	1	0	0	0	0	0	0	0	0	0	0	0	0	2	0	0	0	.176
Apr 05, 2016	E. ILLINOIS	*	3	1	1	1	1	0	0	1	0	0	0	0	0	0	0	0	0	0	0	.200
Apr 09, 2016	Iowa-1		1	0	1	1	0	0	0	0	0	0	0	0	0	0	0	0	0	0	0	.238
Apr 09, 2016	Iowa-2	*	3	2	0	0	0	0	0	1	0	0	0	0	0	0	0	0	0	0	0	.208
Apr 10, 2016	Iowa		1	0	0	0	0	0	0	0	0	0	0	0	0	0	0	0	0	0	0	.200
Apr 15, 2016	SAINT LOUIS		0	0	0	0	0	0	0	1	0	0	0	0	0	0	0	0	0	0	0	.200
Apr 17, 2016	SAINT LOUIS	*	3	1	1	1	1	0	0	1	0	0	0	0	0	0	0	0	0	0	0	.214
Apr 19, 2016	Eastern Illinois	*	4	0	2	0	1	0	0	1	0	0	0	0	0	0	0	1	0	0	0	.250
Apr 22, 2016	OHIO STATE	*	5	0	0	0	0	0	0	0	0	0	0	1	0	0	0	0	0	0	0	.216
Apr 23, 2016	OHIO STATE	*	2	0	0	1	0	0	0	0	0	0	0	0	0	1	0	0	0	0	0	.205
Apr 29, 2016	MINNESOTA-1	*	4	0	1	0	0	0	0	0	0	0	0	0	0	0	0	0	0	0	0	.209
May 04, 2016	S. ILLINOIS		1	0	0	0	0	0	0	0	0	0	0	0	0	0	0	1	0	0	0	.205
May 08, 2016	Maryland		2	0	0	0	0	0	0	0	0	0	0	0	0	0	0	0	0	0	0	.196
May 14, 2016	Indiana	*	2	0	0	0	0	0	0	0	0	0	0	0	0	0	0	0	0	0	0	.188
May 19, 2016	MICHIGAN	*	3	0	0	0	0	0	0	0	0	0	0	0	0	0	0	1	0	0	0	.176
Totals		14	51	7	9	7	3	0	1	7	0	0	0	1	0	1	0	12	25	0	0	.176





25 MARK SKONIECZNY

SENIOR // C // 5-11 // 220 // R/R

ALGONQUIN, ILL. // HUNTLEY

CAREER BESTS

Hits:
3 at Minnesota, April 29, 2017

Doubles:
1, four times

Triples:
1, three times (at Rutgers, May 14, 2017)

Home runs:
1, twice (vs. Maryland, May 7, 2017)

Total bases:
5, twice (vs. Maryland, May 7, 2017)

RBI:
3, twice (at Rutgers, May 14, 2017)

Runs scored:
1, 16 times

Stolen bases:
1 at Bradley, Apr 25, 2017

POSITION STARTS

Position	Starts
Catcher	28
Designated Hitter	3

BATTING ORDER STARTS

Batting Order	Starts
No. 5	9
No. 6	11
No. 7	4
No. 8	5
No. 9	2

JUNIOR -2017

» Academic All-Big Ten
» Played in 28 games and started 23 at catcher
» .228 (21-92), 12 R, 2 2B, 2 3B, 2 HR, 11 RBIs
» Threw out nine of 34 base stealers
» Nine caught stealing was ninth in the Big Ten
» Five multi-hit games
» Three multi-RBI games
» Walk-off home run to beat No. 24 Maryland 5/7/17
» Also homered against Western Michigan 4/18/17
» Career-long five-game hitting streak April 29-May 7

SOPHOMORE - 2016

» Academic All-Big Ten
» 17 games played, eight starts
» Five starts at catcher, three starts at DH
» .139 (5-36), 4 R, 2B, 3B, 8 RBIs, 6 BB, 9 SO
» Two-RBI games vs. Tulane (Feb. 19) and Illinois State (March 22 and April 12)
» Pinch-hit two-RBI double at Tulane Feb. 19 in the season opener
» Triple vs. Illinois State April 12

FRESHMAN - 2015

» Played in 13 games, hitting .222 with two RBI
» First career double vs. Rutgers (5/10)
» Made his first career start against Kent State (3/1), recording a hit and RBI
» First collegiate at-bat when he pinch-hit at Lamar (2/14)

HIGH SCHOOL

» All-area in 2013 and 2014 by the Sun Times, Northwest Herald, and Daily Herald
» IHBCA All-State
» Two-time Fox Valley All-Conference
» Two-sport athlete, lettering three times in baseball and twice in football
» .378 with two home runs and an area-best 33 RBI as a senior to go along with a .988 fielding percentage as a catcher
» .445 as a junior with eight home runs and 37 RBI
» .350 with four home runs and 30 RBI as a sophomore
» Member of the 2013 and 2014 Fox Valley Conference champion teams
» .666 with three triples, four doubles and a home run during the 2013 state tournament

THE SKONIECZNY FILE

» Born Jan. 6, 1996
» Full name is Mark Anthony Skonieczny
» Nickname is "Skony"
» Parents are Mike and Lorie Skonieczny
» One brother, Matt
» His dad influenced his athletic career the most because he always pushed him to be the best player he could be no matter what sport he was playing

CAREER STATISTICS

YEAR	AVG	GP	GS	AB	R	H	2B	3B	HR	RBI	TB	SLG%	BB	HBP	SO	GDP	OB%	SF	SH	SB	ATT	PO	A	E	FLD%
2015	.222	13	1	9	0	2	1	0	0	2	3	.333	0	1	3	0	.300	0	0	0	0	11	2	1	.929
2016	.139	17	8	36	4	5	1	1	0	8	8	.222	6	0	9	0	.262	0	0	0	1	41	3	0	1.000
2017	.228	28	23	92	12	21	2	2	2	11	33	.359	5	2	23	0	.280	1	1	1	1	153	23	3	.983
TOTAL	**.204**	**58**	**32**	**137**	**16**	**28**	**4**	**3**	**2**	**21**	**44**	**.321**	**11**	**3**	**35**	**0**	**.276**	**1**	**1**	**1**	**2**	**205**	**28**	**4**	**.983**

CAREER BIG TEN STATISTICS

YEAR	AVG	GP	GS	AB	R	H	2B	3B	HR	RBI	TB	SLG%	BB	HBP	SO	GDP	OB%	SF	SH	SB	ATT	PO	A	E	FLD%
2015	.333	4	0	3	0	1	1	0	0	0	2	.667	0	0	1	0	.333	0	0	0	0	0	0	0	.000
2016	.100	7	2	10	2	1	0	0	0	1	1	.100	2	0	4	0	.250	0	0	0	0	0	0	0	.000
2017	.206	19	16	68	8	14	1	2	1	5	22	.324	3	2	17	0	.260	0	0	0	0	103	14	3	.975
TOTAL	**.198**	**30**	**18**	**81**	**10**	**16**	**2**	**2**	**1**	**6**	**25**	**.309**	**5**	**2**	**22**	**0**	**.261**	**0**	**0**	**0**	**0**	**103**	**14**	**3**	**.975**

SKONIECZNY GAME-BY-GAME



2017 - Junior

Date	Opponent	GS	AB	R	H	RBI	2B	3B	HR	BB	IBB	SB	CS	HBP	SAC	SF	GDP	K	PO	A	E	Avg
Feb 17, 2017	Milwaukee	*	3	0	0	0	0	0	0	0	0	0	0	0	0	0	0	1	8	0	0	.000
Feb 18, 2017	Lamar	*	3	0	0	0	0	0	0	0	0	0	0	0	0	0	0	0	5	0	0	.000
Mar 11, 2017	Coastal Carolina-2	*	3	0	0	0	0	0	0	0	0	0	0	0	0	0	0	2	8	1	0	.000
Mar 17, 2017	TOLEDO		1	0	0	0	0	0	0	0	0	0	0	0	0	0	0	0	1	0	0	.000
Mar 19, 2017	TOLEDO	*	3	0	1	1	0	0	0	0	0	0	0	0	0	0	0	0	4	3	0	.077
Mar 24, 2017	MICHIGAN STATE-2		0	0	0	0	0	0	0	1	0	0	0	0	0	0	0	0	3	1	0	.077
Mar 26, 2017	MICHIGAN STATE		1	0	0	0	0	0	0	0	0	0	0	0	0	0	0	1	2	0	0	.071
Apr 07, 2017	Michigan	*	4	0	1	0	0	0	0	0	0	0	0	0	0	0	0	1	6	0	0	.111
Apr 08, 2017	Michigan	*	3	0	0	0	0	0	0	0	0	0	0	0	0	0	0	0	5	2	1	.095
Apr 09, 2017	Michigan	*	4	1	0	0	0	0	0	0	0	0	0	1	0	0	0	3	5	1	0	.080
Apr 11, 2017	Illinois State	*	4	1	2	0	1	0	0	0	0	0	0	0	1	0	0	2	9	0	0	.138
Apr 14, 2017	NORTHWESTERN	*	5	0	1	0	1	0	0	0	0	0	0	0	0	0	0	2	7	4	0	.147
Apr 15, 2017	NORTHWESTERN	*	3	1	0	0	0	0	0	0	0	0	0	1	0	0	0	0	8	1	0	.135
Apr 16, 2017	NORTHWESTERN	*	4	1	1	0	0	1	0	0	0	0	0	0	0	0	0	2	6	1	0	.146
Apr 18, 2017	W. MICHIGAN	*	3	1	2	3	0	0	1	1	0	0	0	0	0	0	0	0	4	3	0	.182
Apr 21, 2017	Purdue	*	4	1	1	0	0	0	0	1	0	0	0	0	0	0	0	1	8	0	1	.188
Apr 25, 2017	Bradley		1	1	1	1	0	0	0	0	0	1	0	0	0	0	0	0	4	1	0	.204
Apr 28, 2017	Minnesota		1	0	0	0	0	0	0	0	0	0	0	0	0	0	0	1	0	0	0	.200
Apr 29, 2017	Minnesota	*	4	1	3	0	0	0	0	0	0	0	0	0	0	0	0	1	2	0	0	.241
May 02, 2017	S. Illinois	*	3	1	1	1	0	0	0	1	0	0	0	0	0	1	0	1	7	1	0	.246
May 05, 2017	MARYLAND	*	3	0	1	0	0	0	0	1	0	0	0	0	0	0	0	0	9	2	0	.250
May 06, 2017	MARYLAND	*	3	1	1	0	0	0	0	0	0	0	0	0	0	0	0	0	4	0	0	.254
May 07, 2017	MARYLAND	*	5	1	2	2	0	0	1	0	0	0	0	0	0	0	0	0	10	0	0	.265
May 12, 2017	Rutgers-1	*	4	0	0	0	0	0	0	0	0	0	0	0	0	0	0	1	6	1	0	.250
May 12, 2017	Rutgers-2	*	5	0	0	0	0	0	0	0	0	0	0	0	0	0	0	0	5	0	0	.234
May 14, 2017	Rutgers	*	5	0	2	3	0	1	0	0	0	0	0	0	0	0	0	2	6	0	0	.244
May 18, 2017	IOWA	*	5	0	0	0	0	0	0	0	0	0	0	0	0	0	0	1	4	1	0	.230
May 19, 2017	IOWA-1	*	5	1	1	0	0	0	0	0	0	0	0	0	0	0	0	1	7	0	1	.228
Totals			23	92	12	21	11	2	2	2	5	0	1	0	2	1	1	0	23	153	23	3	.228

2016 - Sophomore

Date	Opponent	GS	AB	R	H	RBI	2B	3B	HR	BB	IBB	SB	CS	HBP	SAC	SF	GDP	K	PO	A	E	Avg
Feb 19, 2016	Tulane		1	0	1	2	1	0	0	0	0	0	0	0	0	0	0	0	0	0	0	1.000
Mar 06, 2016	Villanova		1	0	0	0	0	0	0	0	0	0	0	0	0	0	0	0	0	0	0	.500
Mar 11, 2016	UNCG		2	1	0	0	0	0	0	1	0	0	0	0	0	0	0	1	2	0	0	.250
Mar 12, 2016	UNCG	*	3	1	1	0	0	0	0	2	0	0	0	0	0	0	0	0	5	1	0	.286
Mar 13, 2016	Coastal Carolina	*	4	0	0	1	0	0	0	0	0	0	0	0	0	0	0	1	7	0	0	.182
Mar 18, 2016	N. Illinois	*	4	0	0	0	0	0	0	0	0	0	0	0	0	0	0	2	7	1	0	.133
Mar 19, 2016	N. Illinois		1	0	0	0	0	0	0	0	0	0	0	0	0	0	0	0	1	0	0	.125
Mar 19, 2016	S. Illinois	*	4	0	0	0	0	0	0	0	0	0	0	0	0	0	0	0	8	1	0	.100
Mar 22, 2016	Illinois State	*	3	0	1	2	0	0	0	1	0	0	1	0	0	0	0	0	11	0	0	.130
Apr 10, 2016	Iowa		1	1	0	1	0	0	0	1	0	0	0	0	0	0	0	0	0	0	0	.125
Apr 12, 2016	ILLINOIS STATE	*	3	0	1	2	0	1	0	0	0	0	0	0	0	0	0	1	0	0	0	.148
Apr 23, 2016	OHIO STATE		1	0	1	0	0	0	0	0	0	0	0	0	0	0	0	0	0	0	0	.179
Apr 24, 2016	OHIO STATE		1	0	0	0	0	0	0	0	0	0	0	0	0	0	0	0	0	0	0	.172
Apr 29, 2016	MINNESOTA-1		1	0	0	0	0	0	0	0	0	0	0	0	0	0	0	1	0	0	0	.167
Apr 29, 2016	MINNESOTA-2	*	2	1	0	0	0	0	0	1	0	0	0	0	0	0	0	1	0	0	0	.156
May 13, 2016	Indiana	*	3	0	0	0	0	0	0	0	0	0	0	0	0	0	0	2	0	0	0	.143
May 19, 2016	MICHIGAN		1	0	0	0	0	0	0	0	0	0	0	0	0	0	0	0	0	0	0	.139
Totals			8	36	4	5	8	1	1	0	6	0	0	1	0	0	0	0	9	41	3	0	.139

2015 - Freshman

Date	Opponent	GS	AB	R	H	RBI	2B	3B	HR	BB	IBB	SB	CS	HBP	SAC	SF	GDP	K	PO	A	E	Avg
Feb 14, 2015	Lamar-1		1	0	0	0	0	0	0	0	0	0	0	0	0	0	0	0	0	0	0	.000
Feb 15, 2015	Lamar		1	0	0	0	0	0	0	0	0	0	0	0	0	0	0	0	2	0	0	.000
Feb 20, 2015	FGCU		0	0	0	0	0	0	0	0	0	0	0	0	0	0	0	0	2	0	0	.000
Mar 01, 2015	Kent State	*	3	0	1	1	0	0	0	0	0	0	0	0	0	0	0	2	6	1	1	.200
Mar 02, 2015	Coastal Carolina		0	0	0	0	0	0	0	0	0	0	0	0	0	0	0	0	1	0	0	.200
Mar 07, 2015	Oklahoma State		0	0	0	0	0	0	0	0	0	0	0	0	0	0	0	0	0	0	0	.200
Mar 18, 2015	LU-BELLEVILLE		1	0	0	0	0	0	0	0	0	0	0	0	0	0	0	0	0	0	0	.167
Mar 20, 2015	SOUTH FLORIDA		0	0	0	1	0	0	0	0	0	0	0	1	0	0	0	0	0	1	0	.167
Mar 25, 2015	KENT STATE		0	0	0	0	0	0	0	0	0	0	0	0	0	0	0	0	0	0	0	.167
Apr 04, 2015	NORTHWESTERN		0	0	0	0	0	0	0	0	0	0	0	0	0	0	0	0	0	0	0	.167
Apr 05, 2015	NORTHWESTERN		2	0	0	0	0	0	0	0	0	0	0	0	0	0	0	1	0	0	0	.125
Apr 24, 2015	Penn State		0	0	0	0	0	0	0	0	0	0	0	0	0	0	0	0	0	0	0	.125
May 10, 2015	RUTGERS		1	0	1	0	1	0	0	0	0	0	0	0	0	0	0	0	0	0	0	.222
Totals		1	9	0	2	2	1	0	0	0	0	0	0	1	0	0	0	3	11	2	1	.222





33 QUINN SNARSKIS

JUNIOR // RHP // 6-0 // 185 // R/R

CHICAGO, ILL. // FENWICK // ST. JOSEPH'S (IND.)

SOPHOMORE - 2017 (ST. JOSEPH'S COLLEGE)

» Transferred to Illinois with two years of eligibility left

» 6-6, 4.38 ERA, 15 G, 14 GS, 88.1 IP, 19 BB, 57 SO

FRESHMAN - 2016 (ST. JOSEPH'S COLLEGE)

» 4-5, 3.48 ERA, 13 G, 12 GS, 64.2 IP, 14 BB, 45 SO

HIGH SCHOOL

» Two-year letterwinner in baseball

» All-Chicago Catholic League

» National Honor Society

THE SNARSKIS FILE

» Born January 22, 1997

» Son of Stanley and Cathleen Snarskis

» One older brother, Connor

» Brother attended the University of Illinois

» Plans to major in communications

» Previously played with Illini Jack Yalowitz (HS summer), Michael Massey (HS summer), Zak Devermann (HS summer), David Craan (HS summer) and Ben Troike (Kenosha Kingfish)

» Why Illinois: "Illinois feels like home to me since my brother went here a few years ago. Not only is Illinois in one of the most competitive conferences in the nation but also gives you the opportunity to obtain a great degree."



9 BREN SPILLANE

JUNIOR // INF/OF // 6-4 // 215 // R/R

WHEELING, ILL. // WHEELING

SOPHOMORE - 2017

» Academic All-Big Ten
» Played in 36 games and started 28 in the outfield
» Missed part of the season with an injury
» .295 (33-112), 22 R, 6 2B, 3B, 5 HR, 23 RBIs
» .349 (15-33), 11 R, 4 2B, 3 HR, 13 RBIs in Big Ten games
» Fifth on the team with five home runs
» Home runs against Florida Atlantic, Coastal Carolina, Minnesota, Rutgers and Iowa
» Fourth on the team with 23 RBIs
» Tied for sixth on the team with nine multi-hit games
» .500 (4-8) with the bases loaded
» Four three-RBI games, six multi-RBI games
» Ended the season on a career-long eight-game hitting streak May 6-19
» .364 (4-11), 2B, HR, 3 RBI during series at Florida Atlantic

FRESHMAN - 2016

» Five games played, two starts
» One start at third base, one start in left field
» .000 (0-9), 1 BB
» First career start Feb. 19 at Tulane in the season opener
» Started at Southern Illinois March 20

HIGH SCHOOL

» 2015 - Pittsburgh Pirates - 34th round
» Captained the baseball team at Wheeling for three years
» .429, .512 OBP, 8 HR, 23 RBI, 20 R, 38 SB as a senior
» All-conference, all-area, all-state first team
» Honor Roll
» Business Honor Society
» Played with fellow Illini Quentin Sefcik and Zack Kolokowski for Athletic Barn

THE SPILLANE FILE

» Born September 21, 1996
» Mother is Lynn Spillane
» Started considering Illinois during sophomore year recruiting trip
» Chose Illinois because, "It is such a prestigious university that helps you grow in every way possible. The coaching staff is truly second to none and they instill a winning attitude that will help you succeed on and off the field."

CAREER BESTS

Hits:
3 vs. Iowa, May 19, 2017

Doubles:
2 at Rutgers, May 14, 2017

Triples:
1 vs. Milwaukee, Feb. 17, 2017

Home runs:
1, five times

Total bases:
6 at Florida Atlantic, March 4, 2017

RBI:
4 at Minnesota, April 29, 2017

Runs scored:
2, five times

POSITION STARTS

Position	Starts
Right Field	18
Left Field	9
Designated Hitter	1
Third Base	1
Left Field	1

BATTING ORDER STARTS

Batting Order	Starts
No. 3	2
No. 4	11
No. 5	1
No. 6	4
No. 7	10
No. 8	1
No. 9	1

CAREER STATISTICS

YEAR	AVG	GP	GS	AB	R	H	2B	3B	HR	RBI	TB	SLG%	BB	HBP	SO	GDP	OB%	SF	SH	SB	ATT	PO	A	E	FLD%
2016	.000	5	2	9	0	0	0	0	0	0	0	.000	1	0	7	0	.100	0	0	0	0	1	2	3	.500
2017	.295	36	28	112	22	33	6	1	5	23	56	.500	14	1	32	3	.378	0	0	3	5	38	4	5	.894
TOTAL	**.273**	**41**	**30**	**121**	**22**	**33**	**6**	**1**	**5**	**23**	**56**	**.463**	**15**	**1**	**39**	**3**	**.358**	**0**	**0**	**3**	**5**	**39**	**6**	**8**	**.849**

CAREER BIG TEN STATISTICS

YEAR	AVG	GP	GS	AB	R	H	2B	3B	HR	RBI	TB	SLG%	BB	HBP	SO	GDP	OB%	SF	SH	SB	ATT	PO	A	E	FLD%
2016	.000	0	0	0	0	0	0	0	0	0	0	.000	0	0	0	0	.000	0	0	0	0	0	0	0	.000
2017	.349	15	10	43	11	15	4	0	3	13	28	.651	3	1	11	1	.404	0	0	1	3	19	3	1	.957
TOTAL	**.349**	**15**	**10**	**43**	**11**	**15**	**4**	**0**	**3**	**13**	**28**	**.651**	**3**	**1**	**11**	**1**	**.404**	**0**	**0**	**1**	**3**	**19**	**3**	**1**	**.957**

SPILLANE GAME-BY-GAME



2017 - Sophomore

Date	Opponent	GS	AB	R	H	RBI	2B	3B	HR	BB	IBB	SB	CS	HBP	SAC	SF	GDP	K	PO	A	E	Avg
Feb 17, 2017	Milwaukee	*	3	2	1	3	0	1	0	2	0	0	0	0	0	0	0	2	1	0	0	.333
Feb 18, 2017	Milwaukee	*	2	0	0	0	0	0	0	2	0	0	0	0	0	0	0	2	0	0	0	.200
Feb 18, 2017	Lamar	*	3	0	0	0	0	0	0	0	0	0	0	0	0	0	0	2	1	0	1	.125
Feb 19, 2017	Lamar		0	0	0	0	0	0	0	0	0	0	0	0	0	0	0	0	0	0	0	.125
Feb 24, 2017	TAMUCC	*	5	2	2	0	0	0	0	1	0	0	0	0	0	0	0	1	2	0	0	.231
Feb 25, 2017	Houston	*	3	0	1	0	0	0	0	1	0	0	0	0	0	0	0	1	3	0	1	.250
Feb 26, 2017	MIZZOU	*	4	0	2	0	0	0	0	0	0	0	0	0	0	0	0	2	0	0	0	.300
Mar 03, 2017	Florida Atlantic	*	4	1	1	0	0	0	0	1	0	0	0	0	0	0	0	0	2	0	0	.292
Mar 04, 2017	Florida Atlantic	*	5	2	2	3	1	0	1	0	0	0	0	0	0	0	0	0	2	0	1	.310
Mar 05, 2017	Florida Atlantic	*	2	0	1	0	0	0	0	2	0	0	0	0	0	0	0	1	1	0	0	.323
Mar 10, 2017	Coastal Carolina	*	4	1	2	2	0	0	1	1	0	0	0	0	0	0	0	1	0	0	1	.343
Mar 11, 2017	Coastal Carolina-1	*	4	0	0	0	0	0	0	0	0	0	0	0	0	0	0	1	3	0	0	.308
Mar 11, 2017	Coastal Carolina-2	*	4	0	0	0	0	0	0	0	0	0	0	0	0	0	0	2	0	0	0	.279
Mar 17, 2017	TOLEDO	*	5	0	2	1	0	0	0	0	0	2	0	0	0	0	0	0	1	0	0	.292
Mar 18, 2017	S. ILLINOIS	*	4	0	1	0	0	0	0	0	0	0	0	0	0	0	1	0	0	0	0	.288
Mar 19, 2017	TOLEDO	*	4	0	0	0	0	0	0	0	0	0	0	0	0	0	0	2	0	1	0	.268
Mar 19, 2017	S. ILLINOIS	*	4	0	1	0	1	0	0	0	0	0	0	0	0	0	0	1	1	0	0	.267
Mar 21, 2017	ILLINOIS STATE	*	4	2	0	0	0	0	0	1	0	0	0	0	0	0	1	0	2	0	0	.250
Mar 24, 2017	MICHIGAN STATE-1	*	3	0	0	0	0	0	0	1	0	0	0	1	0	0	0	1	3	1	0	.239
Apr 14, 2017	NORTHWESTERN		0	1	0	0	0	0	0	0	0	0	0	0	0	0	0	0	0	0	0	.239
Apr 18, 2017	W. MICHIGAN		1	0	1	0	0	0	0	0	0	0	0	0	0	0	0	0	0	0	0	.250
Apr 22, 2017	Purdue		1	0	0	0	0	0	0	0	0	0	0	0	0	0	0	1	0	0	0	.246
Apr 25, 2017	Bradley		0	0	0	0	0	0	0	0	0	0	0	0	0	0	0	0	0	0	0	.246
Apr 28, 2017	Minnesota		1	1	0	0	0	0	0	0	0	0	0	0	0	0	0	0	0	0	0	.243
Apr 29, 2017	Minnesota		0	1	0	1	0	0	0	1	0	0	0	0	0	0	0	0	0	0	0	.243
Apr 29, 2017	Minnesota		3	1	1	4	0	0	1	0	0	0	0	0	0	0	0	0	2	0	0	.247
May 02, 2017	S. Illinois	*	4	1	1	1	0	0	0	0	0	0	0	0	0	0	0	3	0	0	0	.247
May 05, 2017	MARYLAND	*	3	0	0	0	0	0	0	0	0	0	0	0	0	0	0	2	1	0	0	.237
May 06, 2017	MARYLAND	*	4	0	2	3	1	0	0	0	0	1	0	0	0	0	0	0	0	0	0	.250
May 07, 2017	MARYLAND	*	4	0	1	0	0	0	0	0	0	0	1	0	0	0	0	1	2	0	0	.250
May 12, 2017	Rutgers-1	*	4	1	1	0	0	0	0	0	0	0	0	0	0	0	1	1	4	1	1	.250
May 12, 2017	Rutgers-2	*	4	1	1	1	0	0	1	0	0	0	0	0	0	0	0	2	1	1	0	.250
May 14, 2017	Rutgers	*	4	1	2	0	2	0	0	1	0	0	0	0	0	0	0	2	0	0	0	.260
May 18, 2017	IOWA	*	4	1	1	1	0	0	1	0	0	0	0	0	0	0	0	0	2	0	0	.260
May 19, 2017	IOWA-1	*	5	2	3	3	1	0	0	0	0	0	1	0	0	0	0	1	3	0	0	.275
May 19, 2017	IOWA-2	*	3	1	3	0	0	0	0	0	0	0	0	0	0	0	0	0	1	0	0	.295
Totals		28	112	22	33	23	6	1	5	14	0	3	2	1	0	0	3	32	38	4	5	.295

2016 - Freshman

Date	Opponent	GS	AB	R	H	RBI	2B	3B	HR	BB	IBB	SB	CS	HBP	SAC	SF	GDP	K	PO	A	E	Avg
Feb 19, 2016	Tulane	*	3	0	0	0	0	0	0	0	0	0	0	0	0	0	0	3	0	0	0	.000
Mar 19, 2016	N. Illinois		1	0	0	0	0	0	0	0	0	0	0	0	0	0	0	1	0	0	0	.000
Mar 20, 2016	S. Illinois	*	2	0	0	0	0	0	0	1	0	0	0	0	0	0	0	0	1	2	2	.000
Mar 29, 2016	Indiana State		2	0	0	0	0	0	0	0	0	0	0	0	0	0	0	2	0	0	1	.000
Apr 12, 2016	ILLINOIS STATE		1	0	0	0	0	0	0	0	0	0	0	0	0	0	0	1	0	0	0	.000
Totals		2	9	0	0	0	0	0	0	1	0	0	0	0	0	0	0	7	1	2	3	.000



37 ZAC TAYLOR

REDSHIRT JUNIOR // OF // 6-1 // 195 // R/R

DOWNERS GROVE, ILL. // DOWNERS GROVE SOUTH // HOUSTON

CAREER BESTS

Hits:
4 vs. Tulane, May 28, 2016

Doubles:
1, 10 times

Triples:
1 vs. Hawaii, March 8, 2015

Home Runs:
1, five times

Runs:
3, four times

RBIs:
3, twice (vs. Tulane, April 11, 2015)

Walks:
3 at Rice, May 10, 2016

Stolen Bases:
3 at East Carolina, April 3, 2016

POSITION STARTS

Position	Starts
Center Field	67
Left Field	15
Right Field	2

BATTING ORDER STARTS

Batting Order	Starts
No. 1	22
No. 6	3
No. 7	9
No. 8	6
No. 9	44



JUNIOR - 2017

» Transferred to Illinois with two years of eligibility left
» Sat out the 2017 season due to NCAA transfer rules

SOPHOMORE - 2016 (HOUSTON)

» American Championship All-Tournament team
» 54 games played, 47 starts in center field
» .250, 23 R, 19 SB, 3 HR
» Led the Cougars with a 19-for-23 effort in stolen bases
» Multi-hit games in wins over Baylor (March 6), Texas (April 12), USF (April 23), Cincinnati (May 15), Rice (May 17) and Tulane (May 28)
» Three steals at East Carolina (April 3)
» Four hits, including a home run, in an American Championship win over Tulane (May 28)
» Hit .375 and slugged .813 with six hits, three runs and two home runs, while driving in four in the American Championship

FRESHMAN - 2015 (HOUSTON)

» 44 games played, 37 starts in the outfield
» .266, 33 H, 6 2B, 1 3B, 2 HR, 13 SB, 20 BB
» Second on the team with 13 (of 15) stolen bases
» Seven multi-hit games
» First career hit vs. Minnesota (Feb. 14)
» First career home run vs. Texas Southern (Feb. 18)
» Three-hit games vs. Tulane (April 11), vs. Rice (March 17) and vs. Alabama (Feb. 21)
» Helped Cougars to an American Athletic Conference title, their second consecutive 40-win season and to a No. 1 seed in the NCAA tournament

HIGH SCHOOL

» Three-year letterwinner

THE TAYLOR FILE

» Born October 1, 1995
» Full name is Zachary David Taylor
» Parents are Bernadette and Brian Taylor
» Two siblings, Ryan and AJ
» Majored in business at Houston

CAREER STATISTICS

YEAR	AVG	GP	GS	AB	R	H	2B	3B	HR	RBI	TB	SLG%	BB	HBP	SO	GDP	OB%	SF	SH	SB	ATT	PO	A	E	FLD%
2015	.266	44	37	124	31	33	6	1	2	15	47	.379	20	1	24	2	.365	3	7	13	15	96	3	3	.971
2016	.250	54	47	156	23	39	4	0	3	14	52	.333	14	11	18	0	.354	0	4	19	23	103	2	4	.963
TOTAL	**.257**	**98**	**84**	**280**	**54**	**72**	**10**	**1**	**5**	**29**	**99**	**.354**	**34**	**12**	**42**	**2**	**.359**	**3**	**11**	**32**	**38**	**199**	**5**	**7**	**.967**



CAREER BESTS

Innings pitched:
4.0 at Purdue, April 23, 2017

Strikeouts:
3, three times (vs. Iowa, May 19, 2017)

45 RYAN THOMPSON

SOPHOMORE // RHP // 6-3 // 205 // R/R
BYRON, MINN. // BYRON

FRESHMAN - 2017

» 2-2, 4.89 ERA, 23 APP, 1 GS, 38.2 IP, 29 BB, 27 SO, .279 BAA
» 1-1, 2.05 ERA, 12 APP, 22.0 IP 17 BB, 14 SO, .222 BAA during Big Ten games
» Led Big Ten freshmen relievers in ERA during Big Ten games (2.05)
» Led the team in ERA during Big Ten games
» Second on the team with 23 appearances
» 3.53 ERA, 35.2 IP out of the bullpen
» Wins against Missouri 4/4/17 and Michigan 4/9/17
» First career start at Florida Atlantic 3/5/17
» Finished the year on a seven-inning scoreless streak
» Ranked No. 52 freshman in the Big Ten during the preseason by Perfect Game

HIGH SCHOOL

» Three-year letterwinner in baseball
» Captained the baseball team in 2016
» Five-year letterwinner in wrestling
» Three-year letterwinner in football
» 2.50 ERA, 47 2/3 IP, 83 SO, 2 SV in high school
» Two-time all-conference selection
» 2016 Minnesota All-Star Series participant

THE THOMPSON FILE

» Born July 30, 1997
» Parents are Steve and Mary Thompson
» Why Illinois: "I chose Illinois because of the opportunities I have outside of baseball. Also because they have a history with winning championships and I want to be apart of that."

CAREER STATISTICS

YEAR	ERA	W	L	G	GS	CG	SHO	CBO	SV	IP	H	R	ER	BB	SO	2B	3B	HR	BF	AVG.	WP	HBP	BK	SFA	SFH
2017	4.89	2	2	23	1	0	0	0	0	38.2	39	23	21	29	27	3	0	3	181	.279	9	9	1	1	2
TOTAL	**4.89**	**2**	**2**	**23**	**1**	**0**	**0**	**0**	**0**	**38.2**	**39**	**23**	**21**	**29**	**27**	**3**	**0**	**3**	**181**	**.279**	**9**	**9**	**1**	**1**	**2**

CAREER BIG TEN STATISTICS

YEAR	ERA	W	L	G	GS	CG	SHO	CBO	SV	IP	H	R	ER	BB	SO	2B	3B	HR	BF	AVG.	WP	HBP	BK	SFA	SFH
2017	2.05	1	1	12	0	0	0	0	0	22.0	16	6	5	17	14	1	0	1	92	.222	4	2	1	0	1
TOTAL	**2.05**	**1**	**1**	**12**	**0**	**0**	**0**	**0**	**0**	**22.0**	**16**	**6**	**5**	**17**	**14**	**1**	**0**	**1**	**92**	**.222**	**4**	**2**	**1**	**0**	**1**

THOMPSON GAME-BY-GAME

2017 - Freshman

Date	Opponent	GS	IP	H	R	ER	BB	SO	2B	3B	HR	WP	BK	HBP	IBB	Score	W	L	SV	ERA
Feb 18, 2017	Lamar		1.2	0	4	4	5	0	0	0	0	0	0	1	0	9-15	0	0	0	21.60
Feb 25, 2017	Houston		2.2	4	0	0	2	2	0	0	0	1	0	1	0	5-11	0	0	0	8.31
Mar 05, 2017	Florida Atlantic *		3.0	8	7	7	2	0	1	0	1	2	0	1	0	2-16	0	1	0	13.50
Mar 11, 2017	Coastal Carolina-2		0.0	2	2	1	0	0	0	0	0	0	0	0	0	0-6	0	1	0	14.73
Mar 17, 2017	TOLEDO		1.0	1	1	1	0	1	0	0	0	1	0	1	0	11-5	0	1	0	14.04
Mar 19, 2017	TOLEDO		2.2	1	0	0	2	2	0	0	0	0	0	1	0	4-10	0	1	0	10.64
Mar 21, 2017	ILLINOIS STATE		1.0	0	0	0	0	0	0	0	0	0	0	0	0	7-1	0	1	0	9.75
Mar 24, 2017	MICHIGAN STATE-1		1.0	1	1	1	0	1	0	0	0	1	0	0	0	4-12	0	1	0	9.69
Mar 26, 2017	MICHIGAN STATE		1.0	1	1	1	1	0	1	0	0	1	0	0	0	6-17	0	1	0	9.64
Apr 02, 2017	INDIANA STATE		1.0	0	0	0	1	1	0	0	0	1	0	1	0	5-2	0	1	0	9.00
Apr 04, 2017	MIZZOU		1.2	1	0	0	0	3	0	0	0	0	0	1	0	5-3	1	1	0	8.10
Apr 07, 2017	Michigan		1.1	1	0	0	1	3	0	0	0	0	0	0	0	8-9	1	1	0	7.50
Apr 09, 2017	Michigan		3.1	2	0	0	2	1	0	0	0	1	0	0	0	7-5	2	1	0	6.33
Apr 14, 2017	NORTHWESTERN		2.0	1	1	1	3	1	0	0	0	0	0	1	0	4-3	2	1	0	6.17
Apr 18, 2017	W. MICHIGAN		1.0	3	1	1	0	2	0	0	1	0	0	0	0	13-3	2	1	0	6.29
Apr 23, 2017	Purdue		4.0	1	1	0	2	2	0	0	0	0	1	0	0	1-2	2	2	0	5.40
Apr 28, 2017	Minnesota		1.1	1	0	0	0	0	0	0	0	0	0	0	0	4-5	2	2	0	5.16
Apr 29, 2017	Minnesota		1.0	0	0	0	0	1	0	0	0	0	0	0	0	14-1	2	2	0	4.99
May 02, 2017	Southern Illinois		1.0	3	2	2	0	2	1	0	0	0	0	0	0	6-5	2	2	0	5.40
May 07, 2017	MARYLAND		1.0	1	0	0	2	0	0	0	0	0	0	0	0	8-6	2	2	0	5.23
May 12, 2017	Rutgers-2		3.0	3	0	0	1	2	0	0	0	0	0	1	0	7-5	2	2	0	4.79
May 18, 2017	IOWA		1.0	0	0	0	1	0	0	0	0	0	0	0	0	5-6	2	2	0	4.66
May 19, 2017	IOWA-2		2.0	4	2	2	4	3	0	0	1	1	0	0	0	3-8	2	2	0	4.89
Totals		1	38.2	39	23	21	29	27	3	0	3	9	1	9	0	138-156	2	2	0	4.89





4 BEN TROIKE

SOPHOMORE // SS // 5-10 // 170 // R/R
TINLEY PARK, ILL. // LINCOLN-WAY NORTH

CAREER BESTS

Hits:
4 at A&M-Corpus Christi, Feb. 24, 2017

Doubles:
1, four times

Triples:
1 vs. Indiana State, March 31, 2017

Total bases:
5 at A&M-Corpus Christi, Feb. 24, 2017

RBI:
3 at A&M-Corpus Christi, Feb. 24, 2017

Runs scored:
3 at A&M-Corpus Christi, Feb. 24, 2017

Stolen bases:
2 at Milwaukee, Feb. 18, 2017

POSITION STARTS

Position	Starts
Shortstop	50

BATTING ORDER STARTS

Batting Order	Starts
No. 2	34
No. 6	4
No. 7	7
No. 8	1
No. 9	4

FRESHMAN - 2017

» Started 50 of 51 games at shortstop (missed one game with an injury)
» .234 (45-192), 33 R, 4 2B, 3B, 20 RBIs, 10-14 SB
» Helped Illinois lead the nation in double plays per game (1.16)
» Led Big Ten freshmen shortstops in fielding percentage (.964)
» Made just eight errors
» Led Big Ten freshmen shortstops in steals (10)
» Tied for third on the team with 33 runs
» Scored 13 runs in the season's final 13 games
» Fifth on the team with 20 RBIs
» Tied for sixth on the team with nine multi-hit games
» Five multi-RBI games
» Season-best six-game hitting streak Mar 21-31
» Ended the season on a five-game hitting streak, including three multi-hit games
» Scored a run in seven straight games April 28-May 7
» Career-high four hits vs. Texas A&M-Corpus Christi 2/24/17
» Kleberg Bank College Classic All-Tournament Team after eight hits in four games
» Ranked No. 30 freshman in the Big Ten during the preseason by Perfect Game
» Hit .385 (10-26) in February

HIGH SCHOOL

» Three-year letterwinner
» .359, 2 HR, 15 RBI, 33 R as a senior
» .396, 2 HR, 23 RBI, 36 R as a junior
» .351, 3 HR, 18 RBI, 25 R as a sophomore
» Team captain as a senior
» Three-time all-Southwest Suburban Conference
» 2015 all-area honorable mention
» Scholar Athlete Award winner
» 2015 Phil Kaiser Summer League State Tournament MVP
» Selected to participate in the J. Kyle Braid Leadership Foundation as a top student-athlete at Lincoln-Way North
» National Honor Society, AP Scholar Award, High Honor Roll
» Played with Illinois Sparks summer team

THE TROIKE FILE

» Born February 5, 1998
» Parents are Steve and Sharon Troike
» Father, Steve Troike, and sister, Rebecca Troike, are both Illinois graduates
» Brother, Jack Troike, plays baseball at Illinois Wesleyan
» Why Illinois: "I chose Illinois because of the family atmosphere of the baseball program. There is a lot of excitement surrounding Illini baseball right now and I am eager to become a part of this fantastic program. Illinois is an outstanding University that will help me grow both athletically and academically."

CAREER STATISTICS

YEAR	AVG	GP	GS	AB	R	H	2B	3B	HR	RBI	TB	SLG%	BB	HBP	SO	GDP	OB%	SF	SH	SB	ATT	PO	A	E	FLD%
2017	.205	35	20	83	14	17	2	0	3	12	28	.337	12	1	7	0	.313	0	2	0	0	30	1	1	.969
TOTAL	**.253**	**96**	**62**	**257**	**32**	**65**	**8**	**0**	**3**	**32**	**82**	**.319**	**30**	**4**	**19**	**4**	**.338**	**2**	**5**	**4**	**4**	**112**	**4**	**2**	**.983**

CAREER BIG TEN STATISTICS

YEAR	AVG	GP	GS	AB	R	H	2B	3B	HR	RBI	TB	SLG%	BB	HBP	SO	GDP	OB%	SF	SH	SB	ATT	PO	A	E	FLD%
2017	.324	14	8	34	9	11	0	0	3	8	20	.588	6	0	1	0	.425	0	1	0	0	11	1	0	1.000
TOTAL	**.242**	**44**	**32**	**128**	**20**	**31**	**2**	**0**	**3**	**13**	**42**	**.328**	**19**	**1**	**9**	**3**	**.345**	**0**	**3**	**3**	**3**	**61**	**2**	**1**	**.984**

TROIKE GAME-BY-GAME

2017 - Freshman

Date	Opponent	GS	AB	R	H	RBI	2B	3B	HR	BB	IBB	SB	CS	HBP	SAC	SF	GDP	K	PO	A	E	Avg
Feb 17, 2017	Milwaukee	*	3	1	1	0	0	0	0	0	0	0	0	0	0	0	0	2	5	0	.333
Feb 18, 2017	Milwaukee	*	2	1	1	0	0	0	0	1	0	2	0	1	0	0	0	2	3	0	.400
Feb 18, 2017	Lamar	*	3	0	0	0	0	0	0	0	0	0	0	0	0	0	0	2	2	1	.250
Feb 19, 2017	Lamar	*	4	0	0	0	0	0	0	0	0	0	0	0	0	0	0	1	2	8	0	.167
Feb 24, 2017	TAMUCC	*	5	3	4	3	1	0	0	0	0	1	0	0	0	0	0	0	2	3	0	.353
Feb 25, 2017	Houston	*	4	0	1	0	0	0	0	0	0	0	0	0	0	0	0	0	1	2	0	.333
Feb 26, 2017	MIZZOU	*	5	2	3	0	0	0	0	0	0	0	1	0	0	0	0	0	1	3	0	.385
Mar 03, 2017	Florida Atlantic	*	3	1	0	0	0	0	0	2	0	0	0	0	0	0	0	0	0	2	0	.345
Mar 04, 2017	Florida Atlantic	*	5	1	1	0	0	0	0	0	0	0	0	0	0	0	1	0	2	2	0	.324
Mar 05, 2017	Florida Atlantic	*	4	0	0	0	0	0	0	0	0	1	0	0	0	0	0	0	2	2	0	.289
Mar 10, 2017	Coastal Carolina	*	4	1	1	0	0	0	0	0	0	0	0	1	0	0	0	2	2	0	0	.286
Mar 11, 2017	Coastal Carolina-1	*	2	1	0	0	0	0	0	1	0	0	1	1	0	0	0	0	0	1	0	.273
Mar 11, 2017	Coastal Carolina-2	*	4	0	1	0	0	0	0	0	0	0	0	0	0	0	0	0	2	3	1	.271
Mar 17, 2017	TOLEDO	*	4	2	2	2	0	0	0	0	0	0	0	0	0	1	0	0	1	2	0	.288
Mar 18, 2017	S. ILLINOIS	*	3	0	0	1	0	0	0	0	0	0	0	0	0	1	0	0	0	4	0	.273
Mar 19, 2017	TOLEDO	*	4	0	0	0	0	0	0	0	0	0	0	0	0	0	0	0	2	3	0	.254
Mar 19, 2017	S. ILLINOIS	*	2	0	0	0	0	0	0	1	0	0	0	0	0	0	0	1	0	3	0	.246
Mar 21, 2017	ILLINOIS STATE	*	3	1	1	1	0	0	0	1	0	0	0	0	0	1	0	0	1	0	0	.250
Mar 24, 2017	MICHIGAN STATE-1	*	5	1	1	0	0	0	0	0	0	0	0	0	0	0	0	1	4	1	0	.246
Mar 24, 2017	MICHIGAN STATE-2	*	3	1	1	0	0	0	0	0	0	0	0	0	0	0	0	0	0	4	1	.250
Mar 26, 2017	MICHIGAN STATE	*	2	0	1	0	0	0	0	0	0	0	0	2	0	0	0	0	1	2	0	.257
Mar 28, 2017	BRADLEY	*	4	0	1	0	0	0	0	0	0	1	0	0	0	0	0	1	1	2	1	.256
Mar 31, 2017	INDIANA STATE	*	4	1	1	2	0	1	0	0	0	0	0	0	0	0	0	1	1	3	0	.256
Apr 01, 2017	INDIANA STATE	*	3	0	0	0	0	0	0	0	0	0	0	0	0	0	0	0	2	2	0	.247
Apr 02, 2017	INDIANA STATE	*	4	1	1	1	0	0	0	0	0	0	0	0	0	0	0	0	1	2	0	.247
Apr 04, 2017	MIZZOU	*	4	0	0	0	0	0	0	0	0	0	0	0	0	0	0	1	1	1	0	.237
Apr 07, 2017	Michigan	*	4	2	1	0	1	0	0	1	0	0	0	0	0	0	0	1	3	3	0	.237
Apr 08, 2017	Michigan	*	3	0	0	0	0	0	0	1	0	0	0	0	0	0	0	1	3	2	0	.230
Apr 09, 2017	Michigan	*	5	0	1	1	0	0	0	0	0	0	0	0	0	0	0	0	4	2	0	.229
Apr 11, 2017	Illinois State	*	5	0	0	1	0	0	0	0	0	0	0	0	1	0	0	1	3	3	0	.218
Apr 14, 2017	NORTHWESTERN	*	5	0	1	0	0	0	0	0	0	0	1	0	0	0	0	0	0	3	1	.217
Apr 15, 2017	NORTHWESTERN	*	5	0	0	0	0	0	0	0	0	0	0	0	0	0	0	1	4	4	1	.208
Apr 16, 2017	NORTHWESTERN	*	4	0	2	1	0	0	0	1	0	1	0	0	0	0	0	0	1	6	0	.218
Apr 21, 2017	Purdue	*	2	0	1	1	0	0	0	3	0	1	0	0	0	0	0	0	0	2	0	.222
Apr 22, 2017	Purdue	*	3	0	0	0	0	0	0	0	0	0	0	0	0	0	0	0	1	3	0	.217
Apr 23, 2017	Purdue	*	4	0	0	0	0	0	0	0	0	0	0	0	0	0	0	0	1	4	0	.211
Apr 25, 2017	Bradley	*	4	0	1	0	0	0	0	0	0	1	0	0	0	0	0	0	1	4	1	.212
Apr 28, 2017	Minnesota	*	4	1	1	0	0	0	0	0	0	0	0	0	0	0	0	3	5	6	0	.213
Apr 29, 2017	Minnesota	*	3	1	0	0	0	0	0	0	0	0	0	0	0	0	1	0	0	2	0	.208
Apr 29, 2017	Minnesota	*	4	1	1	2	1	0	0	1	0	0	0	0	0	0	0	0	2	4	0	.209
May 02, 2017	S. Illinois	*	4	1	2	0	0	0	0	0	0	1	0	0	0	0	0	1	1	3	0	.217
May 05, 2017	MARYLAND	*	5	1	1	0	0	0	0	0	0	0	0	0	0	0	0	1	0	1	0	.217
May 06, 2017	MARYLAND	*	4	1	1	1	0	0	0	0	0	0	0	0	0	0	1	0	2	2	1	.217
May 07, 2017	MARYLAND	*	4	2	2	1	0	0	0	1	0	0	0	0	0	0	0	0	0	1	0	.224
May 12, 2017	Rutgers-1	*	4	0	0	0	0	0	0	0	0	0	0	0	0	0	0	1	0	2	0	.219
May 12, 2017	Rutgers-2	*	4	2	1	0	0	0	0	1	0	0	0	0	0	0	0	0	3	7	0	.220
May 14, 2017	Rutgers	*	5	2	2	0	0	0	0	1	0	1	0	0	0	0	0	1	2	3	0	.225
May 18, 2017	IOWA	*	5	0	2	0	0	0	0	0	0	0	0	0	0	0	0	1	3	1	0	.230
May 19, 2017	IOWA-1	*	5	1	2	2	1	0	0	1	0	0	1	0	0	0	0	0	1	1	0	.234
May 19, 2017	IOWA-2	*	4	0	1	0	0	0	0	0	0	0	0	0	0	0	0	0	3	3	0	.234
Totals		50	192	33	45	20	4	1	0	17	0	10	4	5	1	3	3	20	78	137	8	.234





20 DORAN TURCHIN

JUNIOR // OF // 6-2 // 210 // R/R

OAK CREEK, WIS. // OAK CREEK

SOPHOMORE - 2017

» Played in 49 games and started 48 in the outfield
» .275 (46-167), 33 R, 11 2B, 8 HR, 19 RBIs
» .286 (24-84), 18 R, 8 2B, 4 HR, 10 RBIs in Big Ten games
» 13th in the Big Ten and third on the team with eight home runs
» 15th in the Big Ten and third on the team with a .485 slugging percentage
» Team-best eight doubles in Big Ten games
» Tied for team-best 18 runs in Big Ten games
» Third on the team with a .386 on-base percentage
» Tied for third on the team with 33 runs
» Fourth on the team with 13 multi-hit games
» Fourth on the team with 81 total bases
» Tied for fourth on the team with six multi-RBI games
» Fifth on the team with nine two-out RBIs
» .308 (4-13) with runners in scoring position during Big Ten games
» Career-long 26-game reached base streak March 3-April 18
» Two home runs at Florida Atlantic 3/3/17
» Three home runs in the span of four at-bats at Florida Atlantic 3/3-3/4/17

FRESHMAN - 2016

» 51 games played, 51 starts
» All 51 starts in center field
» Only Illini to start every game at one position
» Hit in seven different spots in the batting order, all except No. 1 and No. 3
» .231 (45-195), 27 R, 7 2B, 2 3B, 4 HR, 25 RBIs
» Led the team in RBIs during Big Ten games (14)
» Tied for second on the team in home runs (4)
» Third on the team in RBIs (25)
» 10 total bases March 11 vs. UNC Greensboro (2 HR, 3B, 4 RBIs)
» Grand slam vs. Iowa April 9
» Three four-RBI games (UNC Greensboro, Nebraska, Iowa)
» Three-hit games vs. Florida Gulf Coast, UNC Greensboro, Eastern Illinois and Ohio State
» Ended the year on a three-game hitting streak

HIGH SCHOOL

» Played baseball and football at Oak Creek
» Captained the baseball team as a senior
» .390, 40 hits, 3 HR, 41 R, 40 RBI, 15 SB during senior season
» First player in Oak Creek history with 40+ hits, 40+ RBI and 40+ runs in a season
» No. 6 prospect in the state of Wisconsin by Prep Baseball Report
» 46 hits, 11 2B, 46 RBI during junior season
» Honor Roll all four years of high school
» Volunteered with the Special Olympics

THE TURCHIN FILE

» Born July 7, 1997
» Parents are Dan and Missy Turchin
» Full name is Doran Michael Turchin
» Started considering Illinois during his freshman year
» Chose Illinois because of the, "coaches, education and team."

CAREER BESTS

Hits:
3, six times

Doubles:
2 at Minnesota, April 28, 2017

Triples:
1, twice (vs. Ohio State, April 24, 2016)

Home runs:
2, three times (vs. Iowa, May 18, 2017)

Total bases:
11 vs. UNC Greensboro, March 11, 2016

RBI:
4, three times (at Iowa, April 9, 2016)

Runs scored:
4 vs. Illinois State, March 21, 2017

Stolen bases:
2 vs. Eastern Illinois, April 19, 2016

POSITION STARTS

Position	Starts
Center Field	99

BATTING ORDER STARTS

Batting Order	Starts
No. 1	3
No. 2	9
No. 4	2
No. 5	10
No. 6	29
No. 7	23
No. 8	8
No. 9	15

CAREER STATISTICS

YEAR	AVG	GP	GS	AB	R	H	2B	3B	HR	RBI	TB	SLG%	BB	HBP	SO	GDP	OB%	SF	SH	SB	ATT	PO	A	E	FLD%
2016	.231	51	51	195	27	45	7	2	4	25	68	.349	18	0	58	2	.293	2	3	9	11	123	3	4	.969
2017	.275	49	48	167	33	46	11	0	8	19	81	.485	26	4	58	1	.386	0	2	4	5	115	2	1	.992
TOTAL	**.251**	**100**	**99**	**362**	**60**	**91**	**18**	**2**	**12**	**44**	**149**	**.412**	**44**	**4**	**116**	**3**	**.337**	**2**	**5**	**13**	**16**	**238**	**5**	**5**	**.980**

CAREER BIG TEN STATISTICS

YEAR	AVG	GP	GS	AB	R	H	2B	3B	HR	RBI	TB	SLG%	BB	HBP	SO	GDP	OB%	SF	SH	SB	ATT	PO	A	E	FLD%
2016	.225	24	24	89	10	20	3	1	2	14	31	.348	9	0	29	0	.290	2	2	1	2	45	2	1	.979
2017	.286	24	24	84	18	24	8	0	4	10	44	.524	11	3	22	1	.388	0	1	1	2	64	2	1	.985
TOTAL	**.254**	**48**	**48**	**173**	**28**	**44**	**11**	**1**	**6**	**24**	**75**	**.434**	**20**	**3**	**51**	**1**	**.338**	**2**	**3**	**2**	**4**	**109**	**4**	**2**	**.983**

TURCHIN GAME-BY-GAME

2017 - Sophomore

Date	Opponent	GS	AB	R	H	RBI	2B	3B	HR	BB	IBB	SB	CS	HBP	SAC	SF	GDP	K	PO	A	E	Avg
Feb 17, 2017	Milwaukee	*	3	1	0	0	0	0	0	2	0	0	0	0	0	0	0	2	2	0	0	.000
Feb 18, 2017	Milwaukee	*	4	0	1	0	1	0	0	0	0	0	0	0	0	0	0	3	0	0	0	.143
Feb 19, 2017	Lamar	*	3	0	0	0	0	0	0	0	0	0	0	0	0	0	0	2	3	0	0	.100
Feb 24, 2017	TAMUCC	*	6	1	2	1	0	0	0	0	0	0	0	0	0	0	0	3	2	0	0	.188
Feb 25, 2017	Houston		0	0	0	0	0	0	0	0	0	0	0	0	0	0	0	0	0	0	0	.188
Feb 26, 2017	MIZZOU	*	3	0	0	0	0	0	0	0	0	0	0	0	1	0	0	1	3	0	0	.158
Mar 03, 2017	Florida Atlantic	*	5	2	2	2	0	0	2	0	0	0	0	0	0	0	0	2	5	0	0	.208
Mar 04, 2017	Florida Atlantic	*	4	2	1	2	0	0	1	1	0	0	0	0	0	0	0	3	1	0	0	.214
Mar 05, 2017	Florida Atlantic	*	2	1	0	0	0	0	0	1	0	0	0	1	0	0	0	1	3	0	0	.200
Mar 10, 2017	Coastal Carolina	*	3	1	1	1	0	0	0	2	0	2	0	0	0	0	0	1	0	0	0	.212
Mar 11, 2017	Coastal Carolina-1	*	3	0	1	0	0	0	0	1	0	0	0	0	0	0	0	1	1	0	0	.222
Mar 11, 2017	Coastal Carolina-2	*	3	0	0	0	0	0	0	1	0	0	0	0	0	0	0	1	2	0	0	.205
Mar 17, 2017	TOLEDO	*	3	1	0	0	0	0	0	1	0	0	0	0	0	0	0	0	0	0	0	.190
Mar 18, 2017	S. ILLINOIS	*	3	0	1	0	0	0	0	0	0	0	0	0	0	0	0	1	3	0	0	.200
Mar 19, 2017	S. ILLINOIS	*	2	0	1	0	0	0	0	1	0	0	0	0	0	0	0	1	3	0	0	.213
Mar 21, 2017	ILLINOIS STATE	*	2	4	2	0	0	0	0	2	0	1	0	0	0	0	0	0	4	0	0	.245
Mar 24, 2017	MICHIGAN STATE-1	*	4	0	1	0	0	0	0	1	0	0	0	0	0	0	0	0	2	0	1	.245
Mar 24, 2017	MICHIGAN STATE-2	*	3	0	1	0	0	0	0	1	0	0	0	0	0	0	0	1	3	0	0	.250
Mar 26, 2017	MICHIGAN STATE	*	3	1	1	0	1	0	0	1	0	0	0	0	0	0	0	1	3	0	0	.254
Mar 28, 2017	BRADLEY	*	4	0	2	0	0	0	0	0	0	0	0	0	0	0	0	2	0	0	0	.270
Mar 31, 2017	INDIANA STATE	*	3	0	0	0	0	0	0	1	0	0	0	0	0	0	0	1	3	0	0	.258
Apr 01, 2017	INDIANA STATE	*	3	0	1	0	0	0	0	0	0	0	0	0	0	0	0	1	3	0	0	.261
Apr 02, 2017	INDIANA STATE	*	4	0	1	0	0	0	0	0	0	0	0	0	0	0	0	2	3	0	0	.260
Apr 04, 2017	MIZZOU	*	3	0	0	0	0	0	0	1	0	0	0	0	0	0	0	2	2	0	0	.250
Apr 07, 2017	Michigan	*	3	1	2	1	1	0	0	1	0	0	0	0	0	0	0	1	2	0	0	.266
Apr 08, 2017	Michigan	*	2	0	0	0	0	0	0	1	0	0	0	0	0	0	0	0	4	1	0	.259
Apr 09, 2017	Michigan	*	3	2	0	0	0	0	0	2	0	0	0	0	0	0	0	1	3	0	0	.250
Apr 11, 2017	Illinois State	*	4	0	1	0	0	0	0	1	0	0	0	0	0	0	0	2	1	0	0	.250
Apr 14, 2017	NORTHWESTERN	*	5	2	3	1	1	0	1	0	0	0	0	0	0	0	0	2	0	0	0	.269
Apr 15, 2017	NORTHWESTERN	*	4	0	1	0	0	0	0	0	0	0	0	0	0	0	0	1	1	0	0	.268
Apr 16, 2017	NORTHWESTERN	*	5	2	2	1	0	0	0	0	0	1	0	0	0	0	0	0	4	0	0	.275
Apr 18, 2017	W. MICHIGAN	*	5	1	2	0	1	0	0	0	0	0	0	0	0	0	0	1	1	0	0	.280
Apr 21, 2017	Purdue	*	5	0	0	0	0	0	0	0	0	0	0	0	0	0	0	2	3	0	0	.268
Apr 22, 2017	Purdue	*	3	0	0	0	0	0	0	0	0	0	0	0	0	0	0	1	3	0	0	.261
Apr 23, 2017	Purdue	*	4	0	1	0	1	0	0	0	0	0	0	0	0	0	0	1	1	0	0	.261
Apr 25, 2017	Bradley	*	4	1	2	2	1	0	1	0	0	0	0	0	0	0	0	2	2	0	0	.268
Apr 28, 2017	Minnesota	*	4	0	2	2	2	0	0	0	0	0	0	0	0	0	0	2	2	0	0	.276
Apr 29, 2017	Minnesota	*	3	1	0	2	0	0	0	0	0	0	0	1	0	0	0	0	4	1	0	.269
Apr 29, 2017	Minnesota	*	4	2	2	0	1	0	0	0	0	0	0	0	0	0	0	1	3	0	0	.276
May 02, 2017	S. Illinois	*	4	0	1	1	0	0	0	0	0	0	0	0	0	0	0	1	4	0	0	.275
May 05, 2017	MARYLAND	*	4	1	1	0	0	0	0	0	0	0	0	0	0	0	0	1	5	0	0	.275
May 06, 2017	MARYLAND	*	4	0	0	0	0	0	0	0	0	0	0	0	0	0	0	1	2	3	0	0	.267
May 07, 2017	MARYLAND	*	2	1	0	0	0	0	0	0	0	0	0	1	1	0	0	0	3	0	0	.264
May 12, 2017	Rutgers-1	*	2	1	0	0	0	0	0	0	0	0	1	1	0	0	0	1	3	0	0	.260
May 12, 2017	Rutgers-2	*	4	1	2	0	1	0	0	0	0	0	0	0	0	0	0	0	2	0	0	.266
May 14, 2017	Rutgers	*	4	1	1	1	0	0	1	1	0	0	0	0	0	0	0	2	3	0	0	.266
May 18, 2017	IOWA	*	4	2	3	2	0	0	2	0	0	0	0	0	0	0	0	0	3	0	0	.278
May 19, 2017	IOWA-1	*	2	0	0	0	0	0	0	3	0	0	0	0	0	0	0	1	4	0	0	.274
May 19, 2017	IOWA-2	*	3	0	1	0	0	0	0	0	0	0	0	0	0	0	0	1	0	0	0	.275
Totals			48	167	33	46	19	11	0	8	26	0	4	1	4	2	0	1	58	115	2	1	.275

2016 - Freshman

Date	Opponent	GS	AB	R	H	RBI	2B	3B	HR	BB	IBB	SB	CS	HBP	SAC	SF	GDP	K	PO	A	E	Avg
Feb 19, 2016	Tulane	*	4	1	1	0	0	0	0	1	0	1	0	0	0	0	0	1	4	0	0	.250
Feb 20, 2016	Tulane	*	4	0	0	0	0	0	0	0	0	0	0	0	0	0	0	2	1	0	0	.125
Feb 21, 2016	Tulane	*	4	1	1	0	0	0	0	0	0	0	0	0	0	0	1	1	3	0	0	.167
Feb 26, 2016	Fla. Gulf Coast	*	4	1	3	2	0	0	0	0	0	0	0	0	0	0	0	0	1	0	0	.312
Feb 27, 2016	Fla. Gulf Coast	*	4	1	1	0	0	0	0	0	0	1	0	0	0	0	0	2	4	0	0	.300
Feb 28, 2016	Fla. Gulf Coast	*	4	0	2	0	0	0	0	0	0	0	0	0	0	0	0	0	2	0	0	.333
Mar 04, 2016	C. Michigan	*	4	1	1	0	0	0	0	1	0	0	0	0	0	0	0	0	3	1	0	.321
Mar 05, 2016	Stetson	*	4	1	1	0	1	0	0	0	0	0	0	0	0	0	0	2	1	0	0	.312
Mar 06, 2016	Villanova	*	4	0	0	0	0	0	0	0	0	0	0	0	0	0	0	2	1	0	0	.278
Mar 11, 2016	UNCG	*	6	3	3	4	0	1	2	0	0	0	0	0	0	0	0	1	4	0	0	.310
Mar 12, 2016	UNCG	*	4	0	0	0	0	0	0	0	0	1	0	0	0	0	0	2	6	0	0	.283
Mar 12, 2016	Coastal Carolina	*	4	0	2	1	1	0	0	1	0	0	0	0	0	0	0	1	4	0	1	.300
Mar 13, 2016	Coastal Carolina	*	4	1	1	0	0	0	0	0	0	0	0	0	0	0	0	1	3	0	0	.296
Mar 18, 2016	N. Illinois	*	3	0	0	0	0	0	0	1	0	0	0	0	0	0	0	1	1	0	0	.281
Mar 19, 2016	N. Illinois	*	4	1	1	0	0	0	0	0	0	0	0	0	0	0	0	1	1	0	0	.279
Mar 19, 2016	S. Illinois	*	4	0	0	0	0	0	0	0	0	0	0	0	0	0	0	2	1	0	0	.262
Mar 20, 2016	S. Illinois	*	3	0	0	0	0	0	0	0	0	0	0	0	0	0	0	0	3	0	0	.250
Mar 22, 2016	Illinois State	*	5	2	2	1	0	0	0	0	0	1	0	0	0	0	0	0	3	0	0	.260
Mar 25, 2016	PENN STATE	*	3	0	0	1	0	0	0	0	0	0	1	0	0	1	0	1	0	1	0	.250
Mar 26, 2016	PENN STATE-1	*	4	1	1	0	1	0	0	0	0	0	0	0	0	0	0	2	1	0	0	.250
Mar 26, 2016	PENN STATE-2	*	3	0	0	0	0	0	0	0	0	0	0	0	0	0	0	2	3	0	0	.241
Mar 29, 2016	Indiana State	*	4	0	0	0	0	0	0	0	0	0	0	0	0	0	0	0	3	0	0	.230
Apr 01, 2016	Nebraska	*	4	1	1	0	0	0	0	1	0	0	0	0	0	0	0	0	3	0	1	.231
Apr 02, 2016	Nebraska	*	2	1	1	4	1	0	0	2	0	0	0	0	0	0	0	1	0	0	1	.237
Apr 03, 2016	Nebraska	*	5	1	1	0	0	0	0	0	0	0	0	0	0	0	0	2	2	0	0	.235
Apr 05, 2016	E. ILLINOIS	*	3	2	3	1	1	0	0	1	0	1	0	0	0	0	0	0	4	0	0	.257
Apr 09, 2016	Iowa-1	*	3	0	1	0	0	0	0	1	0	0	0	0	0	0	0	1	0	0	0	.260
Apr 09, 2016	Iowa-2	*	3	1	1	4	0	0	1	1	1	0	0	0	0	0	0	0	1	1	0	.262
Apr 10, 2016	Iowa	*	4	0	1	0	0	0	0	1	0	0	0	0	0	0	0	1	2	0	0	.261
Apr 12, 2016	ILLINOIS STATE	*	4	1	2	0	0	0	0	0	0	1	0	0	0	0	0	1	6	0	1	.270
Apr 15, 2016	SAINT LOUIS	*	2	0	0	0	0	0	0	1	0	0	1	0	1	0	0	1	3	0	0	.265
Apr 16, 2016	SAINT LOUIS	*	4	0	0	0	0	0	0	0	0	0	0	0	0	0	0	1	2	3	0	.256
Apr 17, 2016	SAINT LOUIS	*	4	0	1	1	1	0	0	0	0	0	0	0	0	0	0	2	2	0	0	.256
Apr 19, 2016	Eastern Illinois	*	3	1	0	1	0	0	0	2	0	2	0	0	0	0	0	1	4	0	1	.250
Apr 22, 2016	OHIO STATE	*	5	0	3	0	0	0	0	1	0	1	0	0	0	0	0	0	0	0	0	.263
Apr 23, 2016	OHIO STATE	*	4	0	1	0	0	0	0	0	0	0	0	0	0	0	0	1	3	0	0	.263
Apr 24, 2016	OHIO STATE	*	4	1	1	1	0	1	0	0	0	0	0	0	0	0	0	2	3	0	0	.262
Apr 29, 2016	MINNESOTA-1	*	4	0	0	0	0	0	0	0	0	0	0	0	0	0	0	1	5	0	0	.255
Apr 29, 2016	MINNESOTA-2	*	4	0	1	0	1	0	0	0	0	0	0	0	0	0	0	1	1	0	0	.255
May 01, 2016	MINNESOTA	*	5	1	2	3	0	0	1	0	0	0	0	0	0	0	0	0	4	0	0	.260
May 03, 2016	Mizzou	*	5	0	0	0	0	0	0	0	0	0	0	0	0	0	0	2	5	0	0	.252
May 04, 2016	S. ILLINOIS	*	4	0	0	0	0	0	0	0	0	1	0	0	0	0	0	1	2	0	0	.245
May 07, 2016	Maryland-1	*	4	0	0	0	0	0	0	0	0	0	0	0	0	0	0	2	1	1	0	.240
May 07, 2016	Maryland-2	*	4	0	0	0	0	0	0	0	0	0	0	0	0	0	0	2	1	0	0	.234
May 08, 2016	Maryland	*	4	0	0	0	0	0	0	0	0	0	0	0	0	0	0	2	1	0	0	.229
May 13, 2016	Indiana	*	4	0	1	0	0	0	0	0	0	0	0	0	0	0	0	2	2	0	0	.229
May 14, 2016	Indiana	*	3	0	0	0	0	0	0	1	0	0	0	0	0	0	0	3	3	0	0	.225
May 15, 2016	Indiana	*	2	0	0	0	0	0	0	0	0	0	0	0	0	0	0	1	3	0	0	.223
May 19, 2016	MICHIGAN	*	3	0	1	0	0	0	0	0	0	0	0	0	0	0	0	1	2	0	0	.225
May 20, 2016	MICHIGAN	*	4	2	1	0	0	0	0	1	0	0	0	0	0	0	0	2	2	0	0	.225
May 21, 2016	MICHIGAN	*	4	1	2	1	0	0	0	0	0	0	0	0	0	0	0	0	0	0	0	.231
Totals			51	195	27	45	25	7	2	4	18	1	9	2	0	3	2	2	58	123	3	4	.231







27 GRANT VAN SCOY

JUNIOR // INF // 5-10 // 185 // R/R

PAPILLION, NEB. // LAVISTA // SOUTHEAST CC (NEB.)

JUNIOR COLLEGE (SOUTHEAST CC)

» Transferred to Illinois with two years of eligibility left
» 2017 NJCAA DII All-America second team
» .364/.466/.539, 8 HR, 12 2B, 48 RBI, 27 SB, 63 R, 57 G as a sophomore
» .378/.438/.627, 10 HR, 18 2B, 2 3B, 50 RBI, 29 SB, 65 R, 55 G as a freshman
» 2016 NJCAA all-region selection

HIGH SCHOOL

» Lettered three times in baseball, twice in tennis and once in football at Papillion La Vista
» Captained his high school team twice
» .456/.516/.709, 2 HR, 12 2B, 4 3B, 30 RBI, 20 SB, 42 R, 31 G as a senior in high school
» .420/.504/.600, 1 HR, 13 2B, 1 3B, 38 R, 31 G as junior in high school
» 2015 Class A All-State as a senior
» 2014 Class A All-State honorable mention as a junior
» Academic All-State
» National Honor Society as a junior and senior in high school
» Honor Roll in all four years of high school

THE VAN SCOY FILE

» Born Aug. 11, 1997
» Son of Lynn Van Scoy
» Why Illinois: “Because of its outstanding track record in baseball and academics. I will have every opportunity to be successful because of the University’s top-notch baseball facilities and academic support. I was very impressed with the coaching staff in my recruiting process because they made me feel like part of the family right away. It was a no-brainer.”



CAREER BESTS

Innings pitched:
7.0 vs. Maryland, May 6, 2017

Strikeouts:
4 vs. Northwestern, April 15, 2017

22 CYRILLO WATSON

SOPHOMORE // RHP // 6-1 // 195 // R/R
CUDAHY, WIS. // SOUTH MILWAUKEE

FRESHMAN - 2017

» 3-4, 6.26 ERA, 1 SV, 18 APP, 10 GS, 54.2 IP, 23 BB, 30 SO, .286 BAA
» 2-2, 7.15 ERA, 8 APP, 7 GS, 34.0 IP, 14 BB, 17 SO, .322 BAA in Big Ten games
» Third on the team in innings (54.2)
» Tied for fifth on the team in strikeouts (30)
» Wins against Illinois State 3/21/17, Maryland 5/6/17 and Rutgers 5/12/17
» First career save vs. Texas A&M-Corpus Christi 2/24/17
» Ranked No. 17 freshman in the Big Ten during the preseason by Perfect Game

HIGH SCHOOL

» No. 6 prospect in Wisconsin by Prep Baseball Report
» .500, 1.13 ERA in 2015
» .346, 4.01 ERA in 2014
» .296, 2.56 ERA in 2013
» Underclass High Honorable Mention in 2014 and 2015 by Perfect Game
» Helped Hitters to 2015 WWBA Kernels Foundation Championship and 2015 Premier Baseball Senior National Championship titles
» Volunteered at YMCA with the Miracle Games in 2014
» Played with Hitters summer team

THE WATSON FILE

» Born August 10, 1997
» Parents are Jesse and Tiffany Watson
» Why Illinois: "I chose Illinois because I feel the school and its baseball program are a great fit for me. The University and baseball program offer great support and opportunities to help me pursue my dreams."

CAREER STATISTICS

YEAR	ERA	W	L	G	GS	CG	SHO	CBO	SV	IP	H	R	ER	BB	SO	2B	3B	HR	BF	AVG.	WP	HBP	BK	SFA	SFH
2017	6.26	3	4	18	10	0	0	0	1	54.2	62	40	38	23	30	16	2	6	255	.286	9	11	1	2	2
TOTAL	**6.26**	**3**	**4**	**18**	**10**	**0**	**0**	**0**	**1**	**54.2**	**62**	**40**	**38**	**23**	**30**	**16**	**2**	**6**	**255**	**.286**	**9**	**11**	**1**	**2**	**2**

CAREER BIG TEN STATISTICS

YEAR	ERA	W	L	G	GS	CG	SHO	CBO	SV	IP	H	R	ER	BB	SO	2B	3B	HR	BF	AVG.	WP	HBP	BK	SFA	SFH
2017	7.15	2	2	8	7	0	0	0	0	34.0	46	29	27	14	17	13	2	3	164	.322	2	6	0	0	1
TOTAL	**7.15**	**2**	**2**	**8**	**7**	**0**	**0**	**0**	**0**	**34.0**	**46**	**29**	**27**	**14**	**17**	**13**	**2**	**3**	**164**	**.322**	**2**	**6**	**0**	**0**	**1**

WATSON GAME-BY-GAME

2017 - Freshman

Date	Opponent	GS	IP	H	R	ER	BB	SO	2B	3B	HR	WP	BK	HBP	IBB	Score	W	L	SV	ERA
Feb 18, 2017	Milwaukee		1.0	0	0	0	1	2	0	0	0	0	0	0	0	2-4	0	0	0	0.00
Feb 19, 2017	Lamar		3.0	2	1	1	2	1	1	0	0	1	0	0	0	1-2	0	0	0	2.25
Feb 24, 2017	TAMUCC	1.0	1	1	1	1	1	0	0	0	2	0	1	0	15-14	0	0	1	3.60	
Feb 26, 2017	MIZZOU		1.0	0	0	0	0	1	0	0	0	0	0	0	0	6-7	0	0	1	3.00
Mar 03, 2017	Florida Atlantic		1.0	1	3	3	1	0	0	0	1	0	0	1	0	10-11	0	1	1	6.43
Mar 05, 2017	Florida Atlantic		0.1	3	3	3	0	1	2	0	0	1	0	0	0	2-16	0	1	1	9.82
Mar 17, 2017	TOLEDO		1.0	1	0	0	0	1	0	0	0	1	0	0	0	11-5	0	1	1	8.64
Mar 21, 2017	ILLINOIS STATE	*	3.0	0	0	0	2	2	0	0	0	1	0	0	0	7-1	1	1	1	6.35
Mar 24, 2017	MICHIGAN STATE-2		1.0	1	0	0	0	2	0	0	0	0	0	0	0	1-12	1	1	1	5.84
Mar 28, 2017	BRADLEY	*	5.0	4	1	1	0	1	0	0	0	1	0	2	0	0-2	1	2	1	4.67
Apr 04, 2017	MIZZOU	*	4.1	4	2	2	2	3	0	0	2	0	1	1	0	5-3	1	2	1	4.57
Apr 09, 2017	Michigan	*	4.0	5	5	5	2	2	3	0	0	0	0	1	0	7-5	1	2	1	5.61
Apr 15, 2017	NORTHWESTERN	*	3.1	10	10	9	0	4	1	2	2	0	0	2	0	4-11	1	3	1	7.76
Apr 22, 2017	Purdue	*	6.0	6	2	2	1	3	0	0	0	2	0	0	0	1-4	1	4	1	6.94
Apr 29, 2017	Minnesota	*	4.2	6	1	1	2	0	2	0	0	0	0	0	0	9-5	1	4	1	6.35
May 06, 2017	MARYLAND	*	7.0	5	2	1	2	3	3	0	0	0	0	2	0	6-2	2	4	1	5.59
May 12, 2017	Rutgers-2	*	5.0	8	5	5	3	2	3	0	0	0	0	0	0	7-5	3	4	1	5.92
May 19, 2017	IOWA-1	*	3.0	5	4	4	4	1	1	0	1	0	0	1	0	12-8	3	4	1	6.26
Totals		10	54.2	62	40	38	23	30	16	2	6	9	1	11	0	106-117	3	4	1	6.26





CAREER BESTS

Innings pitched:
9.0 vs. Indiana State, April 1, 2017

Strikeouts:
7 vs. Indiana State, April 1, 2017

7 TY WEBER

SOPHOMORE // RHP // 6-4 // 225 // R/R
MENOMONEE FALLS, WIS. // MENOMONEE FALLS

FRESHMAN - 2017

» 2-7, 5.51 ERA, 14 APP, 14 GS, 1 CG, 78.1 IP, 40 BB, 53 SO, .273 BAA
» 0-6, 7.97 ERA, 8 APP, 8 GS, 40.2 IP, 22 BB, 24 SO, .335 BAA in Big Ten games
» Weekend starter for the entire season
» Friday night starter for the last six weeks
» Led the team in innings (78.1)
» Led the team in strikeouts (53)
» Led the team in innings during Big Ten games (40.2)
» Second on the team in strikeouts during Big Ten games (24)
» Wins against Florida Atlantic 3/4/17 and Indiana State 4/1/17
» First career complete game (4 H, 1 ER) in win against Indiana State 4/1/17
» Big Ten Freshman and Pitcher of the Week 4/3/17
» First Illinois freshman to win Big Ten Pitcher of the Week in four years (Kevin Duchene, 2013)
» Took a no-hitter to the eighth at defending national champion Coastal Carolina 3/11/17 (7.2 IP, 1 H, 1 ER, 6 SO)
» 6.0 IP, 4 H, 1 ER, 2 BB, 4 SO in first career win at Florida Atlantic 3/4/17
» 4.2 IP, 2 H, 0 R, 3 SO at Lamar in college debut 2/19/17
» Ranked No. 28 freshman in the Big Ten during the preseason by Perfect Game

HIGH SCHOOL

» 7-0, 2.05 ERA, 64 SO, 12 BB as a senior
» .530, 17 R, 8 2B, 2 HR, 21 RBIs as a senior
» 2016 Wisconsin Player of the Year (summer)
» 2016 All Suburban Player of the Year
» Led Menomonee Falls to back-to-back state titles
» Three-time all-state
» Three-time all-conference
» Two-time Menomonee Falls Hitter of the Year
» Two-time Menomonee Falls Pitcher of the Year
» Academic Honor Roll
» 2016 second team All-State Academic Team
» Volunteered at Best Buddies and FBLA

THE WEBER FILE

» Born March 19, 1998
» Parents are Dave and Jamie Webber
» Father, Dave Weber, was drafted by the Los Angeles Raiders in the 11th round of the 1988 NFL Draft
» Why Illinois: "The coaching staff really pulled me in. Every single one of them was very genuine and straight forward with my family and I. Coach Dickinson was a major reason why I chose Illinois, and on top of that, the campus is absolutely amazing and makes me feel at home."

CAREER STATISTICS

YEAR	ERA	W	L	G	GS	CG	SHO	CBO	SV	IP	H	R	ER	BB	SO	2B	3B	HR	BF	AVG.	WP	HBP	BK	SFA	SFH
2017	5.51	2	7	14	14	1	0	0	0	78.1	82	53	48	40	53	20	1	11	351	.273	7	5	0	1	5
TOTAL	**5.51**	**2**	**7**	**14**	**14**	**1**	**0**	**0**	**0**	**78.1**	**82**	**53**	**48**	**40**	**53**	**20**	**1**	**11**	**351**	**.273**	**7**	**5**	**0**	**1**	**5**

CAREER BIG TEN STATISTICS

YEAR	ERA	W	L	G	GS	CG	SHO	CBO	SV	IP	H	R	ER	BB	SO	2B	3B	HR	BF	AVG.	WP	HBP	BK	SFA	SFH
2017	7.97	0	6	8	8	0	0	0	0	40.2	55	38	36	22	24	13	1	8	193	.335	2	2	0	1	4
TOTAL	**7.97**	**0**	**6**	**8**	**8**	**0**	**0**	**0**	**0**	**40.2**	**55**	**38**	**36**	**22**	**24**	**13**	**1**	**8**	**193**	**.335**	**2**	**2**	**0**	**1**	**4**

WEBER GAME-BY-GAME

2017 - Freshman

Date	Opponent	GS	IP	H	R	ER	BB	SO	2B	3B	HR	WP	BK	HBP	IBB	Score	W	L	SV	ERA
Feb 19, 2017	Lamar	*	4.2	2	0	0	5	3	1	0	0	1	0	0	0	1-2	0	0	0	0.00
Feb 26, 2017	MIZZOU	*	4.0	9	5	5	3	5	4	0	0	1	0	0	0	6-7	0	0	0	5.19
Mar 04, 2017	Florida Atlantic	*	6.0	4	1	1	2	4	1	0	1	2	0	2	0	14-4	1	0	0	3.68
Mar 11, 2017	Coastal Carolina-1	*	7.2	1	1	1	4	6	0	0	0	1	0	0	0	2-3	1	0	0	2.82
Mar 18, 2017	S. ILLINOIS	*	6.1	7	7	4	3	4	1	0	1	0	0	0	1	5-8	1	1	0	3.45
Mar 24, 2017	MICHIGAN STATE-2	*	5.0	6	7	6	3	3	3	0	1	1	0	0	0	1-12	1	2	0	4.54
Apr 01, 2017	INDIANA STATE	*	9.0	4	1	1	1	7	0	0	1	0	0	1	0	2-1	2	2	0	3.80
Apr 08, 2017	Michigan	*	5.0	10	5	5	3	0	2	0	0	1	0	0	0	0-7	2	3	0	4.34
Apr 14, 2017	NORTHWESTERN	*	7.0	4	2	1	3	4	1	0	1	0	0	0	0	4-3	2	3	0	3.95
Apr 21, 2017	Purdue	*	5.2	5	3	3	4	4	1	0	0	0	0	1	0	2-4	2	4	0	4.03
Apr 28, 2017	Minnesota	*	6.0	11	5	5	2	2	2	0	1	0	0	0	0	4-5	2	5	0	4.34
May 05, 2017	MARYLAND	*	2.1	8	8	8	3	3	2	0	1	0	0	1	0	4-9	2	6	0	5.24
May 12, 2017	Rutgers-1	*	6.1	7	3	3	2	6	2	1	0	0	0	0	0	3-8	2	6	0	5.16
May 18, 2017	IOWA	*	3.1	4	5	5	2	2	0	0	4	0	0	0	0	5-6	2	7	0	5.51
Totals		14	78.1	82	53	48	40	53	20	1	11	7	0	5	1	53-79	2	7	0	5.51





3 JACK YALOWITZ

JUNIOR // OF // 5-11 // 180 // L/L

CHICAGO, ILL. // LOYOLA ACADEMY

CAREER BESTS

Hits:
4, twice (at Illinois State, April 11, 2017)

Doubles:
2 at Illinois State, April 11, 2017

Triples:
1, four times

Home runs:
2 at Florida Atlantic, March 4, 2017

Total bases:
10 at Florida Atlantic, March 4, 2017

RBI:
5, twice (at Minnesota, April 29, 2017)

Runs scored:
3, four times

POSITION STARTS

Position	Starts
Right Field	65
Left Field	22
Center Field	3

BATTING ORDER STARTS

Batting Order	Starts
No. 1	64
No. 2	1
No. 4	1
No. 5	4
No. 6	2
No. 7	6
No. 8	3
No. 9	9

SOPHOMORE - 2017

» All-Big Ten first team outfielder
» ABCA/Rawlings All-Region second team outfielder
» Started 49 of 51 games (missed two with an injury)
» .335 (67-200), 42 R, 9 2B, 3 3B, 12 HR, 44 RBIs, 10-15 SB
» .292 (28-96), 18 R, 3 2B, 3B, 7 HR in Big Ten games
» Top 10 in the Big Ten in seven major offensive categories (batting average, slugging, runs, hits, RBIs, triples, home runs)
» Second in home runs in Big Ten games among outfielders (7)
» Fourth in the Big Ten in home runs (12)
» Eighth in the Big Ten in RBIs (44)
» Ninth in the Big Ten in batting average (.353)
» Team-best seven home runs in Big Ten games
» Tied for eighth-most home runs by an Illini in a Big Ten season (7)
» Team-best 118 total bases
» Team-best five outfield assists
» Team-best .420 (21-50) with runners in scoring position
» Tied for team-best .409 (9-22) with runners in scoring position during Big Ten games
» Tied for team-best 19 multiple hit games
» Tied for team-best 44 RBIs
» Tied for team-best 42 runs
» Tied for team-best 18 runs in Big Ten games
» Second on the team with a .409 on-base percentage
» Second on the team with a .590 slugging percentage
» Tied for second on the team with 11 multi-RBI games
» Tied for third on the team with 23 walks
» Third on the team with 12 two-out RBIs
» .421 (40-95), 27 R, 8 HR, 31 RBIs in Illinois wins
» .403 (31-77) with runners on
» .400 (2-5) with the bases loaded
» Two nine-game hitting streaks (Feb. 18-March 10 and April 28-May 12)
» Two home runs at Florida Atlantic March 4
» 46 starts at leadoff

FRESHMAN - 2016

» 43 games played, 41 starts
» 35 starts in right field, six starts in left field
» .227 (32-141), 20 R, 4 2B, 3B, HR, 22 RBI, 23 BB, 25 SO
» Seven multi-hit games
» Season best three hits at Iowa April 9 and vs. Michigan May 20
» Homered vs. Mizzou May 3 at GCS Ballpark in Sauget, Illinois
» Illinois was 13-5 when Yalowitz led off
» .293 (12-41) with runners in scoring position
» Tied for second on the team with 10 two-out RBIs
» Tied for the team lead in runs in Big Ten games (12)

HIGH SCHOOL

» Three-time letterwinner in high school
» Also wrestled as a freshman
» Captained the baseball team for two years
» Two-time all-conference
» Two-time all-area
» 2015 North Shore Player of the Year
» Second Honors for eight semesters
» Volunteered at camp for the mentally disabled
» Volunteered at Centro Romero, an establishment for immigrants, where he taught English
» Played with fellow Illini Bren Spillane and Cole Bellair for Gravel Baseball

THE YALOWITZ FILE

» Born October 19, 1996
» Parents are Rich and Harriet Yalowitz
» Started considering Illinois at the beginning of the recruiting process and was always one of his top choices
» Chose Illinois because, "the academic excellence and the success of the baseball program. I felt right at home the second I stepped foot on campus."

CAREER STATISTICS

YEAR	AVG	GP	GS	AB	R	H	2B	3B	HR	RBI	TB	SLG%	BB	HBP	SO	GDP	OB%	SF	SH	SB	ATT	PO	A	E	FLD%
2016	.227	43	41	141	20	32	4	1	1	22	41	.291	23	5	25	2	.351	2	6	13	19	74	2	3	.962
2017	.335	49	49	200	42	67	9	3	12	44	118	.590	23	4	30	1	.409	3	1	10	15	100	5	2	.981
TOTAL	**.290**	**92**	**90**	**341**	**62**	**99**	**13**	**4**	**13**	**66**	**159**	**.466**	**46**	**9**	**55**	**3**	**.384**	**5**	**7**	**23**	**34**	**174**	**7**	**5**	**.973**

CAREER BIG TEN STATISTICS

YEAR	AVG	GP	GS	AB	R	H	2B	3B	HR	RBI	TB	SLG%	BB	HBP	SO	GDP	OB%	SF	SH	SB	ATT	PO	A	E	FLD%
2016	.198	24	24	86	12	17	1	1	0	13	20	.233	12	1	17	1	.297	2	4	6	7	37	1	1	.974
2017	.292	23	23	96	18	28	3	1	7	19	54	.563	9	2	9	1	.364	0	0	0	1	40	4	1	.978
TOTAL	**.247**	**47**	**47**	**182**	**30**	**45**	**4**	**2**	**7**	**32**	**74**	**.407**	**21**	**3**	**26**	**2**	**.332**	**2**	**4**	**6**	**8**	**77**	**5**	**2**	**.976**

YALOWITZ GAME-BY-GAME

2017 - Sophomore

Date	Opponent	GS	AB	R	H	RBI	2B	3B	HR	BB	IBB	SB	CS	HBP	SAC	SF	GDP	K	PO	A	E	Avg
Feb 17, 2017	Milwaukee	*	4	2	3	2	0	0	0	1	0	1	0	0	0	0	0	1	0	0	0	.750
Feb 18, 2017	Milwaukee	*	4	0	0	0	0	0	0	0	0	0	0	0	0	0	0	1	3	0	0	.375
Feb 18, 2017	Lamar	*	5	0	3	2	1	1	0	0	0	0	0	0	0	0	0	1	3	0	0	.462
Feb 19, 2017	Lamar	*	5	1	2	0	0	0	0	0	0	0	0	0	0	0	0	1	3	0	0	.444
Feb 24, 2017	TAMUCC	*	2	3	1	2	0	0	0	2	0	0	1	1	0	1	0	0	1	0	1	.450
Feb 25, 2017	Houston	*	5	1	1	1	1	0	0	0	0	0	1	0	0	0	0	1	0	0	0	.400
Feb 26, 2017	MIZZOU	*	3	2	1	0	0	0	0	2	0	0	0	0	0	0	0	1	2	0	0	.393
Mar 03, 2017	Florida Atlantic	*	2	2	1	0	0	0	0	3	0	2	0	0	0	0	0	0	1	0	0	.400
Mar 04, 2017	Florida Atlantic	*	5	3	4	3	0	0	2	0	0	0	0	0	0	0	0	1	2	0	0	.457
Mar 05, 2017	Florida Atlantic	*	5	0	1	0	0	0	0	0	0	0	0	0	0	0	0	0	3	0	0	.425
Mar 10, 2017	Coastal Carolina	*	5	0	2	1	0	0	0	0	0	1	1	0	0	0	0	2	3	0	0	.422
Mar 11, 2017	Coastal Carolina-1	*	4	0	0	0	0	0	0	0	0	0	0	0	0	0	0	0	5	0	0	.388
Mar 11, 2017	Coastal Carolina-2	*	4	0	1	0	0	0	0	0	0	1	0	0	0	0	0	1	4	0	0	.377
Mar 17, 2017	TOLEDO	*	5	2	3	5	1	0	1	0	0	1	0	0	0	0	0	0	2	1	0	.397
Mar 18, 2017	S. ILLINOIS	*	3	2	3	2	0	0	1	0	0	1	0	1	0	0	0	0	7	0	0	.426
Mar 19, 2017	TOLEDO	*	5	0	2	2	0	1	0	0	0	0	0	0	0	0	0	2	6	0	0	.424
Mar 19, 2017	S. ILLINOIS	*	4	0	0	0	0	0	0	1	0	0	0	0	0	0	0	1	2	0	0	.400
Mar 21, 2017	ILLINOIS STATE	*	2	0	0	2	0	0	0	0	0	0	0	0	1	2	0	1	2	0	0	.389
Mar 24, 2017	MICHIGAN STATE-1	*	4	0	0	0	0	0	0	1	0	0	0	0	0	0	0	1	2	0	0	.368
Mar 24, 2017	MICHIGAN STATE-2	*	2	0	0	0	0	0	0	0	0	0	0	0	0	0	0	0	1	0	0	.359
Mar 31, 2017	INDIANA STATE	*	3	0	0	0	0	0	0	1	0	0	0	0	0	0	0	0	1	0	0	.346
Apr 01, 2017	INDIANA STATE	*	4	0	1	1	0	0	0	0	0	0	0	0	0	0	0	1	2	0	0	.341
Apr 02, 2017	INDIANA STATE	*	4	1	1	0	0	0	0	0	0	1	0	0	0	0	0	0	0	0	0	.337
Apr 04, 2017	MIZZOU	*	4	3	3	1	1	0	1	1	0	0	0	0	0	0	0	1	1	0	0	.355
Apr 07, 2017	Michigan	*	5	2	2	1	0	1	1	0	0	0	0	0	0	0	0	1	1	0	0	.357
Apr 08, 2017	Michigan	*	4	0	0	0	0	0	0	0	0	0	0	0	0	0	0	0	2	1	0	.343
Apr 09, 2017	Michigan	*	4	0	1	0	0	0	0	1	0	0	0	0	0	0	0	1	2	0	0	.340
Apr 11, 2017	Illinois State	*	5	2	4	1	2	0	0	1	1	0	0	0	0	0	0	0	3	0	0	.360
Apr 14, 2017	NORTHWESTERN	*	4	0	0	0	0	0	0	1	0	0	0	0	0	0	0	1	4	0	0	.348
Apr 15, 2017	NORTHWESTERN	*	5	1	2	1	0	0	0	0	0	0	0	0	0	0	0	0	3	1	0	.350
Apr 16, 2017	NORTHWESTERN	*	5	2	3	4	1	0	1	0	0	0	0	0	0	0	0	0	3	0	0	.360
Apr 18, 2017	W. MICHIGAN	*	4	0	1	0	0	0	0	0	0	0	0	0	0	0	0	1	1	0	0	.357
Apr 21, 2017	Purdue	*	5	1	2	0	1	0	0	0	0	0	0	0	0	0	0	1	2	0	0	.358
Apr 22, 2017	Purdue	*	4	1	1	1	0	0	1	0	0	0	0	0	0	0	0	0	1	0	0	.355
Apr 23, 2017	Purdue	*	4	0	0	0	0	0	0	0	0	0	0	0	0	0	0	0	3	0	0	.345
Apr 25, 2017	Bradley	*	5	0	0	0	0	0	0	0	0	0	0	0	0	0	0	3	0	0	0	.333
Apr 28, 2017	Minnesota	*	4	0	1	1	1	0	0	0	0	0	0	1	0	0	0	0	1	0	0	.331
Apr 29, 2017	Minnesota	*	5	1	2	5	0	0	1	0	0	0	0	0	0	0	0	2	1	0	1	.333
Apr 29, 2017	Minnesota	*	6	3	3	2	0	0	1	0	0	0	0	0	0	0	0	0	2	0	0	.340
May 02, 2017	S. Illinois	*	3	0	1	0	0	0	0	2	0	2	1	0	0	0	0	1	3	0	0	.339
May 05, 2017	MARYLAND	*	4	1	1	1	0	0	1	0	0	0	0	1	0	0	0	0	1	0	0	.337
May 06, 2017	MARYLAND	*	4	1	3	0	0	0	0	0	0	0	1	0	0	0	0	0	1	0	0	.347
May 07, 2017	MARYLAND	*	3	1	1	0	0	0	0	0	0	0	0	0	0	0	0	0	1	0	0	.347
May 12, 2017	Rutgers-1	*	4	0	2	1	0	0	0	0	0	0	0	0	0	0	0	0	0	0	0	.350
May 12, 2017	Rutgers-2	*	5	1	1	1	0	0	1	0	0	0	0	0	0	0	0	1	2	0	0	.346
May 14, 2017	Rutgers	*	3	0	0	0	0	0	0	3	1	0	0	0	0	0	0	0	0	0	0	.340
May 18, 2017	IOWA	*	4	0	0	0	0	0	0	1	0	0	0	0	0	0	0	1	1	2	0	.333
May 19, 2017	IOWA-1	*	4	2	2	1	0	0	0	2	1	0	0	0	0	0	0	0	2	2	0	.337
May 19, 2017	IOWA-2	*	4	1	1	0	0	0	0	0	0	0	0	0	0	0	0	0	3	0	0	.335
Totals		49	200	42	67	44	9	3	12	23	3	10	5	4	1	3	1	30	100	5	2	.335



2016 - Freshman

Date	Opponent	GS	AB	R	H	RBI	2B	3B	HR	BB	IBB	SB	CS	HBP	SAC	SF	GDP	K	PO	A	E	Avg
Feb 26, 2016	Fla. Gulf Coast	*	3	0	1	1	0	0	0	0	0	0	1	0	1	0	0	0	2	0	0	.333
Feb 27, 2016	Fla. Gulf Coast	*	3	0	1	1	0	0	0	1	0	1	0	0	0	0	0	1	1	0	0	.333
Feb 28, 2016	Fla. Gulf Coast	*	3	0	0	0	0	0	0	0	0	0	0	0	0	0	0	1	0	0	0	.222
Mar 04, 2016	C. Michigan	*	2	1	1	0	0	0	0	1	0	1	1	1	0	0	0	0	2	0	0	.273
Mar 05, 2016	Stetson	*	3	1	1	1	0	0	0	1	0	0	0	0	0	0	0	1	1	0	0	.286
Mar 06, 2016	Villanova	*	3	0	0	0	0	0	0	0	0	0	0	0	0	0	0	1	2	0	0	.235
Mar 11, 2016	UNCG	*	1	0	0	0	0	0	0	1	0	0	0	1	0	0	0	1	2	0	0	.222
Mar 12, 2016	UNCG		0	0	0	0	0	0	0	0	0	0	0	0	0	0	0	0	2	0	0	.222
Mar 13, 2016	Coastal Carolina	*	2	0	1	1	1	0	0	1	0	0	0	1	0	0	0	0	3	0	1	.250
Mar 19, 2016	S. Illinois		0	0	0	0	0	0	0	0	0	0	0	0	0	0	0	0	1	0	0	.250
Mar 20, 2016	S. Illinois		1	0	1	0	0	0	0	0	0	0	0	0	0	0	0	0	0	0	0	.286
Mar 22, 2016	Illinois State	*	4	2	2	2	1	0	0	1	0	2	0	0	0	0	0	0	2	0	1	.320
Mar 25, 2016	PENN STATE	*	2	0	2	1	0	0	0	2	0	1	0	0	0	0	0	0	1	0	0	.370
Mar 26, 2016	PENN STATE-1	*	2	1	0	0	0	0	0	1	0	1	0	0	1	0	0	2	0	0	0	.345
Mar 26, 2016	PENN STATE-2	*	4	0	0	1	0	0	0	0	0	0	0	0	0	0	0	0	2	0	0	.303
Mar 29, 2016	Indiana State	*	4	0	0	0	0	0	0	0	0	0	0	0	0	0	0	1	3	0	0	.270
Apr 01, 2016	Nebraska	*	2	1	0	1	0	0	0	1	0	1	0	0	1	1	0	0	2	0	0	.256
Apr 02, 2016	Nebraska	*	3	2	1	2	0	1	0	2	0	0	0	0	0	0	1	0	1	0	0	.262
Apr 03, 2016	Nebraska	*	4	0	0	1	0	0	0	1	0	0	0	0	0	0	0	1	6	0	0	.239
Apr 05, 2016	E. ILLINOIS		0	0	0	0	0	0	0	0	0	0	0	0	0	0	0	0	0	1	0	.239
Apr 09, 2016	Iowa-1	*	2	0	0	0	0	0	0	0	0	0	0	0	1	0	0	1	0	0	0	.229
Apr 09, 2016	Iowa-2	*	4	1	3	1	0	0	0	0	0	0	0	0	0	0	0	1	2	0	0	.269
Apr 10, 2016	Iowa	*	3	0	0	0	0	0	0	0	0	0	0	0	0	0	0	1	0	0	0	.255
Apr 12, 2016	ILLINOIS STATE	*	3	1	1	0	0	0	0	1	0	1	1	0	0	0	0	0	3	0	0	.259
Apr 15, 2016	SAINT LOUIS	*	4	0	1	0	0	0	0	0	0	0	0	1	0	0	0	2	3	0	0	.258
Apr 16, 2016	SAINT LOUIS	*	4	0	1	0	0	0	0	1	0	1	0	0	0	0	0	0	3	0	0	.258
Apr 17, 2016	SAINT LOUIS	*	4	1	0	1	0	0	0	0	0	0	1	0	0	0	0	1	2	0	0	.243
Apr 19, 2016	Eastern Illinois	*	5	0	1	0	0	0	0	0	0	0	0	0	0	0	1	0	1	0	0	.240
Apr 22, 2016	OHIO STATE	*	7	1	1	0	0	0	0	0	0	0	0	0	0	0	0	4	0	0	0	.232
Apr 23, 2016	OHIO STATE	*	4	0	0	0	0	0	0	1	0	0	0	0	0	0	0	1	3	1	0	.221
Apr 24, 2016	OHIO STATE	*	4	1	2	3	1	0	0	0	0	0	0	0	0	0	0	0	1	0	0	.233
Apr 29, 2016	MINNESOTA-1	*	5	0	1	0	0	0	0	0	0	0	0	0	0	0	0	1	0	0	0	.232
Apr 29, 2016	MINNESOTA-2	*	3	0	0	0	0	0	0	1	0	0	1	0	0	0	0	0	4	0	1	.224
May 01, 2016	MINNESOTA	*	5	1	2	0	0	0	0	0	0	0	0	0	0	0	0	0	1	0	0	.233
May 03, 2016	Mizzou	*	4	2	2	2	1	0	1	1	0	1	0	0	0	0	0	0	2	0	0	.243
May 04, 2016	S. ILLINOIS	*	2	0	1	0	0	0	0	2	0	0	1	0	0	0	0	0	2	0	0	.248
May 07, 2016	Maryland-1	*	4	1	0	0	0	0	0	0	0	1	0	0	0	0	0	0	1	0	0	.239
May 07, 2016	Maryland-2	*	4	0	0	0	0	0	0	0	0	0	0	0	0	0	0	0	0	0	0	.231
May 08, 2016	Maryland	*	4	1	1	1	0	0	0	0	0	1	0	0	0	0	1	0	0	2	0	.231
May 13, 2016	Indiana	*	4	0	0	0	0	0	0	0	0	0	0	0	0	0	0	1	1	0	0	.224
May 14, 2016	Indiana	*	4	0	0	0	0	0	0	0	0	0	0	0	0	0	0	0	1	0	0	.217
May 15, 2016	Indiana	*	3	0	0	0	0	0	0	0	0	0	0	0	0	0	0	2	1	0	0	.212
May 19, 2016	MICHIGAN	*	3	0	0	0	0	0	0	0	0	0	0	0	0	0	0	3	1	0	0	.207
May 20, 2016	MICHIGAN	*	3	2	3	2	0	0	0	2	0	1	0	0	0	0	0	0	4	0	0	.225
May 21, 2016	MICHIGAN	*	3	0	1	0	0	0	0	1	0	0	0	0	0	0	0	0	2	0	0	.227
Totals		41	141	20	32	22	4	1	1	23	0	13	6	5	6	2	2	25	74	2	3	.227

PITCHING

2016 - Freshman

Date	Opponent	GS	IP	H	R	ER	BB	SO	2B	3B	HR	WP	BK	HBP	IBB	Score	W	L	SV	ERA
Mar 12, 2016	Coastal Carolina		1.0	0	0	0	0	2	0	0	0	0	0	0	0	4-10	0	0	0	0.00
Mar 19, 2016	N. Illinois		0.0	1	1	0	0	0	0	0	0	0	0	0	0	3-9	0	1	0	0.00
Mar 19, 2016	S. Illinois		1.1	1	0	0	0	1	0	0	0	0	0	0	0	2-3	0	1	0	0.00
Apr 02, 2016	Nebraska		0.1	2	0	0	0	0	0	0	0	0	0	0	0	8-9	0	1	0	0.00
Apr 05, 2016	E. ILLINOIS		1.0	0	0	0	2	0	0	0	0	0	0	0	0	9-7	1	1	0	0.00
Totals		0	3.2	4	1	0	2	3	0	0	0	0	0	0	0	26-38	1	1	0	0.00

COACHING STAFF

DAN HARTLEB

HEAD COACH // 13TH SEASON



HARTLEB FILE

BORN
Feb. 15, 1966

HOMETOWN
Hamilton, Ohio

FAMILY
Wife, Gina
Children, Zak and Haley

EDUCATION
John A. Logan CC, 1986, A.S.

Southern Illinois, 1989
B.S., Advertising

Southern Illinois, 1996
M.S., Higher Educational Administration

COACHING EXPERIENCE
2006-PRESENT
Illinois
Head Coach

2001-2005
Illinois
Associate Head Coach

1991-2000
Illinois
Assistant Coach

1989-90
Southern Illinois
Graduate Assistant

Dan Hartleb is in his 13th season as head coach at Illinois and 28th season on the Illini coaching staff in 2018. Hartleb ranks among the winningest coaches in school history, as he enters 2018 with 377 career victories. He has won a pair of Big Ten titles (2011, 2015) and owns a conference record of 172-135 (.560).

Under Hartleb, Illinois has had one of its best eras ever. The Fighting Illini have won 61.8 percent of its games over the last four years (133-82-1), the program's third-best four-year run since 1960-63 (.696) behind runs ending in 2015 and 2016. Every Illini that has played four years for Hartleb has left with a winning percentage of .500 or better.

Illinois went to its first-ever Super Regional in 2015, during the best season in program history, and has been to an NCAA Regional in three of the past seven years (2011, 2013, 2015). He has led Illinois to the Big Ten Tournament in eight of his 12 seasons at the helm, giving the Orange and Blue postseason appearances in 15 in the last 22 years.

It was a record-setting 2015 season for Illini baseball under Hartleb, who was named the Big Ten Coach of the Year, ABCA Mideast Region Coach of the Year and a National Coach of the Year finalist. The team won 50 games, breaking the previous school record of 49 wins set in 1982.

Along the way the Illini reeled off a Big Ten-record 27-game winning streak from March 30-May 20, the longest in the nation in 2015. Illinois won its first outright conference title in 10 years, claiming the crown with a 21-1 record. The UI's .955 winning percentage was the best by a league champion since 1966.

The Illini earned the No. 6 overall seed in the NCAA Tournament; becoming just the second Big Ten team to earn a national seed. Illinois went on to win its first-ever NCAA Regional, advancing to the Super Regional for the first time in school history. The Orange and Blue hosted both the Regional and Super Regional during a season in which the Illini won a school-record 25 games at Illinois Field.

Illinois swept the Big Ten individual awards for the first time in school history with first baseman David Kerian being named Player of the Year, left hander Tyler Jay selected as Pitcher of the Year and Dan Hartleb garnering Coach of the Year. Jay went on to earn first-team All-America honors while Kerian and pitcher Kevin Duchene were chosen as second-team All-Americans. The 2015 Illini pitching staff set a pair of school records with a 2.55 ERA and 449 strikeouts.

Immediately following the season a school-record nine players were selected in the MLB Draft, highlighted by Jay's selection at No. 6 overall by the Minnesota Twins to become the highest draft pick in Illini history. Illinois was tied for the third-most draft picks in the country in 2015.

The following year, right-hander Cody Sedlock was taken with the No. 27 overall pick in the 2016 MLB Draft. Sedlock set Fighting Illini single-season records for strikeouts (116), innings pitched against Big Ten opponents (64.2) and strikeouts against Big Ten opponents (75) on his way to the 2016 Big Ten Pitcher of the Year award and first team All-American honors by Baseball America.

Jay and Sedlock were the first teammates from Big Ten schools to be drafted in the first round of back-to-back drafts since Purdue's Sherard Clinkscales and Jermaine Allensworth went in the 1992 and 1993 supplemental first rounds.

During the 2014 season, Illinois posted its then-best Big Ten record at 17-7 during the conference's 24-game schedule era, finishing in third place and playing in the Big Ten Tournament. The Illini earned their most conference wins under Hartleb, which included a 10-2 mark in Big Ten road games. Six Illini earned All-Big Ten honors, while Adam Walton was named a Freshman All-American. Illinois' pitching staff shined on the mound, setting the then-school record with a 3.25 team ERA. Tyler Jay garnered All-Region recognition and shined on the Team USA Collegiate National Team roster during the summer, going 2-0 with a save and no earned runs allowed in 16.2 innings of relief. Hartleb also served on the coaching staff for the 2014 USA Baseball 14U National Team Development Program.

During the 2013 season, Illinois advanced to the NCAA Tournament for the second time in three years and finished 35-20, marking the most wins under Hartleb and since 2000 by an Illini squad. The Illini earned an at-large bid into the Nashville Regional, where they won their opening game before falling in their final two contests. Hartleb coached a pair of players to top national and conference honors, as Justin Parr was named an All-American and Big Ten Player of the Year and Kevin Duchene was picked as a Freshman All-American and Big Ten Freshman of the Year.

Hartleb guided the Illini to Big Ten regular-season and tournament championships in 2011, and the squad advanced to the championship game of the NCAA Fullerton Regional. After a rocky start to the season, Illinois reversed course by winning 18 of their final 24 games to clinch a share of the regular season Big Ten title, sweep through the Big Ten Tournament with a 3-0 record and go 2-2 at the NCAA Fullerton Regional as the No. 4 seed, eliminating No. 1 Cal State Fullerton and No. 3 Kansas State along the way.

After spending the first 10 years of his tenure at Illinois as the pitching coach, Hartleb earned the additional title of associate head coach in 2001, coordinating many administrative duties associated with the Illini baseball program. Following the 2005 Big Ten Championship season, ABCA Hall of Famer Richard "Itch" Jones retired and Hartleb was hired as the 10th coach in 136 years of Illinois Baseball. Hartleb coached under Jones for 17 years, two at Southern Illinois and 15 at Illinois.

During his time with the Illini, Hartleb has been instrumental in recruiting and developing 64 players who have signed minor league contracts, including six in 2015, one in 2014, three in 2013, two in 2012, four in 2011, three in 2009, two in 2008, four in 2007 and seven in 2005. Ten former Illini have reached the major leagues, with Tanner Roark (Washington Nationals) and Chris Robinson (San Diego Padres) adding their names to that list in 2013.



HARTLEB AT A GLANCE

AT ILLINOIS
- 2015 Big Ten Coach of the Year
- 2015 Mideast Coach of the Year
- 72 professional players
- 29 MLB Draft picks in the last seven years
- 23 All-Americans
- 11 Freshman All-Americans
- 6 Big Ten Players of the Year
- 5 Big Ten Pitchers of the Year
- 2 Big Ten Medal of Honor winners
- 40 first-team All-Big Ten selections
- 127 All-Big Ten honorees
- 210 Academic All-Big Ten performers

CAREER
- 84 professional players
- 131 All-Conference selections

In addition, 30 former players have earned All-America honors and 10 Illini freshmen have been named to Freshmen All-America teams. Five of Hartleb's pitchers have been named Big Ten Pitcher of the Year and Illinois has produced six Big Ten Players of the Year, along with 38 first-team All-Big Ten selections.

The Illini also have achieved a great deal of success in the classroom in Hartleb's 12 years as head coach, earning seven NCAA Public Recognition Awards, an honor bestowed on the highest-achieving schools in the NCAA's Academic Progress Rate (APR). Illinois also has ranked in the 90th percentile of all baseball programs in 10 of Hartleb's 12 seasons.

As the pitching coach at Illinois from 1991-2005, Hartleb produced an All-American pitcher in five consecutive seasons from 1998-02 and three of the four Big Ten Pitchers of the Year from 1998-2001. Brett Weber started the run when he earned All-America status and won Pitcher of the Year honors in 1998 and closer Jimmy Journell followed suit with All-America honors of his own in 1999.

Jason Anderson picked up the streak in 2000, taking home both All-America and Pitcher of the Year honors after posting a 14-3 record that season. Andy Dickinson kept it alive with All-America honors in 2001 and '02 and Pitcher of the Year accolades in '01.

But Hartleb has not simply been a pitching coach. He also has helped recruit and develop many top Illini players, including infielder Chris Basak, catchers Chris Robinson and Lars Davis, and infielder Bubba Smith. After three years under Hartleb's tutelage, Robinson became the highest-drafted position player in Illinois history when he was selected in the third round of the 2005 Major League Baseball First-Year Player Draft by the Detroit Tigers. Davis nearly matched Robinson in the 2007 draft when he was taken in the third round by the Colorado Rockies, but 12 picks later overall.

Hartleb has sent a number of former Illini hurlers to the professional ranks following their collegiate careers. Weber, Anderson and Jimmy Conroy all entered the New York Yankees' farm system, and Anderson has spent time in the big leagues with the Yankees, New York Mets and Cleveland Indians after spending only three years in the minors.

Jimmy Journell earned his first Major League appearance with the St. Louis Cardinals in 2003, less than three months after Anderson's big-league debut. Journell was the Cardinals' 2001 Minor League Pitcher of the Year. Mitch Walk, who was the Pitcher of the Year for the class-A San Jose Giants in 2001, pitched for Illinois from 1998-2000 and advanced to Double-A Norwich in 2005. Matt Vorwald was drafted in the seventh round by the Minnesota Twins in June of 2001.

Andy Dickinson was drafted by the Oakland A's in June of 2002 and advanced to the A's Double-A Midland RockHounds in 2005. Dave Mazurek and Justin Olson added their names to the list in 2003, as the former All-Big Ten closer signed a free agent deal with the Texas Rangers and Olson joined the Minnesota Twins organization. Mazurek played for the high class-A Lynchburg Hillcats, a Pittsburgh Pirates affiliate, in 2005, and Olson played for the Minnesota Twins' Double-A affiliate in 2006. Conroy was drafted in the 19th round by the New York Yankees in 2005 and won a New York-Penn League title with the class-A Staten Island Yankees that fall.

Other pros who have pitched under Hartleb at Illinois include 1999 Chicago Cubs draft pick Tim Lavery, 1998 Anaheim Angels signee Cody Salter, 1997 Houston Astros pick Brian Hecht, 1993 St. Louis Cardinals draftee Matt Arrandale, Mark Dressen and Jake Toohey.

Hartleb, a former catcher himself, also has been instrumental in creating a catcher tradition at Illinois. In addition to the recent high selections of Robinson and Lars Davis, catchers Adam Davis, Patrick Arlis and Aaron Nieckula had their names called during the draft. Adam Davis was an 11th-round pick by the Baltimore Orioles in the 2011 draft, Arlis was selected in the 11th round of the 2002 draft by the Florida Marlins and the A's took Nieckula in the 22nd round of the 1998 draft.

Following a five-year minor league career, Nieckula became the manager of the Kane County Cougars in 2006 and led the A's Class-A affiliate to the Midwest League championship series. He guided the Stockton Ports, Oakland's advanced-A squad, in 2009 and returned to Kane County in 2010. After the A's changed affiliates in the Midwest League, Nieckula became the manager of the Burlington Bees for 2011 and continued with the club in 2012.

In addition to developing Illinois' batteries throughout the years, Hartleb also has helped bring some of the top recruiting classes in the nation to Champaign in recent years. Anderson turned down a sixth-round offer from the Kansas City Royals in 1997 to attend Illinois after being recruited by Hartleb, and James Morris, a 23rd-round draft pick by the Cincinnati Reds in 2005, turned down a draft offer from the Anaheim Angels in 2001 to do the same. Hartleb's 1994 recruiting class, which included the core of the 1998 Big Ten championship team, also will go in the books as one of the finest classes ever recruited to Illinois.

Hartleb began his coaching career as a graduate assistant coach at Southern Illinois University in 1989-90. A two-year letterwinner at SIU, Hartleb finished his playing career with a .305 batting average. As a senior, Hartleb appeared in 56 contests as a catcher. Hartleb transferred to Southern Illinois from John A. Logan Community College, where he was a junior college all-star catcher. At Hamilton High School in Hamilton, Ohio, Hartleb was a standout athlete in both baseball and football. He was inducted into Hamilton High School's Hall of Fame in February 2002.

A 1989 graduate of SIU with a B.S. in advertising, Hartleb received his M.S. in higher educational administration from SIU in May 1996. He and his wife, Gina, were married in December 1993 and reside in Champaign with their children, Zakary David and Haley Noel.

HARTLEB'S CAREER COACHING RECORD

ASSISTANT COACH

YEAR	SCHOOL	OVERALL	CONF. FINISH	NCAA POSTSEASON
1989	Southern Illinois	26-38	6th-MVC	
1990	Southern Illinois	49-14	1st-MVC	NCAA Regional (2-2)
1991	Illinois	26-30	7th-Big Ten	
1992	Illinois	36-20	3rd-Big Ten	
1993	Illinois	32-23	8th-Big Ten	
1994	Illinois	26-26	7th-Big Ten	
1995	Illinois	25-31	5th-Big Ten	
1996	Illinois	37-22	2nd-Big Ten	
1997	Illinois	32-27	3rd-Big Ten	
1998	Illinois	42-21	1st-Big Ten	NCAA Regional (3-2)
1999	Illinois	34-22	3rd-Big Ten	
2000	Illinois	41-23	3rd-Big Ten	NCAA Regional (1-2)
2001	Illinois	29-28	5th-Big Ten	
2002	Illinois	32-19	6th-Big Ten	
2003	Illinois	27-26	7th-Big Ten	
2004	Illinois	22-33	9th-Big Ten	
2005	Illinois	33-23-1	1st-Big Ten	

HEAD COACH

YEAR	SCHOOL	OVERALL	CONF. FINISH	NCAA POSTSEASON
2006	Illinois	29-29	5th-Big Ten	
2007	Illinois	31-27	5th-Big Ten	
2008	Illinois	31-25	4th-Big Ten	
2009	Illinois	34-20	4th-Big Ten	
2010	Illinois	26-26	9th-Big Ten	
2011	Illinois	30-27	1st-Big Ten	NCAA Regional (2-2)
2012	Illinois	28-25	t-6th-Big Ten	
2013	Illinois	35-20	t-5th-Big Ten	NCAA Regional (1-2)
2014	Illinois	32-21	3rd-Big Ten	
2015	Illinois	50-10-1	1st-Big Ten	NCAA Super Regional (3-2)
2016	Illinois	28-23	t-8th-Big Ten	
2017	Illinois	23-28	10th-Big Ten	

Head Coaching Record: 377-281-1 (.573), 12 years
Assistant Coaching Record: 581-447-1 (.565), 17 years
Total Division I Coaching Record: 958-728-2 (.568), 29 years

HARTLEB'S RECORD AGAINST OPPONENTS

Akron	6-0	1.000
Army	0-1	.000
Ball State	2-1	.667
Baylor	3-1	.750
Benedictine-Spring.	0-1	.000
Blackburn	1-0	1.000
Boston College	1-0	1.000
Bradley	5-5	.500
Bucknell	0-1	.000
Butler	1-0	1.000
Cal State Fullerton	1-1	.500
Central Conn. St.	2-3	.400
Central Michigan	1-1	.500
Chicago State	2-0	1.000
Cincinnati	1-0	1.000
Coastal Carolina	4-6	.400
Columbia	0-1	.000
Connecticut	1-1	.500
Cornell	2-0	1.000
Dartmouth	5-0	1.000
East Carolina	0-2	.000
Eastern Illinois	10-6	.625
Eastern Kentucky	1-0	1.000
Evansville	0-1	.000
Florida	2-0	1.000
Florida Atlantic	1-2	.333
Florida Gulf Coast	7-2-1	.750
Fordham	1-0	1.000
George Mason	0-1	.000
Georgia State	1-2	.333
Georgia Tech	1-1	.500
Gonzaga	0-2	.000
Greenville	1-0	1.000
Hartford	1-0	1.000
Houston	0-1	.000
Houston Baptist	2-0	1.000
Illinois-Chicago	1-1	.500
Illinois-Springfield	1-0	1.000
Illinois College	1-0	1.000
Illinois State	12-4	.750
Indiana	20-16	.555
Indiana State	7-4	.636
Iowa	13-8	.619
Jacksonville State	0-1	.000
Judson	1-0	1.000
Kansas	1-0	1.000
Kansas State	1-0	1.000
Kent State	1-1	.500
Lamar	5-2	.714
Lindenwood-Belleville	1-0	.000
Lipscomb	0-1	.000
Louisiana-Lafayette	1-3	.250
Louisville	0-1	.000
LSU	2-1	.667
UMBC	1-0	1.000
Maryland	4-3	.571
Massachusetts	1-0	1.000
Miami (Ohio)	0-1	.000
Michigan	13-20	.394
Michigan State	24-18	.571
Minnesota	15-16	.484
Mississippi Valley State	3-0	1.000
Missouri	4-6	.400
Nebraska	7-8	.466
New Mexico State	3-1	.750
North Dakota State	1-0	1.000
Northern Illinois	2-4	.333
Northern Iowa	1-0	1.000
Northwestern	26-10	.722
Notre Dame	2-3	.300
Oklahoma State	2-1	.667
Oakland	3-1	.750
Ohio	2-0	1.000
Ohio State	19-15	.559
Oregon	1-0	1.000
Oregon State	0-1	.000
Pittsburgh	0-1	.000
Penn State	19-10	.655
Purdue	15-18	.455
Robert Morris	1-0	1.000
Rutgers	4-2	.667
St. John's	2-1	.667
Saint Louis	6-1	.857
St. Xavier	1-0	1.000
Sam Houston State	2-0	1.000
Stephen F. Austin	2-1	.667
Stetson	1-2	.333
Southeastern (Fla.)	1-0	1.000
South Florida	5-3	.625
SIU-Edwardsville	1-0	1.000
Southern Illinois	17-13	.566
Stanford	0-1	.000
Tennessee Tech	1-2	.333
Texas-Arlington	2-4	.333
Texas-Pan American	1-1	.500
Texas-San Antonio	0-1	.000
Texas A&M	0-1	.000
Texas A&M - Corpus Christi.	1-0	1.000
Texas State	0-1	.000
Toledo	1-1	.500
Tulane	1-2	.333
UNC Greensboro	0-2	.000
Vanderbilt	0-3	.000
Vermont	1-0	1.000
Villanova	1-0	1.000
West Virginia	3-2	.600
Western Carolina	0-2	.000
Western Illinois	2-0	1.000
Western Kentucky	0-3	.000
Western Michigan	4-1	.800
Wisconsin-Milwaukee	1-1	.500
Wright State	1-0	1.000
Yale	1-0	1.000
Xavier	3-1	.750

DREW DICKINSON

ASSISTANT COACH // SEVENTH SEASON



DICKINSON FILE

BORN
Dec. 13, 1979

HOMETOWN
Freeport, Ill.

EDUCATION
Illinois, 2009
B.S., Communication

COACHING EXPERIENCE
2012-PRESENT
Illinois
Assistant Coach

2011
Illinois
Volunteer Assistant Coach

2010
Schaumburg Flyers
Pitching Coach

2009
Illinois
Volunteer Assistant Coach

PLAYING EXPERIENCE
2008
Gary SouthShore RailCats
Northern League

2007
Schaumburg Flyers
Northern League

2002-05
Oakland Athletics
Minor Leagues

Drew Dickinson is in his seventh season as Illinois' pitching coach in 2018, after serving two stints as a volunteer assistant coach in 2009 and 2011. Dickinson oversees the development of Illinois' record-setting pitching staff and is instrumental in recruiting for the Fighting Illini. He has been an integral part of Illinois' first Super Regional appearance in 2015 and three NCAA Regional berths (2011, 2013, 2015).

Under Dickinson, Illinois' pitching staff has been one of the best in the Big Ten. The Fighting Illini have produced 11 drafted pitchers, including two first-rounders (Tyler Jay, Cody Sedlock) since Dickinson joined the staff. Illinois' 11 pitchers selected ranks No. 2 among teams that have spent the last five years in the Big Ten. The success on the mound has helped Illinois win 63.6% of its games since between 2012-16, an improvement of nearly 10% over the five years prior (54.9%).

Dickinson lowered Illinois' team ERA each of his first four years, highlighted by the 2015 Illini pitching staff's 2.55 ERA that shattered the 3.25 ERA record his staff set the year before in 2014. He tutored two straight Big Ten Pitchers of the Year in Jay (2015) and Sedlock (2016).

The 2015 Illini also broke the school record for strikeouts (449) and ERA in Big Ten games (2.87), as Dickinson earned Skippers Dugout's Division I Assistant Coach of the Year award. In 2016, Sedlock broke Illinois' single-season strikeout record (116) and pitched the most innings in a Big Ten season in program history (64.2), breaking the record previously held by Dickinson (62.0). Sedlock's efforts helped the Illini set a new team record for strikeouts in a Big Ten season (176).

In the 2015 final NCAA stat rankings, Illinois ranked fifth in ERA (2.55) and strikeout-to-walk ratio (3.48) and fourth in walks allowed per nine innings (2.08) and WHIP (1.13), which led the Big Ten in each category.

Dickinson helped mold Jay into the No. 6 overall MLB draft pick by the Minnesota Twins, making him the highest draft pick in Illini history. Jay was a first-team All-American and 2015 Big Ten Pitcher of the Year, while Kevin Duchene was a fifth round draft pick and second-team All-American in 2015.

Immediately following the 2015 season a school-record nine players were selected in the MLB Draft, which was tied for the third-most draft picks in the country in 2015. Five pitchers – Jay, Duchene, Nick Blackburn, Rob McDonnell and Drasen Johnson – were drafted, while John Kravetz was a free agent sign.

A year later, Sedlock was selected No. 27 overall by the Baltimore Orioles and Nick Blackburn (Arizona, 16th round) and J.D. Nielsen (Los Angeles Angles, 34th round) also went off the board. First-rounders Jay and Sedlock combined to sign for nearly $6 million.

During the 2014 season, Illinois' pitching staff shined on the mound, setting the then-school record with a 3.25 team ERA, breaking the mark of 3.43 from 1976. In the final NCAA stat rankings, Illinois ranked seventh in strikeout-to-walk ratio (2.92), eighth in walks allowed per nine innings (2.37), 40th in WHIP (1.25) and 49th in ERA (3.25), which was the fourth-best earned run average in the Big Ten.

The 2014 Illini hurlers also set a school record in Big Ten play (24-game schedule) for strikeouts (157), surpassing their mark of 135 from 2013. The 157 strikeouts also rank as the most punch outs in any Big Ten season, topping the previous mark of 155 during a 32-game season in 1997.

He guided Jay, who made the Team USA Collegiate National Team roster during the summer, to second-team All-Big Ten and All-Region recognition. Ronnie Muck was drafted by the Los Angeles Angels following the season.

In 2013, Dickinson's young pitching staff, which featured two freshmen and a sophomore in the postseason rotation, lowered its ERA by more than a run from 2012 from 4.77 ERA to 3.76 ERA, which ranked as the lowest mark since 1976 (3.43 ERA). His staff nearly boasted a 2:1 strikeout-to-walk ratio (316 K to 162 BB) and held opponents to a .267 average.

He coached Freshman All-American and Big Ten Freshman of the Year Kevin Duchene to one of the best debut seasons in Illinois history, which was capped off with a victory at the Nashville Regional. Duchene, who was named second-team All-Big Ten, turned in a team-best 2.79 ERA and tied for the second-most wins in the Big Ten with a mark of 9-1, which broke the Illini school record for most wins by a freshman. Senior Kevin Johnson also broke the school record for career innings pitched (334 IP) and became the second pitcher coached by Dickinson to be drafted when he was taken by the Athletics in the 24th round.

Dickinson was a part of Illinois' magical run to the 2011 Big Ten regular-season and tournament championships, serving as a volunteer assistant and first-base coach. In 2010, he served as the pitching coach for the Schaumburg Flyers of the independent Northern League. Dickinson was Illinois' volunteer assistant coach in 2009 while he finished his degree after a seven-year professional playing career.

Dickinson hit the recruiting trail and found immediate success after his hiring in August 2011, landing a pair of top-30 pitchers in the state of Illinois in lefty Kevin Duchene and right-hander Nick Blackburn, as well as projectable lefties Tyler Jay and J.D. Nielsen. He added depth with the 2013 class, including top-30 pitcher/outfielder Cody Sedlock and two-way players Ryne Roper and Matthew James.

In 2012, Dickinson guided the Illini pitching staff to its best ERA since 2005 with a 4.77 mark, 0.20 lower than in 2011. Illinois also posted a 1:1 hits to innings pitched ratio (464:464), compared to 533 hits in 499 2/3 innings in 2011. Before last season, the last time an Illinois staff had a 1:1 or better ratio in those categories was in 2000, when Dickinson and volunteer assistant coach Jason Anderson were part of the staff.

He tutored junior Matt Milroy in 2011, guiding the right-hander to a 3.88 ERA in 20 appearances with 65 strikeouts in 53 1/3 innings. Milroy parlayed that into an 11th-round selection by the Miami Marlins in the 2012 MLB Draft, becoming Illinois' highest-drafted pitcher since Matt Vorwald in 2001. Kevin Johnson and freshman John Kravetz teamed up to become one of the top starting duos in the Big Ten, combining for a 15-8 record and 176 innings pitched. Johnson also broke the school record for career innings pitched in Big Ten play in his final start of 2012, with 153 2/3.

Dickinson returned to Illinois as a volunteer assistant in 2011 after spending a year with Schaumburg and helped guide the Illini staff to its lowest ERA since 2005, besting the 2009 team's mark. He assisted the development of a staff that helped lift Illinois to Big Ten regular-season and tournament championships in the same season for the first time in school history and an appearance in the NCAA Fullerton Regional championship game.

Starting pitcher Kevin Johnson was Illinois' No. 1 starter in 2011, pitching 103.0 innings, the most by an Illini pitcher since Dickinson threw 114.2 in 2002 and the eighth-most in school history. Reliever Wes Braun also earned All-Big Ten third-team honors after going 2-0 with a 1.47 ERA and six saves. And reliever Chris Pack was lights-out, tying for the team lead with eight wins as he went 8-1 with a 4.70 ERA in 51 2/3 innings of work.

Following Dickinson's professional career, he served as Illinois' volunteer assistant coach in 2009, helping guide the Illini pitching staff to its lowest ERA since 2005. He then served as pitching coach for the Northern League's Schaumburg Flyers in 2010, leading them to the third-best ERA in the league after finishing last the three previous years. He also helped guide freshman hurler Will Strack to third-team All-Big Ten honors as he went 6-1 with a 3.84 ERA.

A 2009 graduate of Illinois, Dickinson holds a B.S. in communication. He was selected in the 28th round by the Oakland Athletics in the 2002 Major League Baseball First-Year Player Draft Dickinson is one of the best pitchers in Illinois history, earning third-team All-America honors by Collegiate Baseball and Big Ten Pitcher of the Year honors in 2001, and third-team Collegiate Baseball All-American laurels again in 2002. He shares the school records for career wins and wins in a Big Ten season, and holds the UI record for innings pitched in a Big Ten season.

In addition, he ranks third in career strikeouts and fifth in career innings pitched, and his 53 strikeouts in Big Ten play in both 2001 and 2002 are tied for third in school history. Dickinson also holds the record for innings pitched in a Big Ten season with 63 in 2002, and his 148 Big Ten innings rank third in school history. He pitched 115 1/3 innings in 2001 - third-most in school history - and 114 2/3 in 2002 - fourth-most in school history.

Dickinson was a two-time All-Big Ten first-team selection and reached the double-A level with the Oakland A's. He was a 2003 Midwest League all-star and was named a Top 25 Prospect in the A's system in 2004.

ADAM CHRIST

ASSISTANT COACH // THIRD SEASON



CHRIST FILE

BORN
Jan. 10, 1980

HOMETOWN
Waseca, Minn.

EDUCATION
Wisconsin-Milwaukee, 2003
B.S., Kinesiology

Minneosota State, 2008
M.S., Athletic Admin.

COACHING EXPERIENCE
2015-PRESENT
Illinois
Assistant Coach

2012-15
Minnesota State
Associate Head Coach

2009-11
Minnesota State
Assistant Coach

Adam Christ is in his third season as an assistant coach for the Fighting Illini in 2018, working with the hitters and serving as the third base coach. He joined the staff in July 2015 after spending seven seasons at Minnesota State.

In his first season at Illinois, the Fighting Illini went 28-23 with four draft picks, including one position player and another MLB free agent signing. Senior catcher Jason Goldstein was picked in the 9th round, an improvement from his 17th round selection from the year before, and shortstop Adam Walton was picked up by the Arizona Diamondbacks.

The following season Christ helped the Illini, one of the youngest teams in the Big Ten, have three All-Big Ten selections and two All-Freshman Team picks. Sophomore Jack Yalowitz had a breakout season with a .335 batting average and 12 homers to earn All-Big Ten first-team honors and be in the conversation for Big Ten Player of the Year. Senior Pat McInerney hit 15 homers and was a second-team selection, while freshman Michael Massey hit .330 with six long balls to earn third team and All-Freshman Team awards. Redshirt freshman walk-on Casey Dodge emerged as the Illini's designated hitter, a year after serving as the bullpen catcher, to hit .280 and earn an All-Freshman Team pick.

Named an assistant coach at Minnesota State in the summer of 2008, Christ was promoted to associate head coach in 2012. During his time with the Mavericks, Minnesota State accrued a 306-86 overall record for a .781 winning percentage.

In his seven seasons in Mankato, Minnesota State made seven NCAA postseason tournament appearances, won four Northern Sun Intercollegiate Conference regular-season titles, four NSIC tournament titles, claimed four NCAA regional titles and posted NCAA DII National Championship tournament finishes of seventh (2010), third (2012), second (2013) and third (2014).

The Waseca, Minnesota, native spent three years with the Ripken Academy in Aberdeen, Maryland prior to becoming an assistant coach at Minnesota State. A graduate assistant coach with the Maverick baseball program for two years (he earned his master's degree from Minnesota State in 2008), Christ is a 2003 University of Wisconsin-Milwaukee graduate where he was middle infielder with the Panthers.

Christ also spent a season with the baseball program at Iowa State (2000-01) where he was the starting shortstop and earned a scholar-athlete award with the Cyclones. He also logged two years at Des Moines Area Community College (1998-99 and 1999-2000) where he was a two-time all-conference selection.

Christ and his wife, Amanda, have three children, Coryn, Bo and Natalie.

CASEY FLETCHER

VOLUNTEEER ASSISTANT COACH // SECOND SEASON



FLETCHER FILE

BORN
Jan. 1, 1993

HOMETOWN
Oakwood, Ill.

EDUCATION
Illinois, 2015
B.S., Communication

Casey Fletcher is in his second season as a volunteer assistant coach in 2018. A former All-Big Ten performer in each of his two years playing for the Illini (2014-15), Fletcher returned to Champaign after a two-year stint playing for the Joliet Slammers of the Frontier League.

Fletcher was a big part of Illinois' 50-win season in 2015, helping the Fighting Illini reach the program's first NCAA Super Regional while hitting .326 with 48 runs, three homers and 33 RBIs. Fletcher had a hit in all five games of the NCAA Tournament, four during the NCAA Regional and two during the NCAA Super Regional.

Fletcher ended his Illini career with a .318 career batting average, nine homers and 60 RBIs in 108 games. He graduated in 2015 with a degree in communication.

Following his Illinois career, Fletcher transitioned from an outfielder to catcher for the Slammers. He had offers to continue playing in independent baseball following the Illini's 2017 season, but chose to begin his coaching career.

Fletcher's father, Darrin, played at Illinois before a 14-year career in Major League Baseball.

MICHAEL HURWITZ

STUDENT ASSISTANT COACH // SECOND SEASON



HURWITZ FILE

BORN
June 3, 1993

HOMETOWN
Springfield, Ill.

EDUCATION
Illinois, 2016
B.S., Community Health

Former Illini baseball player Michael Hurwitz is in his second season as a student assistant in 2018. Hurwitz joined the Illinois staff in 2017 while working on his MBA from the University of Illinois.

Hurwitz helped guide the middle infielders after his departure at second base and three-year starter Adam Walton's void at shortstop left an inexperienced but talented group to take over in 2017.

Hurwitz played 178 games in his Illinois career, including 153 starts. He hit .251 with 138 hits, 28 doubles, two triples and two home runs, driving in 62 runs from 2012-16.

Hurwitz had one of his best seasons in 2016 as a senior, leading the team in runs (32) and walks (67) and finishing second in on-base percentage (.392) and batting average in Big Ten games (.300). He went on a career-long 15-game hitting streak April 3-29 while hitting .429 (27-63) during the span.

He was an Academic All-Big Ten honoree and earned a degree in community health with a concentration in health planning and administration.

ILLINOIS BASEBALL SUPPORT STAFF



Zach Acton
Equipment Manager



Zach Altfillisch
Fighting Illini Productions



John Birdsell
Equipment Manager



Shari Clapp
Academic Advisor



Trevor Diedrich
Illini Design



Jeff Dolan
Strength and
Conditioning Coach



Mary Gallagher
Office Manager



Jim Halpin
Athletic Trainer



Adam Marantz
Digital Director



Brett Moore
Athletics Communication



Rick Raven
Equipment Manager



Madison Wallace
Marketing





THE RECORD BOOK

OFFENSIVE RECORDS

AVERAGE

Career

1. Darrin Fletcher (1985-87) 392
2. Kyle Hudson (2006-08) 376
3. Tim Richardson (1980-83) 372
4. Herb Plews (1947-50) 367
5. Ed Tryban (1930-32) 365
6. Sean Mulligan (1989-91) 364
7. Ben Lewis (1933-35) 361
8. Daniel Webb (2007-08) 360
   Dave Payton (1984-87) 360
10. Lars Davis (2006-07) 356
    Josh Klimek (1993, 1995-96) 356
    Mike Murawski (1967-69) 356

Season

1. Darrin Fletcher (1987) 497
2. Ben Lewis (1933) 473
3. Boyd Bartley (1943) 460
   John Toncoff (1933) 460
5. Jerry Jordan (1926) 447
6. Jake Stahl (1903) 444
7. Jake Stahl (1901) 443
8. Fred Major (1926) 441
9. Larry Sutton (1991) 434
10. Russ Steger (1950) 429

Big Ten Career

1. Tom Sinak (1992-95) 387
2. Justin Parr (2011-13) 367
3. Pete Cappetta (2008-11) 365
4. Larry Sutton (1989-92) 364
5. Daniel Webb (2007-08) 363
6. Kyle Hudson (2006-08) 361
7. Luke Simmons (1999-02) 357
8. Dominic Altobelli (2006-09) 356
9. Chris Basak (1998-00) 355
10. Mike Rohde (2005-07) 351
    Kevin Rudden (1996-99) 351

* Michael Massey's .354 in 2017 is not included.

Big Ten Season

1. Lee Eilbracht (1946) 484
2. Dave Payton (1987) 460
3. Tom Sinak (1994) 458
4. Kevin Rudden (1998) 430
5. Mark Dalesandro (1990) 427
6. Luke Simmons (2001) 426
7. David Kerian (2015) 424
8. Brian McClure (1996) 417
9. Larry Sutton (1991) 413
10. Justin Parr (2011) 411

Big Ten Batting Champion

1943	Boyd Bartley	.400
1946	Lee Eilbracht	.484
1948	Herb Plews	.404
1987	Dave Payton	.460
2001	Luke Simmons	.426
2011	Justin Parr	.411

Freshman (minimum 50 at bats)

1. Luke Simmons (1999) 386
2. Sean Mulligan (1989) 382
3. Kyle Hudson (2006) 375
4. Andy Schutzenhofer (2000) 371
5. Bubba Smith (1989) 363
6. Eric Eymann (2003) 359
7. Todd McClure (1996) 357
8. Willie Argo (2009) 355
9. Tim Richardson (1980) 350
10. Paul Marsillo (1977) 346

HITS

Career

1. Tim Richardson (1980-83) 297
2. Craig Marquie (1997-00) 289
3. Andy Schutzenhofer (2000-03) 286
4. Dave Payton (1984-87) 268
5. Dusty Rhodes (1995-98) 263
6. Todd McClure (1996-99) 257
7. Brian McClure (1993-96) 256
8. Ryan Hastings (2004-08) 250
9. Luke Simmons (1999-02) 243
10. Willie Argo (2009-12) 241
    Mark Dalesandro (1987-90) 241

Season

1. Tim Richardson (1982) 104
2. Justin Parr (2013) 92
3. Lars Davis (2007) 90
4. Brian McClure (1996) 89
5. Mark Dalensandro (1990) 88
6. Andy Schutzenhofer (2000) 87
7. Ryan Nagle (2015) 86
   Ryan Rogowski (2005) 86
   Josh Klimek (1996) 86
10. Brandon Wikoff (2009) 85
    Andy Schutzenhofer (2001) 85
    Gary Borg (1985) 85

Game

1. Eight tied 6

A. Schutzenhofer (6-8) vs. St. Joseph's (5/8/2000)
Luke Simmons (6-8) vs. St. Joseph's (5/8/2000)
Tom Sinak (6-6) vs. Michigan State (5/14/1995)
Forry Wells (6-7) vs. W. Michigan (3/18/1994)
Bubba Smith (6-7) vs. Illinois-Chicago (4/30/1991)
Tony Michalak (6-7) vs. E. Illinois (4/7/1987)
Tony Michalak (6-6) vs. W. Carolina (3/27/1986)
John Callahan (6-7) vs. Notre Dame (4/17/1937)

Big Ten Career

1. Andy Schutzenhofer (2000-03) 132
2. Ryan Hastings (2004-08) 124
   Craig Marquie (1997-00) 124
4. Luke Simmons (1999-02) 117
5. Drew Davidson (2002-05) 113
   Dusty Rhodes (1995-98) 113
7. Casey McMurray (2008-11) 112
   Brian McClure (1993-96) 112
9. Willie Argo (2009-12) 111
   Joe Bonadonna (2006-09) 111

Big Ten Season

1. Ryan Rogowski (2005) 47
2. Kyle Hudson (2008) 44
   Tom Sinak (1994) 44
4. Joe Bonadonna (2008) 43
5. Daniel Webb (2008) 42
   Brandon Wikoff (2008) 42
7. Eric Eymann (2003) 41
   Mark Dalesandro (1990) 41
9. Lars Davis (2007) 40
   Luke Simmons (2001) 40

Freshman

1. Andy Schutzenhofer (2000) 87
2. Eric Eymann (2003) 71
3. Todd McClure (1996) 70
4. Michael Massey (2017) 69
4. Craig Marquie (1997) 67
5. Joe Olker (1982) 63
6. Josh Parr (2009) 62
   Brandon Wikoff (2007) 62
8. Willie Argo (2009) 61
9. Sean Mulligan (1989) 58
   Darrin Fletcher (1985) 58

CAREER .300 HITTERS

		AVG. (H-AB)
1.	Darrin Fletcher (1985-87)	.392 (211-538)
2.	Kyle Hudson (2006-08)	.376 (178-474)
3.	Tim Richardson (1980-83)	.372 (297-798)
4.	Herb Plews (1947-50)	.367 (98-267)
5.	Ed Tryban (1930-32)	.365 (77-211)
6.	Sean Mulligan (1989-91)	.364 (176-484)
7.	Ben Lewis (1933-35)	.361 (73-202)
8.	Daniel Webb (2007-08)	.360 (142-394)
	Dave Payton (1984-87)	.360 (268-745)
10.	Lars Davis (2006-07)	.356 (153-430)
	Josh Klimek (1993, '95-96)	.356 (191-537)
	Mike Murawski (1967-69)	.356 (99-278)
13.	Andy Schutzenhofer (2000-03)	.355 (286-805)
14.	Luke Simmons (1999-02)	.354 (243-687)
15.	Tom Sinak (1992-95)	.352 (183-520)
16.	Larry Sutton (1989-92)	.351 (206-587)
17.	Chris Robinson (2003-05)	.347 (156-450)
	Chris Basak (1998-00)	.347 (157-453)
19.	Craig Marquie (1997-00)	.346 (289-836)
20.	Brandon Wikoff (2007-09)	.343 (226-659)
	Bubba Smith (1989-91)	.343 (137-399)
22.	Kevin Rudden (1996-99)	.342 (210-614)
23.	Ryan Snowden (2006-07)	.341 (154-451)
	Mike Wolters (1986-88)	.341 (140-411)
25.	D.J. Svihlik (1997-00)	.340 (233-685)
	Dusty Rhodes (1995-98)	.340 (263-773)
27.	Ryan Rogowski (2004-05)	.339 (123-363)
	Doug Kleber (1974-75)	.339 (76-224)
29.	Justin Parr (2011-13)	.337 (218-646)
	Forry Wells (1991-94)	.337 (182-540)
31.	Danny Rhodes (1995-98)	.336 (224-667)
32.	Paul Marsillo (1977-80)	.335 (191-570)
	Jon Siron (1973-75)	.335 (108-322)
	Boyd Bartley (1941-43)	.335 (71-212)
35.	Jim Rucks (1972-73)	.333 (73-219)
36.	Brian McClure (1993-96)	.331 (256-773)
37.	Keith Toriani (1990-93)	.330 (109-330)
	Lee Eilbracht (1943, 46-47)	.330 (66-200)
39.	Tony Michalak (1984-87)	.328 (232-708)
40.	Mike Rohde (2005-07)	.327 (190-581)
41.	Jordan Parr (2012-13)	.326 (135-414)
	Pete Cappetta (2008-11)	.326 (154-473)
	Todd McClure (1996-99)	.326 (257-789)
	Dan O'Neill (1996-99)	.326 (220-675)
	Mark Dalesandro (1987-90)	.326 (241-739)
46.	Brady Ballard (2000-01)	.325 (147-452)
47.	Eric Eymann (2003-04)	.324 (132-408)
48.	Ryan Hastings (2004-07)	.323 (250-773)
49.	Dominic Altobelli (2006-09)	.320 (153-478)
	Wil Parsons (1989-90)	.320 (139-435)
51.	Ken Crawford (1993-94)	.319 (73-229)
	Kevin O'Connor (1989-90)	.319 (95-298)
	John O'Grady (1928-29)	.319 (83-260)
54.	Casey Fletcher (2014-15)	.318 (126-396)
	Doug Jones (1980, 82-83)	.318 (105-330)
	Bob Windmiller (1969-71)	.318 (101-318)
57.	Don Cuchran (1987-90)	.317 (170-536)
	Bob Klaus (1957-59)	.317 (92-290)
	Russ Steger (1947-50)	.317 (117-369)
60.	David Kerian (2012-15)	.316 (196-621)
61.	Brandon Cashman (2002-03)	.315 (112-356)
	Patrick Arlis (2000-02)	.315 (127-403)
	Randy Crews (1968-70)	.315 (115-365)
64.	Willie Argo (2009-12)	.313 (241-769)
	Andy Thompson (1991-94)	.313 (213-680)
	Ken Warmbier (1982-85)	.313 (198-633)
	Bob Wakefield (1946-48)	.313 (85-272)
68.	Brian Roberts (1988-91)	.312 (171-548)
	Al Ryniec (1972-74)	.312 (63-202)
70.	Aaron Johnson (2008-09)	.311 (164-527)
	Drew Davidson (2002-05)	.311 (227-730)
	Gary Borg (1982-85)	.311 (201-647)
73.	Joe Olker (1982-84)	.310 (154-497)
74.	Ryan Nagle (2013-15)	.309 (143-463)
	Chad Frk (2001-05)	.309 (165-534)
	Jon Anderson (1996-99)	.309 (219-709)
	Bob Polock (1971-73)	.309 (104-337)
78.	Dave Wohlwend (1992-94)	.308 (147-477)
	Jason Moler (1989-90)	.308 (99-321)
	Jim Oros (1977-79)	.308 (111-360)
81.	Josh Parr (2009-11)	.306 (173-566)
82.	T.J. Jackson (1996-99)	.305 (113-370)
	Aaron Nieckula (1995-98)	.305 (167-548)
	Todd Schmitke (1979-82)	.305 (180-590)
	Tony Eichelberger (1960-62)	.304 (96-316)
86.	Joe Bonadonna (2006-09)	.303 (187-618)
	Shawn Roof (2004-07)	.303 (174-575)
	Scott Spiezio (1991-93)	.303 (171-565)
	Russ Martin (1958-60)	.303 (72-238)
90.	Casey McMurray (2008-11)	.302 (241-798)
	Dave Rear (1981-82)	.302 (113-373)
92.	Bob Christensen (1987-90)	.301 (177-588)
	Dan Humay (1965-67)	.301 (85-282)
94.	Dave Schultz (2006)	.300 (64-213)
	Brian Schullian (1992-95)	.300 (169-563)
	Terry Wells (1982-85)	.300 (71-237)
	Bud Felichio (1960-62)	.300 (99-330)
	Paul Milosevich (1940-42)	.300 (60-200)

minimum 200 at bats

SEASON .400 HITTERS

1.	Darrin Fletcher (1987)	.497 (80-161)
2.	Ben Lewis (1933)	.473 (35-74)
3.	Boyd Bartley (1943)	.460 (23-50)
	John Toncoff (1933)	.460 (23-50)
5.	Jerome Jordan (1926)	.447 (34-76)
6.	Jake Stahl (1903)	.444 (n/a-n/a)
7.	Jake Stahl (1901)	.443 (n/a-n/a)
8.	Fred Major (1926)	.441 (30-68)
9.	Larry Sutton (1991)	.434 (69-159)
10.	Russ Steger (1950)	.429 (33-77)
11.	Harry McCurdy (1921)	.423 (33-78)
12.	Brian McClure (1996)	.418 (89-213)
	Tom Sinak (1994)	.418 (79-189)
14.	William Fuzak (1931)	.417 (33-79)
	Otto Vogel (1921)	.417 (35-84)
16.	Wally Roetger (1923)	.409 (n/a-n/a)
17.	Victor Hinze (1937)	.405 (15-37)
18.	John Duffner (1935)	.403 (31-77)
	Ed Tryban (1930)	.403 (31-77)
20.	Lars Davis (2007)	.400 (90-225)
	Josh Klimek (1996)	.400 (86-215)
	Tim Richardson (1982)	.400 (104-260)

minimum 50 at bats

HITTING STREAK

1. Justin Parr (3/9-5/11/2013) . . . . . 33 games

OFFENSIVE RECORDS

RUNS

Career

1. Brian McClure (1993-96) 218
2. Dave Payton (1984-87) 214
3. Craig Marquie (1997-00) 200
4. Brian White (1980-83) 190
5. Willie Argo (2009-12) 187
6. Andy Schutzenhofer (2000-03) 184
7. Todd McClure (1996-99) 180
8. Dan O'Neill (1996-99) 176
   Tim Richardson (1980-83) 176
10. Dusty Rhodes (1995-98) 166

Season

1. Brian McClure (1996) 80
2. Josh Klimek (1996) 73
3. Dave Payton (1986) 70
4. Brian White (1982) 68
5. Dave Rear (1981) 64
6. Wil Parsons (1990) 63
   Bob Christensen (1990) 63
8. Dusty Rhodes (1998) 62
9. Kyle Hudson (2008) 61
   Craig Marquie (1998) 61
   Mark Dalesandro (1990) 61
   Dave Payton (1987) 61

Game

1. Reid Roper vs. Ill.-Chicago (5/10/2015) . . 6
2. 16 tied 5

Andy Schuzenhofer vs. St. Joseph's (5/8/2000)
Luke Simmons vs. St. Joseph's (5/8/2000)
Jon Anderson vs. Western Illinois (4/7/1999)
Dan O'Neill vs. Michigan (3/27/1998)
Vince Ippolito vs. Siena (3/13/1998)
Brian McClure vs. Portland (3/13/1996)
Dan O'Neill vs. Portland (3/13/1996)
Josh Klimek vs. Pace (3/11/1996)
Todd McClure vs. Pace (3/11/1996)
Dave Wohlwend vs. W. Michigan (3/18/1994)
Brian McClure vs. W. Michigan (3/18/1994)
Forry Wells vs. W. Michigan (3/18/1994)
Andy Thompson vs. W. Michigan (3/18/1994)
Bubba Smith vs. Illinois-Chicago (4/30/1991)
William Hapac at Mississippi Col. (4/26/1940)
William Hapac at Purdue (5/10/1940)

Big Ten Career

1. Andy Schutzenhofer (2000-03) 89
2. Brian McClure (1993-96) 86
3. Willie Argo (2009-12) 85
4. Drew Davidson (2002-05) 82
5. Craig Marquie (1997-00) 77
6. Dusty Rhodes (1995-98) 75
7. Dan O'Neill (1996-99) 74
8. Brandon Wikoff (2007-09) 72
9. Larry Sutton (1989-92) 71
10. Todd McClure (1996-99) 70
    Andy Thompson (1991-94) 70

Big Ten Season

1. Kyle Hudson (2008) 40*
2. Drew Davidson (2005) 31
3. J.R. Kyes (2005) 30
   Brian McClure (1996) 30
5. Dusty Bensko (2005) 29
   Brady Ballard (2001) 29
   Forry Wells (1994) 29
8. Dominic Altobelli (2009) 27
   Mike Rohde (2007) 27
   Lars Davis (2007) 27
   Ryan Rogowski (2002) 27
   Todd McClure (1999) 27

** denotes Big Ten single-season record*

RBI

Career

1. Dave Payton (1984-87) 210
2. Darrin Fletcher (1985-87) 199
3. Craig Marquie (1997-00) 190
4. Tim Richardson (1980-83) 181
5. Luke Simmons (1999-02) 174
6. Andy Schutzenhofer (2000-03) 173
   Brian McClure (1993-96) 173
8. D.J. Svihlik (1997-00) 164
9. Brian Bock (1979-82) 160
10. Larry Sutton (1989-92) 152

Season

1. Josh Klimek (1996) 94
2. Darrin Fletcher (1986) 80
3. Mark Dalesandro (1990) 73
   Darrin Fletcher (1987) 73
5. Brian Bock (1981) 70
6. Gary Borg (1985) 69
7. Dave Payton (1987) 68
8. Dusty Bensko (2005) 67
9. Brian McClure (1996) 66
10. Dave Payton (1986) 65

Game

1. Bubba Smith vs. Ill.-Chicago (4/30/1991) . 10

Big Ten Career

1. Craig Marquie (1997-00) 84
2. Drew Davidson (2002-05) 78
3. Larry Sutton (1989-92) 76
4. Ryan Hastings (2004-08) 75
   Andy Schutzenhofer (2000-03) 75
6. D.J. Svihlik (1997-00) 73
7. Mike Rohde (2005-07) 71
8. Willie Argo (2009-12) 70
9. Luke Simmons (1999-02) 69
10. Brandon Wikoff (2007-09) 68

Big Ten Season

1. Josh Klimek (1996) 42
2. Dusty Bensko (2005) 40
3. Brandon Wikoff (2008) 37
4. Mark Dalesandro (1990) 36
5. Larry Sutton (1992) 32
   Wil Parsons (1990) 32
7. Mike Rohde (2007) 29
   Scott Spiezio (1992) 29
9. Luke Simmons (2001) 28
   D.J. Svihlik (1998) 28
   Larry Sutton (1991) 28

Big Ten RBI Champion

1950	Russ Steger	20
1955	Vic Petreshne	15
1987	Tony Michalak	19
1989	Bubba Smith	29
1990	Mark Dalesandro	36
1996	Josh Klimek	42
2001	Luke Simmons	28
2005	Dusty Bensko	40

Freshman

1. Andy Schutzenhofer (2000) 63
2. Drew Davidson (2002) 52
3. Sean Mulligan (1989) 51
4. Willie Argo (2009) 47
5. Darrin Fletcher (1985) 46
6. Craig Marquie (1997) 41
7. Bubba Smith (1989) 40
8. Todd McClure (1996) 39
9. Luke Simmons (1999) 38
   Scott Spiezio (1991) 38

DOUBLES

Career

1. Dave Payton (1984-87) 78
2. Andy Schutzenhofer (2000-03) 52
   Todd McClure (1996-99) 52
   Dusty Rhodes (1995-98) 52
5. Craig Marquie (1997-00) 49
6. Josh Klimek (1993, 95-96) 48
7. Drew Davidson (2002-05) 46
   Larry Sutton (1989-92) 46
9. D.J. Svihlik (1997-00) 45
   Andy Thompson (1991-94) 45

Season

1. Dave Payton (1987) 30
2. Josh Klimek (1996) 22
   Tom Sinak (1994) 22
   Darrin Fletcher (1987) 22
   Gary Borg (1985) 22
6. Ryan Snowden (2007) 21
   Dave Payton (1986) 21
8. Mike Rohde (2007) 20
   Ryan Snowden (2006) 20
   Brady Ballard (2001) 20
   Dusty Rhodes (1998) 20
   Larry Sutton (1992) 20
   Brian White (1982) 20

Game

1. Brian White vs. Okla. City (3/18/1982) . . 4

Big Ten Career

1. Drew Davidson (2002-05) 27
2. Dusty Rhodes (1995-98) 26
3. Andy Schutzenhofer (2000-03) 24
4. Craig Marquie (1997-00) 22
5. Eric Eymann (2003-04) 21
   Brian McClure (1993-96) 21
   Andy Thompson (1991-94) 21
   Don Cuchran (1988-90) 21
9. Luke Simmons (1999-02) 20
   Dan O'Neill (1996-99) 20

Big Ten Season

1. Dusty Rhodes (1997) 12
2. Mike Rohde (2007) 11
   Eric Eymann (2004) 11
4. Drew Davidson (2005) 10
   Eric Eymann (2003) 10
   Brady Ballard (2000) 10
   Chris Basak (2000) 10
   Aaron Nieckula (1997) 10
   Tom Sinak (1994) 10
   Dave Payton (1987) 10

TRIPLES

Career

1. Tim Richardson (1980-83) 22
2. Dusty Rhodes (1995-98) 16
   Brian Bock (1979-82) 16
4. Ken Warmbier (1982-85) 14
5. Willie Argo (2009-12) 13
   Josh Parr (2009-11) 13
   Brian McClure (1993-96) 13
8. Justin Parr (2011-13) 12
9. Reid Roper (2011-15) 11
   Drew Davidson (2002-05) 11
   Brian White (1980-83) 11
   Greg Colby (1972-74) 11
   Russ Steger (1947-50) 11

Season

1. Tim Richardson (1982) 11
2. Dusty Rhodes (1997) 9
3. Brian Bock (1981) 8
   Jim Lymperopoulos (1928) 8
5. Forry Wells (1993) 7
   Tony Michalak (1987) 7
   Greg Colby (1973) 7
8. Willie Argo (2010) 6
   Josh Parr (2010) 6
   Ryan Hastings (2006) 6
   Ryan Rogowski (2005) 6
   Brian Roberts (1990) 6
   John Peach (1978) 6
   Russ Steger (1947) 6
   Bob Wakefield (1946) 6
   Walt Evers (1940) 6

Game

1. John Schlitchter vs. Penn State (4/25/2008) . . 3
   Fred Frink vs. Ohio (4/2/1934) 3

Big Ten Career

1. Willie Argo (2009-12) 8
   Josh Parr (2009-11) 8
   Dusty Rhodes (1995-98) 8
4. D.J. Svihlk (1997-00) 7
5. Ryan Hastings (2004-07) 5
   Craig Marquie (1997-00) 5
7. Reid Roper (2011-15) 4
   Justin Parr (2011-13) 4
   Kyle Hudson (2006-08) 4
   J.R. Kyes (2004-05) 4

Big Ten Season

1. Dusty Rhodes (1997) 5
   Walt Evers (1950) 5
3. Willie Argo (2010) 4
   Josh Parr (2010) 4
   Ryan Hastings (2006) 4
   J.R. Kyes (2005) 4
   Tim Richardson (1982) 4
8. Josh Parr (2011) 3
   John Schlichter (2008) 3
   Kyle Hudson (2007) 3
   Rob Fischer (2001) 3
   D.J. Svihlik (2000) 3
   Forry Wells (1993) 3

OFFENSIVE RECORDS

HOME RUNS

Career

1. Scott Spiezio (1991-93) 48
2. Sean Mulligan (1989-91) 40
3. Drew Davidson (2002-05) 39
   D.J. Svihlik (1997-00) 39
5. Craig Marquie (1997-00) 38
   Forry Wells (1991-94) 38
   Josh Klimek (1993, 95-96) 38
   Darrin Fletcher (1985-87) 38
9. Brian McClure (1993-96) 35
10. Bubba Smith (1989-91) 33

Season

1. Josh Klimek (1996) 26
2. Forry Wells (1994) 19
   Scott Spiezio (1992) 19
4. Bubba Smith (1991) 18
5. David Kerian (2015) 16
   Dusty Bensko (2005) 16
   Brian McClure (1996) 16
   Scott Spiezio (1993) 16
   Mark Dalesandro (1990) 16
9. Pat McInerney (2017) 15
   D.J. Svihlik (1999) 15
   D.J. Svihlik (1998) 15
   Sean Mulligan (1990) 15
   Darrin Fletcher (1987) 15
   Darrin Fletcher (1986) 15

Game

1. Bubba Smith vs. Ill.-Chicago (4/30/1991) . . 4

Big Ten Career

1. D.J. Svihlik (1997-00) 24
2. Drew Davidson (2002-05) 20
   Scott Spiezio (1991-93) 20
4. Josh Klimek (1993, 95-96) 17
   Forry Wells (1991-94) 17
6. Craig Marquie (1997-00) 16
   Larry Sutton (1988-92) 16
   Bubba Smith (1989-91) 16
9. Sean Mulligan (1989-91) 15
10. Kevin Rudden (1996-99) 13

Big Ten Season

1. Josh Klimek (1996) 12
2. Dusty Bensko (2005) 9
3. Drew Davidson (2005) 8
   D.J. Svihlik (1999) 8
   D.J. Svihlik (1998) 8
   Forry Wells (1994) 8
   Mark Dalesandro (1990) 8
8. Jack Yalowitz (2017) 7
   Scott Spiezio (1992) 7
   Scott Spiezio (1991) 7
   Sean Mulligan (1991) 7

Big Ten Home Run Champions

1950 Russ Steger 3
1955 Vic Petreshne 6
1989 Bubba Smith 9
1996 Josh Klimek 12
2005 Dusty Bensko 9

Freshman

1. Scott Spiezio (1991) 13
2. Willie Argo (2009) 12
   Sean Mulligan (1989) 12
4. Bubba Smith (1989) 11
5. Drew Davidson (2002) 10
6. Darrin Fletcher (1985) 8
7. Andy Schutzenhofer (2000) 7
   Luke Simmons (1999) 7
   Todd McClure (1996) 7
   Josh Klimek (1993) 7

HIT BY PITCH

Career

1. Shawn Roof (2004-07) 45
2. Andy Small (1989-92) 44
3. T.F. Meagher (2000-03) 38
4. Brian Roberts (1989-91) 36
5. Aaron Nieckula (1995-98) 34
6. Andy Schutzenhofer (2000-03) 33
7. Reid Roper (2011-15) 32
8. Aaron Johnson (2008-10) 30
9. Drew Davidson (2002-05) 27
10. Brandon Hohl (2010-13) 26
    Josh Parr (2009-11) 26
    Dusty Rhodes (1995-98) 26

Season

1. Shawn Roof (2007) 22
2 Andy Small (1990) 19
3. Shawn Roof (2006) 17
4. Brandon Cashman (2002) 16
   Aaron Nieckula (1997) 16
   Brian Roberts (1990) 16
7. Reid Roper (2014) 15
   Aaron Johnson (2009) 15
   Brian Mershon (1986) 15
10. Adam Davis (2011) 14
    T.F. Meagher (2002) 14
    T.F. Meagher (2001) 14
    Andy Small (1991) 14

Game

1. Shawn Roof vs. Ohio State (4/8/2007) . . 4

Big Ten Career

1. Shawn Roof (2004-07) 28
2. Andy Schutzenhoter (2000-03) 19
3. Aaron Nieckula (1995-98) 17
4. Reid Roper (2011-15) 16
   Josh Parr (2009-11) 16
6. Drew Davidson (2002-05) 15
7. Dusty Rhodes (1995-98) 14
   Andy Small (1989-92) 14
   T.F. Meagher (2000-03) 13
   Brian Roberts (1989-91) 13

Big Ten Season

1. Shawn Roof (2007) 14
2. Shawn Roof (2006) 11
3. Reid Roper (2014) 9
4. Jason Goldstein (2016) 8
   Andy Schutzenhofer (2003) 8
   Andy Small (1990) 8
7. Josh Parr (2010) 7
   T.F. Meagher (2001) 7
   Aaron Nieckula (1997) 7
   Dusty Rhodes (1997) 7

TOTAL BASES

Career

1. Craig Marquie (1997-00) 469
2. Dave Payton (1984-87) 445
3. Tim Richardson (1980-83) 440
4. Brian McClure (1993-96) 431
5. D.J. Svihlik (1997-00) 415
6. Drew Davidson (2002-05) 412
7. Todd McClure (1996-99) 394
8. Dusty Rhodes (1995-98) 386
9. Luke Simmons (1999-02) 381
10. Andy Schutzenhofer (2000-03) 379

Season

1. Josh Klimek (1996) 188
2. Tim Richardson (1982) 163
3. Brian McClure (1996) 158
4. Mark Dalesandro (1990) 151
5. Gary Borg (1985) 150
6. Darrin Fletcher (1987) 147
7. Lars Davis (2007) 145
8. Bubba Smith (1991) 141
9. Dan O'Neill (1998) 139
   Tom Sinak (1994) 139

Game

1. Bubba Smith vs. Ill.-Chicago (4/30/1991) . 18

Big Ten Career

1. Drew Davidson (2002-05) 206
2. Craig Marquie (1997-00) 204
3. D.J. Svihlik (1997-00) 199
4. Ryan Hastings (2004-08) 177
   Andy Schutzenhoter (2002-03) 177
6. Wille Argo (2009-12) 172
   Brian McClure (1993-96) 172
8. Luke Simmons (1999-02) 170
   Dusty Rhodes (1995-98) 170
10. Larry Sutton (1989-92) 162

Big Ten Season

1. Drew Davidson (2005) 73
2. Tom Sinak (1994) 71
3. J.R. Kyes (2005) 70
4. Mike Rohde (2007) 67
5. Dusty Bensko (2005) 66
6. D.J. Svihlik (1999) 64
7. Ryan Rogowski (2005) 63
   Larry Sutton (1992) 63
   Sean Mulligan (1991) 63
10. Dominic Altobelli (2009) 62
    Lars Davis (2007) 62
    Forry Wells (1994) 62

STOLEN BASES

Career

1. Willie Argo (2009-12) 98
2. Todd Schmitke (1979-82) 83
3. Kyle Hudson (2006-08) 66
4. Shawn Roof (2004-07) 65
5. Joe Bonadonna (2006-09) 60
   Ken Warmbier (1982-85) 60
7. Wil Parsons (1989-90) 57
8. Andy Thompson (1991-94) 55
   Tim Richardson (1980-83) 55
10. Paul Marsillo (1977-80) 54

Season

1. Willie Argo (2010) 41
2. Kyle Hudson (2008) 40
   Shawn Roof (2007) 40
4. Todd Schmitke (1981) 35
5. Wil Parsons (1989) 32
6. Ryan Rogowski (2005) 31
7. Todd Schmitke (1982) 30
8. Dave Rear (1981) 27
   Jim Lymperopoulos (1930) 27
10. Joe Bonadonna (2008) 26
    Tim Richardson (1982) 26

Game

1. Four tied 4
Willie Argo vs. Eastern Illinois (4/13/2010)
Shawn Roof vs. Stephen F. Austin (3/4/2007)
Bob Polock vs. Monmouth Col. (5/6/1973)
Robert Wahl vs. Ohio State (5/16/1941)

Big Ten Career

1. Willie Argo (2009-12) 38
2. Kyle Hudson (2006-08) 36
3. Shawn Roof (2004-07) 35
4. Joe Bonadonna (2005-08) 29
5. Andy Thompson (1991-94) 25
6. Wil Parsons (1989-90) 21
7. Ryan Rogowski (2004-05) 18
8. Thomas Lindauer (2011-13) 17
9. Dave Wohlwend (1992-94) 16
10. Brandon Cashman (2002-03) 15
    Chris Basak (1998-00) 15
    Danny Rhodes (1995-98) 15
    Brian McClure (1993-96) 15
    Kevin O'Connor (1989-90) 15

Big Ten Season

1. Kyle Hudson (2008) 25-31
2. Shawn Roof (2007) 19-24
3. Willie Argo (2010) 17-21
4. Shawn Roof (2006) 16-19
5. Wil Parsons (1989) 15-15
6. Joe Bonadonna (2008) 14-17
   Ryan Rogowski (2005) 14-16
8. Jordan Parr (2013) 11-13
   Kevin O'Connor (1990) 11-12
10. Pete Cappetta (2011) 10-10
    Willie Argo (2011) 10-15

OFFENSIVE/PITCHING RECORDS

GAMES PLAYED

Career

1. Craig Marquie (1997-00) 240
2. Tim Richardson (1980-83) 232
3. Dusty Rhodes (1995-98) 228
4. Ryan Hastings (2004-08) 225
   Andy Schutzenhofer (2000-03) 225
6. Brian White (1980-83) 224
7. Jon Anderson (1996-99) 220
   Dave Payton (1984-87) 220
9. Brian McClure (1993-96) 219
10. Todd McClure (1996-99) 216

Season

1. Tim Richardson (1982) 72
   Todd Schmitke (1982) 72
3. Brian White (1982) 70
4. Rob Pullen (1982) 67
5. Gary Borg (1985) 65
   Dick Canan (1985) 65
   Keith Massey (1985) 65
8. Seven players tied with 64

GAMES STARTED

Career

1. Craig Marquie (1997-2000) 236
2. Tim Richardson (1980-83) 232
3. Andy Schutzenhofer (2000-03) 224
4. Dave Payton (1984-87) 220
5. Ryan Hastings (2004-08) 216
   Dusty Rhodes (1995-98) 216
7. Brian McClure (1993-96) 214
8. Reid Roper (2011-15) 213
9. Gary Borg (1982-85) 212
10. Brandon Hohl (2010-13) 211

Season

1. Tim Richardson (1982) 72
2. Gary Borg (1985) 65
   Keith Massey (1985) 65
4. Craig Marquie (2000) 64
   Dick Canan (1985) 64
6. Andy Schutzenhofer (2000) 63
   Tony Michalak (1985) 63
8. Brady Ballard (2000) 62
   D.J. Svihlik (2000) 62
   Danny Rhodes (1998) 62
   Gary Moler (1990) 62

ERA

Career

1. Tyler Jay (2013-15) 1.68
2. Kevin Duchene (2013-15) 2.11
3. Tom Stewart (1974-76) 2.51
4. Chuck Sommer (1972-73) 2.73
5. Dan Ingram (1974-76) 2.87
6. John Widdersheim (1977-78) 2.90
7. John Harshbarger (1977-78) 2.92
8. Cody Sedlock (2014-16) 2.96
9. Drasen Johnson (2011-15) 2.98
   Rob McDonnell (2011-15) 2.98

Season

1. Tyler Jay (2015) 1.08
2. Dan Ingram (1976) 1.73
3. Kevin Duchene (2015) 1.75
4. Jimmy Journell (1999) 1.78
5. Kevin Duchene (2014) 1.80
6. Tyler Jay (2014) 1.94
7. Drasen Johnson (2015) 2.01
8. John Widdersheim (1978) 2.03
9. Donn Pall (1985) 2.18
10. Charlie Naso (2016) 2.25

Big Ten Career

1. Kevin Duchene (2013-15) 1.64
2. Cody Sedlock (2014-16) 1.86
3. Tyler Jay (2013-15) 2.15
4. Marv Rotblatt (1945-48) 2.51
5. Brett Weber (1995-98) 3.09
6. Charlie Naso (2013-16) 3.20
7. Jason Anderson (1999-00) 3.44
8. Drasen Johnson (2011-15) 3.48
9. Tom Zidlicky (1997-98) 3.57
10. Brian Hecht (1994-97) 3.82

* Ryan Thompson's 2.05 in 2017 is not included.

Big Ten Season

1. Rick Fillippo (1982) 0.00
2. Tyler Jay (2015) 0.40
   Tom Fletcher (1962) 0.40
3. Doug Mills (1961) 1.03
4. Dick Vorreyer (1955) 1.29
5. Rich Binder (1969) 1.35
6. Gerald Smith (1952) 1.40
7. Kevin Duchene (2015) 1.45
8. Marv Rotblatt (1947) 1.50
9. Brett Weber (1998) 1.52
   George Maier (1950) 1.52

Big Ten ERA Champions

1955	Dick Vorreyer	1.29
1961	Doug Mills	1.03
1962	Tom Fletcher	0.40
1982	Rick Fillippo	0.00
1996	Brett Weber	1.84
1998	Brett Weber	1.52
2015	Tyler Jay	0.40

WINNING PERCENTAGE

Career (minimum 10 wins)

1. Ray Poat (1937-38) 1.000, 10-0
2. Doug Mills (1960-62) 947, 18-1
3. Carl Jones (1984-87) 929, 13-1
4. Marv Rotblatt (1945-48) 862, 25-4
5. Kevin Duchene (2013-15) 857, 24-4
   Tanner Roark (2006-07) 857, 12-2
7. Jason Anderson (1998-00) 853, 29-5
8. Andy Dickinson (1999-02) 811, 30-7
9. Harry Swanson (1935-37) 810, 17-4
10. Ray Harrington (1928) 800, 12-3

Season

1. Donn Pall (1985) 1.000, 13-0
   Carl Jones (1985) 1.000, 9-0
   Terry Gellinger (1959) 1.000, 9-0
   Marv Rotblatt (1947) 1.000, 10-0
   Raymond Poat (1937) 1.000, 9-0
6. Andy Dickinson (2001) 917, 11-1
7. Kevin Duchene (2013) 900, 9-1
8. Stanley Feldman (1948) 889, 8-1
   Albert Masak (1934) 889, 8-1
10. Randy Conte (1982) 867, 13-2

Big Ten Winning Percentage Champions

1940	John Pacotti	5-1
1941	Alan Grant	5-1
1943	Al Scharf	3-0
1947	Marv Rotblatt	6-0
1951	George Maier	5-1
1952	Garry Smith	5-0
1959	Terry Gellinger	5-0
1961	Doug Mills // Ron Johnson	4-0
1962	Doug Mills // Tom Fletcher	5-0
1963	Jerry Weygandt	5-0
1969	Rich Binder	6-0
1985	Donn Pall	4-0
1996	Brett Weber	6-1
1998	Brett Weber	6-0
2001	Andy Dickinson	5-1
2015	Kevin Duchene	7-0
2016	J.D. Nielsen	3-0

WINS

Career

1. Andy Dickinson (1999-02) 30-7
   Mark Dressen (1989-92) 30-14
3. Jason Anderson (1998-00) 29-5
4. Carl Jones (1984-87) 25-9
   Randy Conte (1979-82) 25-13
   Marv Rotblatt (1945-48) 25-4
7. Kevin Duchene (2013-15) 24-4
   John Kravetz (2012-15) 24-7
   Brett Weber (1995-98) 24-13
10. Kevin Johnson (2010-13) 20-17
    Jason Wollard (1993-96) 20-8
    Keith Toriani (1990-93) 20-12
    Rich Capparelli (1986-89) 20-13
    George Mills (1930-32) 20-7

Season

1. Jason Anderson (2000) 14-3
2. Donn Pall (1985) 13-0
   Randy Conte (1982) 13-2
4. Rich Capparelli (1989) 12-2
   Ray Harrington (1928) 12-3
6. Kevin Duchene (2015) 11-2
   Andy Dickinson (2002) 11-2
   Andy Dickinson (2001) 11-1
9. Seven players tied 10

Big Ten Career

1. Marv Rotblatt (1945-48) 15-2
2. Andy Dickinson (1999-02) 14-5
   Brett Weber (1995-98) 14-4
4. Jason Anderson (1998-00) 13-3
5. John Kravetz (2012-15) 12-4
   Keith Toriani (1990-93) 12-7
   Mark Dressen (1989-92) 12-8
8. Kevin Duchene (2013-15) 11-0
   Drasen Johnson (2012-15) 11-5
   Bubba Smith (1989-91) 11-8
10. Kevin Johnson (2010-13) 10-11
    Brian Blomquist (2002-06) 10-6

Big Ten Season

1. Kevin Duchene (2015) 7-0
2. Drasen Johnson (2015) 6-1
   Tanner Roark (2007) 6-1
   Brian Blomquist (2005) 6-2
   Joe Ziemba (2003) 6-2
   Andy Dickinson (2002) 6-2
   Brett Weber (1998) 6-0
   Brett Weber (1996) 6-1
   Marv Rotblatt (1947) 6-0
10. 11 players tied 5

Freshman

1. Kevin Duchene (2013) 9-1
2. John Kravetz (2012) 8-3
3. Will Strack (2009) 6-1
   Jason Anderson (1998) 6-0
5. Ryan Schmitt (2017) 5-2
   Kevin Johnson (2010) 5-2
   Bryan Roberts (2009) 5-4
   Anthony Leonardi (1982) 5-3
8. Tanner Roark (2006) 4-0
   Matt Vorwald (1999) 4-1
   Mark Dressen (1989) 4-2
   John Ericks (1986) 4-2
   Randy Vincent (1974) 4-1

PITCHING RECORDS

SAVES

Career

1. Tyler Jay (2013-15) 24
2. Jeff Richards (1987-90) 23
3. Jeff Innis (1981-83) 21
4. Bryan Roberts (2009-13) 17
   Jake Toohey (2003-07) 17
6. Nick Blackburn (2013-16) 14
   Jimmy Journell (1997-99) 14
   Dave Mazurek (1999-03) 14
9. Reid Roper (2011-15) 11
   Mike Munson (1985-87) 11

Season

1. Tyler Jay (2015) 14
2. Jeff Richards (1989) 13
3. Nick Blackburn (2016) 11
4. Tyler Jay (2014) 10
5. Bryan Roberts (2010) 9
   Mike Munson (1986) 9
   Jeff Innis (1982) 9
8. Joey Gerber (2017) 8
   Bryan Roberts (2013) 8
   Matt Vorwald (2000) 8
   Jimmy Journell (1999) 8

Big Ten Career

1. Jake Toohey (2005-07) 15
2. Tyler Jay (2013-15) 11
   Bryan Roberts (2009-13) 11
   Jimmy Journell (1997-99) 11
5. Dave Mazurek (2001-03) 10
   Jeff Richards (1988-90) 10
   John Oestreich (1992-95) 5
8. Nick Blackburn (2013-16) 4
   Reid Roper (2011-15) 4
   Wes Braun (2008-11) 4
   Matt Vorwald (2000) 4
   Donnie Payne (1992-94) 4
   Matt Sander (1991-93) 4

Big Ten Season

1. Jake Toohey (2007) 7
   Jimmy Journell (1999) 7
3. Tyler Jay (2015) 6
   Bryan Roberts (2010) 6
   Dave Mazurek (2002) 6
   Jeff Richards (1989) 6
7. Tyler Jay (2014) 5
   Bryan Roberts (2013) 5
   Jake Toohey (2006) 5
10. Wes Braun (2011) 4
    Dave Mazurek (2003) 4
    Matt Vorwald (2000) 4
    Jimmy Journell (1998) 4

STRIKEOUTS

Career

1. Brett Weber (1995-98) 292
2. Marv Rotblatt (1946-48) 286
3. Andy Dickinson (1999-2002) 264
4. John Ericks (1986-88) 210
5. Kevin Johnson (2010-13) 208
6. Jason Anderson (1998-00) 197
7. Carl Jones (1984-87) 196
   Greg McCollum (1984-87) 196
9. Kevin Duchene (2013-15) 191
10. Terry Wells (1982-85) 183

Season

1. Cody Sedlock (2016) 116
2. John Ericks (1988) 108
3. Andy Dickinson (2002) 107
4. Marv Rotblatt (1948) 106
5. Andy Dickinson (2001) 99
   Brett Weber (1998) 99
7. Brett Weber (1997) 95
8. Jason Anderson (2000) 93
9. Brett Weber (1996) 89
10. Kevin Duchene (2015) 88
    George Maier (1951) 88
    Marv Rotblatt (1947) 88

Game

1. Three tied 18
   John Ericks vs. Bradley (3/26/1988)
   Norm Skikas vs. Memphis Naval (4/14/1960)
   Marv Rotblatt vs. Purdue (4/30/1948)

Big Ten Career

1. Marv Rotblatt (1945-48) 162
2. Brett Weber (1995-98) 134
3. Andy Dickinson (1999-02) 124
4. Kevin Johnson (2010-13) 108
5. Jason Anderson (1998-00) 97
   John Oestreich (1992-95) 97
7. Drasen Johnson (2012-15) 95
8. Cody Sedlock (2014-16) 86
9. Keith Toriani (1990-93) 84
   Bubba Smith (1989-91) 84

Big Ten Season

1. Cody Sedlock (2016) 75
2. Marv Rotblatt (1948) 61
3. George Maier (1951) 56
4. Andy Dickinson (2002) 53
   Andy Dickinson (2001) 53
   John Oestreich (1995) 53
7. John Ericks (1988) 50
8. Marv Rotblatt (1947) 49
9. Kevin Duchene (2015) 48
   Jason Anderson (2000) 48
   Brett Weber (1987) 48

Big Ten Strikeout Champions

1948	Marv Rotblatt	62
1951	George Maier	56
1962	Tom Fletcher	42
1988	John Ericks	50
1995	John Oestreich	53
2000	Jason Anderson	48
2014	Drasen Johnson	43
2016	Cody Sedlock	75

Freshman

1. Kevin Duchene (2013) 9-1
2. John Kravetz (2012) 8-3
3. Will Strack (2009) 6-1
   Jason Anderson (1998) 6-0
5. Ryan Schmitt (2017) 5-2
   Kevin Johnson (2010) 5-2
   Bryan Roberts (2009) 5-4
   Anthony Leonardi (1982) 5-3
8. Tanner Roark (2006) 4-0
   Matt Vorwald (1999) 4-1
   Mark Dressen (1989) 4-2
   John Ericks (1986) 4-2
   Randy Vincent (1974) 4-1

INNINGS PITCHED

Career

1. John Kravetz (2012-15) 337.0
2. Kevin Johnson (2010-13) 334.0
3. Mark Dressen (1989-92) 328.2
4. Brett Weber (1995-98) 315.2
5. Andy Dickinson (1999-2002) 304.2
6. Jason Anderson (1998-2000) 297.1
7. Greg McCollum (1984-87) 289.0
8. Drasen Johnson (2012-15) 281.0
9. Carl Jones (1984-87) 265.0
10. Randy Conte (1979-82) 264.2

Season

1. Jason Anderson (2000) 134.1
2. Ray Harrington (1928) 126.1
3. Drasen Johnson (2015) 116.2
4. Andy Dickinson (2001) 115.1
5. Andy Dickinson (2002) 114.2
6. Rich Capparelli (1989) 107.1
7. Brett Weber (1998) 107.0
8. Rich Hyde (1990) 103.2
9. Kevin Johnson (2011) 103.0
10. Cody Salter (1998) 102.2
    Kevin Duchene (2015) 102.2

Game

1. Howard Judson vs. Indiana (4/28/1945) . . 15

Big Ten Career

1. Kevin Johnson (2010-13) 179.0
2. John Kravetz (2012-15) 168.0
3. Brett Weber (1995-98) 151.1
4. Andy Dickinson (1999-02) 148.0
5. Drasen Johnson (2011-15) 145.0
6. Marv Rotblatt (1945-48) 143.1
7. Brian Blomquist (2002-06) 141.2
8. Jason Anderson (1998-00) 140.0
9. Ted Rowe (2002-04) 138.0
10. Mark Dressen (1989-92) 131.0

Big Ten Season

1. Cody Sedlock (2016) 64.2
2. Andy Dickinson (2002) 63.0
3. Brian Blomquist (2005) 62.0
4. Jason Anderson (2000) 58.2
5. Drasen Johnson (2015) 56.1
6. Kevin Duchene (2015) 56.0
   Ted Rowe (2003) 56.0
   Andy Dickinson (2001) 56.0
9. Tanner Roark (2007) 54.2
10. Drasen Johnson (2014) 54.0
    Marv Rotblatt (1947) 54.0

Freshman

1. Charles Smith (1989) 95.1
2. John Kravetz (2012) 87.2
3. Kevin Duchene (2013) 80.2
4. Ty Weber (2017) 78.1
5. Kevin Johnson (2010) 75.2
6. Bryan Roberts (2009) 69.2
7. Will Strack (2009) 68.0
8. Jason Anderson (1998) 66.1
9. Dennis Johnson (1981) 61.2
10. Cole Bellair (2016) 59.1

APPEARANCES

Career

1. Jeff Richards (1988-91) 97
2. Jeff Innis (1981-83) 84
3. J.D. Nielsen (2013-16) 79
4. Mike Munson (1985-88) 74
5. Nick Blackburn (2013-16) 72
   Ronnie Muck (2011-14) 72
   John Oestreich (1992-95) 72
8. Tyler Jay (2013-15) 71
   Greg McCollum (1984-87) 71
10. Jake Toohey (2003-07) 69
    Andy Dickinson (1999-02) 69
    Carl Jones (1984-87) 69

Season

1. Jeff Richards (1989) 39
2. Jeff Richards (1990) 36
3. Jeff Innis (1982) 32
4. Tyler Jay (2015) 30
5. J.D. Nielsen (2016) 29
   Matt Vorwald (2000) 29
7. Joey Gerber (2017) 27
8. Jimmy Journell (1999) 26
   Jeff Innis (1983) 26
   Jeff Innis (1981) 26

Big Ten Career

1. Jeff Richards (1988-90) 44
2. Jake Toohey (2005-07) 33
   John Oestreich (1992-95) 33
4. J.D. Nielsen (2013-16) 32
   Drasen Johnson (2012-15) 32
6. Tyler Jay (2013-15) 31
7. Kevin Johnson (2010-13) 29
   Bryan Roberts (2009-13) 29
   Ben Reeser (2006-08) 29
10. Andy Dickinson (1999-02) 27
    Jimmy Journell (1997-99) 27
    Jason Wollard (1993-96) 27

Big Ten Season

1. Jeff Richards (1989) 17
2. Aaron Saving (2005) 15
   Jeff Richards (1990) 15
4. J.D. Nielsen (2016) 14
   Jimmy Journell (1999) 14
6. Tyler Jay (2014) 13
   Jake Toohey (2007) 13
   Matt Vorwald (2000) 13
9. Ryan Thompson (2017) 12
   Dave Mazurek (2003) 12
   John Oestreich (1994) 12
   Jeff Richards (1988) 12

TEAM SEASON RECORDS

	SEASON	BIG TEN SEASON (32 GAMES)	BIG TEN SEASON (24 GAMES)
OFFENSE			
Wins	**50** // 2015	**20** // 2005	**21** // 2015
Winning Percentage	**1.000** // 1910 (14-0)	**1.000** // 1910 (11-0)	**1.000** // 1910 (11-0)
Winning Percentage (post-1965)	**.828** // 2015 (50-10-1)	**.875** // 1982 (14-2)	**.955** // 2015 (21-1)
Winning Streak	**27** // 2015	**27** // 5/21/1909 - 5/23/1911	**21** // 2015
Losses	**33** // 2004, 1980	**21** // 2004	**15** // 2017
Batting Average	**.347** // 1998	**.355** // 1998	**.329** // 2009
At Bats	**2,174** // 1998	**1,013** // 2008	**860** // 2009
Runs	**514** // 1998	**227** // 2008	**181** // 2009
Hits	**754** // 1998*	**349** // 2008	**283** // 2009
RBI	**481** // 1998	**202** // 2008	**169** // 2009
Doubles	**153** // 1998	**65** // 2008	**48** // 2009
Triples	**36** // 1982	**12** // 1997	**9** // 2009, 2011
Home Runs	**91** // 1998	**41** // 1998	**27** // 2017
Total Bases	**1,226** // 1998	**483** // 2005	**421** // 2009
PITCHING			
ERA	**2.55** // 2015	**3.89** // 1998	**2.87** // 2015
Strikeouts	**449** // 2015	**155** // 1997	**176** // 2016
Saves	**20** // 2015	**8** // 2006, 1999	**9** // 2014
DEFENSE			
Assists	**762** // 1990	**364** // 2006	**291** // 2013
Double Plays	**73** // 2007	**34** // 2007	**32** // 2012, 2015
Fielding Percentage	**.974** // 2017	**.986** // 1981	**.980** // 2012

* denotes Big Ten record

INDIVIDUAL GAME RECORDS

At Bats
Chris Basak vs. St. Joseph's (5/8/2000) 8
Andy Schutzenhofer vs. St. Joseph's (5/8/2000) 8
Luke Simmons vs. St. Joseph's (5/8/2000) 8
T.J. Jackson vs. Minnesota (4/19/1998) 8*

Hits
A. Schutzenhofer (6-for-8) vs. St. Joseph's (5/8/2000) 6
Luke Simmons (6-for-8) vs. St. Joseph's (5/8/2000) 6
Tom Sinak (6-for-6) vs. Michigan State (5/14/1995) 6*
Forry Wells (6-for-7) vs. W. Michigan (3/18/1994) 6
Bubba Smith (6-for-7) vs. Illinois-Chicago (4/30/1991) 6
Tony Michalak (6-for-7) vs. E. Illinois (4/7/1987) 6
Tony Michalak (6-for-6) vs. W. Carolina (3/27/1986) 6
John Callahan (6-for-7) vs. Notre Dame (4/17/1937) 6

Doubles
Brian White vs. Oklahoma City (3/18/1982) 4

Triples
John Schlichter vs. Penn State (4/25/2008) 3*
Fred Frink vs. Ohio University (4/2/1934) 3

Home Runs
Bubba Smith vs. Illinois-Chicago (4/30/1991) 4

RBI
Bubba Smith vs. Illinois-Chicago (4/30/1991) 10

Runs
Reid Roper vs. Rutgers (5/10/2015) 6*

Walks
Craig Marquie vs. Duquesne (3/10/2000) 5

Total Bases
Bubba Smith vs. Illinois-Chicago (4/30/1991) 18

Stolen Bases
Willie Argo vs. Eastern Illinois (4/13/2010) 4
Shawn Roof vs. Stephen F. Austin (3/4/2007) 4
Bob Polock vs. Monmouth College (5/6/1973) 4
Robert Wahl vs. Ohio State (5/16/1941) 4

Hit By Pitch
Shawn Roof vs. Ohio State (4/8/2007) 4

Hitting Streak
Justin Parr (3/9-5/11/2013) . . . . . 33 games

Strikeouts
John Ericks vs. Bradley (3/26/1988) 18
Norm Skikas vs. Memphis Naval (4/14/1960) 18
Marv Rotblatt vs. Purdue (4/30/1948) 18

Innings Pitched
Howard Judson vs. Indiana (4/28/1945) 15

* denotes Big Ten conference-game record

NO-HITTERS

"Boo" Champagne vs. Bradley 4/24/1985
Dan Hamstra vs. St. Xavier 4/7/1984
John Harshbarger vs. St. Mary's (Minn.) 4/8/1977
Dan Ingram vs. North Park 4/3/1976
Bob Harold vs. St. Mary's (Minn.) 4/2/1976
Sanford/Foss/Gregory vs. St. Joseph's (Ind.) 4/25/1967
Doug Mills vs. Wisconsin 4/29/1961*
John Brittin vs. Cincinnati Crescents 6/3/1947
Charles Schiller vs. Chicago 4/25/1942*
Woodward "Red" Gunkel vs. Ohio State 5/5/1916

TEAM GAME RECORDS

Runs . . . . . **35** // April 20, 1901 (ILL 35, IND 4)
Opponent Runs . . . . . **23** // April 29, 1987 (EIU 23, ILL 20)
Combined Runs . . . . . **45** // April 30, 1981 (ILL 28, UIC 17)
Victory Margin . . . . . **32** // May 8, 2000 (ILL 32, St. Joe's 0)
Hits . . . . . **39** // May 8, 2000
Home Runs . . . . . **9** // April 30, 1991
Strikeouts (pitching) . . . **23** // April 22, 2016 (ILL 1, OSU 0)
Double Plays . . . . . **5** // Feb. 24, 2017 ; May 23, 2007
. . . . . April 23, 1997

ILLINOIS FIELD RECORDS

TEAM HITTING

Runs
Illinois vs. St. Joseph's (5/8/2000) 32

Hits
Illinois vs. St. Joseph's (5/8/2000) 39

Home Runs
Illinois vs. UIC (4/30/1991). 9

Doubles
Illinois vs. Eastern Illinois (4/12/1990). 10

Triples
Illinois vs. Mississippi Valley State (3/30/2012). 5

Strikeouts
Illinois vs. Butler (5/6/1997). 16

Walks
Illinois vs. Western Michigan (3/18/1994) 14

Stolen Bases
Illinois vs. Eastern Illinois (4/13/2010). 8

INDIVIDUAL HITTING

Hits
4 times; last, Andy Schutzenhofer and Luke Simmons vs. St. Joseph's (5/8/2000). 6

At Bats
4 times; last, Andy Schutzenhofer, Luke Simmons, Chris Basak vs. St. Joseph's (5/8/2000). 8

Home Runs
Bubba Smith vs. UIC (4/30/1991). 4

RBI
Twice; last, Bubba Smith vs. UIC (4/30/1991) 10

Doubles
3 times; last, John Schlichter vs. Illinois College (4/9/2008) . . 3

Triples
John Schlichter vs. Penn State (4/25/2008) 3

Runs
Reid Roper vs. Rutgers (5/10/2015) 6

Total Bases
Bubba Smith vs. Illinois-Chicago (4/30/1991) 18

Stolen Bases
Willie Argo vs. Eastern Illinois (4/13/2010). 4

Walks
Josh Klimek vs. Chicago State (5/13/1996) 4

Hit by Pitch
Shawn Roof vs. Ohio State (4/8/2007) 4

Longest Home Run
Bubba Smith vs. Chicago State (4/25/1991) . . . . . .455 feet

INDIVIDUAL PITCHING

Fewest Hits (CG)
Five times; last, Doug Hayes vs. Penn State (3/25/2016). 1

Strikeouts
Cody Sedlock vs. Ohio State (4/22/2016) 14

Walks Allowed
Multiple times. 7

Runs Allowed
John Aseltine (Ill.-Chicago) vs. Illinois (4/2/1996) 12

Home Runs Allowed
Luke Shilling vs. Michigan State (3/26/2017). 6

Hits Allowed
Matt Arrandale vs. Purdue (4/24/1993) 16

Wild Pitches
Twice; last, Billy Barrett vs. Minnesota (4/28/2007). 4

ATTENDANCE

Season
2015 48,207

Season (average/date)
2015 1,721

Weekend Series
vs. Ohio State (5/8-10, 2009). 8,202

Home-Opening Weekend Series
vs. Iowa (4/8-10/2011). 3,214

Non-Conference Weekend Series
vs. Saint Louis (4/15-17, 2016) 4,529

Home Opener
vs. Indiana State (3/27/2007) 1,060

Big Ten Opener
vs. Penn State (4/2/2010). 1,157

WEEKEND SERIES ATTENDANCE

Att.	Opponent	Date
8,202	Ohio State	5/8-10, 2009
7,372*	Vanderbilt (NCAA Super Regional)	6/6-8, 2015
7,144*	Indiana	4/17-18, 2015
6,301	Ohio State	4/22-24, 2016
5,916	Indiana	4/25-27, 2014
5,820	Michigan	4/21-22, 1990
5,542	Purdue	4/11-13, 2015
4,955	Michigan State	5/4-6, 2012
4,787	Iowa	4/15-16, 1995
4,769	Michigan State	5/2-4, 2014
4,529	Saint Louis	4/15-17, 2016
4,460	Iowa	5/20-22, 2005
4,381	Iowa	4/21-23, 2006
4,352	Northwestern	4/16-17, 1994
4,182	Michigan	4/15-17, 2005
4,178	Northwestern	4/30-5/2, 2010
4,112	Michigan	4/19-21, 2016
4,100	Minnesota	4/27-29, 2007
4,094	Purdue	4/12-14, 2013

* - indicates two-day total

ANNUAL ATTENDANCE

Year	Dates	Total	Avg
1988	10	6,586	659
1989	6*	5,868*	N/A
1990	10	12,702	1,270
1991	14	8,675	620
1992	20	10,133	507
1993	13	8,842	680
1994	17	10,717	630
1995	13	9,548	734
1996	15	7,290	486
1997	20	7,472	374
1998	25	15,343	614
1999	17	10,480	616
2000	17	11,731	690
2001	18	11,319	629
2002	17	8,694	511
2003	19	9,148	481
2004	16	6,977	436
2005	20	17,722	886
2006	15	13,267	884
2007	17	12,776	751
2008	18	9,890	549
2009	19	17,590	925
2010	19	14,319	753
2011	18	14,226	790
2012	19	19,812	1,042
2013	16	14,452	903
2014	20	19,401	970
2015	28	48,207	1,721
2016	18	23,597	1,301
2017	22	21,484	976
Total	488	360,061	738

**1989 attendance records are incomplete, with figures for 6 of 11 home dates*

SINGLE-GAME ATTENDANCE

Att.	Opponent	Date
5,214	Ohio State	5/8/2009
4,229	Iowa	4/15/1995
4,019	Indiana	4/17/2015
3,800	Michigan	4/21/1990
3,767	Vanderbilt (NCAA Super Regional)	6/8/2015
3,605	Vanderbilt (NCAA Super Regional)	6/6/2015
3,398	Ohio (NCAA Regional)	5/29/2015
3,394	Northwestern	4/16/1994
3,185	Indiana	4/27/2014
3,125	Indiana	4/18/2015
3,121	Rutgers	5/10/2015
3,111	Rutgers	5/9/2015
3,002	Notre Dame (NCAA Regional)	5/31/2015
2,843	Purdue	4/11/2015
2,805	Northwestern	4/30/2010
2,574	Purdue	4/14/2013
2,500	Northwestern	4/20/1991
2,499	Michigan State	5/4/2012
2,485	Iowa	4/22/2006
2,339	Ohio State	4/22/2016
2,279	Ohio State	4/23/2016
2,139	Indiana	5/2/1992
2,118	Wright State (NCAA Regional)	6/1/2015
2,116	Minnesota	4/28/2007
2,045	Saint Louis	4/16/2016
2,027	Michigan State	5/3/2014
2,022	Michigan State	5/4/2014
2,020	Michigan	4/22/1990
2,007	Michigan	5/21/2016



HISTORY

ALL-AMERICANS

1947 - ANDY PHILLIP, 1B
LEE EILBRACHT, C

1948 - RUSS STEGER, OF

1951 - DICK RAKLOVITS, 3B

1959 - BOB KLAUS, SS

1962 - TOM FLETCHER, P

1973 - BOB POLOCK, 2B, (2ND)

1987 - DARRIN FLETCHER, C (1ST)

1988 - MARK DALESANDRO, 2B
Baseball America Summer Team (2nd)

1989 - SEAN MULLIGAN, C
Collegiate Baseball Freshman Team

BUBBA SMITH, UT
Collegiate Baseball Freshman Team

1990 - MARK DALESANDRO, 2B
ABCA (1st)
Baseball America (2nd)

1991 - SEAN MULLIGAN, C
Collegiate Baseball preseason (1st)
Baseball America preseason (3rd)

BUBBA SMITH, UT
Collegiate Baseball (3rd)

LARRY SUTTON, OF
Collegiate Baseball (3rd)

SCOTT SPIEZIO, IF
Collegiate Baseball Freshman Team

1992 - LARRY SUTTON, OF
Collegiate Baseball preseason (1st)

1993 - SCOTT SPIEZIO, IF
Collegiate Baseball preseason (1st)
Baseball America preseason (2nd)
Collegiate Baseball (3rd)

1994 - FORRY WELLS, OF
Smith Super Team/NCBWA (HM)

TOM SINAK, OF
Smith Super Team/NCBWA (HM)

1996 - JOSH KLIMEK, SS
ABCA (1st)
Baseball America (1st)
Collegiate Baseball (1st)
Smith Super Team (1st)

BRIAN MCCLURE, 2B
ABCA (2nd)

1998 - BRETT WEBER, RHP
NCBWA (2nd)
Collegiate Baseball (3rd)
ABCA (3rd)

D.J. SVIHLIK, 2B
NCBWA (2nd)

1999 - JIMMY JOURNELL, RHP
Baseball America (2nd)
NCBWA (2nd)

D.J. SVIHLIK, 2B
Collegiate Baseball preseason (1st)
NCBWA (Honorable Mention)

LUKE SIMMONS, DH
Collegiate Baseball Freshman Team

2000 - JASON ANDERSON, RHP
ABCA (1st)
Collegiate Baseball (2nd)
Collegiate Baseball preseason (2nd)

ANDY SCHUTZENHOFER, 1B
Baseball America Freshman Team
Collegiate Baseball Freshman Team

D.J. SVIHLIK, 2B
Collegiate Baseball preseason (3rd)

2001 - ANDY DICKINSON, LHP
Collegiate Baseball (3rd)

2002 - ANDY DICKINSON, LHP
Collegiate Baseball (3rd)
NCBWA preseason (3rd)
Collegiate Baseball preseason (2nd)

DREW DAVIDSON, OF
Collegiate Baseball Freshman Team

2003 - ERIC EYMANN, SS
Collegiate Baseball Freshman Team

2005 - DREW DAVIDSON, OF
Collegiate Baseball (3rd)

2007 - LARS DAVIS, C
PING! Baseball (1st)
Collegiate Baseball (2nd)
ABCA (3rd)

2008 - KYLE HUDSON, OF
ABCA (3rd)

CASEY MCMURRAY, OF
Collegiate Baseball Freshman Team

2009 - BRANDON WIKOFF, SS
Ping! Baseball (2nd)

WILLIE ARGO, OF
Collegiate Baseball Freshman Team

2012 - REID ROPER, 2B/RHP
Collegiate Baseball Freshman Team

2013 - JUSTIN PARR, OF
NCBWA (1st)
Collegiate Baseball (1st)
Baseball America (2nd)
Perfect Game (2nd)
ABCA (2nd)
CollegeBaseballInsider.com (2nd)

KEVIN DUCHENE, SP
Collegiate Baseball Freshman Team
NCBWA Freshman Team
Baseball America Freshman Team
Perfect Game Freshman Team

2014 - ADAM WALTON, SS
Collegiate Baseball Freshman Team

2015 - TYLER JAY, LHP
Collegiate Baseball (1st)
Perfect Game (1st)
Baseball America (1st)
NCBWA (1st)
ABCA (1st)
D1Baseball.com (2nd)
Collegiate Baseball preseason (2nd)
Perfect Game preseason (2nd)
Baseball America preseason (3rd)
NCBWA preseason (3rd)

KEVIN DUCHENE, LHP
Collegiate Baseball (2nd)
Perfect Game (2nd)
Baseball America (2nd)
NCBWA (2nd)
ABCA (2nd)
D1Baseball.com (2nd)

DAVID KERIAN, 1B
Collegiate Baseball (2nd)
Perfect Game (2nd)
Baseball America (2nd)
NCBWA (2nd)
ABCA (2nd)
D1Baseball.com (2nd)

2016 - CODY SEDLOCK, RHP
Baseball America (1st)
D1Baseball.com (2nd)
ABCA (3rd)

2017 - MICHAEL MASSEY, 2B
Collegiate Baseball Freshman Team

ALL-BIG TEN SELECTIONS

1949.....Herb Plews, 2B (2nd)
1950.....Russ Steger, OF (1st)
.....Dick Raklovits, OF (2nd)
.....Alby Plain, P (2nd)
1951.....Dick Raklovits, 3B (1st)
.....Bill Hoffman, C (1st)
.....George Maier, P (1st)
1953.....Jerry Miller, 2B (2nd)
.....Ron Ultes, RF (2nd)
.....Clive Follmer, P (2nd)
1955.....Bob Shoptwa, CF (2nd)
.....Vic Petreshene, 1B (3rd)
1956.....Ed Linbeck, CF (2nd)
1957.....Bob Klaus, SS (1st)
.....Jim Frillman, CF (2nd)
1958.....Bob Klauss, SS (1st)
.....Casey Barszcz, 3B (2nd)
.....Russ Martin, 1B (2nd)
1959.....Bob Klauss, SS (1st)
1960.....Ethan Blackaky, OF (2nd)
.....John Jurasevich, OF (3rd)
1961.....Doug Mills, P (1st)
.....Jerry Renner, 1B (2nd)
.....Francis Felichio, OF (2nd)
1962.....Lloyd Flodin, C (1st)
.....Tom Fletcher, P (lst)
.....Jerry Renner, 1B (3rd)
.....Tony Eichelberger, SS (2nd)
.....Doug Mills, P (2nd)
1963.....Tony Provenzano, OF (1st)
.....Jerry Weygandt, P (1st)
.....Jerry Renner, 1B (3rd)
.....Lloyd Flodin, C (3rd)
1964.....Jim Vopicka, SS (2nd)
1965.....Jim Vopicka, SS (2nd)
.....Dan Humay, 2B (3rd)
.....Ken Holtzman, P (3rd)
1966.....Jerry Szukala, 1B (3rd)
.....Dan Humay, SS (3rd)
1967.....Mike Murawski, OF (2nd)
.....Ken Rizzo, C (2nd)
.....Dan Humay, SS (3rd)
1968.....Mike Murawski, OF (1st)
.....Ken Rizzo, C (2nd)
.....Augie Matejzel, 2B (3rd)
.....Randy Crews, 3B (3rd)
1969.....Rich Binder, P (1st)
.....Clyde Keuha, OF (2nd)
.....Bob Windmiller, C (2nd)
.....Augie Matejzel, 2B (3rd)
1970.....Randy Drews, 1B (1st)
1971.....Bob Polock, 2B (2nd)
.....Wes Dixon, OF (2nd)
.....Larry Swakon, C (2nd)
1972.....Dave Engle, P (3rd)
1973.....Bob Polock, 2B (2nd)
.....Jon Siron, SS (1st)
.....Ken Ossola, OF (3rd)
1974.....Doug Kleber, OF (1st)
.....Al Ryniec, DH (2nd) & OF (3rd)
1975.....Doug Kleber, OF (2nd)
.....Ron Lapins, OF (3rd)
1976.....Dan Ingram, P (2nd)
.....Pat Fazzini, OF (3rd)
1977.....Steve Borre, OF (3rd)
1978.....John Peach, OF (2nd)
1979.....Paul Marsillo, OF (1st)
1980.....Paul Marsillo, OF (1st)
.....Carl DePaolis, C (2nd)
.....Tim Richardson, 3B (2nd)
1981.....Brian Bock, DH (1st)
.....Tim Richardson, 1B (2nd)
.....Todd Schmitke, OF (2nd)
.....Jeff Innis, P (2nd)
.....Brian White, 2B (3rd)
.....Dave Rear, OF (3rd)
1982.....Tim Richardson, 1B (1st)
.....Rick Filipo, P (1st)
.....Brian White, 2B (2nd)
.....Rob Pullen, SS (2nd)
.....Ken Warmbier, DH (2nd)
.....Todd Schmitke, OF (3rd)
.....Randy Conte, P (3rd)
1983.....Gary Borg, OF (2nd)
1984.....Gary Borg, 1B (3rd)
1985.....Donn Pall, P (1st)
.....Gary Borg, OF (2nd)
.....Tony Michalak, SS (3rd)
.....Dave Payton, OF (3rd)
.....Darrin Fletcher, DH (3rd)
1986.....Brad Wentz, OF (1st)
.....Darrin Fletcher, 1B (2nd)
.....Tony Michalak, SS (3rd)
1987.....Darrin Fletcher, C (1st)
.....Mike Wolters, 1B (1st)
.....Dave Payton, 3B (1st)
.....Tony Michalak, SS (2nd)
1988.....Mike Munson, P (3rd)
.....Mike Wolters, OF (3rd)
1989.....Bubba Smith, 1B (1st)
.....Don Cuchran, OF (2nd)
.....Wil Parsons, 2B (3rd)
1990.....Mark Dalesandro, DH (1st)
.....Brian Roberts 1B (1st)
.....Wil Parsons, 2B (2nd)
.....Kevin O'Connor, OF (2nd)
1991.....Larry Sutton, OF (2nd)
.....Sean Mulligan, C (2nd)
.....Bubba Smith, 1B (3rd)
1992.....Larry Sutton, OF (1st)
.....Scott Spiezio, 3B (3rd)
1993.....Scott Spiezio, 1B (2nd)
.....Forry Wells, OF (2nd)
.....Dave Wohlwend, 3B (3rd)
.....Brian Schullian, C (3rd)
.....Keith Toriani, P (3rd)
1994.....Forry Wells, 1B (1st)
.....Ken Crawford, DH (1st)
.....Tom Sinak, OF (2nd)
.....Andy Kortkamp, C (3rd)
.....Andy Thompson, OF (3rd)
.....Dave Wohlwend, 3B (3rd)
1995.....Josh Klimek, SS (1st)
.....Tom Sinak, OF (1st)
.....Brian McClure, 2B (2nd)
.....John Oestreich, P (2nd)
.....Dusty Rhodes, OF (3rd)
.....Brett Laurvick, DH (3rd)
.....Sean Williams, P (3rd)
1996.....Josh Klimek, SS (1st)
.....Brian McClure, 2B (1st)
.....Danny Rhodes, OF (1st)
.....Brett Weber, P (1st)
.....Dusty Rhodes, OF (2nd)
.....Brian Hecht, P (3rd)
.....Aaron Nieckula, C (3rd)
1997.....Brian Hecht, P (2nd)
.....Aaron Nieckula, C (2nd)
.....Danny Rhodes, OF (2nd)
.....Dusty Rhodes, OF (3rd)
1998.....Jimmy Journell, RP (1st)
.....Craig Marquie, 3B (1st)
.....Aaron Nieckula, C (1st)
.....Dan O'Neill, OF (1st)
.....D.J. Svihlik, 2B (1st)
.....Brett Weber, P (1st)
.....Danny Rhodes, OF (2nd)
.....Dusty Rhodes, OF (2nd)
.....Kevin Rudden, 1B (3rd)
.....Cody Salter, P (3rd)
.....Tom Zidlicky, P (3rd)
1999.....Jason Anderson, P (1st)
.....Jimmy Journell, RP (1st)
.....Jon Anderson, SS (2nd)
.....Craig Marquie, OF (2nd)
.....Luke Simmons, DH (2nd)
.....D.J. Svihlik, 2B (3rd)
2000.....Jason Anderson, P (1st)
.....Andy Schutzenhofer, 1B (1st)
.....Chris Basak, SS (2nd)
.....Luke Simmons, DH (2nd)
.....D.J. Svihlik, 2B (2nd)
.....Matt Vorwald, RP (2nd)
.....Brady Ballard, OF (3rd)
.....Craig Marquie, 3B (3rd)
2001.....Andy Dickinson, P (1st)
.....Rob Fischer, OF (2nd)
.....Andy Schutzenhofer, 1B (2nd)
.....Brady Ballard, OF (3rd)
.....Luke Simmons, 3B (3rd)
2002.....Patrick Arlis, C (1st)
.....Andy Dickinson, P (1st)
.....Dave Mazurek, RP (2nd)
.....Andy Schutzenhofer, 1B (2nd)
.....Drew Davidson, OF (3rd)
.....Luke Simmons, 3B (3rd)
2003.....Andy Schutzenhofer, 1B (1st)
.....Eric Eymann, SS (2nd)
.....Joe Ziemba, P (3rd)
2004.....Chris Robinson, C (1st)
.....Chad Frk, 3B (3rd)
.....Tim Gorski, P (3rd)
2005.....Dusty Bensko, 1B (1st)
.....Drew Davidson, OF (1st)
.....Ryan Rogwski, OF (1st)
.....Chris Robinson, C (1st)
.....Brian Blomquist, P (1st)
.....J.R. Kyes, 2B (2nd)
.....Mike Rohde, DH (2nd)
.....Jimmy Conroy, P (2nd)
2006.....Ryan Snowden, OF (2nd)
.....Ryan Hastings, 2B (3rd)
.....Shawn Roof, SS (3rd)
2007.....Lars Davis, C (1st)
.....Tanner Roark, P (2nd)
.....Daniel Webb, DH (3rd)
2008.....Kyle Hudson, OF (1st)
.....Joe Bonadonna, 2B (2nd)
.....Daniel Webb, DH (2nd)
.....Brandon Wikoff, SS (2nd)
.....Kevin Manson, SP (3rd)
2009.....Dominic Altobelli, 3B (1st)
.....Brandon Wikoff, SS (1st)
.....Pete Cappetta, OF (2nd)
.....Willie Argo, OF (3rd)
.....Aaron Johnson, C (3rd)
.....Will Strack, SP (3rd)
2010.....Josh Parr, SS (3rd)
2011.....Pete Cappetta, 2B (2nd)
.....Adam Davis, C (2nd)
.....Josh Parr, SS (2nd)
.....Willie Argo, OF (3rd)
.....Wes Braun, RP (3rd)
.....Casey McMurray, OF (3rd)
2012.....Willie Argo, OF (1st)
.....Thomas Lindauer, SS (3rd)
.....Justin Parr, OF (3rd)
2013.....David Kerian, 1B (1st)
.....Thomas Lindauer, SS (1st)
.....Justin Parr, OF (1st)
.....Kevin Duchene, SP (2nd)
.....Jordan Parr, OF (2nd)
2014.....Jason Goldstein, C (2nd)
.....Adam Walton, SS (2nd)
.....Will Krug, OF (2nd)
.....John Kravetz, SP (2nd)
.....Tyler Jay, RP (2nd)
.....Casey Fletcher, OF (3rd)
2015.....Jason Goldstein (1st)
.....David Kerian (1st)
.....Adam Walton (1st)
.....Casey Fletcher (1st)
.....Kevin Duchene (1st)
.....Tyler Jay (1st)
.....Drasen Johnson (2nd)
.....Reid Roper (3rd)
.....Ryan Nagle (3rd)
.....Pat McInerney (3rd)
.....John Kravetz (3rd)
2016.....Cody Sedlock (1st)
.....Jason Goldstein (3rd)
2017.....Jack Yalowitz (1st)
.....Pat McInerney (2nd)
.....Michael Massey (3rd)

BIG TEN AND ILLINOIS HONORS

BIG TEN PLAYER OF THE YEAR

1987 ..... Darrin Fletcher (C)
1989 ..... Bubba Smith (1B/P)
1990 ..... Mark Dalesandro (OF/C)
1996 ..... Josh Klimek (SS)
1998 ..... D.J. Svihlik (2B)
2005 ..... Drew Davidson (CF)
2007 ..... Lars Davis (C)
2013 ..... Justin Parr (OF)
2015 ..... David Kerian (1B)

BIG TEN PITCHER OF THE YEAR

1998 ..... Brett Weber
2000 ..... Jason Anderson
2001 ..... Andy Dickinson
2015 ..... Tyler Ja7
2016 ..... Cody Sedlock

BIG TEN FRESHMAN OF THE YEAR

1989 ..... Bubba Smith (1B/P)
2013 ..... Kevin Duchene (SP)

BIG TEN COACH OF THE YEAR

1998 ..... Richard "Itch" Jones
2005 ..... Richard "Itch" Jones
2015 ..... Dan Hartleb

ILLINOIS DIKE EDDLEMAN ATHLETE OF THE YEAR

1940 ..... William J. Hapac
1941 ..... John Drish
1942 ..... Andy Phillip
1943 ..... Andy Phillip
1950 ..... Russell Steger
1953 ..... Clive Follmer
1956 ..... Em Lindbeck
1962 ..... Doug Mills
1987 ..... Darrin Fletcher
2000 ..... Jason Anderson
2013 ..... Justin Parr
2015 ..... Tyler Jay

NATIONAL HITTER OF THE WEEK

2005 ..... Dusty Bensko (NCBWA, 4/12)
..... J.R. Kyes (Louisville Slugger, 5/9; NCBWA, 5/10)
2014 ..... Casey Fletcher (Louisville Slugger; NCAA.com, 5/6)

NATIONAL PITCHER OF THE WEEK

2005 ..... Cody Sedlock (NCBWA, 4/26)

NATIONAL ALL-STAR LINEUP

2008 ..... Joe Bonadonna (4/23)
2009 ..... Josh Parr (3/4)
..... Ben Reeser (3/11)
..... Brandon Wikoff (5/6)
2012 ..... Kevin Johnson (3/13)

BIG TEN PITCHER OF THE WEEK

1990 ..... Mark Dressen (5/8)
1991 ..... Bubba Smith (4/2)
..... Bubba Smith (5/15)
1992 ..... Mark Dressen (3/31)
..... Matt Arrandale (4/28)
1994 ..... Sean Williams (4/25)
1995 ..... John Oestreich (4/2)
1996 ..... Brett Weber (4/2)
1997 ..... Tom Zidlicky (4/28)
1998 ..... Brett Weber (4/6)
..... Tom Zidlicky (5/4)
1999 ..... Jimmy Journell (4/26)
2000 ..... Jason Anderson (4/3)
2001 ..... Andy Dickinson (3/26)
2002 ..... Andy Dickinson (3/19)
..... Andy Dickinson (4/15)
..... Dave Mazurek (4/22)
2003 ..... Ted Rowe (3/18)
2004 ..... Ted Rowe (3/2)
..... Tim Gorski (4/12)
2005 ..... Brian Blomquist (3/1)
2006 ..... Matt Whitmore (4/3)
..... Brian Blomquist (5/22)
2007 ..... Mike Stankiewicz (4/17)
..... Jake Toohey (5/21)
2008 ..... Phil Haig (5/19)
2009 ..... Ben Reeser (3/9)
..... Will Strack (3/30)
2012 ..... Kevin Johnson (3/12)
..... Matt Milroy (4/9)
2013 ..... Kevin Duchene (5/13)
2014 ..... Kevin Duchene (3/3)
..... John Kravetz (4/8)
2015 ..... Rob McDonnell (2/16)
..... Tyler Jay (3/9)
..... Kevin Duchene (3/23)
..... Kevin Duchene (4/7)
2016 ..... Cody Sedlock (4/25)
..... Doug Hayes (5/2)
..... Cody Sedlock (5/10)
2017 ..... Ty Weber (4/3)

BIG TEN PLAYER OF THE WEEK

1990 ..... Sean Mulligan (4/7)
..... Mark Dalesandro (5/15)
1991 ..... Larry Sutton (4/2)
1994 ..... Tom Sinak (3/28)
1996 ..... Josh Klimek (3/26)
..... Josh Klimek (4/8)
..... Brian McClure (4/15)
1997 ..... Dusty Rhodes (3/24)
..... Craig Marquie (3/31)
..... Aaron Nieckula (5/5)
1998 ..... Kevin Rudden (3/30)
1999 ..... Todd McClure (3/29)
..... Craig Marquie (5/18)
2000 ..... Chris Basak (3/27)
..... Chris Basak (4/10)
2001 ..... Rob Fischer (3/19)
..... Patrick Arlis (4/2)
2004 ..... Chris Robinson (4/26)
2005 ..... Drew Davidson (4/4)
..... Dusty Bensko (4/11)
..... Mike Rohde (4/25)
..... J.R. Kyes (5/10)
2007 ..... Lars Davis (3/26)
..... Ryan Hastings (4/10)
2008 ..... Joe Bonadonna (4/21)
..... Casey McMurray (4/28)
..... Brandon Wikoff (5/5)
2009 ..... Josh Parr (3/2)
..... Aaron Johnson (3/9)
..... Matt Dittman (4/13)
..... Willie Argo (4/27)
..... Brandon Wikoff (5/4)
2010 ..... Matt Dittman (3/15)
..... Willie Argo (3/29)
2011 ..... Willie Argo (4/25)
..... Pete Cappetta (5/2)
..... Matt Dittman (5/23)
2013 ..... Justin Parr (4/15)
2014 ..... Ryan Nagle (3/3)
..... Casey Fletcher (5/6)
2015 ..... Jason Goldstein (4/7)
..... Casey Fletcher (4/27)
..... Jason Goldstein (5/12)
..... David Kerian (5/4)
..... David Kerian (5/18)

BIG TEN FRESHMAN OF THE WEEK

2011 ..... Thomas Lindauer (3/21)
2012 ..... John Kravetz (2/20)
..... John Kravetz (3/12)
..... Reid Roper (4/9)
2013 ..... Kevin Duchene (5/13)
2014 ..... Ryne Roper (4/21)
2017 ..... Ty Weber (4/3)
..... Michael Massey (4/24)
..... Michael Massey (5/1)

ILLINOIS TEAM MVPS

1937 ..... Ray Poat
1938 ..... Leo Sainati
1939 ..... Thomas McConnell
1940 ..... John Pacotti
1941 ..... John Drish
1942 ..... Andy Phillip
1943 ..... Boby Bartley
1944 ..... Howie Judson // Lou Possehi
1945 ..... John Johns
1946 ..... Lee Eilbracht
1947 ..... Lee Eilbracht
1948 ..... Herb Plews
1949 ..... Herb Plews
1950 ..... Russ Steger
1951 ..... William Hoffman
1952 ..... Jerry Baranski // Gerald Smith
1953 ..... Bob Moore
1954 ..... Tom Scott
1955 ..... Marv Graves
1956 ..... Em Lindbeck
1957 ..... Rolla McMullen
1958 ..... Frank Schwartz
1959 ..... Bob Klaus
1960 ..... John Jarasevich
1961 ..... Ernie Kumerow
1962 ..... Tony Eichelberger
1963 ..... Tony Provenzano
1964 ..... Jim Vopicks
1965 ..... Ken Holtzman
1966 ..... Jerry Szukala
1967 ..... Mike Murawski
1968 ..... Mike Murawski
1969 ..... Rich Binder
1970 ..... Randy Crews
1971 ..... Wes Dixon
1972 ..... Gary Nicholson
1973 ..... Bob Polock
1974 ..... Al Ryniec
1975 ..... Jon Siron
1976 ..... Pat Fazzini
1977 ..... John Peach
1978 ..... Jim Oros
1979 ..... Paul Marsillo
1980 ..... Paul Marsillo
1981 ..... Brian Bock
1982 ..... Tim Richardson // Randy Conte
1983 ..... Tim Richardson
1984 ..... Joe Olker
1985 ..... Donn Pall // Gary Borg
1986 ..... Darrin Fletcher
1987 ..... Darrin Fletcher
1988 ..... Mike Wolters
1989 ..... Bubba Smith
1990 ..... Mark Dalesandro
1991 ..... Larry Sutton
1992 ..... Larry Sutton
1993 ..... Forry Wells
1994 ..... Forry Wells
1995 ..... Tom Sinak
1996 ..... Josh Klimek
1997 ..... Tom Zidlicky
1998 ..... Aaron Nieckula
1999 ..... Jon Anderson
2000 ..... Jason Anderson
2001 ..... Andy Dickinson
2002 ..... Andy Dickinson
2003 ..... Andy Schutzenhofer
2004 ..... Chris Robinson
2005 ..... Drew Davidson
2006 ..... Shawn Roof
2007 ..... Lars Davis
2008 ..... Kyle Hudson
2009 ..... Brandon Wikoff
2010 ..... Kevin Johnson
2011 ..... Pete Cappetta
2012 ..... Willie Argo
2013 ..... Justin Parr
2014 ..... Tyler Jay
2015 ..... Tyler Jay
2016 ..... Cody Sedlock
2017 ..... Pat McInerney

ILLINI GREAT LOU BOUDREAU

The University of Illinois Division of Intercollegiate Athletics retired the Illinois baseball jersey worn by former Fighting Illini baseball and basketball legend Lou Boudreau April 18, 1992, on "Lou Boudreau Day." No. 5, which was worn by Boudreau throughout his collegiate and professional careers, was officially retired between games of the Illinois-Minnesota Big Ten doubleheader.

Boudreau led Illinois to Big Ten titles in basketball and baseball in 1937, earning All-America honors in basketball in 1938 before embarking on a 50-year career in professional baseball.

He joined Illinois football legends Red Grange (#77) and Dick Butkus (#50) as the only athletes in Illinois history to have their jersey numbers retired.

Boudreau joined the Cleveland Indians in the spring of 1938. Four years later at age 24, he was named player-manager of the Indians. In 1948, Boudreau led the Indians to a world championship, hitting .355 with 18 homers and 106 RBI and earning The Sporting News Major League Player of the Year and American League Most Valuable Player honors.

In his 15-year major league playing career, Boudreau hit .295 with 68 homers and 789 RBI.

Boudreau played for Cleveland from 1938-1950 and finished his career with the Boston Red Sox from 1950-51.

One of the great fielding shortstops of his era, Boudreau led the league in fielding eight times and in double plays five times. He still holds the major league record for doubles in a game (four) set in 1946.



Boudreau managed four major league teams: Cleveland, Boston (1952-54), the Kansas City Athletics (1955-57) and the Chicago Cubs (1960). He served as a television and radio announcer for the Cubs for more than 20 years and was inducted into the Major League Baseball Hall of Fame in 1970.

As an Illinois sophomore third baseman in 1937, Boudreau hit .347 with 25 hits and four triples to lead the Illini to the Big Ten championship.

A few months earlier, Boudreau had helped lead the basketball squad to the Big Ten title. He also was captain of the 1937-38 squad as a junior.

Despite missing the last third of the 1938 basketball season, Boudreau was named an All-American by the Associated Press.

In June 1990, Collegiate Baseball named Boudreau to its all-time college baseball "Dream Team."

Boudreau's involvement at Illinois did not end when he joined the Indians in 1938. He returned to coach the freshman basketball team in 1939 and 1940.

In 1987, Boudreau was named Varsity "I" Man of the Year for his more than 50 years of loyal service to the University.

Boudreau passed away Aug. 10, 2001, at St. James Hospital in Olympia Fields, Illinois. He had lived with his family in Dolton, Illinois, since his retirement.









ALL-TIME LETTERWINNERS

– A –
Adsit, Bertram W. (1899, 00, 01)
Agase, Herbert (1950, 51)
Ahrens, Carl (1951, 52, 53)
Alcock, Warren J. (1917)
Alexander, Joe W. (1939)
Allen, Aleck M. (1883)
Allen, Art (1965)
Alley, Mike (1972)
Altobelli, Dominic (2006, 08, 09)
Anderlik, Robert (1945, 47, 48)
Anderson, Gary (1971, 72, 73)
Anderson, Jason (1998, 99, 00)
Anderson, John (2009, 10, 11)
Anderson, Jon (1996, 97, 98, 99)
Anderssohn, Henry (1948, 49, 50)
Andrews, Donald H. (1927, 28, 29)
Andrews, William T (1879, 80, 81)
Antonacci, Bill (1995, 96)
Arbuckle, Leon (1914, 15, 16)
Arft, Kevin (2000)
Argo, Willie (2009, 10, 11, 12)
Arlis, Patrick (2001, 02)
Arneson, Paul (1959, 60, 61)
Arrandale, Matt (1992, 93)
Arrasmith, William S. (1919)
Ashmore, James N. (1902, 03)
Astroth, Lavere L. (1939, 40, 42)
Atherton, George H. (1891, 92)

– B –
Backs, Jason (1988)
Baker, Jerry (1964)
Balestri, George (1943)
Ballantine, Fred (1949)
Ballard, Brady (2000, 01)
Bane, Frank M. (1914, 15)
Banker, Edward H. (1922)
Baranski, Jerome (1951, 52)
Barickman, Joel (2006)
Barklage, Oliver F. (1918, 19)
Barnes, Robert A. (1921, 22)
Barnett, Scott (1980)
Barrett, Bill (2007, 08, 11)
Barszcx, Casey (1957, 58, 59)
Barta, Joseph T. (1925)
Bartley, Boyd O. (1941, 42, 43)
Bartulis, Joe (1931)
Basak, Chris (1998, 99, 00)
Baum, Harvey W. (1894, 95)
Beadle, J. Grant (1885, 86, 87, 88)
Beebe, Fred L. (1902, 03)
Belden, Edgar S. (1888, 89, 90)
Bellair, Cole (2016, 17)
Belsole, Bob (1963, 64)
Bennett, Cleaves (1888)
Bennett, Mike (1970)
Bennett, Sean (1995)
Berg, Howard M. (1935, 36)
Berner, John R. (1938)
Berry, Rex (1958)
Bensko, Dusty (2002, 03, 04, 05)
Bessone, Amo (1941)
Beyer, George F. (1904, 06, 07)
Bickhaus, Dick (1961)
Bickhaus, Jim (1954, 55, 56)
Biel, Joseph (1981)
Bills, Victor (1982)
Binder, Richard (1967, 68, 69)
Bisbele, Fred B. (1933)
Bishop, Emanuel (2005)
Black, Marty (1990, 91)
Blackaby, Ethan (1960)
Blackburn, Nick (2013, 14, 15, 16)
Blakaslee, James W. (1896)
Blandy, D.C. (1883)
Blomquist, Brian (2002, 03, 05, 06)
Bock, Brian (1979, 80, 81, 82)
Boehler, Michael (1977)
Bogan, Raki (1995)
Bolk, Bill (1956, 57, 58)
Bonadonna, Joe (2006, 07, 08, 09)
Bonk, Bill (1960)
Borg, Gary (1982, 83, 84, 85)
Borgialli, Dominic (1978, 79)
Borre, Steven (1977, 78)
Boudreau, Louis (1937)
Bouton, Charles S. (1888, 89, 90, 91)
Bowen, Herbert L. (1890)
Bower, Lynn K. (1929)
Boyd, C.N. (1879, 80, 81)
Bozich, John (1956)
Brackett, Jerry (1969, 70, 71)
Bradley, John T. (1914, 15, 16)
Braun, Wes (2008, 10, 11)
Brenton, J.F. (1912)
Brewer, Joseph (1951)
Brewer, William R. (1939, 41, 42)
Briggs, C.W. (1886, 87, 88)
Brittin, John (1943, 47)
Brooks, Richard A. (1905, 06)
Brown, Donald (1929, 30)
Brozek, Gary (1982)
Bruin, W.W. (1931)
Bunn, Charles M. (1910)
Bunton, F.L. (1887)
Burlage, Bob (1996, 97, 98, 99)
Busche, Justin (1995, 97)
Bushnell, Howard (1905, 06, 07)
Butkovich, William (1944, 45)
Butler, F.L. (1895, 96)
Butzer, Glenn D. (1910, 11)
Buzwick, John W. (1908, 10)

– C –
Cahill, James (1977, 78, 79)
Callaghan, Rich (1963, 64, 65)
Callahan, John H. (1936, 37, 38)
Calza, Tom (1968, 69)
Campbell, Charles M. (1941, 42)
Canan, Rich (1985)
Cann, Fremont G. (1928)
Capparelli, Rich (1986-89)
Cappetta, Pete (2008, 09, 10, 11)
Carlson, Clifford C. (1933, 34)
Carnahan, David H. (1893, 95, 96)
Carnahan, Franklin G. (1891, 92)
Carpenter, Hubert V. (1896, 97)
Carrithers, Ira T. (1906, 07)
Cashman, Brandon (2002, 03)
Cashmore, Richard (1948)
Castellanos, Ryan (2013, 14)
Catalano, Phil (1959, 60)
Cavallo, Ernest S. (1938, 39)
Cawley, Mitchell (1980)
Champagne, Brannon "Boo" (1984, 85, 86)
Charvat, Bill (2012)
Chase, Morton E. (1879)
Chervinko, Paul (1931, 32, 33)
Chmielewski, Nick (2008, 09, 12)
Christensen, Bob (1987, 88, 89, 90)
Christiansen, Donald W. (1938)
Christopher, Ron (1964)
Ciaramelli, Robert (1943)
Cimack, Jeffrey (1975)
Clapp, David (1979)
Clark, Arthur S. (1883)
Clark, George (1915, 16)
Clarkson, Jasmes F. (1888, 89, 90)
Cochran, Phillip (1969)
Coffey, Lawrence (1984, 85)
Cogdal, Harry F. (1913, 14, 15)
Cohick, Emmitt (1989, 90)
Colangelo, Jerry (1960)
Colby, Greg (1972, 73, 74)
Colton, Seth W. (1880)
Conley, Frank C. (1938)
Conroy, Jimmy (2002, 03, 04,05)
Conte, Randy (1979, 80, 81, 82)
Cook, Gary (1973)
Cook, James F. (1900, 01, 02, 03)
Cook, Louis P. (1903, 04)
Cooper, Paul H. (1892, 94, 95, 96)
Cordova, Randy (1971, 72, 73)
Cortesi, Bob (1971, 72, 73)
Cox, Henry R. (1917)
Craan, David (2017)
Crangle, Walter F. (1921)
Crawford, Ken (1993, 94)
Crews, Randy (1968, 69, 70)
Cross, Charles W. (1889, 90, 91, 92)
Crossley, Clarence F. (1920, 22)
Crotser, Max (1959, 1960, 61)
Crouse, Dave (1964, 65, 66)
Cuchran, Don (1988, 89, 90)
Cummins, Christian (2010)
Cvik, James (1958, 59)

– D –
Dahlhein, Bruce (1975, 76, 77)
Dalbeck, Leon (1927)
Dalesandro, Mark (1987, 88, 89, 90)
Dancisak, Edward J. (1936)
Daukus, Anthony (1936)
Davidson, Drew (2002, 03, 04, 05)
Davis, Adam (2010, 11)
Davis, John E. (1915, 16, 17)
Davis, James O. (1883)
Davis, John (1951, 52)
Davis, Lars (2006, 07)
de la Torriente, Brian (2010, 12)
Delveaux, Jack (1958, 59)
Demmitt, Charles R. (1905, 06)
DePaolis, Carl (1978, 80)
DePew, Daren (1984)
Depken, Gerhard C. (1933)
DeVelde, H.S. (1900, 01, 02)
Devero, James (1946)
Dicke, Otto A. (1906, 07)
Dickinson, Andy (2000, 01, 02)
Diehl, Harold A. (1919)
Dierkes, Alfred (1952)
Diffenbaugh, Harry (1879, 80, 81)
DiMaria, Vince (2001, 02, 03, 04)
Disosway, Mark D. (1907, 08)
Dittman, Matt (2009, 11)
Dixon, Wesley (1970, 71, 72)
Dobry, Tim (1994)
Dodge, Casey (2017)
Dorn, Ernest F. (1927, 28, 29)
Doss, Paul C. (1918, 19)
Doty, Dick (1971, 72)
Dougherty, Floyd C. (1921, 22)
Doyle, Russell (1938)
Drago, Antyony (2016, 17)
Drechsler, Russell E. (1939, 40, 41)
Dressen, Mark (1989, 90, 91, 92)
Drish, John W (1939, 40, 41)
Duchene, Kevin (2013, 14, 15)
Dudas, Daniel (1954, 55, 56)
Duffner, John (1934, 35, 36)
Durant, Phillip S. (1921, 23)
Dystrup, Andrew (1967)

– E –
Eads, Robert (1944)
Ecklund, Arthur (1945)
Edwards, James B. (1918, 19)
Eichelberger, Tony (1960, 61, 62)
Eilbracht, Lee P. (1943, 46, 47)
Ellis, George H. (1883, 84, 85)
Emerick, Bill (1971)
Engel, Tyler (2017)
Engle, David (1970, 71, 72)
English, Frank J. (1917, 20)
Engvall, Phillip W. (1929)
Ericks, John (1986, 1987, 88)
Erickson, Carl V. (1925)
Evans, Edwin R. (1907)
Evers, Walter A. (1939)
Eyer, Lawrence (1975, 76, 77)
Eymann, Eric (2003, 04)

– F –
Falkenburg, Fred P.(1900, 01, 02)
Farr, Alvin I. (1909)
Farrington, Charles E. (1938)
Fazzini, Pat (1974, 75, 76, 77)
Feigenbutz, Vince (1952, 53, 54)
Feldman, Stanley (1948, 49)
Felichio, Francis (1960, 61, 62)
Fencl, G.S. (1930, 31, 32)
Ferry, Josh (2012)
Feuerbach, William J. (1892)
Filippo, Richard (1980, 81, 82)
Fillipan, John (1976)
Finn, Richard G. (1926, 27, 28)
Finn, Robert L. (1941, 42)
Fischer, George (1947, 48)
Fischer, Rob (1999, 00, 01)
Fitzgerald, Joseph (1954, 55)
Fleager, Clarence E. (1898, 99)
Fletcher, Casey (2014, 15)
Fletcher, Charles H. (1912, 13)
Fletcher, Darrin (1985, 86, 87)
Fletcher, Tom (1962)
Flock, Ward J. (1917)
Flodin, Lloyd (1961, 62, 63)
Flynn, James (1954, 57, 58)
Flynn, Pat (2002)
Follmer, Clive (1952, 53)
Fort, Charles (1952, 53, 54)
Foss, William (1967, 68, 69)
Frangos, John (1992)
Franklin, Murray (1935, 36, 37)
Frazier, Bruce (1951, 52, 53)
Frederickson, Daniel T. (1894)
Frederickson, George (1891, 92, 93, 94)
Frederickson, Trevor (2001, 02, 03, 04)
Frederickson, William (1887, 88)
Frees, Herman (1893, 94, 96)
Frentz, William (1956)
Frew, Pete (1994)
Frighetto, Mark (1975, 76)
Frillman, James (1955, 57)
Frink, Frederick F. (1932, 33, 34)
Fritz, Alan (1969, 70, 71)
Frk, Chad (2001, 03, 04, 05)
Fuller, James R. (1887, 88, 89)
Fulton, G.T. (1892, 93)
Fulton, Robert B. (1899, 00, 02)
Fulton, William J. (1895, 96, 97, 98)
Funk, Brian (1997, 98)
Funk, Clarence P. (1883)
Furber, William A. (1891)
Fuzak, William G. (1930, 31)

– G –
Galla, George (1963)
Gantt, Dave (1959)
Gardenhire, Toby (2005)
Gasparich, Timothy (1981)
Gawron, William (1958)
Gbur, Edward F. (1930, 31, 32)
Gedvilas, Leo (1944, 45, 46)
Gellinger, Terry (1958, 1959, 60)
Gerber, Joey (2017)
Gertz, Jeff (1999, 00, 01)
Giller, Michael (2008, 10)
Gillespie, Gordon (1944)
Gilliland, William (1887, 89, 90)
Glade, Henry A. (1928)
Godeke, Frank B. (1925)
Gold, Josh (2001, 02)
Goldstein, Charles B. (1933)
Goldstein, Jason (2013, 14, 15, 16)
Gorski, Tim (2001, 02, 04)
Goss, James (1975, 76)
Gotfryd, Peter J. (1943)
Grant, Alan S. (1939, 40, 41)
Graves, Marvin (1953, 55)
Graves, Perry H. (1914)
Gregory, Flint (1968, 69, 70)
Gregory, Gregg (1966, 67)
Gribble, Paul A. (1927)
Groth, Gene (1965)
Gugala, John (1947, 48, 49)
Gundlach, Norman J. (1926, 27, 28)
Gunkel, Woodward W. (1914, 15, 16)
Gunn, Charles A. (1891, 92)
Gunn, Richard (1955, 1956)
Gunning, Delany T. (1905, 06, 07)
Gussis, Lloyd (1967, 68, 69)
Guth, Glenn (1971)

– H –
Haake, Eric (1988)
Haas, Raymond C. (1918, 20)
Hadsall, H.H. (1896, 97)
Haefler, Robert E. (1936, 37)
Hahn, Casey (2003)
Haig, Phil (2008, 09)
Hainline, Chase (2014)
Halas, George S. (1916, 17)
Halas, Walter H. (1914, 15, 16)
Hall, Albert R. (1899)
Haller, Thomas (1957)
Hammond, Trent (2016, 17)
Hamstra, Daniel (1980, 82, 83, 84)
Hanson, Michael (1983)
Hanssen, Gustav A. (1887, 88, 89, 90)
Hapac, William J. (1939, 40)
Happeny, J. Clifford (1923)
Hargis, Douglas (1981, 82)
Harold, Robert (1975, 76)
Harper, Robert H. (1924)
Harrington, Raymond B. (1928)
Harris, Newton M. (1891)
Harshbarger, John (1977, 78)
Hart, Ralph W. (1892)

ALL-TIME LETTERWINNERS

Harvey, Donald (1958, 59)
Harvey, Ted (1963)
Haskell, Howard H. (1893, 94, 95, 96)
Haskins, Richard (1952, 53)
Hastings, Ryan (2004, 06, 07, 08)
Hawkins, LeShawn (1992, 93, 94)
Hayes, Doug (2016)
Hazlitt, Albert M. (1897, 98)
Hazzard, E.M. (1930, 31)
Heberer, Ronald (1951, 52)
Hecht, Brian (1995, 96, 97)
Heikes, Samuel I. (1920)
Heinz, Vince (1999, 00)
Heinrich, Tom (1971, 72)
Hellstrom, Norton E. (1921, 22, 23)
Hendrickson, Davis (2010, 11, 12, '13)
Henry, Wilbur L. (1935, 36, 37)
Herzog, Shawn (1994)
Hess, G.R. (1913)
Hester, Jack (1952)
Hester, John (1953, 54)
Higgins, Charles H. (1901, 02)
Hill, Arthur H. (1901, 04)
Hills, Stacy R. (1894)
Hinrichsen, George C. (1907)
Hinze, Victor H. (1936, 37)
Hobbs, Glenn M. (1890)
Hodges, Bill (1970, 71, 72, 73)
Hoffenberg, Earl (1967)
Hoffman, George O. (1925, 26, 27)
Hoffman, Thomas (1949)
Hoffman, William (1950, 51)
Hohl, Brandon (2010, 11, 12, '13)
Hohm, Harley D. (1916)
Holland, Pat (1962, 63)
Holtzman, Ken (1965)
Hooper, Max (1952, 53, 54)
Hotchkin, Robert (1935)
Hotchkiss, Robert J. (1894, 95)
Hrnyak, Nick (1983)
Hudson, Kyle (2006, 07, 08)
Huff, George A. (1889, 90, 91, 92)
Huff, Roger G. (1910)
Huff, Walter W. (1907)
Huisinga, Trevor (2003, 04, 05, 06)
Hull, James M. (1924)
Hull, Thomas F. (1942)
Humay, Dan (1965, 66, 67)
Humphrey, Darryl (1986)
Huntley, Converse R. (1879, 80, 81)
Hurwitz, Michael (2012, 13, 14, 16)
Hyde, Rich (1989, 90, 91)

– I –

Iavarone, Greg (1982, 83, 84, 85)
Ifft, Aaron (2005, 07)
Ingle, Scott (1903)
Ingram, Daniel (1974, 75, 76)
Ingrum, Ronald (1967, 68, 69)
Ingwersen, Burton A. (1918, 19, 20)
Innis, Brian (1982)
Innis, Jeffrey (1981, 82, 83)
Ippolito, Vince (1998)
Irwin, Doug (1992, 93)

– J –

Jackson, Clifford L. (1921, 22, 23)
Jackson, Matt (1995, 96)
Jackson, T.J. (1997, 98, 99)
Jackson, Trenton (1965)
James, Matthew (2015, 16, 17)
Janicki, Nick (1970)
Jasper, Thomas (1890, 91, 92, 93)
Jay, Tyler (2013, 14, 15)
Jestes, Edmiston R. (1924, 25)
Johansen, Bob (1965)
Johns, John (1944, 45)
Johnson, Aaron (2008, 09, 10)
Johnson, Dennis (1981, 83)
Johnson, E. Thomas (1919, 20, 21)
Johnson, Drasen (2012, 13, 14, 15)
Johnson, Kevin (2010, 11, 12, 13)
Johnson, Ron (1961, 62)
Johnson, Tony (1955)
Johnston, Arthur R. (1897, 98, 99, 00)
Jonas, Joel (1964)
Jones, Carl (1984, 85, 87)
Jones, Douglas (1980, 82, 83)
Jones, Zack (2017)
Jordan, Jerome J. (1925, 26)
Journell, Jimmy (1998, 99)
Joy, Samuel S. (1898)
Joyce, Luke (2011, 12)
Judson, Howard (1944, 45)
Judson, Phil (1955, 56)
Jurack, Mike (1991, 92, 93)
Jurasevich, John (1958, 59, 60)
Juul, Herbert V. (1906)

– K –

Kadir, Omar (2007)
Kaires, Gerald (1945, 46, 48)
Kaiser, Paul W. (1919)
Kal, Harris (1974, 75, 76)
Kallis, Leonard (1938, 40)
Kandel, Bruce (1975, 76, 77)
Kane, Doug (1985, 1986, 87)
Kasch, Fred W. (1933, 34)
Kasper, Ray (1964, 65, 66)
Kating, John (1956, 57, 58)
Kay, Charles J. (1913)
Kelso, E.L. (1879)
Kemman, Herbert F. (1911)
Kempf, George A. (1911)
Kerian, David (2013, 14, 15)
Kilbane, James (1946, 47, 48)
Kimball, Edwin R. (1883, 84)
Kimes, Corey (2009, 10, 11)
Kinderman, Fred W. (1924, 25, 26)
Kingman, Charles D. (1895, 96)
Kinkead, David R. (1887, 88, 89)
Kirby, Marty (1977)
Kissinger, Donald K. (1918, 20)
Klaus, Robert (1957, 58, 59)
Kleber, Doug (1974, 75, 76, 77)
Klein, J.Leo (1916, 17, 18)
Klemm, Frederick (1965, 66, 67)
Klimek, Josh (1993, 95, 96)
Kliment, Chase (2006)
Knebelkamp, Kent (1983, 84)
Knotts, Tom (1974, 75)
Koch, Paul (1965, 66)
Koestner, Elmer (1955)
Kolb, Gary (1960)
Kopale, Robert (1979, 81, 82)
Kopatz, Jim (1974)
Kopka, John (1949)
Kopp, William K. (1918, 19, 20)
Koptik, Bohumil J. (1915, 16, 17)
Kortkamp, Andy (1993, 94, 95)
Kowalski, August J. (1935)
Kraft, Mike (1989, 90)
Krantz, Louis (1950, 51, 52)
Kravetz, John (2012, 13, 14, 15)
Krebs, Wilbur E. (1914, 15, 16)
Krug, Will (2012, 13, 14, 15)
Krupar, Charles F. (1918)
Kucera, Richard K. (1938, 40)
Kuehl, Edwin C. (1923)
Kuehn, Clyde (1968, 70)
Kuehn, Clyde (1969)
Kumerow, Ernie (1959, 60, 61)
Kusinski, John (1926, 27, 29)
Kvasnicka, Ryan (2000, 01)
Kyes, J.R. (2005)

– L –

Lachky, Joe (1972)
Laing, George D. (1912)
Lalor, Foster M. (1917, 18)
Lane, Josh (2002, 03)
Lanter, Wayne (1957)
Lapins, Ron (1973, 74, 75)
Larson, Lambert L. (1913)
Latham, E.B. (1883)
Laurvick, Brett (1994, 95, 96)
Lavery, Tim (1997, 98, 99)
Lawrence, Ryan (2000)
Lawrence, Sean (1991)
Lechowicz, Craig (2003)
Leonard, Berny (1966)
Leonardi, Anthony (1982, 83)
Lewis, Ben C. (1933, 34, 35)
Ligare, Edwardo (1886)
Light, Curtis R. (1911)
Lincoln, Alex (2012, 13)
Lindauer, Thomas (2011, 12, 13)
Lindbeck, Emerit (1955, 56)
Linden, Frank W. (1898)
Long, Brian (2006, 07)
Long, Frank B. (1884, 85, 86, 87)
Lorenz, Bob (1966)
Lotz, John R. (1898, 99, 00, 01)
Lowes, Forrest M. (1894, 95)
Ludlam, John S. (1926)
Lukaszewski, Don (1955, 56, 57)
Lundgren, Carl L. (1899, 1900, 01, 02)
Lundine, Dan (1995)
Lundstedt, Dave (1972, 73, 74, 75)
Lutes, Craig (2008, 09, 10)
Lymperopoulous, J. (1928, 29, 30)

– M –

Mackay, John L. (1884, 85)
Madix, Bob (1958, 59, 60)
Maier, George (1951)
Majercik, Larry (1970)
Major, Charles F. (1925, 26)
Maksud, Mike (1954)
Malley, Robert (1946, 47)
Mamlic, Andrew (2015, 16)
Manson, Kevin (2007, 08, 10)
Margolis, Ralph (1924, 25, 26)
Marquie, Craig (1997, 98, 99, 00)
Marsillo, Paul (1977, 78, 79, 80)
Martin, Aaron (2006, 07, 08, 09)
Martin, Jeff (1993, 94, 95, 96)
Martin, Russel, (1958, 59, 60)
Masek, Albert (1934)
Mason, Lou (1908)
Massey, Keith (1984, 85, 86)
Massey, Michael (2017)
Matejzel, August (1968, 69, 70)
Mathews, Clyde (1899, 1900, 01, 02)
Mathis, Jake (2009)
Matt, John (1960, 61, 62)
Maurer, Ron (1963, 64, 65)
Maxwell, John R. (1893)
Mayville, Mike (1974, 76)
Mazeika, Anthony M. (1938, 39)
Mazurek, Dave (2002, 03)
McBride, Kevin (1977, 78, 79)
McCabe, Claude P. (1933)
McCann, Thomas E. (1921)
McClure, Brian (1993, 94, 95, 96)
McClure, Ora D. (1890)
McClure, Todd (1996, 97, 98, 99)
McCollum, Greg (1984, 85, 86, 87)
McCollum, Harvey (1897, 98, 99, 1900)
McConnell, Thomas M. (1937, 38, 39)
McCormick, Olin (1892)
McCully, Matt (1994, 95)
McCune, Henry L. (1880, 81, 83)
McCurdy, Henry H. (1920, 21, 22)
McDonald, John J. (1936, 37)
McDonald, Robert (1980)
McDonnell, Rob (2014, 15)
McEathron, William J. (1883)
McGill, Ruel S. (1897, 98)
McIlduff, Thomas E. (1879, 81)
McInerney, Pat (2015, 16, 17)
McKinney, Jerry (1956)
McMullen, Rolla (1956, 57)
McMurray, Casey (2008, 09, 10, 11)
McRobie, Douglas (1914)
Meagher, T.F. (2001, 02, 03)
Mee, Julian E. (1920, 21)
Melino, Castanzo (1936)
Merrifield, Albert W. (1889, 90, 91, 92)
Mershon, Brian (1986, 87)
Mershon, Mike (1988)
Meyer, Irwin H. (1929)
Meyers, William (1945)
Michalak, Tony (1984, 85, 86, 87)
Milazzo, Anthony (2012)
Miller, Fred C. (1900, 03)
Miller, Jerome (1952, 53)
Miller, Lester (1946, 47, 48)
Mills, Doug (1960, 61, 62)
Mills, George A. (1930, 31, 32)
Milner, Ty (2008)
Milosevich, Paul (1940, 41, 42)
Milroy, Matt (2010, 11, 12)
Mitter, Todd (1988, 89)
Mohr, Scott (1978)
Molaro, Steve (1959)
Moler, Jason (1989, 90)
Montgomery, Chris (2008, 09)
Moore, Barry (1966)
Moore, Robert (1951, 52, 53)
Morris, James (2004, 05)
Morrison, John E. (1907, 08)
Moyer, Carlisle E. (1933, 34, 35)
Mroz, Wallie (1945)
Muck, Ronnie (2012, 13, 14)
Muirhead, William (1953)
Mulligan, Sean (1989, 90, 91)
Mundt, Craig (1964)
Munson, Mike (1985, 86, 87, 88)
Murawski, Michael (1967, 68, 69)
Murphy, Brandon (2004, 05)
Murray, Bill (1966, 67, 68)
Murray, James (1977, 78, 79)
Myers, William (1946, 47)

– N –

Nagle, Ryan (2014, 15)
Naprstek, Frank J. (1911)
Nash, Joseph (1977)
Naso, Charlie (2014, 16)
Neal, John (1949, 50)
Needham, James (1892)
Nelligan, Ryan (1990, 91)
Nelson, H. A. (1879, 80, 81)
Nelson, Robert (1969)
Neufeldt, James (1945, 47)
Nevins, Arthur S. (1913)
New, Nash (1968)
Newcom, Gregory (1980, 81)
Nicholson, Garry (1970, 71)
Nieckula, Aaron (1995-98)
Nielsen, J.D. (2013, 14, 15, 16)
Niezgoda, Joe (1962, 63)
Niezyniecki, Ted (1986, 87)
Niklewicz, F.T. (1934, 36, 37)
Noble, John (1884)
Norris-Jones, Kelly (2012, 13, 15)
Noth, Charles J. (1942)
Nusspickel, R.E. (1930)
Nykeil, Theodore (1938)

– O –

O'Connor, Forrest E. (1923, 24)
O'Connor, Kevin (1989, 90)
O'Grady, John (1928)
O'Keefe, James A. (1926)
Oestreich, John (1992, 93, 94, 95)
Offenbecher, Bill (1959)
Ohman, Tom (1966, 67)
Oien, Charles (1979)
Olker, Joseph (1982, 83, 84)
Olson, Justin (1999, 00, 01, 02)
O'Neill, Dan (1996, 97, 98, 99)
Oros, James (1977, 78, 79)
Orsag, James (1983, 84, 85)
Ossola, Ken (1970, 71, 72, 73)
Ovitz, Ernest G. (1906, 07, 08)

– P –

Paarlberg, Jeff (2004, 05)
Pack, Chris (2011)
Pacotti, John B. (1938, 40)
Palacio, Bob (1990)
Pall, Donn, (1983, 84, 85)
Palmer, Howard (1944)
Panique, Ken (1973)
Parenti, George (1949, 51)
Parenti, Joe (2000, 02, 03)
Parker, Edwin S. (1942, 43)
Parker, Roy S. (1902, 03, 04)
Parks, Ryan (2002)
Parr, Jordan (2012, 13)
Parr, Josh (2009, 10, 11)
Parr, Justin (2011, 12, 13)
Parr, S.W. (1883)
Parsons, Wil (1989, 90)
Patrick, Sean (2002, 03)
Paul, Earl A. (1927)
Pawlow, Richard (1957)
Paxton, Albert E. (1925)
Payne, Donnie (1992, 93, 94)
Payton, David (1984, 85, 86, 87)
Peach, John (1976, 77, 78)
Pearson, W.W. (1889, 90)
Peden, Don C. (1921, 22)
Peekel, Rick (1972, 73, 74)
Peelman, Aaron (1998)
Peirce, Fred D. (1883)
Penn, Albert (1908)
Penn, Henry (1909, 10)

ALL-TIME LETTERWINNERS

Perry, Loyd W. (1943)
Pershell, Russell M. (1935)
Peterson, Carl (1962, 63)
Peterson, Mike (1964, 66)
Peterson, Reuben W. (1917)
Petreshene, Victor (1955, 56, 57)
Pfeffer, Frank (1904)
Phelps, John C. (1912, 13, 14)
Philbrick, Alvah (1883, 84, 85, 86)
Philbrick, Solon (1883, 84)
Phillip, Andres M. (1942, 43, 47)
Pierce, Charles I. (1889)
Pike, Max N. (1932)
Pillsbury, Arthur L. (1889)
Pitts, R.L. (1903, 04, 05)
Plain, Henry A. (1949, 50)
Planert, Edward (1944, 45, 46)
Plews, Herb (1948, 49, 50)
Poat, Raymond W. (1937)
Pogue, Bob (1966)
Pollak, Mike (1972)
Polock, Bob (1971, 72, 73)
Ponting, Theophilus C. (1925)
Possehl, Louis (1944)
Possehl, Robert (1946)
Potter, Robert (1952)
Powers, Tim (1987, 88)
Powers, Tom (1986, 87)
Prentiss, William (1943)
Prindiville, Frank J. (1912, 13)
Provenzano, Tony (1961, 62, 63)
Pullen, Robert (1981, 82, 83, 84)
Pyrz, Anthony C. (1939, 40)

– Q –

Quarles, Samuel (1975, 76)
Quayle, Robert H. (1909, 10)
Quinn, E.J. (1890, 91)

– R –

Radford, Norman H. (1927)
Raklovits, Richard (1950, 51)
Ray, Hugh L. (1905, 06)
Raymond, Brian (2001, 02, 03, 04)
Rear, David (1981, 82)
Reed, Jim (1965, 66, 67)
Reeser, Ben (2006, 07, 08, 09)
Rehrer, Travis (1996, 97, 98, 99)
Reichle, Richard W. (1920, 22)
Reinhart, Freddie A. (1935, 36, 37)
Rekitzke, Philip (1983)
Renner, Jerry (1961, 62, 63)
Rhodes, Danny (1995, 96, 97, 98)
Rhodes, Dusty (1995, 96, 97, 98)
Richards, Jeff (1988, 89)
Richards, Ronald (1957)
Richardson, Timothy (1980, 81, 82, 83)
Rickman, T. (1929)
Righter, Edwin B. (1908, 10)
Rightnowar, Brad (1996)
Rinaker, Lewis (1888)
Rizzo, Kenneth, (1967, 68)
Roark, Tanner (2006, 07)
Roberts, Brian (1989, 90, 91)
Roberts, Bryan (2009, 10, 13)
Roberts, Ralph O. (1903, 04)
Robertson, Thomas (1976)
Robinson, Chris (2003, 04, 05)
Robinson, Mark (1984, 87)
Robinson, William B. (1924)
Rodgerson, Mike (1965, 66, 67)
Roettger, Walter H. (1922, 23, 24)
Rogers, Greg (1984)
Rogowski, Ryan (2004, 05)
Rohde, Mike (2005, 06, 07)
Rommelman, Douglas (1978, 79)
Roof, Shawn (2004, 05, 06, 07)
Roper, Reid (2012, 13, 14, 15)
Roper, Ryne (2014, 15)
Rosenfeldt, H. (1931)
Rosenthal, Frank V. (1929, 31)
Rotblatt, Marvin (1945, 46, 47, 48)
Roth, Robert J. (1942)
Rothgeb, C.J. (1904, 05)
Rounds, William P. (1886, 87)
Rowbottom, Dan (2016, 17)
Rowe, Enos M. (1912)
Rowe, Ted (2002, 03, 04)
Roysdon, William I. (1892, 93, 94, 95)
Rozmus, Jerrry (1962)
Rucks, Jim (1972, 73)
Rudden, Kevin (1996, 97, 98, 99)
Rush, Ira L. (1913, 14, 15)
Russell, Chas. M. (1880, 81)
Russell, David (1966, 68)
Russell, Frank H. (1935)
Ruth, Mike (1992)
Ryan, Howard R. (1917, 19, 20)
Rykovich, Julius (1943, 47)
Ryniec, Al (1972, 73, 74)
Ryniec, Dave (1963, 64, 65)
Ryniec, Lou (1959, 60, 1961, 62)
Ryniec, Tim (1987)

– S –

Sabalaskey, John (1952, 53, 54)
Sainati, Leo (1938)
Salter, Cody (1995, 96, 97, 98)
Samuels, Jonathan H. (1885, 86, 87, 88)
Sander, Matt (1992, 93)
Sanford, Derek (1967)
Saving, Aaron (2004, 05)
Schaefer, Paul V. (1908, 09)
Scharf, Albert (1943, 46, 47)
Scheidegger, Bruce (1979, 80)
Schierer, Charles (1967, 68, 69)
Schiller, Charles L. (1942)
Schinker, Lee (1962, 63)
Schlapprizzi, Lester B. (1923, 24)
Schlichter, John (2008)
Schlueter, Bill (1965)
Schmitke, Todd (1979, 80, 81, 82)
Schmitt, Ryan (2017)
Schober, Max W. (1905)
Scholz, Mike (1973, 74)
Schrader, Alfred C. (1883, 84, 85)
Schuckman, Meyers (1937)
Schuldt, James (1953)
Schullian, Brian (1992, 93, 94, 95)
Schultz, Dave (2006)
Schultz, Grey (2017)
Schumacher, Greg (1962)
Schumaker, Jason (1991, 92, 94)
Schustek, Ivan D. (1932, 34)
Schutzenhofer, Andy (2000, 01, 02, 03)
Schwarz, Jeff (1975)
Schwartz, Frank (1956, 57, 58)
Schwartz, Lloyd (1910)
Sconce, Harvey J. (1896)
Scott, Donald G. (1893)
Scott, Steve (1974, 75, 76, 77)
Scott, Tom (1953, 54)
Secrest, John (1964, 65)
Sedlock, Cody (2014, 15, 16)
Sefcik, Quinten (2017)
Seifert, Dave (1992, 93)
Shannon, James S. (1887)
Shapland, Robert (1969, 70, 71)
Shaw, Joseph E. (1928)
Shaw, Scott (2006, 07, 08)
Sheean, Frank T. (1899)
Sheehan, Pat (2011)
Shelton, Thomas (2010, 11, 12)
Shields, Raymond J. (1908)
Shilling, Luke (2016, 17)
Shlaudeman, Harry (1884, 85, 86)
Shoptaw, Robert (1955, 56, 57)
Shuler, Hugh M. (1896, 97, 98)
Shumway, Horatio G. (1884)
Siegel, Jeff (1974, 75, 76)
Sigerich, Andy (2004)
Silkman, John M. (1913)
Simmons, Luke (1999, 00, 01, 02)
Simonetti, Robert (1949)
Simonich, Louis J. (1924, 25)
Sinak, Tom (1993, 94, 95)
Sipes, Stanton (1976)
Siron, Jon (1973, 74, 75)
Sisco, August C. (1937)
Skikas, Norm (1960)
Skizas, Gus (1949, 50)
Skizas, Peter (1982)
Skonieczny, Mark (2017)
Slocum, Karl R. (1905)
Slusher, Carroll (1969, 70, 71)
Small, Andy (1989, 90, 91, 92)
Smiley, Jack (1946)
Smiley, Jonathan (2007)
Smiser, Todd (1991, 92, 93)
Smith, Bubba (1989, 90, 91)
Smith, Daniel N. (1933)
Smith, Gerald (1953, 54)
Smith, Jerome (1952)
Smith, Maurice Jr. (1967)
Smith, Mick (1966)
Smith, Reilly (2001, 02, 03)
Snowden, Ryan (2006, 07)
Snyder, Ira D. (1929)
Snyder, James B. (1906, 07, 08)
Sokol, Steven (1978)
Sommer, Chuck (1972, 73)
Spaulding, Tony (1991)
Spencer, James E. (1884, 85, 86)
Spiezio, Scott (1991, 92, 93)
Spillane, Bren (2017)
Sprengard, Joe (1997, 00)
Stahl, Floyd S. (1926)
Stahl, Garland (1901, 02, 03)
Stange, Harold (1946, 49)
Stankiewicz, Mike (2007, 08, 09)
Steele, Phil (1886, 87)
Steger, Kurt (1976, 77, 78)
Steger, Peter (1978)
Steger, Russell (1947, 48, 49, 50)
Steinwedell, Carl (1900, 01, 02, 03)
Sterk, Mike (2008, 10)
Steuernagel, Fred W. (1930, 31, 32)
Stewart, Jake (2005, 06)
Stewart, James R. (1926, 27, 28)
Stewart, Paul J. (1921, 22, 23)
Stewart, Tomas Jr. (1974, 75, 76)
Stierwalt, Mitch (1979, 81)
Stierwalt, Mitchell (1980)
Stiles, Leroy C. (1915, 16)
Stockwell, Nick (2007, 08, 09)
Strack, Will (2009, 10, 11)
Strainis, Frank (1961, 62, 63)
Studebaker, Adam (1991, 94)
Sullivan, Rob (2005)
Suter, Earl R. (1913)
Sutton, Larry (1989, 90, 91, 92)
Svihlik, D.J. (1997, 98, 99, 00)
Swakon, Larry (1971, 72, 73, 75)
Swanson, Harold A. (1935, 36, 37)
Swasney, E.H. (1879, 80, 81)
Sweeney, Ira J. (1926, 27, 28)
Swikle, Charles G. (1934, 35, 36)
Switzer, Robert M. (1900)
Szukala, Jerry (1965, 66)

– T –

Tangman, Horace J. (1949, 50)
Tarajack, Bill (1996)
Targgart, Shawn (1997, 99)
Tarkoff, Daniel (1978, 79)
Taylor, Joseph W. (1904, 05, 07)
Tedesco, Robert (1957, 58)
Theobald, William G. (1933)
Thienpont, Greg (1984)
Thomas, Glen H. (1916)
Thomas, Robert E. (1912, 13)
Thomas, Raymond R. (1910, 11, 12)
Thomas, Tim (1988)
Thompson, Andy (1991, 92, 93, 94)
Thompson, Fred L. (1895, 86)
Thompson, Ryan (2017)
Thonn, Ray (1956, 57, 58)
Thornton, Robert I. (1897, 98)
Throneburg, Derek (2001)
Thurlby, Burdette (1948, 50)
Tieken, Theo (1886, 87)
Toncoff, John (1933, 34)
Toohey, Jake (2005, 06, 07)
Tookey, Bill (1964)
Toriani, Keith (1990, 91, 92, 93)
Travis, Terrence (1983)
Trayser, Tom (1999)
Troike, Ben (2017)
True, Bill (1992, 93)
Trugillo, Glen (1949, 50)
Tryban, Edward E. (1930, 31, 32)
Turchin, Doran (2016, 17)
Twist, Clarence C. (1911)

– U –

Ultes, Ronald (1952, 53, 54)

– V –

Valente, John (1986, 87, 88)
Vandagrift, Carl W. (1905, 06, 07)
Van Gundy, Charles P. (1886, 87, 88)
Van Gundy, Claude (1910, 11)
VanHooreweghe, Joseph (1943)
Vanselow, Harold (1968, 69)
Vayda, John (1954, 55, 56)
Venegoni, John (1978, 79)
Vermette, Jim (1958, 59)
Vincent, Randall (1974, 77)
Vitacco, Alfred G. (1939)
Vogel, Otto H. (1921, 22, 23)
Vopicka, Jim (1964, 65)
Vorreyer, Richard (1955, 56, 57)
Vorwald, Matt (1999, 00, 01)

– W –

Wagers, Brad (1996)
Wahl, Edward C. (1931, 32)
Wahl, Robert T. (1941)
Wakefield, James (1945)
Walenga, Frank (1951, 52)
Walewander, John (1986, 87, 88)
Walk, Mitch (1999, 00)
Walker, Harold B. (1928, 29)
Wallace, Edward (1911)
Walton, Adam (2014, 15, 16)
Warfield, Roy M. (1891)
Warford, Dennis (1980)
Warmbier, Kenneth (1982, 83, 84, 85)
Warner, Earl A. (1904)
Waters, Alan (1965, 66, 67)
Watson, Cyrillo (2017)
Watts, Claude H. (1911, 12, 13)
Webb, Daniel (2007, 08)
Weber, Brett (1996, 97, 98)
Weber, Edward W. (1934, 35, 36)
Weber, Ty (2017)
Weber, W. Henry (1910, 11, 12)
Wedding, James (1968)
Weisenborn, Harold (1963)
Wells, Forry (1991, 92, 93, 94)
Wells, Terry (1983, 84, 85)
Wentz, Brad (1986, 87, 88)
Wenzel, Rusty (1979)
Wernham, James I. (1897, 98, 99)
West, Ron (1954)
Weygandt, Jerry (1962, 63, 64)
Whitaker, Creston (1999, 00)
White, Brian (1980, 81, 82, 83)
White, Frank (1879)
Whitmore, Harold (1905)
Whitmore, Matt (2005, 06)
Wicker, Brett (2002)
Wickersham, Don (1971, 72)
Wickland, Albert (1947, 48)
Widdersheim, John (1977, 78)
Wiedow, Roy W. (1944, 45, 46)
Wikoff, Brandon (2007, 08, 09)
Wilder, Frank S. (1900)
Williams, David (1955, 56, 57)
Williams, Milton L. (1929, 30)
Williams, Sean (1994, 95)
Wiman, Robert (1954, 55)
Windmiller, Robert (1969, 70, 71)
Wing, Roger (1952, 53)
Winston, Charles S. (1898)
Witte, Theodore C. (1929, 30, 31)
Wohlwend, Dave (1992, 93, 94)
Wojs, Dennis (1966, 67, 68)
Wollard, Jason (1993, 94, 95, 96)
Wolters, Mike (1986, 87, 88)
Worth, John C. (1925, 26)
Wrobke, Dewey (1918, 19, 20)
Wrobke, Floyd (1932, 33)
Wuethrich, David (1981, 82)

– Y –

Yalowitz, Jack (2016, 17)
Yeaton, Frederick C. (1934)
Young, Everett (1944)
Yule, John S. (1929, 32, 33)
Yurtis, Barry (1969, 70)

– Z –

Zangerle, Adolph A. (1903, 04)
Zeller, Roger L. (1939)
Zerrusen, Lee (2008, 09, 10, 11)
Zidlicky, Tom (1997, 98)
Ziemba, Chester J. (1939, 41)
Ziemba, Joe (2000, 03, 04)
Zinker, Edward (1950, 51)

ILLINI IN MAJOR LEAGUE BASEBALL

Anderson, Jason
New York, AL (2003, 2005), New York, NL (2003-04), Cleveland (2004)
Astroth, Joe
Philadelphia, AL (1945-54), Kansas City, AL (1955-56)
Barnes, Robert
Chicago, AL (1924)
Barrett, Tracy "Kewpie Dick"
Philadelphia, AL (1933), Boston, NL (1934), Chicago, NL (1943), Philadelphia, NL (1943-45)
Bartley, Boyd
Brooklyn, NL (1943)
Basak, Chris
New York, AL (2007)
Beebe, Fred
Chicago, NL (1906), St.Louis, NL (1906-09), Cincinnati, NL (1910), Philadelphia, NL (1911), Cleveland, AL (1916)
Blackaby, Ethan
Milwaukee, NL (1962-64)
Boudreau, Lou
Cleveland, AL (1938-50), Boston, AL (1951-52)
Bradley, John
Cleveland, AL (1916)
Brainard, Fred
New York, NL (1914-16)
Breton, John "Jimmy"
Chicago, AL (1913-15)
Brittin, John
Philadelphia, NL (1950-51)
Burda, Bob
St. Louis, NL (1962,1971), San Francisco, NL (1965- 66,1969,70), Milwaukee, AL (1970), Boston, AL (1972)
Chervinko, Paul
Brooklyn, NL (1937-38)
Cook, James
Chicago, NL (1903)
Dalesandro, Mark
California, AL (1994-96), Toronto, AL (1998-99), Chicago, AL (2001)
Demmitt, Charles "Ray"
New York, AL (1909), St. Louis, AL (1910,1917-19), Detroit, AL (1914), Chicago, AL (1914-15)
Dunham, Leland
Philadelphia, NL (1926)
Ericks, John
Pittsburgh, NL (1995-97)
Evers, Walter "Hoot"
Detroit, AL (1941,1946-52), Boston, AL (1952-54), New York, NL (1954), Baltimore, AL (1955,56), Cleveland, AL (1955-56)
Falkenberg, Fred "Cy"
Pittsburgh, NL (1903), Washington, AL (1905-08), Cleveland, AL (1908-13), Indianapolis, FedL (1914), Newark, FedL (1915), Brooklyn, FedL (1916), Philadelphia, AL (1917)
Felske, John
Chicago, NL (1968); Milwaukee, NL (1972-73)
Fletcher, Darrin
Los Angeles, NL (1989-90), Philadelphia, NL (1990-91), Montreal, NL (1992-97), Toronto, AL (1997-2002)


DARRIN FLETCHER

Fletcher, Tom
Detroit, AL (1962)
Franklin, Jack
Brooklyn, NL (1944)
Franklin, Murray
Detroit, AL (1941-42)
Frink, Fred
Philadelphia, NL (1934)
Gunkel, Woodward
Cleveland, AL (1916)
Halas, George
New York, AL (1919)
Haller, Tom
San Francisco, NL (1961-67), Los Angeles, NL (1968-71), Detroit, AL (1972)
Happenny, John
Chicago, AL (1923)
Hicks, Jim
Chicago, AL (1964-66), St. Louis, NL (1969), California, AL (1969)
Holtzman, Ken
Chicago, NL (1965-71,1978), Oakland, AL (1972- 75), New York, AL (1976-77)
Hudson, Kyle
Baltimore, AL (2011)
Hyde, Richard
Washington, AL (1955-1960), Baltimore, AL (1961)
Innis, Jeff
New York, NL (1987-93)
Journell, Jimmy
St. Louis (2003-05)
Judson, Howard
Chicago, AL (1948-52), Cincinnati, NL (1953-54)
Juul, Herbert
Cincinnati, NL (1911)
Klaus, Bobby
Cincinnati, NL (1964), New York, NL (1964-65)
Kolb, Gary
St. Louis, NL (1960, 1962-63), Milwaukee, NL (1964-65), New York, NL (1965), Pittsburgh, NL (1968-69)
Lenhardt, Don
St. Louis, AL (1950-51, 1952-53), Chicago, AL (1951), Boston, AL (1952, 1954), Detroit, AL (1952), Baltimore, AL (1954)
Lindbeck, Em
Detroit, AL (1960)
Linden, Walter
Boston, NL (1950)
Lundgren, Carl
Chicago, NL (1902-09)
McCurdy, Harry "Henry"
St. Louis, NL (1922-23), Chicago, AL (1926-28), Philadelphia, NL (1930-33), Cincinnati, NL (1934)
Mulligan, Sean
San Diego, NL (1996)
Novotney, Ralph
Chicago, NL (1949)
O'Connor, John J.
Chicago, NL (1916)
Ovitz, Ernest
Chicago, NL (1911)
Pall, Donn
Chicago, AL (1988-93), Philadelphia, NL (1993), New York, AL (1994), Chicago, NL (1994), Florida, NL (1996-98)
Pfeffer, Frank
Chicago, NL (1905, 1910), Boston, NL (1906-08, 1911)
Pfund, Leroy
Brooklyn, NL (1945)
Plews, Herb
Washington, AL (1956-59), Boston, AL (1959)
Poat, Ray
Cleveland, AL (1942-44), New York, NL (1947-49), Pittsburgh, NL (1949)
Possehl, Louis
Philadelphia, NL (1946-48, 1951-52)
Reichle, Richard
Boston, AL (1922-23)
Roark, Tanner
Washington, NL (2013-16)
Robinson, Chris
San Diego, NL (2013)
Roettger, Walter
St. Louis, NL (1927-29, 1931), New York, AL (1930), Cincinnati, NL (1931, 32-33), Pittsburgh, NL (1934)


JASON ANDERSON

Rotblatt, Marv
Chicago, AL (1948, 50-51)
Rothgeb, Claude J.
Washington, AL (1905)
Skizas, Lou
New York, AL (1956), Kansas City, AL (1956-57), Detroit, AL (1958), Chicago, AL (1959)
Smykal, Frank
Pittsburgh, NL (1916)
Spiezio, Ed
St. Louis, NL (1964-68), San Diego, NL (1969-72), Chicago, AL (1972)
Spiezio, Scott
Oakland Athletics, AL (1996-99), Anaheim Angels (2000-03), Seattle Mariners (2003-05), St. Louis, NL (2006-07)
Stahl, Garland "Jake"
Boston, AL (1903, 1908-10, 1912-13), Washington AL (1904-06), New York, AL (1908)
Sutton, Larry
Kansas City Royals, AL (1997-99), St. Louis, NL (1999-2001), Minnesota, AL (2001-02), Florida, NL (2004)
Thies, Jake
Pittsburgh, NL (1954-55)
Vandagrift, Carl
Indianapolis, FedL (1914)
Vogel, Otto
Chicago, NL (1923-24)
Voigt, Olen "Ollie"
St. Louis Browns, AL (1924)
Weik, Richard
Washington, AL (1948-50), Cleveland, AL (1950, 1953)
Wells, Terry
Los Angeles, NL (1990), Texas, AL (1991-92)

ILLINI IN THE WORLD SERIES

Garland "Jake" Stahl - Boston, AL, 1912 (W)

Wally Roettger - St. Louis, NL, 1931 (W)

Lou Boudreau - Cleveland, AL, 1948 (W)

Tom Haller - San Francisco, NL, 1962 (L)

Ed Spiezio - St. Louis, NL, 1967 (W); St. Louis, NL, 1968 (L)

Ken Holtzman - Oakland, AL, 1972 (W); Oakland, AL, 1973 (W); Oakland, AL, 1974 (W)

Scott Spiezio - Anaheim, AL, 2002 (W); St. Louis, NL, 2006 (W)

MAJOR LEAGUE MANAGERS FROM ILLINOIS

Lou Boudreau - Cleveland, AL (1942-50), World Championship, 1948; Boston, AL (1952-54); Kansas City, AL (1955-57); Chicago, NL (1960)

John Felske - Philadelphia, NL (1985-87)

George Huff - Boston, AL (1907)

Garland "Jake" Stahl - Washington, AL (1905-06); Boston, AL (1912-13), World Championship, 1913

OTHER PERSONNEL IN MLB FROM ILLINOIS

Brady Ballard - General Manager, The Ballpark of the Palm Beaches (Astros/Nationals)

Aaron Nieckula - Player Development, Oakland A's

Dan O'Neill - Senior Director of Business Operations, Houston Astros

Brett Weber - Replay Coordinator, New York Yankees

MLB DRAFT SINCE 1981

Year	Round	Player	Team
1981	11	Terry Wells*	Cleveland Indians
1981	21	Anthony Leonardi*	Atlanta Braves
1982	6	Brian Innis	L.A. Dodgers
1982	10	Rick Filippo	Cleveland Indians
1982	13	Randy Conte	Detroit Tigers
1982	19	Jim Orsag*	Chicago Cubs
1982	25	Dan Hamstra	Chicago White Sox
1983	13	Tim Richardson	Kansas City Royals
1983	13	Jeff Innis	New York Mets
1984	2	Joe Olker	San Francisco Giants
1984	8	Dick Canan*	San Francisco Giants
1985	8	Terry Wells	Houston Astros
1985	9	Jim Orsag	Boston Red Sox
1985	13	Dick Canan	Chicago Cubs
1985	14	Greg Iavarone	New York Yankees
1985	23	Donn Pall	Chicago White Sox
1985	29	Ken Warmbier	St. Louis Cardinals
1986	11	Brannon "Boo" Champagne	Kansas City Royals
1987	6	Darrin Fletcher	L.A. Dodgers
1987	10	Kevin O'Connor*	Chicago Cubs
1987	15	Tony Michalak	San Francisco Giants
1987	24	Greg McCollum	Boston Red Sox
1987	54	Brian Mershon	Cincinnati Reds
1988	1 (No. 22)	John Ericks	St. Louis Cardinals
1988	27	Mike Munson*	L.A. Dodgers
1988	31	Mark Dressen*	Atlanta Braves
1990	18	Mark Dalesandro	Anaheim Angels
1990	31	Kevin O'Connor	Atlanta Braves
1991	4	Sean Mulligan	San Diego Padres
1991	17	Bubba Smith	Seattle Mariners
1991	21	Brian Roberts	Texas Rangers
1991	30	Rich Hyde	San Francisco Giants
1992	16	Brian McClure*	Toronto Blue Jays
1992	21	Larry Sutton	Kansas City Royals
1992	34	Josh Klimek*	Chicago White Sox
1992	44	Jeff Martin*	Seattle Mariners
1993	6	Scott Spiezio	Oakland Athletics
1993	35	Matt Arrandale	St. Louis Cardinals
1994	69	Dusty Rhodes*	New York Yankees
1996	10	Josh Klimek	Milwaukee Brewers
1996	11	Brian McClure	San Diego Padres
1996	14	Tim Lavery*	Chicago Cubs
1997	6	Jason Anderson*	Kansas City Royals
1997	16	Brett Weber*	Philadelphia Phillies
1997	19	Brian Hecht	Houston Astros
1997	24	Creston Whitaker*	Minnesota Twins
1997	27	Rob Fischer*	New York Yankees
1998	14	Brett Weber	New York Yankees
1998	20	Dusty Rhodes	New York Yankees
1998	22	Aaron Nieckula	Oakland Athletics
1998	30	Matt Vorwald*	Pittsburgh Pirates
1998	44	Justin Olson*	Chicago Cubs
1999	4	Jimmy Journell	St. Louis Cardinals
1999	11	Tim Lavery	Chicago Cubs
1999	27	Dan O'Neill	Philadelphia Phillies
1999	28	Jon Anderson	Boston Red Sox
2000	6	Chris Basak	New York Mets
2000	10	Jason Anderson	New York Yankees
2001	7	Matt Vorwald	Minnesota Twins
2001	31	Andy Sigerich*	Milwaukee Brewers
2001	37	James Morris*	Anaheim Angels
2001	46	Drew Davidson*	St. Louis Cardinals
2002	11	Patrick Arlis	Florida Marlins
2002	28	Andy Dickinson	Oakland Athletics
2002	30	Chris Robinson*	New York Mets
2004	25	Jimmy Conroy*	Oakland Athletics
2005	3	Chris Robinson	Detroit Tigers
2005	19	Jimmy Conroy	New York Yankees
2005	22	Drew Davidson	San Diego Padres
2005	23	James Morris	Cincinnati Reds
2005	41	Toby Gardenhire	Minnesota Twins
2007	3	Lars Davis	Colorado Rockies
2007	33	Shawn Roof	Detroit Tigers
2008	4	Kyle Hudson	Baltimore Orioles
2008	13	Scott Shaw	New York Mets
2008	49	Willie Argo*	Arizona Diamondbacks
2009	5	Brandon Wikoff	Houston Astros
2009	16	Dominic Altobelli	Colorado Rockies
2009	33	Joe Bonadonna	Texas Rangers
2009	35	Matt Milroy*	Boston Red Sox
2010	29	Reid Roper*	Atlanta Braves
2010	50	Kelly Norris-Jones*	Toronto Blue Jays
2011	11	Adam Davis	Baltimore Orioles
2011	12	Josh Parr	Arizona Diamondbacks
2011	18	Corey Kimes	Minnesota Twins
2011	42	David Kerian*	Washington Nationals
2011	43	Willie Argo*	Pittsburgh Pirates
2012	11	Matt Milroy	Miami Marlins
2012	22	Willie Argo	Tampa Bay Rays
2012	26	Jordan Parr*	Los Angeles Dodgers
2012	31	Kevin Johnson*	New York Yankees
2012	34	Ryan Castellanos*	Chicago White Sox
2013	8	Justin Parr	Philadelphia Phillies
2013	15	Jordan Parr	Arizona Diamondbacks
2013	23	Thomas Lindauer	Houston Astros
2013	24	Kevin Johnson	Oakland Athletics
2014	30	Ronnie Muck	Los Angeles Angels
2015	1 (No. 6)	Tyler Jay	Minnesota Twins
2015	5	Kevin Duchene	Oakland A's
2015	9	David Kerian	Washington Nationals
2015	17	Jason Goldstein*	Los Angeles Dodgers
2015	20	Adam Walton*	Baltimore Orioles
2015	22	Nick Blackburn*	New York Mets
2015	25	Rob McDonnell	Los Angeles Dodgers
2015	26	Drasen Johnson	Colorado Rockies
2015	27	Ryan Nagle	Pittsburgh Pirates
2016	1 (No. 27)	Cody Sedlock	Baltimore Orioles
2016	9	Jason Goldstein	Seattle Mariners
2016	16	Nick Blackburn	Arizona Diamondbacks
2016	34	J.D. Nielsen	Los Angeles Angels

* Did not sign


CODY SEDLOCK



TYLER JAY

ANNUAL OFFENSIVE LEADERS

AT BATS

2017	Michael Massey	209
2016	Doran Turchin	195
2015	**Adam Walton**	**263**
2014	Will Krug	225
2013	Justin Parr	231
2012	Justin Parr	207
2011	Adam Davis	224
2010	Willie Argo	198
2009	Brandon Wikoff/Casey McMurray	228
2008	Brandon Wikoff	214
2007	Ryan Snowden	229
2006	Ryan Snowden	222
2005	Ryan Rogowski	230
2004	Erc Eymann	210
2003	Eric Eymann	198
2002	Brandon Cashman	180
2001	Brady Ballard	223
2000	Chris Basak	252
1999	Jon Anderson	228
1998	Dusty Rhodes	233
1997	Todd McClure	237
1996	Josh Klimek	215
1995	Brian McClure	198
1994	Andy Thompson	199
1993	Scott Spiezio	188
1992	Larry Sutton	192
1991	Bubba Smith	196
1990	Wil Parsons	244
1989	Dan Cuchran	195
1988	John Valente	157
1987	Dave Payton	206
1986	Tony Michalak	219
1985	Gary Borg	231
1984	Ken Warmbier	183
1983	Brian White	175
1982	Tim Richardson	260
1981	Brian White	218
1980	Rob McDonald	163
1979	Paul Marsillo	148
1978	John Peach	156
1977	Jim Oros	145
1976	Mark Frighetto	115
1975	Jon Siron	139
1974	Ron Lapins	117
1973	Bob Polock	69
1972	Jim Rucks	107
1971	Wes Dixon	132
1970	Randy Crews	122
1969	Augie Matejzel	140
1968	Charles Schierer	125
1967	Dan Humay	129
1966	Jerry Szukala	101
1965	Dan Humay	82
1964	Bob Belsole	118
1963	Bob Belsole	127
1962	Jerry Renner	118
1961	Bud Felichio	112
1960	Bud Felichio/John Jurasevich	111
1959	Casey Barszcz	124
1958	Casey Barszcz	124
1957	Tom Haller	81
1956	Em Lindbeck	114
1955	Dick Gunn	103
1954	Ron Ultes	106
1953	Ron Ultes	99
1952	Jerry Baranski	121
1951	Lou Krantz	99
1950	Russ Steger	77

AVERAGE

2017	Jack Yalowitz	.335
2016	Jason Goldstein	.312
2015	David Kerian	.367
2014	Adam Walton	.329
2013	Justin Parr	.398
2012	Jordan Parr	.348
2011	Pete Cappetta	.333
2010	Casey McMurray	.348
2009	Pete Cappetta	.384
2008	Kyle Hudson	.398
2007	Lars Davis	.400
2006	Ryan Snowden	.342
2005	Ryan Rogowski	.374
2004	Chris Robinson	.359
2003	Chad Frk	.394
2002	Drew Davidson	.341
2001	Andy Schutzenhofer	.392
2000	Andy Schutzenhofer	.375
1999	Chris Basak	.393
1998	Dan O'Neill	.393
1997	Danny Rhodes	.342
1996	Brian McClure	.418
1995	Josh Klimek	.361
1994	Tom Sinak	.418
1993	Forry Wells	.385
1992	Larry Sutton	.370
1991	Larry Sutton	.434
1990	Mark Dalesandro	.395
1989	Sean Mulligan	.382
1988	Mike Wolters	.368
1987	**Darrin Fletcher**	**.497**
1986	Darrin Fletcher	.383
1985	Gary Borg	.368
1984	Dave Payton	.325
1983	Gary Borg	.392
1982	Tim Richardson	.400
1981	Tim Richardson	.372
1980	Paul Marsillo	.381
1979	Paul Marsillo	.324
1978	John Peach	.333
1977	Paul Marsillo	.346
1976	Pat Fazzini	.338
1975	Doug Kleber	.381
1974	Tom Knotts	.364
1973	Ken Ossola	.364
1972	Jim Rucks	.346
1971	Carroll Slusher	.342
1970	Randy Crews	.361
1969	Bob Windmiller	.346
1968	Flint Gregory	.353
1967	Mike Murawski	.375
1966	Dave Russell	.385
1965	Dave Ryniec	.314
1964	Barry Moore	.385
1963	Rich Callaghan	.368
1962	Lloyd Flodin	.368
1961	Dick Bickhaus	.333
1960	Ernie Kumerow	.385
1959	Bob Klaus	.363
1958	Ed Schmulbach	.375
1957	Dick Vorreyer	.286
1956	Don Lukaszewski	.222
1955	Joe Fitzgerald	.448
1954	Robert Wiman	.246
1953	John Sabalaskey	.297
1952	Jerry Baranski	.314
1951	Richard Raklovits	.387
1950	Russ Steger	.407

HITS

2017	Michael Massey	69
2016	Pat McInerney	58
2015	Ryan Nagle	86
2014	Will Krug	69
2013	Justin Parr	92
2012	Jordan Parr	70
2011	Justin Parr	66
2010	Casey McMurray	65
2009	Brandon Wikoff	85
2008	Brandon Wikoff	79
2007	Lars Davis	90
2006	Ryan Snowden	76
2005	Ryan Rogowski	86
2004	Chris Robinson	65
2003	Eric Eymann	71
2002	Drew Davidson	59
2001	Andy Schutzenhofer	85
2000	Andy Schutzenhofer	87
1999	Jon Anderson	81
1998	Dusty Rhodes	84
1997	Todd McClure	77
1996	Brian McClure	89
1995	Tom Sinak	66
1994	Tom Sinak	79
1993	Forry Wells	69
1992	Larry Sutton	71
1991	Bubba Smith	71
1990	Mark Dalesandro	88
1989	Mark Dalesandro	71
1988	John Valente	53
1987	Darrin Fletcher/Dave Payton	80
1986	Brad Wentz	75
1985	Gary Borg	85
1984	Dave Payton	54
1983	Gary Borg	65
1982	**Tim Richardson**	**104**
1981	Tim Richardson	79
1980	Paul Marsillo	59
1979	Paul Marsillo	48
1978	John Peach	52
1977	Paul Marsillo	46
1976	Mark Frighetto	28
1975	Jon Siron	52
1974	Al Ryniec	33
1973	Bob Polock	41
1972	Jim Rucks	37
1971	Wes Dixon	44
1970	Randy Crews	44
1969	Augie Matejzel	45
1968	Mike Murawski	40
1967	Mike Murawski	42
1966	Jerry Szukala	32
1965	Dan Humay	24
1964	Ron Maurer	28
1963	Ron Maurer	32
1962	Tony Eichelberger	35
1961	Bud Felichio	35
1960	Bud Felichio	36
1959	Bob Klaus	23
1958	Casey Barszcz	36
1957	Bob Klaus	23
1956	Em Lindbeck	38
1955	Dick Gunn	32
1954	Ron West	29
1953	Ron Ultes	27
1952	Jerry Baranski	38
1951	Richard Raklovits	36
1950	Russ Steger	33

RBI

2017	Pat McInerney/Jack Yalowitz	44
2016	Jason Goldstein	29
2015	David Kerian	52
2014	David Kerian/Reid Roper	33
2013	Justin Parr	53
2012	Jordan Parr	45
2011	Brandon Hohl	39
2010	Casey McMurray	39
2009	Dominic Altobelli	53
2008	Brandon Wikoff	61
2007	Lars Davis	56
2006	Dave Schultz	53
2005	Dusty Bensko	67
2004	Drew Davidson	41
2003	Brandon Cashman	38
2002	Luke Simmons	39
2001	Rob Fischer	55
2000	Andy Schutzenhofer	63
1999	Craig Marquie	55
1998	Craig Marquie	58
1997	Danny Rhodes/Aaron Nieckula	43
1996	**Josh Klimek**	**94**
1995	Tom Sinak	43
1994	Forry Wells	62
1993	Forry Wells	54
1992	Scott Spiezio	61
1991	Bubba Smith	61
1990	Mark Dalesandro	73
1989	Sean Mulligan	51
1988	John Valente	35
1987	Darrin Fletcher	73
1986	Darrin Fletcher	80
1985	Gary Borg	69
1984	Ken Warmbier	31
1983	Gary Borg	43
1982	Tim Richardson	56
1981	Tim Richardson	55
1980	Doug Jones	37
1979	John Venegoni	27
1978	John Peach	27
1977	Jim Oros	28
1976	Fazzini/Quarles/Scott	16
1975	Doug Kleber	30
1974	Greg Colby	20
1973	Greg Colby	27
1972	Jim Rucks	21
1971	Dick Doty	23
1970	Randy Crews	38
1969	Randy Crews	24
1968	Mike Murawski	29
1967	Mike Murawski	29
1966	Jerry Szukala	24
1965	Dan Humay	13
1964	Bob Belsole	23
1963	Lloyd Flodin	24
1962	Bud Felichio	29
1961	Jerry Renner	19
1960	Bud Felichio	33
1959	John Jurasevich	25
1958	John Kating	26
1957	Tom Haller	23
1956	Em Lindbeck	20
1955	Vic Petreshene	21
1954	R.Ultes/R. West	14
1953	Jerome Miller	13
1952	Frank Walenga	23
1951	Louis Krantz	22
1950	Russ Steger	36

ANNUAL OFFENSIVE LEADERS

RUNS

2017	Pat McInerney/Jack Yalowitz	42
2016	Michael Hurwitz	32
2015	Adam Walton	50
2014	Will Krug	41
2013	Jordan Parr	50
2012	Willie Argo	47
2011	Willie Argo	48
2010	Willie Argo	46
2009	Brandon Wikoff	54
2008	Kyle Hudson	61
2007	Lars Davis	55
2006	Ryan Snowden	53
2005	Drew Davidson	57
2004	Eric Eymann	34
2003	Andy Schutzenhofer	38
2002	Andy Schutzenhofer	43
2001	Brady Ballard	59
2000	Chris Basak	57
1999	D.J. Svihlik	59
1998	Dusty Rhodes	62
1997	Todd McClure	52
1996	**Brian McClure**	**80**
1995	Brian McClure	43
1994	Brian McClure/Dave Wohlwend	57
1993	Forry Wells	46
1992	Andy Small	60
1991	Andy Small	54
1990	Bob Christesen/Wil Parsons	63
1989	Wil Parsons	53
1988	Wolters/Valente/ Christensen	26
1987	Dave Payton	61
1986	Dave Payton	70
1985	Gary Borg	60
1984	Dave Payton	34
1983	Gary Borg	45
1982	Brian White	68
1981	Dave Rear	64
1980	Paul Marsillo	41
1979	Paul Marsillo	29
1978	John Peach	32
1977	Paul Marsillo	39
1976	John Fillipan	19
1975	Kal/Lundstedt	34
1974	Ron Lapins	26
1973	Bob Polock	38
1972	Jim Rucks/Dick Doty/Bob Polock	17
1971	Wes Dixon	25
1970	Augie Matejzel/Robert Windmiller	25
1969	Augie Matejzel	24
1968	Charles Schierer	27
1967	Mike Murawski	27
1966	Dan Humay	21
1965	Dan Humay	16
1964	Bob Belsole	18
1963	George Galle	21
1962	Tony Eichelberger	27
1961	Tony Eichelberger	27
1960	Gary Kolb	30
1959	Bob Klaus	30
1958	John Jurasevich	27
1957	Bob Klaus	21
1956	Em Lindbeck	24
1955	Dick Gunn	22
1954	Ron Ultes	18
1953	Roger Wing	18
1952	Bruce Frazier	23
1951	Richard Raklovits	28
1950	Richard Raklovits	32

DOUBLES

2017	Michael Massey	12
2016	Hurwitz/Drago/Walton	10
2015	Ryan Nagle	19
2014	David Kerian	12
2013	Justin Parr	15
2012	Jordan Parr	13
2011	Adam Davis	14
2010	Casey McMurray	14
2009	Brandon Wikoff	17
2008	Wikoff/McMurray/Bonadonna	12
2007	Ryan Snowden	21
2006	Ryan Snowden	20
2005	Drew Davidson	16
2004	Eric Eymann	16
2003	Eric Eymann	15
2002	Arlis/Davidson/ Schutzenhofer	11
2001	Brady Ballard	20
2000	Brady Ballard	17
1999	Todd McClure	17
1998	Dusty Rhodes	20
1997	Todd McClure	16
1996	Brian McClure	22
1995	Josh Klimek	18
1994	Tom Sinak	22
1993	Andy Thompson	14
1992	Larry Sutton	20
1991	Sean Mulligan	18
1990	Don Cuchran/Emmitt Cohick	18
1989	Don Cuchran	17
1988	Brad Wentz	12
1987	**Dave Payton**	**30**
1986	Dave Payton	21
1985	Gary Borg	22
1984	Joe Olker	11
1983	Gary Borg	10
1982	Brian White	20
1981	Brian Bock	14
1980	Doug Jones	14
1979	Paul Marsillo	16
1978	Jim Oros	12
1977	John Peach	9
1976	Sam Quarles	9
1975	Doug Kleber/Jon Siron	7
1974	Doug Kleber/Al Ryniec	6
1973	Bob Polock	11
1972	Dick Doty	6
1971	Dick Doty/Ken Ossola	7
1970	Randy Crews	14
1969	Clyde Kuehn	10
1968	Mike Murawski	12
1967	Mike Murawski/Maurice Smith	7
1966	Jerry Szukala	8
1965	Ron Maurer	4
1964	Three tied with	6
1963	Carl Peterson	7
1962	Lloyd Flodin	7
1961	Bud Felichio/Jerry Renner	6
1960	Gary Kolb	7
1959	Bob Klaus	9
1958	Casey Barszcz	7
1957	Wayne Lanter	7
1956	Ray Thonn/Don Lukaszewski	5
1955	Don Lukaszewski	5
1954	Ron Ultes/Ron West	5
1953	Vince Feigenbutz	5
1952	Frank Walenga/Bruce Frazier	7
1951	William Hoffman	5
1950	Herb Plews	5

STOLEN BASES

2017	Ben Troike/Jack Yalowitz	10
2016	Adam Walton	16
2015	Will Krug	14
2014	Will Krug	20
2013	David Kerian/Jordan Parr	23
2012	Willie Argo	22
2011	Willie Argo	25
2010	**Willie Argo**	**41**
2009	Joe Bonadonna	19
2008	Kyle Hudson	40
2007	Shawn Roof	40
2006	Shawn Roof	25
2005	Ryan Rogowski	31
2004	Ryan Rogowski	10
2003	Brandon Cashman	9
2002	Brandon Cashman	18
2001	Brady Ballard	14
2000	Chris Basak	22
1999	Chris Basak	19
1998	Dan O'Neill	18
1997	Danny Rhodes	17
1996	Danny Rhodes	13
1995	Brian McClure	16
1994	Dave Wohlwend	14
1993	Andy Thompson	16
1992	Andy Thompson	19
1991	Mike Jurack	8
1990	Wil Parsons	25
1989	Wil Parsons	32
1988	Mike Mershon	11
1987	Brian Mershon	16
1986	Brian Mershon	23
1985	Ken Warmbier	20
1984	Ken Warmbier	15
1983	Brian White	18
1982	Todd Schmitke	30
1981	Todd Schmitke	35
1980	Todd Schmitke	14
1979	Brian Bock	15
1978	Paul Marsillo	17
1977	Paul Marsillo	19
1976	Harris Kal	8
1975	Harris Kal	11
1974	Harris Kal/Al Ryniec	9
1973	Bob Polock	19
1972	Bob Polock	10
1971	Bob Polock	16
1970	Augie Matejzal	11
1969	Charles Schierer	11
1968	Clyde Kuehn	12
1967	Mick Smith	8
1966	Dave Crouse	10
1965	Trenton Jackson	14
1964	Ron Maurer/Ron Christopher	8
1963	Ron Maurer	17
1962	Jerry Renner	14
1961	Jerry Renner	12
1960	Tony Eichelberger	13
1959	Russ Martin	15
1958	Russ Martin	8
1957	Rich Pawlow	11
1956	Don Lukaszewski	10
1955	Dick Gunn	9
1954	Ron Ultes/Mike Maksud	7
1953	Ron Ultes	6
1952	Louis Krantz	11
1951	Richard Reklovits	17
1950	Russ Steger	8

HOME RUNS

2017	Pat McInerney	15
2016	Pat McInerney	7
2015	David Kerian	16
2014	Casey Fletcher	6
2013	Thomas Lindauer/Jordan Parr	9
2012	Brandon Hohl/Jordan Parr	5
2011	Matt Dittman	7
2010	Casey McMurray	6
2009	Willie Argo	12
2008	Daniel Webb	6
2007	Lars Davis	13
2006	Dave Schultz	7
2005	Dusty Bensko	16
2004	Drew Davidson	12
2003	Brandon Cashman	8
2002	Drew Davidson	10
2001	Rob Fischer	12
2000	Marquie/Simmons/ Schutzenhofer	7
1999	D.J. Svihlik	15
1998	D.J. Svihlik	15
1997	Kevin Rudden	7
1996	**Josh Klimek**	**26**
1995	Tom Sinak	12
1994	Forry Wells	18
1993	Scott Spiezio	16
1992	Scott Spiezio	19
1991	Bubba Smith	18
1990	Mark Dalesandro	16
1989	Sean Mulligan	12
1988	John Valente	7
1987	Darrin Fletcher	15
1986	Darrin Fletcher	15
1985	Gary Borg	11
1984	Rob Pullen	5
1983	Doug Jones	6
1982	Brian White	8
1981	Brian Bock	11
1980	Doug Jones	9
1979	Chuck Oien	4
1978	John Peach	4
1977	John Peach	6
1976	Fazzini/Quarles/ Kleber	2
1975	Dave Lindstedt	6
1974	Ron Lapins	3
1973	Greg Colby/Dave Lundstedt	2
1972	Dick Doty	3
1971	Dick Doty	5
1970	Bob Windmiller	4
1969	Clyde Kuehn	3
1968	3 tied with	2
1967	Mike Murawski/Maurice Smith	5
1966	Jerry Szukala	5
1965	3 tied with	1
1964	Bob Belsole	3
1963	Lloyd Flodin/Carl Peterson	3
1962	Bud Felichio	5
1961	Bud Felichio/Ernie Kumerow	3
1960	Bud Felichio	9
1959	Bob Klaus	6
1958	John Jurasevich	6
1957	Tom Haller	6
1956	Em Lindbeck	2
1955	Victor Petershene	7
1954	Ron Ultes	4
1953	7 tied with	1
1952	Frank Walenga	2
1951	Louis Krantz	4
1950	Richard Raklovits	7

ANNUAL PITCHING LEADERS

WINS

2017	Ryan Schmitt	5
2016	Doug Hayes	6
2015	Kevin Duchene	11
2014	John Kravetz	6
2013	Kevin Duchene	9
2012	John Kravetz	8
2011	John Anderson/Chris Pack	8
2010	Kevin Johnson	5
2009	Phil Haig	7
2008	Kevin Manson	8
2007	Tanner Roark	8
2006	Brian Blomquist/Tanner Roark	4
2005	Brian Blomquist	10
2004	Jimmy Conroy	6
2003	Joe Ziemba	7
2002	Andy Dickinson	11
2001	Andy Dickinson	11
2000	**Jason Anderson**	**14**
1999	Jason Anderson	9
1998	Brett Weber	10
1997	Brian Hecht/Tom Zidlicky	6
1996	Brett Weber	9
1995	John Oestreich/Jason Wollard	6
1994	Sean Williams	6
1993	Matt Arrandale/Keith Toriani	7
1992	Mark Dressen	10
1991	Mark Dressen/Rich Hyde	6
1990	Mark Dressen	10
1989	Rich Caparelli	12
1988	John Ericks	7
1987	Carl Jones/Greg McCollum	7
1986	Greg McCollum	7
1985	Donn Pall	13
1984	Olker/Wells/Thienpont	4
1983	Dennis Johnson	5
1982	Randy Conte	13
1981	Randy Conte/Dave Wuethrich	8
1980	Bruce Scheidegger	6
1979	Dom Borgialli/Randy Conte	3
1978	John Widdersheim	6
1977	Larry Eyer/Joe Nash	4
1976	Dan Ingram	6
1975	Goss/Ingram/Vincent	5
1974	Mike Scholz	8
1973	Chuck Sommer	7
1972	Dave Engle	2
1971	Gary Anderson/Al Fritz	5
1970	Al Fritz	5
1969	Rich Binder	7
1968	Bill Foss/Bill Murray	4
1967	Rich Binder	5
1966	Pogue/Szukala/Rodgerson	3
1965	Ken Holtzman	6
1964	Jerry Weygandt	5
1963	Jerry Weygandt	6
1962	Tom Fletcher/Doug Mills	7
1961	Doug Mills	7
1960	Paul Arneson	6
1959	Terry Gellinger	9
1958	Bob Tedesco	6
1957	Frank Schwartz	6
1956	James Bickhaus/Bill Frentz	4
1955	Marvin Graves/Richard Vorreyer	4
1954	John Sabalaskey	5
1953	Clive Follmer	6
1952	Gerald Smith	6
1951	George Maier	8
1950	Alby Plain	5

INNINGS

2017	Ty Weber	78.1
2016	Cody Sedlock	101.1
2015	Drasen Johnson	116.2
2014	Drasen Johnson	96.0
2013	John Kravetz	90.2
2012	Kevin Johnson	88.1
2011	Kevin Johnson	103.0
2010	Kevin Johnson	75.2
2009	Phil Haig	82.1
2008	Kevin Manson	74.2
2007	Tanner Roark	83.0
2006	Brian Blomquist	59.1
2005	Brian Blomquist	102.0
2004	Joe Ziemba	81.1
2003	Ted Rowe	81.2
2002	Andy Dickinson	114.2
2001	Andy Dickinson	115.1
2000	**Jason Anderson**	**134.1**
1999	Jason Anderson	96.2
1998	Brett Weber	107.0
1997	Brett Weber	98.2
1996	Brett Weber	96.2
1995	Sean Williams	86.1
1994	Sean Williams	80.2
1993	Matt Arrandale	89.2
1992	Matt Arrandale	99.1
1991	Rich Hyde	97.0
1990	Rich Hyde	103.2
1989	Rich Capparelli	107.1
1988	John Ericks	87.1
1987	Carl Jones	83.1
1986	Greg McCollum	86.0
1985	Donn Pall	91.0
1984	Carl Jones	55.0
1983	Dennis Johnson	57.1
1982	Randy Conte	98.0
1981	Randy Conte	78.0
1980	Bruce Scheidegger	67.2
1979	Bruce Scheidegger	68.2
1978	John Widdersheim	67.2
1977	John Harshbarger	54.1
1976	Dan Ingram	72.2
1975	Dan Ingram	63.2
1974	Mike Scholz	58.1
1973	Chuck Sommer	60.2
1972	Gary Anderson	30.0
1971	Dave Engle	51.2
1970	Al Fritz	50.1
1969	Rich Binder	64.0
1968	Tom Calza	51.2
1967	Mike Rodgerson	60.1
1966	Mike Rodgerson	63.2
1965	Ken Holtzman	57.0
1964	Jerry Weygandt	78.0
1963	Jerry Weygandt	71.1
1962	Tom Fletcher	63.1
1961	Doug Mills	56.1
1960	Terry Gellinger	52.1
1959	Terry Gellinger	86.2
1958	Bob Tedesco	80.1
1957	Frank Schwartz	54.1
1956	James Bickhaus	60.1
1955	Richard Vorreyer	54.0
1954	John Sabalaskey	57.2
1953	Clive Follmer	68.2
1952	Gerald Smith	77.2
1951	Edward Zinker	78.2
1950	Alby Plain	69.2

STRIKEOUTS

2017	Ty Weber	53
2016	**Cody Sedlock**	**116**
2015	Kevin Duchene	88
2014	Drasen Johnson	79
2013	Kevin Duchene	68
2012	Matt Milroy	65
2011	Kevin Johnson	68
2010	Kevin Johnson	53
2009	Bryan Roberts	57
2008	Scott Shaw	48
2007	Tanner Roark/Scott Shaw	46
2006	Jake Toohey	43
2005	Jimmy Conroy	63
2004	Joe Ziemba	57
2003	Ted Rowe	51
2002	Andy Dickinson	107
2001	Andy Dickinson	99
2000	Jason Anderson	93
1999	Jason Anderson	61
1998	Brett Weber	99
1997	Brett Weber	95
1996	Brett Weber	89
1995	Sean Williams	75
1994	Sean Williams	57
1993	Keith Toriani	51
1992	Mark Dressen	65
1991	Bubba Smith	47
1990	Bubba Smith	57
1989	Bubba Smith	67
1988	John Ericks	108
1987	Greg McCollum	66
1986	Greg McCollum	65
1985	Donn Pall	65
1984	Joe Olker	65
1983	Terry Wells	64
1982	Jeff Innis	78
1981	Jeff Innis	50
1980	Bruce Scheidegger	44
1979	Bruce Scheidegger	44
1978	Dan Tarkoff	40
1977	Larry Eyer/John Harshbarger	26
1976	Bob Harold	57
1975	Dan Ingram	49
1974	Dan Ingram	45
1973	Gary Anderson	35
1972	Dave Engle	25
1971	Dave Engle	43
1970	Barry Yurtis	39
1969	Rich Binder	44
1968	Tom Calza	41
1967	Mike Rodgerson	52
1966	Mike Rodgerson	37
1965	Ken Holtzman	72
1964	Jerry Weygandt	54
1963	Jerry Weygandt	49
1962	Tom Fletcher	62
1961	Ron Johnson	57
1960	Norm Skizas	56
1959	Terry Gellinger	64
1958	Bob Tedesco	77
1957	Frank Schwartz	54
1956	Bill Schwartz	35
1955	Richard Vorreyer	44
1954	James Flynn	49
1953	Clive Follmer	51
1952	Gerald Smith	44
1951	George Maier	88
1950	Alby Plain	60

ERA

2017	Joey Gerber	4.36
2016	Charlie Naso	2.25
2015	**Tyler Jay**	**1.08**
2014	Kevin Duchene	1.80
2013	Kevin Duchene	2.79
2012	Nick Chmielewski	3.86
2011	Will Strack	4.03
2010	Bryan Roberts	3.90
2009	Ben Reeser	3.22
2008	Ben Reeser	4.04
2007	Jake Toohey	3.63
2006	Matt Whitmore	2.49
2005	Jimmy Conroy	3.10
2004	Jimmy Conroy	3.63
2003	Reilly Smith	2.47
2002	Dave Mazurek	2.39
2001	Andy Dickinson	3.51
2000	Matt Vorwald	2.68
1999	Jimmy Journell	1.78
1998	Brett Weber	3.11
1997	Tom Zidlicky	3.52
1996	Brett Weber	3.55
1995	John Oestreich	4.29
1994	Don Payne	5.46
1993	Matt Arrandale	4.32
1992	Matt Arrandale	3.62
1991	Bubba Smith	5.37
1990	Rich Hyde	3.56
1989	Jason Moler	3.48
1988	Jeff Richards	2.83
1987	Carl Jones	4.21
1986	Greg McCollum	3.66
1985	Donn Pall	1.98
1984	Joe Olker	3.59
1983	Dennis Johnson	3.93
1982	Jeff Innis	2.34
1981	Jeff Innis	2.31
1980	Bruce Scheidegger	3.86
1979	Dom Borgialli	4.47
1978	John Widdersheim	2.03
1977	John Harshbarger	2.82
1976	Dan Ingram	1.73

* Illinois single-season record in **bold**



ILLINOIS IN THE BIG TEN TOURNAMENT // 29-35 IN 21 APPEARANCES // 4 TITLES

1981 // AT ANN ARBOR, MICH.
5/16 Michigan 4, Illinois 3
5/17 Minnesota 2, Illinois 0*
Michigan champion

1982 // AT CHAMPAIGN, ILL.
5/21 Michigan 4, Illinois 2
5/22 Minnesota 8, Illinois 3*
Minnesota champion

1985 // AT ANN ARBOR, MICH.
5/17 Ohio State 3, Illinois 2
5/18 Michigan 11, Illinois 10 (11)*
Minnesota champion

1989 // AT ANN ARBOR, MICH.
5/18 Illinois 8, Iowa 7
5/19 Illinois 7, Michigan 1
5/20 Illinois 2, Michigan 0
Illinois champion

1990 // AT IOWA CITY, IOWA
5/17 Illinois 11, Minnesota 5
5/18 Illinois 11, Iowa 7
5/19 Illinois 14, Ohio State 10
Illinois champion

1992 // AT COLUMBUS, OHIO
5/14 Illinois 10, Ohio State 5
5/15 Minnesota 4, Illinois 3 (12)
5/16 Michigan State 4, Illinois 2*
Minnesota champion

1996 // AT UNIVERSITY PARK, PA.
5/16 Indiana 6, Illinois 3
5/17 Illinois 7, Michigan 4*
5/18 Illinois 11, Penn State 3*
5/18 Illinois 8, Indiana 5
5/19 Indiana 6, Illinois 4*
Indiana champion

1997 // AT ANN ARBOR, MICH.
5/15 Michigan 8, Illinois 4
5/16 Illinois 8, Purdue 3*
5/17 Michigan 7, Illinois 5*
Ohio State champion

1998 // AT CHAMPAIGN, ILL.
5/14 Penn State 5, Illinois 2
5/15 Illinois 9, Ohio State 8
5/16 Illinois 11, Penn State 5*
5/16 Minnesota 9, Illinois 8
Minnesota champion

1999 // AT COLUMBUS, OHIO
5/20 Illinois 12, Minnesota 9
5/21 Michigan 7, Illinois 6
5/22 Minnesota 9, Illinois 3*
Michigan champion

2000 // AT MINNEAPOLIS, MINN.
5/17 Illinois 6, Purdue 2 (12)
5/19 Illinois 5, Penn State 3
5/20 Penn State 6, Illinois 0
Illinois 4, Ohio State 0*
5/21 Illinois 5, Penn State 3*
Illinois champion

2001 // AT COLUMBUS, OHIO
5/16 Illinois 9, Purdue 5
5/19 Minnesota 15, Illinois 11
5/19 Ohio State 10, Illinois 0*
Minnesota champion

2005 // AT CHAMPAIGN, ILL.
5/26 Minnesota 11, Illinois 8
5/27 Purdue 4, Illinois 3 (11)*
Ohio State champion

2006 // AT ANN ARBOR, MICH.
5/24 Minnesota 8, Illinois 1
5/25 Purdue 10, Illinois 5*
Michigan champion

2007 // AT ANN ARBOR, MICH.
5/23 Illinois 12, Iowa 3
5/24 Minnesota 10, Illinois 3
5/25 Penn State 6, Illinois 2*
Ohio State champion

2008 // AT ANN ARBOR, MICH.
5/21 Illinois 3, Ohio State 2
5/22 Michigan 5, Illinois 2
5/23 Indiana 14, Illinois 7*
Michigan champion

2009 // AT COLUMBUS, OHIO#
5/21 Illinois 16, Michigan State 5
5/22 Ohio State 7, Illinois 4
5/23 Minnesota 13, Illinois 4*
Indiana champion

2011 // AT COLUMBUS, OHIO#
5/26 Illinois 5, Ohio State 4
5/27 Illinois 4, Michigan State 1
5/28 Illinois 9, Michigan State 1
Illinois champion

2013 // AT MINNEAPOLIS, MINN.%
5/22 Minnesota 3, Illinois 2
5/23 Illinois 3, Michigan 2*
5/24 Minnesota 3, Illinois 1*
Indiana champion

2014 // AT OMAHA, NEB.^
5/21 Michigan State 2, Illinois 1
5/22 Illinois 6, Ohio State 5*
5/23 Michigan State 11, Illinois 2*
Indiana champion

2015 // AT MINNEAPOLIS, MINN.%
5/20 Illinois 3, Nebraska 2
5/21 Maryland 2, Illinois 1
5/22 Illinois 2, Michigan State 0*
5/23 Michigan 5, Illinois 3*
Michigan champion

* Eliminated
# Huntington Park
% Target Field
^ TD Ameritrade Park

Field expanded from 6 to 8 teams in 2014

TOURNAMENT MOST OUTSTANDING PLAYER

1989 . . . . . Rich Capparelli, P
1990 . . . . . Bob Christiansen, SS
2000 . . . . . Jason Anderson, P
2011 . . . . . Adam Davis, C

ALL-TOURNAMENT SELECTIONS

1982 . . . . . Jeff Innis (P), Tim Richardson (1B)
1985 . . . . . Greg Iavarone (C), Jim Orsag (OF)
1989 . . . . . Rich Capparelli (P), Bob Christensen (SS), ... Don Cuchran (OF), Mark Dalesandro (C), ... Sean Mulligan (OF), Wil Parsons (2B)
1990 . . . . . Bob Christensen (SS), Mark Dalesandro (C), ... Wil Parsons (2B), Larry Sutton (OF)
1991 . . . . . Larry Sutton (OF)
1992 . . . Andy Small (SS), Larry Sutton (OF), Keith Toriani (P)
1996 . . . . . Josh Klimek (SS), Brian McClure (2B), . . Todd McClure (DH), Jason Wollard (P), Danny Rhodes (OF)
1997 . . . . . D.J. Svihlik (2B), Brett Weber (P)
1998 . . . . . Craig Marquie (3B), Dan O'Neill (OF), ... Danny Rhodes (OF), D.J. Svihlik (2B)
1999 . . . . . Jon Anderson (SS)
2000 . . . . . Jason Anderson (P), Craig Marquie (3B)
2001 . . . . . Luke Simmons (DH)
2005 . . . . . Shawn Roof (3B)
2008 . . . . . Kevin Manson (SP)
2009 . . . . . Pete Cappetta (OF)
2011 . . . . . John Anderson (SP), Willie Argo (OF), ... Adam Davis (C), Matt Dittman (1B), ... Corey Kimes (SP), Justin Parr (DH)
2013 . . . . . Thomas Lindauer (SS)
2015 . . . . . John Kravetz (RHP), Ryan Nagle (OF)

ILLINOIS IN THE NCAA TOURNAMENT // 17-21 IN 11 APPEARANCES

1947
EASTERN FINALS // NEW HAVEN, CONN.
6/21 New York University 2, Illinois 1
(Game started on 6/20, susp. in 5th inning due to rain with score tied 0-0)

1948
EASTERN FINALS // WINSTON-SALEM, N.C.
6/15 Lafayette College 9, Illinois 6
6/16 North Carolina 7, Illinois 3

1962
DISTRICT IV PLAYOFFS // KALAMAZOO, MICH.
5/29 Illinois 2, Detroit 1
5/30 Western Michigan 10, Illinois 2
5/31 Michigan 5, Illinois 1

1963
DISTRICT IV PLAYOFFS // CHAMPAIGN, ILL.
5/30 Illinois 13, Valparaiso 2
5/31 Western Michigan 1, Illinois 0
6/1 Illinois 4, Notre Dame 0
6/1 Illinois 8, Western Michigan 0
6/1 Western Michigan 7, Illinois 0

1989
NORTHEAST REGIONAL // WATERBURY, CONN.
5/25 Pennsylvania 7, Illinois 1
5/26 Illinois 7, LeMoyne 0
5/28 Arkansas 9, Illinois 2

1990
SOUTH II REGIONAL // STARKVILLE, MISS.
5/24 Illinois 8, Central Michigan 6
5/25 Mississippi State 5, Illinois 3
5/26 Illinois 8, Brigham Young 5
5/26 Florida State 6, Illinois 4

1998
SOUTH I REGIONAL // GAINESVILLE, FLA.
5/21 Wake Forest 14, Illinois 12
5/22 Illinois 12, Monmouth (N.J.) 2
5/23 Illinois 8, Baylor 7
5/24 Illinois 13, Wake Forest 4
5/24 Florida 7, Illinois 6 (championship)

2000
CLEMSON REGIONAL // CLEMSON, S.C.
5/26 Illinois 3, Old Dominion 1
5/27 Clemson 9, Illinois 3
5/27 Middle Tennessee 4, Illinois 3

2011
FULLERTON REGIONAL // FULLERTON, CALIF.
6/3 Cal State Fullerton 10, Illinois 4
6/4 Illinois 5, Kansas State 3
6/5 Illinois 7, Cal State Fullerton 5
6/5 Stanford 14, Illinois 2

2013
NASHVILLE REGIONAL // NASHVILLE, TENN.
5/31 Illinois 6, Georgia Tech 4
6/1 #2 Vanderbilt 10, Illinois 4
6/2 Georgia Tech 6, Illinois 3

2015
CHAMPAIGN REGIONAL // CHAMPAIGN, ILL.
5/29 #6 Illinois 10, Ohio 3
5/31 #6 Illinois 3, Notre Dame 0
6/1 #6 Illinois 8, Wright State 4

CHAMPAIGN SUPER REGIONAL // CHAMPAIGN, ILL.
6/6 Vanderbilt 13, #6 Illinois 0
6/8 Vanderbilt 4, #6 Illinois 2

NOTE: Before 1954, district playoff games were not considered a part of the national collegiate baseball championship. As a result, only district/playoff games from 1954 to the present, are included in the record column. Super Regionals began in 1999.

NCAA ALL-REGIONAL SELECTIONS
1989 . . . . . Sean Mulligan (OF)
1990 . . . . . Mark Dalesandro (C)
1998 . . . . . T.J. Jackson (DH), Aaron Nieckula (C) . . . . . Travis Rehrer (RHP), Dusty Rhodes (OF) . . . . . D.J. Svihlik (2B)
2000 . . . . . Jason Anderson (RHP), Craig Marquie (3B)
2011 . . . . . Davis Hendrickson (OF), Josh Parr (SS)
2013 . . . . . Jordan Parr (OF)
2015 . . . . . Drasen Johnson (RHP), David Kerian (1B) . . . . . Will Krug (OF)

NCAA REGIONAL MOST OUTSTANDING PLAYER
2015 . . . . . David Kerian (1B)


DAVID KERIAN


1998 GAINESVILLE REGIONAL


1947 TEAM


2015 REGIONAL CHAMPIONSHIP

BIG TEN MEDAL OF HONOR

First awarded in 1914, the Big Ten endowed a Medal of Honor to be given annually to a student in the graduating class of each university that demonstrated proficiency in scholarship and athletics.

In 1982, the Medal of Honor was expanded to include a senior woman athlete from each institution. Since the introduction of the Big Ten Medal of Honor, more than 1,070 student-athletes have been awarded the honor.

Andy Schutzenhofer was among the winners of the 2003 Big Ten Conference Medal of Honor, becoming the 15th Illinois baseball player to earn the Medal of Honor and the first since Forry Wells in 1994. Will Krug was the last to win in 2015.

ILLINOIS BASEBALL
BIG TEN MEDAL OF HONOR WINNERS

1918 - John Leo Klein
1922 - Clarence Crossley
1923 - Otto H. Vogel
1924 - Walter Roettger
1928 - Richard G. Finn
1932 - Edward F. Gbur
1943 - Edwin S. Parker
1948 - George Fischer
1950 - Russell W. Steger
1953 - Cliver Fullmer
1956 - Daniel E. Dudas
1960 - Robert J. Madix
1982 - Randy Conte
1994 - Forry Wells
2003 - Andy Schutzenhofer
2015 - Will Krug

LEE AND EULINE EILBRACHT MEMORIAL SCHOLARSHIP FUND

The Division of Intercollegiate Athletics announced the Lee and Euline Eilbracht Memorial Scholarship Fund in 2014. The Eilbracht Scholarship was established to assist in the education of University of Illinois baseball student-athletes through a generous donation from the family of legendary Fighting Illini head coach Lee Eilbracht and his wife, Euline.

Eilbracht is the winningest coach in Illini baseball history and earned All-America honors as a collegiate player. He compiled 518 wins in 27 seasons at the helm from 1952-78 along with being a three-time letterwinner as a player (1943, 46-47). The St. Louis, Mo., native won four Big Ten titles and led the Orange and Blue to the NCAA District Playoffs three times.

Euline taught at the University of Illinois from 1953-74. She began her career in the athletic department teaching rhetoric and English classes to athletes. She married Lee in 1967 then retired early in order to travel with Lee to offer her talents to her church and her community. She became one of the most avid fans of University of Illinois baseball and could be found in the stands with parents of players cheering on the team at both home and away games.

Contributions to the Lee and Euline Scholarship fund can be made by contacting the I FUND at 217-333-6595 or online at iamtheifund.com.

ACADEMIC ALL-BIG TEN

Academic All-Big Ten status is awarded to letterwinners who carry a 3.0 GPA or better and are of at least sophomore status.

Dominic Altobelli ..... 2008, '09
Jason Anderson ..... 1999, '00
John Anderson ..... 2010, '11
Bill Antonacci 1996
Kevin Arft 2000
Willie Argo ..... 2010, '11, '12
Matt Arrandale 1992
Brady Ballard ..... 2000, '01
Joel Barickman ..... 2005, '06
Billy Barrett ..... 2008, '10, '11
Chris Basak ..... 1999, '00
Sean Bennett 1996
Dusty Bensko 2005
Nick Blackburn ..... 2014, '15, '16
Wes Braun ..... 2008, '10, '11
Boo Champagne 1986
Bill Charvat 2012
Jimmy Conroy 2004
Randy Conte 1982
David Craan 2017
Ken Crawford ..... 1993, '94
Drew Davidson ..... 2004, '05
Adam Davis 2010
Brian de la Torriente 2012
Matt Dittman ..... 2009, '11
Casey Dodge 2017
John Frangos 1992
Pete Frew ..... 1993, '94
Tim Gasperich 1982
Joey Gerber 2017
Josh Gold ..... 2001, '02
Jason Goldstein ..... 2014, '15, '16
Tim Gorks ..... 2002, '04
Eric Haake 1988
Ryan Haff 2017
Chase Hainline 2014
Trent Hammond 2017
Dan Hamstra 1984
Ryan Hastings ..... 2006, '07, '08
Doug Hayes 2016
Brian Hecht ..... 1995, '96, '97
Davis Hendrickson ..... 2011, '12, '13
Michael Hurwitz 2016
Rich Hyde ..... 1990, '91
Aaron Ifft ..... 2005, '06, '07
Matthew James 2015
Aaron Johnson 2008
Kevin Johnson ..... 2012, '13
Matt Johnson 1990
Jimmy Journell ..... 1998, '99
Omar Kadir 2007
Doug Kane 1986
Zack Kolakowski ..... 2016, '17
Mike Kraft 1990
Will Krug ..... 2013, '14, '15
Josh Lane ..... 2002, '03
Ryan Lawrence ..... 2000, '01
Alex Lincoln ..... 2012, '13
Brian Long 2007
Dan Lundine ..... 1993, '95
Craig Lutes ..... 2008, '09, '10
Kevin Manson 2010
Andrew Mamlic ..... 2015, '16
Craig Marquie ..... 1997, '98, '99, '00
Aaron Martin ..... 2007, '08, '09
Jake Mathis 2009
Dave Mazurek ..... 2001, '02, '03
Matt McCully ..... 1994, '95, '96
Rob McDonnell ..... 2014, '15
Pat McInerney ..... 2015, '16, '17
Brian Mershon 1987
Anthony Milazzo ..... 2013, '15
Ty Milner 2008
Ryan Nagle 2015
J.D. Nielsen 2016
Kelly Norris-Jones ..... 2012, '13, '15
Kevin O'Connor ..... 1989 '90
Justin Olson ..... 2001, '02
Dan O'Neill ..... 1997, '98, '99
Joe Parenti 2003
Jordan Parr 2013
Justin Parr ..... 2012, '13
Sean Patrick ..... 2002, '03
Donnie Payne ..... 1993, '94
Brian Raymond ..... 2001, '02, '03, '04
Ben Reeser ..... 2007, '08, '09
Danny Rhodes ..... 1996, '97, '98
Dusty Rhodes ..... 1996, '97, '98
Mike Rohde 2007
Reid Roper ..... 2012, '13, '14, '15
Ryne Roper 2015
Cody Salter ..... 1996, '97, '98
Jeff Richards ..... 1988, '90
Chris Robinson ..... 2004, '05
Dan Rowbottom ..... 2016, '17
Grey Schultz 2016
Jason Schumaker ..... 1992, '93, '94
Andy Schutzenhofer ..... 2001, '02, '03
Dave Seifert ..... 1992, '93
Scott Shaw 2008
Pat Sheehan 2011
Luke Simmons ..... 2000, '01, '02
Mark Skonieczny ..... 2016, '17
Jonathan Smiley ..... 2005, '07
Reilly Smith ..... 2002, '03, '04
Bren Spillane ..... 2016, '17
Mike Stankiewicz ..... 2007, '08, '09
Mike Sterk ..... 2008, '10
Nick Stockwell ..... 2007, '08, '09
Will Strack 2010
Adam Studebaker ..... 1992,'93, '94
D.J. Svihlik ..... 1999, '00
Andy Thompson 1992
Derek Throneburg ..... 2000, '01
John Walewander 1988
Adam Walton ..... 2014, '15, '16
Daniel Webb ..... 2007, '08
Brandon Wikoff ..... 2008, '09
Brett Weber 1998
Lee Zerrusen ..... 2008, '09, '10, '11
Tom Zidlicky ..... 1997, '98
Joe Ziemba ..... 2002, '03, '04

RICHARD C. "ITCH" JONES BASEBALL SCHOLARSHIP

In 2008, the Richard C. "Itch" Jones Baseball Scholarship at the University of Illinois was established by Thomas F. Meagher Jr., and his son, former Illini T.F. Meagher III, to provide scholarship assistance to student-athletes who are members of the Illinois varsity baseball team.

The Jones Baseball Scholarship is in the name of former Illini head coach Richard "Itch" Jones, who led the Orange and Blue from 1991-2005. Jones won two Big Ten titles and one Big Ten Tournament championship and 474 games during his time at Illinois and retired as the 13th-winningest coach in NCAA Division I baseball history with his 1,242 career victories.

T.F. was a three-year letterman from 2001-03, starting 167 games during that time. After starting 102 games at shortstop in 2001-02, Meagher moved to second base in 2003 and started all but eight games there that season. He ranks third on the Illinois career hit by pitch list, having been hit 38 times, and his 14 HBP in both 2001 and 2002 rank 10th on the single-season list.

Winners of the Richard C. "Itch" Jones Scholarship

2010 - Lee Zerrusen
2011 - Pete Cappetta
2012 - Davis Hendrickson
2013 - Brandon Hohl
2014 - Will Krug
2015 - Pat McInerney
2016 - Michael Hurwitz
2017 - Pat McInerney

YEAR-BY-YEAR RECORDS

YEAR	RECORD	BIG TEN RECORD	BIG TEN PLACE	COACH
1879	1-0			No Coach
1880	1-0			No Coach
1881	0-1			No Coach
1882	No Team			
1883	3-0			No Coach
1884	1-1			No Coach
1885	1-0			No Coach
1886	4-2			No Coach
1887	4-4			No Coach
1888	3-4			No Coach
1889	1-2-1			No Coach
1890	5-3			No Coach
1891	8-2			No Coach
1892	8-3			E.K. Hall
1893	14-8			E.K. Hall
1894	8-6			E.K. Hall
1895	10-4			No Coach
1896	15-4	2-4	3rd	George Huff
1897	6-5	3-3	T-2nd	George Huff
1898	6-7	4-6	3rd	George Huff
1899	11-6	9-4	2nd	George Huff
1900	**12-2**	**8-2**	**1st**	**George Huff**
1901	12-7	6-4	3rd	George Huff
1902	12-4	8-3	2nd	George Huff
1903	**17-1**	**11-1**	**1st**	**George Huff**
1904	**24-4**	**8-2**	**1st**	**George Huff**
1905	14-5	7-5	2nd	George Huff
1906	**13-3**	**8-3**	**1st**	**George Huff**
1907	**10-1**	**7-0**	**1st**	**George Huff**
1908	**11-3**	**11-3**	**1st**	**George Huff**
1909	11-3	9-3	2nd	George Huff
1910	**14-0**	**11-0**	**1st**	**George Huff**
1911	**18-2**	**14-1**	**1st**	**George Huff**
1912	13-3-1	10-2-1	2nd	George Huff
1913	11-5-1	8-4	T-2nd	George Huff
1914	**11-7-1**	**7-3**	**1st**	**George Huff**
1915	**18-1-1**	**9-1-1**	**1st**	**George Huff**
1916	**17-5**	**8-1**	**1st**	**George Huff**
1917	13-7	8-3	2nd	George Huff
1918	13-6	7-3	2nd	George Huff
1919	13-5	7-4	2nd	George Huff
1920	16-8	6-4	4th	George "Potsy" Clark
1921	**17-3**	**10-1**	**1st**	**Carl Lundgren**
1922	**17-2-1**	**8-2**	**1st**	**Carl Lundgren**
1923	14-6-1	7-4	3rd	Carl Lundgren
1924	10-6-1	4-3-1	5th	Carl Lundgren
1925	12-8	6-5	T-5th	Carl Lundgren
1926	16-7-1	7-4	T-3rd	Carl Lundgren
1927	**10-7-3**	**7-3-1**	**T-1st**	**Carl Lundgren**
1928	32-12-5	6-6	8th	Carl Lundgren
1929	13-7-2	6-5	4th	Carl Lundgren
1930	15-5	8-2	2nd	Carl Lundgren
1931	**15-4**	**8-2**	**1st**	**Carl Lundgren**
1932	10-5	7-3	2nd	Carl Lundgren
1933	13-3	8-2	T-2nd	Carl Lundgren
1934	**15-3**	**9-1**	**1st**	**Carl Lundgren**
1935	12-4	7-3	T-2nd	Wally Roettger
1936	13-4	10-2	2nd	Wally Roettger
1937	**14-3**	**9-1**	**1st**	**Wally Roettger**
1938	8-8	4-4	T-6th	Wally Roettger
1939	7-7-2	4-5	8th	Wally Roettger
1940	**16-5**	**9-3**	**T-1st**	**Wally Roettger**
1941	13-7	7-4	3rd	Wally Roettger
1942	9-9	5-7	T-5th	Wally Roettger
1943	8-6	5-3	T-3rd	Wally Roettger
1944	9-3-2	5-2-2	3rd	Wally Roettger
1945	10-10-1	6-5-1	4th	Wally Roettger
1946	13-8	6-3	T-3rd	Wally Roettger
1947	**22-6**	**9-3**	**1st**	**Wally Roettger**
1948	**20-7-1**	**10-2**	**T-1st**	**Wally Roettger**
1949	9-8-1	6-5-1	5th	Wally Roettger
1950	13-6	6-5	T-4th	Wally Roettger
1951	16-9	8-3	2nd	Wally Roettger
1952	**20-11-1**	**10-5**	**T-1st**	**Lee Eilbracht**
1953	**17-6**	**10-3**	**T-1st**	**Lee Eilbracht**
1954	16-15	4-11	T-9th	Lee Eilbracht
1955	14-10	7-6	4th	Lee Eilbracht
1956	15-18-1	4-11	10th	Lee Eilbracht
1957	17-9	7-4	T-2nd	Lee Eilbracht
1958	18-10	8-6	4th	Lee Eilbracht
1959	22-9	9-6	T-2nd	Lee Eilbracht
1960	21-10	6-8	7th	Lee Eilbracht
1961	22-8	9-4	4th	Lee Eilbracht
1962	**25-6**	**13-2**	**1st**	**Lee Eilbracht**
1963	**21-15**	**10-5**	**1st**	**Lee Eilbracht**
1964	9-22	1-14	10th	Lee Eilbracht
1965	14-9	8-6	5th	Lee Eilbracht
1966	14-14	5-7	6th	Lee Eilbracht
1967	17-21	5-11	9th	Lee Eilbracht
1968	18-19	7-10	6th	Lee Eilbracht
1969	22-20	11-7	2nd	Lee Eilbracht
1970	19-16-1	8-10	T-6th	Lee Eilbracht
1971	20-16-1	10-7-1	4th	Lee Eilbracht
1972	16-21	5-9	8th	Lee Eilbracht
1973	21-13	8-10	T-7th	Lee Eilbracht
1974	27-11	9-7	4th	Lee Eilbracht
1975	25-17-1	4-11-1	9th	Lee Eilbracht
1976	20-22	3-12	10th	Lee Eilbracht
1977	23-25	8-10	6th	Lee Eilbracht
1978	25-22-1	6-12	9th	Lee Eilbracht
1979	14-30-1	3-15	10th	Tom Dedin
1980	18-33	6-10	T-6th	Tom Dedin
1981*	35-26	11-3	2nd West (4th-tourn.)	Tom Dedin
1982*	49-23	14-2	1st West (4th-tourn.)	Tom Dedin
1983*	23-24-2	6-9	T-3rd West	Tom Dedin
1984*	22-30	3-10	5th West	Tom Dedin
1985*	46-21	12-4	1st West (4th-tourn.)	Tom Dedin
1986*	33-20-2	8-8	4th West	Tom Dedin
1987*	32-24	9-7	T-2nd West	Tom Dedin
1988&	26-20	12-16	7th	Augie Garrido
1989&	**42-16**	**17-11**	**T-2nd**	**Augie Garrido**
1990&	**43-21**	**19-9**	**T-2nd**	**Augie Garrido**
1991&	26-30	13-15	7th	Richard "Itch" Jones
1992&	36-20	16-12	4th	Richard "Itch" Jones
1993	32-23	12-16	T-8th	Richard "Itch" Jones
1994	26-26	12-16	T-7th	Richard "Itch" Jones
1995	25-31	14-14	T-5th	Richard "Itch" Jones
1996	37-22	17-10	3rd	Richard "Itch" Jones
1997	32-27	17-11	T-3rd	Richard "Itch" Jones
1998	**42-21**	**19-5**	**1st**	**Richard "Itch" Jones**
1999	34-22	15-12	3rd	Richard "Itch" Jones
2000	41-23	17-11	T-3rd	Richard "Itch" Jones
2001	29-28	13-14	5th	Richard "Itch" Jones
2002	32-19	14-15	T-6th	Richard "Itch" Jones
2003	27-26	12-19	8th	Richard "Itch" Jones
2004	22-33	11-21	9th	Richard "Itch" Jones
2005	**33-23-1**	**20-12**	**1st**	**Richard "Itch" Jones**
2006	29-29	15-17	T-5th	Dan Hartleb
2007	31-27	16-14	5th	Dan Hartleb
2008	31-25	16-15	4th	Dan Hartleb
2009	34-20	16-8	4th	Dan Hartleb
2010	26-26	10-14	9th	Dan Hartleb
2011	**30-27**	**15-9**	**1st**	**Dan Hartleb**
2012	28-25	11-13	T-6th	Dan Hartleb
2013	35-20	14-10	T-5th	Dan Hartleb
2014	32-21	17-7	3rd	Dan Hartleb
2015	**50-10-1**	**21-1**	**1st**	**Dan Hartleb**
2016	28-23	12-12	T-8th	Dan Hartleb
2017	23-28	9-15	10th	Dan Hartleb
Totals	**2,576-1,670-39 (.606) 1,004-787-10 (.560) 30 Big Ten Titles**			

* Conference divided into East and West Divisions, with the top two teams from each division competing in playoffs. Tournament winner declared conference champion.

& Divisional system eliminated, top four teams advanced to playoffs. Tournament winner declared conference champion.

1896-1980 and 1993-present, regular season winner declared conference champion

Conference champions in **bold**

ALL-TIME SCORES

1879 // 1-0

Oct. 2	Illinois College	12-5	W

1880 // 1-0

Oct. 13	at Knox College	14-8	W

1881 // 0-1

May 3	at Illinois College	13-14	L

1883 // 3-0

May 19	Covington	16-13	W
Oct. 4	vs. Knox College	14-9	W
Oct. 5	vs. Monmouth (Ill.)	21-5	W

1884 // 1-1

May 24	vs. Urbana	15-7	W
Oct. 3	vs. Knox College	16-18	L

1885 // 1-0

May 23	Urbana-Champaign	6-3	W

1886 // 4-2

May 14	at Illinois College	18-10	W
May 15	at Illinois College	18-12	W
May 21	Monmouth (Ill.)	7-11	L
May 21	Monmouth (Ill.)	5-10	L
Sept. 30	vs. Illinois College	17-11	W
Oct. 1	Monmouth (Ill.)	20-17	W

1887 // 4-4

May 6	vs. Illinois Wesleyan	19-13	W
May 11	Champaign Clippers	19-4	W
May 13	at Illinois College	13-5	W
May 18	Champaign Clippers	4-12	L
May 20	Illinois College	16-19	L
Oct. 4	Champaign Clippers	11-17	L
Oct. 6	vs. Monmouth (Ill.)	19-16	W
Oct. 7	vs. Blackburn	13-14	L

1888 // 3-4

April 26	Danville	12-22	L
May 4	at DePauw	6-13	L
May 18	Crawfordsville	10-7	W
May 26	Illinois College	13-12	W
May 31	Bloomington Reds	4-5	L
Oct. 4	Illinois College	22-8	W
Oct. 6	Monmouth (Ill.)	3-12	L

1889 // 1-2-1

May 18	at Danville	4-4	T
May 25	Danville	2-3	L
Oct. 3	vs. Monmouth (Ill.)	22-11	W
Oct. 4	vs. Knox College	2-16	L

1890 // 5-3

May 9	at Illinois College	18-4	W
May 10	at Effingham	0-5	L
May 16	Illinois College	18-11	W
May 17	at LeRoy	13-3	W
May 24	at Charleston	1-6	L
May 30	at Danville	15-16	L
Oct. 2	vs. Knox College	11-3	W
Oct. 3	vs. Illinois College	9-4	W

1891 // 8-2

Jan. 24	at Danville	15-16	L
Feb. 7	at Danville	12-10	W
Feb. 13	at Danville	26-15	W
Feb. 15	vs. Champaign Clerks	27-6	W
Feb. 28	at Danville	11-12	L
May 15	Wabash	14-10	W
May 22	Danville	16-0	W
May 23	Illinois Wesleyan	5-4	W
Oct. 1	vs. Illinois College	8-1	W
Oct. 2	vs. Knox College	15-4	W



E.K. HALL
3 YEARS, 30-17

1892 // 8-3

April 20	Michigan	0-18	L
May 6	at Northwestern	13-8	W
May 7	at Beloit	6-9	L
May 9	at Lake Forest	5-10	L
May 21	Northwestern	5-1	W
May 27	Beloit	9-0	W
May 30	Illinois Wesleyan	3-1	W
June 4	Lake Forest	5-0	W
Oct. 6	Illinois Wesleyan	11-2	W
Oct. 7	Illinois College	15-0	W
Oct. 8	Monmouth (Ill.)	7-6	W

1893 // 14-8

April 8	Wabash	16-0	W
April 15	Hudsons (St. Louis)	4-2	W
April 22	Michigan	5-6	L
May 6	vs. Wabash	14-6	W
May 8	Grinnell	3-2	W
May 10	at Northwestern	15-8	W
May 17	Indiana	13-6	W
May 18	at DePauw	7-5	W
May 20	Lake View	15-2	W
May 22	Chicago	3-2	W
May 27	at Chicago	0-6	L
May 30	Purdue	15-5	W
June 3	at Michigan	3-10	L
June 5	at Detroit AC	3-5	L
June 6	at London AC	4-3	W
June 8	at Cleveland AC	15-17	L
June 9	at Oberlin	11-7	W
June 10	at Oberlin	8-11	L
June 26	vs. Virginia	7-11	L
June 28	vs. Vanderbilt	6-2	W
June 30	vs. Wisconsin	17-10	W
July 1	vs. Virginia	7-11	L

1894 // 8-6

April 7	vs. Wabash	14-2	W
April 13	Hudson's (St. Louis)	8-18	L
April 14	at Sullivan	23-0	W
April 20	Michigan	8-12	L
April 25	Purdue	9-5	W
May 7	Wisconsin	20-6	W
May 11	Chicago	10-9	W
May 12	at Michigan	5-10	L
May 14	at Alerts (Ontario)	12-10	W
May 15	at Norwalk AC	8-5	W
May 16	at Oberlin	1-13	L
May 18	Chicago	18-17	W
May 28	Oberlin	5-11	L
May 31	Detroit AA	4-8	L

1895 // 10-4

April 13	vs. Wabash	12-7	W
April 16	Peoria	6-7	L
April 20	Michigan	9-0	W
April 27	Northwestern	2-7	L
May 6	Iowa	10-8	W
May 8	at Purdue	8-5	W
May 9	at Notre Dame	7-8	L
May 11	at Michigan	2-11	L
May 17	Grinnell	9-0	W
May 18	Hyde Park H.S.	12-3	W
May 25	at Northwestern	9-6	W
May 27	at Iowa State	26-16	W
May 28	at Grinnell	13-6	W
May 29	at Iowa	14-3	W



GEORGE HUFF
23 YEARS, 314-97-4

BIG TEN TITLES: 1900 // 1903 1904 // 1906 // 1907 // 1908 1910 // 1911 // 1914 // 1915 1916

1896 // 15-4 // 2-4 (3RD)

April 1	Terre Haute	20-5	W
April 2	Terre Haute	21-11	W
April 3	Terre Haute	14-13	W
April 4	Wabash	20-0	W
April 11	Chicago	6-9	L
April 18	Michigan	3-5	L
April 25	Northwestern	16-2	W
April 29	at Chicago	4-10	L
May 2	Purdue	11-3	W
May 7	at Wisconsin	5-1	W
May 8	at Beloit	8-7	W
May 9	at Northwestern	20-9	W
May 12	Indiana	19-3	W
May 15	Grinnell	18-3	W
May 20	Alumni	6-3	W
May 25	at Michigan	3-20	L
May 26	at Notre Dame	22-7	W
May 27	vs. Wabash	12-4	W
May 30	Wisconsin	10-4	W

1897 // 6-5 // 3-3 (T-2ND)

April 17	Chicago	9-5	W
April 22	Michigan	3-7	L
April 28	Purdue	13-2	W
May 1	at Chicago	5-9	L
May 14	at Wisconsin	3-5	L
May 15	at Oak Park	3-6	L
May 19	Nebraska	16-9	W
May 21	Wisconsin	7-6	W
May 25	at Notre Dame	9-8	W
May 26	at Michigan	3-0	W
May 29	Oberlin	4-7	L

1898 // 6-7 // 4-6 (3RD)

April 9	Northwestern	30-7	W
April 16	Michigan	3-4	L
May 4	DePauw	19-0	W
May 6	at Oberlin	5-10	L
May 7	at Michigan	3-0	W
May 9	at Northwestern	8-4	W
May 14	at Chicago	9-12	L
May 21	Michigan	3-0	W
May 24	Chicago	5-6	L
May 25	Chicago	4-13	L
May 28	Oberlin	7-1	W
May 30	at Northwestern	3-5	L
June 4	at Chicago	1-2	L

1899 // 11-6 // 9-4 (2ND)

April 22	at Chicago	4-2	W
April 27	Wisconsin	6-0	W
April 29	at Michigan	7-3	W
May 1	at Northwestern	12-9	W
May 3	Chicago	11-9	W
May 10	at Michigan	1-4	L
May 11	at Notre Dame	0-15	L
May 12	at Beloit	0-6	L
May 13	at Wisconsin	13-4	W
May 18	Michigan	3-4	L
May 19	Michigan	2-4	L
May 20	Northwestern	9-3	W
May 24	Chicago	3-9	L
May 27	at Purdue	15-4	W
May 30	Oberlin	5-0	W
June 3	Wisconsin	12-5	W
June 6	at Chicago	9-2	W

1900 // 12-2 // 8-2 (1ST)

April 14	Purdue	5-4	W
April 16	Michigan	3-7	L
April 21	Chicago	11-1	W
April 27	at Northwestern	4-3	W
April 28	at Wisconsin	12-0	W
April 30	Beloit	11-1	W
May 5	at Chicago	4-1	W
May 9	Iowa	17-0	W
May 14	Michigan	12-6	W
May 15	Michigan	3-7	L
May 23	Chicago	9-4	W
May 26	at Chicago	10-3	W
May 30	vs. Michigan	6-5	W
June 5	Minnesota	8-3	W

1901 // 12-7 // 6-4 (2ND)

April 13	Michigan	8-9	L
April 20	Indiana	35-4	W
April 23	Beloit	1-4	L
April 26	Minnesota	8-0	W
May 1	at Chicago	15-3	W
May 2	at Northwestern	2-6 (8)	L
May 6	Notre Dame	5-2	W
May 8	Chicago	17-6	W
May 11	at Michigan	6-7	L
May 13	at Notre Dame	7-10	L
May 17	Chicago	8-7	W
May 18	Northwestern	10-0	W
May 22	at Chicago	5-2	W
May 30	at Michigan	3-4	L
June 4	Wisconsin	13-0	W
June 8	at Purdue	0-4	L
June 10	at Knox College	14-4	W
June 11	at Iowa	4-3 (10)	W
June 13	at Beloit	2-1 (12)	W

1902 // 12-4 // 8-3 (2ND)

April 12	Michigan	7-3	W
April 23	Northwestern	11-3	W
April 25	Wisconsin	1-2	L
April 26	at Chicago	5-6	L
April 30	Chicago	10-1	W
May 3	at Chicago	2-3	L
May 7	Chicago	7-3	W
May 12	Michigan	2-0	W
May 16	Iowa	16-1	W
May 17	Chicago	15-1	W
May 22	at Michigan	7-6	W
May 24	at Princeton	3-1	W
May 30	at Harvard	1-2	L
May 31	at West Point	6-5	W
June 4	at Yale	10-4	W
June 7	at Pennsylvania	11-3	W

1903 // 17-1 // 11-1 (1ST)

April 18	Northwestern	10-0	W
April 23	Wisconsin	9-0	W
April 25	at Michigan	10-14	L
April 27	at Northwestern	17-2	W
April 30	Notre Dame	8-5	W
May 2	Purdue	10-2	W
May 5	at Northwestern	29-2	W
May 6	at Wisconsin	3-0	W
May 9	Michigan	8-2	W
May 11	Nebraska	7-3	W
May 15	Wisconsin	15-2	W
May 16	Chicago	4-3	W
May 20	Indiana	14-0	W
May 23	at Chicago	9-5	W
May 26	Chicago	9-0	W
May 28	Oberlin	20-6	W
May 30	at Michigan	9-2	W
June 1	at Notre Dame	4-2	W

1904 // 24-4 // 8-2 (1ST)

April 16	Knox College	14-0	W
April 20	P. & S.	10-0	W
April 23	at Northwestern	20-0	W
April 27	Wisconsin	4-5	L
April 30	at Michigan	10-6	W
May 2	at Notre Dame	2-1	W
May 4	Northwestern	7-2	W
May 9	at Minnesota	7-4	W
May 10	at Minnesota	6-3	W
May 13	Oberlin	14-2	W
May 14	Michigan	7-1	W
May 17	at Purdue	6-8	L
May 18	Ohio	6-5	W
May 21	Chicago	7-6	W
May 23	Minnesota	17-5	W
May 26	Chicago	2-1	W
May 28	at Chicago	11-0	W
May 30	Beloit	8-4	W
June 4	Notre Dame	1-0	W
June 8	at Chicago	11-15	L
June 9	vs. Armour Institute	13-0	W
June 10	at Chicago	13-4	W
June 11	vs. Olivers	0-2	L
June 13	at Oberlin	12-3	W
June 14	at Ohio State	5-4	W
June 15	vs. Ohio Wesleyan	10-2	W
June 16	at West Virginia	9-5	W
June 17	at West Virginia	1-0	W

1905 // 14-5 // 7-5 (2ND)

April 15	Wabash	11-2	W
April 19	Purdue	6-1	W
April 21	at Northwestern	5-0	W
April 22	at Wisconsin	3-0	W
April 26	Chicago	11-9	W
April 29	at Michigan	1-3	L
May 1	vs. Armout Institute	9-3	W
May 2	at Northwestern	8-1	W
May 3	at Wisconsin	6-3	W
May 6	Michigan	0-1	L
May 9	Nebraska	3-0	W
May 12	Northwestern	5-0	W
May 13	Chicago	9-4	W
May 18	at Michigan	1-2	L
May 20	Wisconsin	1-2	L
May 24	at Chicago	0-2	L
May 27	Wisconsin	1-0	W
May 30	Michigan	7-3	W
June 7	at Chicago	11-8	W

1906 // 13-3 // 8-3 (1ST)

April 7	at Millikin	4-1	W
April 18	Wabash	10-1	W
April 18	Chicago	3-0	W
April 26	Notre Dame	12-9	W
April 28	at Michigan	7-8	L
May 2	Indiana	22-3	W
May 5	at Chicago	8-2	W
May 12	Michigan	3-2	W
May 18	Notre Dame	12-0	W
May 19	Chicago	8-7	W
May 24	Amherst	3-0	W
May 26	Michigan	4-8	L
May 30	at Michigan	0-6	L
May 31	at Chicago	2-0	W
June 2	Minnesota	8-0	W
June 9	at Indiana	2-0	W

ALL-TIME SCORES

1907 // 10-1 // 7-0 (1ST)

April 17	Wabash	13-0	W
April 20	at Chicago	10-0	W
April 24	Notre Dame	4-6	L
May 1	at Chicago	6-5	W
May 11	Chicago	3-0	W
May 17	Williams	3-2	W
May 18	Indiana	12-5	W
May 22	Purdue	9-5	W
May 23	at Notre Dame	1-0	W
May 29	Chicago	8-7	W
June 1	at Purdue	2-1	W

1908 // 11-3 // 11-3 (1ST)

April 17	at Wisconsin	13-3	W
April 18	at Minnesota	1-2	L
April 20	at Chicago	6-2	W
April 23	Iowa	3-1	W
April 24	Iowa	2-0	W
April 28	Indiana	6-3	W
May 2	Purdue	3-2	W
May 9	Wisconsin	9-3	W
May 15	Chicago	12-1	W
May 16	Chicago	3-1	W
May 23	Minnesota	16-0	W
May 27	at Chicago	6-7	L
June 5	at Purdue	0-3	L
June 6	at Indiana	5-4	W

1909 // 11-3 // 9-3 (2ND)

April 9	at Indiana	9-1	W
April 10	at Indiana	8-1	W
April 17	Millikin	22-0	W
April 23	at Minnesota	11-2	W
April 24	at Wisconsin	6-4	W
April 28	Arkansas State	28-2	W
May 1	Wisconsin	6-4	W
May 10	at Purdue	3-4	L
May 12	Chicago	1-3	L
May 15	at Chicago	0-2	L
May 21	Chicago	7-2	W
May 22	Minnesota	15-0	W
May 26	at Chicago	5-1	W
May 29	Purdue	5-0	W

1910 // 14-0 // 11-0 (1ST)

March 25	at Arkansas	7-5	W
March 26	at Arkansas	7-0	W
March 28	at Arkansas	6-4	W
April 13	Northwestern	6-1	W
April 30	Iowa	5-0	W
May 4	at Chicago	6-3	W
May 5	at Northwestern	6-4	W
May 7	at Wisconsin	4-1	W
May 10	Purdue	5-4	W
May 14	Chicago	2-1	W
May 20	Chicago	2-1 (17)	W
May 21	Minnesota	5-2 (8)	W
May 27	at Purdue	7-2	W
May 28	at Indiana	4-1 (10)	W

1911 // 18-2 // 14-1 (1ST)

April 15	at Arkansas	6-2	W
April 15	at Arkansas	2-3	L
April 17	at Arkansas	5-2	W
April 21	Iowa	10-2	W
April 22	Iowa	14-1	W
April 24	at Arkansas	9-4	W
April 26	at Northwestern	8-0	W
April 29	Indiana	5-4	W
May 3	Chicago	4-3	W
May 5	at Minnesota	12-2	W
May 6	at Wisconsin	6-5	W
May 9	Purdue	4-0	W
May 12	Wisconsin	8-5	W
May 13	at Chicago	7-1	W
May 19	Chicago	11-4	W
May 23	Northwestern	8-3	W
May 26	at Purdue	3-5	L
May 27	at Indiana	12-1	W
May 31	at Chicago	5-1	W
June 1	Waseda	13-1	W

1912 // 13-3-1 // 10-2-1 (2ND)

April 5	at Tennessee	2-1	W
April 6	at Tennessee	4-0	W
April 8	at Indiana	8-4	W
April 13	at Iowa	1-1	T
April 19	Iowa	5-3	W
April 20	at Northwestern	8-0	W
April 22	Arkansas	6-11	L
April 23	Arkansas	4-2	W
April 26	Indiana	4-3	W
May 1	Chicago	5-4	W
May 4	at Wisconsin	11-1	W
May 8	at Chicago	7-3	W
May 14	at Purdue	3-1	W
May 17	Chicago	3-6	L
May 18	Northwestern	14-6	W
May 21	at Chicago	7-6	W
May 25	Wisconsin	2-7	L

1913 // 11-5-1 // 8-4 (T-2RD)

March 20	at Mississippi	1-3	L
March 21	at Mississippi A&M	6-5	W
March 22	at Mississippi A&M	7-7	T
March 24	at Alabama	2-1	W
April 16	Indiana	9-5	W
April 19	Iowa	6-1	W
April 22	Arkansas	5-3	W
April 26	Northwestern	3-4	L
April 29	at Purdue	9-1	W
May 2	at Northwestern	5-2	W
May 3	at Iowa	4-3	W
May 9	at Minnesota	12-3	W
May 10	at Wisconsin	4-8	L
May 16	Wisconsin	9-0	W
May 17	Chicago	7-8	L
May 21	Purdue	7-2	W
May 24	at Chicago	1-2	L

1914 // 11-7-1 // 7-3 (1ST)

April 9	at Alabama	9-5	W
April 10	at Georgia Tech	2-3	L
April 11	at Georgia Tech	2-5	L
April 13	at Georgia	1-2	L
April 14	at Tennessee	1-1	T
April 14	at Kentucky	2-14	L
April 18	at Northwestern	5-4	W
April 21	Millikin	8-5	W
April 25	Minnesota	4-3	W
April 28	at Purdue	9-6	W
May 1	Texas	3-2	W
May 2	Texas	7-3	W
May 5	Purdue	9-6	W
May 9	at Wisconsin	2-1	W
May 14	Chicago	3-4	L
May 16	Northwestern	7-0	W
May 23	Indiana	2-13	L
May 26	Wisconsin	2-5	L
May 29	at Chicago	4-3	W

1915 // 18-1-1 // 9-1-1 (1ST)

April 2	at Mississippi A&M	13-2	W
April 3	at Mississippi A&M	9-4	W
April 5	at Tulane	16-1	W
April 6	at Tulane	9-0	W
April 7	at Alabama	7-0	W
April 8	at Vanderbilt	5-1	W
April 15	Armour	16-2	W
April 17	Wabash	4-0	W
April 21	Bethany	13-0	W
April 24	Ohio State	6-5	W
April 27	Purdue	2-1	W
May 1	at Northwestern	4-1	W
May 4	Northwestern	1-3	L
May 8	at Wisconsin	6-1	W
May 10	at Minnesota	10-6	W
May 14	Wisconsin	5-4	W
May 15	Indiana	6-0	W
May 18	at Purdue	5-3	W
May 22	at Chicago	4-1	W
May 28	Chicago	2-2	T

1916 // 17-5 // 8-1 (1ST)

April 1	at Mississippi	6-3	W
April 1	at Mississippi	3-1	W
April 3	at Mississippi A&M	1-3	L
April 4	at Mississippi A&M	6-3	W
April 5	at Alabama	4-2	W
April 6	at Alabama	0-4	L
April 7	at Louisiana State	0-1	L
April 8	at Louisiana State	3-4	L
April 11	Wabash	13-4	W
April 14	Notre Dame	7-2	W
April 15	Notre Dame	6-0	W
April 18	Marshall College	4-2	W
April 21	at Indiana	1-2	L
April 22	at Purdue	4-3	W
April 25	at Ohio State	3-0	W
April 29	Wisconsin	4-0	W
May 5	Ohio State	4-0	W
May 6	at Northwestern	4-1	W
May 13	Indiana	8-0	W
May 16	Northwestern	5-1	W
May 20	at Wisconsin	4-3	W
May 23	Waseda	6-0	W

1917 // 13-7 // 8-3 (2ND)

March 31	at Mississippi	1-2	L
April 2	at Mississippi A&M	5-1	W
April 3	at Mississippi A&M	3-4	L
April 6	at Louisiana State	0-1	L
April 7	at Louisiana State	1-3	L
April 9	at Kentucky	2-0	W
April 13	Notre Dame	5-1	W
April 14	Notre Dame	9-6	W
April 18	Rose Poly	19-2	W
April 21	at Iowa	8-0	W
April 27	Ohio State	3-7	L
May 5	at Ohio State	0-1	L
May 8	Purdue	1-0	W
May 10	at Purdue	6-0	W
May 12	Chicago	8-4	W
May 14	at Indiana	0-5	L
May 18	Iowa	8-7	W
May 19	Iowa	8-4	W
May 23	Indiana	8-1	W
May 26	at Chicago	15-3	W

1918 // 13-6 // 7-3 (2ND)

March 29	at Mississippi	4-2	W
March 30	at Mississippi	4-2	W
April 1	at Mississippi A&M	6-4	W
April 2	at Mississippi A&M	0-1	L
April 3	at Alabama	1-2	L
April 4	at Alabama	3-8	L
April 5	at South Presbyterian	24-0	W
April 6	at South Presbyterian	11-0	W
April 24	Millikin	6-3	W
April 27	at Ohio State	4-3	W
May 1	at Purdue	2-3	L
May 4	at Iowa	3-0	W
May 10	Chicago	9-2	W
May 11	Purdue	5-0	W
May 15	Wisconsin	4-0	W
May 18	at Chicago	9-6	W
May 20	at Michigan	4-6	L
May 25	at Wisconsin	13-0	W
May 28	Michigan	2-6	L

1919 // 13-5 // 7-4 (2ND)

March 27	at Mississippi	4-7	L
March 28	at Mississippi	8-7	W
March 29	at Mississippi	1-0	W
April 12	St. Viator	10-0	W
April 19	Millikin	6-0	W
April 26	Iowa	3-4	L
May 2	Notre Dame	5-3	W
May 3	Notre Dame	9-5	W
May 7	Chicago	3-2	W
May 10	at Iowa	4-2	W
May 13	Purdue	3-1	W
May 16	Wisconsin	9-4	W
May 17	Wisconsin	11-4	W
May 23	at Wisconsin	8-3	W
May 24	at Chicago	2-7	L
May 31	Michigan	0-7	L
June 5	at Purdue	16-2	W
June 7	at Michigan	0-4	L



GEORGE CLARK

1 YEAR, 16-8

1920 // 16-8 // 6-4 (4TH)

April 2	at Millsaps	11-1	W
April 3	at Mississippi	0-4	L
April 5	at Mississippi A&M	5-3	W
April 6	at Mississippi A&M	3-2	W
April 7	at Alabama	1-5	L
April 9	at Howard	7-4	W
April 10	at Birmingham Southern	12-2	W
April 10	at Howard	2-3	L
April 16	Wabash	11-4	W
April 17	Wabash	2-1	W
April 23	Notre Dame	7-4	W
April 24	Notre Dame	8-3	W
April 27	at Purdue	6-2	W
May 1	Iowa	3-4	L
May 8	at St. Viator	16-1	W
May 10	at Iowa	2-1	W
May 15	at Wisconsin	11-7	W
May 17	at Ohio State	5-6	L
May 21	California	5-9	L
May 22	Wisconsin	4-3	W
May 27	Ohio State	3-4	L
May 29	at Michigan	4-5	L
June 1	Purdue	8-1	W
June 5	Michigan	8-1	W



CARL LUNDGREN

14 YEARS, 209-78-14

BIG TEN TITLES: 1921 // 1922 1927 // 1931 1934

1921 // 17-3 // 10-1 (1ST)

March 25	at Mississippi	9-1	W
March 26	at Mississippi	15-0	W
March 29	at Mississippi A&M	1-7	L
March 30	at Mississippi A&M	7-1	W
April 1	at Alabama	6-5	W
April 2	at Alabama	5-6	L
April 13	Northwestern	9-0	W
April 16	at Ohio State	3-2	W
April 23	Chicago	8-2	W
April 30	Iowa	12-2	W
May 2	Notre Dame	5-2	W
May 3	Notre Dame	2-1	W
May 7	Ohio	6-3	W
May 11	at Chicago	10-1	W
May 14	at Wisconsin	9-8	W
May 16	at Iowa	5-2	W
May 20	Wisconsin	5-0	W
May 21	Waseda	1-0	W
May 28	at Michigan	3-2	W
June 4	Michigan	4-10	L

1922 // 17-2-1 // 8-2 (1ST)

April 8	at Mississippi	6-2	W
April 10	at Mississippi A&M	6-6	T
April 11	at Mississippi A&M	10-3	W
April 12	at Alabama	9-5	W
April 13	at Alabama	3-0	W
April 14	at Mississippi	5-1	W
April 15	at Mississippi	5-2	W
April 18	Wabash	11-1	W
April 19	Wabash	5-1	W
April 22	at Michigan	1-3	L
April 27	Iowa	6-5	W
April 29	at Ohio State	4-3	W
May 1	at Northwestern	12-2	W
May 4	Chicago	10-2	W
May 5	at Wisconsin	1-4	L
May 13	Wisconsin	3-2	W
May 17	at Chicago	11-6	W
May 19	Notre Dame	11-3	W
May 20	Michigan	7-3	W
May 23	Purdue	5-3	W

1923 // 14-6-1 // 7-4 (3RD)

March 31	at Mississippi A&M	6-2	W
March 31	at Mississippi A&M	11-0	W
April 2	at Alabama	1-3	L
April 4	at Tulane	3-0	W
April 5	at Tulane	14-3	W
April 7	at Louisiana State	6-6	T
April 11	Butler	5-1	W
April 14	Iowa	7-0	W
April 18	at Purdue	13-8	W
April 20	Notre Dame	10-4	W
April 25	Purdue	4-1	W
April 30	at Iowa	2-7	L
May 2	Chicago	15-3	W
May 5	at Wisconsin	4-1	W
May 9	at Chicago	6-0	W
May 12	Michigan	3-6	L
May 14	Ohio State	0-1	L
May 18	Notre Dame	4-0	W
May 18	Wisconsin	7-1	W
May 24	at Michigan	7-11	L
June 9	at Notre Dame	2-4	L

1924 // 10-6-1 // 4-3-1 (5TH)

April 12	at Mississippi	7-3	W
April 14	at Mississippi A&M	3-6	L
April 15	at Mississippi A&M	7-3	W
April 16	at Tulane	0-7	L
April 17	at Tulane	10-3	W
April 18	at Louisiana State	8-4	W
April 19	at Louisiana State	6-5	W
April 22	Purdue	6-5	W
April 26	at Wisconsin	4-1	W
April 28	at Iowa	5-4	W
May 10	at Ohio State	6-6	T
May 12	Iowa	6-4	W
May 16	Notre Dame	0-7	L
May 17	Wisconsin	1-3	L
May 21	Ohio State	2-8	L
May 22	Meiji (Japan)	3-2	W
May 24	Michigan	2-6	L

ALL-TIME SCORES

1925 // 12-8 // 6-5 (T-5TH)

April 6	at Mississippi A&M	3-11	L
April 7	at Mississippi A&M	8-7	W
April 8	at Alabama	0-4	L
April 9	at Alabama	3-1	W
April 11	at Alabama Polytechnic	3-0	W
April 11	at Alabama Polytechnic	2-3	L
April 13	at Cincinnati	4-3	W
April 15	DePauw	14-1	W
April 18	Iowa	4-1	W
April 22	at Purdue	14-1	W
April 25	at Wisconsin	10-4	W
April 27	at Iowa	7-9	L
May 2	at Michigan	1-0	W
May 6	at Chicago	4-5	L
May 9	Purdue	6-7	L
May 15	Notre Dame	12-1	W
May 16	Ohio State	5-4	W
May 20	at Ohio State	0-8	L
May 23	Michigan	5-19	L
May 25	Wisconsin	7-3	W

1926 // 16-7-1 // 7-4 (T-3RD)

April 2	at Mississippi A&M	5-4	W
April 3	at Mississippi A&M	6-5	W
April 5	at Alabama	8-6	W
April 6	at Alabama	0-10	L
April 8	at Fort Benning	5-5	T
April 8	at Fort Benning	2-1	W
April 9	at Georgia	5-3	W
April 10	at Georgia	0-2	L
April 14	Butler	21-0	W
April 17	Iowa	11-4	W
April 21	DePauw	5-0	W
April 26	at Iowa	8-3	W
May 1	Ohio State	7-4	W
May 5	at Chicago	6-7	L
May 8	at Ohio State	9-7	W
May 12	at Purdue	11-2	W
May 14	Notre Dame	7-4	W
May 15	Michigan	4-9	L
May 17	Wisconsin	2-5	L
May 19	Mississippi A&M	5-4	W
May 20	Mississippi A&M	7-14	L
May 22	at Michigan	4-5	L
May 26	Chicago	13-0	W
May 29	Minnesota	8-1	W

1927 // 10-7-3 // 7-3-1 (T-1ST)

April 9	at Mississippi	4-2	W
April 11	at Mississippi A&M	6-6	T
April 12	at Mississippi A&M	4-2	W
April 13	at Alabama	3-4	L
April 14	at Alabama	2-9	L
April 15	at Alabama Polytechnic	5-12	L
April 16	at Alabama Polytechnic	11-9	W
April 21	Bradley Tech	10-10	T
April 23	at Purdue	4-3	W
April 25	at Iowa	6-1	W
April 27	Chicago	12-3	W
April 30	Wisconsin	3-2	W
May 4	Notre Dame	0-3	L
May 7	at Michigan	6-1	W
May 11	Iowa	1-1	T
May 14	Michigan	0-6	L
May 16	at Wisconsin	0-1	L
May 17	at Chicago	6-4	W
May 20	Ohio State	1-0	W
May 21	Ohio State	2-5	L

1928 // 32-12-5 // 6-6 (8TH)

March 31	at Mississippi	2-1	W
April 2	at Mississippi A&M	1-0	W
April 3	at Mississippi A&M	2-10	L
April 4	at Alabama	1-1	T
April 5	at Alabama	6-6	T
April 7	at Fort Benning	3-4	L
April 7	at Fort Benning	1-0	W
April 9	at Kentucky	7-4	W
April 11	Purdue	5-0	W
April 17	Butler	14-1	W
April 19	Bradley Tech	14-0	W
April 25	at Purdue	5-4	W
April 28	Minnesota	8-3	W
April 30	Wisconsin	2-5	L
May 4	at Ohio State	4-8	L
May 5	at Ohio State	11-0	W
May 8	Keio (Japan)	8-0	W
May 8	Keio (Japan)	2-1	W
May 12	Michigan	5-10	L
May 12	Michigan	5-8	L
May 18	Notre Dame	5-3	W
May 19	Iowa	4-0	W
May 19	Iowa	2-4	L
May 21	at Minnesota	17-0	W
May 26	at Wisconsin	9-10	L
July 30	vs. Northern Pacific	3-4	L
July 31	at Jamestown	13-0	W
Aug. 1	at Billings	6-2	W
Aug. 2	at East Helena	9-1	W
Aug. 3	at Missoula	7-3	W
Aug. 4	at Spokane	5-1	W
Aug. 6	at Yakima	11-3	W
Aug. 7	at West Seattle	4-1	W
Aug. 8	at Vancouver	3-1	W
Aug. 9	at Vancouver	3-1	W
Aug. 10	at Vancouver	3-3	T
Aug. 11	vs. McKinley Hill	6-6	T
Aug. 13	at Salem	12-1	W
Sept. 1	at Keio (Japan)	2-6	L
Sept. 2	at Keio (Japan)	5-5	T
Sept. 5	at Meiji (Japan)	7-2	W
Sept. 8	at Waseda (Japan)	8-5	W
Sept. 9	at Meiji (Japan)	5-4	W
Sept. 10	at Waseda (Japan)	1-2	L
Sept. 13	at Keio (Japan)	7-2	W
Sept. 14	at Keio (Japan)	2-0	W
Sept. 16	at Keio (Japan)	4-6	L
Sept. 17	at Keio (Japan)	7-4	W
Sept. 18	at Dai Mai (Japan)	7-3	W

1929 // 13-7-2 // 6-5 (4TH)

March 29	at Millsaps	4-3	W
March 30	at Millsaps	8-7	W
April 1	at Mississippi A&M	5-1	W
April 2	at Mississippi A&M	6-6	T
April 3	at Alabama	3-3	T
April 4	at Alabama	10-14	L
April 5	at Louisiana State	7-4	W
April 6	at Louisiana State	6-9	L
April 13	at Iowa	3-1	W
April 17	Butler	21-4	W
April 20	Northwestern	1-3	L
April 24	at Northwestern	1-3	L
April 27	at Ohio State	6-2	W
April 29	Iowa	5-0	W
May 4	Wisconsin	1-2	L
May 8	at Purdue	11-8	W
May 9	Meiji (Japan)	9-3	W
May 11	at Michigan	1-5	L
May 13	at Wisconsin	8-4	W
May 15	Notre Dame	9-0	W
May 21	Purdue	1-2	L
May 25	Michigan	3-2	W

1930 // 15-5 // 8-2 (2ND)

April 12	at Mississippi A&M	9-0	W
April 14	at Mississippi A&M	7-1	W
April 15	at Mississippi A&M	9-1	W
April 16	at Alabama	5-4	W
April 17	at Alabama	15-4	W
April 18	at Georgia Tech	4-3	W
April 19	at Georgia Tech	8-9	L
April 21	at Kentucky	1-2	L
April 24	Bradley Tech	6-1	W
April 26	Wisconsin	3-4	L
April 28	Northwestern	14-0	W
April 30	at Purdue	12-1	W
May 3	Ohio State	5-4	W
May 10	at Michigan	11-8	W
May 12	at Wisconsin	0-3	L
May 14	Chicago	10-0	W
May 16	Notre Dame	5-7	L
May 17	Michigan	5-2	W
May 20	at Northwestern	14-4	W
May 24	at Ohio State	12-7	W

1931 // 15-4 // 8-2 (1ST)

March 28	at Mississippi A&M	7-2	W
March 30	at Mississippi	6-0	W
April 1	at Alabama	2-6	L
April 2	at Alabama	5-6	L
April 3	at Mississippi A&M	5-2	W
April 4	at Mississippi A&M	12-3	W
April 11	Northwestern	15-4	W
April 15	Bradley Tech	10-5	W
April 18	at Chicago	3-2	W
April 29	Chicago	8-6	W
May 2	at Purdue	3-1	W
May 5	at Michigan	10-6	W
May 14	Hosie (Japan)	3-2	W
May 15	Hosie (Japan)	4-3	W
May 16	Michigan	9-0	W
May 19	at Ohio State	5-10	L
May 21	Purdue	9-2	W
May 23	at Wisconsin	3-8	L
May 23	at Wisconsin	8-5	W

1932 // 10-5 // 7-3 (2ND)

April 9	Bradley Tech	14-5	W
April 13	Decatur	6-2	W
April 19	Decatur	5-1	W
April 22	at Ohio State	8-5	W
April 23	at Michigan	1-4	L
April 27	Danville	3-4	L
April 30	Northwestern	5-8	L
May 4	Moline	4-5	L
May 7	at Wisconsin	7-2	W
May 11	at Purdue	5-7	L
May 14	at Northwestern	6-4	W
May 18	Chicago	9-8	W
May 21	Michigan	3-2	W
May 25	Purdue	10-4	W
May 28	Wisconsin	7-6	W

1933 // 13-3 // 8-2 (T-2ND)

April 8	Bradley Tech	17-4	W
April 8	Pontiac	11-12	L
April 10	at Illinois Wesleyan	8-2	W
April 12	Illinois Wesleyan	13-1	W
April 14	at Ohio	8-2	W
April 19	Bradley Tech	7-6	W
April 22	at Michigan	14-10	W
April 27	Northwestern	9-12	L
May 4	at Purdue	12-7	W
May 6	Ohio State	14-4	W
May 13	Wisconsin	9-0	W
May 13	Wisconsin	7-1	W
May 16	at Northwestern	15-2	W
May 17	at Chicago	20-7	W
May 20	Michigan	12-1	W
May 23	Purdue	5-6	L

1934 // 15-3 // 9-1 (1ST)

March 30	at Ohio	9-2	W
March 31	at Ohio	5-4	W
March 31	at Ohio	0-1	L
April 2	at Ohio	9-10	L
April 7	Illinois Wesleyan	9-1	W
April 10	at Illinois Wesleyan	2-1	W
April 11	Bradley Tech	14-4	W
April 14	Ohio State	7-6	W
April 18	at Bradley Tech	11-4	W
April 21	at Wisconsin	5-1	W
April 24	Purdue	15-2	W
April 28	at Northwestern	6-3	W
May 5	at Michigan	1-4	L
May 8	at Chicago	7-4	W
May 12	Wisconsin	4-2	W
May 16	at Purdue	8-0	W
May 19	Michigan	7-6	W
May 22	Northwestern	6-1	W



WALLY ROETTGER
17 YEARS, 212-109-6
BIG TEN TITLES: 1937 // 1940
1947 // 1948

1935 // 12-4 // 7-3 (T-2ND)

March 30	Illinois Wesleyan	11-9	W
April 2	at Illinois Wesleyan	6-3	W
April 5	Illinois College	8-2	W
April 6	Illinois College	15-2	W
April 6	Illinois College	7-0	W
April 13	Ohio State	5-2	W
April 19	at Wisconsin	4-0	W
April 20	at Wisconsin	10-5	W
April 23	at Ohio State	6-12	L
April 27	Notre Dame	1-2	L
April 30	Purdue	7-3	W
May 4	at Michigan	1-0	W
May 7	Chicago	4-7	L
May 11	at Northwestern	12-2	W
May 18	Michigan	8-4	W
May 21	at Purdue	2-5	L

1936 // 13-4 // 10-2 (2ND)

March 28	Illinois Wesleyan	8-1	W
March 31	at Illinois Wesleyan	4-10	L
April 8	Bradley Tech	13-0	W
April 10	at Ohio State	2-1	W
April 11	at Ohio State	5-3	W
April 15	Wabash	14-2	W
April 18	Purdue	3-1	W
April 21	at Chicago	8-2	W
April 24	at Northwestern	4-3	W
April 25	at Notre Dame	4-5	L
April 28	Northwestern	4-0	W
May 8	Wisconsin	6-3	W
May 9	Wisconsin	0-1	L
May 12	at Purdue	2-1	W
May 16	Michigan	3-2	W
May 16	Michigan	3-9	L
May 20	Chicago	11-1	W

1937 // 14-3 // 9-1 (1ST)

March 31	Bradley Tech	9-2	W
April 3	Illinois College	9-4	W
April 7	at Illinois Wesleyan	3-0	W
April 10	Illinois Wesleyan	12-4	W
April 15	at Bradley Tech	5-0	W
April 17	Notre Dame	6-7	L
April 19	Cedar Rapids	8-12	L
April 23	Ohio State	1-5	L
April 24	Ohio State	3-1	W
April 27	at Chicago	7-0	W
May 5	Purdue	7-3	W
May 8	at Michigan	9-3	W
May 11	Chicago	4-3	W
May 15	Michigan	9-0	W
May 21	at Wisconsin	4-3	W
May 22	at Wisconsin	5-3	W
May 26	Northwestern	3-2	W

1938 // 8-8 // 4-4 (T-6TH)

March 30	Bradley Tech	1-0	W
April 2	Illinois Wesleyan	4-2	W
April 5	at Illinois Wesleyan	5-4	W
April 12	at Bradley Tech	4-6	L
April 15	at Bloomington Three-I	6-10	L
April 16	Bloomington Three-I	5-0	W
April 19	Bloomington Three-I	2-8	L
April 22	Michigan	10-9	W
April 23	Michigan	14-7	W
April 29	at Ohio State	0-2	L
April 30	at Ohio State	0-2	L
May 6	Wisconsin	1-2	L
May 10	at Notre Dame	2-8	L
May 13	at Chicago	10-5	W
May 21	Northwestern	3-2	W
May 25	at Northwestern	4-5	L

1939 // 7-7-2 // 4-5 (8TH)

March 28	Illinois Wesleyan	11-10	W
March 31	Illinois Wesleyan	8-8	T
April 1	Bradley Tech	4-7	L
April 6	Wabash College	17-6	W
April 7	Illinois State	12-3	W
April 8	Notre Dame	2-4	L
April 21	Iowa	2-12	L
April 22	Iowa	8-0	W
April 25	at Springfield	6-6	T
April 28	Ohio State	13-4	W
April 29	Ohio State	8-1	W
May 5	at Michigan	1-3	L
May 6	at Michigan	1-4	L
May 12	at Northwestern	3-8	L
May 13	at Northwestern	2-9	L
May 19	Purdue	1-0	W

1940 // 16-5 // 9-3 (T-1ST)

March 25	at Mississippi	7-1	W
March 26	at Mississippi	20-6	W
March 27	at Southwestern Institute	13-3	W
March 28	at Southwestern Institute	0-1	L
March 30	at Louisiana State	2-1	W
March 30	at Louisiana State	0-2	L
April 6	Illinois State	10-2	W
April 9	Bradley Tech	8-2	W
April 13	Northwestern	11-7	W
April 13	Northwestern	1-0	W
April 19	at Iowa	4-7	L
April 20	at Iowa	4-3	W
April 24	Illinois Wesleyan	4-2	W
April 26	at Ohio State	1-4	L
April 27	at Ohio State	17-6	W
May 3	Michigan	6-8	L
May 4	Michigan	10-6	W
May 10	at Purdue	21-13	W
May 11	at Purdue	9-4	W
May 17	Indiana	4-2	W
May 18	Indiana	7-0	W

1941 // 13-7 // 7-4 (3RD)

March 31	at Louisiana State	7-2	W
April 1	at Louisiana State	5-7	L
April 2	at Southwestern Institute	9-0	W
April 4	at Louisiana Tech	2-5	L
April 5	at Louisiana Tech	15-4	W
April 8	Bradley Tech	7-1	W
April 11	at Indiana	1-2	L
April 12	at Indiana	10-7	W
April 18	Wisconsin	5-0	W
April 25	Purdue	10-5	W
April 26	Purdue	1-4	L
April 29	St. Joseph (Mich.)	1-2	L
April 30	St. Joseph (Mich.)	3-2	W
May 2	at Chicago	22-4	W
May 3	at Chicago	16-3	W
May 9	at Michigan	3-2	W
May 10	at Michigan	2-7	L

ALL-TIME SCORES

May 13	Washington (Mo.)	16-0	W
May 16	Ohio State	8-3	W
May 17	Ohio State	2-3	L

1942 // 9-9 // 5-7 (T-5TH)

April 3	Jefferson Barracks	5-9	L
April 4	Jefferson Barracks	15-6	W
April 10	Indiana	7-5	W
April 11	Indiana	13-0	W
April 14	Bradley Tech	0-4	L
April 17	at Purdue	2-6	L
April 18	at Purdue	10-6	W
April 21	Chanute Field	8-1	W
April 24	Chicago	14-2	W
April 25	Chicago	6-0	W
April 28	Chanute Field	13-4	W
May 1	at Wisconsin	3-6	L
May 2	at Wisconsin	2-3	L
May 5	Chanute Field	3-2	W
May 8	at Ohio State	1-2	L
May 9	at Ohio State	5-8	L
May 15	Michigan	0-3	L
May 16	Michigan	1-3	L

1943 // 8-6 // 5-3 (T-3RD)

April 10	Illinois State	3-0	W
April 13	Macomb Teachers	7-4	W
April 16	Minnesota	8-5	W
April 17	Minnesota	9-8	W
April 22	at Western Michigan	2-6	L
April 23	at Michigan	2-5	L
April 24	at Michigan	4-6	L
April 30	Ohio State	5-6	L
May 1	Ohio State	13-0	W
May 4	Lambert Field	1-8	L
May 8	Camp Grant	4-3	W
May 14	Purdue	10-0	W
May 15	Purdue	3-1	W
May 22	Great Lakes	2-7	L

1944 // 9-3-2 // 5-2-2 (3RD)

April 8	Chanute Field	2-1	W
April 12	Chanute Field	1-6	L
April 21	at Ohio State	7-1	W
April 22	at Ohio State	6-0	W
April 28	at Purdue	7-7	T
April 29	at Purdue	2-7	L
May 2	Navy	3-1	W
May 5	Indiana	9-3	W
May 6	Indiana	9-0	W
May 9	Navy	13-7	W
May 12	at Minnesota	5-6	L
May 13	at Minnesota	8-4	W
May 16	Navy	9-8	W
May 20	Michigan	4-4	T

1945 // 10-10-1 // 6-5-1 (4TH)

March 31	Cleveland Indians	1-9	L
April 6	Lockbourne Army	4-1	W
April 7	Lockbourne Army	1-3	L
April 10	Chanute Air Force	8-7	W
April 13	Iowa	4-2	W
April 13	Iowa	4-0	W
April 20	at Michigan	0-3	L
April 21	at Michigan	0-1	L
April 24	Sedalia Army Air	15-4	W
April 27	at Indiana	2-10	L
April 28	at Indiana	6-6	T
May 1	Lambert Field	6-3	W
May 4	Ohio State	3-2	W
May 5	Ohio State	8-2	W
May 8	Great Lakes	3-7	L
May 11	at Northwestern	5-0	W
May 12	at Northwestern	2-7	L
May 13	Iowa Seahawks	5-6	L
May 19	Purdue	6-7	L
May 19	Purdue	12-5	W
May 22	Chanute Air Force	4-11	L

1946 // 13-8 // 6-3 (T-3RD)

April 9	Chanute Air Force	16-4	W
April 13	Valparaiso	10-0	W
April 16	Saint Louis	12-1	W
April 19	Chicago	7-1	W
April 20	Chicago	16-0	W
April 22	Danville	5-13	L
April 23	Danville	0-11	L
April 26	at Ohio State	8-5	W
April 27	at Ohio State	7-8	L
May 4	Michigan	6-8	L
May 4	Michigan	4-3	W
May 7	Chanute Air Force	12-2	W
May 14	Washington (Mo.)	4-1	W
May 15	St. Joseph Autos	6-9	L
May 17	Indiana	10-6	W
May 18	Indiana	4-1	W
May 21	Chanute Air Force	3-5	L
May 24	at Iowa	1-5	L
May 30	Great Lakes	4-0	W
June 7	Great Lakes	6-4	W
June 8	Great Lakes	4-5	L

1947 // 22-6 // 9-3 (1ST)

April 4	at Washington (Mo.)	5-2	W
April 12	at Indiana	4-0	W
April 12	at Indiana	10-3	W
April 15	Danville	5-2	W
April 18	Ohio State	0-6	L
April 19	Ohio State	9-1	W
April 21	at Danville	4-2	W
April 22	Danville	2-6	L
April 25	at Michigan	7-3	W
April 26	at Michigan	2-0	W
May 3	Northwestern	1-4	L
May 3	Northwestern	4-1	W
May 9	at Minnesota	2-1	W
May 10	at Minnesota	14-1	W
May 13	Chanute Air Force	26-4	W
May 17	Purdue	6-0	W
May 17	Purdue	4-5	L
May 30	Havana LaPalomas	2-0	W
June 3	Cincinnati Crescents	9-0	W
June 4	at Peoria	9-2	W
June 7	Peoria	2-0	W
June 8	at St. Joseph	4-6	L
June 9	vs. Harlem	7-6	W
June 11	vs. Detroit	3-2	W
June 12	vs. Detroit	1-0	W
June 13	vs. Detroit	4-3	W
June 16	Indiana Casualty	11-2	W

NCAA PLAYOFFS AT NEW HAVEN, CONN.

June 21	at New York	1-2	L

1948 // 20-7-1 // 10-2 (T-1ST)

March 22	at Louisiana State	7-0	W
March 23	at Louisiana State	3-3	T
March 24	at Mississippi State	10-5	W
March 25	at Mississippi State	1-8	L
March 27	at Memphis State	11-5	W
April 2	Washington (Mo.)	8-3	W
April 3	Washington (Mo.)	10-9	W
April 16	Danville	10-18	L
April 17	Danville	11-6	W
April 20	at Danville	5-8	L
April 23	Minnesota	10-1	W
April 24	Minnesota	4-3 (16)	W
April 30	at Purdue	9-2	W
May 1	at Purdue	1-0	W
May 7	at Northwestern	11-1	W
May 8	at Northwestern	10-2	W
May 14	Michigan	3-2	W
May 15	Michigan	4-5	L
May 21	Indiana	10-4	W
May 22	Indiana	14-0	W
May 26	Louisiana Tech	14-7	W
May 28	at Ohio State	0-6	L
May 29	at Ohio State	6-3	W
June 5	Cincinnati Cresecents	6-3 (5)	W

NCAA DISTRICT IV PLAYOFFS AT CHAMPAIGN, ILL.

June 11	Ohio	6-2	W
June 12	Western Michigan	12-2	W

NCAA EASTERN PLAYOFFS AT WINSTON-SALEM, N.C.

June 15	vs. Lafayette (Pa.)	6-9	L
June 16	vs. North Carolina	3-7	L

1949 // 9-8-1 // 6-5-1 (5TH)

April 1	at Washington (Mo.)	7-2	W
April 2	at Washington (Mo.)	9-6	W
April 8	Northwestern	2-1	W
April 9	Northwestern	6-0	W
April 16	Minnesota	7-2	W
April 16	Minnesota	4-4 (11)	T
April 19	Danville	5-7	L
April 22	at Iowa	0-3	L
April 23	at Iowa	13-12	W
April 27	Rockford	16-8	W
April 29	Notre Dame	1-6	L
April 30	Notre Dame	1-5	L
May 6	at Michigan	3-8	L
May 7	at Michigan	6-8	L
May 13	at Indiana	8-5	W
May 14	at Indiana	1-9	L
May 20	Ohio State	3-7	L
May 21	Ohio State	12-7	W

1950 // 13-6 // 6-5 (T-4TH)

April 5	vs. U.S. Naval	18-5	W
April 7	vs. U.S. Naval	21-6	W
April 8	vs. U.S. Naval	20-1	W
April 11	Valparaiso	10-6	W
April 14	Iowa	3-6	L
April 15	Iowa	11-0	W
April 19	Grand Rapids	12-5	W
April 21	at Northwestern	4-0	W
April 22	at Northwestern	5-8	L
April 29	at Minnesota	11-2	W
May 5	Michigan	5-6	L
May 6	Michigan	9-2	W
May 10	Arkansas	9-12	L
May 12	at Ohio State	3-4	L
May 13	at Ohio State	11-12	L
May 19	Indiana	6-3	W
May 20	Indiana	10-9	W
May 26	at Notre Dame	21-0	W
May 27	at Notre Dame	4-1	W

1951 // 16-9 // 8-3 (2ND)

March 23	at Louisiana State	2-3	L
March 24	at Louisiana State	1-2	L
March 26	at Southwest Louisiana	3-15	L
March 27	at Southwest Louisiana	20-11	W
March 29	at Louisiana Tech	1-2	L
March 30	at Louisiana Tech	3-0	W
March 31	at Louisiana Tech	6-2	W
April 6	Western Michigan	3-0	W
April 17	Valparaiso	18-0	W
April 20	at Michigan	5-1	W
April 21	at Michigan	3-2	W
April 24	Camp Breckenridge	1-2	L
April 27	Indiana	15-0	W
April 28	Indiana	6-10	L
May 4	at Wisconsin	10-2	W
May 5	at Wisconsin	0-2	L
May 9	Arkansas	8-0	W
May 11	Notre Dame	10-1	W
May 12	Notre Dame	20-3	W
May 14	at Iowa	3-4	L
May 15	at Iowa	5-2	W
May 18	Minnesota	3-0	W
May 19	Minnesota	2-1	W
May 25	Northwestern	2-1	W
May 30	Fort Leonard Wood	3-5	L



LEE EILBRACHT
27 YEARS, 518-395-6
BIG TEN TITLES: 1952 // 1953 1962 // 1963
NCAA DISTRICT: 1952 // 1962 1963

1952 // 20-11-1 // 10-5 (T-1ST)

April 8	Valparaiso	6-7	L
April 10	at Washington (Mo.)	14-1	W
April 11	vs. Harris Teachers	11-0	W
April 14	at Arkansas	10-3	W
April 15	at Saint Louis	5-5	T
April 17	at Bradley	0-4	L
April 22	Illinois Wesleyan	2-0	W
April 25	at Michigan	7-20	L
April 26	at Michigan State	10-1	W
April 26	at Michigan State	0-1	L
April 29	at Illinois State	5-3	W
May 2	Purdue	11-6	W
May 3	Indiana	7-0	W
May 3	Indiana	5-2	W
May 6	Fort Leonard Wood	2-10	L
May 7	Arkansas	6-2	W
May 9	at Wisconsin	5-2	W
May 10	at Northwestern	2-1	W
May 10	at Northwestern	3-2	W
May 13	Illinois State	8-3	W
May 17	at Ohio State	3-6	L
May 17	at Ohio State	7-1	W
May 17	at Ohio State	7-3	W
May 20	Saint Louis	13-1	W
May 23	Minnesota	1-5	L
May 24	Iowa	4-1	W
May 24	Iowa	3-4	L

NCAA DISTRICT PLAYOFFS AT CHAMPAIGN, ILL.

May 30	Ohio	5-4	W
May 31	Ohio	7-13	L
May 31	Ohio	7-2	W
June 4	Western Michigan	2-8	L
June 5	Western Michigan	0-1	L

1953 // 17-6 // 10-3 (T-1ST)

April 3	at Keesler AFB	0-6	L
April 4	at Loyola	5-0	W
April 4	at Loyola	1-4	L
April 14	Bradley	6-2	W
April 17	at Notre Dame	2-13	L
April 18	at Notre Dame	8-0	W
April 21	at Illinois State	7-3	W
April 24	Michigan State	2-1	W
April 25	Michigan	1-6	L
April 25	Michigan	2-3	L
May 1	at Indiana	12-11	W
May 2	at Purdue	7-3	W
May 2	at Purdue	6-3	W
May 6	Arkansas	9-1	W
May 8	Northwestern	4-2	W
May 9	Wisconsin	5-4	W
May 9	Wisconsin	4-0	W
May 12	Illinois State	7-5	W
May 15	Ohio State	2-1	W
May 19	Illinois Wesleyan	4-3	W
May 23	at Minnesota	0-1	L
May 23	at Minnesota	5-4	W
May 25	at Iowa	7-3	W

1954 // 16-15 // 4-11 (T-9TH)

April 6	Valparaiso	2-1	W
April 10	Glenview	11-5	W
April 14	at Maxwell	8-3	W
April 14	at Maxwell	4-5	L
April 15	at Pensacola	2-0	W
April 16	at Pensacola	10-5	W
April 17	at Keesler AFB	4-6	L
April 19	at Loyola	0-8	L
April 20	at Tulane	2-16	L
April 23	Iowa	6-5	W
April 24	Minnesota	0-4	L
April 24	Minnesota	1-2	L
April 27	at Illinois Wesleyan	3-1	W
April 30	at Michigan State	3-17	L
May 1	at Michigan	1-6	L
May 1	at Michigan	2-3	L
May 4	Southern Illinois	7-4	W
May 5	Arkansas	8-7	W
May 7	Indiana	5-7	L
May 8	Ohio State	4-3	W
May 8	Ohio State	1-7	L
May 11	Illinois Wesleyan	16-8	W
May 14	at Northwestern	0-4	L
May 15	at Wisconsin	5-6	L
May 15	at Wisconsin	0-3	L
May 18	Illinois State	4-3	W
May 21	Purdue	1-6	L
May 22	Purdue	5-4	W
May 22	Purdue	5-1	W
May 29	at Caterpillar	8-2	W
May 31	Chanute AFB	11-5	W

1955 // 14-10 // 7-6 (4TH)

April 5	Washington (Mo.)	10-2	W
April 6	Washington (Mo.)	5-1	W
April 7	at Washington (Mo.)	3-6	L
April 11	at Pensacola	6-0	W
April 12	at Loyola of the South	1-2	L
April 14	at Southern Illinois	7-8	L
April 19	Valparaiso	8-4	W
April 22	at Minnesota	8-12	L
April 26	at Illinois State	10-8	W
April 29	Michigan	3-13	L
April 30	Michigan State	7-1	W
April 30	Michigan State	9-5	W
May 4	Arkansas	13-2	W
May 6	at Ohio State	3-4	L
May 7	at Indiana	1-8	L
May 7	at Indiana	6-2	W
May 13	Wisconsin	6-9	L
May 14	Northwestern	3-1	W
May 14	Northwestern	5-4	W
May 17	Illinois State	7-9	L
May 20	at Purdue	12-7	W
May 21	at Purdue	5-3	W
May 21	at Purdue	2-3	L
May 25	Illinois Wesleyan	12-3	W

1956 // 15-18-1 // 4-11 (10TH)

March 29	vs. Wisconsin	2-3	L
March 30	vs. North Carolina	3-3	T
March 31	vs. West Virginia	9-4	W
April 1	vs. North Carolina	12-11	W
April 2	vs. Notre Dame	2-3	L
April 3	vs. Florida State	10-13	L
April 4	vs. West Virginia	7-6	W
April 5	vs. Florida State	0-12	L
April 14	at Valparaiso	4-5	L
April 14	at Valparaiso	10-2	W
April 18	Southern Illinois	15-2	W
April 21	Chanute AFB	13-0	W
April 21	Chanute AFB	15-1	W
April 24	at Decatur Commies	6-3	W
April 27	Purdue	2-1	W
April 28	Purdue	6-5	W
April 28	Purdue	7-2	W
April 30	Omaha Cardinals	1-6	L
May 1	Illinois State	11-3	W
May 4	Minnesota	2-3	L

ALL-TIME SCORES

May 5	Iowa	0-9	L
May 5	Iowa	8-7	W
May 8	at Illinois Wesleyan	0-7	L
May 11	at Michigan	2-7	L
May 12	at Michigan State	0-2	L
May 12	at Michigan State	1-2	L
May 15	at Chanute AFB	21-3	W
May 18	Ohio State	4-16	L
May 19	Indiana	2-13	L
May 19	Indiana	3-4	L
May 22	Illinois Wesleyan	11-1	W
May 25	at Wisconsin	1-2	L
May 26	at Northwestern	2-6	L
May 26	at Northwestern	2-3	L

1957 // 17-9 // 7-4 (T-2nd)

April 12	Valparaiso	8-2	W
April 15	at Arkansas State	14-5	W
April 15	at Arkansas State	4-5	L
April 16	at Mississippi	12-7	W
April 16	at Southwestern	6-9	L
April 17	at Memphis State	8-1	W
April 18	at Memphis Naval	20-0	W
April 18	at Memphis State	21-6	W
April 19	vs. Concordia (Minn.)	18-2	W
April 19	vs. Arkansas State	6-0	W
April 22	Wheaton	9-2	W
April 23	at Decatur Commies	4-6	L
April 24	Decatur Commies	0-3	L
April 30	Illinois Wesleyan	13-2	W
May 3	at Iowa	2-3	L
May 4	at Minnesota	3-16	L
May 4	at Minnesota	6-3	W
May 7	at Illinois State	4-5	L
May 10	Michigan State	7-8	L
May 11	Michigan	6-1	W
May 11	Michigan	4-1	W
May 17	at Indiana	11-2	W
May 18	at Ohio State	4-2 (8)	W
May 24	Northwestern	0-1	L
May 25	Wisconsin	2-1	W
May 25	Wisconsin	1-0	W

1958 // 18-10 // 8-6 (4th)

March 31	at Arizona State	10-9	W
April 1	at Arizona State	4-10	L
April 2	at Arizona State	0-6	L
April 3	at Arizona State	3-1	W
April 4	at Arizona State	12-8	W
April 12	Northern Illinois	8-2	W
April 12	Northern Illinois	13-4	W
April 14	Wheaton	2-0	W
April 15	Southern Illinois	5-9	L
April 16	at Valparaiso	12-3	W
April 25	at Northwestern	3-15	L
April 26	at Wisconsin	4-0	W
April 26	at Wisconsin	2-3	L
April 29	Decatur Commies	10-0	W
May 2	Purdue	3-0	W
May 3	Purdue	4-2	W
May 6	at Illinois Wesleyan	4-2	W
May 9	Iowa	7-8	L
May 10	Minnesota	9-8	W
May 10	Minnesota	5-9	L
May 13	Illinois State	8-10	L
May 16	at Michigan State	0-3	L
May 17	at Michigan	5-3	W
May 17	at Michigan	11-2	W
May 20	Illinois Wesleyan	11-3	W
May 23	Indiana	4-5	L
May 24	Ohio State	10-5	W
May 24	Ohio State	5-1	W

1959 // 22-9 // 9-6 (T-2nd)

March 26	at Florida	12-4	W
March 27	at Florida State	9-16	L
March 28	vs. North Carolina	11-3	W
March 30	vs. Western Michigan	3-0	W
March 31	vs. Michigan State	8-3	W
April 1	vs. Duke	12-3	W
April 4	at Southern Illinois	9-5	W
April 6	Wheaton	7-1	W
April 7	Northern Illinois	5-2	W
April 11	Ball State	2-0	W
April 11	Ball State	7-4	W
April 18	Quincy	4-1	W
April 18	Quincy	8-4	W
April 24	Wisconsin	14-1	W
April 25	Northwestern	6-2	W
April 25	Northwestern	5-4	W
May 1	at Purdue	4-3	W
May 2	at Purdue	14-2	W
May 2	at Purdue	2-8	L
May 5	Illinois State	1-2	L
May 8	at Minnesota	1-5	L
May 9	at Iowa	7-4	W
May 12	Illinois Wesleyan	6-9	L
May 15	Michigan	8-5	W
May 16	Michigan State	8-2	W
May 16	Michigan State	1-4	L
May 19	Illinois State	7-6	W
May 22	at Ohio State	3-1	W
May 23	at Indiana	5-6	L
May 23	at Indiana	1-3	L

1960 // 21-10 // 6-8 (7th)

April 2	Valparaiso	2-1	W
April 2	Valparaiso	14-1	W
April 5	Oklahoma	7-8	L
April 6	Oklahoma	11-4	W
April 8	vs. Quincy	6-0	W
April 9	vs. Saint Louis	10-1	W
April 9	vs. Western Illinois	1-0	W
April 13	at Memphis Naval	5-3	W
April 14	at Memphis Naval	18-0	W
April 15	at Memphis Naval	12-0	W
April 16	vs. Notre Dame	2-3	L
April 18	at Arkansas State	10-2	W
April 19	vs. Memphis State	8-1	W
April 22	at Michigan	5-8	L
April 23	at Michigan State	2-1	W
April 23	at Michigan State	15-1	W
April 26	Northern Illinois	12-0	W
April 29	Ohio State	0-9	L
April 30	Indiana	8-0	W
April 30	Indiana	4-5	L
May 7	at Northwestern	7-12	L
May 7	at Northwestern	2-6	L
May 10	Ball State	12-4	W
May 13	Purdue	3-10	L
May 14	Purdue	9-7	W
May 14	Purdue	3-2	W
May 17	Eastern Illinois	3-2	W
May 20	Minnesota	1-9	L
May 21	Iowa	1-4	L
May 21	Iowa	3-2	W
May 24	Western Illinois	9-0	W

1961 // 22-8 // 9-4 (4th)

March 26	vs. B. M. Center	7-2	W
March 27	vs. Texas Lutheran	8-5	W
March 28	vs. St. Mary's (Texas)	4-7	L
March 29	vs. B.M. Center	5-4	W
March 30	vs. Trinity	8-5	W
March 31	vs. Texas A&M	11-22	L
April 1	vs. Texas Lutheran	1-9	L
April 2	vs. St. Mary's (Minn.)	12-7	W
April 10	Wheaton	2-0	W
April 15	Quincy	2-1	W
April 15	Quincy	2-0	W
April 17	Saint Louis	9-4	W
April 21	at Indiana	1-12	L
April 28	Northwestern	4-0	W
April 29	Wisconsin	0-2	L
April 29	Wisconsin	4-0	W
May 1	Indiana State	13-11	W
May 2	Eastern Illinois	0-9	L
May 5	at Purdue	6-2	W
May 6	at Purdue	6-7	L
May 6	at Purdue	6-4	W
May 10	Ball State	9-6	W
May 12	at Iowa	4-0	W
May 13	at Minnesota	5-1	W
May 13	at Minnesota	4-3	W
May 15	Northern Illinois	5-4	W
May 16	at Valparaiso	9-3	W
May 19	Michigan State	6-3	W
May 20	Michigan	1-3	L
May 20	Michigan	4-1	W

1962 // 25-6 // 13-2 (1st)

April 7	Eastern Illinois	7-6	W
April 7	Eastern Illinois	3-1	W
April 10	Valparaiso	6-0	W
April 13	at Quincy	4-7	L
April 14	vs. Washington (Mo.)	5-2	W
April 14	vs. Bradley	3-2	W
April 15	Saint Louis	6-0	W
April 15	Saint Louis	3-4	L
April 16	at Northern Illinois	9-1	W
April 16	at Northern Illinois	9-0	W
April 17	MacMurray	15-2	W
April 17	MacMurray	4-0	W
April 20	at Michigan	1-0	W
April 21	at Michigan State	11-3	W
April 21	at Michigan State	5-4	W
April 23	Wheaton	8-1	W
April 24	Lewis	1-3	L
April 27	Ohio State	8-0	W
April 28	Indiana	3-1	W
April 28	Indiana	2-3	L
May 4	at Wisconsin	9-1	W
May 5	at Northwestern	7-2	W
May 5	at Northwestern	3-4	L
May 8	Indiana State	9-8	W
May 11	Purdue	6-0	W
May 12	Purdue	2-1	W
May 12	Purdue	2-0	W
May 15	at Ball State	1-2	L
May 18	Minnesota	11-3	W
May 19	Iowa	6-2	W
May 19	Iowa	1-0	W

NCAA District IV Playoffs at Kalamazoo, Mich.

May 29	Detroit	2-1	W
May 30	Western Michigan	2-10	L
May 31	Michigan	1-5	L

1963 // 21-15 // 10-5 (1st)

March 14	vs. Loyola (N.O.)	2-7	L
March 15	vs. Mississippi State	0-2	L
March 16	vs. Louisiana State	0-2	L
April 8	vs. Lackland AFB	7-3	W
April 9	at Texas	1-6	L
April 10	vs. Lackland AFB	7-4	W
April 11	at Texas Lutheran	8-4	W
April 12	vs. Texas A&M	1-5	L
April 13	vs. St. Mary's (Texas)	3-4	L
April 17	at Valparaiso	4-5	L
April 20	Saint Louis	2-1	W
April 20	Saint Louis	3-2	W
April 26	Michigan	6-5	W
April 27	Michigan State	8-4	W
April 27	Michigan State	4-6	L
May 3	at Ohio State	3-4	L
May 4	at Indiana	7-2	W
May 4	at Indiana	5-3	W
May 7	Indiana State	12-1	W
May 10	Wisconsin	3-7	L
May 11	Northwestern	4-3	W
May 11	Northwestern	0-3	L
May 13	at MacMurray	16-4	W
May 14	Lewis	2-9	L
May 17	at Purdue	4-2	W
May 18	at Purdue	3-2	W
May 18	at Purdue	7-1	W
May 21	Parsons	7-1	W
May 24	at Minnesota	5-3	W
May 25	at Iowa	7-6	W
May 25	at Iowa	5-9	L

NCAA District IV Playoffs at Champaign, Ill.

May 30	vs. Valparaiso	13-2	W
May 31	vs. Western Michigan	0-1	L
June 1	vs. Notre Dame	4-0	W
June 1	vs. Western Michigan	8-0	W
June 1	vs. Western Michigan	0-7	L

1964 // 9-22 // 1-14 (10th)

March 25	vs. Randolph AFB	5-2	W
March 26	at Texas Lutheran	8-13	L
March 27	vs. Lackland AFB	3-4	L
March 28	vs. St. Mary's (Texas)	3-6	L
March 29	vs. Randolph AFB	15-9	W
March 30	vs. Trinity	6-7	L
March 31	vs. Lackland AFB	10-2	W
April 1	at St. Edward's	2-0	W
April 3	at Little Rock	18-4	W
April 4	Valparaiso	15-11	W
April 5	Quincy	4-3	W
April 21	MacMurray	6-1	W
April 24	Iowa	2-8	L
April 25	Minnesota	2-4	L
April 25	Minnesota	2-6	L
April 28	Lewis	1-8	L
May 1	at Michigan State	2-5	L
May 2	at Michigan	1-14	L
May 2	at Michigan	3-11	L
May 5	Indiana State	1-5	L
May 8	Indiana	0-5	L
May 9	Ohio State	5-11	L
May 9	Ohio State	1-3	L
May 12	Parsons	3-4	L
May 15	at Northwestern	2-4	L
May 16	at Wisconsin	4-5	L
May 16	at Wisconsin	4-7	L
May 19	Illinois State	2-4	L
May 22	Purdue	6-1	W
May 23	Purdue	0-2	L
May 23	Purdue	0-12	L

1965 // 14-9 // 8-6 (5th)

April 7	at Valparaiso	7-4	W
April 14	Illinois College	11-1	W
April 16	Northern Illinois	3-1	W
April 17	Northern Illinois	3-5	L
April 17	Northern Illinois	1-0	W
April 19	at Eastern Illinois	0-5	L
April 23	at Iowa	5-2	W
April 24	at Minnesota	10-5	W
April 24	at Minnesota	2-5	L
April 27	Lewis	3-10	L
April 30	Michigan State	5-4	W
May 1	Michigan	1-5	L
May 1	Michigan	0-2	L
May 4	Indiana State	4-3	W
May 7	at Indiana	6-9	L
May 8	at Ohio State	5-7	L
May 8	at Ohio State	2-0	W
May 11	Eastern Illinois	3-2	W
May 14	Northwestern	18-2	W
May 15	Wisconsin	4-2	W
May 15	Wisconsin	2-0	W
May 21	at Purdue	3-1	W
May 22	at Purdue	0-4	L

1966 // 14-14 // 5-7 (6th)

April 6	Eastern Illinois	8-4	W
April 9	at Arkansas State	2-6	L
April 10	vs. Bradley	5-3	W
April 11	vs. Randolph AFB	11-8	W
April 12	vs. Trinity	1-11	L
April 12	vs. Sam Houston State	4-9	L
April 13	vs. Fort Sam Houston	10-3	W
April 14	vs. St. Mary's (Texas)	10-6	W
April 15	vs. Pan American	4-8	L
April 16	vs. St. Edward's	13-1	W
April 19	St. Procopius	4-2	W
April 22	Purdue	4-2	W
April 23	Purdue	6-3	W
April 23	Purdue	2-1	W
April 25	at Western Illinois	4-3	W
April 26	Lewis	0-10	L
April 29	Minnesota	2-6	L
May 3	Indiana State	7-8	L
May 6	at Michigan	0-8	L
May 7	at Michigan State	6-15	L
May 7	at Michigan State	5-6	L
May 10	at Northern Illinois	1-10	L
May 14	Indiana	3-16	L
May 14	Indiana	1-9	L
May 20	at Wisconsin	3-7	L
May 21	at Northwestern	7-3	W
May 21	at Northwestern	6-4	W
May 24	Southern Illinois	4-3	W

1967 // 17-21 // 5-11 (9th)

March 27	at New Mexico	4-10	L
March 28	at New Mexico	1-3	L
March 28	at New Mexico	8-6	W
March 29	at New Mexico	4-15	L
March 30	at New Mexico	7-8	L
March 31	at New Mexico	6-7	L
March 31	at New Mexico	11-4	W
April 1	at New Mexico	11-1	W
April 1	at New Mexico	0-9	L
April 7	Eastern Illinois	5-2	W
April 7	Eastern Illinois	3-2	W
April 8	at Eastern Illinois	1-2	L
April 15	vs. Illinois-Chicago Circle	6-5	W
April 15	vs. Southern Illinois	6-7	L
April 16	vs. Arkansas State	2-7	L
April 16	vs. Western Illinois	0-4	L
April 16	vs. Eastern Illinois	7-4	W
April 18	St. Procopius	6-4	W
April 21	at Purdue	5-3	W
April 22	at Purdue	4-6	L
April 25	St. Joseph's	4-1	W
April 28	at Minnesota	2-3	L
April 28	at Minnesota	1-5	L
April 29	at Iowa	3-2	W
April 29	at Iowa	0-7	L
May 1	Lewis College	2-1	W
May 7	Michigan State	2-7	L
May 7	Michigan State	4-5	L
May 9	Indiana State	21-0	W
May 12	at Ohio State	2-3	L
May 12	at Ohio State	2-6	L
May 13	at Indiana	3-6	L
May 13	at Indiana	10-1	W
May 16	Northern Illinois	11-6	W
May 19	Wisconsin	2-4	L
May 19	Wisconsin	9-10	L
May 20	Northwestern	6-3	W
May 20	Northwestern	3-2	W

1968 // 18-19 // 7-10 (6th)

April 6	vs. Hickman AFB	4-5	L
April 7	vs. Asahi (Japan)	3-4	L
April 9	vs. Schofield Barracks	14-1	W
April 10	at Hawaii	9-4	W
April 11	vs. Puerto Ricans	21-4	W
April 12	vs. Sub-PAC	2-9	L
April 13	vs. USC	3-10	L
April 15	vs. San Francisco State	14-5	W
April 19	Washington (Mo.)	4-3	W
April 19	Washington (Mo.)	3-6	L
April 20	Illinois College	8-3	W
April 20	Illinois College	13-0	W

ALL-TIME SCORES

April 21	Western Illinois	3-1	W
April 21	Western Illinois	6-1	W
April 23	Lewis College	2-11	L
April 26	at Northwestern	8-0	W
April 26	at Northwestern	0-2	L
April 27	at Wisconsin	10-3	W
April 27	at Wisconsin	3-4	L
May 1	Indiana State	3-15	L
May 3	Purdue	11-6	W
May 4	Purdue	7-2	W
May 7	St. Jospeh's	7-1	W
May 10	Iowa	4-0	W
May 10	Iowa	0-1	L
May 11	Minnesota	0-1	L
May 11	Minnesota	2-6	L
May 13	Eastern Illinois	8-4	W
May 17	at Michigan State	2-9	L
May 17	at Michigan State	2-3	L
May 18	at Michigan	1-4	L
May 18	at Michigan	5-3	W
May 21	at Northern Illinois	2-3	L
May 21	at Northern Illinois	1-13	L
May 24	Indiana	1-4	L
May 24	Indiana	3-1	W
May 25	Ohio State	2-3	L

1969 // 22-20 // 11-7 (2ND)

March 27	at New Mexico	1-3	L
March 28	at New Mexico	6-7	L
March 29	at New Mexico	1-5	L
March 31	at UCLA	13-8	W
April 1	vs. Brigham Young	4-6	L
April 1	vs. Mississippi	8-5	W
April 3	at UC-Riverside	0-7	L
April 3	vs. Southern Cal	12-17	L
April 4	vs. Delaware	5-6	L
April 5	vs. Indiana	7-11	L
April 10	St. Mary's (Minn.)	9-1	W
April 10	St. Mary's (Minn.)	5-0	W
April 11	Monmouth (Ill.)	7-1	W
April 11	Monmouth (Ill.)	3-1	W
April 12	at Washington (Mo.)	1-0	W
April 12	at Washington (Mo.)	2-3	L
April 16	Indiana State	2-6	L
April 20	vs. Western Illinois	6-3	W
April 20	at Southern Illinois	1-5	L
April 25	Northwestern	3-0	W
April 25	Northwestern	9-4	W
April 26	Wisconsin	1-3	L
April 26	Wisconsin	8-3	W
April 29	Northern Illinois	3-0	W
April 29	Northern Illinois	6-8	L
May 2	at Purdue	11-1	W
May 3	at Purdue	1-6	L
May 5	Illinois College	8-2	W
May 6	St. Jospeh's (Ind.)	5-2	W
May 9	at Iowa	3-1	W
May 9	at Iowa	3-5	L
May 10	at Minnesota	3-4	L
May 10	at Minnesota	5-12	L
May 12	St. Procopius	2-9	L
May 16	Michigan State	1-0	W
May 16	Michigan State	1-0	W
May 17	Michigan	2-0	W
May 17	Michigan	0-4	L
May 23	Indiana	9-2	W
May 23	Indiana	1-2	L
May 24	at Ohio State	4-2	W
May 24	at Ohio State	4-3	W

1970 // 19-16-1 // 8-10 (T-6TH)

March 27	at Oglethorpe	14-0	W
March 28	at Oglethorpe	7-6	W
March 28	at Oglethorpe	2-2	T
April 1	vs. Florida A&M	4-5	L
April 1	vs. Maryland	11-10	W
April 1	vs. Florida State	4-5	L
April 2	vs. Holy Cross	9-5	W
April 3	vs. Maryland	6-7	L
April 3	vs. Florida State	0-10	L
April 4	vs. Holy Cross	4-1	W
April 6	St. Mary's (Minn.)	9-8	W
April 7	St. Mary's (Minn.)	1-4	L
April 7	St. Mary's (Minn.)	2-4	L
April 15	Indiana State	5-2	W
April 15	Indiana State	3-1	W
April 21	St. Joseph's (Ind.)	14-3	W
April 24	Ohio State	0-4	L
April 24	Ohio State	2-5	L
April 25	Indiana	1-0	W
April 25	Indiana	5-1	W
May 1	at Wisconsin	6-13	L
May 1	at Wisconsin	1-6	L
May 2	at Northwestern	4-0	W
May 2	at Northwestern	8-1	W
May 5	Eastern Illinois	10-6	W
May 5	Eastern Illinois	3-1	W
May 9	Purdue	4-3	W
May 9	Purdue	1-0	W
May 15	Minnesota	1-5	L
May 15	Minnesota	2-8	L
May 16	Iowa	3-2	W
May 16	Iowa	8-3	W
May 22	at Michigan	1-6	L
May 22	at Michigan	1-3	L
May 23	at Michigan State	0-6	L
May 23	at Michigan State	1-5	L

1971 // 20-16-1 // 10-7-1 (4TH)

April 7	St. Mary's (Minn.)	0-1	L
April 7	St. Mary's (Minn.)	2-0	W
April 8	St. Mary's (Minn.)	7-13	L
April 10	at Missouri-St. Louis	8-6	W
April 10	at Missouri-St. Louis	3-2	W
April 14	Knox College	22-0	W
April 14	Knox College	9-4	W
April 16	at Southern Illinois	1-14	L
April 17	at Southern Illinois	6-7	L
April 17	at Southern Illinois	2-6	L
April 20	DePauw	3-0	W
April 20	DePauw	4-0	W
April 23	at Ohio State	8-7	W
April 23	at Ohio State	2-3	L
April 24	at Indiana	4-5	L
April 24	at Indiana	14-15	L
April 27	Northeastern Illinois	3-2	W
April 27	Northeastern Illinois	4-3	W
April 30	Wisconsin	3-2	W
April 30	Wisconsin	5-2	W
May 1	Northwestern	7-3	W
May 1	Northwestern	14-2	W
May 4	at Indiana State	5-10	L
May 4	at Indiana State	2-9	L
May 5	at Eastern Illinois	6-7	L
May 5	at Eastern Illinois	0-7	L
May 9	at Purdue	1-0	W
May 9	at Purdue	5-0	W
May 14	at Minnesota	3-6	L
May 14	at Minnesota	8-3	W
May 15	at Iowa	4-5	L
May 15	at Iowa	4-2	W
May 18	St. Procopius	5-0	W
May 21	Michigan	4-6	L
May 21	Michigan	9-9	T
May 22	Michigan State	1-2	L
May 22	Michigan State	5-2	W

1972 // 16-21 // 5-9 (8TH)

March 27	vs. Union (Tenn.)	4-8	L
March 27	vs. Texas-Pan American	1-13	L
March 28	vs. Union (Tenn.)	4-5	L
March 29	vs. Texas-Pan American	6-8	L
March 30	vs. Texas-Pan American	6-4	W
March 31	vs. Texas-Pan American	0-1	L
March 31	vs. Texas-Pan American	0-3	L
April 1	vs. Texas-Pan American	0-3	L
April 1	vs. Texas-Pan American	3-1	W
April 5	vs. Illinois Wesleyan	3-4	L
April 8	St. Mary's (Minn.)	7-2	W
April 8	St. Mary's (Minn.)	10-6	W
April 11	Southern Illinois	3-6	L
April 14	at Michigan State	1-5	L
April 14	at Michigan State	0-1	L
April 21	Indiana	7-3	W
April 22	Ohio State	2-1	W
April 22	Ohio State	7-1	W
April 25	at Illinois State	5-11	L
April 25	at Illinois State	3-0	W
April 28	Iowa	4-5	L
April 28	Iowa	0-3	L
April 30	Minnesota	1-2	L
April 30	Minnesota	1-4	L
May 2	Eastern Illinois	5-4	W
May 2	Eastern Illinois	2-3	L
May 5	at Northwestern	1-6	L
May 5	at Northwestern	5-10	L
May 6	at Wisconsin	2-7	L
May 9	at Knox College	4-0	W
May 9	at Knox College	7-1	W
May 13	Purdue	2-0	W
May 13	Purdue	3-0	W
May 15	Northeastern Illinois	4-0	W
May 15	Northeastern Illinois	3-6	L
May 23	Monmouth (Ill.)	4-2	W
May 23	Monmouth (Ill.)	1-0	W

1973 // 21-13 // 8-10 (T-7TH)

April 1	Wisconsin-Milwaukee	12-3	W
April 1	Wisconsin-Milwaukee	8-1	W
April 2	DePauw	16-2	W
April 2	DePauw	9-1	W
April 3	Illinois State	5-7	L
April 3	Illinois State	2-5	L
April 8	Wisconsin-Whitewater	12-3	W
April 8	Wisconsin-Whitewater	8-1	W
April 13	Michigan State	4-1	W
April 13	Michigan State	2-3	L
April 14	Michigan	6-3	W
April 14	Michigan	2-3	L
April 20	at Indiana	4-3	W
April 20	at Indiana	1-7	L
April 21	at Ohio State	4-8	L
April 21	at Ohio State	9-5	W
April 24	Knox College	8-5	W
April 24	Knox College	6-5	W
April 27	Northwestern	3-7	L
April 27	Northwestern	5-8	L
April 28	Wisconsin	3-7	L
April 28	Wisconsin	8-11	L
May 1	at Eastern Illinois	4-3	W
May 1	at Eastern Illinois	6-2	W
May 6	Monmouth (Ill.)	6-4	W
May 6	Monmouth (Ill.)	11-1	W
May 8	NE Illinois State	0-4	L
May 8	NE Illinois State	5-2	W
May 12	at Purdue	8-4	W
May 12	at Purdue	17-2	W
May 18	at Iowa	2-0	W
May 18	at Iowa	6-5	W
May 19	at Minnesota	6-7	L
May 19	at Minnesota	3-10	L

1974 // 27-11 // 9-7 (4TH)

March 18	vs. Southwestern	9-3	W
March 18	vs. Texas-Pan American	5-2	W
March 19	vs. Southwestern	2-0	W
March 20	vs. Texas-Pan American	1-4	L
March 21	vs. Nebraska-Omaha	4-0	W
March 22	vs. West Chester (Pa.)	5-1	W
March 22	vs. West Chester (Pa.)	10-7	W
March 23	vs. Texas-Pan American	7-8	L
March 31	St. Xavier	4-3	W
March 31	St. Xavier	4-1	W
April 1	Indiana Central	3-4	L
April 1	Indiana Central	7-2	W
April 6	Bethel (Minn.)	7-1	W
April 6	Bethel (Minn.)	9-1	W
April 13	at Michigan State	1-6	L
April 13	at Michigan State	10-3	W
April 19	Ohio State	4-5	L
April 19	Ohio State	6-1	W
April 20	Indiana	2-4	L
April 20	Indiana	3-2	W
April 23	at Knox College	3-0	W
April 23	at Knox College	6-1	W
April 26	at Wisconsin	6-5	W
April 26	at Wisconsin	7-4	W
April 27	at Northwestern	2-6	L
April 27	at Northwestern	5-6	L
April 30	Eastern Illinois	3-9	L
April 30	Eastern Illinois	4-3	W
May 3	Illinois College	11-0	W
May 3	Illinois College	4-2	W
May 5	Purdue	6-4	W
May 5	Purdue	8-3	W
May 6	Missouri-St. Louis	5-1	W
May 6	Missouri-St. Louis	8-7	W
May 17	Minnesota	5-2	W
May 17	Minnesota	1-5	L
May 18	Iowa	4-5	L
May 18	Iowa	4-3	W

1975 // 25-17-1 // 4-11-1 (9TH)

March 22	vs. Colorado State	9-7	W
March 22	vs. Colorado State	4-7	L
March 23	vs. New Mexico	9-2	W
March 24	vs. South Dakota State	11-5	W
March 24	vs. New Mexico	2-10	L
March 25	vs. New Mexico	8-11	L
March 26	vs. Colorado State	12-6	W
March 27	vs. New Mexico	8-5	W
March 28	vs. South Dakota State	8-1	W
March 28	vs. New Mexico	4-2	W
March 29	vs. New Mexico	1-2	L
April 1	Illinois State	17-10	W
April 1	Illinois State	3-7	L
April 5	St. Francis	7-0	W
April 5	St. Francis	4-3	W
April 7	Illinois College	6-2	W
April 7	Illinois College	7-0	W
April 11	Michigan	2-6	L
April 11	Michigan	7-8	L
April 12	Michigan State	3-5	L
April 12	Michigan State	5-9	L
April 15	Greenville	9-2	W
April 15	Greenville	6-2	W
April 18	at Ohio State	0-2	L
April 18	at Ohio State	10-10	T
April 19	at Indiana	12-13	L
April 19	at Indiana	10-4	W
April 25	Wisconsin	10-8	W
April 25	Wisconsin	0-3	L
April26	Northwestern	4-1	W
April 26	Northwestern	4-1	W
April 29	DePauw	5-2	W
April 29	DePauw	2-1	W
May 6	Knox College	10-0	W
May 6	Knox College	8-3	W
May 7	Indiana Central	5-2	W
May 7	Indiana Central	11-2	W
May 11	St. Xavier	0-4	L
May 11	St. Xavier	10-2	W
May 16	at Minnesota	1-10	L
May 16	at Minnesota	0-4	L
May 17	at Iowa	1-4	L
May 17	at Iowa	4-8	L

1976 // 20-22 // 3-12 (10TH)

March 14	vs. Kansas	1-0	W
March 15	vs. Trinity	0-1	L
March 15	vs. Texas Lutheran	2-3	L
March 16	vs. Texas A&M	0-20	L
March 16	vs. St. Mary's (Texas)	2-17	L
March 17	vs. Texas A&M	0-2	L
March 17	vs. Texas A&M	7-1	W
March 18	vs. Texas-Pan American	1-5	L
March 19	vs. Morningside	1-6	L
March 20	vs. New Mexico	1-2	L
March 20	vs. Texas-Pan American	0-4	L
March 28	St. Xavier	5-1	W
March 28	St. Xavier	9-3	W
April 2	St. Mary's (Minn.)	4-0	W
April 2	St. Mary's (Minn.)	8-2	W
April 3	North Park	3-0	W
April 3	North Park	8-0	W
April 13	Greenville	3-1	W
April 13	Greenville	8-0	W
April 15	St. Francis	4-2	W
April 15	St. Francis	7-0	W
April 17	at Northwestern	0-2	L
April 17	at Northwestern	8-2	W
April 18	at Wisconsin	1-3	L
April 18	at Wisconsin	12-0	W
April 22	Illinois College	16-4	W
April 22	Illinois College	6-0	W
April 24	Iowa	0-3	L
April 24	Iowa	0-2	L
April 26	Minnesota	4-10	L
April 26	Minnesota	6-5	W
May 1	at Michigan State	0-5	L
May 1	at Michigan State	1-3	L
May 4	at Knox College	10-9	W
May 4	at Knox College	13-6	W
May 7	at Illinois State	8-5	W
May 7	at Illinois State	1-7	L
May 16	Purdue	1-3	L
May 22	Indiana	2-5	L
May 22	Indiana	1-9	L
May 23	Ohio State	2-3	L
May 23	Ohio State	0-6	L

1977 // 23-25 // 8-10 (6TH)

March 13	at Southeast Louisiana	8-9	L
March 13	at Southeast Louisiana	5-6	L
March 14	at Southeast Louisiana	18-4	W
March 15	at Louisiana State	2-13	L
March 16	at Louisiana State	2-3	L
March 16	at Louisiana State	4-12	L
March 17	vs. Stetson	5-10	L
March 17	at New Orleans	6-5	W
March 18	at New Orleans	1-3	L
March 18	vs. Missouri	0-7	L
March 19	at Southwest Louisiana	3-7	L
March 19	at Southwest Louisiana	3-0	W
March 20	at Southwest Louisiana	11-13	L
March 20	at Southwest Louisiana	4-5	L
March 21	at Delta State	5-8	L
March 29	Illinois State	2-0	W
March 29	Illinois State	5-4	W
April 3	North Park	11-3	W
April 3	North Park	13-3	W
April 8	St. Mary's (Minn.)	5-0	W
April 9	St. Mary's (Minn.)	2-6	L
April 9	St. Mary's (Minn.)	3-2	W
April 12	Greenville	2-4	L
April 12	Greenville	9-2	W
April 16	Northwestern	0-5	L
April 16	Northwestern	5-1	W
April 17	Wisconsin	4-5	L
April 17	Wisconsin	2-9	L
April 21	Illinois College	4-2	W
April 21	Illinois College	9-2	W
April 23	at Iowa	7-9	L
April 23	at Iowa	5-4	W
April 24	at Minnesota	7-15	L
April 24	at Minnesota	2-8	L
April 30	Michigan State	6-1	W
April 30	Michigan State	3-2	W

ALL-TIME SCORES

May 1	Michigan	2-4	L
May 1	Michigan	7-6	W
May 5	St. Francis	5-4	W
May 5	St. Francis	4-2	W
May 14	at Purdue	7-10	L
May 14	at Purdue	7-1	W
May 16	Monmouth (Ill.)	6-7	L
May 16	Monmouth (Ill.)	8-2	W
May 18	at Indiana	6-2	W
May 18	at Indiana	8-4	W
May 19	at Ohio State	0-1	L
May 19	at Ohio State	3-5	L

1978 // 25-22-1 // 6-12 (9TH)

March 19	at Memphis State	4-22	L
March 20	at Memphis State	8-16	L
March 20	at Memphis State	1-5	L
March 21	at Murray State	6-9	L
March 21	at Murray State	3-2	W
March 22	at Murray State	6-7	L
March 22	at Murray State	1-4	L
March 23	at Murray State	2-4	L
March 23	at Murray State	3-7	L
March 31	St. Mary's (Minn.)	7-1	W
April 1	St. Mary's (Minn.)	3-0	W
April 1	St. Mary's (Minn.)	2-1	W
April 2	North Park	5-2	W
April 2	North Park	12-0	W
April 7	at Illinois State	0-1	L
April 7	at Illinois State	2-1	W
April 8	Aurora	4-1	W
April 8	Aurora	6-2	W
April 9	St. Francis	6-5	W
April 9	St. Francis	5-6	L
April 12	Greenville	6-0	W
April 12	Greenville	5-4	W
April 15	at Iowa	1-3	L
April 15	at Iowa	1-3	L
April 16	at Northwestern	6-7	L
April 16	at Northwestern	6-10	L
April 18	Knox College	12-3	W
April 18	Knox College	12-3	W
April 22	Minnesota	9-2	W
April 22	Minnesota	1-0	W
April 23	Wisconsin	3-2	W
April 23	Wisconsin	2-8	L
April 26	Northern Illinois	11-3	W
April 26	Northern Illinois	9-8	W
April 29	at Michigan	0-10	L
April 29	at Michigan	0-3	L
April 30	at Michigan State	0-5	L
April 30	at Michigan State	6-7	L
May 8	Purdue	3-2	W
May 8	Purdue	5-2	W
May 9	Missouri Baptist	4-2	W
May 9	Missourt Baptist	7-2	W
May 12	at Indiana State	6-3	W
May 12	at Indiana State	5-5	T
May 20	Ohio State	0-1	L
May 20	Ohio State	1-2	L
May 21	Indiana	6-3	W
May 21	Indiana	3-7	L



TOM DEDIN
9 YEARS, 268-234-6

1979 // 14-30-1 // 3-15 (10TH)

March 17	at Phillips	3-0	W
March 17	at Phillips	1-3	L
March 18	at Phillips	8-6	W
March 19	at Oklahoma State	4-2	W
March 20	at Oklahoma State	6-7	L
March 20	at Oklahoma State	0-6	L
March 21	at Wichita State	1-7	L
March 21	at Wichita State	6-9	L
March 24	at Wichita State	1-8	L
March 24	at Wichita State	0-18	L
March 25	at Emporia State	6-8	L
March 25	at Emporia State	1-7	L
March 28	at Southern Illinois	2-3	L
March 28	at Southern Illinois	0-8	L
April 4	Illinois State	2-1	W
April 4	Illinois State	6-5	W
April 7	at Eastern Michigan	1-4	L
April 10	Western Illinois	1-9	L
April 10	Western Illinois	1-0	W
April 14	Iowa	1-3	L
April 14	Iowa	4-5	L
April 15	Northwestern	2-4	L
April 15	Northwestern	8-3	W
April 17	at Northern Illinois	8-2	W
April 17	at Northern Illinois	6-6	T
April 18	Missouri-St. Louis	8-3	W
April 18	Missouri-St. Louis	6-5	W
April 21	at Minnesota	2-10	L
April 21	at Minnesota	2-15	L
April 22	at Wisconsin	0-8	L
April 22	at Wisconsin	0-1	L
April 28	Michigan	1-4	L
April 28	Michigan	1-13	L
April 29	Michigan State	5-9	L
April 29	Michigan State	0-1	L
May 6	at Purdue	2-3	L
May 6	at Purdue	13-3	W
May 9	at Bradley	4-8	L
May 9	at Bradley	5-2	W
May 11	Indiana State	3-9	L
May 11	Indiana State	6-3	W
May 19	at Ohio State	1-8	L
May 19	at Ohio State	10-11	L
May 20	at Indiana	5-13	L
May 20	at Indiana	11-3	W

1980 // 18-33 // 6-10 (T-6TH)

March 22	at Missouri-St. Louis	3-1	W
March 22	at Missouri-St. Louis	7-2	W
March 31	at Oklahoma State	1-17	L
March 31	at Oklahoma State	5-12	L
April 1	at Oklahoma State	0-9	L
April 1	at Oklahoma State	9-10	L
April 2	at Oral Roberts	1-6	L
April 3	at Wichita State	5-8	L
April 3	at Wichita State	6-7	L
April 4	at Wichita State	8-12	L
April 4	at Wichita State	7-1	W
April 5	at Wichita State	1-15	L
April 5	at Wichita State	12-7	W
April 7	Eastern Michigan	0-3	L
April 7	Eastern Michigan	3-2	W
April 11	Illinois-Chicago Circle	1-2	L
April 11	Saint Louis	4-3	W
April 13	at St. Francis	2-12	L
April 13	at St. Francis	4-14	L
April 16	Bradley	5-1	W
April 16	Bradley	11-7	W
April 17	at Illinois State	6-9	L
April 17	at Illinois State	3-4	L
April 19	at Northwestern	10-1	W
April 19	at Northwestern	2-10	L
April 20	at Iowa	10-9	W
April 20	at Iowa	3-2	W
April 23	at Eastern Illinois	6-5	W
April 23	at Eastern Illinois	13-14	L
April 24	Northern Illinois	13-5	W
April 24	Northern Illinois	11-5	W
April 26	Wisconsin	4-15	L
April 26	Wisconsin	2-6	L
April 27	Minnesota	1-6	L
April 27	Minnesota	14-13	W
April 29	at Southern Illinois	2-11	L
April 29	at Southern Illinois	1-10	L
May 3	at Michigan State	1-4	L
May 3	at Michigan State	6-2	W
May 4	at Michigan	2-7	L
May 4	at Michigan	7-8	L
May 6	at Western Illinois	13-14	L
May 6	at Western Illinois	5-16	L
May 7	Southern Illinois	3-2	W
May 7	Southern Illinois	3-19	L
May 9	at Indiana State	13-15	L
May 9	at Indiana State	6-12	L
May 11	Purdue	6-5	W
May 11	Purdue	3-8	L
May 18	Ohio State	5-6	L
May 18	Ohio State	8-13	L

1981 // 35-26 // 11-3 (2ND WEST DIVISION)

March 1	at St. Xavier	8-7	W
March 1	at Louisville	1-10	L
March 7	at Murray State	5-2	W
March 7	at Murray State	7-11	L
March 8	at Murray State	1-8	L
March 12	at Saint Louis	7-6	W
March 12	at Saint Louis	9-2	W
March 14	at Oral Roberts	2-3	L
March 14	at Oral Roberts	7-8	L
March 17	at Oklahoma	2-5	L
March 17	at Oklahoma	0-7	L
March 18	at Oklahoma	6-16	L
March 18	at Oklahoma	3-21	L
March 20	at Oklahoma State	4-6	L
March 20	at Oklahoma State	4-8	L
March 21	at Oklahoma State	2-8	L
March 21	at Oklahoma State	4-8	L
March 22	at Missouri Southern St.	5-4	W
March 24	Valparaiso	13-1	W
March 25	Saint Louis	4-3	W
March 25	Saint Louis	4-3	W
March 26	at DePauw	15-3	W
March 28	at SIU-Edwardsville	18-8	W
March 28	at SIU-Edwardsville	8-15	L
March 31	Illinois Wesleyan	12-1	W
April 2	at Bradley	11-9	W
April 3	Milton College	11-1	W
April 3	Milton College	10-0	W
April 4	Western Illinois	4-3	W
April 4	Western Illinois	10-9	W
April 5	Western Illinois	18-5	W
April 7	St. Francis	1-4	L
April 7	St. Francis	13-2	W
April 8	Illinois State	1-0	W
April 8	Illinois State	2-4	L
April 11	at Iowa	8-9	L
April 11	at Iowa	10-2	W
April 14	Illinois-Chicago	6-10	L
April 15	at Saint Louis	6-1	W
April 15	at Saint Louis	2-1	W
April 18	Wisconsin	11-3	W
April 18	Wisconsin	8-1	W
April 20	Wisconsin	2-1	W
April 20	Wisconsin	3-0	W
April 25	at Minnesota	4-3	W
April 25	at Minnesota	0-2	L
April 26	at Minnesota	9-4	W
April 26	at Minnesota	5-6	L
April 28	Bradley	4-5	L
April 29	at Indiana State	8-6	W
May 2	Northwestern	5-0	W
May 2	Northwestern	8-7	W
May 3	Northwestern	4-1	W
May 3	Northwestern	6-0	W
May 4	Millikin	18-10	W
May 8	Indiana State	5-9	L

BIG TEN PLAYOFFS AT ANN ARBOR, MICH.

May 16	at Michigan	3-4	L
May 17	at Minnesota	0-2	L

1982 // 49-23 // 14-2 (1ST WEST DIVISION)

Feb. 27	vs. Indiana-Southeastern	12-3	W
Feb. 27	vs. Indiana-Southeastern	2-3	L
Feb. 28	vs. Indiana-Southeastern	12-1	W
Feb. 28	vs. Indiana-Southeastern	13-11	W
March 9	at Indiana	10-5	W
March 12	at Oral Roberts	1-13	L
March 13	at Oral Roberts	5-2	W
March 13	vs. Kansas	7-3	W
March 15	vs. Missouri Southern	0-10	L
March 15	vs. Missouri Southern	6-5	W
March 16	at Oklahoma	2-3	L
March 16	at Oklahoma	3-5	L
March 17	at Oklahoma City	5-6	L
March 17	at Oklahoma City	10-4	W
March 18	at Oklahoma City	5-8	L
March 18	at Oklahoma City	6-4	W
March 19	vs. North Dakota State	19-3	W
March 19	vs. North Dakota State	11-2	W
March 20	at Missouri Southern	7-1	W
March 21	at Saint Louis	0-1	L
March 21	at Saint Louis	9-1	W
March 23	Elmhurst	6-1	W
March 24	at Indiana State	0-2	L
March 24	at Indiana State	1-2	L
March 26	DePauw	13-1	W
March 27	Lewis	3-2	W
March 27	Lewis	9-8	W
March 28	at St. Francis	22-7	W
March 28	at St. Francis	3-7	L
March 31	Indiana	3-2	W
April 4	Bradley	3-1	W
April 4	Bradley	3-1	W
April 10	at Missouri	7-0	W
April 10	at Missouri	13-8	W
April 11	at Missouri	4-10	L
April 11	at Missouri	2-8	L
April 12	Illinois Wesleyan	6-3	W
April 13	Eastern Illinois	11-4	W
April 14	at Illinois State	1-4	L
April 14	at Illinois State	9-6	W
April 17	Iowa	9-0	W
April 17	Iowa	2-0	W
April 18	Iowa	7-5	W
April 18	Iowa	12-0	W
April 19	Illinois-Chicago	12-2	W
April 20	St. Xavier	21-3	W
April 20	St. Xavier	11-6	W
April 22	Indiana State	4-3	W
April 23	at Milton College	5-15	L
April 24	at Wisconsin	3-2	W
April 24	at Wisconsin	6-0	W
April 25	at Wisconsin	4-0	W
April 25	at Wisconsin	5-1	W
April 27	at Eastern Illinois	7-1	W
April 28	at Bradley	19-6	W
April 28	at Bradley	5-4	W
May 1	Minnesota	9-2	W
May 1	Minnesota	3-0	W
May 2	Minnesota	6-4	W
May 2	Minnesota	6-11	L
May 5	Southern Illinois	5-10	L
May 5	Southern Illinois	0-5	L
May 6	at Northwestern	1-2	L
May 6	at Northwestern	11-10	W
May 7	at Northwestern	6-0	W
May 7	at Northwestern	9-4	W
May 16	Illinois-Chicago	8-4	W
May 16	Illinois-Chicago	2-3	L
May 18	Illinois-Chicago	1-5	L
May 18	Illinois-Chicago	10-2	W

BIG TEN TOURNAMENT AT CHAMPAIGN, ILL.

May 21	Michigan	2-4	L
May 22	Minnesota	3-8	L

1983 // 23-24-2 // 6-9 (T-3RD WEST DIV.)

Feb. 26	at Indiana-Southeastern	4-0	W
Feb. 26	at Indiana-Southeastern	8-5	W
Feb. 27	at Indiana-Southeastern	3-4	L
Feb. 27	at Indiana-Southeastern	7-3	W
March 6	at Murray State	6-4	W
March 6	at Murray State	6-3	W
March 8	at Indiana	6-2	W
March 12	at Evansville	7-8	L
March 12	at Evansville	7-13	L
March 15	Illinois-Chicago	10-2	W
March 15	Illinois-Chicago	6-1	W
March 17	St. Francis	6-6	T
March 24	at Southern Illinois	7-6	W
March 24	at Southern Illinois	3-10	L
March 25	vs. SW Missouri State	2-7	L
March 28	at Oklahoma City	3-1	W
March 28	at Oklahoma City	5-1	W
March 30	at Oral Roberts	2-10	L
March 30	at Oral Roberts	4-8	L
March 31	at NE Oklahoma St.	9-3	W
March 31	at NE Oklahoma St.	3-7	L
April 5	Indiana	3-2	W
April 6	Bradley	7-11	L
April 8	at St. Francis	1-3	L
April 8	at St. Francis	5-0	W
April 12	Eastern Illinois	9-3	W
April 16	at Iowa	11-4	W
April 17	at Iowa	3-7	L
April 17	at Iowa	2-5	L
April 18	at Iowa	8-9	L
April 19	Indiana State	5-14	L
April 19	Indiana State	7-7	T
April 20	Indiana State	2-11	L
April 21	at Illinois Wesleyan	23-5	W
April 23	Wisconsin	12-9	W
April 23	Wisconsin	7-14	L
April 24	Wisconsin	13-9	W
April 24	Wisconsin	6-10	L
April 26	at Eastern Illinois	2-3	L
April 27	at Bradley	6-7	L
April 30	at Minnesota	0-13	L
April 30	at Minnesota	1-3	L
May 1	at Minnesota	4-5	L
May 1	at Minnesota	5-10	L
May 4	Missouri	2-3	L
May 4	Missouri	16-6	W
May 15	Northwestern	5-2	W
May 15	Northwestern	11-7	W
May 16	Northwestern	5-4	W

1984 // 22-30 // 3-10 (5TH WEST DIVISION)

Feb. 26	at Indiana Southeastern	8-0	W
Feb. 26	at Indiana Southeastern	2-3	L
March 4	at Murray State	5-7	L
March 4	at Murray State	11-5	W
March 9	at Oral Roberts	6-7	L
March 11	at Oral Roberts	6-7	L
March 11	at Oral Roberts	12-5	W
March 12	at Phillips	7-3	W
March 12	at Phillips	2-3	L
March 13	at Arkansas	5-18	L
March 13	at Arkansas	5-6	L
March 15	at Southwest Missouri St.	6-2	W
March 16	at Missouri Southern	4-6	L
March 23	Lewis	3-4	L
March 26	Chicago State	1-0	W
March 25	Chicago State	0-1	L
March 29	at Indiana State	0-7	L
March 29	at Indiana State	0-4	L
March 31	at Missouri	6-4	W
March 31	at Missouri	7-8	L
April 1	at Missouri	3-1	W
April 1	at Missouri	8-2	W
April 4	Illinois-Chicago	10-0	W
April 5	Illinois Wesleyan	15-2	W
April 6	SIU-Edwardsville	9-4	W
April 6	SIU-Edwardsville	6-4	W
April 7	St. Xavier	4-5	L

ALL-TIME SCORES

April 7	St. Xavier	5-1	W
April 8	at St. Francis	1-2	L
April 8	at St. Francis	4-8	L
April 10	Eastern Illinois	9-6	W
April 11	at Illinois State	11-1	W
April 11	at Illinois State	6-4	W
April 14	Iowa	3-2	W
April 14	Iowa	7-1	W
April 16	Iowa	8-14	L
April 17	Indiana State	1-6	L
April 19	Olivet Nazarene	10-1	W
April 21	at Wisconsin	7-8	L
April 21	at Wisconsin	0-7	L
April 24	Eastern Illinois	13-16	L
April 25	at Bradley	6-7	L
April 25	at Bradley	9-2	W
April 28	Minnesota	0-4	L
April 30	Minnesota	1-5	L
April 30	Minnesota	2-4	L
May 2	Southern Illinois	5-3	W
May 2	Southern Illinois	4-5	L
May 12	at Northwestern	3-4	L
May 12	at Northwestern	1-6	L
May 13	at Northwestern	0-7	L
May 13	at Northwestern	2-6	L

1985 // 46-21 // 12-4 (1st West Division)

March 2	at Murray State	9-3	W
March 2	at Murray State	3-4	L
March 3	at Murray State	14-4	W
March 6	at Indiana	2-1	W
March 9	at Cincinnati	6-7	L
March 9	at Cincinnati	9-5	W
March 10	at Cincinnati	7-8	L
March 10	at Cincinnati	13-3	W
March 13	Chicago State	11-2	W
March 13	Chicago State	8-1	W
March 15	Aurora College	7-5	W
March 16	Saint Louis	7-6	W
March 16	Saint Louis	4-2	W
March 17	Northeastern Illinois	18-13	W
March 17	Northeastern Illinois	6-2	W
March 20	at Indiana State	6-4	W
March 21	vs. Lewis	8-7	W
March 23	IUPUI	11-1	W
March 24	St. Francis	1-6	L
March 25	Illinois Wesleyan	8-3	W
March 26	at Western Illinois	5-6	L
March 26	at Western Illinois	5-3	W
March 29	at Middle Tennessee State	11-12	L
March 30	at Middle Tennessee State	14-3	W
March 30	at Middle Tennessee State	16-10	W
March 31	at Middle Tennessee State	6-7	L
April 1	at Murray State	5-3	W
April 1	at Murray State	9-6	W
April 2	at Murray State	9-18	L
April 3	at Southern Illinois	4-3	W
April 3	at Southern Illinois	7-9	L
April 4	at Saint Louis	7-1	W
April 5	vs. Illinois-Chicago	11-9	W
April 5	vs. Northwestern	14-7	W
April 6	vs. Western Illinois	5-0	W
April 9	Eastern Illinois	2-8	L
April 10	Illinois State	4-5	L
April 11	at Olivet Nazarene	10-8	W
April 13	Wisconsin	3-2	W
April 13	Wisconsin	3-6	L
April 15	Wisconsin	5-0	W
April 15	Wisconsin	15-0	W
April 17	Indiana State	2-0	W
April 17	Indiana State	5-4	W
April 20	at Iowa	7-8	L
April 20	at Iowa	14-7	W
April 21	at Iowa	12-13	L
April 21	at Iowa	9-4	W
April 23	at Eastern Illinois	5-4	W
April 24	Bradley	7-0	W
April 24	Bradley	2-0	W
April 27	at Minnesota	8-5	W
April 27	at Minnesota	2-0	W
April 28	at Minnesota	7-2	W
April 28	at Minnesota	4-3	W
April 30	at St. Francis	8-12	L
May 1	at St. Xavier	5-4	W
May 1	at St. Xavier	3-6	L
May 2	Eastern Illinois	5-8	L
May 4	Northwestern	2-0	W
May 4	Northwestern	0-1	L
May 5	Northwestern	3-1	W
May 5	Northwestern	3-2	W
May 8	Missouri	1-13	L
May 8	Missouri	4-0	W

Big Ten Tournament at Ann Arbor, Mich.

May 17	Ohio State	2-3	L
May 18	at Michigan	10-11	L

1986 // 33-20-2 // 8-8 (4th West Division)

March 8	at Murray State	12-2	W
March 8	at Murray State	10-9	W
March 9	at Murray State	15-10	W
March 13	Indiana	7-6	W
March 15	Lewis	2-1	W
March 15	Lewis	6-0	W
March 16	Lewis	6-5	W
March 16	Lewis	3-3	T
March 19	Wisconsin-Parkside	19-0	W
March 19	Wisconsin-Parkside	6-2	W
March 21	at Augusta	1-5	L
March 22	at Augusta	10-3	W
March 23	at Newberry	11-6	W
March 23	at Newberry	9-0	W
March 24	at Newberry	12-4	W
March 25	at Clemson	2-9	L
March 26	at Clemson	5-6	L
March 27	at Western Carolina	15-14	W
March 28	at Middle Tennessee State	5-4	W
March 29	at Middle Tennessee State	9-10	L
March 29	at Middle Tennessee State	5-6	L
March 30	at Middle Tennessee State	4-1	W
April 2	at Missouri	3-3	T
April 4	vs. Northwestern	2-3	L
April 5	vs. Illinois-Chicago	13-3	W
April 6	vs. Western Illinois	5-8	L
April 8	Eastern Illinois	15-8	W
April 10	at Illinois State	14-2	W
April 12	Iowa	7-3	W
April 12	Iowa	7-13	L
April 13	Iowa	22-8	W
April 13	Iowa	6-3	W
April 17	Indiana State	1-6	L
April 18	St. Francis	4-5	L
April 19	St. Xavier	9-0	W
April 19	St. Xavier	3-7	L
April 22	at Eastern Illinois	10-6	W
April 23	at Bradley	1-13	L
April 23	at Bradley	10-9	W
April 26	at Wisconsin	3-4	L
April 26	at Wisconsin	1-4	L
April 27	at Wisconsin	5-9	L
April 27	at Wisconsin	4-7	L
April 29	at Illinois Wesleyan	17-7	W
April 30	vs. Eastern Illinois	11-0	W
May 3	Minnesota	5-0	W
May 3	Minnesota	5-3	W
May 4	Minnesota	8-2	W
May 4	Minnesota	1-3	L
May 6	at Illinois-Chicago	25-4	W
May 7	Western Illinois	6-1	W
May 10	at Northwestern	2-3	L
May 10	at Northwestern	2-4	L
May 11	at Northwestern	1-5	L
May 11	at Northwestern	11-1	W

1987 // 32-24 // 9-7 (T-2nd West Division)

March 4	at Saint Louis	21-1	W
March 7	at Murray State	7-2	W
March 7	at Murray State	6-5	W
March 8	at Murray State	15-10	W
March 13	at Middle Tennessee State	7-8	L
March 14	at Middle Tennessee State	10-0	W
March 14	at Middle Tennessee State	0-13	L
March 15	at Middle Tennessee State	3-2	W
March 16	at UAB	5-2	W
March 18	at Mississippi	0-7	L
March 18	at Mississippi	1-2	L
March 19	at Mississippi State	3-2	W
March 20	at Western Kentucky	10-7	W
March 21	at Western Kentucky	6-4	W
March 22	at Western Kentucky	9-12	L
March 24	at Indiana State	2-9	L
March 25	at St. Francis	18-16	W
March 27	vs. Ohio Dominican	15-5	W
March 27	vs. Eastern Michigan	3-7	L
March 28	Michigan	6-4	W
March 29	Michigan	1-3	L
April 1	at St. Xavier	19-2	W
April 3	vs. SIU-Edwardsville	2-1	W
April 4	Illinois-Chicago	10-8	W
April 4	Western Illinois	5-6	L
April 7	at Eastern Illinois	21-13	W
April 9	Illinois State	4-8	L
April 11	at Iowa	7-8	L
April 11	at Iowa	2-5	L
April 12	at Iowa	10-8	W
April 12	at Iowa	3-6	L
April 15	at Western Illinois	3-4	L
April 18	at Indiana	1-9	L
April 18	at Indiana	5-7	L
April 19	at Indiana	5-10	L
April 19	at Indiana	8-2	W
April 20	vs. Lewis	12-18	L
April 21	Eastern Illinois	15-12	W
April 25	Wisconsin	5-4	W
April 25	Wisconsin	12-4	W
April 26	Wisconsin	7-4	W
April 26	Wisconsin	12-6	W
April 28	St. Francis	8-14	L
April 29	Eastern Illinois	20-23	L
April 29	Eastern Illinois	12-11	W
May 2	at Minnesota	6-2	W
May 2	at Minnesota	2-3	L
May 3	at Minnesota	2-3	L
May 3	at Minnesota	1-5	L
May 6	Missouri	3-1	W
May 6	Missouri	10-9	W
May 9	Northwestern	6-4	W
May 9	Northwestern	8-1	W
May 10	Northwestern	18-4	W
May 10	Northwestern	0-5	L
May 13	at Purdue	13-9	W



AUGIE GARRIDO
3 YEARS, 111-57
BIG TEN TITLES: 1989 // 1990
BIG TEN TOURN. TITLES: 1989, 1990
NCAA REGIONAL: 1989 // 1990

1988 // 26-20 // 12-16 (7th)

Feb. 27	at Middle Tennessee State	4-3	W
Feb. 27	at Middle Tennessee State	3-2	W
Feb. 28	at Middle Tennessee State	10-6	W
March 9	at Missouri	2-1	W
March 9	at Missouri	6-7	L
March 10	at Saint Louis	6-4	W
March 11	at Memphis State	5-6	L
March 22	at Indiana State	7-3	W
March 24	Western Illinois	11-10	W
March 25	vs. Kansas State	8-7	W
March 26	vs. Bradley	10-8	W
March 26	vs. Western Illinois	4-0	W
March 30	at Indiana	3-2	W
April 2	Ohio State	7-5	W
April 2	Ohio State	7-4	W
April 3	Ohio State	15-4	W
April 3	Ohio State	6-14	L
April 5	Eastern Illinois	7-6	W
April 9	at Michigan State	0-3	L
April 9	at Michigan State	1-6	L
April 10	at Michigan State	3-1	W
April 10	at Michigan State	2-4	L
April 13	at Purdue	2-8	L
April 13	at Purdue	2-3	L
April 16	at Iowa	2-1	W
April 16	at Iowa	8-4	W
April 17	at Iowa	5-2	W
April 17	at Iowa	7-4	W
April 19	at Eastern Illinois	6-3	W
April 20	Purdue	4-6	L
April 20	Purdue	2-6	L
April 24	at Wisconsin	3-0	W
April 24	at Wisconsin	1-4	L
April 25	at Wisconsin	1-6	L
April 25	at Wisconsin	1-3	L
April 26	Indiana State	5-15	L
April 30	Minnesota	4-2	W
April 30	Minnesota	0-5	L
May 1	Minnesota	1-4	L
May 1	Minnesota	1-2	L
May 4	Saint Louis	10-1	W
May 7	at Northwestern	2-6	L
May 7	at Northwestern	1-0	W
May 8	at Northwestern	8-0	W
May 8	at Northwestern	4-6	L
May 12	at Bradley	1-8	L

1989 // 42-16 // 17-11 (T-2nd)

Feb. 22	at UNLV	0-3	L
Feb. 23	vs. Lewis & Clark	6-8	L
Feb. 24	vs. U.S. International	17-6	W
Feb. 25	vs. Lewis & Clark	15-3	W
Feb. 26	at UNLV	6-7	L
March 3	vs. Maine	11-1	W
March 5	vs. Maine	7-3	W
March 11	vs. Eastern Illinois	7-6	W
March 11	at Murray State	10-6	W
March 12	vs. Eastern Illinois	10-6	W
March 12	at Murray State	5-4	W
March 18	vs. Pace	3-1	W
March 18	vs. Western Kentucky	7-6	W
March 19	vs. Western Kentucky	6-1	W
March 19	vs. Western Kentucky	4-1	W
March 20	vs. Rutgers	4-0	W
March 21	vs. Florida International	10-8	W
March 23	vs. St. Francis (N.Y)	12-6	W
March 23	vs. Florida Atlantic	12-10	W
March 29	at Indiana State	8-6	W
April 1	at Ohio State	14-9	W
April 1	at Ohio State	5-13	L
April 2	at Ohio State	5-3	W
April 2	at Ohio State	0-8	L
April 5	Illinois State	13-2	W
April 9	Michigan State	3-2	W
April 9	Michigan State	13-0	W
April 10	Michigan State	6-0	W
April 10	Michigan State	4-3	W
April 11	Eastern Illinois	8-3	W
April 15	Iowa	4-5	L
April 15	Iowa	2-7	L
April 16	Iowa	13-3	W
April 16	Iowa	14-13	W
April 19	Illinois-Chicago	4-2	W
April 22	Purdue	5-2	W
April 22	Purdue	10-3	W
April 23	at Purdue	1-2	L
April 23	at Purdue	2-3	L
April 26	Indiana State	13-12	W
April 30	at Minnesota	11-7	W
April 30	at Minnesota	7-4	W
May 1	at Minnesota	0-17	L
May 1	at Minnesota	4-3	W
May 3	Wisconsin	4-5	L
May 3	Wisconsin	6-18	L
May 7	Northwestern	3-0	W
May 7	Northwestern	3-2	W
May 8	at Northwestern	2-3	L
May 8	at Northwestern	0-4	L
May 10	at Wisconsin	19-8	W
May 10	at Wisconsin	8-6	W

Big Ten Tournament at Ann Arbor, Mich.

May 18	vs. Iowa	8-7	W
May 19	vs. Michigan	7-1	W
May 21	vs. Michigan	2-0	W

NCAA Northeast Regional at Waterbury, Conn.

May 25	vs. Pennsylvania	1-7	L
May 26	vs. Lemoyne	7-0	W
May 28	vs. Arkansas	2-9	L

1990 // 43-21 // 19-9 (T-2nd)

Feb. 17	vs. Central Florida	10-4	W
Feb. 18	vs. Houston	10-3	W
Feb. 18	vs. Long Beach State	3-12	L
Feb. 19	vs. Long Beach State	3-4	L
Feb. 22	vs. UNLV	6-9	L
Feb. 23	vs. Oklahoma	8-5	W
Feb. 23	vs. Michigan	2-6	L
Feb. 24	vs. Oklahoma	9-2	W
Feb. 25	vs. Michigan	10-3	W
March 2	at Texas	2-8	L
March 3	at Texas	14-4	W
March 4	at Texas	6-3	W
March 9	at Tulane	16-6	W
March 10	at New Orleans	8-4	W
March 10	at New Orleans	4-7	L
March 11	at New Orleans	4-5	L
March 17	at UCLA	9-14	L
March 18	vs. Utah	10-3	W
March 18	at Long Beach State	9-8	W
March 19	vs. Utah	10-5	W
March 22	at Cal State Fullerton	10-4	W
March 23	at UC-Irvine	3-4	L
March 28	Western Illinois	3-2	W
April 1	at Purdue	10-7	W
April 1	at Purdue	14-5	W
April 3	Purdue	9-2	W
April 3	Purdue	4-0	W
April 4	at Illinois State	14-5	W
April 7	Minnesota	8-4	W
April 7	Minnesota	7-6	W
April 8	Minnesota	5-4	W
April 8	Minnesota	1-14	L
April 12	Eastern Illinois	22-9	W
April 14	at Wisconsin	7-1	W
April 14	at Wisconsin	0-1	L
April 15	at Wisconsin	20-5	W
April 15	at Wisconsin	10-4	W
April 17	at Eastern Illinois	17-12	W
April 18	Indiana State	15-5	W
April 21	Michigan	0-2	L
April 21	Michigan	3-2	W
April 22	Michigan	4-3	W
April 22	Michigan	4-5	L
April 25	at Indiana State	6-8	L
April 27	at Iowa	8-9	L
April 28	at Iowa	9-10	L
April 28	at Iowa	4-6	L
April 29	at Iowa	3-4	L
May 2	at Illinois-Chicago	5-2	W
May 3	at Northwestern	9-5	W
May 3	at Northwestern	12-0	W
May 6	at Northwestern	9-0	W
May 6	at Northwestern	12-3	W
May 13	Indiana	8-4	W

ALL-TIME SCORES

May 13	Indiana	3-1	W
May 14	Indiana	4-8	L
May 14	Indiana	19-12	W

Big Ten Tournament at Iowa City, Iowa

May 17	Minnesota	11-5	W
May 18	Iowa	11-7	W
May 19	Ohio State	14-10	W

NCAA South II Regional at Starkville, Miss.

May 24	Central Michigan	8-6	W
May 25	Mississippi State	3-5	L
May 26	Brigham Young	8-5	W
May 26	Florida State	4-6	L



"ITCH" JONES
15 YEARS, 474-373-1

BIG TEN TITLES: 1998 // 2005
BIG TEN TOURNAMENT TITLE: 2000
NCAA REGIONALS: 1998 // 2000

1991 // 26-30 // 13-15 (7th)

Feb. 22	at Central Florida	6-7	L
Feb. 23	at Central Florida	9-10	L
Feb. 24	at Central Florida	15-8	W
March 1	at Texas	1-10	L
March 2	at Texas	2-7	L
March 3	at Texas	5-12	L
March 9	vs. Washington	4-2	W
March 10	vs. Kansas State	5-9	L
March 10	at Texas A&M	2-3	L
March 11	vs. Kansas State	3-2	W
March 12	vs. Washington	1-8	L
March 12	at Texas A&M	4-9	L
March 16	Northern Illinois	15-0	W
March 16	Northern Illinois	13-0	W
March 23	vs. Loyola Marymount	2-18	L
March 23	at UNLV	7-12	L
March 24	vs. Loyola Marymount	5-9	L
March 24	at UNLV	4-5	L
March 26	at Alabama	4-1	W
March 27	at Alabama	0-1	L
March 30	Wisconsin	8-7	W
March 30	Wisconsin	8-6	W
March 31	Wisconsin	11-10	W
March 31	Wisconsin	5-11	L
April 3	Northeastern Illinois	14-3	W
April 6	at Indiana	3-5	L
April 6	at Indiana	16-11	W
April 7	at Indiana	5-6	L
April 7	at Indiana	6-13	L
April 10	at Indiana State	4-2	W
April 11	Western Illinois	1-6	L
April 13	at Michigan	2-6	L
April 13	at Michigan	1-12	L
April 15	at Michigan	1-4	L
April 15	at Michigan	5-0	W
April 17	at Purdue	8-3	W
April 17	at Purdue	4-5	L
April 20	Northwestern	0-3	L
April 20	Northwestern	3-4	L
April 21	Northwestern	3-5	L
April 21	Northwestern	11-5	W
April 24	Bradley	13-9	W
April 25	Chicago State	16-13	W
April 27	at Minnesota	4-3	W
April 27	at Minnesota	0-1	L
April 28	at Minnesota	2-5	L
April 28	at Minnesota	10-9	W
April 30	Illinois-Chicago	28-17	W
May 1	Eastern Illinois	5-4	W
May 1	Eastern Illinois	9-8	W
May 5	Purdue	6-9	L
May 5	Purdue	19-7	W
May 11	Iowa	7-12	L
May 11	Iowa	12-2	W
May 12	Iowa	5-4	W
May 12	Iowa	7-1	W

1992 // 36-20 // 16-12 (4th)

Feb. 21	vs. Sam Houston State	1-3	L
Feb. 22	vs. Sam Houston State	6-1	W
Feb. 23	at Texas-Pan American	2-3	L
Feb. 28	at Cal State Fullerton	5-12	L
Feb. 29	at Cal State Fullerton	6-12	L
March 1	at Cal State Fullerton	4-7	L
March 8	vs. Pace	6-2	W
March 9	vs. Pace	8-4	W
March 10	at Miami	14-5	W
March 11	at Miami	1-7	L
March 13	vs. Southern Illinois	5-0	W
March 14	vs. Southern Illinois	8-4	W
March 17	Eastern Illinois	4-2	W
March 21	Northern Illinois	16-7	W
March 21	Northern Illinois	4-3	W
March 24	at Illinois State	12-2	W
March 25	at Bradley	5-3	W
March 27	Penn State	5-0	W
March 28	Penn State	2-0	W
March 28	Penn State	6-4	W
March 29	Penn State	4-1	W
March 31	Western Illinois	4-3	W
April 5	at Ohio State	4-5	L
April 5	at Ohio State	5-11	L
April 6	at Ohio State	3-7	L
April 6	at Ohio State	2-11	L
April 7	Illinois State	9-1	W
April 8	Illinois-Chicago	7-0	W
April 9	Northeastern Illinois	11-1	W
April 11	at Iowa	0-1	L
April 11	at Iowa	16-2	W
April 12	at Iowa	6-5	W
April 12	at Iowa	4-2	W
April 14	at Indiana State	8-6	W
April 15	at Notre Dame	7-2	W
April 17	Minnesota	1-2	L
April 17	Minnesota	14-12	W
April 18	Minnesota	4-10	L
April 19	Minnesota	5-13	L
April 21	Notre Dame	13-12	W
April 24	Purdue	4-0	W
April 24	Purdue	2-1	W
April 25	at Purdue	17-8	W
April 25	at Purdue	12-5	W
April 28	Indiana State	5-3	W
April 29	Northwestern	8-14	L
April 29	Northwestern	13-6	W
May 1	Indiana	8-11	L
May 1	Indiana	11-10	W
May 2	Indiana	8-7	W
May 2	Indiana	8-11	L
May 6	at Northwestern	0-4	L
May 6	at Northwestern	10-7	W

Big Ten Tournament at Columbus, Ohio

May 14	Ohio State	10-5	W
May 15	Minnesota	3-4	L
May 16	Michigan State	2-4	L

1993 // 32-23 // 12-16 (T-8th)

Feb. 12	at Miami	2-8	L
Feb. 13	at Miami	3-4	L
Feb. 14	at Miami	6-4	W
Feb. 27	vs. Tennessee	13-1	W
Feb. 27	at Central Florida	5-0	W
Feb. 28	at Central Florida	0-2	L
March 5	at Hawaii	8-6	W
March 6	at Hawaii	8-6	W
March 7	at Hawaii	5-11	L
March 9	at Hawaii-Pacific	12-7	W
March 10	at Hawaii-Pacific	6-7	L
March 12	at Hawaii-Hilo	12-2	W
March 12	at Hawaii-Hilo	5-3	W
March 13	at Hawaii-Hilo	9-2	W
March 25	Western Illinois	5-1	W
March 25	Western Illinois	6-1	W
March 27	Iowa	4-6	L
March 27	Iowa	0-4	L
March 28	Iowa	2-1	W
March 28	Iowa	8-13	L
March 30	Northeastern Illinois	14-4	W
March 30	Northeastern Illinois	10-0	W
April 3	at Indiana	6-4	W
April 3	at Indiana	10-7	W
April 4	at Indiana	6-7	L
April 4	at Indiana	6-0	W
April 6	at Notre Dame	11-4	W
April 8	Creighton	10-11	L
April 10	at Northwestern	1-2	L
April 10	at Northwestern	2-1	W
April 11	at Northwestern	5-3	W
April 11	at Northwestern	4-11	L
April 13	at Indiana State	9-2	W
April 17	Ohio State	1-5	L
April 17	Ohio State	3-2	W
April 18	Ohio State	10-14	L
April 18	Ohio State	3-9	L
April 20	Illinois State	10-7	W
April 21	at Illinois State	15-7	W
April 22	Eastern Illinois	17-8	W
April 24	Purdue	3-10	L
April 24	Purdue	10-9	W
April 25	Purdue	4-8	L
April 25	Purdue	4-7	L
April 27	Indiana State	8-11	L
April 30	at Penn State	1-11	L
May 1	at Penn State	1-5	L
May 1	at Penn State	7-2	W
May 2	at Penn State	8-6	W
May 4	Chicago State	16-8	W
May 4	at Illinois-Chicago	3-2	W
May 15	at Minnesota	4-3	W
May 15	at Minnesota	4-1	W
May 16	at Minnesota	4-7	L
May 16	at Minnesota	5-6	L

1994 // 26-26 // 12-16 (T-7th)

Feb. 18	at Texas-Pan American	9-2	W
Feb. 19	at Texas-Pan American	5-6	L
Feb. 20	at Texas-Pan American	7-4	W
Feb. 25	at South Carolina	3-10	L
Feb. 26	at South Carolina	7-16	L
Feb. 27	at South Carolina	0-6	L
March 5	at Miami	1-7	L
March 6	at Miami	2-6	L
March 7	vs. Pace	14-1	W
March 9	vs. Georgetown	14-3	W
March 10	vs. Pace	7-4	W
March 12	vs. Providence	10-4	W
March 15	Eastern Illinois	21-4	W
March 18	Western Michigan	30-5	W
March 22	Butler	17-11	W
March 23	at Bradley	22-14	W
March 26	Michigan State	6-10	L
March 27	Michigan State	1-3	L
March 27	Michigan State	2-6	L
March 28	Michigan State	9-5	W
March 29	at Southern Illinois	16-11	W
March 30	Western Illinois	9-8	W
April 1	Minnesota	8-12	L
April 2	Minnesota	9-8	W
April 2	Minnesota	5-8	L
April 3	Minnesota	0-14	L
April 9	at Ohio State	2-9	L
April 9	at Ohio State	15-4	W
April 10	at Ohio State	3-6	L
April 10	at Ohio State	2-6	L
April 13	at Indiana State	2-8	L
April 16	Northwestern	21-3	W
April 16	Northwestern	11-4	W
April 17	Northwestern	2-3	L
April 17	Northwestern	12-1	W
April 19	at Illinois State	6-9	L
April 20	Illinois State	3-6	L
April 23	at Purdue	3-5	L
April 23	at Purdue	4-3	W
April 24	at Purdue	3-4	L
April 24	at Purdue	6-0	W
May 1	at Iowa	5-6	L
May 1	at Iowa	7-8	L
May 2	at Iowa	7-4	W
May 2	at Iowa	11-9	W
May 3	at Bradley	8-4	W
May 4	Southern Illinois	5-10	L
May 11	MacMurray	17-0	W
May 15	Michigan	12-13	L
May 15	Michigan	8-5	W
May 16	Michigan	4-1	W
May 16	Michigan	6-8	L

1995 // 25-31 // 14-14 (T-5th)

Feb. 24	vs. Texas-San Antonio	8-6	W
Feb. 24	at Texas-Pan American	7-0	W
Feb. 25	vs. Texas-San Antonio	4-6	L
Feb. 26	at Texas-Pan American	2-4	L
March 3	at Miami	2-4	L
March 4	at Miami	0-16	L
March 5	at Miami	7-4	W
March 10	vs. New Mexico	0-6	L
March 11	vs. Alabama	2-6	L
March 11	at Texas A&M	11-3	W
March 12	at Texas A&M	3-10	L
March 13	vs. Alabama	3-10	L
March 13	vs. New Mexico	4-3	W
March 15	at Southwest Texas State	0-6	L
March 17	at Texas-San Antonio	3-0	W
March 18	at Texas-San Antonio	6-8	L
March 21	at Eastern Illinois	5-6	L
March 22	Eastern Illinois	3-6	L
March 25	Purdue	10-8	W
March 25	Purdue	1-2	L
March 26	Purdue	4-5	L
March 26	Purdue	2-3	L
March 28	at Southern Illinois	8-12	L
March 29	Western Illinois	2-0	W
April 1	at Michigan	0-9	L
April 1	at Michigan	5-4	W
April 2	at Michigan	9-3	W
April 2	at Michigan	4-1	W
April 5	Bradley	6-4	W
April 7	at Minnesota	0-1	L
April 8	at Minnesota	0-3	L
April 9	at Minnesota	0-2	L
April 9	at Minnesota	2-1	W
April 11	at Notre Dame	4-15	L
April 12	Indiana State	9-3	W
April 15	Iowa	2-6	L
April 15	Iowa	14-6	W
April 16	Iowa	11-3	W
April 16	Iowa	4-3	W
April 18	at Illinois State	6-13	L
April 19	Illinois State	5-10	L
April 22	at Northwestern	1-0	W
April 22	at Northwestern	1-2	L
April 23	at Northwestern	4-3	W
April 23	at Northwestern	1-9	L
April 25	at Illinois-Chicago	9-1	W
April 29	Ohio State	1-4	L
April 29	Ohio State	3-1	W
April 30	Ohio State	7-4	W
April 30	Ohio State	0-3	L
May 2	Southern Illinois	0-11	L
May 11	Chicago State	8-4	W
May 13	at Michigan State	12-10	W
May 13	at Michigan State	4-10	L
May 14	at Michigan State	2-7	L
May 14	at Michigan State	22-10	W

1996 // 37-22 // 17-10 (3rd)

Feb. 23	at Houston	8-4	W
Feb. 24	at Houston	4-7	L
Feb. 25	at Houston	6-8	L
March 1	at Miami	10-14	L
March 2	at Miami	0-10	L
March 3	at Miami	4-6	L
March 8	vs. Indiana State	6-2	W
March 8	at New Mexico State	12-11	W
March 9	at New Mexico State	9-11	L
March 10	vs. Pace	18-2	W
March 11	vs. Pace	26-11	W
March 13	vs. Portland	31-10	W
March 14	vs. Providence	3-16	L
March 15	vs. Portland	23-8	W
March 16	vs. Providence	4-2	W
March 23	Michigan State	7-1	W
March 23	Michigan State	5-3	W
March 24	Michigan State	6-5	W
March 24	Michigan State	11-2	W
March 26	at Southern Illinois	8-10	L
March 27	Western Illinois	4-3	W
March 29	Penn State	6-13	L
March 30	Penn State	3-0	W
March 30	Penn State	5-10	L
April 2	Illinois-Chicago	27-9	W
April 3	Bradley	16-17	L
April 6	at Purdue	8-13	L
April 6	at Purdue	6-1	W
April 7	at Purdue	12-9	W
April 7	at Purdue	11-7	W
April 9	Eastern Illinois	4-5	L
April 10	at Indiana State	7-4	W
April 13	Ohio State	3-2	W
April 13	Ohio State	7-15	L
April 14	Ohio State	8-5	W
April 14	Ohio State	4-3	W
April 16	Illinois State	6-5	W
April 17	Indiana State	8-6	W
April 20	at Indiana	7-0	W
April 20	at Indiana	7-8	L
April 21	at Indiana	7-8	L
April 21	at Indiana	11-2	W
April 23	Notre Dame	13-3	W
April 24	Chicago State	19-6	W
April 26	at Minnesota	5-6	L
April 26	at Minnesota	8-11	L
April 27	at Minnesota	14-1	W
April 28	at Minnesota	2-5	L
April 30	Southern Illinois	8-7	W
May 1	at Illinois State	13-2	W
May 11	at Northwestern	4-1	W
May 11	at Northwestern	4-3	W
May 12	at Northwestern	9-2	W
May 12	at Northwestern	1-4	L

Big Ten Tournament at State College, Pa.

May 16	Indiana	3-6	L
May 17	Michigan	7-4	W
May 18	Penn State	11-3	W
May 18	Indiana	8-5	W
May 19	Indiana	4-6	L

1997 // 32-27 // 17-11 (T-3rd)

Feb. 21	at Texas-Pan American	2-3	L
Feb. 22	at Texas-Pan American	2-5	L
Feb. 22	at Texas-Pan American	1-3	L
Feb. 23	at Texas-Pan American	6-3	W
Feb. 28	at Alabama	2-9	L
March 1	at Alabama	3-5	L
March 2	at Alabama	5-6	L
March 7	vs. UAB	6-4	W
March 8	vs. Troy State	11-4	W
March 9	vs. Kent State	12-4	W
March 15	at Miami	2-5	L
March 15	at Miami	1-12	L
March 16	at Miami	2-3	L
March 19	Western Michigan	3-0	W

ALL-TIME SCORES

March 19	Western Michigan	5-4	W
March 21	Michigan State	19-6	W
March 22	Michigan State	4-1	W
March 22	Michigan State	6-7	L
March 23	Michigan State	10-5	W
March 26	Western Illinois	8-5	W
March 26	Western Illinois	10-6	W
March 28	at Indiana	6-9	L
March 29	at Indiana	1-3	L
March 29	at Indiana	11-5	W
March 30	at Indiana	3-2	W
April 1	IUPUI	3-1	W
April 2	Bradley	5-7	L
April 4	Purdue	8-7	W
April 5	Purdue	2-4	L
April 5	Purdue	8-12	L
April 6	Purdue	11-18	L
April 8	at Eastern Illinois	7-8	L
April 9	at Indiana State	0-1	L
April 11	Ohio State	0-3	L
April 12	Ohio State	2-1	W
April 12	Ohio State	2-3	L
April 13	Ohio State	11-5	W
April 15	Indiana State	5-10	L
April 16	Southern Illinois	13-15	L
April 18	at Penn State	8-13	L
April 19	at Penn State	7-8	L
April 19	at Penn State	11-5	W
April 20	at Penn State	3-13	L
April 22	at Illinois State	10-5	W
April 23	at Illinois State	6-2	W
April 25	at Minnesota	5-4	W
April 26	at Minnesota	5-3	W
April 26	at Minnesota	5-1	W
April 27	at Minnesota	9-4	W
April 29	Chicago State	14-3	W
April 30	at Illinois-Chicago	11-0	W
May 2	Northwestern	11-5	W
May 3	Northwestern	8-2	W
May 3	Northwestern	4-2	W
May 4	Northwestern	11-2	W
May 6	Butler	5-1	W

Big Ten Tournament at Ann Arbor, Mich.

May 15	vs. Michigan	4-8	L
May 16	vs. Purdue	8-3	W
May 17	vs. Michigan	5-7	L

1998 // 42-21 // 19-5 (1st)

Feb. 20	at TCU	4-9	L
Feb. 21	at TCU	3-5	L
Feb. 22	at TCU	4-6	L
Feb. 27	at Houston	2-9	L
Feb. 28	at Houston	2-10	L
March 1	at Houston	6-11	L
March 6	vs. Furman	12-5	W
March 6	vs. Miami	1-15	L
March 7	vs. Florida International	14-6	W
March 8	vs. Miami	7-12	L
March 13	vs. Siena	17-7	W
March 14	vs. Radford	6-5	W
March 14	vs. Troy State	8-5	W
March 15	vs. Troy State	4-6	L
March 19	Western Michigan	6-0	W
March 22	Anderson	4-1	W
March 22	Anderson	4-3	W
March 23	Olivet Nazarene	18-2	W
March 24	at Indiana State	8-12	L
March 25	at Southern Illinois	7-5 (12)	W
March 27	Michigan	20-3	W
March 28	Michigan	14-4	W
March 28	Michigan	0-6	L
March 29	Michigan	11-8	W
April 1	at Bradley	8-7 (10)	W
April 4	Northwestern	8-0	W
April 4	Northwestern	8-0	W
April 5	Northwestern	5-4	W
April 5	Northwestern	9-2	W
April 7	Eastern Illinois	12-3	W
April 8	Western Illinois	18-2	W
April 10	at Ohio State	2-1	W
April 11	at Ohio State	2-1	W
April 11	at Ohio State	2-3	L
April 12	at Ohio State	5-8	L
April 14	Indiana State	9-16	L
April 15	at Illinois State	4-3	W
April 17	Minnesota	5-4	W
April 18	Minnesota	6-10	L
April 18	Minnesota	2-0	W
April 19	Minnesota	9-11 (12)	L
April 21	Chicago State	13-7	W
April 22	Illinois-Chicago	8-0	W
April 24	Iowa	16-4	W
April 25	Iowa	9-5	W
April 26	Iowa	10-8	W
April 26	Iowa	10-0	W
April 28	Illinois State	7-8	L
May 2	at Purdue	4-2	W
May 2	at Purdue	11-8	W
May 3	at Purdue	5-1	W
May 3	at Purdue	9-5	W
May 5	Greenville	25-1	W
May 11	SIU-Edwardsville	10-0	W

Big Ten Tournament at Champaign, Ill.

May 14	vs. Penn State	2-5	L
May 15	vs. Ohio State	9-8	W
May 16	vs. Penn State	11-5	W
May 16	vs. Minnesota	8-9	L

NCAA South I Regional at Gainesville, Fla.

May 21	vs. Wake Forest	12-14	L
May 22	vs. Monmouth (N.J.)	12-2	W
May 23	vs. Baylor	8-7 (13)	W
May 24	vs. Wake Forest	13-4	W
May 24	vs. Florida	6-7 (11)	L

1999 // 34-22 // 15-12 (3rd)

Feb. 26	at Texas-San Antonio	6-7	L
Feb. 27	at Texas-San Antonio	11-3	W
Feb. 28	at Texas-San Antonio	9-6	W
March 6	at Kentucky	15-7	W
March 6	vs. Indiana	16-10	W
March 10	at Southern Illinois	0-11	L
March 12	vs. Central Michigan	6-5	W
March 12	vs. Duquesne	9-6	W
March 13	vs. Duquesne	6-7	L
March 15	vs. Florida A&M	12-5	W
March 16	vs. Jacksonville	0-8	L
March 17	vs. Jacksonville	5-4	W
March 18	vs. North Florida	12-11	W
March 20	vs. Akron	7-12	L
March 24	Southern Illinois	12-13	L
March 26	Michigan State	6-0	W
March 27	Michigan State	7-4	W
March 27	Michigan State	6-5	W
March 28	Michigan State	19-15	W
March 31	MacMurray	16-4	W
April 2	at Michigan	6-5	W
April 3	at Michigan	5-6	L
April 3	at Michigan	0-7	L
April 4	at Michigan	7-0	W
April 6	Bradley	8-7	W
April 7	Western Illinois	24-16	W
April 10	at Northwestern	0-1	L
April 10	at Northwestern	1-2	L
April 11	at Northwestern	7-6	W
April 11	at Northwestern	6-9	L
April 13	at Illinois State	2-8	L
April 14	Indiana State	8-2	W
April 17	Ohio State	8-11	L
April 17	Ohio State	10-12	L
April 18	Ohio State	4-10	L
April 18	Ohio State	6-9	L
April 20	Eastern Illinois	21-11	W
April 23	at Iowa	8-3	W
April 24	at Iowa	12-4	W
April 24	at Iowa	3-2	W
April 25	at Iowa	4-3	W
April 27	Illinois State	7-6	W
April 28	at Indiana State	4-10	L
April 30	at Minnesota	7-6	W
May 1	at Minnesota	2-3	L
May 1	at Minnesota	2-5	L
May 2	at Minnesota	3-7	L
May 4	Western Michigan	11-6	W
May 5	Western Michigan	13-6	W
May 11	Illinois Wesleyan	17-0	W
May 15	Purdue	9-6	W
May 16	Purdue	12-7	W
May 16	Purdue	11-9	W

Big Ten Tournament at Columbus, Ohio

May 20	vs. Minnesota	12-9	W
May 21	vs. Michigan	6-7	L
May 22	vs. Minnesota	3-9	L

2000 // 41-23 // 17-11 (T-3rd)

Feb. 25	at Texas-Pan American	25-5	W
Feb. 26	at Texas-Pan American	13-12	W
Feb. 27	at Texas-Pan American	9-2	W
March 3	at Houston	4-3	W
March 4	at Houston	1-9	L
March 5	at Houston	11-9	W
March 10	vs. Duquesne	9-8	W
March 11	vs. St. John's	6-5	W
March 12	vs. Notre Dame	1-5	L
March 13	vs. Iowa	6-2	W
March 14	vs. Rider	5-6	L
March 15	at Jacksonville	4-12	L
March 16	at North Florida	16-6	W
March 17	vs. Butler	3-4	L
March 18	vs. Notre Dame	3-12	L
March 22	IPFW	3-1	W
March 24	Iowa	15-1	W
March 25	Iowa	9-7	W
March 25	Iowa	10-8	W
March 26	Iowa	4-5	L
March 28	at Southern Illinois	15-5	W
March 29	Ball State	3-0	W
March 31	at Northwestern	5-0	W
April 1	at Northwestern	6-5	W
April 1	at Northwestern	2-1	W
April 2	at Northwestern	5-2	W
April 5	Western Michigan	10-9	W
April 5	Western Michigan	6-12	L
April 7	Michigan	9-4	W
April 8	Michigan	1-4	L
April 8	Michigan	3-2	W
April 9	Michigan	7-4	W
April 11	at Illinois State	8-9	L
April 12	Indiana State	8-2	W
April 14	at Michigan State	9-7	W
April 15	at Michigan State	8-2	W
April 15	at Michigan State	3-5	L
April 16	at Michigan State	15-6	W
April 18	at Eastern Illinois	0-1	L
April 21	at Purdue	3-4	L
April 22	at Purdue	2-9	L
April 22	at Purdue	1-2	L
April 23	at Purdue	3-10	L
April 25	Illinois State	13-8	W
April 26	at Indiana State	8-3	W
April 28	Ohio State	5-2	W
April 29	Ohio State	4-6	L
April 29	Ohio State	1-6	L
April 30	Ohio State	6-3	W
May 3	Southern Illinois	7-0	W
May 4	MacMurray	11-2	W
May 8	St. Joseph's	32-0	W
May 13	at Indiana	4-5	L
May 13	at Indiana	9-3	W
May 14	at Indiana	5-6	L
May 14	at Indiana	7-1	W

Big Ten Tournament at Minneapolis, Minn.

May 17	vs. Purdue	6-2	W
May 19	vs. Penn State	5-3	W
May 20	vs. Penn State	0-6	L
May 20	vs. Ohio State	4-0	W
May 21	vs. Penn State	5-3	W

NCAA Clemson Regional at Clemson, S.C.

May 26	vs. Old Dominion	3-1	W
May 27	vs. Clemson	3-9	L
May 27	vs. Middle Tennessee St.	3-4	L

2001 // 29-28 // 13-14 (5th)

Feb. 17	at Troy State	5-9	L
Feb. 18	at Troy State	3-13	L
Feb. 23	vs. Brigham Young	7-1	W
Feb. 24	vs. Washington	10-9	W
Feb. 25	vs. Kentucky	2-6	L
March 2	vs. West Virginia	4-3	W
March 3	vs. Illinois State	4-1	W
March 4	at Louisville	6-3	W
March 9	at San Jose State	2-3	L
March 10	at San Jose State	1-4	L
March 12	vs. Portland	5-11	L
March 13	vs. Miami (Ohio)	10-7	W
March 14	vs. Bucknell	18-6	W
March 15	vs. New Mexico	6-5	W
March 16	vs. Notre Dame	5-9	L
March 17	at Fresno State	4-14	L
March 20	at Indiana State	1-4	L
March 23	Michigan State	10-1	W
March 24	Michigan State	7-13	L
March 24	Michigan State	8-13	L
March 27	IPFW	2-1	W
March 28	at Southern Illinois	10-6	W
March 30	Northwestern	5-2	W
March 31	Northwestern	19-10	W
April 1	Northwestern	7-3	W
April 1	Northwestern	5-12	L
April 3	Western Michigan	4-3	W
April 4	Western Michigan	10-3	W
April 6	at Ohio State	6-11	L
April 7	at Ohio State	5-6	L
April 7	at Ohio State	2-5	L
April 8	at Ohio State	9-6	W
April 10	at Illinois State	9-5	W
April 11	Indiana State	8-12	L
April 13	at Iowa	8-3	W
April 14	at Iowa	0-2	L
April 14	at Iowa	0-7	L
April 15	at Iowa	4-3	W
April 18	at Illinois-Chicago	5-6	L
April 20	Purdue	11-4	W
April 21	Purdue	2-5	L
April 21	Purdue	2-16	L
April 22	Purdue	8-9	L
April 24	Illinois State	3-7	L
April 25	Western Illinois	20-5	W
April 27	at Michigan	10-11	L
April 28	at Michigan	5-7	L
April 28	at Michigan	3-2	W
April 29	at Michigan	5-1	W
May 2	Southern Illinois	7-3	W
May 11	Indiana	6-5	W
May 12	Indiana	3-2	W
May 12	Indiana	3-10	L
May 13	Indiana	8-5	W

Big Ten Tournament at Columbus, Ohio

May 17	vs. Purdue	9-5	W
May 19	vs. Minnesota	11-15	L
May 19	vs. Ohio State	0-10	L

2002 // 32-19 // 14-15 (T-6th)

Feb. 22	at Texas-Pan American	8-3	W
Feb. 23	at Texas-Pan American	6-8	L
Feb. 24	at Texas-Pan American	10-9	W
March 9	vs. Kent State	5-4	W
March 9	at Louisville	6-5	W
March 15	vs. Bucknell	5-1	W
March 16	vs. Northeastern	19-8	W
March 18	vs. Dartmouth	14-1	W
March 19	vs. Wright State	5-4	W
March 20	vs. Massachusetts	6-5	W
March 24	Wisconsin-Milwaukee	2-1	W
March 30	at Indiana	6-4	W
March 30	at Indiana	2-9	L
March 31	at Indiana	0-4	L
March 31	at Indiana	3-5	L
April 2	Western Michigan	14-1	W
April 3	Western Michigan	16-7	W
April 5	Purdue	2-6	L
April 6	Purdue	2-5	L
April 6	Purdue	5-1	W
April 7	Purdue	10-7	W
April 9	Western Illinois	13-0	W
April 10	at Indiana State	9-11	L
April 12	Michigan	1-0	W
April 13	Michigan	0-10	L
April 13	Michigan	3-5	L
April 14	Michigan	12-11	W
April 16	at Eastern Illinois	5-4	W
April 19	at Minnesota	9-6	W
April 20	at Minnesota	7-5	W
April 20	at Minnesota	1-9	L
April 23	Illinois College	6-0	W
April 26	Northwestern	2-9	L
April 28	Northwestern	1-3	L
April 28	Northwestern	5-4	W
April 30	Illinois State	7-6	W
May 3	at Michigan State	3-2	W
May 4	at Michigan State	2-3	L
May 4	at Michigan State	8-4	W
May 5	at Michigan State	9-1	W
May 10	Penn State	3-1	W
May 11	Penn State	2-1	L
May 11	Penn State	4-1	W
May 13	Blackburn	4-0	W
May 13	Blackburn	6-1	W
May 14	at Illinois State	3-5	L
May 15	at Bradley	2-6	L
May 17	at Iowa	5-4	W
May 18	at Iowa	4-6	L
May 18	at Iowa	5-8	L
May 19	at Iowa	3-5	L

2003 // 27-26 // 12-19 (8th)

Feb. 21	vs. Kansas State	10-7	W
March 7	at Louisville	18-9	W
March 8	at Louisville	11-3	W
March 9	at Louisville	0-1	L
March 14	vs. Iona	5-1	W
March 15	at Texas-Pan American	4-0	W
March 16	vs. Prairie View	13-0	W
March 19	Northern Illinois	10-12	L
March 21	vs. Vermont	4-2 (10)	W
March 22	vs. Eastern Kentucky	9-3	W
March 23	vs. Ohio State	4-1	W
March 24	vs. Ohio State	5-2	W
March 25	vs. Ohio State	3-6	L
March 29	Indiana	0-4	L
March 29	Indiana	9-2	W
March 30	Indiana	7-2	W
March 30	Indiana	3-4	L
April 1	Western Michigan	5-2	W
April 2	Western Michigan	11-13	L
April 5	at Purdue	3-5	L
April 5	at Purdue	5-2	W
April 6	at Purdue	6-7	L
April 6	at Purdue	3-4	L
April 8	Indiana State	0-4	L
April 9	MacMurray	9-4	W
April 11	at Michigan	5-3	W
April 12	at Michigan	8-7	W
April 12	at Michigan	13-6	W
April 13	at Michigan	3-4	L
April 15	Bradley	8-12	L
April 18	Minnesota	0-7	L
April 19	Minnesota	4-2	W

ALL-TIME SCORES

April 19	Minnesota	21-2	W
April 20	Minnesota	6-7	L
April 22	Illinois State	6-14	L
April 25	at Northwestern	5-6	L
April 26	at Northwestern	3-7	L
April 26	at Northwestern	1-4	L
April 27	at Northwestern	3-4	L
April 30	IPFW	9-1	W
April 30	IPFW	19-5	W
May 2	Michigan State	3-9	L
May 3	Michigan State	5-4 (9)	W
May 3	Michigan State	3-5	L
May 7	Eastern Illinois	10-2	W
May 9	at Penn State	1-4	L
May 10	at Penn State	2-3	L
May 10	at Penn State	3-0	W
May 11	at Penn State	0-2	L
May 16	Iowa	4-6 (10)	L
May 17	Iowa	4-5 (10)	L
May 17	Iowa	9-3	W
May 18	Iowa	6-4	W

2004 // 22-33 // 11-21 (9TH)

Feb. 27	vs. Western Kentucky	4-0	W
Feb. 28	vs. Western Kentucky	10-0	W
Feb. 28	at Mississippi State	6-9	L
Feb. 29	at Mississippi State	3-9	L
March 5	at South Florida	5-11	L
March 6	at South Florida	4-10	L
March 7	at South Florida	8-2	W
March 12	vs. Texas Tech	1-4	L
March 13	vs. Texas State	1-2	L
March 20	at Winthrop	6-8 (11)	L
March 21	at Winthrop	6-3	W
March 22	at Winthrop	2-9	L
March 23	at Charlotte	5-8	L
March 24	at North Carolina A&T	8-9	L
March 25	vs. North Carolina A&T	6-3	W
March 30	at Indiana State	6-5	W
April 2	at Ohio State	1-5	L
April 3	at Ohio State	3-14	L
April 3	at Ohio State	3-5	L
April 4	at Ohio State	12-4	W
April 6	Western Michigan	4-5	L
April 7	Western Michigan	9-8	W
April 9	Michigan State	2-4	L
April 10	Michigan State	3-5	L
April 10	Michigan State	3-0	W
April 11	Michigan State	5-1	W
April 13	at Bradley	5-12	L
April 16	at Michigan	3-6	L
April 17	at Michigan	2-5	L
April 17	at Michigan	5-4	W
April 18	at Michigan	9-8 (11)	W
April 21	Illinois College	10-1	W
April 23	Indiana	2-9	L
April 24	Indiana	3-1	W
April 24	Indiana	3-2	W
April 25	Indiana	8-17	L
April 27	at Eastern Illinois	13-3	W
April 30	Penn State	1-8	L
May 1	Penn State	1-3	L
May 1	Penn State	1-2 (8)	L
May 2	Penn State	0-4	L
May 4	MacMurray	24-0	W
May 5	Blackburn College	6-5	W
May 7	at Northwestern	11-8	W
May 8	at Northwestern	3-5	L
May 8	at Northwestern	2-4	L
May 9	at Northwestern	2-6	L
May 15	Minnesota	6-12	L
May 15	Minnesota	2-7	L
May 16	Minnesota	6-5	W
May 16	Minnesota	2-8	L
May 21	at Iowa	11-8	W
May 22	at Iowa	8-6	W
May 22	at Iowa	8-9	L
May 23	at Iowa	3-7	L

2005 // 33-23-1 // 20-12 (1ST)

Feb. 25	vs. Kent State	5-6	L
Feb. 26	at Winthrop	7-6	W
Feb. 27	vs. Wagner	14-1	W
March 4	vs. Texas-San Antonio	4-8	L
March 5	at Texas-Pan American	3-0	W
March 6	vs. Sam Houston State	1-1 (14)	T
March 11	at Texas-Arlington	1-5	L
March 12	at Texas-Arlington	4-2	W
March 13	at Texas-Arlington	3-2 (11)	W
March 19	vs. Miami (Ohio)	4-2	W
March 20	vs. Kent State	4-5	L
March 21	vs. Dartmouth	11-6	W
March 24	vs. Wisconsin-Milwaukee	1-4	L
March 24	vs. Cornell	16-2	W
March 25	vs. Cornell	12-0	W
March 29	Indiana State	8-4	W
April 1	Ohio State	7-1	W
April 2	Ohio State	4-1	W
April 2	Ohio State	5-4	W
April 3	Ohio State	6-4	W
April 5	Western Michigan	10-12	L
April 6	Western Michigan	15-22	L
April 8	at Michigan State	12-3	W
April 9	at Michigan State	9-2	W
April 9	at Michigan State	6-5	W
April 10	at Michigan State	9-11	L
April 13	Robert Morris	6-3	W
April 15	Michigan	4-3	W
April 16	Michigan	1-6	L
April 16	Michigan	4-1	W
April 17	Michigan	5-8	L
April 19	Illinois State	3-4	L
April 22	at Indiana	8-3	W
April 23	at Indiana	4-3	W
April 23	at Indiana	13-14 (9)	L
April 24	at Indiana	7-5	W
April 26	Eastern Illinois	18-11	W
April 29	at Penn State	2-3	L
April 30	at Penn State	6-3 (8)	W
April 30	at Penn State	6-4	W
May 1	at Penn State	1-9	L
May 3	at Southern Illinois	9-7	W
May 6	Northwestern	21-4	W
May 7	Northwestern	9-2	W
May 7	Northwestern	12-9	W
May 8	Northwestern	17-3	W
May 13	at Minnesota	8-7	W
May 14	at Minnesota	4-5	L
May 15	at Minnesota	2-6	L
May 15	at Minnesota	5-11	L
May 18	vs. Missouri	2-6	L
May 20	Iowa	9-12	L
May 21	Iowa	3-0	W
May 21	Iowa	1-2	L
May 22	Iowa	1-7	L

BIG TEN TOURNAMENT AT CHAMPAIGN, ILL.

May 26	vs. Minnesota	8-11	L
May 27	vs. Purdue	3-4 (11)	L



DAN HARTLEB
12 YEARS, 377-281-1

BIG TEN TITLES: 2011 // 2015
BIG TEN TOURNAMENT TITLE: 2011
NCAA REGIONALS:
2011 // 2013 // 2015
NCAA SUPER REGIONAL: 2015

2006 // 29-29 // 15-17 (T-5TH)

Feb. 24	at Stetson	3-6	L
Feb. 25	vs. South Florida	2-4	L
Feb. 26	vs. Western Carolina	13-14	L
March 3	at South Florida	5-1	W
March 4	at South Florida	7-3	W
March 5	at South Florida	7-6	W
March 10	vs. Louisiana-Lafayette	14-12	W
March 11	at Texas-San Antonio	3-9	L
March 12	vs. Notre Dame	2-4	L
March 13	vs. Texas A&M	1-11	L
March 18	vs. Northern Iowa	13-8	W
March 19	vs. Illinois-Chicago	4-2	W
March 20	vs. Massachusetts	4-3	W
March 22	vs. Vermont	15-7	W
March 23	vs. Cornell	6-4 (10)	W
March 24	vs. Cornell	19-12	W
March 28	at Indiana State	4-2	W
March 31	Purdue	9-7	W
April 1	Purdue	3-2	W
April 1	Purdue	4-10	L
April 2	Purdue	4-9	L
April 4	Western Michigan	2-7	L
April 5	Western Michigan	16-5	W
April 8	at #24 Ohio State	1-4	L
April 8	at #24 Ohio State	1-5	L
April 9	at #24 Ohio State	8-6 (9)	W
April 9	at #24 Ohio State	1-9	L
April 11	at Bradley	7-8	L
April 14	Northwestern	18-19	L
April 15	Northwestern	3-7	L
April 15	Northwestern	6-7 (12)	L
April 16	Northwestern	3-1	W
April 18	at Illinois State	8-3	W
April 21	Iowa	12-3	W
April 22	Iowa	4-3	W
April 22	Iowa	10-2	W
April 23	Iowa	3-17	L
April 25	at Eastern Illinois	6-10	L
April 28	at Minnesota	4-3	W
April 29	at Minnesota	5-9	L
April 29	at Minnesota	5-4	W
April 30	at Minnesota	16-8	W
May 2	St. Xavier	6-4	W
May 5	Michigan	3-1	W
May 6	Michigan	0-1	L
May 6	Michigan	7-4	W
May 7	Michigan	6-9	L
May 14	at Indiana	3-4	L
May 14	at Indiana	9-6	W
May 15	at Indiana	4-5	L
May 15	at Indiana	0-2	L
May 17	vs. Missouri	2-14	L
May 19	at Michigan State	2-13	L
May 20	at Michigan State	9-5	L
May 20	at Michigan State	4-3	W
May 21	at Michigan State	10-2	W

BIG TEN TOURNAMENT AT ANN ARBOR, MICH.

May 24	vs. Minnesota	1-8	L
May 25	vs. Purdue	5-10	L

2007 // 31-27 // 16-14 (5TH)

Feb. 23	at Louisiana-Lafayette	5-13	L
Feb. 24	at Louisiana-Lafayette	6-7	L
Feb. 25	at Louisiana-Lafayette	7-10	L
March 2	vs. Sam Houston State	14-5	W
March 3	at Texas-Pan American	3-5	L
March 4	vs. Stephen F. Austin	11-6	W
March 9	at Texas-Arlington	7-8 (11)	L
March 10	at Texas-Arlington	6-13	L
March 11	at Texas-Arlington	5-12	L
March 17	vs. Jacksonville State	2-14	L
March 18	vs. Yale	17-5	W
March 19	vs. Dartmouth	20-10	W
March 21	vs. Massachusetts	4-0	W
March 22	vs. Dartmouth	5-2	W
March 23	vs. Dartmouth	7-4	W
March 27	Indiana State	0-4	L
March 30	at Purdue	14-13	W
March 31	at Purdue	9-4	W
March 31	at Purdue	1-2	L
April 1	at Purdue	6-11	L
April 3	Western Michigan	11-4	W
April 8	#25 Ohio State	8-5	W
April 8	#25 Ohio State	7-10	L
April 10	Bradley	4-6	L
April 13	at Northwestern	6-2	W
April 14	at Northwestern	1-0	W
April 14	at Northwestern	8-7	W
April 15	at Northwestern	5-6 (10)	L
April 17	at Illinois State	18-4	W
April 18	Robert Morris	4-3	W
April 20	at Iowa	6-2	W
April 21	at Iowa	9-10	L
April 21	at Iowa	4-10	L
April 22	at Iowa	12-17	L
April 24	Eastern Illinois	8-0	W
April 25	Blackburn	9-3	W
April 27	Minnesota	10-5	W
April 28	Minnesota	4-19	L
April 28	Minnesota	5-14	L
April 29	Minnesota	6-15	L
May 1	at Southern Illinois	13-5	W
May 2	Greenville College	16-1	W
May 4	at Michigan	3-4	L
May 5	at Michigan	7-4 (8)	W
May 5	at Michigan	6-3	W
May 6	at Michigan	4-10	L
May 11	Indiana	6-5	W
May 12	Indiana	3-0	W
May 12	Indiana	5-2	W
May 13	Indiana	7-2	W
May 15	vs. Missouri	5-12	L
May 18	Michigan State	6-5	W
May 19	Michigan State	3-7	L
May 19	Michigan State	4-16	L
May 20	Michigan State	8-7	W

BIG TEN TOURNAMENT AT ANN ARBOR, MICH.

May 23	Iowa	12-3	W
May 24	Minnesota	3-10	L
May 25	Penn State	2-6	L

2008 // 31-25 // 16-15 (4TH)

Feb. 22	vs. Sam Houston State	6-4	W
Feb. 23	vs. Texas State	1-2	L
Feb. 24	vs. Lamar	1-0	W
Feb. 29	at #22 Baylor	6-20	L
March 1	vs. Stephen F. Austin	7-8	L
March 2	vs. Illinois-Chicago	4-7 (6)	L
March 14	vs. Eastern Kentucky	8-6	W
March 15	vs. Miami (OH)	4-9	L
March 16	vs. Akron	15-11	W
March 18	vs. UMBC	5-0	W
March 19	vs. Kansas	11-9	W
March 21	vs. Central Conn. St.	7-8 (7)	L
March 21	vs. Central Conn. St.	5-4 (7)	W
March 24	Judson	15-5	W
March 26	Indiana State	15-4	W
March 29	at Michigan State	9-5	W
March 29	at Michigan State	2-0	W
March 30	at Michigan State	5-3	W
March 30	at Michigan State	2-3	L
April 1	vs. Southern Illinois	5-2	W
April 2	Saint Louis	9-2	W
April 5	at Indiana	8-7	W
April 6	at Indiana	1-8	L
April 6	at Indiana	7-4	W
April 7	at Indiana	18-8	W
April 9	Illinois College	17-0	W
April 11	#23 Michigan	5-9	L
April 12	#23 Michigan	4-14	L
April 12	#23 Michigan	6-14	L
April 13	#23 Michigan	4-7	L
April 15	at Eastern Illinois	3-13	L
April 19	at Minnesota	15-2	W
April 19	at Minnesota	7-3	W
April 20	at Minnesota	3-4	L
April 20	at Minnesota	9-7	W
April 22	Illinois State	10-4	W
April 23	Western Illinois	10-2	W
April 25	Penn State	20-11	W
April 26	Penn State	5-16	L
April 26	Penn State	7-10	L
April 27	Penn State	17-6	W
April 29	Southern Illinois	2-3 (11)	L
May 3	Northwestern	14-4	W
May 4	Northwestern	3-4	L
May 4	Northwestern	11-5	W
May 5	Northwestern	10-9	W
May 9	at Ohio State	9-4	W
May 10	at Ohio State	2-9	L
May 10	at Ohio State	8-14	L
May 16	Purdue	4-14	L
May 16	Purdue	8-13	L
May 17	Purdue	2-0	W
May 17	Purdue	2-11	L

BIG TEN TOURNAMENT AT ANN ARBOR, MICH.

May 21	Ohio State	3-2	W
May 22	at #17 Michigan	2-5	L
May 23	Indiana	7-14	L

2009 // 34-20 // 16-8 (4TH)

Feb. 20	vs. Iowa	8-3	W
Feb. 21	vs. Notre Dame	7-14	L
Feb. 22	vs. West Virginia	17-10	W
Feb. 27	at Texas-Pan American	8-0	W
Feb. 28	vs. Stephen F. Austin	4-2	W
March 1	vs. Texas-Arlington	3-2	W
March 6	at #1 LSU	3-1	W
March 7	at #1 LSU	10-22	L
March 8	at #1 LSU	6-2	W
March 13	Akron	10-1	W
March 14	Akron	4-3	W
March 14	Akron	13-9	W
March 15	Akron	13-2	W
March 20	vs. Army	8-9	L
March 21	vs. Hartford	7-3	W
March 22	vs. Central Conn. St.	4-6	L
March 23	vs. Central Conn. St.	9-11	L
March 24	vs. Central Conn. St.	6-0	W
March 27	Michigan State	10-3	W
March 29	Michigan State	3-2	W
March 29	Michigan State	3-0	W
April 1	SIU-Edwardsville	7-6 (10)	W
April 3	Indiana	4-14	L
April 4	Indiana	1-2 (10)	L
April 4	Indiana	5-4	W
April 7	Bradley	11-9	W
April 10	at Michigan	2-4	L
April 11	at Michigan	10-8	W
April 12	at Michigan	11-5	W
April 14	#29 Eastern Illinois	1-5	L
April 15	vs. Southern Illinois	6-9	L
April 17	#23 Minnesota	15-10	W
April 18	#23 Minnesota	10-7	W
April 18	#23 Minnesota	8-12	L
April 22	at Saint Louis	10-11	L
April 24	at Penn State	7-3	W
April 25	at Penn State	11-5	W
April 26	at Penn State	9-2	W
April 28	Southern Illinois	5-1	W
April 29	at Indiana State	10-11	L
May 1	at Northwestern	10-2	W
May 2	at Northwestern	15-12	W
May 3	at Northwestern	9-0	W
May 5	Western Illinois	7-1	W
May 6	Evansville	3-4 (10)	L
May 8	#27 Ohio State	5-4	W
May 9	#27 Ohio State	7-10	L
May 10	#27 Ohio State	7-12	L
May 14	at Purdue	5-12	L
May 15	at Purdue	6-3	W
May 16	at Purdue	8-12	L

BIG TEN TOURNAMENT AT COLUMBUS, OHIO (HUNTINGTON PARK)

May 20	vs. Michigan State	16-5	W
May 21	vs. #23 Ohio State	4-7	L
May 22	vs. #24 Minnesota	4-13	L

ALL-TIME SCORES

2010 // 26-26 // 10-14 (9TH)

Feb. 26	vs. Notre Dame	11-1	W
Feb. 27	vs. South Florida	3-12	L
Feb. 28	vs. St. John's	4-6	L
March 5	at #19 East Carolina	5-7	L
March 6	vs. Western Carolina	2-4	L
March 7	vs. West Virginia	8-11	L
March 12	vs. Lipscomb	6-8	L
March 12	at #12 Coastal Carolina	11-10	W
March 13	at #12 Coastal Carolina	4-9	L
March 14	vs. Ball State	10-3	W
March 18	vs. Bucknell	7-8	L
March 19	vs. Akron	7-6	W
March 20	vs. North Dakota State	10-4	W
March 23	vs. Southeastern	11-3	W
March 24	vs. Dartmouth	4-3	W
March 24	vs. Dartmouth	8-6	W
March 30	at Illinois State	8-13	L
March 31	Chicago State	18-2	W
April 2	Penn State	9-16	L
April 3	Penn State	10-8	W
April 4	Penn State	15-3	W
April 6	at Bradley	11-10	W
April 7	vs. Missouri	4-7	L
April 9	at Iowa	9-8	W
April 10	at Iowa	4-6	L
April 11	at Iowa	2-4	L
April 13	Eastern Illinois	10-1	W
April 14	vs. Southern Illinois	5-4	W
April 16	Michigan	1-17	L
April 17	Michigan	6-2	W
April 18	Michigan	4-11	L
April 20	Illinois State	1-4	L
April 21	vs. Eastern Illinois	6-5 (10)	W
April 23	at Michigan State	4-3 (10)	W
April 23	at Michigan State	2-10	L
April 24	at Michigan State	1-16	L
April 27	Bradley	8-5	W
April 30	Northwestern	4-11	L
May 1	Northwestern	4-3	W
May 2	Northwestern	5-7	L
May 4	Southern Illinois	2-3	L
May 5	Butler	19-0	W
May 7	at Ohio State	6-3	W
May 8	at Ohio State	5-3	W
May 9	at Ohio State	4-8	L
May 14	Purdue	2-8	L
May 15	Purdue	7-0	W
May 16	Purdue	1-6	L
May 18	Western Michigan	6-1	W
May 20	at Indiana	5-11	L
May 21	at Indiana	17-12	W
May 22	at Indiana	6-16	L

2011 // 30-27 // 15-9 (1ST)

Feb. 18	vs. Pittsburgh	6-10	L
Feb. 19	vs. Cincinnati	7-3	W
Feb. 20	vs. West Virginia	4-5	L
Feb. 25	at Florida Gulf Coast	6-3	W
Feb. 26	at Florida Gulf Coast	7-2	W
Feb. 27	at Florida Gulf Coast	1-5	L
March 4	vs. Central Michigan	6-9 (10)	L
March 5	at Stetson	3-5	L
March 6	vs. Columbia	3-9	L
March 11	at Western Kentucky	1-3	L
March 12	at Western Kentucky	9-5	W
March 13	at Western Kentucky	5-13	L
March 17	vs. Northern Illinois	0-3	L
March 18	vs. Northern Illinois	14-15	L
March 19	vs. Saint Louis	7-4	W
March 20	at Southern Illinois	8-2 (12)	W
March 25	Indiana State	7-6	W
March 30	Illinois State	14-2	W
April 1	at Penn State	7-6	W
April 2	at Penn State	1-3	L
April 3	at Penn State	4-13	L
April 5	at Bradley	4-7	L
April 6	Benedictine-Springfield	6-8	L
April 8	Iowa	4-3	W
April 9	Iowa	4-7	L
April 10	Iowa	11-7	W
April 12	vs. Eastern Illinois	1-4	L
April 13	Southern Illinois	0-3	L
April 15	at Michigan	9-2	W
April 17	at Michigan	0-3	L
April 17	at Michigan	6-7	L
April 20	Eastern Illinois	2-10	L
April 23	Michigan State	5-8	L
April 23	Michigan State	5-2	W
April 24	Michigan State	11-8	W
April 26	Illinois-Springfield	10-4	W
April 29	at Northwestern	2-9	L
April 30	at Northwestern	6-3	W
May 1	at Northwestern	9-4	W
May 3	vs. Southern Illinois	0-9	L
May 4	Illinois College	7-0	W
May 6	Ohio State	13-9	W
May 7	Ohio State	7-12	L
May 8	Ohio State	11-5	W
May 13	at Purdue	1-3	L
May 14	at Purdue	7-4	W
May 15	at Purdue	7-5	W
May 19	Indiana	4-3	W
May 20	Indiana	13-12	W
May 21	Indiana	7-5	W

BIG TEN TOURNAMENT AT COLUMBUS, OHIO (HUNTINGTON PARK)

May 26	vs. Ohio State	5-4	W
May 27	vs. Michigan State	4-1	W
May 28	vs. Michigan State	9-1	W

NCAA FULLERTON REGIONAL AT FULLERTON, CALIF.

June 3	at #11 Cal State Fullerton	4-10	L
June 4	vs. Kansas State	5-3	W
June 5	at #11 Cal State Fullerton	7-5	W
June 5	vs. #20 Stanford	2-14	L

2012 // 28-25 // 11-13 (T-6TH)

Feb. 17	vs. Notre Dame	12-13	L
Feb. 18	vs. Louisville	3-4	L
Feb. 19	vs. St. John's	9-4	W
Feb. 24	vs. Gonzaga	3-13	L
Feb. 25	vs. Gonzaga	3-7	L
Feb. 25	at Lamar	9-2	W
Feb. 26	at Lamar	9-8	W
March 2	vs. St. John's	4-0	W
March 4	at Coastal Carolina	4-5	L
March 9	at #18 Oregon	2-1	W
March 10	vs. Connecticut	5-1	W
March 10	at #22 Oregon State	2-8	L
March 11	vs. West Virginia	14-3	W
March 16	at Southern Illinois	8-2	W
March 17	vs. Northern Illinois	7-2	W
March 18	vs. Northern Illinois	0-3	L
March 18	at Southern Illinois	13-5	W
March 23	at Nebraska	11-3	W
March 24	at Nebraska	5-18	L
March 25	at Nebraska	3-13	L
March 27	at Illinois State	7-16	L
March 28	at Bradley	6-3	W
March 30	Mississippi Valley State	15-6	W
March 31	Mississippi Valley State	12-4	W
April 1	Mississippi Valley State	7-1	W
April 3	Bradley	3-6	L
April 6	Indiana	3-12	L
April 7	Indiana	7-3	W
April 8	Indiana	11-6	W
April 10	Eastern Illinois	10-3	W
April 11	vs. Missouri	4-5	L
April 13	at Purdue	0-3	L
April 15	at Purdue	1-4	L
April 15	at Purdue	3-5	L
April 17	Illinois State	7-5	W
April 18	vs. Eastern Illinois	5-2	W
April 20	Ohio State	9-1	W
April 21	Ohio State	8-3	W
April 22	Ohio State	4-10	L
April 24	at Indiana State	4-6	L
April 27	at Northwestern	2-0	W
April 28	at Northwestern	5-4	W
April 29	at Northwestern	3-2	W
May 1	Southern Illinois	3-7	L
May 4	Michigan State	8-15	L
May 5	Michigan State	5-6 (10)	L
May 6	Michigan State	8-6	W
May 11	at Penn State	2-3	L
May 12	at Penn State	6-8	L
May 13	at Penn State	2-3	L
May 17	Minnesota	7-5	W
May 18	Minnesota	3-2	W
May 19	Minnesota	3-8	L

2013 // 35-20 // 14-10 (T-5TH)

Feb. 15	at Tennessee Tech	13-2	W
Feb. 16	at Tennessee Tech	5-6	L
Feb. 17	at Tennessee Tech	6-7	L
Feb. 21	at East Carolina	2-8	L
Feb. 22	vs. Ohio	11-6	W
Feb. 23	vs. New Mexico State	3-2	W
Feb. 24	vs. Boston College	5-2	W
March 1	vs. Houston Baptist	8-3	W
March 2	vs. Houston Baptist	12-3	W
March 2	at Texas-Arlington	7-3	W
March 3	at Texas-Arlington	5-6	L
March 8	at Baylor	4-3	W
March 9	at Baylor	5-4 (11)	W
March 9	at Baylor	6-1	W
March 15	at Southern Illinois	4-1	W
March 16	at Southern Illinois	7-5 (10)	W
March 18	vs. Southern Illinois	2-1 (10)	W
March 22	Nebraska	5-9	L
March 23	Nebraska	8-7	W
March 23	Nebraska	4-6	L
March 29	Oakland	4-0	W
March 30	Oakland	21-8	W
March 30	Oakland	3-2	W
March 31	Oakland	3-6	L
April 2	vs. Missouri	6-2	W
April 5	at #16 Indiana	2-3	L
April 6	at #16 Indiana	3-7	L
April 7	at #16 Indiana	3-2	W
April 9	Eastern Illinois	4-8	L
April 12	Purdue	17-12	W
April 13	Purdue	6-4	W
April 14	Purdue	17-6	W
April 16	at Illinois State	12-1 (8)	W
April 19	at Ohio State	9-2	W
April 20	at Ohio State	6-7 (10)	L
April 21	at Ohio State	3-7	L
April 26	Northwestern	3-4 (13)	L
April 27	Northwestern	12-3	W
April 28	Northwestern	5-3	W
April 30	Southern Illinois	11-7	W
May 3	at Michigan State	3-12	L
May 4	at Michigan State	7-3	W
May 5	at Michigan State	3-4	L
May 10	Penn State	9-0	W
May 11	Penn State	8-6	W
May 12	Penn State	5-4	W
May 16	at Minnesota	6-2	W
May 17	at Minnesota	4-3	W
May 18	at Minnesota	0-2	L

BIG TEN TOURNAMENT AT MINNEAPOLIS, MINN. (TARGET FIELD)

May 22	vs. Minnesota	2-3	L
May 23	vs. Michigan	3-2	W
May 24	vs. Minnesota	1-3	L

NCAA NASHVILLE REGIONAL AT NASHVILLE, TENN.

May 31	vs. Georgia Tech	6-4	W
June 1	at #2 Vanderbilt	4-10	L
June 2	vs. Georgia Tech	3-6	L

2014 // 32-21 // 17-7 (3RD)

Feb. 14	at Georgia State	4-5 (10)	L
Feb. 15	at Georgia State	19-13	W
Feb. 16	at Georgia State	6-10	L
Feb. 21	vs. George Mason	0-3	L
Feb. 22	at Coastal Carolina	5-4	W
Feb. 23	vs. Connecticut	0-6	L
Feb. 28	vs. Florida Gulf Coast	3-2	W
Feb. 28	at #23 Florida	6-0	W
March 1	vs. Florida Gulf Coast	9-1	W
March 2	at #23 Florida	5-1	W
March 8	at Western Kentucky	3-4	L
March 8	at Western Kentucky	3-5	L
March 9	at Western Kentucky	0-1	L
March 14	at Southern Illinois	5-1	W
March 15	at Southern Illinois	5-6	L
March 15	at Southern Illinois	2-3	L
March 18	Indiana State	8-0	W
March 21	Xavier	2-6	L
March 22	Xavier	6-1	W
March 22	Xavier	6-2	W
March 23	Xavier	3-2 (13)	W
March 26	Illinois State	6-1	W
March 28	Purdue	3-4	L
March 29	Purdue	6-2	W
March 30	Purdue	8-3	W
April 4	at Northwestern	13-0	W
April 5	at Northwestern	6-2 (10)	W
April 6	at Northwestern	1-0	W
April 11	Michigan	1-0	W
April 12	Michigan	9-17	L
April 13	Michigan	2-4	L
April 15	at Illinois State	2-6	L
April 18	at Penn State	6-3	W
Apri 19	at Penn State	8-3	W
April 20	at Penn State	7-6	W
April 22	Eastern Illinois	3-2	W
April 23	vs. Missouri	2-5	L
April 25	#24 Indiana	3-9	L
April 26	#24 Indiana	2-1	W
April 27	#24 Indiana	3-11 (8)	L
April 30	Southern Illinois	10-1	W
May 2	Michigan State	5-4	W
May 3	Michigan State	5-4 (10)	W
May 4	Michigan State	10-9	W
May 9	at Iowa	4-1	W
May 10	at Iowa	5-1	W
May 11	at Iowa	4-2	W
May 15	at #28 Nebraska	1-2	L
May 16	at #28 Nebraska	5-1	W
May 17	at #28 Nebraska	4-7 (10)	L

BIG TEN TOURNAMENT AT OMAHA, NEB. (TD AMERITRADE PARK)

May 21	vs. Michigan State	1-2	L
May 22	vs. Ohio State	6-5	W
May 23	vs. Michigan State	2-11	L

2015 // 50-10-1 // 21-1 (1ST)

Feb. 13	vs. New Mexico State	5-1 (10)	W
Feb. 14	vs. New Mexico State	4-2	W
Feb. 14	at Lamar	8-1	W
Feb. 15	at Lamar	9-3	W
Feb. 20	at Florida Gulf Coast	13-2	W
Feb. 21	vs. Fordham	7-6	W
Feb. 22	at Florida Gulf Coast	4-4	T
Feb. 27	vs. Ball State	1-0	W
Feb. 28	vs. Ball State	1-2	L
March 1	vs. Kent State	3-4	L
March 1	vs. West Virginia	2-1	W
March 2	at Coastal Carolina	7-1	W
March 6	at #10 Oklahoma State	6-2	W
March 7	at #10 Oklahoma State	1-8	L
March 8	at #10 Oklahoma State	4-2 (10)	W
March 10	Chicago State	7-3	W
March 13	Southern Illinois	0-2	L
March 14	Southern Illinois	6-2	W
March 15	Southern Illinois	4-1	W
March 18	Lindenwood-Belleville	7-1	W
March 20	USF	13-1	W
March 21	USF	5-2	W
March 22	USF	5-8 (10)	L
March 25	Kent State	9-4	W
March 28	at Michigan State	8-4	W
March 29	at Michigan State	2-5	L
March 30	at Michigan State	13-9	W
March 31	vs. Missouri	4-3	W
April 3	Northwestern	3-1 (13)	W
April 4	Northwestern	11-4	W
April 5	Northwestern	17-2	W
April 7	at Eastern Illinois	14-10	W
April 8	Saint Louis	7-2	W
April 11	Purdue	10-5	W
April 12	Purdue	5-1	W
April 13	Purdue	2-1	W
April 14	at Illinois State	7-3	W
April 17	Indiana	5-1	W
April 18	Indiana	6-3	W
April 21	Eastern Illinois	10-1	W
April 24	at Penn State	10-1	W
April 25	at Penn State	4-2 (15)	W
April 26	at Penn State	6-3	W
April 28	at Southern Illinois	7-5	W
May 1	at #23 Ohio State	8-1	W
May 2	at #23 Ohio State	6-5	W
May 3	at #23 Ohio State	6-2	W
May 9	Rutgers	5-4	W
May 9	Rutgers	6-2	W
May 10	Rutgers	28-13	W
May 14	Nebraska	6-3	W
May 15	Nebraska	10-9	W

BIG TEN TOURNAMENT AT MINNEAPOLIS, MINN. (TARGET FIELD)

May 20	vs. Nebraska	3-2	W
May 21	vs. Maryland	1-2	L
May 22	vs. Michigan State	2-0	W
May 23	vs. Michigan	3-5	L

NCAA CHAMPAIGN REGIONAL AT CHAMPAIGN, ILL.

May 29	Ohio	10-3	W
May 31	Notre Dame	3-0	W
June 1	Wright State	8-4	W

NCAA CHAMPAIGN SUPER REGIONAL AT CHAMPAIGN, ILL.

June 6	#8 Vanderbilt	0-13	L
June 8	#8 Vanderbilt	2-4	L

ALL-TIME SCORES

2016 // 28-23 // 12-12 (T-8TH)

Feb. 19	at #19 Tulane	5-6 (10)	L
Feb. 20	at #19 Tulane	0-3	L
Feb. 21	at #19 Tulane	5-2	W
Feb. 26	at Florida Gulf Coast	4-2	W
Feb. 27	at Florida Gulf Coast	4-2	W
Feb. 28	at Florida Gulf Coast	2-3	L
March 4	vs. Central Michigan	9-4	W
March 5	at Stetson	4-1	W
March 6	vs. Villanova	4-2	W
March 11	vs. UNC Greensboro	9-20	L
March 12	vs. UNC Greensboro	4-5 (10)	L
March 12	at #22 Coastal Carolina	4-10	L
March 13	at #22 Coastal Carolina	4-12	L
March 18	vs. Northern Illinois	5-3	W
March 19	vs. Northern Illinois	3-9	L
March 19	at Southern Illinois	2-3	L
March 20	at Southern Illinois	0-1	L
March 22	at Illinois State	8-3	W
March 25	Penn State	5-0	W
March 26	Penn State	6-1	W
March 27	Penn State	3-5	L
March 29	at Indiana State	4-5	L
April 1	at Nebraska	6-4	W
April 2	at Nebraska	8-9	L
April 3	at Nebraska	7-9	L
April 5	Eastern Illinois	9-7	W
April 9	at Iowa	3-4 (10)	L
April 9	at Iowa	10-4	W
April 10	at Iowa	3-4	L
April 12	Illinois State	7-1	W
April 15	Saint Louis	6-4	W
April 16	Saint Louis	3-1	W
April 17	Saint Louis	6-2	W
April 19	vs. Eastern Illinois	5-4	W
April 22	Ohio State	1-0 (15)	W
April 23	Ohio State	1-9	L
April 24	Ohio State	5-3	W
April 29	#19 Minnesota	1-3	L
April 29	#19 Minnesota	2-0	W
May 1	#19 Minnesota	6-14	L
May 3	vs. Missouri	6-4	W
May 4	Southern Illinois	6-3	W
May 7	at Maryland	4-2	W
May 7	at Maryland	1-3	L
May 8	at Maryland	5-4	W
May 13	at Indiana	2-1 (11)	W
May 14	at Indiana	1-3	L
May 15	at Indiana	1-4	L
May 19	Michigan	0-1	L
May 20	Michigan	11-8	W
May 21	Michigan	6-3	W

2017 // 23-28 // 9-15 (10TH)

Feb. 17	vs. Milwaukee	10-2	W
Feb. 18	vs. Milwaukee	2-4	L
Feb. 18	at Lamar	9-15	L
Feb. 19	at Lamar	1-2 (10)	L
Feb. 24	at TAMU-Corpus Christi	15-14	W
Feb. 25	vs. #25 Houston	5-11	L
Feb. 26	vs. Missouri	6-7	L
March 3	at Florida Atlantic	10-11	L
March 4	at Florida Atlantic	14-4	W
March 5	at Florida Atlantic	2-16	L
March 10	at #21 Coastal Carolina	7-6	W
March 11	at #21 Coastal Carolina	2-3	L
March 11	at #21 Coastal Carolina	0-6	L
March 17	Toledo	11-4	W
March 18	Southern Illinois	5-8	L
March 19	Toledo	4-10	L
March 19	Southern Illinois	1-3	L
March 21	Illinois State	7-1	W
March 24	Michigan State	4-12	L
March 24	Michigan State	1-12	L
March 26	Michigan State	6-17	L
March 28	Bradley	0-2	L
March 31	Indiana State	6-4	W
April 1	Indiana State	2-1	W
April 2	Indiana State	5-2	W
April 4	Missouri	5-3	W
April 7	at #18 Michigan	8-9	L
April 8	at #18 Michigan	0-7	L
April 9	at #18 Michigan	7-5	W
April 11	at Illinois State	6-5 (10)	W
April 14	Northwestern	4-3 (11)	W
April 15	Northwestern	4-11	L
April 16	Northwestern	10-8	W
April 18	Western Michigan	13-3	W
April 21	at Purdue	2-4	L
April 22	at Purdue	1-4	L
April 23	at Purdue	1-2	L
April 25	at Bradley	8-6	W
April 28	at Minnesota	4-5	L
April 29	at Minnesota	9-5	W
April 29	at Minnesota	14-1	W
May 2	at Southern Illinois	6-5	W
May 5	#24 Maryland	4-9	L
May 6	#24 Maryland	6-2	W
May 7	#24 Maryland	8-6	W
May 12	at Rutgers	2-8	L
May 12	at Rutgers	7-5	W
May 13	at Rutgers	7-8	L
May 18	Iowa	5-6	L
May 19	Iowa	12-8	W
May 20	Iowa	3-8	L

SERIES RECORDS

OPPONENT	W	L	T
Akron	6	1	0
Alabama	12	19	3
Alabama-Birmingham	2	0	0
Amherst	1	0	0
Anderson (Ind.)	2	0	0
Arizona State	3	2	0
Arkansas	14	6	0
Arkansas State	4	3	0
Armour Institute	3	0	0
Army	0	1	0
Asahi (Japan)	0	1	0
Auburn#	2	2	0
Augusta	1	1	0
Aurora	3	0	0
Ball State	7	2	0
Baylor	4	1	0
Beloit	5	3	0
Benedictine-Springfield	0	1	0
Bethany	1	0	0
Bethel	2	0	0
Billings	1	0	0
Birmingham Southern	1	0	0
Blackburn	4	1	0
Bloomington	1	2	0
Bloomington Reds	0	1	0
B.M. Center	2	0	0
Boston College	1	0	0
Bradley$	42	21	1
Brigham Young	2	1	0
Bucknell	2	1	0
Butler	7	1	0
California	0	1	0
Cal State Fullerton	2	4	0
Camp Breckenridge	0	1	0
Camp Grant	1	0	0
Caterpillar	1	0	0
Cedar Rapids	0	1	0
Central Connecticut State	2	3	0
Central Florida	3	3	0
Central Michigan	3	1	0
Champaign Clippers	1	2	0
Chanute AFB	12	3	0
Charleston	0	1	0
Charlotte	0	1	0
Chicago	84	24	1
Chicago State	11	1	0
Cincinnati	4	2	0
Cincinnati Crescents	2	0	0
Clemson	0	3	0
Cleveland A.C.	0	1	0
Cleveland Indians	0	1	0
Coastal Carolina	4	6	0
Colorado State	2	1	0
Columbia	0	1	0
Concordia	1	0	0
Connecticut	1	1	0
Cornell	4	0	0
Covington	1	0	0
Crawfordsville	1	0	0
Creighton	0	1	0
Dai Mai (Japan)	1	0	0
Danville	6	12	1
Dartmouth	7	0	0
Decatur	2	0	0
Decatur Commies	2	2	0
Delaware	0	1	0
Delta State	0	1	0
DePauw	12	1	0
Detroit	4	0	0
Detroit A.A.	0	1	0
Detroit A.C.	0	1	0
Duke	1	0	0
Duquesne	2	1	0
East Carolina	0	2	0
East Helena	1	0	0
Eastern Illinois	55	24	0
Eastern Kentucky	2	0	0
Eastern Michigan	1	3	0
Effingham	0	1	0
Elmhurst	1	0	0
Emporia State	0	2	0
Evansville	0	3	0
Florida	3	1	0
Florida A&M	1	1	0
Florida Atlantic	2	2	0
Florida Gulf Coast	7	2	1
Florida International	2	0	0
Florida State	0	6	0
Fordham	1	0	0
Fort Leonard Wood	0	2	0
Fort Benning (Ga.)	2	1	1
Fort Sam Houston	1	0	0
Fresno State	0	1	0
Furman	1	0	0
Georgetown	1	0	0
Georgia	1	2	0
George Mason	0	1	0
Georgia State	1	2	0
Georgia Tech	2	4	0
Glenview	1	0	0
Gonzaga	0	2	0
Grand Rapids	1	0	0
Great Lakes Academy	2	3	0
Greenville	9	1	0
Grinnell	4	0	0
Harlem Globetrotters	1	0	0
Harris Teachers	1	0	0
Hartford	1	0	0
Harvard	0	1	0
Havana LaPalomas	1	0	0
Hawaii	3	1	0
Hawaii-Hilo	3	0	0
Hawaii Pacific	1	1	0
Hickman AFB	0	1	0
Holy Cross	2	0	0
Hosie (Japan)	2	0	0
Houston	4	7	0
Houston Baptist	2	0	0
Howard	1	1	0
Hudson's (St. Louis)	1	1	0
Hyde Park H.S.	1	0	0
Illinois-Chicago&	21	6	0
Illinois-Springfield	1	0	0
Illinois College	32	2	0
Illinois State	52	32	0
Illinois Wesleyan	33	4	1
Indiana	115	77	1
Indiana Casualty	1	0	0
Indiana Central	3	1	0
Indiana Southeastern	7	3	0
Indiana State	38	36	2
Iona College	1	0	0
Iowa	130	83	2
Iowa Seahawks	0	1	0
Iowa State	1	0	0
IPFW	4	0	0
IUPUI	2	0	0
Jacksonville	1	2	0
Jacksonville State	0	1	0
Jamestown	1	0	0
Jefferson Barracks	1	1	0
Judson	1	0	0
Kansas	3	0	0
Kansas State	4	1	0
Keio (Japan)	5	2	1
Kentucky	3	3	0
Kent State	3	3	0
Keesler AFB	0	2	0
Knox	20	2	0
Lackland AFB	3	1	0
Lafayette (Pa.)	0	1	0
Lake Forest	1	1	0
Lake View	1	0	0
Lamar	5	2	0
Lambert Field	1	1	0
LeMoyne	1	0	0
Leroy	1	0	0
Lewis	7	8	1
Lewis & Clark State	1	1	0
Lindenwood-Belleville	1	0	0
Lipscomb	0	1	0
Little Rock	1	0	0
Lockbourne Army	1	1	0
London Ontario A.C.	1	0	0
Long Beach State	1	2	0
Louisiana-Lafayette*	5	8	0
Louisiana State	8	14	2
Louisiana Tech	6	3	0
Louisville	4	3	0
Loyola (Ill.)	1	2	0
Loyola (La.)	0	2	0
Loyola Marymount	0	2	0
MacMurray	9	0	0
Macomb Teachers	1	0	0
Maine	2	0	0
Marshall College	1	0	0
Maryland	5	4	0
Maryland-Baltimore County	1	0	0
Massachusetts	3	0	0
Maxwell	1	1	0
McKinley Hill	0	0	1
Meiji (Japan)	4	0	0
Memphis Naval Base	4	0	0
Memphis State	4	4	0
Miami (Fla.)	3	15	0
Miami (Ohio)	2	1	0
Michigan	103	139	2
Michigan State	77	68	0
Middle Tennessee St.	9	7	0
Millikin	6	0	0
Millsaps	3	0	0

SERIES RECORDS

Milton	2	1	0
Minnesota	102	109	1
Mississippi	19	6	0
Mississippi State%	28	13	4
Mississippi Valley State	3	0	0
Missoula	1	0	0
Missouri Baptist	2	0	0
Missouri Southern	3	2	0
Missouri State^	1	1	0
Missouri-St. Louis	8	0	0
Missouri	14	14	1
Moline	0	1	0
Monmouth (Ill.)	12	4	0
Monmouth (N.J.)	1	0	0
Morningside	0	1	0
Murray State	17	10	0
Naval Air Station	3	0	0
Navy	3	0	0
Nebraska	10	8	0
Nebraska-Omaha	1	0	0
New Mexico	8	14	0
New Mexico State	4	1	0
New Orleans	2	3	0
New York	0	1	0
Newberry	3	0	0
North Carolina	2	1	1
North Carolina A&T	1	1	0
North Dakota State	3	0	0
North Florida	2	0	0
Northeastern	1	0	0
Northeastern Illinois	10	2	0
Northern Pacific	0	1	0
NE Oklahoma State	1	1	0
North Park	6	0	0
Northern Illinois	22	10	1
Northern Iowa	1	0	0
Northwestern	171	88	0
Norwalk A.C.	1	0	0
Notre Dame	39	25	0
Oakland	3	1	0
Oak Park	0	1	0
Oberlin	6	5	0
Oglethorpe	2	0	1
Ohio Dominican	1	0	0
Ohio	10	3	0
Ohio State	101	102	2
Ohio Wesleyan	1	0	0
Oklahoma	3	7	0
Oklahoma City	4	2	0
Oklahoma State	3	11	0
Old Dominion	1	0	0
Olivers (Woodstock)	0	1	0
Olivet Nazarene	3	0	0
Omaha Cardinals	0	1	0
Oral Roberts	2	8	0
Oregon	1	0	0
Oregon State	0	1	0
Pace	7	0	0
Parsons	1	1	0
Pennsylvania	1	1	0
Penn State	36	29	0
Pensacola	3	0	0
Peoria	2	1	0
Phillips	3	2	0
Physicians and Surgeons	1	0	0
Pittsburgh	0	1	0
Pontiac	0	1	0
Portland	2	1	0
Prairie View	1	0	0
Princeton	1	0	0
Providence	2	1	0
Purdue	163	83	1
Puerto Ricans	1	0	0
Quincy	6	1	0
Radford	1	0	0
Randolph AFB	3	0	0
Rider	0	1	0
Robert Morris	2	0	0
Rockford	1	0	0
Rose Poly	1	0	0
Rutgers	5	2	0
Saint Louis	27	3	1
Salem	1	0	0
Sam Houston State	3	2	1
San Francisco State	1	0	0
San Jose State	0	2	0
Schofield Barracks	1	0	0
Sedalia Army Base	1	0	0
Siena	1	0	0
South Carolina	0	3	0
South Dakota State	2	0	0
South Florida	6	5	0
Southeastern (Fla.)	1	0	0
Southeast Louisiana	1	2	0
Southern California	0	2	0
Southern Illinois	36	38	0
SIU Edwardsville	6	1	0
Southern Presbyterian	2	0	0
Southwest Texas State	0	1	0
Southwestern University	2	1	0
Southwestern Louisiana	4	5	0
Spokane	1	0	0
Springfield	0	0	1
St. Edwards	2	0	0
St. Francis (Ill.)	11	12	1
St. Francis (N.Y.)	1	0	0
St. John's (N.Y.)	3	1	0
St. Joseph's (Mich.)	1	3	0
St. Joseph's (Ind.)	5	1	0
St. Mary's (Minn.)	14	5	0
St. Mary's (Texas)	1	4	0
St. Procopius	3	1	0
St. Viator	2	0	0
St. Xavier	13	4	0
Stanford	0	1	0
Stephen F. Austin	2	1	0
Stetson	1	3	0
Sub-Pac	0	1	0
Sullivan	1	0	0
Tennessee	3	0	1
Tennessee Tech	1	2	0
Terre Haute	3	0	0
Texas	4	5	0
Texas A&M	2	8	0
Texas A&M - Corpus Christi	1	0	0
Texas-Arlington	4	5	0
Texas Christian	0	3	0
Texas Lutheran	2	3	0
Texas State	0	2	0
Texas Tech	0	1	0
Texas-Pan American	15	19	0
Texas-San Antonio	4	5	0
Toledo	1	1	0
Trinity	1	3	0
Troy State	2	3	0
Tulane	7	4	0
U.S. International	1	0	0
U.S. Naval	3	0	0
UC Irvine	0	1	0
UC Riverside	0	1	0
UCLA	1	1	0
UMBC	1	0	0
UNC Greensboro	0	2	0
Union	0	2	0
UNLV	0	5	0
Urbana-Champaign	2	0	0
Utah	2	0	0
Valparaiso	16	3	0
Vancouver	2	0	1
Vanderbilt	2	3	0
Vermont	2	0	0
Villanova	1	0	0
Virginia	0	2	0
Wabash College	18	0	0
Wagner	1	0	0
Wake Forest	1	1	0
Waseda (Japan)	4	1	0
Washington	2	1	0
Washington (Mo.)	13	3	0
West Chester (Pa.)	2	0	0
West Point	1	0	0
West Seattle	1	0	0
West Virginia	8	2	0
Western Carolina	1	2	0
Western Illinois	30	9	0
Western Kentucky	8	6	0
Western Michigan	21	12	0
Wheaton	5	0	0
Wichita State	2	8	0
Williams	1	0	0
Winthrop	2	2	0
Wisconsin-Milwaukee	4	2	0
Wisconsin-Parkside	2	0	0
Wisconsin-Whitewater	2	0	0
Wisconsin	107	67	0
Wright State	2	0	0
Xavier	3	1	0
Yakima	1	0	0
Yale	2	0	0

Known as Alabama Polytechnic until 1960

$ Known as Bradley Polytechnic Institute until 1946

& Known as Illinois-Chicago Circle until 1981

* Known as Southwestern Louisiana Institute (1921-59) and Southwestern Louisiana (1960-98)

% Known as Mississippi A&M until 1932

^ Known as Southwest Missouri State until 2005

SERIES RECORDS

Akron (6-1)

H: 4-0	A: 0-0	N: 2-1	
3-20-1999	7-12	L	Jacksonville, Fla.
3-16-2008	15-11	W	Bradenton, Fla.
3-13-2009	10-1	W	Champaign
3-14-2009	4-3	W	Champaign
3-14-2009	13-9	W	Champaign
3-15-2009	13-2	W	Champaign
3-19-2010	7-6	W	Winter Haven, Fla.

Alabama (12-19-3)

H: 0-0	A: 12-17-3	N: 0-2	
3-24-1913	2-1	W	Tuscaloosa, Ala.
4-9-1914	9-5	W	Tuscaloosa, Ala.
4-7-1915	7-0	W	Tuscaloosa, Ala.
4-5-1916	4-2	W	Tuscaloosa, Ala.
4-6-1916	0-4	L	Tuscaloosa, Ala.
4-3-1918	1-2	L	Tuscaloosa, Ala.
4-4-1918	3-8	L	Tuscaloosa, Ala.
4-7-1920	1-5	L	Tuscaloosa, Ala.
4-1-1921	6-5	W	Tuscaloosa, Ala.
4-2-1921	5-6	L	Tuscaloosa, Ala.
4-12-1922	9-5	W	Tuscaloosa, Ala.
4-13-1922	3-0	W	Tuscaloosa, Ala.
4-2-1923	1-3	L	Tuscaloosa, Ala.
4-8-1925	0-4	L	Tuscaloosa, Ala.
4-9-1925	3-1	W	Tuscaloosa, Ala.
4-5-1926	8-6	W	Tuscaloosa, Ala.
4-6-1926	0-10	L	Tuscaloosa, Ala.
4-13-1927	3-4	L	Tuscaloosa, Ala.
4-14-1927	2-9	L	Tuscaloosa, Ala.
4-4-1928	1-1	T	Tuscaloosa, Ala.
4-5-1928	6-6	T	Tuscaloosa, Ala.
4-3-1929	3-3	T	Tuscaloosa, Ala.
4-4-1929	10-14	L	Tuscaloosa, Ala.
4-16-1930	5-4	W	Tuscaloosa, Ala.
4-17-1930	15-4	W	Tuscaloosa, Ala.
4-1-1931	2-6	L	Tuscaloosa, Ala.
4-2-1931	5-6	L	Tuscaloosa, Ala.
3-26-1991	4-1	W	Tuscaloosa, Ala.
3-27-1991	0-1	L	Tuscaloosa, Ala.
3-11-1995	2-6	L	College Station, Texas
3-13-1995	3-10	L	College Station, Texas
2-28-1997	2-9	L	Tuscaloosa, Ala.
3-1-1997	3-5	L	Tuscaloosa, Ala.
3-2-1997	5-6	L	Tuscaloosa, Ala.

Alabama-Birmingham (2-0)

H: 0-0	A: 1-0	N: 1-0	
3-16-1987	5-2	W	Birmingham, Ala.
3-7-1997	6-4	W	Montgomery, Ala.

Amherst (1-0)

H: 1-0	A: 0-0	N: 0-0	
5-24-1906	3-0	W	Champaign

Anderson (Ind.) (2-0)

H: 2-0	A: 0-0	N: 0-0	
3-22-1998	4-1	W	Champaign
3-22-1998	4-3	W	Champaign

Arizona State (3-2)

H: 0-0	A: 3-2	N: 0-0	
3-31-1958	10-9	W	Tempe, Ariz.
4-1-1958	4-10	L	Tempe, Ariz.
4-2-1958	0-6	L	Tempe, Ariz.
4-3-1958	3-1	W	Tempe, Ariz.
4-4-1958	12-8	W	Tempe, Ariz.

Arkansas (14-6)

H: 7-2	A: 7-3	N: 0-1	
3-25-1910	7-5	W	Fayetteville, Ark.
3-26-1910	7-0	W	Fayetteville, Ark.
3-28-1910	6-4	W	Fayetteville, Ark.
4-15-1911	6-2	W	Fayetteville, Ark.
4-15-1911	2-3	L	Fayetteville, Ark.
4-17-1911	5-2	W	Fayetteville, Ark.
4-24-1911	9-4	W	Fayetteville, Ark.
4-22-1912	6-11	L	Champaign
4-23-1912	4-2	W	Champaign
4-22-1913	5-3	W	Champaign
5-10-1950	9-12	L	Champaign
5-9-1951	8-0	W	Champaign
4-14-1952	10-3	W	Fayetteville, Ark.
5-7-1952	6-2	W	Champaign
5-6-1953	9-1	W	Champaign
5-5-1954	8-7	W	Champaign
5-4-1955	13-2	W	Champaign
3-13-1984	5-18	L	Fayetteville, Ark.
3-13-1984	5-6	L	Fayetteville, Ark.
5-28-1989	2-9	L	Waterbury, Conn.

Arkansas State (4-3)

H: 1-0	A: 2-2	N: 1-1	
4-28-1909	28-2	W	Champaign
4-15-1957	14-5	W	Jonesboro, Ark.
4-15-1957	4-5	L	Jonesboro, Ark.
4-19-1957	6-0	W	Memphis, Tenn.
4-18-1960	10-2	W	Jonesboro, Ark.
4-9-1966	2-6	L	Jonesboro, Ark.
4-16-1967	2-7	L	Murphysboro, Ill.

Armour Institute (3-0)

H: 1-0	A: 2-0	N: 0-0	
6-9-1904	13-0	W	Chicago, Ill.
5-1-1905	9-3	W	Chicago, Ill.
4-15-1915	16-2	W	Champaign

Army (0-1)

H: 0-0	A: 0-0	N: 0-1	
3-20-2009	8-9	L	Lakeland, Fla.

Asahi (Japan) (0-1)

H: 0-0	A: 0-0	N: 0-1	
4-7-1968	3-4	L	Honolulu, Hawaii

Auburn (2-2)

H: 0-0	A: 2-2	N: 0-0	
4-11-1925	3-0	W	Auburn, Ala.
4-11-1925	2-3	L	Auburn, Ala.
4-15-1927	5-12	L	Auburn, Ala.
4-16-1927	11-9	W	Auburn, Ala.

Augusta (1-1)

H: 0-0	A: 1-1	N: 0-0	
3-21-1986	1-5	L	Augusta, Ga.
3-22-1986	10-3	W	Augusta, Ga.

Aurora (3-0)

H: 3-0	A: 0-0	N: 0-0	
4-8-1978	4-1	W	Champaign
4-8-1978	6-2	W	Champaign
3-15-1985	7-5	W	Champaign

Ball State (7-2)

H: 5-0	A: 0-1	N: 2-1	
4-11-1959	2-0	W	Champaign
4-11-1959	7-4	W	Champaign
5-10-1960	12-4	W	Champaign
5-10-1961	9-6	W	Champaign
5-15-1962	1-2	L	Muncie, Ind.
3-29-2000	3-0	W	Champaign
3-14-2010	10-3	W	Conway, S.C.
2-27-2015	1-0	W	Myrtle Beach, S.C.
2-28-2015	1-2	L	Myrtle Beach, S.C.

Baylor (4-1)

H: 0-0	A: 3-1	N: 1-0	
5-23-1998	8-7	W	Gainesville, Fla.
2-29-2008	6-20	L	Waco, Texas
3-8-2013	4-3	W	Waco, Texas
3-9-2013	5-4 (11)	W	Waco, Texas
3-9-2013	6-1	W	Waco, Texas

Beloit (5-3)

H: 3-1	A: 2-2	N: 0-0	
5-7-1892	6-9	L	Beloit, Wis.
5-27-1892	9-0	W	Champaign
5-8-1896	8-7	W	Beloit, Wis.
5-12-1899	0-6	L	Beloit, Wis.
4-30-1900	11-1	W	Champaign
4-23-1901	1-4	L	Champaign
6-13-1901	2-1 (12)	W	Beloit, Wis.
5-30-1904	8-4	W	Champaign

Benedictine-Springfield (0-1)

H: 0-1	A: 0-0	N: 0-0	
4-6-2011	6-8	L	Champaign

Bethany (1-0)

H: 1-0	A: 0-0	N: 0-0	
4-21-1915	13-0	W	Champaign

Bethel (2-0)

H: 2-0	A: 0-0	N: 0-0	
4-6-1974	7-1	W	Champaign
4-6-1974	9-1	W	Champaign

Billings (1-0)

H: 0-0	A: 1-0	N: 0-0	
8-1-1928	6-2	W	Billings, Montana

Birmingham Southern (1-0)

H: 0-0	A: 1-0	N: 0-0	
4-10-1920	12-2	W	Birmingham, Ala.

Blackburn (4-1)

H: 4-0	A: 0-0	N: 0-1	
10-7-1887	13-14	L	Jacksonville, Fla.
5-13-2002	4-0	W	Champaign
5-13-2002	6-1	W	Champaign
5-5-2004	6-5	W	Champaign
4-25-2007	9-3	W	Champaign

Bloomington (1-2)

H: 1-1	A: 0-1	N: 0-0	
4-15-1938	6-10	L	Bloomington, Ill.
4-16-1938	5-0	W	Champaign
4-19-1938	2-8	L	Champaign

Bloomington Reds (0-1)

H: 0-1	A: 0-0	N: 0-0	
5-31-1888	4-5	L	Champaign

B.M. Center (2-0)

H: 0-0	A: 0-0	N: 2-0	
3-26-1961	7-2	W	San Antonio, Texas
3-29-1961	5-4	W	San Antonio, Texas

Boston College (1-0)

H: 0-0	A: 0-0	N: 1-0	
2-24-2013	5-2	W	Greenville, N.C.

Bradley (42-21-1)

H: 26-11-1	A: 13-10	N: 3-0	
4-21-1927	10-10	T	Champaign
4-19-1928	14-0	W	Champaign
4-24-1930	6-1	W	Champaign
4-24-1931	10-5	W	Champaign
4-9-1932	14-5	W	Champaign
4-8-1933	17-4	W	Champaign
4-19-1933	7-6	W	Champaign
4-11-1934	14-4	W	Champaign
4-18-1934	11-4	W	Champaign
4-8-1936	13-0	W	Champaign
3-31-1937	9-2	W	Champaign
4-15-1937	5-0	W	Peoria, Ill.
3-30-1938	1-0	W	Champaign
4-12-1938	4-6	L	Peoria, Ill.
4-1-1939	4-7	L	Champaign
4-9-1940	8-2	W	Champaign
4-8-1941	7-1	W	Champaign
4-14-1942	0-4	L	Champaign
4-17-1952	0-4	L	Peoria, Ill.
4-14-1953	6-2	W	Champaign
4-14-1962	3-2	W	Quincy, Ill.
4-11-1966	5-3	W	San Antonio, Texas
5-9-1979	4-8	L	Peoria, Ill.
5-9-1979	5-2	W	Peoria, Ill.
4-16-1980	5-1	W	Champaign
4-16-1980	11-7	W	Champaign
4-2-1981	11-9	W	Peoria, Ill.
4-28-1981	4-5	L	Champaign
4-4-1982	3-1	W	Champaign
4-4-1982	3-1	W	Champaign
4-28-1982	19-6	W	Peoria, Ill.
4-28-1982	5-4	W	Peoria, Ill.
4-6-1983	7-11	L	Champaign
4-27-1983	6-7	L	Peoria, Ill.
4-25-1984	6-7	L	Champaign
4-25-1984	9-2	W	Champaign
4-24-1985	7-0	W	Champaign
4-24-1985	2-0	W	Champaign
4-23-1986	1-13	L	Peoria, Ill.
4-23-1986	10-9	W	Peoria, Ill.
3-26-1988	10-8	W	Springfield, Ill.
5-12-1988	1-8	L	Peoria, Ill.
4-24-1991	13-9	W	Champaign
3-25-1992	5-3	W	Peoria, Ill.
3-23-1994	22-14	W	Peoria, Ill.
5-3-1994	8-4	W	Peoria, Ill.
4-5-1995	6-4	W	Champaign
4-3-1996	16-17	L	Champaign
4-2-1997	5-7	L	Champaign
4-1-1998	8-7	W	Peoria, Ill.
4-6-1999	8-7	W	Champaign
5-15-2002	2-6	L	Peoria, Ill.
4-15-2003	8-12	L	Champaign
4-13-2004	5-12	L	Peoria, Ill.
4-11-2006	7-8	L	Peoria, Ill.
4-10-2007	4-6	L	Champaign
4-7-2009	11-9	W	Champaign
4-6-2010	11-10	W	Peoria, Ill.
4-27-2010	8-5	W	Champaign
4-5-2011	4-7	L	Peoria, Ill.
3-28-2012	6-3	W	Peoria, Ill.
4-3-2012	3-6	L	Champaign
3-28-2017	0-2	L	Champaign
4-25-2017	8-6	W	Peoria, Ill.

Brigham Young (2-1)

H: 0-0	A: 0-0	N: 2-1	
4-1-1969	4-6	L	Riverside, Calif.
5-26-1990	8-5	W	Starkville, Miss.
2-23-2001	7-1	W	Tucson, Ariz.

Bucknell (2-1)

H: 2-0	A: 0-0	N: 0-1	
3-14-2001	18-6	W	Champaign
3-15-2002	5-1	W	Champaign
3-18-2010	7-8	L	Winter Haven, Fla.

Butler (7-1)

H: 7-0	A: 0-0	N: 0-1	
4-11-1923	5-1	W	Champaign
4-14-1926	21-0	W	Champaign
4-17-1928	14-1	W	Champaign
4-17-1929	21-4	W	Champaign
3-22-1994	17-11	W	Champaign
5-6-1997	5-1	W	Champaign
3-17-2000	3-4	L	Jacksonville, Fla.
5-5-2010	19-0	W	Champaign

California (0-1)

H: 0-1	A: 0-0	N: 0-0	
5-21-1920	5-9	L	Champaign

Cal State Fullerton (2-4)

H: 0-0	A: 2-4	N: 0-0	
3-22-1990	10-4	W	Fullerton, Calif.
2-28-1992	5-12	L	Fullerton, Calif.
2-29-1992	6-12	L	Fullerton, Calif.
3-1-1992	4-7	L	Fullerton, Calif
6-3-2011	4-10	L	Fullerton, Calif.
6-5-2011	7-5	W	Fullerton, Calif.

Camp Breckenridge (0-1)

H: 0-1	A: 0-0	N: 0-0	
4-24-1951	1-2	L	Champaign

Camp Grant (1-0)

H: 1-0	A: 0-0	N: 0-0	
5-8-1943	4-3	W	Champaign

Caterpillar (1-0)

H: 0-0	A: 1-0	N: 0-0	
5-29-1954	8-2	W	Champaign

Cedar Rapids (0-1)

H: 0-1	A: 0-0	N: 0-0	
4-19-1937	8-12	L	Champaign

Central Connecticut State (2-3)

H: 0-0	A: 0-0	N: 2-3	
3-21-2008	7-8 (7)	L	Bradenton, Fla.
3-21-2008	5-4 (7)	W	Bradenton, Fla.
3-22-2009	4-6	L	Winter Haven, Fla.
3-23-2009	9-11	L	Winter Haven, Fla.
3-24-2009	6-0	W	Winter Haven, Fla.

Central Florida (3-3)

H: 0-0	A: 2-3	N: 1-0	
2-17-1990	10-4	W	Kissimmee, Fla.
2-22-1991	6-7	L	Orlando, Fla.
2-23-1991	9-10	L	Orlando, Fla.
2-24-1991	15-8	W	Orlando, Fla.
2-27-1993	5-0	W	Orlando, Fla.
2-28-1993	0-2	L	Orlando, Fla.

Central Michigan (3-1)

H: 0-0	A: 0-0	N: 3-1	
5-24-1990	8-6	W	Starkville, Miss.
3-12-1999	6-5	W	Jacksonville, Fla.
3-4-2011	6-9 (10)	L	DeLand, Fla.
3-4-2016	9-4	W	DeLand, Fla.

Champaign Clippers (1-2)

H: 1-2	A: 0-0	N: 0-0	
5-11-1887	19-4	W	Champaign
5-18-1887	4-12	L	Champaign
10-4-1887	11-17	L	Champaign

SERIES RECORDS

Chanute AFB (12-3)

H: 11-3	A: 1-0	N: 0-0	
4-21-1942	8-1	W	Champaign
4-28-1942	13-4	W	Champaign
5-5-1942	3-2	W	Champaign
4-8-1944	2-1	W	Champaign
4-12-1944	1-6	L	Champaign
4-10-1945	8-7	W	Champaign
5-22-1945	4-11	L	Champaign
4-9-1946	16-4	W	Champaign
5-7-1946	12-2	W	Champaign
5-21-1946	3-5	L	Champaign
5-13-1947	26-4	W	Champaign
5-31-1954	11-5	W	Champaign
4-21-1956	13-0	W	Champaign
4-21-1956	15-1	W	Champaign
5-15-1956	21-3	W	Rantoul, Ill.

Charleston (0-1)

H: 0-0	A: 0-1	N: 0-0	
5-24-1890	1-6	L	Charleston, S.C.

Charlotte (0-1)

H: 0-0	A: 0-1	N: 0-0	
3-23-2004	5-8	L	Charlotte, N.C.

Chicago (84-24-1)

H: 47-9-1	A: 37-15	N: 0-0	
5-22-1893	3-2	W	Champaign
5-27-1893	0-6	L	Chicago
5-11-1894	10-9	W	Champaign
5-18-1894	18-17	W	Champaign
4-11-1896	6-9	L	Champaign
4-29-1896	4-10	L	Chicago
4-17-1897	9-5	W	Champaign
5-1-1897	5-9	L	Chicago
5-14-1898	9-12	L	Chicago
5-24-1898	5-6	L	Champaign
5-25-1898	4-13	L	Champaign
6-4-1898	1-2	L	Chicago
4-22-1899	4-2	W	Chicago
5-3-1899	11-9	W	Champaign
5-24-1899	3-9	L	Champaign
6-6-1899	9-2	W	Chicago
4-21-1900	11-1	W	Champaign
5-5-1900	4-1	W	Chicago
5-23-1900	9-4	W	Champaign
5-26-1900	10-3	W	Chicago
5-1-1901	15-3	W	Chicago
5-8-1901	17-6	W	Champaign
5-17-1901	8-7	W	Champaign
5-22-1901	5-2	W	Chicago
4-26-1902	5-6	L	Chicago
4-30-1902	10-1	W	Champaign
5-3-1902	2-3	L	Chicago
5-7-1902	7-3	W	Champaign
5-17-1902	15-1	W	Champaign
5-16-1903	4-3	W	Champaign
5-23-1903	9-5	W	Chicago
5-26-1903	9-0	W	Champaign
5-21-1904	7-6	W	Champaign
5-26-1904	2-1	W	Champaign
5-28-1904	11-0	W	Chicago
6-8-1904	11-15	L	Chicago
6-10-1904	13-4	W	Chicago
4-26-1905	11-9	W	Champaign
5-13-1905	9-4	W	Champaign
5-24-1905	0-2	L	Chicago
6-7-1905	11-8	W	Chicago
4-18-1906	3-0	W	Champaign
5-5-1906	8-2	W	Chicago
5-19-1906	8-7	W	Champaign
5-31-1906	2-0	W	Chicago
4-20-1907	10-0	W	Chicago
5-1-1907	6-5	W	Chicago
5-11-1907	3-0	W	Champaign
5-29-1907	8-7	W	Champaign
4-20-1908	6-2	W	Chicago
5-15-1908	12-1	W	Champaign
5-16-1908	3-1	W	Champaign
5-27-1908	6-7	L	Chicago
5-12-1909	1-3	L	Champaign
5-15-1909	0-2	L	Chicago
5-21-1909	7-2	W	Champaign
5-26-1909	5-1	W	Chicago
5-4-1910	6-3	W	Chicago
5-14-1910	2-1	W	Champaign
5-20-1910	2-1 (17)	W	Champaign
5-3-1911	4-3	W	Champaign
5-13-1911	7-1	W	Chicago
5-19-1911	11-4	W	Champaign
5-31-1911	5-1	W	Chicago
5-1-1912	5-4	W	Champaign
5-8-1912	7-3	W	Chicago
5-17-1912	3-6	L	Champaign
5-21-1912	7-6	W	Chicago
5-17-1913	7-8	L	Champaign
5-24-1913	1-2	L	Chicago
5-14-1914	3-4	L	Champaign
5-29-1914	4-3	W	Chicago
5-22-1915	4-1	W	Chicago
5-28-1915	2-2	T	Champaign
5-12-1917	8-4	W	Champaign
5-26-1917	15-3	W	Chicago
5-10-1918	9-2	W	Champaign
5-18-1918	9-6	W	Chicago
5-7-1919	3-2	W	Champaign
5-24-1919	2-7	L	Chicago
4-23-1921	8-2	W	Champaign
5-11-1921	10-1	W	Chicago
5-4-1922	10-2	W	Champaign
5-17-1922	11-6	W	Chicago
5-2-1923	15-3	W	Champaign
5-9-1923	6-0	W	Chicago
5-6-1925	4-5	L	Chicago
5-5-1926	6-7	L	Chicago
5-26-1926	13-0	W	Champaign
4-27-1927	12-3	W	Champaign
5-17-1927	6-4	W	Chicago
5-14-1930	10-0	W	Champaign
4-18-1931	3-2	W	Chicago
4-29-1931	8-6	W	Champaign
5-18-1932	9-8	W	Champaign
5-17-1933	20-7	W	Chicago
5-8-1934	7-4	W	Chicago
5-7-1935	4-7	L	Champaign
4-21-1936	8-2	W	Chicago
5-20-1936	11-1	W	Champaign
4-27-1937	7-0	W	Chicago
5-11-1937	4-3	W	Champaign
5-13-1938	10-5	W	Chicago
5-2-1941	22-4	W	Chicago
5-3-1941	16-3	W	Chicago
4-24-1942	14-2	W	Champaign
4-25-1942	6-0	W	Champaign
4-19-1946	7-1	W	Champaign
4-20-1946	16-0	W	Champaign

Chicago State (11-1)

H: 11-1	A: 0-0	N: 0-0	
3-25-1984	0-1	L	Champaign
3-26-1984	1-0	W	Champaign
3-13-1985	11-2	W	Champaign
3-13-1985	8-1	W	Champaign
4-25-1991	16-13	W	Champaign
5-4-1993	16-8	W	Champaign
5-11-1995	8-4	W	Champaign
4-24-1996	19-6	W	Champaign
4-29-1997	14-3	W	Champaign
4-21-1998	13-7	W	Champaign
3-31-2010	18-2	W	Champaign
3-10-2015	7-3	W	Champaign

Cincinnati (4-2)

H: 0-0	A: 3-2	N: 1-0	
4-13-1925	4-3	W	Cincinnati
3-9-1985	6-7	L	Cincinnati
3-9-1985	9-5	W	Cincinnati
3-10-1985	7-8	L	Cincinnati
3-10-1985	13-3	W	Cincinnati
2-19-2011	7-3	W	Clearwater, Fla.

Cincinnati Crescents (2-0)

H: 2-0	A: 0-0	N: 0-0	
6-3-1947	9-0	W	Champaign
6-5-1948	6-3 (5)	W	Champaign

Clemson (0-3)

H: 0-0	A: 0-3	N: 0-0	
3-25-1986	2-9	L	Clemson, S.C.
3-26-1986	5-6	L	Clemson, S.C.
5-27-2000	3-9	L	Clemson, S.C.

Cleveland A.C. (0-1)

H: 0-0	A: 0-1	N: 0-0	
6-8-1893	15-17	L	Cleveland, Ohio

Cleveland Indians (0-1)

H: 0-1	A: 0-0	N: 0-0	
3-31-1945	1-9	L	Champaign

Coastal Carolina (4-6)

H: 0-0	A: 3-6	N: 1-0	
3-12-2010	11-10	W	Conway, S.C.
3-13-2010	4-9	L	Conway, S.C.
3-4-2012	4-5	L	Conway, S.C.
2-22-2014	5-4	W	Myrtle Beach, S.C.
3-2-2015	7-1	W	Conway, S.C.
3-12-2016	4-10	L	Conway, S.C.
3-13-2016	4-12	L	Conway, S.C.
3-10-2017	7-6	W	Conway, S.C.
3-11-2017	2-3	L	Conway, S.C.
3-11-2017	0-6	L	Conway, S.C.

Colorado State (2-1)

H: 0-0	A: 0-0	N: 2-1	
3-22-1975	9-7	W	Albuquerque, N.M.
3-22-1975	4-7	L	Albuquerque, N.M.
3-26-1975	12-6	W	Albuquerque, N.M.

Columbia (0-1)

H: 0-0	A: 0-0	N: 0-1	
3-6-2011	3-9	L	DeLand, Fla.

Concordia (1-0)

H: 0-0	A: 0-0	N: 1-0	
4-19-1957	18-2	W	Memphis, Tenn.

Connecticut (1-1)

H: 0-0	A: 0-0	N: 1-1	
3-10-2012	5-1	W	Corvallis, Ore.
2-23-2014	0-6	L	Myrtle Beach, S.C.

Cornell (4-0)

H: 0-0	A: 0-0	N: 4-0	
3-24-2005	16-2	W	Bradenton, Fla.
3-25-2005	12-0	W	Bradenton, Fla.
3-23-2006	6-4 (10)	W	Bradenton, Fla.
3-24-2006	19-12	W	Bradenton, Fla.

Covington (1-0)

H: 1-0	A: 0-0	N: 0-0	
5-19-1883	16-13	W	Champaign

Crawfordsville (1-0)

H: 1-0	A: 0-0	N: 0-0	
5-18-1888	10-7	W	Champaign

Creighton (0-1)

H: 0-1	A: 0-0	N: 0-0	
4-8-1993	10-11	L	Champaign

Dai Mai (Japan) (1-0)

H: 0-0	A: 1-0	N: 0-0	
9-18-1928	7-3	W	Osaka, Japan

Danville (6-12-1)

H: 3-8	A: 3-4-1	N: 0-0	
4-26-1888	12-22	L	Champaign
5-18-1889	4-4	T	Danville, Ill.
5-25-1889	2-3	L	Champaign
5-30-1890	15-16	L	Danville, Ill.
1-24-1891	15-16	L	Danville, Ill.
2-7-1891	12-10	W	Danville, Ill.
2-13-1891	26-15	W	Danville, Ill.
2-28-1891	11-12	L	Danville, Ill.
5-22-1891	16-0	W	Champaign
4-27-1932	3-4	L	Champaign
4-22-1946	5-13	L	Champaign
4-23-1946	0-11	L	Champaign
4-15-1947	5-2	W	Champaign
4-21-1947	4-2	W	Danville, Ill.
4-22-1947	2-6	L	Champaign
4-16-1948	10-18	L	Champaign
4-17-1948	11-6	W	Champaign
4-20-1948	5-8	L	Danville, Ill.
4-19-1949	5-7	L	Champaign

Dartmouth (7-0)

H: 0-0	A: 0-0	N: 7-0	
3-18-2002	14-1	W	Bradenton, Fla.
3-21-2005	11-6	W	Bradenton, Fla.
3-19-2007	20-10	W	Bradenton, Fla.
3-22-2007	5-2	W	Bradenton, Fla.
3-23-2007	7-4	W	Bradenton, Fla.
3-24-2010	4-3	W	Winter Haven, Fla.
3-24-2010	8-6	W	Winter Haven, Fla.

Decatur (2-0)

H: 2-0	A: 0-0	N: 0-0	
4-13-1932	6-2	W	Champaign
4-19-1932	5-1	W	Champaign

Decatur Commies (2-2)

H: 1-1	A: 1-1	N: 0-0	
4-24-1956	6-3	W	Decatur, Ill.
4-23-1957	4-6	L	Decatur, Ill.
4-24-1957	0-3	L	Champaign
4-29-1958	10-0	W	Champaign

Delaware (0-1)

H: 0-0	A: 0-0	N: 0-1	
4-4-1969	5-6	L	Riverside, Calif.

Delta State (0-1)

H: 0-0	A: 0-1	N: 0-0	
3-21-1977	5-8	L	Cleveland, Miss.

DePauw (12-1)

H: 10-0	A: 2-1	N: 0-0	
5-4-1888	6-13	L	Greencastle, Ind.
5-18-1893	7-5	W	Greencastle, Ind.
5-4-1898	19-0	W	Champaign
4-15-1925	14-1	W	Champaign
4-21-1926	5-0	W	Champaign
4-20-1971	3-0	W	Champaign
4-20-1971	4-0	W	Champaign
4-2-1973	16-2	W	Champaign
4-2-1973	9-1	W	Champaign
4-29-1975	5-2	W	Champaign
4-29-1975	2-1	W	Champaign
3-26-1981	15-3	W	Greencastle, Ind.
3-26-1982	13-1	W	Champaign

Detroit (4-0)

H: 1-0	A: 0-0	N: 3-0	
6-11-1947	3-2	W	Decatur, Ill.
6-12-1947	1-0	W	Champaign
6-13-1947	4-3	W	Springfield, Ill.
5-29-1962	2-1	W	Kalamazoo, Mich.

Detroit A.A. (0-1)

H: 0-0	A: 0-1	N: 0-0	
5-31-1894	4-8	L	Detroit, Mich.

Detroit A.C. (0-1)

H: 0-0	A: 0-1	N: 0-0	
6-5-1893	3-5	L	Detroit, Mich.

Duke (1-0)

H: 0-0	A: 0-0	N: 1-0	
4-1-1959	12-3	W	Tallahassee, Fla.

Duquesne (2-1)

H: 0-0	A: 0-0	N: 2-1	
3-12-1999	9-6	W	Jacksonville, Fla.
3-13-1999	6-7	L	Jacksonville, Fla.
3-10-2000	9-8	W	Jacksonville, Fla.

East Carolina (0-2)

H: 0-0	A: 0-2	N: 0-0	
3-5-2010	5-7	L	Greenville, N.C.
2-21-2013	2-8	L	Greenville, N.C.

East Helena (1-0)

H: 0-0	A: 1-0	N: 0-0	
8-2-1928	9-1	W	East Helena, Mt.

Eastern Illinois (55-24)

H: 36-12	A: 13-11	N: 5-2	
5-17-1960	3-2	W	Champaign
5-2-1961	0-9	L	Champaign
4-7-1962	7-6	W	Champaign
4-7-1962	3-1	W	Champaign
4-19-1965	0-5	L	Charleston, Ill.
5-11-1965	3-2	W	Champaign
4-6-1966	8-4	W	Champaign
4-7-1967	5-2	W	Champaign
4-7-1967	3-2	W	Champaign
4-8-1967	1-2	L	Charleston, Ill.
4-16-1967	7-4	W	Carbondale, Ill.
5-13-1968	8-4	W	Champaign
5-5-1970	10-6	W	Champaign
5-5-1970	3-1	W	Champaign
5-5-1971	6-7	L	Charleston, Ill.
5-5-1971	0-7	L	Charleston, Ill.
5-2-1972	5-4	W	Champaign
5-2-1972	2-3	L	Champaign
5-1-1973	4-3	W	Charleston, Ill.
5-1-1973	6-2	W	Charleston, Ill.
4-30-1974	3-9	L	Champaign
4-30-1974	4-3	W	Champaign
4-23-1980	6-5	W	Charleston, Ill.
4-23-1980	13-14	L	Charleston, Ill.

SERIES RECORDS

4-13-1982	11-4	W	Champaign
4-27-1982	7-1	W	Charleston, Ill.
4-12-1983	9-3	W	Champaign
4-26-1983	2-3	L	Charleston, Ill.
4-10-1984	9-6	W	Champaign
4-24-1984	13-16	L	Champaign
4-9-1985	2-8	L	Champaign
4-23-1985	5-4	W	Charleston, Ill.
5-2-1985	5-8	L	Champaign
4-8-1986	15-8	W	Champaign
4-22-1986	10-6	W	Charleston, Ill.
4-30-1986	11-0	W	Danville, Ill.
4-7-1987	21-13	W	Charleston, Ill.
4-21-1987	15-12	W	Champaign
4-29-1987	20-23	L	Champaign
4-29-1987	12-11	W	Champaign
4-5-1988	7-6	W	Champaign
4-19-1988	6-3	W	Charleston, Ill.
3-11-1989	7-6	W	Murray, Ky.
3-12-1989	10-6	W	Murray, Ky.
4-11-1989	8-3	W	Champaign
4-12-1990	22-9	W	Champaign
4-17-1990	17-12	W	Charleston, Ill.
5-1-1991	5-4	W	Champaign
5-1-1991	9-8	W	Champaign
3-17-1992	4-2	W	Champaign
4-22-1993	17-8	W	Champaign
3-15-1994	21-4	W	Champaign
3-21-1995	5-6	L	Charleston, Ill.
3-22-1995	3-6	L	Champaign
4-9-1996	4-5	L	Champaign
4-8-1997	7-8	L	Charleston, Ill.
4-7-1998	12-3	W	Champaign
4-20-1999	21-11	W	Champaign
4-18-2000	0-1	L	Charleston, Ill.
4-16-2002	5-4	W	Charleston, Ill.
5-7-2003	10-2	W	Champaign
4-27-2004	13-3	W	Charleston, Ill.
4-26-2005	18-11	W	Champaign
4-25-2006	6-10	L	Charleston, Ill.
4-24-2007	8-0	W	Champaign
4-15-2008	3-13	L	Charleston, Ill.
4-14-2009	1-5	L	Champaign
4-13-2010	10-1	W	Champaign
4-21-2010	6-5 (10)	W	Mattoon, Ill.
4-12-2011	1-4	L	Mattoon, Ill.
4-20-2011	2-10	L	Champaign
4-10-2012	10-3	W	Champaign
4-18-2012	5-2	W	Mattoon, Ill.
4-9-2013	4-8	L	Champaign
4-22-2014	3-2	W	Champaign
4-7-2015	14-10	W	Charleston, Ill.
4-21-2015	10-1	W	Champaign
4-5-2016	9-7	W	Champaign
4-19-2016	5-4	W	Mattoon, Ill.

Eastern Kentucky (2-0)

H: 0-0	A: 0-0	N: 2-0	
3-22-2003	9-3	W	Bradenton, Fla.
3-22-2008	8-6	W	Bradenton, Fla.

Eastern Michigan (1-3)

H: 1-1	A: 0-1	N: 0-1	
4-7-1979	1-4	L	Ypsilanti, Mich.
4-7-1980	0-3	L	Champaign
4-7-1980	3-2	W	Champaign
3-27-1987	3-7	L	Columbus, Ohio

Effingham (0-1)

H: 0-0	A: 0-1	N: 0-0	
5-10-1890	0-5	L	Effingham, Ill.

Elmhurst (1-0)

H: 1-0	A: 0-0	N: 0-0	
3-23-1982	6-1	W	Champaign

Emporia State (0-2)

H: 0-0	A: 0-2	N: 0-0	
3-25-1979	6-8	L	Emporia, Kan.
3-25-1979	1-7	L	Emporia, Kan.

Evansville (0-3)

H: 0-1	A: 0-2	N: 0-0	
3-12-1983	7-8	L	Evansville, Ind.
3-12-1983	7-13	L	Evansville, Ind.
5-6-2009	3-4 (10)	L	Champaign

Florida (3-1)

H: 0-0	A: 3-1	N: 0-0	
3-26-1959	12-4	W	Gainesville, Fla.
5-24-1998	6-7	L	Gainesville, Fla.
2-28-2014	6-0	W	Gainesville, Fla.
3-2-2014	5-1	W	Gainesville, Fla.

Florida A&M (1-1)

H: 0-0	A: 0-0	N: 1-1	
4-1-1970	4-5	L	Tallahassee, Fla.
3-15-1999	12-5	W	Jacksonville, Fla.

Florida Atlantic (2-2)

H: 0-0	A: 1-2	N: 1-0	
3-23-1989	12-10	W	Coral Gables, Fla.
3-3-2017	10-11	L	Boca Raton, Fla.
3-4-2017	14-4	W	Boca Raton, Fla.
3-5-2017	2-16	L	Boca Raton, Fla.

Florida Gulf Coast (7-2-1)

H: 0-0	A: 3-1-1	N: 2-0	
2-25-2011	6-3	W	Fort Myers, Fla.
2-26-2011	7-2	W	Fort Myers, Fla.
2-27-2011	1-5	L	Fort Myers, Fla.
2-28-2014	3-2	W	Gainesville, Fla.
3-1-2014	9-1	W	Gainesville, Fla.
2-20-2015	13-2	W	Fort Myers, Fla.
2-22-2015	4-4	T	Fort Myers, Fla.
2-26-2016	4-2	W	Fort Myers, Fla.
2-27-2016	4-2	W	Fort Myers, Fla.
2-28-2016	2-3	L	Fort Myers, Fla.

Florida International (2-0)

H: 0-0	A: 0-0	N: 2-0	
3-21-1989	10-8	W	Coral Gables, Fla.
3-7-1998	14-6	W	Coral Gables, Fla.

Florida State (0-6)

H: 0-0	A: 0-5	N: 0-1	
4-3-1956	10-13	L	Tallahassee, Fla.
4-5-1956	0-12	L	Tallahassee, Fla.
3-27-1959	9-16	L	Tallahassee, Fla.
4-1-1970	4-5	L	Tallahassee, Fla.
4-3-1970	0-10	L	Tallahassee, Fla.
5-26-1990	4-6	L	Starkville, Miss.

Fordham (1-0)

H: 0-0	A: 0-0	N: 1-0	
2-21-2015	7-6	W	Fort Myers, Fla.

Fort Leonard Wood (0-2)

H: 0-2	A: 0-0	N: 0-0	
5-30-1951	3-5	L	Champaign
5-6-1952	2-10	L	Champaign

Fort Benning (Ga.) (2-1-1)

H: 0-0	A: 2-1-1	N: 0-0	
4-8-1926	5-5	T	Fort Benning, Ga.
4-8-1926	2-1	W	Fort Benning, Ga.
4-7-1928	3-4	L	Fort Benning, Ga.
4-7-1928	1-0	W	Fort Benning, Ga.

Fort Sam Houston (1-0)

H: 0-0	A: 0-0	N: 1-0	
4-13-1966	10-3	W	San Antonio, Texas

Fresno State (0-1)

H: 0-0	A: 0-1	N: 0-0	
3-17-2001	4-14	L	Fresno, Calif.

Furman (1-0)

H: 0-0	A: 0-0	N: 1-0	
3-6-1998	12-5	W	Coral Gables, Fla.

Georgetown (1-0)

H: 0-0	A: 0-0	N: 1-0	
3-9-1994	14-3	W	Homestead, Fla.

Georgia (1-2)

H: 0-0	A: 1-2	N: 0-0	
4-13-1914	1-2	L	Athens, Ga.
4-9-1926	5-3	W	Athens, Ga.
4-10-1926	0-2	L	Athens, Ga.

George Mason (0-1)

H: 0-0	A: 0-0	N: 0-1	
2-21-2014	0-3	L	Myrtle Beach, S.C.

Georgia State (1-2)

H: 0-0	A: 1-2	N: 0-0	
2-14-2014	4-5 (10)	L	Atlanta, Ga.
2-15-2014	19-13	W	Atlanta, Ga.
2-16-2014	6-10	L	Atlanta, Ga.

Georgia Tech (2-4)

H: 0-0	A: 1-3	N: 1-1	
4-10-1914	2-3	L	Atlanta, Ga.
4-11-1914	2-5	L	Atlanta, Ga.
4-18-1930	4-3	W	Atlanta, Ga.
4-19-1930	8-9	L	Atlanta, Ga.
5-31-2013	6-4	W	Nashville, Tenn.
6-2-2013	3-6	L	Nashville, Tenn.

Glenview (1-0)

H: 1-0	A: 0-0	N: 0-0	
4-10-1954	11-5	W	Champaign

Gonzaga (0-2)

H: 0-0	A: 0-0	N: 0-2	
2-24-2012	3-13	L	Beaumont, Texas
2-25-2012	3-7	L	Beaumont, Texas

Grand Rapids (1-0)

H: 0-0	A: 0-0	N: 0-0	
4-19-1950	12-5	W	Champaign

Great Lakes Academy (2-3)

H: 2-3	A: 0-0	N: 0-0	
5-22-1943	2-7	L	Champaign
5-8-1945	3-7	L	Champaign
5-30-1946	4-0	W	Champaign
4-7-1946	6-4	W	Champaign
4-8-1946	4-5	L	Champaign

Greenville (9-1)

H: 9-1	A: 0-0	N: 0-0	
4-15-1975	9-2	W	Champaign
4-15-1975	6-2	W	Champaign
4-13-1976	3-1	W	Champaign
4-13-1976	8-0	W	Champaign
4-12-1977	2-4	L	Champaign
4-12-1977	9-2	W	Champaign
4-12-1978	6-0	W	Champaign
4-12-1978	5-4	W	Champaign
5-5-1998	25-1	W	Champaign
5-2-2007	16-1	W	Champaign

Grinnell (4-0)

H: 4-0	A: 0-0	N: 0-0	
5-8-1893	3-2	W	Champaign
5-17-1895	9-0	W	Champaign
5-28-1895	13-6	W	Champaign
5-15-1896	18-3	W	Champaign

Harlem Globetrotters (1-0)

H: 0-0	A: 0-0	N: 1-0	
6-9-1947	7-6	W	Milwaukee, Wis.

Harris Teachers (1-0)

H: 0-0	A: 0-0	N: 1-0	
4-11-1952	11-0	W	St. Louis, Mo.

Hartford (1-0)

H: 0-0	A: 0-0	N: 1-0	
3-21-2009	7-3	W	Winter Haven, Fla.

Harvard (0-1)

H: 0-0	A: 0-1	N: 0-0	
5-30-1902	1-2	L	Cambridge, Mass.

Havana LaPalomas (1-0)

H: 1-0	A: 0-0	N: 0-0	
5-30-1947	2-0	W	Champaign

Hawaii (3-1)

H: 0-0	A: 3-1	N: 0-0	
4-10-1968	9-4	W	Honolulu, Hawaii
3-5-1993	8-6	W	Honolulu, Hawaii
3-6-1993	8-6	W	Honolulu, Hawaii
3-7-1993	5-11	L	Honolulu, Hawaii

Hawaii-Hilo (3-0)

H: 0-0	A: 3-0	N: 0-0	
3-12-1993	12-2	W	Hilo, Hawaii
3-12-1993	5-3	W	Hilo, Hawaii
3-13-1993	9-2	W	Hilo, Hawaii

Hawaii Pacific (1-1)

H: 0-0	A: 1-1	N: 0-0	
3-9-1993	12-7	W	Waipalu, Hawaii
3-10-1993	6-7	L	Honolulu, Hawaii

Hickman AFB (0-1)

H:0-0	A: 0-0	N: 0-1	
4-6-1968	4-5	L	Honolulu, Hawaii

Holy Cross (2-0)

H: 0-0	A: 0-0	N: 2-0	
4-2-1970	9-5	W	Tallahassee, Fla.
4-4-1970	4-1	W	Tallahassee, Fla.

Hosie (Japan) (2-0)

H: 2-0	A: 0-0	N: 0-0	
5-14-1931	3-2	W	Champaign
5-15-1931	4-3	W	Champaign

Houston (4-7)

H: 0-0	A: 3-6	N: 1-1	
2-18-1990	10-3	W	Kissimmee, Fla.
2-23-1996	8-4	W	Houston, Texas
2-24-1996	4-7	L	Houston, Texas
2-25-1996	6-8	L	Houston, Texas
2-27-1998	2-9	L	Houston, Texas
2-28-1998	2-10	L	Houston, Texas
3-1-1998	6-11	L	Houston, Texas
3-3-2000	4-3	W	Houston, Texas
3-4-2000	1-9	L	Houston, Texas
3-5-2000	11-9	W	Houston, Texas
2-25-2017	5-11	L	Corpus Christi, Texas

Houston Baptist (2-0)

H: 0-0	A: 0-0	N: 2-0	
3-1-2013	8-3	W	Arlington, Texas
3-2-2013	12-3	W	Arlington, Texas

Howard (1-1)

H: 0-0	A: 1-1	N: 0-0	
4-9-1920	7-4	W	Washington D.C.
4-10-1920	2-3	L	Washington D.C.

Hudson's (St. Louis) (1-1)

H: 1-1	A: 0-0	N: 0-0	
4-15-1893	4-2	W	Champaign
4-13-1894	8-18	L	Champaign

Hyde Park H.S. (1-0)

H: 1-0	A: 0-0	N: 0-0	
5-18-1895	12-3	W	Champaign

Illinois-Chicago (21-6)

H: 15-4	A: 2-1	N: 4-1	
4-15-1967	6-5	W	Carbondale, Ill.
4-11-1980	1-2	L	Champaign
4-14-1981	6-10	L	Champaign
4-19-1982	12-2	W	Champaign
5-16-1982	8-4	W	Champaign
5-16-1982	2-3	L	Champaign
5-18-1982	1-5	L	Champaign
5-18-1982	10-2	W	Champaign
3-15-1983	10-2	W	Champaign
3-15-1983	6-1	W	Champaign
4-4-1984	10-0	W	Champaign
4-5-1985	11-9	W	Springfield, Ill.
4-5-1986	13-3	W	Springfield, Ill.
5-6-1986	25-4	W	Champaign
4-4-1987	10-8	W	Champaign
4-19-1989	4-2	W	Champaign
5-2-1990	5-2	W	Chicago, Ill.
4-30-1991	28-17	W	Champaign
4-8-1992	7-0	W	Champaign
5-4-1993	3-2	W	Chicago, Ill.
4-25-1995	9-1	W	Champaign
4-2-1996	27-9	W	Champaign
4-30-1997	11-0	W	Champaign
4-22-1998	8-0	W	Champaign
4-18-2001	5-6	L	Chicago, Ill.
3-19-2006	4-2	W	Bradenton, Fla.
3-2-2008	4-7 (6)	L	Waco, Texas

Illinois-Springfield (1-0)

H: 1-0	A: 0-0	N: 0-0	
4-26-2011	10-4	W	Champaign

Illinois College (32-2)

H: 25-1	A: 4-1	N: 3-0	
10-2-1879	12-5	W	Champaign
5-3-1881	13-14	L	Jacksonville, Ill.
5-14-1886	18-10	W	Jacksonville, Ill.
5-15-1886	18-12	W	Jacksonville, Ill.
9-30-1886	17-11	W	Monmouth, Ill.
5-13-1887	13-5	W	Jacksonville, Ill.
5-20-1887	16-19	L	Champaign
5-26-1888	13-12	W	Champaign
10-4-1888	22-8	W	Champaign
5-9-1890	18-4	W	Jacksonville, Ill.
5-16-1890	18-11	W	Champaign
10-3-1890	9-4	W	Bloomington, Ill.

SERIES RECORDS

10-1-1891	8-1	W	Monmouth, Ill.
10-7-1892	15-0	W	Champaign
4-5-1935	8-2	W	Champaign
4-6-1935	15-2	W	Champaign
4-6-1935	7-0	W	Champaign
4-3-1937	9-4	W	Champaign
4-14-1965	11-1	W	Champaign
4-20-1968	8-3	W	Champaign
4-20-1968	13-0	W	Champaign
5-5-1969	8-2	W	Champaign
5-3-1974	11-0	W	Champaign
5-3-1974	4-2	W	Champaign
4-7-1975	6-2	W	Champaign
4-7-1975	7-0	W	Champaign
4-22-1976	16-4	W	Champaign
4-22-1976	6-0	W	Champaign
4-21-1977	4-2	W	Champaign
4-21-1977	9-2	W	Champaign
4-23-2002	6-0	W	Champaign
4-21-2004	10-1	W	Champaign
4-9-2008	17-0	W	Champaign
5-4-2011	7-0	W	Champaign

Illinois State (52-32)

H: 28-17	A: 24-15	N: 0-0	
4-7-1939	12-3	W	Champaign
4-6-1940	10-2	W	Champaign
4-10-1943	3-0	W	Champaign
4-29-1952	5-3	W	Normal, Ill.
5-13-1952	8-3	W	Champaign
4-21-1953	7-3	W	Normal, Ill.
5-12-1953	7-5	W	Champaign
5-18-1954	4-3	W	Champaign
4-26-1955	10-8	W	Normal, Ill.
5-17-1955	7-9	L	Champaign
5-1-1956	11-3	W	Champaign
5-7-1957	4-5	L	Normal, Ill.
5-13-1958	8-10	L	Champaign
5-5-1959	1-2	L	Champaign
5-19-1959	7-6	W	Champaign
5-19-1964	2-4	L	Champaign
4-25-1972	5-11	L	Normal, Ill.
4-25-1972	3-0	W	Normal, Ill.
4-3-1973	5-7	L	Champaign
4-3-1973	2-5	L	Champaign
4-1-1975	17-10	W	Champaign
4-1-1975	3-7	L	Champaign
5-7-1976	8-5	W	Normal, Ill.
5-7-1976	1-7	L	Normal, Ill.
3-29-1977	2-0	W	Champaign
3-29-1977	5-4	W	Champaign
4-7-1978	0-1	L	Normal, Ill.
4-7-1978	2-1	W	Normal, Ill.
4-4-1979	2-1	W	Champaign
4-4-1979	6-5	W	Champaign
4-17-1980	6-9	L	Normal, Ill.
4-17-1980	3-4	L	Normal, Ill.
4-8-1981	1-0	W	Champaign
4-8-1981	2-4	L	Champaign
4-14-1982	1-4	L	Normal, Ill.
4-14-1982	9-6	W	Normal, Ill.
4-11-1984	11-1	W	Normal, Ill.
4-11-1984	6-4	W	Normal, Ill.
4-10-1985	4-5	L	Champaign
4-10-1986	14-2	W	Normal, Ill.
4-9-1987	4-8	L	Champaign
4-5-1989	13-2	W	Champaign
4-4-1990	14-5	W	Normal, Ill.
3-24-1992	12-2	W	Normal, Ill.
4-7-1992	9-1	W	Champaign
4-20-1993	10-7	W	Champaign
4-21-1993	15-7	W	Normal, Ill.
4-19-1994	6-9	L	Normal, Ill.
4-20-1994	3-6	L	Champaign
4-18-1995	6-13	L	Normal, Ill.
4-19-1995	5-10	L	Champaign
4-16-1996	6-5	W	Champaign
5-1-1996	13-2	W	Normal, Ill.
4-22-1997	10-5	W	Normal, Ill.
4-23-1997	6-2	W	Normal, Ill.
4-15-1998	4-3	W	Normal, Ill.
4-28-1998	7-8	L	Champaign
4-13-1999	2-8	L	Normal, Ill.
4-27-1999	7-6	W	Champaign
4-11-2000	8-9	L	Normal, Ill.
4-25-2000	13-8	W	Champaign
3-3-2001	4-1	W	Champaign
4-10-2001	9-5	W	Normal, Ill.
4-24-2001	3-7	L	Champaign
4-30-2002	7-6	W	Champaign
5-14-2002	3-5	L	Normal, Ill.
4-22-2003	6-14	L	Champaign
4-19-2005	3-4	L	Champaign
4-18-2006	8-3	W	Normal, Ill.
4-17-2007	18-4	W	Normal, Ill.
4-22-2008	10-4	W	Champaign
3-30-2010	8-13	L	Normal, Ill.
4-20-2010	1-4	L	Champaign
3-30-2011	14-2	W	Champaign
3-27-2012	7-16	L	Normal, Ill.
4-17-2012	7-5	W	Champaign
4-16-2013	12-1 (8)	W	Normal, Ill.
3-26-2014	6-1	W	Champaign
4-15-2014	2-6	L	Normal, Ill.
4-14-2015	7-3	W	Normal, Ill.
3-22-2016	8-3	W	Normal, Ill.
4-12-2016	7-1	W	Champaign
3-21-2017	7-1	W	Champaign
4-11-2017	6-5 (10)	W	Normal, Ill.

Illinois Wesleyan (33-4-1)

H: 23-2-1	A: 10-2	N: 0-0	
5-6-1887	19-13	W	Bloomington, Ill.
5-23-1891	5-4	W	Champaign
5-30-1892	3-1	W	Champaign
10-6-1892	11-2	W	Champaign
4-10-1933	8-2	W	Bloomington, Ill.
4-12-1933	13-1	W	Champaign
4-7-1934	9-1	W	Champaign
4-10-1934	2-1	W	Bloomington, Ill.
3-30-1935	11-9	W	Champaign
4-2-1935	6-3	W	Bloomington, Ill.
3-28-1936	8-1	W	Champaign
3-31-1936	4-10	L	Bloomington, Ill.
4-7-1937	3-0	W	Bloomington, Ill.
4-10-1937	12-4	W	Champaign
4-2-1938	4-2	W	Champaign
4-5-1938	5-4	W	Bloomington, Ill.
3-28-1939	11-10	W	Champaign
3-31-1939	8-8	T	Champaign
4-24-1940	4-2	W	Champaign
4-22-1952	2-0	W	Champaign
5-19-1953	4-3	W	Champaign
4-27-1954	3-1	W	Bloomington, Ill.
5-11-1954	16-8	W	Champaign
5-25-1955	12-3	W	Champaign
5-8-1956	0-7	L	Bloomington, Ill.
5-22-1956	11-1	W	Champaign
4-30-1957	13-2	W	Champaign
5-6-1958	4-2	W	Bloomington, Ill.
5-20-1598	11-3	W	Champaign
5-12-1959	6-9	L	Champaign
4-5-1972	3-4	L	Champaign
3-31-1981	12-1	W	Champaign
4-12-1982	6-3	W	Champaign
4-21-1983	23-5	W	Bloomington, Ill.
4-5-1984	15-2	W	Champaign
3-25-1985	8-3	W	Champaign
4-29-1986	17-7	W	Bloomington, Ill.
5-11-1999	17-0	W	Champaign

Indiana (115-77-1)

H: 63-30	A: 48-43-1	N: 2-4	
5-17-1893	13-6	W	Champaign
5-12-1896	19-3	W	Champaign
4-20-1901	35-4	W	Champaign
5-20-1903	14-0	W	Champaign
5-2-1906	22-3	W	Champaign
6-9-1906	2-0	W	Bloomington, Ind.
5-18-1907	12-5	W	Champaign
4-28-1908	6-3	W	Champaign
6-6-1908	5-4	W	Bloomington, Ind.
4-9-1909	9-1	W	Bloomington, Ind.
4-10-1909	8-1	W	Bloomington, Ind.
5-28-1910	4-1 (10)	W	Bloomington, Ind.
4-29-1911	5-4	W	Champaign
5-27-1911	12-1	W	Bloomington, Ind.
4-8-1912	8-4	W	Bloomington, Ind.
4-26-1912	4-3	W	Champaign
4-16-1913	9-5	W	Champaign
5-23-1914	2-13	L	Champaign
5-15-1915	6-0	W	Champaign
4-21-1916	1-2	L	Bloomington, Ind.
5-13-1916	8-0	W	Champaign
5-14-1917	0-5	L	Bloomington, Ind.
5-23-1917	8-1	W	Champaign
5-17-1940	4-2	W	Champaign
5-18-1940	7-0	W	Champaign
4-11-1941	1-2	L	Bloomington, Ind.
4-12-1941	10-7	W	Bloomington, Ind.
4-10-1942	7-5	W	Champaign
4-11-1942	13-0	W	Champaign
5-5-1944	9-3	W	Champaign
5-6-1944	9-0	W	Champaign
4-27-1945	2-10	L	Bloomington, Ind.
4-28-1945	6-6	T	Bloomington, Ind.
5-17-1946	10-6	W	Champaign
5-18-1946	4-1	W	Champaign
4-12-1947	4-0	W	Bloomington, Ind.
4-12-1947	10-3	W	Bloomington, Ind.
5-21-1948	10-4	W	Champaign
5-22-1948	14-0	W	Champaign
5-13-1949	8-5	W	Bloomington, Ind.
5-14-1949	1-9	L	Bloomington, Ind.
5-19-1950	6-3	W	Champaign
5-20-1950	10-9	W	Champaign
4-27-1951	15-0	W	Champaign
4-28-1951	6-10	L	Champaign
5-3-1952	7-0	W	Champaign
5-3-1952	5-2	W	Champaign
5-1-1953	12-11	W	Bloomington, Ind.
5-7-1954	5-7	L	Champaign
5-7-1955	1-8	L	Bloomington, Ind.
5-7-1955	6-2	W	Bloomington, Ind.
5-19-1956	2-13	L	Champaign
5-19-1956	3-4	L	Champaign
5-17-1957	11-2	W	Bloomington, Ind.
5-23-1958	4-5	L	Champaign
5-23-1959	5-6	L	Bloomington, Ind.
5-23-1959	1-3	L	Bloomington, Ind.
4-30-1960	8-0	W	Champaign
4-30-1960	4-5	L	Champaign
4-21-1961	1-12	L	Bloomington, Ind.
4-28-1962	3-1	W	Champaign
4-28-1962	2-3	L	Champaign
5-4-1963	7-2	W	Bloomington, Ind.
5-4-1963	5-3	W	Bloomington, Ind.
5-8-1964	0-5	L	Champaign
5-7-1965	6-9	L	Bloomington, Ind.
5-14-1966	3-16	L	Champaign
5-14-1966	1-9	L	Champaign
5-13-1967	3-6	L	Bloomington, Ind.
5-13-1967	10-1	W	Bloomington, Ind.
5-24-1968	1-4	L	Champaign
5-24-1968	3-1	W	Champaign
4-5-1969	7-11	L	Riverside, Calif.
5-23-1969	9-2	W	Champaign
5-23-1969	1-2	L	Champaign
4-25-1970	1-0	W	Champaign
4-25-1970	5-1	W	Champaign
4-24-1971	4-5	L	Bloomington, Ind.
4-24-1971	14-15	L	Bloomington, Ind.
4-21-1972	7-3	W	Champaign
4-20-1973	4-3	W	Bloomington, Ind.
4-20-1973	1-7	L	Bloomington, Ind.
4-20-1974	2-4	L	Champaign
4-20-1974	3-2	W	Champaign
4-19-1975	12-13	L	Bloomington, Ind.
4-19-1975	10-4	W	Bloomington, Ind.
5-22-1976	2-5	L	Champaign
5-22-1976	1-9	L	Champaign
5-18-1977	6-2	W	Bloomington, Ind.
5-18-1977	8-4	W	Bloomington, Ind.
5-21-1978	6-3	W	Champaign
5-21-1978	3-7	L	Champaign
5-20-1979	5-13	L	Bloomington, Ind.
5-20-1979	11-3	W	Bloomington, Ind.
3-9-1982	10-5	W	Bloomington, Ind.
3-31-1982	3-2	W	Champaign
3-8-1983	6-2	W	Bloomington, Ind.
4-5-1983	3-2	W	Champaign
3-6-1985	2-1	W	Bloomington, Ind.
3-13-1986	7-6	W	Champaign
4-18-1987	1-9	L	Bloomington, Ind.
4-18-1987	5-7	L	Bloomington, Ind.
4-19-1987	5-10	L	Bloomington, Ind.
4-19-1987	8-2	W	Bloomington, Ind.
3-30-1988	3-2	W	Bloomington, Ind.
5-13-1990	8-4	W	Champaign
5-13-1990	3-1	W	Champaign
5-14-1990	4-8	L	Champaign
5-14-1990	19-12	W	Champaign
4-6-1991	3-5	L	Bloomington, Ind.
4-6-1991	16-11	W	Bloomington, Ind.
4-7-1991	5-6	L	Bloomington, Ind.
4-7-1991	6-13	L	Bloomington, Ind.
5-1-1992	8-11	L	Champaign
5-1-1992	11-10	W	Champaign
5-2-1992	8-7	W	Champaign
5-2-1992	8-11	L	Champaign
4-3-1993	6-4	W	Bloomington, Ind.
4-3-1993	10-7	W	Bloomington, Ind.
4-4-1993	6-7	L	Bloomington, Ind.
4-4-1993	6-0	W	Bloomington, Ind.
4-20-1996	7-0	W	Bloomington, Ind.
4-20-1996	7-8	L	Bloomington, Ind.
4-21-1996	7-8	L	Bloomington, Ind.
4-21-1996	11-2	W	Bloomington, Ind.
5-16-1996	3-6	L	State College, Pa.
5-18-1996	8-5	W	State College, Pa.
5-19-1996	4-6	L	State College, Pa.
3-28-1997	6-9	L	Bloomington, Ind.
3-29-1997	1-3	L	Bloomington, Ind.
3-29-1997	11-5	W	Bloomington, Ind.
3-30-1997	3-2	W	Bloomington, Ind.
3-6-1999	16-10	W	Lexington, Ky.
5-13-2000	4-5	L	Bloomington, Ind.
5-13-2000	9-3	W	Bloomington, Ind.
5-14-2000	5-6	L	Bloomington, Ind.
5-14-2000	7-1	W	Bloomington, Ind.
5-11-2001	6-5	W	Champaign
5-12-2001	3-2	W	Champaign
5-12-2001	3-10	L	Champaign
5-13-2001	8-5	W	Champaign
3-30-2002	6-4	W	Bloomington, Ind.
3-30-2002	2-9	L	Bloomington, Ind.
3-31-2002	0-4	L	Bloomington, Ind.
3-31-2002	3-5	L	Bloomington, Ind.
3-29-2003	0-4	L	Champaign
3-29-2003	9-2	W	Champaign
3-30-2003	7-2	W	Champaign
3-30-2003	3-4	L	Champaign
4-23-2004	2-9	L	Champaign
4-24-2004	3-1	W	Champaign
4-24-2004	3-2	W	Champaign
4-25-2004	8-17	L	Champaign
4-22-2005	8-3	W	Bloomington, Ind.
4-23-2005	4-3	W	Bloomington, Ind.
4-23-2005	13-14 (9)	L	Bloomington, Ind.
4-24-2005	7-5	W	Bloomington, Ind.
5-14-2006	3-4	L	Bloomington, Ind.
5-14-2006	9-6	W	Bloomington, Ind.
5-15-2006	4-5	L	Bloomington, Ind.
5-15-2006	0-2	L	Bloomington, Ind.
5-11-2007	6-5	W	Champaign
5-12-2007	3-0	W	Champaign
5-12-2007	5-2	W	Champaign
5-13-2007	7-2	W	Champaign
4-5-2008	8-7	W	Bloomington, Ind.
4-6-2008	1-8	L	Bloomington, Ind.
4-6-2008	7-4	W	Bloomington, Ind.
4-7-2008	18-8	W	Bloomington, Ind.
5-23-2008	7-14	L	Ann Arbor, Mich.
4-3-2009	4-14	L	Champaign
4-4-2009	1-2 (10)	L	Champaign
4-4-2009	5-4	W	Champaign
5-20-2010	5-11	L	Bloomington, Ind.
5-21-2010	17-12	W	Bloomington, Ind.
5-22-2010	6-16	L	Bloomington, Ind.
5-19-2011	4-3	W	Champaign
5-20-2011	13-12	W	Champaign
5-21-2011	7-5	W	Champaign
4-6-2012	3-12	L	Champaign
4-7-2012	7-3	W	Champaign
4-8-2012	11-6	W	Champaign
4-5-2013	2-3	L	Bloomington, Ind.
4-6-2013	3-7	L	Bloomington, Ind.
4-7-2013	3-2	W	Bloomington, Ind.
4-25-2014	3-9	L	Champaign
4-26-2014	2-1	W	Champaign
4-27-2014	3-11 (8)	L	Champaign
4-17-2015	5-1	W	Champaign
4-18-2015	6-3	W	Champaign
5-13-2016	2-1 (11)	W	Bloomington, Ind.
5-14-2016	1-3	L	Bloomington, Ind.
5-15-2016	1-4	L	Bloomington, Ind.

Indiana Casualty (1-0)

H: 1-0	A: 0-0	N: 0-0	
6-16-1947	11-2	W	Champaign

Indiana Central (3-1)

H: 3-1	A: 0-0	N: 0-0	
4-1-1974	3-4	L	Champaign
4-1-1974	7-2	W	Champaign
4-7-1975	5-2	W	Champaign
4-7-1975	11-2	W	Champaign

Indiana Southeastern (7-3)

H: 0-0	A: 7-3	N: 0-0	
2-27-1982	12-3	W	New Albany, Ind.
2-27-1982	2-3	L	New Albany, Ind.
2-28-1982	12-1	W	New Albany, Ind.
2-28-1982	13-11	W	New Albany, Ind.

2-26-1983	4-0	W	New Albany, Ind.
2-26-1983	8-5	W	New Albany, Ind.
2-27-1983	3-4	L	New Albany, Ind.
2-27-1983	7-3	W	New Albany, Ind.
2-26-1984	8-0	W	New Albany, Ind.
2-26-1984	2-3	L	New Albany, Ind.

Indiana State (38-36-2)

H: 22-17-1	**A: 12-19-1**	**N: 1-0**	
5-1-1961	13-11	W	Champaign
5-8-1962	9-8	W	Champaign
5-7-1963	12-1	W	Champaign
5-5-1964	1-5	L	Champaign
5-4-1965	4-3	W	Champaign
5-3-1966	7-8	L	Champaign
5-9-1967	21-0	W	Champaign
5-1-1968	3-15	L	Champaign
4-16-1969	2-6	L	Champaign
4-15-1970	5-2	W	Champaign
4-15-1970	3-1	W	Champaign
5-4-1971	5-10	L	Terre Haute, Ind.
5-4-1971	2-9	L	Terre Haute, Ind.
5-12-1978	6-3	W	Terre Haute, Ind.
5-12-1978	5-5	T	Terre Haute, Ind.
5-11-1979	3-9	L	Champaign
5-11-1979	6-3	W	Champaign
5-9-1980	13-15	L	Terre Haute, Ind.
5-9-1980	6-12	L	Terre Haute, Ind.
4-29-1981	8-6	W	Terre Haute, Ind.
5-8-1981	5-9	L	Champaign
3-24-1982	0-2	L	Terre Haute, Ind.
3-24-1982	1-2	L	Terre Haute, Ind.
4-22-1982	4-3	W	Champaign
4-19-1983	5-14	L	Champaign
4-19-1983	7-7	T	Champaign
4-20-1983	2-11	L	Champaign
3-29-1984	0-7	L	Terre Haute, Ind.
3-29-1984	0-4	L	Terre Haute, Ind.
4-17-1984	1-6	L	Champaign
3-20-1985	6-4	W	Terre Haute, Ind.
4-17-1985	2-0	W	Champaign
4-17-1985	5-4	W	Champaign
4-17-1986	1-6	L	Champaign
3-24-1987	2-9	L	Terre Haute, Ind.
3-22-1988	7-3	W	Terre Haute, Ind.
3-26-1988	5-15	L	Champaign
3-29-1989	8-6	W	Terre Haute, Ind.
4-26-1989	13-12	W	Champaign
4-18-1990	15-5	W	Champaign
4-25-1990	6-8	L	Terre Haute, Ind.
4-10-1991	4-2	W	Terre Haute, Ind.
4-14-1992	8-6	W	Terre Haute, Ind.
4-28-1992	5-3	W	Champaign
4-13-1993	9-2	W	Terre Haute, Ind.
4-27-1993	8-11	L	Champaign
4-13-1994	2-8	L	Terre Haute, Ind.
4-12-1995	9-3	W	Champaign
3-8-1996	6-2	W	El Paso, Texas
4-10-1996	7-4	W	Terre Haute, Ind.
4-17-1996	8-6	W	Champaign
4-9-1997	0-1	L	Terre Haute, Ind.
4-15-1997	5-10	L	Champaign
3-242-1998	8-12	L	Terre Haute, Ind.
4-14-1998	9-16	L	Champaign
4-14-1999	8-2	W	Champaign
4-28-1999	4-10	L	Terre Haute, Ind.
4-12-2000	8-2	W	Champaign
4-26-2000	8-3	W	Terre Haute, Ind.
3-20-2001	1-4	L	Terre Haute, Ind.
4-11-2001	8-12	L	Champaign
4-10-2002	9-11	L	Terre Haute, Ind.
4-8-2003	0-4	L	Champaign
3-30-2004	6-5	W	Terre Haute, Ind.
3-29-2005	8-4	W	Champaign
3-28-2006	4-2	W	Terre Haute, Ind.
3-27-2007	0-4	L	Champaign
3-26-2008	15-4	W	Champaign
4-29-2009	10-11	L	Terre Haute, Ind.
3-25-2011	7-6	W	Champaign
4-24-2012	4-6	L	Terre Haute, Ind.
3-18-2014	8-0	W	Champaign
3-29-2016	4-5	L	Terre Haute, Ind.
3-31-2017	6-4	W	Champaign
4-1-2017	2-1	W	Champaign
4-2-2017	5-2	W	Champaign

Iona College (1-0)

H: 0-0	**A: 0-0**	**N: 1-0**	
3-14-2003	5-1	W	Edinburg, Texas

Iowa (130-83-2)

H: 68-37-1	**A: 58-46-1**	**N: 4-0**	
5-6-1895	10-8	W	Champaign
5-29-1895	14-3	W	Iowa City, Iowa
5-9-1900	17-0	W	Champaign
6-11-1901	4-3 (10)	W	Iowa City, Iowa
5-16-1902	16-1	W	Champaign
4-23-1908	3-1	W	Champaign
4-24-1908	2-0	W	Champaign
4-30-1910	5-0	W	Champaign
4-21-1911	10-2	W	Champaign
4-22-1911	14-1	W	Champaign
4-13-1912	1-1	T	Iowa City, Iowa
4-19-1912	5-3	W	Champaign
4-19-1913	6-1	W	Champaign
5-3-1913	4-3	W	Iowa City, Iowa
4-21-1917	8-0	W	Iowa City, Iowa
5-18-1917	8-7	W	Champaign
5-19-1917	8-4	W	Champaign
5-4-1918	3-0	W	Iowa City, Iowa
4-26-1919	3-4	L	Champaign
5-10-1919	4-2	W	Iowa City, Iowa
5-1-1920	3-4	L	Champaign
5-10-1920	2-1	W	Iowa City, Iowa
4-30-1921	12-2	W	Champaign
5-16-1921	5-2	W	Iowa City, Iowa
4-27-1922	6-5	W	Champaign
4-14-1923	7-0	W	Champaign
4-30-1923	2-7	L	Iowa City, Iowa
4-28-1924	5-4	W	Iowa City, Iowa
5-12-1924	6-4	W	Champaign
4-18-1925	4-1	W	Champaign
4-27-1925	7-9	L	Iowa City, Iowa
4-17-1926	11-4	W	Champaign
4-26-1926	8-3	W	Iowa City, Iowa
4-25-1927	6-1	W	Iowa City, Iowa
5-11-1927	1-1	T	Champaign
5-19-1928	4-0	W	Champaign
5-19-1928	2-4	L	Champaign
4-13-1929	3-1	W	Iowa City, Iowa
4-29-1929	5-0	W	Champaign
4-21-1939	2-12	L	Champaign
4-22-1939	8-0	W	Champaign
4-19-1940	4-7	L	Iowa City, Iowa
4-20-1940	4-3	W	Iowa City, Iowa
4-13-1945	4-2	W	Champaign
4-13-1945	4-0	W	Champaign
5-24-1946	1-5	L	Iowa City, Iowa
4-22-1949	0-3	L	Iowa City, Iowa
4-23-1949	13-12	W	Iowa City, Iowa
4-14-1950	3-6	L	Champaign
4-15-1950	11-0	W	Champaign
5-14-1951	3-4	L	Iowa City, Iowa
5-15-1951	5-2	W	Iowa City, Iowa
5-24-1952	4-1	W	Champaign
5-24-1952	3-4	L	Champaign
5-25-1953	7-3	W	Iowa City, Iowa
4-23-1954	6-5	W	Champaign
5-5-1956	0-9	L	Champaign
5-5-1956	8-7	W	Champaign
5-3-1957	2-3	L	Iowa City, Iowa
5-9-1958	7-8	L	Champaign
5-9-1959	7-4	W	Iowa City, Iowa
5-21-1960	1-4	L	Champaign
5-21-1960	3-2	W	Champaign
5-12-1961	4-0	W	Iowa City, Iowa
5-19-1962	6-2	W	Champaign
5-19-1962	1-0	W	Champaign
5-25-1963	7-6	W	Iowa City, Iowa
5-25-1963	5-9	L	Iowa City, Iowa
4-24-1964	2-8	L	Champaign
4-23-1965	5-2	W	Iowa City, Iowa
4-29-1967	3-2	W	Iowa City, Iowa
4-29-1967	0-7	L	Iowa City, Iowa
5-10-1968	4-0	W	Champaign
5-10-1968	0-1	L	Champaign
5-9-1969	3-1	W	Iowa City, Iowa
5-9-1969	3-5	L	Iowa City, Iowa
5-16-1970	3-2	W	Champaign
5-16-1970	8-3	W	Champaign
5-15-1971	4-5	L	Iowa City, Iowa
5-15-1971	4-2	W	Iowa City, Iowa
4-28-1972	4-5	L	Champaign
4-28-1972	0-3	L	Champaign
5-18-1973	2-0	W	Iowa City, Iowa
5-18-1973	6-5	W	Iowa City, Iowa
5-18-1974	4-5	L	Champaign
5-18-1974	4-3	W	Champaign
5-17-1975	1-4	L	Iowa City, Iowa
5-17-1975	4-8	L	Iowa City, Iowa
4-24-1976	0-3	L	Champaign
4-24-1976	0-2	L	Champaign
4-23-1977	7-9	L	Iowa City, Iowa
4-23-1977	5-4	W	Iowa City, Iowa
4-15-1978	1-3	L	Iowa City, Iowa
4-15-1978	1-3	L	Iowa City, Iowa
4-14-1979	1-3	L	Champaign
4-14-1979	4-5	L	Champaign
4-20-1980	10-9	W	Iowa City, Iowa
4-20-1980	3-2	W	Iowa City, Iowa
4-11-1981	8-9	L	Iowa City, Iowa
4-11-1981	10-2	W	Iowa City, Iowa
4-17-1982	9-0	W	Champaign
4-17-1982	2-0	W	Champaign
4-18-1982	7-5	W	Champaign
4-18-1982	12-0	W	Champaign
4-16-1983	11-4	W	Iowa City, Iowa
4-17-1983	3-7	L	Iowa City, Iowa
4-17-1983	2-5	L	Iowa City, Iowa
4-18-1983	8-9	L	Iowa City, Iowa
4-14-1984	3-2	W	Champaign
4-14-1984	7-1	W	Champaign
4-16-1984	8-14	L	Champaign
4-20-1985	7-8	L	Iowa City, Iowa
4-20-1985	14-7	W	Iowa City, Iowa
4-21-1985	12-13	L	Iowa City, Iowa
4-21-1985	9-4	W	Iowa City, Iowa
4-12-1986	7-3	W	Champaign
4-12-1986	7-13	L	Champaign
4-13-1986	22-8	W	Champaign
4-13-1986	6-3	W	Champaign
4-11-1987	7-8	L	Iowa City, Iowa
4-11-1987	2-5	L	Iowa City, Iowa
4-12-1987	10-8	W	Iowa City, Iowa
4-12-1987	3-6	L	Iowa City, Iowa
4-16-1988	2-1	W	Iowa City, Iowa
4-16-1988	8-4	W	Iowa City, Iowa
4-17-1988	5-2	W	Iowa City, Iowa
4-17-1988	7-4	W	Iowa City, Iowa
4-15-1989	4-5	L	Champaign
4-15-1989	2-7	L	Champaign
4-16-1989	13-3	W	Champaign
4-16-1989	14-13	W	Champaign
5-18-1989	8-7	W	Ann Arbor, Mich.
4-27-1990	8-9	L	Iowa City, Iowa
4-28-1990	9-10	L	Iowa City, Iowa
4-28-1990	4-6	L	Iowa City, Iowa
4-29-1990	3-4	L	Iowa City, Iowa
5-18-1990	11-7	W	Iowa City, Iowa
5-11-1991	7-12	L	Champaign
5-11-1991	12-2	W	Champaign
5-12-1991	5-4	W	Champaign
5-12-1991	7-1	W	Champaign
4-11-1992	0-1	L	Iowa City, Iowa
4-11-1992	16-2	W	Iowa City, Iowa
4-12-1992	6-5	W	Iowa City, Iowa
4-12-1992	4-2	W	Iowa City, Iowa
3-27-1993	4-6	L	Champaign
3-27-1993	0-4	L	Champaign
3-28-1993	2-1	W	Champaign
3-28-1993	8-13	L	Champaign
5-1-1994	5-6	L	Iowa City, Iowa
5-1-1994	7-8	L	Iowa City, Iowa
5-2-1994	7-4	W	Iowa City, Iowa
5-2-1994	11-9	W	Iowa City, Iowa
4-15-1995	2-6	L	Champaign
4-15-1995	14-6	W	Champaign
4-16-1995	11-3	W	Champaign
4-16-1995	4-3	W	Champaign
4-24-1998	16-4	W	Champaign
4-25-1998	9-5	W	Champaign
4-26-1998	10-8	W	Champaign
4-26-1998	10-0	W	Champaign
4-23-1999	8-3	W	Iowa City, Iowa
4-24-1999	12-4	W	Iowa City, Iowa
4-24-1999	3-2	W	Iowa City, Iowa
4-25-1999	4-3	W	Iowa City, Iowa
3-13-2000	6-2	W	Jacksonville, Fla.
3-24-2000	15-1	W	Champaign
3-25-2000	9-7	W	Champaign
3-25-2000	10-8	W	Champaign
3-26-2000	4-5	L	Champaign
4-13-2001	8-3	W	Iowa City, Iowa
4-14-2001	0-2	L	Iowa City, Iowa
4-14-2001	0-7	L	Iowa City, Iowa
4-15-2001	4-3	W	Iowa City, Iowa
5-17-2002	5-4	W	Iowa City, Iowa
5-18-2002	4-6	L	Iowa City, Iowa
5-18-2002	5-8	L	Iowa City, Iowa
5-19-2002	3-5	L	Iowa City, Iowa
5-16-2003	4-6 (10)	L	Champaign
5-17-2003	4-5 (10)	L	Champaign
5-17-2003	9-3	W	Champaign
5-18-2003	6-4	W	Champaign
5-21-2004	11-8	W	Iowa City, Iowa
5-22-2004	8-6	W	Iowa City, Iowa
5-22-2004	8-9	L	Iowa City, Iowa
5-23-2004	3-7	L	Iowa City, Iowa
5-20-2005	9-12	L	Champaign
5-21-2005	3-0	W	Champaign
5-21-2005	1-2	L	Champaign
5-22-2005	1-7	L	Champaign
4-21-2006	12-3	W	Champaign
4-22-2006	4-3	W	Champaign
4-22-2006	10-2	W	Champaign
4-23-2006	3-17	L	Champaign
4-20-2007	6-2	W	Iowa City, Iowa
4-21-2007	9-10	L	Iowa City, Iowa
4-21-2007	4-10	L	Iowa City, Iowa
4-22-2007	12-17	L	Iowa City, Iowa
5-23-2007	12-3	W	Ann Arbor, Mich.
2-20-2009	8-3	W	Clearwater, Fla.
4-9-2010	9-8	W	Iowa City, Iowa
4-10-2010	4-6	L	Iowa City, Iowa
4-11-2010	2-4	L	Iowa City, Iowa
4-8-2011	4-3	W	Champaign
4-9-2011	4-7	L	Champaign
4-10-2011	11-7	W	Champaign
5-9-2014	4-1	W	Iowa City, Iowa
5-10-2014	5-1	W	Iowa City, Iowa
5-11-2014	4-2	W	Iowa City, Iowa
4-9-2016	3-4 (10)	L	Iowa City, Iowa
4-9-2016	10-4	W	Iowa City, Iowa
4-10-2016	3-4	L	Iowa City, Iowa
5-18-2017	5-6	L	Champaign
5-19-2017	12-8	W	Champaign
5-19-2017	3-8	L	Champaign

Iowa Seahawks (0-1)

H: 0-1	**A: 0-0**	**N: 0-0**	
5-13-1945	5-6	L	Champaign

Iowa State (1-0)

H: 0-0	**A: 1-0**	**N: 0-0**	
5-27-1895	26-16	W	Ames, Iowa

IPFW (4-0)

H: 4-0	**A: 0-0**	**N: 0-0**	
3-22-2000	3-1	W	Champaign
3-27-2001	2-1	W	Champaign
3-30-2003	9-1	W	Champaign
3-30-2003	19-5	W	Champaign

IUPUI (2-0)

H: 2-0	**A: 0-0**	**N: 0-0**	
3-23-1985	11-1	W	Champaign
4-1-1997	3-1	W	Champaign

Jacksonville (1-2)

H: 0-0	**A: 1-2**	**N: 0-0**	
3-16-1999	0-8	L	Jacksonville, Fla.
3-17-1999	5-4	W	Jacksonville, Fla.
3-15-2000	4-12	L	Jacksonville, Fla.

Jacksonville State (0-1)

H: 0-0	**A: 0-0**	**N: 0-1**	
3-17-2007	2-14	L	Bradenton, Fla.

Jamestown (1-0)

H: 0-0	**A: 1-0**	**N: 0-0**	
7-31-1928	13-0	W	Jamestown, N.D.

Jefferson Barracks (1-1)

H: 1-1	**A: 0-0**	**N: 0-0**	
4-3-1942	5-9	L	Champaign
4-4-1942	15-6	W	Champaign

Judson (1-0)

H: 1-0	**A: 0-0**	**N: 0-0**	
3-24-2008	15-5	W	Champaign

Kansas (3-0)

H: 0-0	**A: 0-0**	**N: 3-0**	
3-14-1976	1-0	W	San Antonio, Texas
3-13-1982	7-3	W	Tulsa, Okla.
3-19-2008	11-9	W	Bradenton, Fla.

Kansas State (4-1)

H: 0-0	**A: 0-0**	**N: 4-1**	
3-25-1988	8-7	W	Springfield, Ill.
3-10-1991	5-9	L	College Station, Texas
3-11-1991	3-2	W	College Station, Texas
2-21-2003	10-7	W	Millington, Tenn.

SERIES RECORDS

6-4-2011	5-3	W	Fullerton, Calif.

Keio (Japan) (5-2-1)

H: 2-0	A: 2-1	N: 1-1-1	
5-8-1928	8-0	W	Champaign
5-8-1928	2-1	W	Champaign
9-1-1928	2-6	L	Tokyo, Japan
9-2-1928	5-5	T	Tokyo, Japan
9-13-1928	7-2	W	Tokyo, Japan
9-14-1928	2-0	W	Osaka, Japan
9-16-1928	4-6	L	Osaka, Japan
9-17-1928	7-4	W	Osaka, Japan

Kentucky (3-3)

H: 0-0	A: 3-2	N: 0-1	
4-14-1914	2-14	L	Lexington, Ky.
4-9-1917	2-0	W	Lexington, Ky.
4-9-1928	7-4	W	Lexington, Ky.
4-21-1930	1-2	L	Lexington, Ky.
3-6-1999	15-7	W	Lexington, Ky.
2-25-2001	2-6	L	Tucson, Ariz.

Kent State (3-3)

H: 1-0	A: 0-0	N: 2-3	
3-9-1997	12-4	W	Montgomery, Ala.
3-9-2002	5-4	W	Louisville, Ky.
2-25-2005	5-6	L	Rock Hill, S.C.
3-20-2005	4-5	L	Bradenton, Fla.
3-1-2015	3-4	L	Myrtle Beach, S.C.
3-25-2015	9-4	W	Champaign

Keesler AFB (0-2)

H: 0-0	A: 0-2	N: 0-0	
4-3-1953	0-6	L	Biloxi, Miss.
4-17-1954	4-6	L	Biloxi, Miss.

Knox (20-2)

H: 9-0	A: 8-1	N: 3-1	
10-13-1880	14-8	W	Galesburg, Ill.
10-4-1883	14-9	W	Rockford, Ill.
10-3-1884	16-18	L	Lincoln, Ill.
10-4-1889	2-16	L	Galesburg, Ill.
10-2-1890	11-3	W	Bloomington, Ill.
10-2-1891	15-4	W	Monmouth, Ill.
6-10-1901	14-4	W	Galesburg, Ill.
4-16-1904	14-0	W	Champaign
4-14-1971	22-0	W	Champaign
4-14-1971	9-4	W	Champaign
5-9-1972	4-0	W	Galesburg, Ill.
5-9-1972	7-1	W	Galesburg, Ill.
4-24-1973	8-5	W	Champaign
4-24-1973	6-5	W	Champaign
4-23-1974	3-0	W	Galesburg, Ill.
4-23-1974	6-1	W	Galesburg, Ill.
5-6-1975	10-0	W	Champaign
5-6-1975	8-3	W	Champaign
5-4-1976	10-9	W	Galesburg, Ill.
5-4-1976	13-6	W	Galesburg, Ill.
4-18-1978	12-3	W	Champaign
4-18-1978	12-3	W	Champaign

Lackland AFB (3-1)

H: 0-0	A: 2-1	N: 1-0	
4-8-1963	7-3	W	New Orleans, La.
4-10-1963	7-4	W	San Antonio, Texas
3-27-1964	3-4	L	San Antonio, Texas
3-31-1964	10-2	W	San Antonio, Texas

Lafayette (Pa.) (0-1)

H: 0-0	A: 0-0	N: 0-1	
6-15-1948	6-9	L	Winston-Salem, N.C.

Lake Forest (1-1)

H: 1-0	A: 0-1	N: 0-0	
5-9-1892	5-10	L	Lake Forest, Ill.
6-4-1892	5-0	W	Champaign

Lake View (1-0)

H: 1-0	A: 0-0	N: 0-0	
5-20-1893	15-2	W	Champaign

Lamar (5-2)

H: 0-0	A: 4-2	N: 1-0	
2-24-2008	1-0	W	Edinburg, Texas
2-25-2012	9-2	W	Beaumont, Texas
2-26-2012	9-8	W	Beaumont, Texas
2-14-2015	8-1	W	Beaumont, Texas
2-15-2015	9-3	W	Beaumont, Texas
2-18-2017	9-15	L	Beaumont, Texas
2-19-2017	1-2 (10)	L	Beaumont, Texas

Lambert Field (1-1)

H: 1-1	A: 0-0	N: 0-0	
5-4-1943	1-8	L	Champaign
5-1-1945	6-3	W	Champaign

Le Moyne (1-0)

H: 0-0	A: 0-0	N: 1-0	
5-26-1989	7-0	W	Waterbury, Conn.

Leroy (1-0)

H: 0-0	A: 1-0	N: 0-0	
5-17-1890	13-3	W	Leroy, Ill.

Lewis (7-8-1)

H: 6-7-1	A: 1-1	N: 0-0	
4-24-1962	1-3	L	Champaign
5-14-1963	2-9	L	Champaign
4-28-1964	1-8	L	Champaign
4-27-1965	3-10	L	Champaign
4-26-1966	0-10	L	Champaign
5-1-1967	2-1	W	Champaign
4-23-1968	2-11	L	Champaign
3-27-1982	3-2	W	Champaign
3-27-1982	9-8	W	Champaign
3-23-1984	3-4	L	Champaign
3-21-1985	8-7	W	Romeoville. Ill.
3-15-1986	2-1	W	Champaign
3-15-1986	6-0	W	Champaign
3-16-1986	6-5	W	Champaign
3-16-1986	3-3	T	Champaign
4-20-1987	12-18	L	Romeoville, Ill.

Lewis & Clark State (1-1)

H: 0-0	A: 0-0	N: 1-1	
2-23-1989	6-8	L	Las Vegas, Nev.
2-25-1989	15-3	W	Las Vegas, Nev.

Lindenwood-Belleville (1-0)

H: 1-0	A: 0-0	N: 0-0	
3-18-2015	7-1	W	Champaign

Lipscomb (0-1)

H: 0-0	A: 0-0	N: 0-1	
3-12-2010	6-8	L	Conway, S.C.

Little Rock (1-0)

H: 0-0	A: 1-0	N: 0-0	
4-3-1964	18-4	W	Little Rock, Ark.

Lockbourne Army (1-1)

H: 1-1	A: 0-0	N: 0-0	
4-6-1945	4-1	W	Champaign
4-7-1945	1-3	L	Champaign

London Ontario A.C. (2-0)

H: 0-0	A: 2-0	N: 0-0	
6-6-1893	4-3	W	London, Ontario Can.
5-14-1894	12-10	W	London, Ontario Can.

Long Beach State (1-2)

H: 0-0	A: 1-0	N: 0-2	
2-18-1990	3-12	L	Kissimmee, Fla.
2-19-1990	3-4	L	Kissimmee, Fla.
3-18-1990	9-8	W	Long Beach, Calif.

Louisiana-Lafayette (5-8)

H: 0-0	A: 4-8	N: 1-0	
3-27-1940	13-3	W	Lafayette, La.
3-28-1940	0-1	L	Lafayette, La.
4-2-1941	9-0	W	Lafayette, La.
5-25-1951	3-15	L	Lafayette, La.
3-27-1951	20-11	W	Lafayette, La.
3-19-1977	3-7	L	Lafayette, La.
3-19-1977	3-0	W	Lafayette, La.
3-20-1977	11-13	L	Lafayette, La.
3-20-1977	4-5	L	Lafayette, La.
3-10-2006	14-12	W	San Antonio, Texas
2-23-2007	5-13	L	Lafayette, La.
2-24-2007	6-7	L	Lafayette, La.
2-25-2007	7-10	L	Lafayette, La.

Louisiana State (8-14-2)

H: 0-0	A: 8-13-2	N: 0-1	
4-7-1916	0-1	L	Baton Rouge, La.
4-8-1916	3-4	L	Baton Rouge, La.
4-6-1917	0-1	L	Baton Rouge, La.
4-7-1917	1-3	L	Baton Rouge, La.
4-7-1923	6-6	T	Baton Rouge, La.
4-18-1924	8-4	W	Baton Rouge, La.
4-19-1924	6-5	W	Baton Rouge, La.
4-5-1929	7-4	W	Baton Rouge, La.
4-6-1929	6-9	L	Baton Rouge, La.
3-30-1940	2-1	W	Baton Rouge, La.
3-30-1940	0-2	L	Baton, Rouge, La.
3-31-1941	7-2	W	Baton Rouge, La.
4-1-1941	5-7	L	Baton Rouge, La.
3-22-1948	7-0	W	Baton Rouge, La.
3-23-1948	3-3	T	Baton Rouge, La.
3-23-1951	2-3	L	Baton Rouge, La.
3-24-1951	1-2	L	Baton Rouge, La.
3-16-1963	0-2	L	New Orleans, La.
3-15-1977	2-13	L	Baton Rouge, La.
3-16-1977	2-3	L	Baton Rouge, La.
3-16-1977	4-12	L	Baton Rouge, La.
3-6-2009	3-1	W	Baton Rouge, La.
3-7-2009	10-22	L	Baton Rouge, La.
3-8-2009	6-2	W	Baton Rouge, La.

Louisiana Tech (6-3)

H: 2-0	A: 4-3	N: 0-0	
4-4-1941	2-5	L	Ruston, La.
4-5-1941	15-4	W	Ruston, La.
5-26-1948	14-7	W	Champaign
4-4-1951	2-5	L	Ruston, La.
4-5-1951	15-4	W	Ruston, La.
5-26-1948	14-7	W	Champaign
3-29-1951	1-2	L	Ruston, La.
3-30-1951	3-0	W	Ruston, La.
3-31-1951	6-2	W	Ruston, La.

Louisville (4-3)

H: 0-0	A: 4-2	N: 0-1	
3-1-1981	1-10	L	Louisville, Ky.
3-4-2001	6-3	W	Louisville, Ky.
3-9-2002	6-5	W	Louisville, Ky.
3-7-2003	18-9	W	Louisville, Ky.
3-8-2003	11-3	W	Louisville, Ky.
3-9-2003	0-1	L	Louisville, Ky.
2-18-2012	3-4	L	St. Petersburg, Fla.

Loyola (Ill.) (1-2)

H: 0-0	A: 1-2	N: 0-0	
3-4-1953	5-0	W	Chicago, Ill.
3-4-1953	1-4	L	Chicago, Ill.
4-19-1954	0-8	L	Chicago, Ill.

Loyola (La.) (0-2)

H: 0-0	A: 0-2	N: 0-0	
4-12-1955	1-2	L	New Orleans, La.
3-14-1963	2-7	L	New Orleans, La.

Loyola Marymount (0-2)

H: 0-0	A: 0-0	N: 0-2	
3-23-1991	2-18	L	Las Vegas, Nev.
3-24-1991	5-9	L	Las Vegas, Nev.

MacMurray (9-0)

H: 8-0	A: 1-0	N: 0-0	
4-17-1962	15-2	W	Champaign
4-17-1962	4-0	W	Champaign
5-13-1963	16-4	W	Jacksonville, Ill.
4-21-1964	6-1	W	Champaign
5-11-1994	17-0	W	Champaign
3-31-1999	16-4	W	Champaign
5-4-2000	11-2	W	Champaign
4-9-2003	9-4	W	Champaign
5-4-2004	24-0	W	Champaign

Macomb Teachers (1-0)

H: 1-0	A: 0-0	N: 0-0	
4-13-1943	7-4	W	Champaign

Maine (2-0)

H: 0-0	A: 0-0	N: 2-0	
3-3-1989	11-1	W	Austin, Texas
3-5-1989	7-3	W	Austin, Texas

Marshall College (1-0)

H: 1-0	A: 0-0	N: 0-0	
4-18-1916	4-2	W	Champaign

Maryland (5-4)

H: 2-1	A: 2-1	N: 1-2	
4-1-1970	11-10	W	Tallahassee, Fla.
4-3-1970	6-7	L	Tallahassee, Fla.
5-21-2015	1-2	L	Target Field-Minn.
5-7-2016	4-2	W	College Park, Md.
5-7-2016	1-3	L	College Park, Md.
5-8-2016	5-4	W	College Park, Md.
5-5-2017	4-9	L	Champaign
5-6-2017	6-2	W	Champaign
5-7-2017	8-6	W	Champaign

Maryland-Baltimore County (1-0)

H: 0-0	A: 0-0	N: 1-0	
3-18-2008	5-0	W	Bradenton, Fla.

Massachusetts (3-0)

H: 0-0	A: 0-0	N: 3-0	
3-20-2002	6-5	W	Bradenton, Fla.
3-20-2006	4-3	W	Bradenton, Fla.
3-21-2007	4-0	W	Bradenton, Fla.

Maxwell (1-1)

H: 0-0	A: 0-0	N: 1-1	
4-14-1954	8-3	W	Montgomery, Ala.
4-14-1954	4-5	L	Montgomery, Ala.

McKinley Hill (0-0-1)

H: 0-0	A: 0-0-1	N: 0-0	
8-11-1928	6-6	T	Tacoma, Wash.

Meiji (Japan) (4-0)

H: 2-0	A: 2-0	N: 0-0	
5-22-1924	3-2	W	Champaign
9-5-1928	7-2	W	Tokyo, Japan
9-9-1928	5-4	W	Tokyo, Japan
5-9-1929	9-3	W	Champaign

Memphis Naval Base (4-0)

H: 0-0	A: 4-0	N: 0-0	
4-18-1957	20-0	W	Memphis, Tenn.
4-13-1960	5-3	W	Memphis, Tenn.
4-14-1960	18-0	W	Memphis, Tenn.
4-15-1960	12-0	W	Memphis, Tenn.

Memphis State (4-4)

H: 0-0	A: 3-4	N: 1-0	
3-27-1948	11-5	W	Memphis, Tenn.
4-17-1957	8-1	W	Memphis, Tenn.
4-18-1957	21-6	W	Memphis, Tenn.
4-19-1960	8-1	W	Jonesboro, Ark.
3-19-1978	4-22	L	Memphis, Tenn.
3-20-1978	8-16	L	Memphis, Tenn.
3-20-1978	1-5	L	Memphis, Tenn.
3-11-1988	5-6	L	Memphis, Tenn.

Miami (Fla.) (3-15)

H: 0-0	A: 3-15	N: 0-0	
3-10-1992	14-5	W	Coral Gables, Fla.
3-11-1992	1-7	L	Coral Gables, Fla.
2-12-1993	2-8	L	Coral Gables, Fla.
2-13-1993	3-4	L	Coral Gables, Fla.
2-14-1993	6-4	W	Coral Gables, Fla.
3-5-1994	1-7	L	Coral Gables, Fla.
3-6-1994	2-6	L	Coral Gables, Fla.
3-3-1995	2-4	L	Coral Gables, Fla.
3-4-1995	0-16	L	Coral Gables, Fla.
3-5-1995	7-4	W	Coral Gables, Fla.
3-1-1996	10-14	L	Coral Gables, Fla.
3-2-1996	0-10	L	Coral Gables, Fla.
3-3-1996	4-6	L	Coral Gables, Fla.
3-15-1997	2-5	L	Coral Gables, Fla.
3-15-1997	1-12	L	Coral Gables, Fla.
3-16-1997	2-3	L	Coral Gables, Fla.
3-6-1998	1-15	L	Coral Gables, Fla.
3-8-1998	7-12	L	Coral Gables, Fla.

Miami (OH) (2-1)

H: 0-0	A: 0-0	N: 2-1	
3-13-2001	10-7	W	Fresno, Calif.
3-19-2005	4-2	W	Bradenton, Fla.
3-15-2008	4-9	L	Sarasota, Fla.

Michigan (103-139-2)

H: 55-67-2	A: 44-68	N: 4-4	
4-20-1892	0-18	L	Champaign
4-22-1893	5-6	L	Champaign
6-3-1893	3-10	L	Ann Arbor, Mich.
4-20-1894	8-12	L	Champaign
5-12-1894	5-10	L	Ann Arbor, Mich.
4-20-1895	9-0	W	Champaign
5-11-1895	2-11	L	Ann Arbor, Mich.
4-18-1896	3-5	L	Champaign
5-25-1896	3-20	L	Ann Arbor, Mich.
4-22-1897	3-7	L	Champaign
5-26-1897	3-0	W	Ann Arbor, Mich.
4-16-1898	3-4	L	Champaign
5-7-1898	3-0	W	Ann Arbor, Mich.
5-21-1898	3-0	W	Champaign
4-29-1899	7-3	W	Ann Arbor, Mich.
5-10-1899	1-4	L	Ann Arbor, Mich.
5-18-1899	3-4	L	Champaign
5-19-1899	2-4	L	Champaign
4-16-1900	3-7	L	Champaign

5-14-1900	12-6	W	Champaign
5-15-1900	3-7	L	Champaign
5-30-1900	6-5	W	Detroit, Mich.
4-13-1901	8-9	L	Champaign
5-11-1901	6-7	L	Ann Arbor, Mich.
5-30-1901	3-4	L	Ann Arbor, Mich.
4-12-1902	7-3	W	Champaign
5-12-1902	2-0	W	Champaign
5-22-1902	7-6	W	Ann Arbor, Mich.
4-25-1903	10-14	L	Ann Arbor, Mich.
5-9-1903	8-2	W	Champaign
5-30-1903	9-2	W	Ann Arbor, Mich.
4-30-1904	10-6	W	Ann Arbor, Mich.
5-14-1904	7-1	W	Champaign
4-29-1905	1-3	L	Ann Arbor, Mich.
5-6-1905	0-1	L	Champaign
5-18-1905	1-2	L	Ann Arbor, Mich.
5-30-1905	7-3	W	Champaign
4-28-1906	7-8	L	Ann Arbor, Mich.
5-12-1906	3-2	W	Champaign
5-26-1906	4-8	L	Champaign
5-30-1906	0-6	L	Ann Arbor, Mich.
5-20-1918	4-6	L	Ann Arbor, Mich.
5-28-1918	2-6	L	Champaign
5-31-1919	0-7	L	Champaign
6-7-1919	0-4	L	Ann Arbor, Mich.
5-29-1920	4-5	L	Ann Arbor, Mich.
6-5-1920	8-1	W	Champaign
5-28-1921	3-2	W	Ann Arbor, Mich.
6-4-1921	4-10	L	Champaign
4-22-1922	1-3	L	Ann Arbor, Mich.
5-20-1922	7-3	W	Champaign
5-12-1923	3-6	L	Champaign
5-24-1923	7-11	L	Ann Arbor, Mich.
5-24-1924	2-6	L	Champaign
5-2-1925	1-0	W	Ann Arbor, Mich.
5-23-1925	5-19	L	Champaign
5-15-1926	4-9	L	Champaign
5-22-1926	4-5	L	Ann Arbor, Mich.
5-7-1927	6-1	W	Ann Arbor, Mich.
5-14-1927	0-6	L	Champaign
5-12-1928	5-10	L	Champaign
5-12-1928	5-8	L	Champaign
5-11-1929	1-5	L	Ann Arbor, Mich.
5-25-1929	3-2	W	Champaign
5-10-1930	11-8	W	Ann Arbor, Mich.
5-17-1930	5-2	W	Champaign
5-5-1931	10-6	W	Ann Arbor, Mich.
5-16-1931	9-0	W	Champaign
4-23-1932	1-4	L	Ann Arbor, Mich.
5-21-1932	3-2	W	Champaign
4-22-1933	14-10	W	Ann Arbor, Mich.
5-20-1933	12-1	W	Champaign
5-5-1934	1-4	L	Ann Arbor, Mich.
5-19-1934	7-6	W	Champaign
5-4-1935	1-0	W	Ann Arbor, Mich.
5-18-1935	8-4	W	Champaign
5-16-1936	3-2	W	Champaign
5-16-1936	3-9	L	Champaign
5-8-1937	9-3	W	Ann Arbor, Mich.
5-15-1937	9-0	W	Champaign
4-22-1938	10-9	W	Champaign
4-23-1938	14-7	W	Champaign
5-5-1939	1-3	L	Ann Arbor, Mich.
5-6-1939	1-4	L	Ann Arbor, Mich.
5-3-1940	6-8	L	Champaign
5-4-1940	10-6	W	Champaign
5-9-1941	3-2	W	Ann Arbor, Mich.
5-10-1941	2-7	L	Ann Arbor, Mich.
5-15-1942	0-3	L	Champaign
5-16-1942	1-3	L	Champaign
4-23-1943	2-5	L	Ann Arbor, Mich.
4-24-1943	4-6	L	Ann Arbor, Mich.
5-20-1944	4-4	T	Champaign
4-20-1945	0-3	L	Ann Arbor, Mich.
4-21-1945	0-1	L	Ann Arbor, Mich.
5-4-1946	6-8	L	Champaign
5-4-1946	4-3	W	Champaign
4-25-1947	7-3	W	Ann Arbor, Mich.
4-26-1947	2-0	W	Ann Arbor, Mich.
5-14-1948	3-2	W	Champaign
5-15-1948	4-5	L	Champaign
5-6-1949	3-8	L	Ann Arbor, Mich.
5-7-1949	6-8	L	Ann Arbor, Mich.
5-5-1950	5-6	L	Champaign
5-6-1950	9-2	W	Champaign
4-20-1951	5-1	W	Ann Arbor, Mich.
4-21-1951	3-2	W	Ann Arbor, Mich.
4-25-1952	7-20	L	Ann Arbor, Mich.
4-25-1953	1-6	L	Champaign
4-25-1953	2-3	L	Champaign
5-1-1954	1-6	L	Ann Arbor, Mich.
5-1-1954	2-3	L	Ann Arbor, Mich.
4-29-1955	3-13	L	Champaign
5-11-1956	2-7	L	Ann Arbor, Mich.
5-11-1957	6-1	W	Champaign
5-11-1957	4-1	W	Champaign
5-17-1958	5-3	W	Ann Arbor, Mich.
5-17-1958	11-2	W	Ann Arbor, Mich.
5-15-1959	8-5	W	Champaign
4-22-1960	5-8	L	Ann Arbor, Mich.
5-20-1961	1-3	L	Champaign
5-20-1961	4-1	W	Champaign
4-20-1962	1-0	W	Ann Arbor, Mich.
5-31-1962	1-5	L	Kalamazoo, Mich.
4-26-1963	6-5	W	Champaign
5-2-1964	1-14	L	Ann Arbor, Mich.
5-2-1964	3-11	L	Ann Arbor, Mich.
5-1-1965	1-5	L	Champaign
5-1-1965	0-2	L	Champaign
5-6-1966	0-8	L	Ann Arbor, Mich.
5-18-1968	1-4	L	Ann Arbor, Mich.
5-18-1968	5-3	W	Ann Arbor, Mich.
5-17-1969	2-0	W	Champaign
5-17-1969	0-4	L	Champaign
5-22-1970	1-6	L	Ann Arbor, Mich.
5-22-1970	1-3	L	Ann Arbor, Mich.
5-21-1971	4-6	L	Champaign
5-21-1971	9-9	T	Champaign
4-14-1973	6-3	W	Champaign
4-14-1973	2-3	L	Champaign
4-11-1975	2-6	L	Champaign
4-11-1975	7-8	L	Champaign
5-1-1977	2-4	L	Champaign
5-1-1977	7-6	W	Champaign
4-28-1978	0-10	L	Ann Arbor, Mich.
4-29-1978	0-3	L	Ann Arbor, Mich.
4-28-1979	1-4	L	Champaign
4-28-1979	1-13	L	Champaign
5-4-1980	2-7	L	Ann Arbor, Mich.
5-4-1980	7-8	L	Ann Arbor, Mich.
5-16-1981	3-4	L	Ann Arbor, Mich.
5-21-1982	2-4	L	Champaign
5-18-1985	10-11	L	Ann Arbor, Mich.
3-28-1987	6-4	W	Champaign
3-29-1987	1-3	L	Champaign
5-19-1989	7-1	W	Ann Arbor, Mich.
5-21-1989	2-0	W	Ann Arbor, Mich.
2-23-1990	2-6	L	Las Vegas, Nev.
2-25-1990	10-3	W	Las Vegas, Nev.
4-21-1990	0-2	L	Champaign
4-21-1990	3-2	W	Champaign
4-22-1990	4-3	W	Champaign
4-22-1990	4-5	L	Champaign
4-13-1991	2-6	L	Ann Arbor, Mich.
4-13-1991	1-12	L	Ann Arbor, Mich.
4-15-1991	1-4	L	Ann Arbor, Mich.
4-15-1991	5-0	W	Ann Arbor, Mich.
5-15-1994	12-13	L	Champaign
5-15-1994	8-5	W	Champaign
5-16-1994	4-1	W	Champaign
5-16-1994	6-8	L	Champaign
4-1-1995	0-9	L	Ann Arbor, Mich.
4-1-1995	5-4	W	Ann Arbor, Mich.
4-2-1995	9-3	W	Ann Arbor, Mich.
4-2-1995	4-1	W	Ann Arbor, Mich.
5-17-1996	7-4	W	State College, Pa.
5-15-1997	4-8	L	Ann Arbor, Mich.
5-17-1997	5-7	L	Ann Arbor, Mich.
3-27-1998	20-3	W	Champaign
3-28-1998	14-4	W	Champaign
3-28-1998	0-6	L	Champaign
3-29-1998	11-8	W	Champaign
4-2-1999	6-5	W	Ann Arbor, Mich.
4-3-1999	5-6	L	Ann Arbor, Mich.
4-3-1999	0-7	L	Ann Arbor, Mich.
4-4-1999	7-0	W	Ann Arbor, Mich.
5-21-1999	6-7	L	Columbus, Ohio
4-7-2000	9-4	W	Champaign
4-8-2000	1-4	L	Champaign
4-8-2000	3-2	W	Champaign
4-9-2000	7-4	W	Champaign
4-27-2001	10-11	L	Ann Arbor, Mich.
4-28-2001	5-7	L	Ann Arbor, Mich.
4-28-2001	3-2	W	Ann Arbor, Mich.
4-29-2001	5-1	W	Ann Arbor, Mich.
4-12-2002	1-0	W	Champaign
4-13-2002	0-10	L	Champaign
4-13-2002	3-5	L	Champaign
4-14-2002	12-11	W	Champaign
4-11-2003	5-3	W	Ann Arbor, Mich.
4-12-2003	8-7	W	Ann Arbor, Mich.
4-12-2003	13-6	W	Ann Arbor, Mich.
4-13-2003	3-4	L	Ann Arbor, Mich.
4-16-2004	3-6	L	Ann Arbor, Mich.
4-17-2004	2-5	L	Ann Arbor, Mich.
4-17-2004	5-4	W	Ann Arbor, Mich.
4-18-2004	9-8 (11)	W	Ann Arbor, Mich.
4-15-2005	4-3	W	Champaign
4-16-2005	1-6	L	Champaign
4-16-2005	4-1	W	Champaign
4-17-2005	5-8	L	Champaign
5-5-2006	3-1	W	Champaign
5-6-2006	0-1	L	Champaign
5-6-2006	7-4	W	Champaign
5-7-2006	6-9	L	Champaign
5-4-2007	3-4	L	Ann Arbor, Mich.
5-5-2007	7-4 (8)	W	Ann Arbor, Mich.
5-5-2007	6-3	W	Ann Arbor, Mich.
5-6-2007	4-10	L	Ann Arbor, Mich.
4-11-2008	5-9	L	Champaign
4-12-2008	4-14	L	Champaign
4-12-2008	6-14	L	Champaign
4-13-2008	4-7	L	Champaign
5-22-2008	2-5	L	Ann Arbor, Mich.
4-10-2009	2-4	L	Ann Arbor, Mich.
4-11-2009	10-8	W	Ann Arbor, Mich.
4-12-2009	11-5	W	Ann Arbor, Mich.
4-16-2010	1-17	L	Champaign
4-17-2010	6-2	W	Champaign
4-18-2010	4-11	L	Champaign
4-15-2011	9-2	W	Ann Arbor, Mich.
4-17-2011	0-3	L	Ann Arbor, Mich.
4-17-2011	6-7	L	Ann Arbor, Mich.
5-23-2013	3-2	W	Minneapolis, Minn.
4-11-2014	1-0	W	Champaign
4-12-2014	9-17	L	Champaign
4-13-2014	2-4	L	Champaign
5-23-2015	3-5	L	Target Field-Minn.
5-19-2016	0-1	L	Champaign
5-20-2016	11-8	W	Champaign
5-21-2016	6-3	W	Champaign
4-7-2017	8-9	L	Ann Arbor, Mich.
4-8-2017	0-7	L	Ann Arbor, Mich.
4-9-2017	7-5	W	Ann Arbor, Mich.

Michigan State (77-68)

H: 44-29	**A: 28-36**	**N: 5-3**	
4-26-1952	10-1	W	East Lansing, Mich.
4-26-1952	0-1	L	East Lansing, Mich.
4-24-1953	2-1	W	Champaign
4-30-1954	3-17	L	East Lansing, Mich.
4-30-1955	7-1	W	Champaign
4-30-1955	9-5	W	Champaign
5-12-1956	0-2	L	East Lansing, Mich.
5-12-1956	1-2	L	East Lansing, Mich.
5-10-1957	7-8	L	Champaign
5-16-1958	0-3	L	East Lansing, Mich.
3-31-1959	8-3	W	Tallahassee, Fla.
5-16-1959	8-2	W	Champaign
5-16-1959	1-4	L	Champaign
4-23-1960	2-1	W	East Lansing, Mich.
4-23-1960	15-1	W	East Lansing, Mich.
5-19-1961	6-3	W	Champaign
4-21-1962	11-3	W	East Lansing, Mich.
4-21-1962	5-4	W	East Lansing, Mich.
4-27-1963	8-4	W	Champaign
4-27-1963	4-6	L	Champaign
5-1-1964	2-5	L	East Lansing, Mich.
4-30-1965	5-4	W	Champaign
5-7-1966	6-15	L	East Lansing, Mich.
5-7-1966	5-6	L	East Lansing, Mich.
5-7-1967	2-7	L	Champaign
5-7-1967	4-5	L	Champaign
5-17-1968	2-9	L	East Lansing, Mich.
5-17-1968	2-3	L	East Lansing, Mich.
5-16-1969	1-0	W	Champaign
5-16-1969	1-0	W	Champaign
5-23-1970	0-6	L	East Lansing, Mich.
5-23-1970	1-5	L	East Lansing, Mich.
5-22-1971	1-2	L	Champaign
5-22-1971	5-2	W	Champaign
4-14-1972	1-5	L	East Lansing, Mich.
4-14-1972	0-1	L	East Lansing, Mich.
4-13-1973	4-1	W	Champaign
4-13-1973	2-3	L	Champaign
4-13-1974	1-6	L	East Lansing, Mich.
4-13-1974	10-3	W	East Lansing, Mich.
4-12-1975	3-5	L	Champaign
4-12-1975	5-9	L	Champaign
5-1-1976	0-5	L	East Lansing, Mich.
5-1-1976	1-3	L	East Lansing, Mich.
4-30-1977	6-1	W	Champaign
4-30-1977	3-2	W	Champaign
4-30-1978	0-5	L	East Lansing, Mich.
4-30-1978	6-7	L	East Lansing, Mich.
4-29-1979	5-9	L	Champaign
4-29-1979	0-1	L	Champaign
5-3-1980	1-4	L	East Lansing, Mich.
5-3-1980	6-2	W	East Lansing, Mich.
4-9-1988	0-3	L	East Lansing, Mich.
4-9-1988	1-6	L	East Lansing, Mich.
4-10-1988	3-1	W	East Lansing, Mich.
4-10-1988	2-4	L	East Lansing, Mich.
4-9-1989	3-2	W	Champaign
4-9-1989	13-0	W	Champaign
4-10-1989	6-0	W	Champaign
4-10-1989	4-3	W	Champaign
5-16-1992	2-4	L	Columbus, Ohio
3-26-1994	6-10	L	Champaign
3-27-1994	1-3	L	Champaign
3-27-1994	2-6	L	Champaign
3-28-1994	9-5	W	Champaign
5-13-1995	12-10	W	East Lansing, Mich.
5-13-1995	4-10	L	East Lansing, Mich.
5-14-1995	2-7	L	East Lansing, Mich.
5-14-1995	22-10	W	East Lansing, Mich.
3-23-1996	7-1	W	Champaign
3-23-1996	5-3	W	Champaign
3-24-1996	6-5	W	Champaign
3-24-1996	11-2	W	Champaign
3-21-1997	19-6	W	Champaign
3-22-1997	4-1	W	Champaign
3-22-1997	6-7	L	Champaign
3-23-1997	10-5	W	Champaign
3-26-1999	6-0	W	Champaign
3-27-1999	7-4	W	Champaign
3-27-1999	6-5	W	Champaign
3-28-1999	19-15	W	Champaign
4-14-2000	9-7	W	East Lansing, Mich.
4-15-2000	8-2	W	East Lansing, Mich.
4-15-2000	3-5	L	East Lansing, Mich.
4-16-2000	15-6	W	East Lansing, Mich.
3-23-2001	10-1	W	Champaign
3-24-2001	7-13	L	Champaign
3-24-2001	8-13	L	Champaign
5-3-2002	3-2	W	East Lansing, Mich.
5-4-2002	2-3	L	East Lansing, Mich.
5-4-2002	8-4	W	East Lansing, Mich.
5-5-2002	9-1	W	East Lansing, Mich.
5-2-2003	3-9	L	Champaign
5-3-2003	5-4 (9)	W	Champaign
5-3-2003	3-5	L	Champaign
4-9-2004	2-4	L	Champaign
4-10-2004	3-5	L	Champaign
4-10-2004	3-0	W	Champaign
4-11-2004	5-1	W	Champaign
4-8-2005	12-3	W	East Lansing, Mich.
4-9-2005	9-2	W	East Lansing, Mich.
4-9-2005	6-5	W	East Lansing, Mich.
4-10-2005	9-11	L	East Lansing, Mich.
5-19-2006	2-13	L	East Lansing, Mich.
5-20-2006	5-9	L	East Lansing, Mich.
5-20-2006	4-3	W	East Lansing, Mich.
5-21-2006	10-2	W	East Lansing, Mich.
5-18-2007	6-5	W	Champaign
5-19-2007	3-7	L	Champaign
5-19-2007	4-16	L	Champaign
5-20-2007	8-7	W	Champaign
3-29-2008	9-5	W	East Lansing, Mich.
3-29-2008	2-0	W	East Lansing, Mich.
3-30-2008	5-3	W	East Lansing, Mich.
3-30-2008	2-3	L	East Lansing, Mich.
3-27-2009	10-3	W	Champaign
3-29-2009	3-2	W	Champaign
3-29-2009	3-0	W	Champaign
5-20-2009	16-5	W	Columbus, Ohio
4-23-2010	4-3 (10)	W	East Lansing, Mich.
4-23-2010	2-10	L	East Lansing, Mich.
4-24-2010	1-16	L	East Lansing, Mich.
4-23-2011	5-8	L	Champaign
4-23-2011	5-2	W	Champaign
4-24-2011	11-8	W	Champaign
5-27-2011	4-1	W	Columbus, Ohio
5-28-2011	9-1	W	Columbus, Ohio
5-4-2012	8-15	L	Champaign
5-5-2012	5-6 (10)	L	Champaign
5-6-2012	8-6	W	Champaign
5-3-2013	3-12	L	East Lansing, Mich.
5-4-2013	7-3	W	East Lansing, Mich.
5-5-2013	3-4	L	East Lansing, Mich.
5-2-2014	5-4	W	Champaign
5-3-2014	5-4 (10)	W	Champaign
5-4-2014	10-9	W	Champaign
5-21-2014	1-2	L	Omaha, Neb.
5-23-2014	2-11	L	Omaha, Neb.
3-28-2015	8-4	W	East Lansing, Mich.
3-29-2015	2-5	L	East Lansing, Mich.

SERIES RECORDS

3-30-2015	13-9	W	East Lansing, Mich.
5-22-2015	2-0	W	Target Field-Minn.
3-24-2017	4-12	L	East Lansing, Mich.
3-24-2017	1-12	L	East Lansing, Mich.
3-26-2017	6-17	L	East Lansing, Mich.

Middle Tennessee State (9-7)

H: 0-0	A: 9-6	N: 0-1	
3-29-1985	11-12	L	Murfreesboro, Tenn.
3-30-1985	14-3	W	Murfreesboro, Tenn.
3-30-1985	16-10	W	Murfreesboro, Tenn.
3-31-1985	6-7	L	Murfreesboro, Tenn.
3-28-1986	5-4	W	Murfreesboro, Tenn.
3-29-1986	9-10	L	Murfreesboro, Tenn.
3-29-1986	5-6	L	Murfreesboro, Tenn.
3-30-1986	4-1	W	Murfreesboro, Tenn.
3-13-1987	7-8	L	Murfreesboro, Tenn.
3-14-1987	10-0	W	Murfreesboro, Tenn.
3-14-1987	0-13	L	Murfreesboro, Tenn.
3-15-1987	3-2	W	Murfreesboro, Tenn.
2-27-1988	4-3	W	Murfreesboro, Tenn.
2-27-1988	3-2	W	Murfreesboro, Tenn.
2-28-1988	10-6	W	Murfreesboro, Tenn.
5-27-2000	3-4	L	Clemson, S.C.

Millikin (6-0)

H: 5-0	A: 1-0	N: 0-0	
4-7-1906	4-1	W	Decatur, Ill.
4-17-1909	22-0	W	Champaign
4-21-1914	8-5	W	Champaign
4-24-1918	6-3	W	Champaign
4-19-1919	6-0	W	Champaign
5-4-1981	18-10	W	Champaign

Millsaps (3-0)

H: 0-0	A: 3-0	N: 0-0	
4-2-1920	11-1	W	Jackson, Miss.
3-29-1929	4-3	W	Jackson, Miss.
3-30-1929	8-7	W	Jackson, Miss.

Milton (2-1)

H: 2-0	A: 0-1	N: 0-0	
4-3-1981	11-1	W	Champaign
4-3-1981	10-0	W	Champaign
4-23-1982	5-15	L	Milton, Wis.

Minnesota (102-109-1)

H: 46-46-1	A: 54-54	N: 2-9	
6-5-1900	8-3	W	Champaign
4-26-1901	8-0	W	Champaign
5-9-1904	7-4	W	Minneapolis, Minn.
5-10-1904	6-3	W	Minneapolis, Minn.
5-23-1904	17-5	W	Champaign
6-2-1906	8-0	W	Minneapolis, Minn.
4-18-1908	1-2	L	Minneapolis, Minn.
5-23-1908	16-0	W	Champaign
4-23-1909	11-2	W	Minneapolis, Minn.
5-22-1909	15-0	W	Champaign
5-21-1910	5-2 (8)	W	Champaign
5-5-1911	12-2	W	Minneapolis, Minn.
5-9-1913	12-3	W	Minneapolis, Minn.
4-25-1914	4-3	W	Champaign
5-10-1915	10-6	W	Minneapolis, Minn.
5-29-1926	8-1	W	Champaign
4-28-1928	8-3	W	Champaign
5-21-1928	17-0	W	Minneapolis, Minn.
4-16-1943	8-5	W	Champaign
4-17-1943	9-8	W	Champaign
5-12-1944	5-6	L	Minneapolis, Minn.
5-13-1944	8-4	W	Minneapolis, Minn.
5-9-1947	2-1	W	Minneapolis, Minn.
5-10-1947	14-1	W	Minneapolis, Minn.
4-23-1948	10-1	W	Champaign
4-24-1948	4-3 (16)	W	Champaign
4-16-1949	7-2	W	Champaign
4-17-1949	4-4 (11)	T	Champaign
4-29-1950	11-2	W	Minneapolis, Minn.
5-18-1951	3-0	W	Champaign
5-19-1951	2-1	W	Champaign
5-23-1952	1-5	L	Champaign
5-23-1953	0-1	L	Minneapolis, Minn.
5-23-1953	5-4	W	Minneapolis, Minn.
4-24-1954	0-4	L	Champaign
4-24-1954	1-2	L	Champaign
4-22-1955	8-12	L	Minneapolis, Minn.
5-4-1956	2-3	L	Champaign
5-4-1957	3-16	L	Minneapolis, Minn.
5-4-1957	6-3	W	Minneapolis, Minn.
5-10-1958	9-8	W	Champaign
5-10-1958	5-9	L	Champaign
5-8-1959	1-5	L	Minneapolis, Minn.
5-20-1960	1-9	L	Champaign
5-13-1961	5-1	W	Minneapolis, Minn.
5-13-1961	4-3	W	Minneapolis, Minn.
5-18-1962	11-3	W	Champaign
5-24-1963	5-3	W	Minneapolis, Minn.
4-25-1964	2-4	L	Champaign
4-25-1964	2-6	L	Champaign
4-24-1965	10-5	W	Minneapolis, Minn.
4-24-1965	2-5	L	Minneapolis, Minn.
4-29-1966	2-6	L	Champaign
4-28-1967	2-3	L	Minneapolis, Minn.
4-28-1967	1-5	L	Minneapolis, Minn.
5-11-1968	0-1	L	Champaign
5-11-1968	2-6	L	Champaign
5-10-1969	3-4	L	Minneapolis, Minn.
5-10-1969	5-12	L	Minneapolis, Minn.
5-15-1970	1-5	L	Champaign
5-15-1970	2-8	L	Champaign
5-14-1971	3-6	L	Minneapolis, Minn.
5-14-1971	8-3	W	Minneapolis, Minn.
4-30-1972	1-2	L	Champaign
4-30-1972	1-4	L	Champaign
5-19-1973	6-7	L	Minneapolis, Minn.
5-19-1973	3-10	L	Minneapolis, Minn.
5-17-1974	5-2	W	Champaign
5-17-1974	1-5	L	Champaign
5-16-1975	1-10	L	Minneapolis, Minn.
5-16-1975	0-4	L	Minneapolis, Minn.
4-26-1976	4-10	L	Champaign
4-26-1976	6-5	W	Champaign
4-24-1977	7-15	L	Minneapolis, Minn.
4-24-1977	2-8	L	Minneapolis, Minn.
4-22-1978	9-2	W	Champaign
4-22-1978	1-0	W	Champaign
4-21-1979	2-10	L	Minneapolis, Minn.
4-21-1979	2-15	L	Minneapolis, Minn.
4-27-1980	1-6	L	Champaign
4-27-1980	14-13	W	Champaign
4-25-1981	4-3	W	Minneapolis, Minn.
4-25-1981	0-2	L	Minneapolis, Minn.
4-26-1981	9-4	W	Minneapolis, Minn.
4-26-1981	5-6	L	Minneapolis, Minn.
5-17-1981	0-2	L	Ann Arbor, Mich.
5-1-1982	9-2	W	Champaign
5-1-1982	3-0	W	Champaign
5-2-1982	6-4	W	Champaign
5-2-1982	6-11	L	Champaign
5-22-1982	3-8	L	Champaign
4-30-1983	0-13	L	Minneapolis, Minn.
4-30-1983	1-3	L	Minneapolis, Minn.
5-1-1983	4-5	L	Minneapolis, Minn.
5-1-1983	5-10	L	Minneapolis, Minn.
4-28-1984	0-4	L	Champaign
4-30-1984	1-5	L	Champaign
4-30-1984	2-4	L	Champaign
4-27-1985	8-5	W	Minneapolis, Minn.
4-27-1985	2-0	W	Minneapolis, Minn.
4-28-1985	7-2	W	Minneapolis, Minn.
4-28-1985	4-3	W	Minneapolis, Minn.
5-3-1986	5-0	W	Champaign
5-3-1986	5-3	W	Champaign
5-4-1986	8-2	W	Champaign
5-4-1986	1-3	W	Champaign
5-2-1987	6-2	W	Minneapolis, Minn.
5-2-1987	2-3	L	Minneapolis, Minn.
5-3-1987	2-3	L	Minneapolis, Minn.
5-3-1987	1-5	L	Minneapolis, Minn.
4-30-1988	4-2	W	Champaign
4-30-1988	0-5	L	Champaign
5-1-1988	1-4	L	Champaign
5-1-1988	1-2	L	Champaign
4-30-1989	11-7	W	Minneapolis, Minn.
4-30-1989	7-4	W	Minneapolis, Minn.
5-1-1989	0-17	L	Minneapolis, Minn.
5-1-1989	4-3	W	Minneapolis, Minn.
4-7-1990	8-4	W	Champaign
4-7-1990	7-6	W	Champaign
4-8-1990	5-4	W	Champaign
4-8-1990	1-14	L	Champaign
5-17-1990	11-5	W	Iowa City, Iowa
4-27-1991	4-3	W	Minneapolis, Minn.
4-27-1991	0-1	L	Minneapolis, Minn.
4-28-1991	2-5	L	Minneapolis, Minn.
4-28-1991	10-9	W	Minneapolis, Minn.
4-17-1992	1-2	L	Champaign
4-17-1992	14-12	W	Champaign
4-18-1992	4-10	L	Champaign
4-18-1992	5-13	L	Champaign
5-15-1992	3-4	L	Columbus, Ohio
5-15-1993	4-3	W	Minneapolis, Minn.
5-15-1993	4-1	W	Minneapolis, Minn.
5-16-1993	4-7	L	Minneapolis, Minn.
5-16-1993	5-6	L	Minneapolis, Minn.
4-1-1994	8-12	L	Champaign
4-2-1994	9-8	W	Champaign
4-2-1994	5-8	L	Champaign
4-3-1994	0-14	L	Champaign
4-7-1995	0-1	L	Minneapolis, Minn.
4-8-1995	0-3	L	Minneapolis, Minn.
4-9-1995	0-2	L	Minneapolis, Minn.
4-9-1995	2-1	W	Minneapolis, Minn.
4-26-1996	5-6	L	Minneapolis, Minn.
4-26-1996	8-11	L	Minneapolis, Minn.
4-27-1996	14-1	W	Minneapolis, Minn.
4-28-1996	2-5	L	Minneapolis, Minn.
4-25-1997	5-4	W	Minneapolis, Minn.
4-26-1997	5-3	W	Minneapolis, Minn.
4-26-1997	5-1	W	Minneapolis, Minn.
4-27-1997	9-4	W	Minneapolis, Minn.
4-17-1998	5-4	W	Champaign
4-18-1998	6-10	L	Champaign
4-18-1998	2-0	W	Champaign
4-19-1998	9-11	L	Champaign
5-16-1998	8-9	L	Champaign
4-30-1999	7-6	W	Minneapolis, Minn.
5-1-1999	2-3	L	Minneapolis, Minn.
5-1-1999	2-5	L	Minneapolis, Minn.
5-2-1999	3-7	L	Minneapolis, Minn.
5-20-1999	12-9	W	Columbus, Ohio
5-22-1999	3-9	L	Columbus, Ohio
5-19-2001	11-15	L	Columbus, Ohio
4-19-2002	9-6	W	Minneapolis, Minn.
4-20-2002	7-5	W	Minneapolis, Minn.
4-20-2002	1-9	L	Minneapolis, Minn.
4-18-2003	0-7	L	Champaign
4-19-2003	4-2	W	Champaign
4-19-2003	21-2	W	Champaign
4-20-2003	6-7	L	Champaign
5-15-2004	6-12	L	Minneapolis, Minn.
5-15-2004	2-7	L	Minneapolis, Minn.
5-16-2004	6-5	W	Minneapolis, Minn.
5-16-2004	2-8	L	Minneapolis, Minn.
5-13-2005	8-7	W	Minneapolis, Minn.
5-14-2005	4-5	L	Minneapolis, Minn.
5-15-2005	6-12	L	Minneapolis, Minn.
5-15-2005	5-11	L	Minneapolis, Minn.
5-26-2005	8-11	L	Champaign
4-28-2006	4-3	W	Minneapolis, Minn.
4-29-2006	5-9	L	Minneapolis, Minn.
4-29-2006	5-4	W	Minneapolis, Minn.
4-30-2006	16-8	W	Minneapolis, Minn.
5-24-2006	1-8	L	Ann Arbor, Mich.
4-27-2007	10-5	W	Champaign
4-28-2007	4-19	L	Champaign
4-28-2007	5-14	L	Champaign
4-29-2007	6-15	L	Champaign
5-24-2007	3-10	L	Ann Arbor, Mich.
4-19-2008	15-2	W	Minneapolis, Minn.
4-19-2008	7-3	W	Minneapolis, Minn.
4-20-2008	3-4	L	Minneapolis, Minn.
4-20-2008	9-7	W	Minneapolis, Minn.
5-17-2009	15-10	W	Champaign
5-18-2009	10-7	W	Champaign
5-18-2009	8-12	L	Champaign
5-22-2009	4-13	L	Columbus, Ohio
5-17-2012	7-5	W	Champaign
5-18-2012	3-2	W	Champaign
5-19-2012	3-8	L	Champaign
5-16-2013	6-2	W	Minneapolis, Minn.
5-17-2013	4-3	W	Minneapolis, Minn.
5-18-2013	0-2	L	Minneapolis, Minn.
5-22-2013	2-3	L	Target Field-Minn.
5-24-2013	1-3	L	Target Field-Minn.
4-29-2016	1-3	L	Champaign
4-29-2016	2-0	W	Champaign
5-1-2016	6-14	L	Champaign
4-28-2017	4-5	L	Minneapolis, Minn.
4-29-2017	9-5	W	Minneapolis, Minn.
4-29-2017	14-1	W	Minneapolis, Minn.

Mississippi (19-6)

H: 0-0	A: 18-6	N: 1-0	
3-20-1913	1-3	L	Oxford, Miss.
4-1-1916	6-3	W	Oxford, Miss.
4-1-1916	3-1	W	Oxford, Miss.
3-31-1917	1-2	L	Oxford, Miss.
3-29-1918	4-2	W	Oxford, Miss.
3-30-1918	4-2	W	Oxford, Miss.
3-27-1919	4-7	L	Oxford, Miss.
3-28-1919	8-7	W	Oxford, Miss.
3-29-1919	1-0	W	Oxford, Miss.
4-3-1920	0-4	L	Oxford, Miss.
3-25-1921	9-1	W	Oxford, Miss.
3-26-1921	15-0	W	Oxford, Miss.
4-8-1922	6-2	W	Oxford, Miss.
4-14-1922	5-1	W	Oxford, Miss.
4-15-1922	5-2	W	Oxford, Miss.
4-12-1924	7-3	W	Oxford, Miss.
4-9-1927	4-2	W	Oxford, Miss.
3-31-1928	2-1	W	Oxford, Miss.
3-30-1931	6-0	W	Oxford, Miss.
3-25-1940	7-1	W	Oxford, Miss.
3-26-1940	20-6	W	Oxford, Miss.
4-16-1957	12-7	W	Oxford, Miss.
4-1-1969	8-5	W	Riverside, Calif.
3-18-1987	0-7	L	Oxford, Miss.
3-18-1987	1-2	L	Oxford, Miss.

Mississippi State (28-13-4)

H: 1-1	A: 27-11-4	N: 0-1	
3-21-1913	6-5	W	Starkville, Miss.
3-22-1913	7-7	T	Starkville, Miss.
4-2-1915	13-2	W	Starkville, Miss.
4-3-1915	9-4	W	Starkville, Miss.
4-3-1916	1-3	L	Starkville, Miss.
4-4-1916	6-3	W	Starkville, Miss.
4-2-1917	5-1	W	Starkville, Miss.
4-3-1917	3-4	L	Starkville, Miss.
4-1-1918	6-4	W	Starkville, Miss.
4-2-1918	0-1	L	Starkville, Miss.
4-5-1920	5-3	W	Starkville, Miss.
4-6-1920	3-2	W	Starkville, Miss.
3-29-1921	1-7	L	Starkville, Miss.
3-30-1921	7-1	W	Starkville, Miss.
4-10-1922	6-6	T	Starkville, Miss.
4-11-1922	10-3	W	Starkville, Miss.
3-31-1923	6-2	W	Starkville, Miss.
3-31-1923	11-0	W	Starkville, Miss.
4-14-1924	3-6	L	Starkville, Miss.
4-15-1924	7-3	W	Starkville, Miss.
4-6-1925	3-11	L	Starkville, Miss.
4-7-1925	8-7	W	Starkville, Miss.
4-2-1926	5-4	W	Starkville, Miss.
4-3-1926	6-5	W	Starkville, Miss.
5-19-1926	5-4	W	Champaign
5-20-1926	7-14	L	Champaign
4-11-1927	6-6	T	Starkville, Miss.
4-12-1927	4-2	W	Starkville, Miss.
4-2-1928	1-0	W	Starkville, Miss.
4-3-1928	2-10	L	Starkville, Miss.
4-1-1929	5-1	W	Starkville, Miss.
4-2-1929	6-6	T	Starkville, Miss.
4-12-1930	9-0	W	Starkville, Miss.
4-14-1930	7-1	W	Starkville, Miss.
4-15-1930	9-1	W	Starkville, Miss.
3-28-1931	7-2	W	Starkville, Miss.
4-3-1931	5-2	W	Starkville, Miss.
4-4-1931	12-3	W	Starkville, Miss.
3-24-1948	10-5	W	Starkville, Miss.
3-25-1948	1-8	L	Starkville, Miss.
3-15-1963	0-2	L	New Orleans, La.
3-19-1987	3-2	W	Starkville, Miss.
5-25-1990	3-5	L	Starkville, Miss.
2-28-2004	6-9	L	Starkville, Miss.
2-29-2004	3-9	L	Starkville, Miss.

Mississippi Valley State (3-0)

H: 3-0	A: 0-0	N: 0-0	
3-30-2012	15-6	W	Champaign
3-31-2012	12-4	W	Champaign
4-1-2012	7-1	W	Champaign

Missoula (1-0)

H: 0-0	A: 1-0	N: 0-0	
8-3-1928	7-3	W	Missoula, Mt.

Missouri (14-14-1)

H: 4-2	A: 6-4-1	N: 4-8	
3-18-1977	0-7	L	New Orleans, La.
4-10-1982	7-0	W	Columbia, Mo.
4-10-1982	13-8	W	Columbia, Mo.
4-11-1982	4-10	L	Columbia, Mo.
4-11-1982	2-8	L	Columbia, Mo.
5-4-1983	2-3	L	Champaign
5-4-1983	16-6	W	Champaign
3-31-1984	6-4	W	Columbia, Mo.
3-31-1984	7-8	L	Columbia, Mo.
4-1-1984	3-1	W	Columbia, Mo.
4-1-1984	8-2	W	Columbia, Mo.
5-8-1985	1-13	L	Champaign
5-8-1985	4-0	W	Champaign
4-2-1986	3-3	T	Columbia, Mo.
5-6-1987	3-1	W	Champaign

5-6-1987	10-9	W	Champaign
3-9-1988	2-1	W	Columbia, Mo.
3-9-1988	6-7	L	Columbia, Mo.
5-18-2005	2-6	L	O'Fallon, Mo.
5-17-2006	2-14	L	O'Fallon, Mo.
5-15-2007	5-12	L	Sauget, Ill.
4-7-2010	4-7	L	St. Louis, Mo.
4-11-2012	4-5	L	St. Louis, Mo.
4-2-2013	6-2	W	St. Louis, Mo.
4-23-2014	2-5	L	St. Louis, Mo.
3-31-2015	4-3	W	Sauget, Ill.
5-3-2016	6-4	W	Sauget, Ill.
2-26-2017	6-7	L	Corpus Christi, Texas
4-4-2017	5-3	W	Sauget, Ill.

Missouri Baptist (2-0)

H: 2-0	A: 0-0	N: 0-0	
5-9-1978	4-2	W	Champaign
5-9-1978	7-2	W	Champaign

Missouri Southern State (3-2)

H: 0-0	A: 2-1	N: 1-1	
3-22-1981	5-4	W	Joplin, Mo.
3-15-1982	0-10	L	Tulsa, Okla.
3-15-1982	6-5	W	Tulsa, Okla.
3-20-1982	7-1	W	Joplin, Mo.
3-16-1984	4-6	L	Joplin, Mo.

Missouri State (1-1)

H: 0-0	A: 1-1	N: 0-0	
3-25-1983	2-7	L	Springfield, Mo.
3-15-1984	6-2	W	Springfield, Mo.

Missouri-St. Louis (8-0)

H: 4-0	A: 4-0	N: 0-0	
4-10-1971	8-6	W	St. Louis, Mo.
4-10-1971	3-2	W	St. Louis, Mo.
5-6-1974	5-1	W	Champaign
5-6-1974	8-7	W	Champaign
4-18-1979	8-3	W	Champaign
4-18-1979	6-5	W	Champaign
3-22-1980	3-1	W	St. Louis, Mo.
3-22-1980	7-2	W	St. Louis, Mo.

Moline (0-1)

H: 0-1	A: 0-0	N:0-0	
5-4-1932	4-5	L	Champaign

Monmouth (Ill.) (12-4)

H: 8-4	A: 1-0	N: 3-0	
10-5-1883	21-5	W	Rockford, Ill.
5-21-1885	7-11	L	Champaign
5-21-1885	5-10	L	Champaign
10-1-1886	20-17	W	Monmouth, Ill.
10-6-1887	19-16	W	Jacksonville, Ill.
10-6-1888	3-12	L	Champaign
10-3-1889	22-11	W	Galesburg, Ill.
10-8-1892	7-6	W	Champaign
4-11-1969	7-1	W	Champaign
4-11-1969	3-1	W	Champaign
5-23-1972	4-2	W	Champaign
5-23-1972	1-0	W	Champaign
5-6-1973	6-4	W	Champaign
5-6-1973	11-1	W	Champaign
5-16-1977	6-7	L	Champaign
5-16-1977	8-2	W	Champaign

Monmouth (N.J.) (1-0)

H: 0-0	A: 0-0	N: 1-0	
5-22-1998	12-2	W	Gainesville, Fla.

Morningside (0-1)

H: 0-0	A: 0-0	N: 0-1	
3-19-1976	1-6	L	Edinburg, Texas

Murray State (17-10)

H: 0-0	A: 17-10	N: 0-0	
3-21-1978	6-9	L	Murray, Ky.
3-21-1978	3-2	W	Murray, Ky.
3-22-1978	6-7	L	Murray, Ky.
3-22-1978	1-4	L	Murray, Ky.
3-23-1978	2-4	L	Murray, Ky.
3-23-1978	3-7	L	Murray, Ky.
3-7-1981	5-2	W	Murray, Ky.
3-7-1981	7-11	L	Murray, Ky.
3-8-1981	1-8	L	Murray, Ky.
3-6-1983	6-4	W	Murray, Ky.
3-6-1983	6-3	W	Murray, Ky.
3-4-1984	5-7	L	Murray, Ky.
3-4-1984	11-5	W	Murray, Ky.
3-2-1985	9-3	W	Murray, Ky.
3-2-1985	3-4	L	Murray, Ky.
3-3-1985	14-4	W	Murray, Ky.
4-1-1985	5-3	W	Murray, Ky.
4-1-1985	9-6	W	Murray, Ky.
4-2-1985	9-18	L	Murray, Ky.
3-8-1986	12-2	W	Murray, Ky.
3-8-1986	10-9	W	Murray, Ky.
3-9-1986	15-10	W	Murray, Ky.
3-7-1987	7-2	W	Murray, Ky.
3-7-1987	6-5	W	Murray, Ky.
3-8-1987	15-10	W	Murray, Ky.
3-11-1989	10-6	W	Murray, Ky.
3-12-1989	5-4	W	Murray, Ky.

Naval Air Station (3-0)

H: 0-0	A: 0-0	N: 3-0	
4-5-1950	18-5	W	Memphis, Tenn.
4-7-1950	21-6	W	Memphis, Tenn.
4-8-1950	20-1	W	Memphis, Tenn.

Navy (3-0)

H: 3-0	A: 0-0	N: 0-0	
5-2-1944	3-1	W	Champaign
5-9-1944	13-7	W	Champaign
5-16-1944	9-8	W	Champaign

Nebraska (10-8)

H: 6-2	A: 3-6	N: 1-0	
5-19-1897	16-9	W	Champaign
5-11-1903	7-3	W	Champaign
5-9-1905	3-0	W	Champaign
3-23-2012	11-3	W	Lincoln, Neb.
3-24-2012	5-18	L	Lincoln, Neb.
3-25-2012	3-13	L	Lincoln, Neb.
3-22-2013	5-9	L	Champaign
3-23-2013	8-7	W	Champaign
3-23-2013	4-6	L	Champaign
5-15-2014	1-2	L	Lincoln, Neb.
5-16-2014	5-1	W	Lincoln, Neb.
5-17-2014	4-7 (10)	L	Lincoln, Neb.
5-14-2015	6-3	W	Champaign
5-15-2015	10-9	W	Champaign
5-20-2015	3-2	W	Target Field-Minn.
4-1-2016	6-4	W	Lincoln, Neb.
4-2-2016	8-9	L	Lincoln, Neb.
4-3-2016	7-9	L	Lincoln, Neb.

Nebraska-Omaha (1-0)

H: 0-0	A: 0-0	N: 1-0	
3-21-1974	4-0	W	Edinburg, Texas

New Mexico (8-14)

H: 0-0	A: 6-12	N: 2-2	
3-27-1967	4-10	L	Albuquerque, N.M.
3-28-1967	1-3	L	Albuquerque, N.M.
3-28-1967	8-6	W	Albuquerque, N.M.
3-29-1967	4-15	L	Albuquerque, N.M.
3-30-1967	7-8	L	Albuquerque, N.M.
3-31-1967	6-7	L	Albuquerque, N.M.
3-31-1967	11-4	W	Albuquerque, N.M.
4-1-1967	11-1	W	Albuquerque, N.M.
4-1-1967	0-9	L	Albuquerque, N.M.
3-27-1969	1-3	L	Albuquerque, N.M.
3-28-1969	6-7	L	Albuquerque, N.M.
3-29-1969	1-5	L	Albuquerque, N.M.
3-23-1975	9-2	W	Albuquerque, N.M.
3-24-1975	2-10	L	Albuquerque, N.M.
3-25-1975	8-11	L	Albuquerque, N.M.
3-27-1975	8-5	W	Albuquerque, N.M.
3-28-1975	4-2	W	Albuquerque, N.M.
3-29-1975	1-2	L	Albuquerque, N.M.
3-20-1976	1-2	L	Edinburg, Texas
3-10-1995	0-6	L	College Station, Texas
3-13-1995	4-3	W	College Station, Texas
3-15-2001	6-5	W	Fresno, Calif.

New Mexico State (4-1)

H: 0-0	A: 1-1	N: 3-0	
3-8-1996	12-11	W	El Paso, Texas
3-9-1996	9-11	L	El Paso, Texas
2-23-2013	3-2	W	Greenville, N.C.
2-13-2015	5-1 (10)	W	Beaumont, Texas
2-14-2015	4-2	W	Beaumont, Texas

New Orleans (2-3)

H: 0-0	A: 2-3	N: 0-0	
3-17-1977	6-5	W	New Orleans, La.
3-18-1977	1-3	L	New Orleans, La.
3-10-1990	8-4	W	New Orleans, La.
3-10-1990	4-7	L	New Orleans, La.
3-11-1990	4-5	L	New Orleans, La.

New York (0-1)

H: 0-0	A: 0-0	N: 0-1	
6-21-1947	1-2	L	New Haven, Conn.

Newberry (3-0)

H: 0-0	A: 3-0	N: 0-0	
3-23-1986	11-6	W	Newberry, S.C.
3-23-1986	9-0	W	Newberry, S.C.
3-24-1986	12-4	W	Newberry, S.C.

North Carolina (2-1-1)

H: 0-0	A: 0-0	N: 2-1-1	
6-16-1948	3-7	L	Winston-Salem, S.C.
3-30-1956	3-3	T	Tallahassee, Fla.
3-31-1956	12-11	W	Tallahassee, Fla.
3-28-1959	11-3	W	Tallahassee, Fla.

North Carolina A&T (1-1)

H: 0-0	A: 0-1	N: 1-0	
3-24-2004	8-9	L	Greensboro, N.C.
3-25-2004	6-3	W	Rock Hill, S.C.

North Dakota State (3-0)

H: 0-0	A: 0-0	N: 3-0	
3-19-1982	19-3	W	Tulsa, Okla.
3-19-1982	11-2	W	Tulsa, Okla.
3-20-2010	10-4	W	Winter Haven, Fla.

North Florida (2-0)

H: 0-0	A: 0-0	N: 2-0	
3-18-1999	12-11	W	Jacksonville, Fla.
3-16-2000	16-6	W	Jacksonville, Fla.

Northeastern (1-0)

H: 0-0	A: 0-0	N: 1-0	
3-16-2002	19-8	W	Bradenton, Fla.

Northeastern Illinois (10-2)

H: 10-2	A: 0-0	N: 0-0	
4-27-1971	3-2	W	Champaign
4-27-1971	4-3	W	Champaign
5-15-1972	4-0	W	Champaign
5-15-1972	3-6	L	Champaign
5-8-1973	0-4	L	Champaign
5-8-1973	5-2	W	Champaign
3-17-1985	18-13	W	Champaign
3-17-1985	6-2	W	Champaign
4-3-1991	14-3	W	Champaign
4-9-1992	11-1	W	Champaign
3-30-1993	14-4	W	Champaign
3-30-1993	10-0	W	Champaign

Northern Pacific (0-1)

H: 0-0	A: 0-1	N: 0-0	
7-30-1928	3-4	W	St. Paul, Minn.

NE Oklahoma State (1-1)

H: 0-0	A: 1-1	N: 0-0	
3-31-1983	9-3	W	Tulsa, Okla.
3-31-1983	3-7	L	Tulsa, Oka.

North Park (6-0)

H: 6-0	A: 0-0	N: 0-0	
4-3-1976	3-0	W	Champaign
4-3-1976	8-0	W	Champaign
4-3-1977	11-3	W	Champaign
4-3-1977	13-3	W	Champaign
4-2-1978	5-2	W	Champaign
4-2-1978	12-0	W	Champaign

Northern Illinois (22-10-1)

H: 17-3	A: 3-3-1	N: 2-4	
4-12-1958	8-2	W	Champaign
4-12-1958	13-4	W	Champaign
4-7-1959	5-2	W	Champaign
4-26-1960	12-0	W	Champaign
5-15-1961	5-4	W	Champaign
4-16-1962	9-1	W	DeKalb, Ill.
4-16-1962	9-0	W	DeKalb, Ill.
4-16-1965	3-1	W	Champaign
4-17-1965	3-5	L	Champaign
4-17-1965	1-0	W	Champaign
5-10-1966	1-10	L	DeKalb, Ill.
5-16-1967	11-6	W	Champaign
5-21-1968	2-3	L	DeKalb, Ill.
5-21-1968	1-13	L	DeKalb, Ill.
4-29-1969	3-0	W	Champaign
4-29-1969	6-8	L	Champaign
4-26-1978	11-3	W	Champaign
4-26-1978	9-8	W	Champaign
4-17-1979	8-2	W	DeKalb, Ill.
4-17-1979	6-6	T	DeKalb, Ill.
4-24-1980	13-5	W	Champaign
4-24-1980	11-5	W	Champaign
3-16-1991	15-0	W	Champaign
3-16-1991	13-0	W	Champaign
3-21-1992	16-7	W	Champaign
3-21-1992	4-3	W	Champaign
3-19-2003	10-12	L	Champaign
3-17-2011	0-3	L	Marion, Ill.
3-18-2011	14-15	L	Carbondale, Ill.
3-17-2012	7-2	W	Carbondale, Ill.
3-18-2012	0-3	L	Marion, Ill.
3-18-2016	5-3	W	Carbondale, Ill.
3-19-2016	3-9	L	Carbondale, Ill.

Northern Iowa (1-0)

H: 0-0	A: 0-0	N: 1-0	
3-18-2006	13-8	W	Bradenton, Fla.

Northwestern (171-88)

H: 92-32	A: 78-55	N: 1-1	
5-6-1892	13-8	W	Evanston, Ill.
5-21-1892	5-1	W	Champaign
5-10-1893	15-8	W	Evanston, Ill.
4-27-1895	2-7	L	Champaign
5-25-1895	9-6	W	Evanston, Ill.
4-25-1896	16-2	W	Champaign
5-9-1896	20-9	W	Evanston, Ill.
4-9-1898	30-7	W	Champaign
5-9-1898	8-4	W	Evanston, Ill.
5-30-1898	3-5	L	Evanston, Ill.
5-1-1899	12-9	W	Evanston, Ill.
5-20-1899	9-3	W	Champaign
4-27-1900	4-3	W	Evanston, Ill.
5-2-1901	2-6 (8)	L	Evanston, Ill.
5-18-1901	10-0	W	Champaign
4-23-1902	11-3	W	Champaign
4-18-1903	10-0	W	Champaign
4-27-1903	17-2	W	Evanston, Ill.
5-5-1903	29-2	W	Evanston, Ill.
4-23-1904	20-0	W	Evanston, Ill.
5-4-1904	7-2	W	Champaign
4-21-1905	5-0	W	Evanston, Ill.
5-2-1905	8-1	W	Evanston, Ill.
5-12-1905	5-0	W	Champaign
4-13-1910	6-1	W	Champaign
5-5-1910	6-4	W	Evanston, Ill.
4-26-1911	8-0	W	Evanston, Ill.
5-23-1911	8-3	W	Champaign
4-20-1912	8-0	W	Evanston, Ill.
5-18-1912	14-6	W	Champaign
4-26-1913	3-4	L	Champaign
5-2-1913	5-2	W	Evanston, Ill.
4-18-1914	5-4	W	Evanston, Ill.
5-16-1914	7-0	W	Champaign
5-1-1915	4-1	W	Evanston, Ill.
5-4-1915	1-3	L	Champaign
5-6-1916	4-1	W	Evanston, Ill.
5-16-1916	5-1	W	Champaign
4-13-1921	9-0	W	Champaign
5-1-1922	12-2	W	Evanston, Ill.
4-20-1929	1-3	L	Champaign
4-24-1929	1-3	L	Evanston, Ill.
4-28-1930	14-0	W	Champaign
5-20-1930	14-4	W	Evanston, Ill.
4-11-1931	15-4	W	Champaign
4-30-1932	5-8	L	Champaign
5-14-1932	6-4	W	Evanston, Ill.
4-27-1933	9-12	L	Champaign
5-16-1933	15-2	W	Evanston, Ill.
4-28-1934	6-3	W	Evanston, Ill.
5-22-1934	6-1	W	Champaign
5-11-1935	12-2	W	Evanston, Ill.
4-24-1936	4-3	W	Evanston, Ill.
4-28-1936	4-0	W	Champaign
5-26-1937	3-2	W	Champaign
5-21-1938	3-2	W	Champaign
5-25-1938	4-5	L	Evanston, Ill.
5-12-1939	3-8	L	Evanston, Ill.
5-13-1939	2-9	L	Evanston, Ill.
4-13-1940	11-7	W	Champaign
4-13-1940	1-0	W	Champaign
5-11-1945	5-0	W	Evanston, Ill.
5-12-1945	2-7	L	Evanston, Ill.
5-3-1947	1-4	L	Champaign
5-3-1947	4-1	L	Champaign
5-7-1948	11-1	W	Evanston, Ill.
5-8-1948	10-2	W	Evanston, Ill.
4-8-1949	2-1	W	Champaign
4-9-1949	6-0	W	Champaign
4-21-1950	4-0	W	Evanston, Ill.

SERIES RECORDS

4-22-1950	5-8	L	Evanston, Ill.
5-25-1951	2-1	W	Champaign
5-10-1952	2-1	W	Evanston, Ill.
5-10-1952	3-2	W	Evanston, Ill.
5-8-1953	4-2	W	Champaign
5-14-1954	0-4	L	Evanston, Ill.
5-14-1955	3-1	W	Champaign
5-14-1955	5-4	W	Champaign
5-26-1956	2-6	L	Evanston, Ill.
5-26-1956	2-3	L	Evanston, Ill.
5-24-1957	0-1	L	Champaign
4-25-1958	3-15	L	Evanston, Ill.
4-25-1959	6-2	W	Champaign
4-25-1959	5-4	W	Champaign
5-7-1960	7-12	L	Evanston, Ill.
5-7-1960	2-6	L	Evanston, Ill.
4-28-1961	4-0	W	Champaign
5-5-1962	7-2	W	Evanston, Ill.
5-5-1962	3-4	L	Evanston, Ill.
5-11-1963	4-3	W	Champaign
5-11-1963	0-3	L	Champaign
5-15-1964	2-4	L	Evanston, Ill.
5-14-1965	18-2	W	Champaign
5-21-1966	7-3	W	Evanston, Ill.
5-21-1966	6-4	W	Evanston, Ill.
5-20-1967	6-3	W	Champaign
5-20-1967	3-2	W	Champaign
4-26-1968	8-0	W	Evanston, Ill.
4-26-1968	0-2	L	Evanston, Ill.
4-25-1969	3-0	W	Champaign
4-25-1969	9-4	W	Champaign
5-2-1970	4-0	W	Evanston, Ill.
5-2-1970	8-1	W	Evanston, Ill.
5-1-1971	7-3	W	Champaign
5-1-1971	14-2	W	Champaign
5-5-1972	1-6	L	Evanston, Ill.
5-5-1972	5-10	L	Evanston, Ill.
4-27-1973	3-7	L	Champaign
4-27-1973	5-8	L	Champaign
4-27-1974	2-6	L	Evanston, Ill.
4-27-1974	5-6	L	Evanston, Ill.
4-26-1975	4-1	W	Champaign
4-26-1975	4-1	W	Champaign
4-17-1976	0-2	L	Evanston, Ill.
4-17-1976	8-2	W	Evanston, Ill.
4-16-1977	0-5	L	Champaign
4-16-1977	5-1	W	Champaign
4-16-1978	6-7	L	Evanston, Ill.
4-16-1978	6-10	L	Evanston, Ill.
4-15-1979	2-4	L	Champaign
4-15-1979	8-3	W	Champaign
4-19-1980	10-1	W	Evanston, Ill.
4-19-1980	2-10	L	Evanston, Ill.
5-2-1981	5-0	W	Champaign
5-2-1981	8-7	W	Champaign
5-3-1981	4-1	W	Champaign
5-3-1981	6-0	W	Champaign
5-6-1982	1-2	L	Evanston, Ill.
5-6-1982	11-10	W	Evanston, Ill.
5-7-1982	6-0	W	Evanston, Ill.
5-7-1982	9-4	W	Evanston, Ill.
5-15-1983	5-2	W	Champaign
5-15-1983	11-7	W	Champaign
5-16-1983	5-4	W	Champaign
5-12-1984	3-4	L	Evanston, Ill.
5-12-1984	1-6	L	Evanston, Ill.
5-13-1984	0-7	L	Evanston, Ill.
5-13-1984	2-6	L	Evanston, Ill.
4-5-1985	14-7	W	Springfield, Ill.
5-4-1985	2-0	W	Champaign
5-4-1985	0-1	L	Champaign
5-5-1985	3-1	W	Champaign
5-5-1985	3-2	W	Champaign
4-4-1986	2-3	L	Springfield, Ill.
5-10-1986	2-3	L	Evanston, Ill.
5-10-1986	2-4	L	Evanston, Ill.
5-11-1986	1-5	L	Evanston, Ill.
5-11-1986	11-1	W	Evanston, Ill.
5-9-1987	6-4	W	Champaign
5-9-1987	8-1	W	Champaign
5-10-1987	18-4	W	Champaign
5-10-1987	0-5	L	Champaign
5-7-1988	2-6	L	Evanston, Ill.
5-7-1988	1-0	W	Evanston, Ill.
5-8-1988	8-0	W	Evanston, Ill.
5-8-1988	4-6	L	Evanston, Ill.
5-7-1989	3-0	W	Champaign
5-7-1989	3-2	W	Champaign
5-8-1989	2-3	L	Evanston, Ill.
5-8-1989	0-4	L	Evanston, Ill.
5-3-1990	9-5	W	Evanston, Ill.
5-3-1990	12-0	W	Evanston, Ill.
5-6-1990	9-0	W	Evanston, Ill.
5-6-1990	12-3	W	Evanston, Ill.
4-20-1991	0-3	L	Champaign
4-20-1991	3-4	L	Champaign
4-21-1991	3-5	L	Champaign
4-21-1991	11-5	W	Champaign
4-29-1992	8-14	L	Champaign
4-29-1992	13-6	W	Champaign
5-6-1992	0-4	L	Evanston, Ill.
5-6-1992	10-7	W	Evanston, Ill.
4-10-1993	1-2	L	Evanston, Ill.
4-10-1993	2-1	W	Evanston, Ill.
4-11-1993	5-3	W	Evanston, Ill.
4-11-1993	4-11	L	Evanston, Ill.
4-16-1994	21-3	W	Champaign
4-16-1994	11-4	W	Champaign
4-17-1994	2-3	L	Champaign
4-17-1994	12-1	W	Champaign
4-22-1995	1-0	W	Evanston, Ill.
4-22-1995	1-2	L	Evanston, Ill.
4-23-1995	4-3	W	Evanston, Ill.
4-23-1995	1-9	L	Evanston, Ill.
5-11-1996	4-1	W	Evanston, Ill.
5-11-1996	4-3	W	Evanston, Ill.
5-12-1996	9-2	W	Evanston, Ill.
5-12-1996	1-4	L	Evanston, Ill.
5-2-1997	11-5	W	Champaign
5-3-1997	8-2	W	Champaign
5-3-1997	4-2	W	Champaign
5-4-1997	11-2	W	Champaign
4-4-1998	8-0	W	Champaign
4-4-1998	8-0	W	Champaign
4-5-1998	5-4	W	Champaign
4-5-1998	9-2	W	Champaign
4-10-1999	0-1	L	Evanston, Ill.
4-10-1999	1-2	L	Evanston, Ill.
4-11-1999	7-6	W	Evanston, Ill.
4-11-1999	6-9	L	Evanston, Ill.
3-31-2000	5-0	W	Evanston, Ill.
4-1-2000	6-5	W	Evanston, Ill.
4-1-2000	2-1	W	Evanston, Ill.
4-2-2000	5-2	W	Evanston, Ill.
3-30-2001	5-2	W	Champaign
3-31-2001	19-10	W	Champaign
4-1-2001	7-3	W	Champaign
4-1-2001	5-12	L	Champaign
4-26-2002	2-9	L	Champaign
4-28-2002	1-3	L	Champaign
4-28-2002	5-4	W	Champaign
4-25-2003	5-6	L	Evanston, Ill.
4-26-2003	3-7	L	Evanston, Ill.
4-26-2003	1-4	L	Evanston, Ill.
4-27-2003	3-4	L	Evanston, Ill.
5-7-2004	11-8	W	Evanston, Ill.
5-8-2004	3-5	L	Evanston, Ill.
5-8-2004	2-4	L	Evanston, Ill.
5-9-2004	2-6	L	Evanston, Ill.
5-6-2005	21-4	W	Champaign
5-7-2005	9-2	W	Champaign
5-7-2005	12-9	W	Champaign
5-8-2005	17-3	W	Champaign
4-14-2006	18-19	L	Champaign
4-15-2006	3-7	L	Champaign
4-15-2006	6-7 (12)	L	Champaign
4-16-2006	3-1	W	Champaign
4-13-2007	6-2	W	Evanston, Ill.
4-14-2007	1-0	W	Evanston, Ill.
4-14-2007	8-7	W	Evanston, Ill.
4-15-2007	5-6 (10)	L	Evanston, Ill.
5-3-2008	14-4	W	Champaign
5-4-2008	3-4	L	Champaign
5-4-2008	11-5	W	Champaign
5-5-2008	10-9	W	Champaign
5-1-2009	10-2	W	Evanston, Ill.
5-2-2009	15-12	W	Evanston, Ill.
5-3-2009	9-0	W	Evanston, Ill.
4-30-2010	4-11	L	Champaign
5-1-2010	4-3	W	Champaign
5-2-2010	5-7	L	Champaign
4-29-2011	2-9	L	Evanston, Ill.
4-30-2011	6-3	W	Evanston, Ill.
5-1-2011	9-4	W	Evanston, Ill.
4-27-2012	2-0	W	Evanston, Ill.
4-28-2012	5-4	W	Evanston, Ill.
4-29-2012	3-2	W	Evanston, Ill.
4-26-2013	3-4 (13)	L	Champaign
4-27-2013	12-3	W	Champaign
4-28-2013	5-3	W	Champaign
4-14-2014	13-0	W	Evanston, Ill.
4-15-2014	6-2 (10)	W	Evanston, Ill.
4-16-2014	1-0	W	Evanston, Ill.
4-3-2015	3-1 (13)	W	Champaign
4-4-2015	11-4	W	Champaign
4-5-2015	17-2	W	Champaign
4-14-2017	4-3 (11)	W	Champaign
4-15-2017	4-11	L	Champaign
4-16-2017	10-8	W	Champaign

Norwalk A.C. (1-0)

H: 0-0	A: 1-0	N: 0-0	
5-15-1894	8-5	W	Norwalk, Ontario Can.

Notre Dame (39-25)

H: 28-8	A: 10-9	N: 1-8	
5-9-1895	7-8	L	South Bend, Ind.
5-26-1896	22-7	W	South Bend, Ind.
5-25-1897	9-8	W	South Bend, Ind.
5-11-1899	0-15	L	South Bend, Ind.
5-6-1901	5-2	W	Champaign
5-13-1901	7-10	L	South Bend, Ind.
4-30-1903	8-5	W	Champaign
6-1-1903	4-2	W	South Bend, Ind.
5-2-1904	2-1	W	South Bend, Ind.
6-4-1904	1-0	W	Champaign
4-26-1906	12-9	W	Champaign
5-18-1906	12-0	W	Champaign
4-24-1907	4-6	L	South Bend, Ind.
5-23-1907	1-0	W	South Bend, Ind.
4-14-1916	7-2	W	Champaign
4-15-1916	6-0	W	Champaign
4-13-1917	5-1	W	Champaign
4-14-1917	9-6	W	Champaign
5-2-1919	5-3	W	Champaign
5-3-1919	9-5	W	Champaign
4-23-1920	7-4	W	Champaign
4-24-1920	8-3	W	Champaign
5-2-1921	5-2	W	Champaign
5-3-1921	2-1	W	Champaign
5-19-1922	11-3	W	Champaign
4-20-1923	10-4	W	Champaign
5-18-1923	4-0	W	Champaign
6-9-1923	2-4	L	South Bend, Ind.
5-16-1924	0-7	L	Champaign
5-15-1925	12-1	W	Champaign
5-14-1926	7-4	W	Champaign
5-4-1927	0-3	L	Champaign
5-18-1928	5-3	W	Champaign
5-15-1929	9-0	W	Champaign
5-16-1930	5-7	L	Champaign
4-27-1935	1-2	L	Champaign
4-25-1936	4-5	L	South Bend, Ind.
4-17-1937	6-7	L	Champaign
5-10-1938	2-8	L	South Bend, Ind.
4-8-1939	2-4	L	Champaign
4-29-1949	1-6	L	Champaign
4-30-1949	1-5	L	Champaign
5-26-1950	21-0	W	South Bend, Ind.
5-27-1950	4-1	W	South Bend, Ind.
5-11-1951	10-1	W	Champaign
5-12-1951	20-3	W	Champaign
4-17-1953	2-13	L	South Bend, Ind.
4-18-1953	8-0	W	South Bend, Ind.
4-2-1956	5-6	L	Tallahassee, Fla.
4-16-1960	2-3	L	Memphis, Tenn.
6-1-1963	4-0	W	Champaign
4-15-1992	7-2	W	South Bend, Ind.
4-21-1992	13-12	W	Champaign
4-6-1993	11-4	W	South Bend, Ind.
4-11-1995	4-15	L	South Bend, Ind.
4-23-1996	13-3	W	Champaign
3-12-2000	1-5	L	Jacksonville, Fla.
3-18-2000	3-12	L	Jacksonville, Fla.
3-16-2001	5-9	L	Fresno, Calif.
3-12-2006	2-4	L	San Antonio, Texas
2-21-2009	7-14	L	Bradenton, Fla.
2-26-2010	11-1	W	Clearwater, Fla.
2-17-2012	12-13	L	St. Petersburg, Fla.
5-31-2015	3-0	W	Champaign

Oakland (3-1)

H: 3-1	A: 0-0	N: 0-0	
3-29-2013	4-0	W	Champaign
3-30-2013	21-8	W	Champaign
3-30-2013	3-2	W	Champaign
3-31-2013	3-6	L	Champaign

Oak Park (0-1)

H: 0-0	A: 0-1	N: 0-0	
5-15-1897	3-6	L	Oak Park, Ill.

Oberlin (6-5)

H: 4-2	A: 2-3	N: 0-0	
6-9-1893	11-7	W	Oberlin, Ohio
6-10-1893	8-11	L	Oberlin, Ohio
5-16-1894	1-13	L	Oberlin, Ohio
5-28-1894	5-11	L	Champaign
5-29-1897	4-7	L	Champaign
5-6-1898	5-10	L	Oberlin, Ohio
5-28-1898	7-1	W	Champaign
5-30-1899	5-0	W	Champaign
5-28-1903	20-6	W	Champaign
5-13-1904	14-2	W	Champaign
6-13-1904	12-3	W	Oberlin, Ohio

Oglethorpe (2-0-1)

H: 0-0	A: 2-0-1	N: 0-0	
3-27-1970	14-0	W	Atlanta, Georgia
3-28-1970	7-6	W	Atlanta, Georgia
3-28-1970	2-2	T	Atlanta, Georgia

Ohio Dominican (1-0)

H: 0-0	A: 1-0	N: 0-0	
3-27-1987	15-5	W	Columbus, Ohio

Ohio (10-3)

H: 6-1	A: 3-2	N: 1-0	
5-8-1904	6-5	W	Champaign
5-7-1921	6-3	W	Champaign
4-14-1933	8-2	W	Athens, Ohio
3-30-1934	9-2	W	Athens, Ohio
3-31-1934	5-4	W	Athens, Ohio
3-31-1934	0-1	L	Athens, Ohio
4-2-1934	9-10	L	Athens, Ohio
6-11-1948	6-2	W	Champaign
5-30-1952	5-4	W	Champaign
5-31-1952	7-13	L	Champaign
5-31-1952	7-2	W	Champaign
2-22-2013	11-6	W	Greenville, N.C.
5-29-2015	10-3	W	Champaign

Ohio State (101-102-2)

H: 54-46	A: 44-55-2	N: 3-1	
6-14-1904	5-4	W	Columbus, Ohio
4-24-1915	6-5	W	Champaign
4-25-1916	3-0	W	Columbus, Ohio
5-5-1916	4-0	W	Champaign
4-27-1917	3-7	L	Champaign
5-5-1917	0-1	L	Columbus, Ohio
4-27-1918	4-3	W	Columbus, Ohio
5-17-1920	5-6	L	Columbus, Ohio
5-27-1920	3-4	L	Champaign
4-16-1921	3-2	W	Columbus, Ohio
4-29-1922	4-3	W	Columbus, Ohio
5-14-1923	0-1	L	Champaign
5-10-1924	6-6	T	Columbus, Ohio
5-21-1924	2-8	L	Champaign
5-16-1925	5-4	W	Champaign
5-20-1925	0-8	L	Columbus, Ohio
5-1-1926	7-4	W	Champaign
5-8-1926	9-7	W	Columbus, Ohio
5-20-1927	1-0	W	Champaign
5-21-1927	2-5	L	Champaign
5-4-1928	4-8	L	Columbus, Ohio
5-5-1928	11-0	W	Columbus, Ohio
4-27-1929	6-2	W	Columbus, Ohio
5-3-1930	5-4	W	Champaign
5-24-1930	12-7	W	Columbus, Ohio
5-19-1931	5-10	L	Columbus, Ohio
4-22-1932	8-5	W	Columbus, Ohio
5-6-1933	14-4	W	Champaign
4-14-1934	7-6	W	Champaign
4-13-1935	5-2	W	Champaign
4-23-1935	6-12	L	Columbus, Ohio
4-10-1936	2-1	W	Columbus, Ohio
4-11-1936	5-3	W	Columbus, Ohio
4-23-1937	1-5	L	Champaign
4-24-1937	3-1	W	Champaign
4-29-1938	0-2	L	Columbus, Ohio
4-30-1938	0-2	L	Columbus, Ohio
4-28-1939	13-4	W	Champaign
4-29-1939	8-1	W	Champaign
4-26-1940	1-4	L	Columbus, Ohio
4-27-1940	17-6	W	Columbus, Ohio
5-16-1941	8-3	W	Champaign
5-17-1941	2-3	L	Champaign
5-8-1942	1-2	L	Columbus, Ohio
5-9-1942	5-8	L	Columbus, Ohio
4-30-1943	5-6	L	Champaign
5-1-1943	13-0	W	Champaign
4-21-1944	7-1	W	Columbus, Ohio
4-22-1944	6-0	W	Columbus, Ohio

5-4-1945	3-2	W	Champaign
5-5-1945	8-2	W	Champaign
4-26-1946	8-5	W	Columbus, Ohio
4-27-1946	7-8	L	Columbus, Ohio
4-18-1947	0-6	L	Champaign
4-19-1947	9-1	W	Champaign
5-28-1948	0-6	L	Columbus, Ohio
5-29-1948	6-3	W	Columbus, Ohio
5-20-1949	3-7	L	Champaign
5-21-1949	12-7	W	Champaign
5-12-1950	3-4	L	Columbus, Ohio
5-13-1950	11-12	L	Columbus, Ohio
5-17-1952	3-6	L	Columbus, Ohio
5-17-1952	7-1	W	Columbus, Ohio
5-17-1952	7-3	W	Columbus, Ohio
5-15-1953	2-1	W	Champaign
5-8-1954	4-3	W	Champaign
5-8-1954	1-7	L	Columbus, Ohio
5-6-1955	3-4	L	Columbus, Ohio
5-18-1956	4-16	L	Champaign
5-18-1957	4-2 (8)	W	Columbus, Ohio
5-24-1958	10-5	W	Champaign
5-24-1958	5-1	W	Champaign
5-22-1959	3-1	W	Columbus, Ohio
4-29-1960	0-9	L	Champaign
4-27-1962	8-0	W	Champaign
5-3-1963	3-4	L	Columbus, Ohio
5-9-1964	5-11	L	Champaign
5-9-1964	1-3	L	Champaign
5-8-1965	5-7	L	Columbus, Ohio
5-8-1965	2-0	W	Columbus, Ohio
5-12-1967	2-3	L	Columbus, Ohio
5-12-1967	2-6	L	Columbus, Ohio
5-25-1968	2-3	L	Champaign
5-24-1969	4-2	W	Columbus, Ohio
5-24-1969	4-3	W	Columbus, Ohio
4-24-1970	0-4	L	Champaign
4-24-1970	2-5	L	Champaign
4-23-1971	8-7	W	Columbus, Ohio
4-23-1971	2-3	L	Columbus, Ohio
4-22-1972	2-1	W	Champaign
4-22-1972	7-1	W	Champaign
4-21-1973	4-8	L	Columbus, Ohio
4-21-1973	9-5	W	Columbus, Ohio
4-19-1974	4-5	L	Champaign
4-19-1974	6-1	W	Champaign
4-18-1975	0-2	L	Columbus, Ohio
4-18-1975	10-10	T	Columbus, Ohio
5-23-1976	2-3	L	Champaign
5-23-1976	0-6	L	Champaign
5-19-1977	0-1	L	Columbus, Ohio
5-19-1977	3-5	L	Columbus, Ohio
5-20-1978	0-1	L	Champaign
5-20-1978	1-2	L	Champaign
5-19-1979	1-8	L	Columbus, Ohio
5-19-1979	10-11	L	Columbus, Ohio
5-18-1980	5-6	L	Champaign
5-18-1980	8-13	L	Champaign
5-17-1985	2-3	L	Ann Arbor, Mich.
4-2-1988	7-5	W	Champaign
4-2-1988	7-4	W	Champaign
4-3-1988	15-4	W	Champaign
4-3-1988	6-14	L	Champaign
4-1-1989	14-9	W	Columbus, Ohio
4-1-1989	5-13	L	Columbus, Ohio
4-2-1989	5-3	W	Columbus, Ohio
5-2-1989	0-8	L	Columbus, Ohio
5-19-1990	14-10	W	Iowa City, Iowa
4-5-1992	4-5	L	Columbus, Ohio
4-5-1992	5-11	L	Columbus, Ohio
4-6-1992	3-7	L	Columbus, Ohio
4-6-1992	2-11	L	Columbus, Ohio
5-14-1992	10-5	W	Columbus, Ohio
4-17-1993	1-5	L	Champaign
4-17-1933	3-2	W	Champaign
4-18-1993	10-14	L	Champaign
4-18-1993	3-9	L	Champaign
4-9-1994	2-9	L	Columbus, Ohio
4-9-1994	15-4	W	Columbus, Ohio
4-10-1994	3-6	W	Columbus, Ohio
4-10-1994	2-6	L	Columbus, Ohio
4-29-1995	1-4	L	Champaign
4-29-1995	3-1	W	Champaign
4-30-1995	7-4	W	Champaign
4-30-1995	0-3	L	Champaign
4-13-1996	3-2	W	Champaign
4-13-1996	7-15	L	Champaign
4-14-1996	8-5	W	Champaign
4-14-1996	4-3	W	Champaign
4-11-1997	0-3	L	Champaign
4-12-1997	2-1	W	Champaign
4-12-1997	2-3	L	Champaign
4-13-1997	11-5	W	Champaign
4-10-1998	2-1	W	Columbus, Ohio
4-11-1998	2-1	W	Columbus, Ohio
4-11-1998	2-3	L	Columbus, Ohio
4-12-1998	5-8	L	Columbus, Ohio
5-15-1998	9-8	W	Champaign
5-17-1999	8-11	L	Champaign
4-17-1999	10-12	L	Champaign
4-18-1999	4-10	L	Champaign
4-18-1999	6-9	L	Champaign
4-28-2000	5-2	W	Champaign
4-29-2000	4-6	L	Champaign
4-29-2000	1-6	L	Champaign
4-30-2000	6-3	W	Champaign
4-6-2001	6-11	L	Columbus, Ohio
4-7-2001	5-6	L	Columbus, Ohio
4-7-2001	2-5	L	Columbus, Ohio
4-8-2001	9-6	W	Columbus, Ohio
5-19-2001	0-10	L	Columbus, Ohio
3-23-2003	4-1	W	Champaign
3-24-2003	5-2	W	Champaign
3-25-2003	3-6	L	Champaign
4-2-2004	1-5	L	Columbus, Ohio
4-3-2004	3-14	L	Columbus, Ohio
4-3-2004	3-5	L	Columbus, Ohio
4-4-2004	12-4	W	Columbus, Ohio
4-1-2005	7-1	W	Champaign
4-2-2005	4-1	W	Champaign
4-2-2005	5-4	W	Champaign
4-3-2005	6-4	W	Champaign
4-8-2006	1-4	L	Columbus, Ohio
4-8-2006	1-5	L	Columbus, Ohio
4-9-2006	8-6 (9)	W	Columbus, Ohio
4-9-2006	1-9	L	Columbus, Ohio
4-8-2007	8-5	W	Champaign
4-8-2007	7-10	L	Champaign
5-9-2008	9-4	W	Columbus, Ohio
5-10-2008	2-9	L	Columbus, Ohio
5-10-2008	8-14	L	Columbus, Ohio
5-21-2008	3-2	W	Ann Arbor, Mich.
5-8-2009	5-4	W	Champaign
5-9-2009	7-10	L	Champaign
5-10-2009	7-12	L	Champaign
5-21-2009	4-7	L	Columbus, Ohio
5-7-2010	6-3	W	Columbus, Ohio
5-8-2010	5-3	W	Columbus, Ohio
5-9-2010	4-8	L	Columbus, Ohio
5-6-2011	13-9	W	Champaign
5-7-2011	7-12	L	Champaign
5-8-2011	11-5	W	Champaign
5-26-2011	5-4	W	Columbus, Ohio
4-20-2012	9-1	W	Champaign
4-21-2012	8-3	W	Champaign
4-22-2012	4-10	L	Champaign
4-19-2013	9-2	W	Columbus, Ohio
4-20-2013	6-7 (10)	L	Columbus, Ohio
4-21-2013	3-7	L	Columbus, Ohio
5-22-2014	6-5	W	Omaha, Neb.
5-1-2015	8-1	W	Columbus, Ohio
5-2-2015	6-5	W	Columbus, Ohio
5-3-2015	6-2	W	Columbus, Ohio
4-22-2016	1-0 (15)	W	Champaign
4-23-2016	1-9	L	Champaign
4-24-2016	5-3	W	Champaign

Ohio Wesleyan (1-0)

H: 0-0	A: 0-0	N: 1-0	
6-15-1904	10-2	W	Delaware

Oklahoma (3-7)

H: 1-1	A: 0-6	N: 2-0	
4-5-1960	7-8	L	Champaign
4-6-1960	11-4	W	Champaign
3-17-1981	2-5	L	Norman, Okla.
3-17-1981	0-7	L	Norman, Okla.
3-18-1981	6-16	L	Norman, Okla.
3-18-1981	3-21	L	Norman, Okla.
3-16-1982	2-3	L	Norman, Okla.
3-16-1982	3-5	L	Norman, Okla.
2-23-1990	8-5	W	Las Vegas, Nev.
2-24-1990	9-2	W	Las Vegas, Nev.

Oklahoma City (4-2)

H: 0-0	A: 4-2	N: 0-0	
3-17-1982	5-6	L	Oklahoma City, Okla.
3-17-1982	10-4	W	Oklahoma City, Okla.
3-18-1982	5-8	L	Oklahoma City, Okla.
3-18-1982	6-4	W	Oklahoma City, Okla.
3-28-1983	3-1	W	Oklahoma City, Okla.
3-28-1983	5-1	W	Oklahoma City, Okla.

Oklahoma State (3-11)

H: 0-0	A: 3-11	N: 0-0	
3-19-1979	4-2	W	Oklahoma City, Okla.
3-20-1979	6-7	L	Oklahoma City, Okla.
3-20-1979	0-6	L	Oklahoma City, Okla.
3-31-1980	1-17	L	Oklahoma City, Okla.
3-31-1980	5-12	L	Oklahoma City, Okla.
4-1-1980	0-9	L	Oklahoma City, Okla.
4-1-1980	9-10	L	Oklahoma City, Okla.
3-20-1981	4-6	L	Oklahoma City, Okla.
3-20-1981	4-8	L	Oklahoma City, Okla.
3-21-1981	2-8	L	Oklahoma City, Okla.
3-21-1981	4-8	L	Oklahoma City, Okla.
3-6-2015	6-2	W	Stillwater, Okla.
3-7-2015	1-8	L	Stillwater, Okla.
3-8-2015	4-2 (10)	W	Stillwater, Okla.

Old Dominion (1-0)

H: 0-0	A: 0-0	N: 1-0	
5-26-2000	3-1	W	Clemson, S.C.

Olivers (Woodstock) (0-1)

H: 0-0	A: 0-0	N: 0-1	
6-11-1904	0-2	W	Chicago, Ill.

Olivet Nazarene (3-0)

H: 2-0	A: 1-0	N: 0-0	
4-19-1984	10-1	W	Champaign
4-11-1985	10-8	W	Bourbonnais, Ill.
3-23-1998	18-2	W	Champaign

Omaha Cardinals (0-1)

H: 0-1	A: 0-0	N: 0-0	
4-30-1956	1-6	L	Champaign

Oral Roberts (2-8)

H: 0-0	A: 2-8	N: 0-0	
4-2-1980	1-6	L	Tulsa, Okla.
3-14-1981	2-3	L	Tulsa, Okla.
3-14-1981	7-8	L	Tulsa, Okla.
3-12-1982	1-13	L	Tulsa, Okla.
3-13-1982	5-2	W	Tulsa, Okla.
3-30-1983	2-10	L	Tulsa, Okla.
3-30-1983	4-8	L	Tulsa, Okla.
3-9-1984	6-7	L	Tulsa, Okla.
3-11-1984	6-7	L	Tulsa, Okla.
3-11-1984	12-5	W	Tulsa, Okla.

Oregon (1-0)

H: 0-0	A: 1-0	N: 0-0	
3-9-2012	2-1	W	Eugene, Ore.

Oregon State (0-1)

H: 0-0	A: 0-1	N: 0-0	
3-10-2012	2-8	L	Corvallis, Ore.

Pace (7-0)

H: 0-0	A: 0-0	N: 7-0	
3-18-1989	3-1	W	Miami, Fla.
3-8-1992	6-2	W	Coral Gables, Fla.
3-9-1992	8-4	W	Coral Gables, Fla.
3-7-1994	14-1	W	Coral Gables, Fla.
3-10-1994	7-4	W	Coral Gables, Fla.
3-10-1996	18-2	W	Las Cruces, N.M.
3-11-1996	26-11	W	Las Cruces, N.M.

Parsons (1-1)

H: 1-1	A: 0-0	N: 0-0	
5-21-1963	7-1	W	Champaign
5-12-1964	3-4	L	Champaign

Pennsylvania (1-1)

H: 0-0	A: 1-0	N: 0-1	
6-7-1902	11-3	W	Philadelphia, Pa.
5-25-1989	1-7	L	Waterbury, Conn.

Penn State (36-29)

H: 17-12	A: 17-15	N: 2-2	
4-27-1992	5-0	W	Champaign
4-28-1992	2-0	W	Champaign
4-28-1992	6-4	W	Champaign
4-29-1992	4-1	W	Champaign
4-30-1993	1-11	L	University Park, Pa.
5-1-1993	1-5	L	University Park, Pa.
5-1-1993	7-2	W	University Park, Pa.
5-2-1993	8-6	W	University Park, Pa.
3-29-1996	6-13	L	Champaign
3-30-1996	3-0	W	Champaign
3-30-1996	5-10	L	Champaign
5-18-1996	11-3	W	University Park, Pa.
4-18-1997	8-13	L	University Park, Pa.
4-19-1997	7-8	L	University Park, Pa.
4-19-1997	11-5	W	University Park, Pa.
4-20-1997	3-13	L	University Park, Pa.
5-14-1998	2-5	L	Champaign
5-16-1998	11-5	W	Champaign
5-19-2000	5-3	W	Minneapolis
5-20-2000	0-6	L	Minneapolis
5-21-2000	5-3	W	Minneapolis
3-10-2002	3-1	W	Champaign
3-11-2002	1-2	L	Champaign
3-11-2002	4-1	W	Champaign
5-9-2003	1-4	L	University Park, Pa.
5-10-2003	2-3	L	University Park, Pa.
5-10-2003	3-0	W	University Park, Pa.
5-11-2003	0-2	L	University Park, Pa.
4-30-2004	1-8	L	Champaign
5-1-2004	1-3	L	Champaign
5-1-2004	1-2 (8)	L	Champaign
5-2-2004	0-4	L	Champaign
4-29-2005	2-3	L	University Park, Pa.
4-30-2005	6-3 (8)	W	University Park, Pa.
4-30-2005	6-4	W	University Park, Pa.
5-1-2005	1-9	L	University Park, Pa.
5-25-2007	2-6	L	Ann Arbor, Mich.
4-25-2008	20-11	W	Champaign
4-26-2008	5-16	L	Champaign
4-26-2008	7-10	L	Champaign
4-27-2008	17-6	W	Champaign
4-24-2009	7-3	W	University Park, Pa.
4-25-2009	11-5	W	University Park, Pa.
4-26-2009	9-2	W	University Park, Pa.
4-2-2010	9-16	L	Champaign
4-3-2010	10-8	W	Champaign
4-4-2010	15-3	W	Champaign
4-1-2011	7-6	W	University Park, Pa.
4-2-2011	1-3	L	University Park, Pa.
4-3-2011	4-13	L	University Park, Pa.
5-11-2012	2-3	L	University Park, Pa.
5-12-2012	6-8	L	University Park, Pa.
5-13-2012	2-3	L	University Park, Pa.
5-10-2013	9-0	W	Champaign
5-11-2013	8-6	W	Champaign
5-12-2013	5-4	W	Champaign
4-18-2014	6-3	W	University Park, Pa.
4-19-2014	8-3	W	University Park, Pa.
4-20-2014	7-6	W	University Park, Pa.
4-24-2015	10-1	W	University Park, Pa.
4-25-2015	4-2 (15)	W	University Park, Pa.
4-26-2015	6-3	W	University Park, Pa.
3-25-2016	5-0	W	Champaign
3-26-2016	6-1	W	Champaign
3-27-2016	3-5	L	Champaign

Pensacola (3-0)

H: 0-0	A: 3-0	N: 0-0	
4-15-1954	2-0	W	Pensacola, Fla.
4-16-1954	10-5	W	Pensacola, Fla.
4-11-1955	6-0	W	Pensacola, Fla.

Peoria (2-1)

H: 1-1	A: 1-0	N: 0-0	
4-16-1895	6-7	L	Champaign
6-4-1947	9-2	W	Peoria, Ill.
6-7-1947	2-0	W	Champaign

Phillips (3-2)

H: 0-0	A: 3-2	N: 0-0	
3-17-1979	3-0	W	Enid, Okla.
3-17-1979	1-3	L	Enid, Okla.
3-18-1979	8-6	W	Enid, Okla.
3-12-1984	2-3	L	Enid, Okla.
3-12-1984	7-3	W	Enid, Okla.

Physicians and Surgeons (1-0)

H: 1-0	A: 0-0	N: 0-0	
4-20-1904	10-0	W	Champaign

Pittsburgh (0-1)

H: 0-0	A: 0-0	N: 0-1	
2-18-2011	6-10	L	Clearwater, Fla.

Pontiac (0-1)

H: 0-1	A: 0-0	N: 0-0	
4-8-1933	11-12	L	Champaign

Portland (2-1)

H: 0-0	A: 0-0	N: 2-1	
3-13-1996	31-10	W	Las Cruces, N.M.
3-15-1996	23-8	W	Las Cruces, N.M.
3-12-2001	5-11	L	Fresno, Calif.

SERIES RECORDS

Prairie View (1-0)

H: 0-0	A: 0-0	N: 1-0	
3-16-2003	13-0	W	Edinburg, Texas

Princeton (1-0)

H: 0-0	A: 1-0	N: 0-0	
5-24-1902	3-1	W	Princeton, N.J.

Providence (2-1)

H: 0-0	A: 0-0	N: 2-1	
3-12-1994	10-4	W	Homestead, Fla.
3-14-1996	3-16	L	Las Cruces, N.M.
3-16-1996	4-2	W	Las Cruces, N.M.

Purdue (163-83-1)

H: 91-38	A: 69-44-1	N: 3-1	
5-30-1893	15-5	W	Champaign
4-25-1894	9-5	W	Champaign
5-8-1895	8-5	W	West Lafayette
5-2-1896	11-3	W	Champaign
4-28-1897	13-2	W	Champaign
5-27-1899	15-4	W	West Lafayette
4-14-1900	5-4	W	Champaign
6-8-1901	0-4	L	West Lafayette
5-2-1903	10-2	W	Champaign
5-17-1904	6-8	L	West Lafayette
4-19-1905	6-1	W	Champaign
5-22-1907	9-5	W	Champaign
6-1-1907	2-1	W	West Lafayette
5-2-1908	3-2	W	Champaign
6-5-1908	0-3	L	West Lafayette
5-10-1909	3-4	L	West Lafayette
5-29-1909	5-0	W	Champaign
5-10-1910	5-4	W	Champaign
5-27-1910	7-2	W	West Lafayette
5-9-1911	4-0	W	Champaign
5-26-1911	3-5	L	West Lafayette
5-14-1912	3-1	W	West Lafayette
4-29-1913	9-1	W	West Lafayette
5-21-1913	7-2	W	Champaign
4-28-1914	9-6	W	West Lafayette
5-5-1914	9-6	W	Champaign
4-27-1915	2-1	W	Champaign
5-18-1915	5-3	W	West Lafayette
4-22-1916	4-3	W	West Lafayette
5-8-1917	1-0	W	Champaign
5-10-1917	6-0	W	West Lafayette
5-1-1918	2-3	L	West Lafayette
5-11-1918	5-0	W	Champaign
5-13-1919	3-1	W	Champaign
6-5-1919	16-2	W	West Lafayette
4-27-1920	6-2	W	West Lafayette
6-1-1920	8-1	W	Champaign
5-23-1922	5-3	W	Champaign
4-18-1923	13-8	W	West Lafayette
4-25-1923	4-1	W	Champaign
4-22-1924	6-5	W	Champaign
4-22-1925	14-1	W	West Lafayette
5-9-1925	6-7	L	Champaign
5-12-1926	11-2	W	West Lafayette
4-23-1927	4-3	W	West Lafayette
4-11-1928	5-0	W	Champaign
4-25-1928	5-4	W	West Lafayette
5-8-1929	11-8	W	West Lafayette
5-21-1929	1-2	L	Champaign
4-30-1930	12-1	W	West Lafayette
5-2-1931	3-1	W	West Lafayette
5-21-1931	9-2	W	Champaign
5-11-1932	5-7	L	West Lafayette
5-25-1932	10-4	W	Champaign
5-4-1933	12-7	W	West Lafayette
5-23-1933	5-6	L	Champaign
4-24-1934	15-2	W	Champaign
5-16-1934	8-0	W	West Lafayette
4-30-1935	7-3	W	Champaign
5-21-1935	2-5	L	West Lafayette
4-18-1936	3-1	W	Champaign
5-12-1936	2-1	W	West Lafayette
5-5-1937	7-3	W	Champaign
5-19-1939	1-0	W	Champaign
5-10-1940	21-13	W	West Lafayette
5-11-1940	9-4	W	West Lafayette
4-25-1941	10-5	W	Champaign
4-26-1941	1-4	L	Champaign
4-17-1942	2-6	L	West Lafayette
4-18-1942	10-6	W	West Lafayette
5-14-1943	10-0	W	Champaign
5-15-1943	3-1	W	Champaign
4-28-1944	7-7	T	West Lafayette
4-29-1944	2-7	L	West Lafayette
5-19-1945	6-7	L	Champaign
5-19-1945	12-5	W	Champaign
5-17-1947	6-0	W	Champaign
5-17-1947	4-5	L	Champaign
4-30-1948	9-2	W	West Lafayette
5-1-1948	1-0	W	West Lafayette
5-2-1952	11-6	W	Champaign
5-2-1953	7-3	W	West Lafayette
5-2-1953	6-3	W	West Lafayette
5-21-1954	1-6	L	Champaign
5-22-1954	5-4	W	Champaign
5-22-1954	5-1	W	Champaign
5-20-1955	12-7	W	West Lafayette
5-21-1955	5-3	W	West Lafayette
5-21-1955	2-3	L	West Lafayette
4-27-1956	2-1	W	Champaign
4-28-1956	6-5	W	Champaign
4-28-1956	7-2	W	Champaign
5-2-1958	3-0	W	Champaign
5-3-1958	4-2	W	Champaign
5-1-1959	4-3	W	West Lafayette
5-2-1959	14-2	W	West Lafayette
5-2-1959	2-8	L	West Lafayette
5-13-1960	3-10	L	Champaign
5-14-1960	9-7	W	Champaign
5-14-1960	3-2	W	Champaign
5-5-1961	6-2	W	West Lafayette
5-6-1961	6-7	L	West Lafayette
5-6-1961	6-4	W	West Lafayette
5-11-1962	6-0	W	Champaign
5-12-1962	2-1	W	Champaign
5-12-1962	2-0	W	Champaign
5-17-1963	4-2	W	West Lafayette
5-18-1963	3-2	W	West Lafayette
5-18-1963	7-1	W	West Lafayette
5-22-1964	6-1	W	Champaign
5-23-1964	0-2	L	Champaign
5-23-1964	0-12	L	Champaign
5-21-1965	3-1	W	West Lafayette
5-22-1965	0-4	L	West Lafayette
4-22-1966	4-2	W	Champaign
4-23-1966	6-3	W	Champaign
4-23-1966	2-1	W	Champaign
4-21-1967	5-3	W	West Lafayette
4-22-1967	4-6	L	West Lafayette
5-3-1968	11-6	W	Champaign
5-4-1968	7-2	W	Champaign
5-2-1969	11-1	W	West Lafayette
5-3-1969	1-6	L	West Lafayette
5-9-1970	4-3	W	Champaign
5-9-1970	1-0	W	Champaign
5-9-1971	1-0	W	West Lafayette
5-9-1971	5-0	W	West Lafayette
5-13-1972	2-0	W	Champaign
5-13-1972	3-0	W	Champaign
5-12-1973	8-4	W	West Lafayette
5-12-1973	17-2	W	West Lafayette
5-5-1974	6-4	W	Champaign
5-5-1974	8-3	W	Champaign
5-16-1976	1-3	L	Champaign
5-14-1977	7-10	L	West Lafayette
5-14-1977	7-1	W	West Lafayette
5-8-1978	3-2	W	Champaign
5-8-1978	5-2	W	Champaign
5-6-1979	2-3	L	West Lafayette
5-6-1979	13-3	W	West Lafayette
5-11-1980	6-5	W	Champaign
5-11-1980	3-8	L	Champaign
5-13-1987	13-9	W	West Lafayette
4-13-1988	2-8	L	West Lafayette
4-13-1988	2-3	L	West Lafayette
4-20-1988	4-6	L	Champaign
4-20-1988	2-6	L	Champaign
4-22-1989	5-2	W	Champaign
4-22-1989	10-3	W	Champaign
4-23-1989	1-2	L	West Lafayette
4-23-1989	2-3	L	West Lafayette
4-1-1990	10-7	W	West Lafayette
4-1-1990	14-5	W	West Lafayette
4-3-1990	9-2	W	Champaign
4-3-1990	4-0	W	Champaign
4-17-1991	8-3	W	West Lafayette
4-17-1991	4-5	L	West Lafayette
5-5-1991	6-9	L	Champaign
5-5-1991	19-7	W	Champaign
4-24-1992	4-0	W	Champaign
4-24-1992	2-1	W	Champaign
4-25-1992	17-8	W	West Lafayette
4-25-1992	12-5	W	West Lafayette
4-24-1993	3-10	L	Champaign
4-24-1993	10-9	W	Champaign
4-25-1993	4-8	L	Champaign
4-25-1993	4-7	L	Champaign
4-23-1994	3-5	L	West Lafayette
4-23-1994	4-3	W	West Lafayette
4-24-1994	3-4	L	West Lafayette
4-24-1994	6-0	W	West Lafayette
3-25-1995	10-8	W	Champaign
3-25-1995	1-2	L	Champaign
3-26-1995	4-5	L	Champaign
3-26-1995	2-3	L	Champaign
4-6-1996	8-13	L	West Lafayette
4-6-1996	6-1	W	West Lafayette
4-7-1996	12-9	W	West Lafayette
4-7-1996	11-7	W	West Lafayette
4-4-1997	8-7	W	Champaign
4-5-1997	2-4	L	Champaign
4-5-1997	8-12	L	Champaign
4-6-1997	11-18	L	Champaign
5-16-1997	8-3	W	Ann Arbor, Mich.
5-8-1998	4-2	W	West Lafayette
5-2-1998	11-8	W	West Lafayette
5-3-1998	5-1	W	West Lafayette
5-3-1998	9-5	W	West Lafayette
5-15-1999	9-6	W	Champaign
5-16-1999	12-7	W	Champaign
5-16-1999	11-9	W	Champaign
4-21-2000	3-4	L	West Lafayette
4-22-2000	2-9	L	West Lafayette
4-22-2000	1-2	L	West Lafayette
4-23-2000	3-10	L	West Lafayette
5-17-2000	6-2	W	Minneapolis, Minn.
4-20-2001	11-4	W	Champaign
4-21-2001	2-5	L	Champaign
4-21-2001	2-16	L	Champaign
4-22-2001	8-9	L	Champaign
5-17-2001	9-5	W	Columbus, Ohio
4-5-2002	2-6	L	Champaign
4-6-2002	2-5	L	Champaign
4-6-2002	5-1	W	Champaign
4-7-2002	10-7	W	Champaign
4-5-2003	3-5	L	West Lafayette
4-5-2003	5-2	W	West Lafayette
4-6-2003	6-7	L	West Lafayette
4-6-2003	3-4	L	West Lafayette
5-27-2005	3-4 (11)	L	Champaign
3-31-2006	9-7	W	Champaign
4-1-2006	3-2	W	Champaign
4-1-2006	4-10	L	Champaign
4-2-2006	4-9	L	Champaign
5-25-2006	5-10	L	Ann Arbor, Mich.
3-30-2007	14-13	W	West Lafayette
3-31-2007	9-4	W	West Lafayette
3-31-2007	1-2	L	West Lafayette
4-1-2007	6-11	L	West Lafayette
5-16-2008	4-14	L	Champaign
5-16-2008	8-13	L	Champaign
5-17-2008	2-0	W	Champaign
5-17-2008	2-11	L	Champaign
5-14-2009	5-12	L	West Lafayette
5-15-2009	6-3	W	West Lafayette
5-16-2009	8-12	L	West Lafayette
5-14-2010	2-8	L	Champaign
5-15-2010	7-0	W	Champaign
5-16-2010	1-6	L	Champaign
5-13-2011	1-3	L	West Lafayette
5-14-2011	7-4	W	West Lafayette
5-15-2011	7-5	W	West Lafayette
4-13-2012	0-3	L	West Lafayette
4-14-2012	1-4	L	West Lafayette
4-15-2012	3-5	L	West Lafayette
4-12-2013	17-12	W	Champaign
4-13-2013	6-4	W	Champaign
4-14-2013	17-6	W	Champaign
3-28-2014	3-4	L	Champaign
3-29-2014	6-2	W	Champaign
3-30-2014	8-3	W	Champaign
4-11-2015	10-5	W	Champaign
4-12-2015	5-1	W	Champaign
4-13-2015	2-1	W	Champaign
4-21-2017	2-4	L	West Lafayette
4-22-2017	1-4	L	West Lafayette
4-23-2017	1-2	L	West Lafayette

Puerto Ricans (1-0)

H: 0-0	A: 0-0	N: 1-0	
4-11-1968	21-4	W	Honolulu, Hawaii

Quincy (6-1)

H: 5-0	A: 1-1	N: 0-0	
4-18-1959	4-1	W	Champaign
4-18-1959	8-4	W	Champaign
4-8-1960	6-0	W	Quincy, Ill.
4-15-1961	2-1	W	Champaign
4-15-1961	2-0	W	Champaign
4-16-1962	4-7	L	Quincy, Ill.
4-5-1964	4-3	W	Champaign

Radford (1-0)

H: 0-0	A: 0-0	N: 1-0	
3-14-1998	6-5	W	Troy, Ala.

Randolph AFB (3-0)

H: 0-0	A: 2-0	N: 1-0	
3-25-1964	5-2	W	Randolph, Texas
3-29-1964	15-9	W	Randolph, Texas
4-11-1966	11-8	W	San Antonio, Texas

Rider (0-1)

H: 0-0	A: 0-0	N: 0-1	
3-14-2000	5-6	L	Jacksonville, Fla.

Robert Morris (2-0)

H: 2-0	A: 0-0	N: 0-0	
4-13-2005	6-3	W	Champaign
4-18-2007	4-3	W	Champaign

Rockford (1-0)

H: 1-0	A: 0-0	N: 0-0	
4-27-1949	16-8	W	Champaign

Rose Poly (1-0)

H: 1-0	A: 0-0	N: 0-0	
4-18-1917	19-2	W	Champaign

Rutgers (5-2)

H: 3-0	A: 1-2	N: 1-0	
3-20-1989	4-0	W	Coral Gables, Fla.
5-9-2015	5-4	W	Champaign
5-9-2015	6-2	W	Champaign
5-10-2015	28-13	W	Champaign
5-12-2017	3-8	L	Piscataway, N.J.
5-12-2017	7-5	W	Piscataway, N.J.
5-14-2017	7-8	L	Piscataway, N.J.

St. Edwards (2-0)

H: 0-0	A: 0-0	N: 2-0	
4-1-1964	2-0	W	Austin, Texas
4-16-1966	13-1	W	San Antonio, Texas

St. Francis (Ill.) (11-12-1)

H: 8-5-1	A: 3-7	N: 0-0	
4-5-1975	7-0	W	Champaign
4-5-1975	4-3	W	Champaign
4-15-1976	4-2	W	Champaign
4-15-1976	7-0	W	Champaign
5-5-1977	5-4	W	Champaign
5-5-1977	4-2	W	Champaign
4-9-1978	6-5	W	Champaign
4-9-1978	5-6	L	Champaign
4-13-1980	2-12	L	Joliet, Ill.
4-13-1980	4-14	L	Joliet, Ill.
4-7-1981	1-4	L	Champaign
4-7-1981	13-2	W	Champaign
3-28-1982	22-7	W	Joliet, Ill.
3-28-1982	3-7	L	Joliet, Ill.
3-17-1983	6-6	T	Champaign
4-8-1983	1-3	L	Joliet, Ill.
4-8-1983	5-0	W	Joliet, Ill.
4-8-1984	1-2	L	Joliet, Ill.
4-8-1984	4-8	L	Joliet, Ill.
3-24-1985	1-6	L	Champaign
4-30-1985	8-12	L	Joliet, Ill.
4-18-1986	4-5	L	Champaign
3-25-1987	18-16	W	Joliet, Ill.
4-28-1987	8-14	L	Champaign

St. Francis (N.Y.) (1-0)

H: 0-0	A: 0-0	N: 1-0	
3-23-1989	12-6	W	Coral Gables, Fla.

St. John's (N.Y.) (3-1)

H: 0-0	A: 0-0	N: 3-1	
3-11-2000	6-5	W	Jacksonville, Fla.
2-28-2010	4-6	L	St. Petersburg, Fla.
2-19-2012	9-4	W	St. Petersburg, Fla.
3-2-2012	4-0	W	Myrtle Beach, S.C.

St. Joseph (Mich.) (1-3)

H: 1-2	A: 0-1	N: 0-0	
4-29-1941	1-2	L	Champaign
4-30-1941	3-2	W	Champaign
5-15-1946	6-9	L	Champaign
6-8-1947	4-6	L	St. Joseph, Mich.

St. Joseph's (Ind.) (5-1)

H: 5-1	A: 0-0	N: 0-0	
5-15-1946	6-9	L	Champaign
4-25-1967	4-1	W	Champaign
5-7-1968	7-1	W	Champaign
5-6-1969	5-2	W	Champaign
4-21-1970	14-3	W	Champaign
5-8-2000	32-0	W	Champaign

Saint Louis (27-3-1)

H: 17-1	A: 8-2-1	N: 2-0	
4-16-1946	12-1	W	Champaign
4-15-1952	5-5	T	St. Louis, Mo.
5-20-1952	13-1	W	Champaign
4-9-1960	10-1	W	Quincy, Ill.
4-17-1961	9-4	W	Champaign
4-15-1962	6-0	W	Champaign
4-15-1962	3-4	L	Champaign
4-20-1963	2-1	W	Champaign
4-20-1963	3-2	W	Champaign
4-11-1980	4-3	W	Champaign
3-12-1981	7-6	W	St. Louis, Mo.
3-12-1981	9-2	W	St. Louis, Mo.
3-25-1981	4-3	W	Champaign
3-25-1981	4-3	W	Champaign
4-15-1981	6-1	W	St. Louis, Mo.
4-15-1981	2-1	W	St. Louis, Mo.
3-21-1982	0-1	L	St. Louis, Mo.
3-21-1982	9-1	W	St. Louis, Mo.
3-16-1985	7-6	W	Champaign
3-16-1985	4-2	W	Champaign
4-4-1985	7-1	W	St. Louis, Mo.
4-4-1987	21-1	W	St. Louis, Mo.
3-10-1988	6-4	W	St. Louis, Mo.
5-4-1988	10-1	W	Champaign
4-2-2008	9-2	W	Champaign
4-22-2009	10-11	L	St. Louis, Mo.
3-19-2011	7-4	W	Carbondale, Ill.
4-8-2015	7-2	W	Champaign
4-15-2016	6-4	W	Champaign
4-16-2016	3-1	W	Champaign
4-17-2016	6-2	W	Champaign

St. Mary's (Minn.) (14-5)

H: 13-5	A: 0-0	N: 1-0	
4-2-1961	12-7	W	San Antonio, Texas
4-10-1969	9-1	W	Champaign
4-10-1969	5-0	W	Champaign
4-6-1970	9-8	W	Champaign
4-7-1970	1-4	L	Champaign
4-7-1970	2-4	L	Champaign
4-7-1971	0-1	L	Champaign
4-7-1971	2-0	W	Champaign
4-8-1971	7-13	L	Champaign
4-8-1972	7-2	W	Champaign
4-8-1972	10-6	W	Champaign
4-2-1976	4-0	W	Champaign
4-2-1976	8-2	W	Champaign
4-8-1977	5-0	W	Champaign
4-9-1977	2-6	L	Champaign
4-9-1977	3-2	W	Champaign
3-31-1978	7-1	W	Champaign
4-1-1978	3-0	W	Champaign
4-1-1978	2-1	W	Champaign

St. Mary's (Texas) (1-4)

H: 0-0	A: 0-0	N: 1-4	
3-28-1961	4-7	L	San Antonio, Texas
4-13-1963	3-4	L	San Antonio, Texas
3-28-1964	3-6	L	San Antonio, Texas
4-14-1966	10-6	W	San Antonio, Texas
3-16-1976	2-17	L	San Antonio, Texas

St. Procopius (3-1)

H: 3-1	A: 0-0	N: 0-0	
4-19-1966	4-2	W	Champaign
4-18-1967	6-4	W	Champaign
5-12-1969	2-9	L	Champaign
5-18-1971	5-0	W	Champaign

St. Viator (2-0)

H: 1-0	A: 1-0	N: 0-0	
4-12-1919	10-0	W	Champaign
5-8-1920	16-1	W	Kankakee, Ill.

St. Xavier (13-4)

H: 10-3	A: 3-1	N: 0-0	
3-31-1974	4-3	W	Champaign
3-31-1974	4-1	W	Champaign
5-11-1975	0-4	L	Champaign
5-11-1975	10-2	W	Champaign
3-28-1976	5-1	W	Champaign
3-28-1976	9-3	W	Champaign
3-1-1981	8-7	W	Chicago, Ill.
4-20-1982	21-3	W	Champaign
4-20-1982	11-6	W	Champaign
4-7-1984	4-5	L	Champaign
4-7-1984	5-1	W	Champaign
5-1-1985	5-4	W	Chicago, Ill.
5-1-1985	3-6	L	Chicago, Ill.
4-19-1986	9-0	W	Champaign
4-19-1986	3-7	L	Champaign
4-1-1987	19-2	W	Chicago, Ill.
5-2-2006	6-4	W	Champaign

Salem (1-0)

H: 0-0	A: 1-0	N: 0-0	
8-13-1928	12-1	W	Salem, Oregon

Sam Houston State (3-2-1)

H: 0-0	A: 0-0	N: 3-2-1	
4-12-1966	4-9	L	San Antonio, Texas
2-21-1992	1-3	L	Edinburg, Texas
2-22-1992	6-1	W	Edinburg, Texas
3-6-2005	1-1	T	Edinburg, Texas
3-2-2007	14-5	W	Edinburg, Texas
2-22-2008	6-4	W	Edinburg, Texas

San Francisco State (1-0)

H: 0-0	A: 1-0	N: 0-0	
4-15-1968	14-5	W	San Francisco, Calif.

San Jose State (0-2)

H: 0-0	A: 0-2	N: 0-0	
3-9-2001	2-3	L	San Jose, Calif.
3-10-2001	1-4	L	San Jose, Calif.

Schofield Barracks (1-0)

H: 0-0	A: 0-0	N: 1-0	
4-8-1968	14-1	W	Honolulu, Hawaii

Sedalia Army Base (1-0)

H: 1-0	A: 0-0	N: 0-0	
4-24-1945	15-4	W	Champaign

Siena (1-0)

H: 0-0	A: 0-0	N: 1-0	
3-13-1998	17-7	W	Troy, Ala.

South Carolina (0-3)

H: 0-0	A: 0-3	N: 0-0	
2-25-1994	3-10	L	Columbia, S.C.
2-26-1994	7-16	L	Columbia, S.C.
2-27-1994	0-6	L	Columbia, S.C.

South Dakota State (2-0)

H: 0-0	A: 0-0	N: 2-0	
3-24-1975	11-5	W	Albuquerque, N.M.
3-28-1975	8-1	W	Albuquerque, N.M.

South Florida (6-5)

H: 2-1	A: 4-2	N: 0-2	
3-5-2004	5-11	L	Tampa, Fla.
3-6-2004	4-10	L	Tampa, Fla.
3-7-2004	8-2	W	Tampa, Fla.
2-25-2006	2-4	L	DeLand, Fla.
3-3-2006	5-1	W	Tampa, Fla.
3-4-2006	7-3	W	Tampa, Fla.
3-5-2006	7-6	W	Tampa, Fla.
2-27-2010	3-12	L	Clearwater, Fla.
3-20-2015	13-1	W	Champaign
3-21-2015	5-2	W	Champaign
3-22-2015	5-8 (10)	L	Champaign

Southeastern (Fla.) (1-0)

H: 0-0	A: 0-0	N: 1-0	
3-23-2010	11-3	W	Winter Haven, Fla.

Southeast Louisiana (1-2)

H: 0-0	A: 1-2	N: 0-0	
3-13-1977	8-9	L	Hammond, La.
3-13-1977	5-6	L	Hammond, La.
3-14-1977	18-4	W	Hammond, La.

Southern California (0-2)

H: 0-0	A: 0-0	N: 0-2	
4-13-1968	3-10	L	Honolulu, Hawaii
4-3-1969	12-17	L	Riverside, Calif.

Southern Illinois (36-38)

H: 14-17	A: 16-18	N: 6-3	
5-4-1954	7-4	W	Champaign
4-14-1955	7-8	L	Carbondale, Ill.
4-18-1956	15-2	W	Champaign
4-15-1958	5-9	L	Champaign
4-4-1959	9-5	W	Carbondale, Ill.
5-24-1966	4-3	W	Champaign
4-15-1967	6-7	L	Murphysboro, Ill.
4-20-1969	1-5	L	Carbondale, Ill.
4-16-1971	1-14	L	Carbondale, Ill.
4-17-1971	6-7	L	Carbondale, Ill.
4-17-1971	2-6	L	Carbondale, Ill.
4-11-1972	3-6	L	Champaign
3-28-1979	2-3	L	Carbondale, Ill.
3-28-1979	0-8	L	Carbondale, Ill.
4-29-1980	2-11	L	Carbondale, Ill.
4-29-1980	1-10	L	Carbondale, Ill.
5-7-1980	3-2	W	Champaign
5-7-1980	3-19	L	Champaign
5-5-1982	5-10	L	Champaign
5-5-1982	0-5	L	Champaign
3-24-1983	7-6	W	Carbondale, Ill.
3-24-1983	3-10	L	Carbondale, Ill.
5-2-1984	5-3	W	Champaign
5-2-1984	4-5	L	Champaign
4-3-1985	4-3	W	Carbondale, Ill.
4-3-1985	7-9	L	Carbondale, Ill.
3-13-1992	5-0	W	Coral Gables, Fla.
3-14-1992	8-4	W	Coral Gables, Fla.
3-29-1994	16-11	W	Carbondale, Ill.
5-4-1994	5-10	L	Champaign
3-28-1995	8-12	L	Carbondale, Ill.
5-2-1995	0-11	L	Champaign
3-26-1996	8-10	L	Carbondale, Ill.
4-30-1996	8-7	W	Champaign
4-16-1997	13-15	L	Champaign
3-25-1998	7-5	W	Carbondale, Ill.
3-10-1999	0-11	L	Carbondale, Ill.
3-24-1999	12-13	L	Champaign
3-28-2000	15-5	W	Carbondale, Ill.
5-3-2000	7-0	W	Champaign
3-28-2001	10-6	W	Carbondale, Ill.
5-2-2001	7-3	W	Champaign
5-3-2005	9-7	W	Carbondale, Ill.
5-1-2007	13-5	W	Carbondale, Ill.
4-1-2008	5-2	W	Marion, Ill.
4-29-2008	2-3 (11)	L	Champaign
4-15-2009	6-9	L	Marion, Ill.
4-28-2009	5-1	W	Champaign
4-14-2010	5-4	W	Marion, Ill.
5-4-2010	2-3	L	Champaign
3-20-2011	8-2	W	Carbondale, Ill.
4-13-2011	0-3	L	Champaign
5-3-2011	0-9	L	Marion, Ill.
3-16-2012	8-2 (12)	W	Carbondale, Ill.
3-18-2012	13-5	W	Marion, Ill.
5-1-2012	3-7	L	Champaign
3-15-2013	4-1	W	Carbondale, Ill.
3-16-2013	7-5 (10)	W	Carbondale, Ill.
3-18-2013	2-1 (10)	W	Marion, Ill.
4-30-2013	11-7	W	Champaign
3-14-2014	5-1	W	Carbondale, Ill.
3-15-2014	5-6	L	Carbondale, Ill.
3-15-2014	2-3	L	Carbondale, Ill.
4-30-2014	10-1	W	Champaign
3-13-2015	0-2	L	Champaign
3-14-2015	6-2	W	Champaign
3-15-2015	4-1	W	Champaign
4-28-2015	7-5	W	Carbondale, Ill.
3-19-2016	2-3	L	Carbondale, Ill.
3-20-2016	0-1	L	Carbondale, Ill.
5-4-2016	6-3	W	Champaign
3-18-2017	5-8	L	Champaign
3-19-2017	1-3	L	Champaign
5-2-2017	6-5	W	Carbondale, Ill.

SIU Edwardsville (6-1)

H: 4-0	A: 1-1	N: 1-0	
3-28-1981	18-8	W	Edwardsville, Ill.
3-28-1981	8-15	L	Edwardsville, Ill.
4-6-1984	9-4	W	Champaign
4-6-1984	6-4	W	Champaign
4-3-1987	2-1	W	Springfield, Ill.
5-1-1998	10-0	W	Champaign
4-1-2009	7-6 (10)	W	Champaign

Southern Presbyterian (2-0)

H: 0-0	A: 2-0	N: 0-0	
4-5-1918	24-0	W	Clarkville, Tenn.
4-6-1918	11-0	W	Clarkville, Tenn.

Southwest Texas State (0-1)

H: 0-0	A: 0-1	N: 0-0	
3-15-1995	0-6	L	San Marcos, Texas

Southwestern University (2-1)

H: 0-0	A: 0-0	N: 2-1	
4-16-1957	6-9	L	Memphis, Tenn.
3-18-1974	9-3	W	Edinburg, Texas
3-19-1974	2-0	W	Edinburg, Texas

Southwestern Louisiana (4-5)

H: 0-0	A: 4-5	N: 0-0	
3-27-1940	13-3	W	Lafayette, La.
3-28-1940	0-1	L	Lafayette, La.
4-2-1941	9-0	W	Lafayette, La.
3-26-1951	3-15	L	Lafayette, La.
3-27-1951	20-11	W	Lafayette, La.
3-19-1977	3-7	L	Lafayette, La.
3-19-1977	3-0	W	Lafayette, La.
3-20-1977	11-13	L	Lafayette, La.
3-20-1977	4-5	L	Lafayette, La.

Spokane (1-0)

H: 0-0	A: 1-0	N: 0-0	
8-4-1928	5-1	W	Spokane, Wash.

Springfield (0-0-1)

H: 0-0	A: 0-0-1	N: 0-0	
4-25-1939	6-6	T	Springfield, Ill.

Stanford (0-1)

H: 0-0	A: 0-0	N: 0-1	
6-5-2011	2-14	L	Fullerton, Calif.

Stephen F. Austin (2-1)

H: 0-0	A: 0-0	N: 2-1	
3-4-2007	11-6	W	Edinburg, Texas
3-1-2008	7-8	L	Waco, Texas
2-28-2009	4-2	W	Edinburg, Texas

Stetson (1-3)

H: 0-0	A: 1-2	N: 0-1	
3-17-1977	5-10	L	New Orleans, La.
2-24-2006	3-6	L	DeLand, Fla.
3-5-2011	3-5	L	DeLand, Fla.
3-5-2016	4-1	W	DeLand, Fla.

Sub-Pac (0-1)

H: 0-0	A: 0-0	N: 0-1	
4-12-1968	2-9	L	Honolulu, Hawaii

Sullivan (1-0)

H: 0-0	A: 1-0	N: 0-0	
4-14-1894	23-0	W	Louisville, Ky.

Tennessee (3-0-1)

H: 0-0	A: 2-0-1	N: 1-0	
4-5-1912	2-1	W	Knoxville, Tenn.
4-6-1912	4-0	W	Knoxville, Tenn.
4-14-1914	1-1	T	Knoxville, Tenn.
2-27-1993	13-1	W	Orlando, Fla.

Tennessee Tech (1-2)

H: 0-0	A: 1-2	N: 0-0	
2-15-2013	13-2	W	Cookeville, Tenn.
2-16-2013	5-6	L	Cookeville, Tenn.
2-17-2013	6-7	L	Cookeville, Tenn.

Terre Haute (3-0)

H: 3-0	A: 0-0	N: 0-0	
4-1-1896	20-5	W	Champaign
4-2-1896	21-11	W	Champaign
4-3-1896	14-13	W	Champaign

Texas (4-5)

H: 2-0	A: 2-5	N: 0-0	
5-1-1914	3-2	W	Champaign
5-2-1914	7-3	W	Champaign
4-9-1963	1-6	L	Austin, Texas
3-2-1990	2-8	L	Austin, Texas
3-3-1990	14-4	W	Austin, Texas
3-4-1990	6-3	W	Austin, Texas
3-1-1991	1-10	L	Austin, Texas
3-2-1991	2-7	L	Austin, Texas
3-3-1991	5-12	L	Austin, Texas

Texas A&M (2-8)

H: 0-0	A: 1-3	N: 1-5	
3-31-1961	11-22	L	San Antonio, Texas
4-12-1963	1-5	L	San Antonio, Texas
3-16-1976	0-20	L	San Antonio, Texas

SERIES RECORDS

3-17-1976	0-2	L	San Antonio, Texas
3-17-1976	7-1	W	San Antonio, Texas
3-10-1991	2-3	L	College Station, Texas
3-12-1991	4-9	L	College Station, Texas
3-11-1995	11-3	W	College Station, Texas
3-12-1995	3-10	L	College Station, Texas
3-13-2006	1-11	L	San Antonio, Texas

Texas A&M - Corpus Chriti (1-0)

H: 0-0	A: 1-0	N: 0-0	
2-24-2017	15-14	W	Corpus Christi, Texas

Texas-Arlington (4-5)

H: 0-0	A: 3-5	N: 1-0	
3-11-2005	1-5	L	Arlington, Texas
3-12-2005	4-2	W	Arlington, Texas
3-13-2005	3-2 (11)	W	Arlington, Texas
3-9-2007	7-8 (11)	L	Arlington, Texas
3-10-2007	6-13	L	Arlington, Texas
3-11-2007	5-12	L	Arlington, Texas
3-1-2009	3-2	W	Edinburg,Texas
3-2-2013	7-3	W	Arlington, Texas
3-3-2013	5-6	L	Arlington, Texas

Texas Christian (0-3)

H: 0-0	A: 0-3	N: 0-0	
2-20-1998	4-9	L	Fort Worth, Texas
2-21-2998	3-5	L	Fort Worth, Texas
2-22-1998	4-6	L	Fort Worth, Texas

Texas Lutheran (2-3)

H: 0-0	A: 0-1	N: 2-2	
3-27-1961	8-5	W	San Antonio, Texas
4-1-1961	1-9	L	San Antonio, Texas
4-11-1963	8-4	W	San Antonio, Texas
3-26-1964	8-13	L	Seguin, Texas
3-15-1976	2-3	L	San Antonio, Texas

Texas State (0-2)

H: 0-0	A: 0-0	N: 0-2	
3-14-2004	1-2	L	Round Rock, Texas
2-23-2008	1-2	L	Edinburg, Texas

Texas Tech (0-1)

H: 0-0	A: 0-0	N: 0-1	
3-12-2004	1-4	L	Round Rock, Texas

Texas-Pan American (15-19)

H: 0-0	A: 15-18	N: 0-1	
4-15-1966	4-8	L	San Antonio, Texas
3-27-1972	1-13	L	Edinburg, Texas
3-29-1972	6-8	L	Edinburg, Texas
3-30-1972	6-4	W	Edinburg, Texas
3-31-1972	0-1	L	Edinburg, Texas
3-31-1972	0-3	L	Edinburg, Texas
4-1-1972	0-3	L	Edinburg, Texas
4-1-1972	3-1	W	Edinburg, Texas
3-18-1974	5-2	W	Edinburg, Texas
3-20-1974	1-4	L	Edinburg, Texas
3-23-1974	7-8	L	Edinburg, Texas
3-18-1976	1-5	L	Edinburg, Texas
3-30-1976	0-4	L	Edinburg, Texas
2-23-1992	2-3	L	Edinburg, Texas
2-18-1994	9-2	W	Edinburg, Texas
2-19-1994	5-6	L	Edinburg, Texas
2-20-1994	7-4	W	Edinburg, Texas
2-24-1995	7-0	W	Edinburg, Texas
2-25-1995	4-6	L	Edinburg, Texas
2-26-1995	2-4	L	Edinburg, Texas
2-21-1997	2-3	L	Edinburg, Texas
2-22-1997	2-5	L	Edinburg, Texas
2-22-1997	1-3	L	Edinburg, Texas
3-23-1997	6-3	W	Edinburg, Texas
2-25-2000	25-5	W	Edinburg, Texas
2-26-2000	13-12	W	Edinburg, Texas
2-27-2000	9-2	W	Edinburg, Texas
2-22-2002	8-3	W	Edinburg, Texas
2-23-2002	6-8	L	Edinburg, Texas
2-24-2002	10-9	W	Edinburg, Texas
3-15-2003	4-0	W	Edinburg, Texas
3-5-2005	3-0	W	Edinburg, Texas
3-3-2007	3-5	L	Edinburg, Texas
2-27-2009	8-0	W	Edinburg, Texas

Texas-San Antonio (4-5)

H: 0-0	A: 3-3	N: 1-2	
2-24-1995	8-6	W	Edinburg, Texas
2-25-1995	4-6	L	Edinburg, Texas
3-17-1995	3-0	W	San Antonio, Texas
3-18-1995	6-8	L	San Antonio, Texas
2-26-1999	6-7	L	San Antonio, Texas
2-27-1999	11-3	W	San Antonio, Texas
2-28-1999	9-6	W	San Antonio, Texas
3-4-2005	4-8	L	Edinburg, Texas
3-11-2006	3-9	L	San Antonio, Texas

Toledo (1-1)

H: 1-1	A: 0-0	N: 0-0	
3-17-2017	11-5	W	Champaign
3-19-2017	4-10	L	Champaign

Trinity (1-3)

H: 0-0	A: 0-0	N: 1-3	
3-30-1961	8-5	W	San Antonio, Texas
3-30-1964	6-7	L	San Antonio, Texas
4-12-1966	1-11	L	San Antonio, Texas
3-15-1976	0-1	L	San Antonio, Texas

Troy State (2-3)

H: 0-0	A: 2-3	N: 0-0	
3-8-1997	11-4	W	Troy, Ala.
3-14-1998	8-5	W	Troy, Ala.
3-15-1998	4-6	L	Troy, Ala.
2-17-2001	5-9	L	Troy, Ala.
2-18-2001	3-13	L	Troy, Ala.

Tulane (7-4)

H: 0-0	A: 7-4	N: 0-0	
4-5-1915	16-1	W	New Orleans, La.
4-6-1915	9-0	W	New Orleans, La.
4-4-1923	3-0	W	New Orleans, La.
4-5-1923	14-3	W	New Orleans, La.
4-16-1924	0-7	L	New Orleans, La.
4-17-1924	10-3	W	New Orleans, La.
4-20-1954	2-16	L	New Orleans, La.
3-9-1990	16-6	W	New Orleans, La.
2-19-2016	5-6 (10)	L	New Orleans, La.
2-20-2016	0-3	L	New Orleans, La.
2-21-2016	5-2	W	New Orleans, La.

U.S. International (1-0)

H: 0-0	A: 0-0	N: 1-0	
2-24-1989	17-6	W	Las Vegas, Nev.

U.S. Naval (3-0)

H: 0-0	A: 3-0	N: 0-0	
4-5-1950	18-5	W	Memphis, Tenn.
4-7-1950	21-6	W	Memphis, Tenn.
4-8-1950	20-1	W	Memphis, Tenn.

UC Irvine (0-1)

H: 0-0	A: 0-1	N: 0-0	
3-23-1990	3-4	L	Irvine, Calif.

UC Riverside (0-1)

H: 0-0	A: 0-1	N: 0-0	
4-3-1969	0-7	L	Riverside, Calif.

UCLA (1-1)

H: 0-0	A: 1-1	N: 0-0	
3-31-1969	13-8	W	Los Angeles, Calif.
3-17-1990	9-14	L	Los Angeles, Calif.

UMBC (1-0)

H: 0-0	A: 0-0	N: 1-0	
3-18-2008	5-0	W	Bradenton, Fla.

UNC Greensboro (0-2)

H: 0-0	A: 0-0	N: 0-2	
3-11-2016	9-20	L	Conway, S.C.
3-12-2016	4-5 (10)	L	Conway, S.C.

Union (0-2)

H: 0-0	A: 0-0	N: 0-2	
3-27-1972	4-8	L	Edinburg, Texas
3-28-1972	4-5	L	Edinburg, Texas

UNLV (0-5)

H: 0-0	A: 0-5	N: 0-0	
2-22-1989	0-3	L	Las Vegas, Nev.
2-26-1989	6-7	L	Las Vegas, Nev.
2-22-1990	6-9	L	Las Vegas, Nev.
3-23-1991	7-12	L	Las Vegas, Nev.
3-24-1991	4-5	L	Las Vegas, Nev.

Urbana-Champaign (2-0)

H: 1-0	A: 1-0	N: 0-0	
5-24-1884	15-7	W	Champaign
5-23-1885	6-3	W	Urbana, Ill.

Utah (2-0)

H: 0-0	A: 0-0	N: 2-0	
3-18-1990	10-3	W	Long Beach, Calif.
3-19-1990	10-5	W	Long Beach, Calif.

Valparaiso (16-3)

H: 12-1	A: 4-2	N: 0-0	
4-13-1946	10-0	W	Champaign
4-11-1950	10-6	W	Champaign
4-17-1951	18-0	W	Champaign
4-8-1952	6-7	L	Champaign
4-6-1954	2-1	W	Champaign
4-19-1955	8-4	W	Champaign
4-14-1956	4-5	L	Valparaiso, Ind.
4-14-1956	10-2	W	Valparaiso, Ind.
4-12-1957	8-2	W	Champaign
4-16-1958	12-3	W	Valparaiso, Ind.
4-2-1960	2-1	W	Champaign
4-2-1960	14-1	W	Champaign
5-16-1961	9-3	W	Valparaiso, Ind.
4-10-1962	6-0	W	Champaign
4-17-1963	4-5	L	Valparaiso, Ind.
5-30-1963	13-2	W	Champaign
4-4-1964	15-11	W	Champaign
4-7-1965	7-4	W	Valparaiso, Ind.
3-24-1981	13-1	W	Champaign

Vancouver (2-0-1)

H: 0-0	A: 2-0-1	N: 0-0	
8-8-1928	3-1	W	Vancouver, Can.
8-9-1928	3-1	W	Vancouver, Can.
8-10-1928	3-3	T	Vancouver, Can.

Vanderbilt (2-3)

H: 0-2	A: 1-1	N: 1-0	
6-28-1893	6-2	W	Chicago, Ill.
4-8-1915	5-1	W	Nashville, Tenn.
6-1-2013	4-10	L	Nashville, Tenn.
6-6-2015	0-13	L	Champaign
6-8-2015	2-4	L	Champaign

Vermont (2-0)

H: 0-0	A: 0-0	N: 2-0	
3-21-2003	4-2 (10)	W	Bradenton, Fla.
3-22-2006	15-7	W	Bradenton, Fla.

Villanova (1-0)

H: 0-0	A: 0-0	N: 1-0	
3-6-2016	4-2	W	DeLand, Fla.

Virginia (0-2)

H: 0-0	A: 0-0	N: 0-2	
6-26-1893	7-11	L	Chicago, Ill.
7-1-1893	7-11	L	Chicago, Ill.

Wabash College (18-0)

H: 16-0	A: 2-0	N: 0-0	
5-15-1891	14-10	W	Champaign
4-8-1893	16-0	W	Champaign
5-6-1893	14-6	W	Champaign
4-7-1894	14-2	W	Crawfordsville, Ind.
4-13-1895	12-7	W	Champaign
4-4-1896	20-0	W	Champaign
5-27-1896	12-4	W	Crawfordsville, Ind.
4-15-1905	11-2	W	Champaign
4-18-1906	10-1	W	Champaign
4-17-1907	13-0	W	Champaign
4-17-1915	4-0	W	Champaign
4-11-1916	13-4	W	Champaign
4-16-1920	11-4	W	Champaign
4-17-1920	2-1	W	Champaign
4-18-1922	11-1	W	Champaign
4-19-1922	5-1	W	Champaign
4-15-1936	14-2	W	Champaign
4-6-1939	17-6	W	Champaign

Wagner (1-0)

H: 0-0	A: 0-0	N: 1-0	
2-27-2005	14-1	W	Rock Hill, S.C.

Wake Forest (1-1)

H: 0-0	A: 0-0	N: 1-1	
5-21-1998	12-14	L	Gainesville, Fla.
5-24-1998	13-4	W	Gainesville, Fla.

Waseda (Japan) (4-1)

H: 3-0	A: 1-1	N: 0-0	
6-1-1911	13-1	W	Champaign
5-23-1916	6-0	W	Champaign
5-21-1921	1-0	W	Champaign
9-8-1928	8-5	W	Tokyo, Japan
9-10-1928	1-2	L	Tokyo, Japan

Washington (2-1)

H: 0-0	A: 0-0	N: 2-1	
3-9-1991	4-2	W	College Station, Texas
3-12-1991	1-8	L	College Station, Texas
2-24-2001	10-9	W	Tucson, Ariz.

Washington (Mo.) (13-3)

H: 7-1	A: 4-2	N: 1-0	
5-13-1941	16-0	W	Champaign
5-14-1946	4-1	W	Champaign
4-4-1947	5-2	W	St. Louis, Mo.
4-2-1948	8-3	W	Champaign
4-3-1948	10-9	W	Champaign
4-1-1949	7-2	W	St. Louis, Mo.
4-2-1949	9-6	W	St. Louis, Mo.
4-10-1952	14-1	W	St. Louis, Mo.
4-5-1955	10-2	W	Champaign
4-6-1955	5-1	W	Champaign
4-7-1955	3-6	L	St. Louis, Mo.
4-14-1962	5-2	W	Quincy, Ill.
4-19-1968	4-3	W	Champaign
4-19-1968	3-6	L	Champaign
4-12-1969	1-0	W	St. Louis, Mo.
4-12-1969	2-3	L	St. Louis, Mo.

West Chester (Pa.) (2-0)

H: 0-0	A: 0-0	N: 2-0	
3-22-1974	5-1	W	Edinburg, Texas
3-22-1974	10-7	W	Edinburg, Texas

West Point (1-0)

H: 0-0	A: 1-0	N: 0-0	
5-31-1902	6-5	W	West Point, N.Y.

West Seattle (1-0)

H: 0-0	A: 1-0	N: 0-0	
8-7-1928	4-1	W	West Seattle, Wash.

West Virginia (8-2)

H: 0-0	A: 2-0	N: 6-2	
6-16-1904	9-5	W	Morgantown, W. Va.
6-17-1904	1-0	W	Morgantown, W. Va.
3-30-1956	9-4	W	Tallahassee, Fla.
4-4-1956	7-6	W	Tallahassee, Fla.
3-2-2001	4-3	W	Louisville, Ky.
2-22-2009	17-10	W	St. Petersburg, Fla.
3-7-2010	8-11	L	Greenville, N.C.
2-20-2011	4-5	L	St. Petersburg, Fla.
3-11-2012	14-3	W	Eugene, Ore.
3-1-2015	2-1	W	Myrtle Beach, S.C.

Western Carolina (1-2)

H: 0-0	A: 1-0	N: 0-2	
3-27-1986	15-14	W	Candler, N.C.
2-26-2006	13-14	L	DeLand, Fla.
3-6-2010	2-4	L	Greenville, N.C.

Western Illinois (30-9)

H: 24-3	A: 3-4	N:3-2	
4-9-1960	1-0	W	Quincy, Ill.
5-24-1960	9-0	W	Champaign
4-25-1966	4-3	W	Macomb, Ill.
4-16-1967	0-4	L	Murphysboro, Ill.
4-21-1968	3-1	W	Champaign
4-21-1968	6-1	W	Champaign
4-20-1969	6-3	W	Carbondale, Ill.
4-10-1979	1-9	L	Champaign
4-10-1979	1-0	W	Champaign
5-6-1980	13-14	L	Macomb, Ill.
5-6-1980	5-16	L	Macomb, Ill.
4-4-1981	4-3	W	Champaign
4-4-1981	10-9	W	Champaign
4-5-1981	18-5	W	Champaign
3-26-1985	5-6	L	Macomb, Ill.
3-26-1985	5-3	W	Macomb, Ill.
4-6-1985	5-0	W	Macomb, Ill.
4-6-1986	5-8	L	Springfield, Ill.
5-7-1986	6-1	W	Champaign
4-4-1987	5-6	L	Champaign
4-15-1987	3-4	L	Macomb, Ill.
3-24-1988	11-10	W	Champaign
3-26-1988	4-0	W	Springfield, Ill.
3-28-1990	3-2	W	Champaign
4-11-1991	1-6	L	Champaign
3-31-1992	4-3	W	Champaign
3-25-1993	5-1	W	Champaign
3-25-1993	6-1	W	Champaign
3-30-1994	9-8	W	Champaign
3-29-1995	2-0	W	Champaign
3-27-1996	4-3	W	Champaign
3-26-1997	8-5	W	Champaign

SERIES RECORDS

3-26-1997	10-6	W	Champaign
4-8-1998	18-2	W	Champaign
4-7-1999	24-16	W	Champaign
4-25-2001	20-5	W	Champaign
4-9-2002	13-0	W	Champaign
4-23-2008	10-2	W	Champaign
5-5-2009	7-1	W	Champaign

Western Kentucky (8-6)

H: 0-0	A: 3-6	N: 5-0	
3-20-1987	10-7	W	Bowling Green, Ky.
3-21-1987	6-4	W	Bowling Green, Ky.
3-22-1987	9-12	L	Bowling Green, Ky.
3-18-1989	7-6	W	Miami, Fla.
3-19-1989	6-1	W	Coral Gables, Fla.
3-19-1989	4-1	W	Coral Gables, Fla.
2-27-2004	4-0	W	Starkville, Miss.
2-28-2004	10-0	W	Starkville, Miss.
3-11-2011	1-3	L	Bowling Green, Ky.
3-12-2011	9-5	W	Bowling Green, Ky.
3-13-2011	5-13	L	Bowling Green, Ky.
3-8-2014	3-4	L	Bowling Green, Ky.
3-8-2014	3-5	L	Bowling Green, Ky.
3-9-2014	0-1	L	Bowling Green, Ky.

Western Michigan (21-12)

H: 20-10	A: 0-1	N: 1-1	
4-22-1943	2-6	L	Battle Creek, Mich.
6-12-1948	12-2	W	Champaign
4-6-1951	3-0	W	Champaign
6-4-1952	2-8	L	Champaign
6-5-1952	0-1	L	Champaign
3-30-1959	3-0	W	Tallahassee, Fla.
5-30-1962	2-10	L	Kalamazoo, Mich.
5-31-1963	0-1	L	Champaign
6-1-1963	8-0	W	Champaign
6-1-1963	0-7	L	Champaign
3-18-1994	30-5	W	Champaign
3-19-1997	3-0	W	Champaign
3-19-1997	5-4	W	Champaign
3-19-1998	6-0	W	Champaign
5-4-1999	11-6	W	Champaign
5-5-1999	13-6	W	Champaign
4-5-2000	10-9	W	Champaign
4-5-2000	6-12	L	Champaign
4-3-2001	4-3	W	Champaign
4-4-2001	10-3	W	Champaign
4-2-2002	14-1	W	Champaign
4-3-2002	16-7	W	Champaign
4-1-2003	5-2	W	Champaign
4-2-2003	11-13	L	Champaign
4-6-2004	4-5	L	Champaign
4-7-2004	9-8	W	Champaign
4-5-2005	10-12	L	Champaign
4-6-2005	15-22	L	Champaign
4-4-2006	2-7	L	Champaign
4-5-2006	16-5	W	Champaign
4-3-2007	11-4	W	Champaign
5-18-2010	6-1	W	Champaign
4-18-2017	13-3	W	Champaign

Wheaton (5-0)

H: 5-0	A: 0-0	N: 0-0	
4-22-1957	9-2	W	Champaign
4-14-1958	2-0	W	Champaign
4-6-1959	7-1	W	Champaign
4-10-1961	2-0	W	Champaign
4-23-1962	8-1	W	Champaign

Wichita State (2-8)

H: 0-0	A: 2-8	N: 0-0	
3-21-1979	1-7	L	Wichita, Kan.
3-21-1979	6-9	L	Wichita, Kan.
3-24-1979	1-8	L	Wichita, Kan.
3-24-1979	0-18	L	Wichita, Kan.
4-3-1980	5-8	L	Wichita, Kan.
4-3-1980	6-7	L	Wichita, Kan.
4-4-1980	8-12	L	Wichita, Kan.
4-4-1980	7-1	W	Wichita, Kan.
4-5-1980	1-15	L	Wichita, Kan.
4-5-1980	12-7	W	Wichita, Kan.

Williams (1-0)

H: 1-0	A: 0-0	N: 0-0	
5-17-1907	3-2	W	Champaign

Winthrop (2-2)

H: 0-0	A: 2-2	N: 0-0	
3-20-2004	6-8 (11)	L	Rock Hill, S.C.
3-21-2004	6-3	W	Rock Hill, S.C.
3-22-2004	2-9	L	Rock Hill, S.C.
2-26-2005	7-6	W	Rock Hill, S.C.

Wisconsin-Milwaukee (4-2)

H: 3-0	A: 0-0	N: 1-2	
4-1-1973	12-3	W	Champaign
4-1-1973	8-1	W	Champaign
3-24-2002	2-1	W	Champaign
3-24-2005	1-4	L	Bradenton, Fla.
2-17-2017	10-2	W	Beaumont, Texas
2-18-2017	2-4	L	Beaumont, Texas

Wisconsin-Parkside (2-0)

H: 2-0	A: 0-0	N: 0-0	
3-19-1986	19-0	W	Champaign
3-19-1986	6-2	W	Champaign

Wisconsin-Whitewater (2-0)

H: 2-0	A: 0-0	N: 0-0	
4-8-1973	12-3	W	Champaign
4-8-1973	8-1	W	Champaign

Wisconsin (107-67)

H: 60-32	A: 46-34	N: 1-1	
6-30-1893	17-10	W	Chicago, Ill.
5-7-1894	20-6	W	Champaign
5-7-1896	5-1	W	Madison, Wis.
5-30-1896	10-4	W	Champaign
5-14-1897	3-5	L	Madison, Wis.
5-21-1897	7-6	W	Champaign
4-27-1899	6-0	W	Champaign
5-13-1899	13-4	W	Madison, Wis.
6-3-1899	12-5	W	Champaign
4-28-1900	12-0	W	Madison, Wis.
6-4-1901	13-0	W	Champaign
4-25-1902	1-2	L	Champaign
4-23-1903	9-0	W	Champaign
5-6-1903	3-0	W	Madison, Wis.
5-15-1903	15-2	W	Champaign
4-27-1904	4-5	L	Champaign
4-22-1905	3-0	W	Madison, Wis.
5-3-1905	6-3	W	Madison, Wis.
5-20-1905	1-2	L	Champaign
5-27-1905	1-0	W	Champaign
4-17-1908	13-3	W	Madison, Wis.
5-9-1908	9-3	W	Champaign
4-24-1909	6-4	W	Madison, Wis.
5-1-1909	6-4	W	Champaign
5-7-1910	4-1	W	Madison, Wis.
5-6-1911	6-5	W	Madison,Wis.
5-12-1911	8-5	W	Champaign
5-4-1912	11-1	W	Madison, Wis.
5-25-1912	2-7	L	Champaign
5-10-1913	4-8	L	Madison, Wis.
5-16-1913	9-0	W	Champaign
5-9-1914	2-1	W	Madison, Wis.
5-26-1914	2-5	L	Champaign
5-8-1915	6-1	W	Madison, Wis.
5-14-1915	5-4	W	Champaign
4-29-1916	4-0	W	Champaign
5-20-1916	4-3	W	Champaign
5-15-1918	4-0	W	Champaign
5-25-1918	13-0	W	Madison, Wis.
5-16-1919	9-4	W	Champaign
5-17-1919	11-4	W	Champaign
5-23-1919	8-3	W	Madison, Wis.
5-15-1920	11-7	W	Madison, Wis.
5-22-1920	4-3	W	Champaign
5-14-1921	9-8	W	Madison, Wis.
5-20-1921	5-0	W	Champaign
5-5-1922	1-4	L	Madison, Wis.
5-13-1922	3-2	W	Champaign
5-5-1923	4-1	W	Madison, Wis.
5-18-1923	7-1	W	Champaign
4-26-1924	4-1	W	Madison, Wis.
5-17-1924	1-3	L	Champaign
4-25-1925	10-4	W	Madison, Wis.
5-25-1925	7-3	W	Champaign
5-17-1926	2-5	L	Champaign
4-30-1927	3-2	W	Champaign
5-16-1927	0-1	L	Madison, Wis.
4-30-1928	2-5	L	Champaign
5-26-1928	9-10	L	Madison, Wis.
5-4-1929	1-2	L	Champaign
5-13-1929	8-4	W	Madison, Wis.
4-26-1930	3-4	L	Champaign
5-12-1930	0-3	L	Madison, Wis.
5-23-1931	3-8	L	Madison, Wis.
5-23-1931	8-5	W	Madison, Wis.
5-7-1932	7-2	W	Madison, Wis.
5-28-1932	7-6	W	Champaign
5-13-1933	9-0	W	Champaign
5-13-1933	7-1	W	Champaign
4-21-1934	5-1	W	Madison, Wis.
5-12-1934	4-2	W	Champaign
4-19-1935	4-0	W	Madison, Wis.
4-20-1935	10-5	W	Madison, Wis.
5-8-1936	6-3	W	Champaign
5-9-1936	0-1	L	Champaign
5-21-1937	4-3	W	Madison, Wis.
5-22-1937	5-3	W	Madison, Wis.
5-6-1938	1-2	L	Champaign
4-18-1941	5-0	W	Champaign
5-1-1942	3-6	L	Madison, Wis.
5-2-1942	2-3	L	Madison, Wis.
5-4-1951	10-2	W	Madison, Wis.
5-5-1951	0-2	L	Madison, Wis.
5-9-1952	5-2	W	Madison, Wis.
5-9-1953	5-4	W	Champaign
5-9-1953	4-0	W	Champaign
5-15-1954	5-6	L	Madison, Wis.
5-15-1954	0-3	L	Madison, Wis.
5-13-1955	6-9	L	Champaign
3-29-1956	2-3	L	Tallahassee, Fla.
5-25-1956	1-2	L	Madison, Wis.
5-25-1957	2-1	W	Champaign
5-25-1957	1-0	W	Champaign
4-26-1958	4-0	W	Madison, Wis.
5-26-1958	2-3	L	Madison, Wis.
4-24-1959	14-1	W	Champaign
4-29-1961	0-2	L	Champaign
4-29-1961	4-0	W	Champaign
5-4-1962	9-1	W	Madison, Wis.
5-10-1963	3-7	L	Champaign
5-16-1964	4-5	L	Madison, Wis.
5-16-1964	4-7	L	Madison, Wis.
5-15-1965	4-2	W	Champaign
5-15-1665	2-0	W	Champaign
5-20-1966	3-7	L	Madison, Wis.
5-19-1967	2-4	L	Champaign
5-19-1967	9-10	L	Champaign
4-27-1968	10-3	W	Madison, Wis.
4-27-1968	3-4	L	Madison, Wis.
4-26-1969	1-3	L	Champaign
4-26-1969	8-3	W	Champaign
5-1-1970	6-13	L	Madison, Wis.
5-1-1970	1-6	L	Madison, Wis.
4-30-1971	3-2	W	Champaign
4-30-1971	5-2	W	Champaign
5-6-1972	2-7	L	Madison, Wis.
4-28-1973	3-7	L	Champaign
4-28-1973	8-11	L	Champaign
4-26-1974	6-5	W	Madison, Wis.
4-26-1974	7-4	W	Madison, Wis.
4-25-1975	10-8	W	Champaign
4-25-1975	0-3	L	Champaign
4-18-1976	1-3	L	Madison, Wis.
4-18-1976	12-0	W	Madison, Wis.
4-17-1977	4-5	L	Champaign
4-17-1977	2-9	L	Champaign
4-23-1978	3-2	W	Champaign
4-23-1978	2-8	L	Champaign
4-22-1979	0-8	L	Madison, Wis.
4-22-1979	0-1	L	Madison, Wis.
4-26-1980	4-15	L	Champaign
4-26-1980	2-6	L	Champaign
4-18-1981	11-3	W	Champaign
4-18-1981	8-1	W	Champaign
4-20-1981	2-1	W	Champaign
4-20-1981	3-0	W	Champaign
4-24-1982	3-2	W	Madison, Wis.
4-24-1982	6-0	W	Madison, Wis.
4-25-1982	4-0	W	Madison, Wis.
4-25-1982	5-1	W	Madison, Wis.
4-23-1983	12-9	W	Champaign
4-23-1983	7-14	L	Champaign
4-24-1983	13-9	W	Champaign
4-24-1983	6-10	L	Champaign
4-21-1984	7-8	L	Madison, Wis.
4-21-1984	0-7	L	Madison, Wis.
4-13-1985	3-2	W	Champaign
4-13-1985	3-6	L	Champaign
4-15-1985	5-0	W	Champaign
4-15-1985	15-0	W	Champaign
4-26-1986	3-4	L	Madison, Wis.
4-26-1986	1-4	L	Madison, Wis.
4-27-1986	5-9	L	Madison, Wis.
4-27-1986	4-7	L	Madison, Wis.
4-25-1987	5-4	W	Champaign
4-25-1987	12-4	W	Champaign
4-26-1987	7-4	W	Champaign
4-26-1987	12-6	W	Champaign
4-24-1988	3-0	W	Madison, Wis.
4-24-1988	1-4	L	Madison, Wis.
4-25-1988	1-6	L	Madison, Wis.
4-25-1988	1-3	L	Madison, Wis.
5-3-1989	4-5	L	Champaign
5-3-1989	6-18	L	Champaign
5-10-1989	19-8	W	Madison, Wis.
5-10-1989	8-6	W	Madison, Wis.
4-14-1990	7-1	W	Madison, Wis.
4-14-1990	0-1	L	Madison, Wis.
4-15-1990	20-5	W	Madison, Wis.
4-15-1990	10-4	W	Madison, Wis.
3-30-1991	8-7	W	Champaign
3-30-1991	8-6	W	Champaign
3-31-1991	11-10	W	Champaign
3-31-1991	5-11	L	Champaign

Wright State (2-0)

H: 0-0	A: 0-0	N: 1-0	
3-19-2002	5-4	W	Bradenton, Fla.
6-1-2015	8-4	W	Champaign

Xavier (3-1)

H: 3-1	A: 0-0	N: 0-0	
3-21-2014	2-6	L	Champaign
3-22-2014	6-1	W	Champaign
3-22-2014	6-2	W	Champaign
3-23-2014	3-2 (13)	W	Champaign

Yakima (1-0)

H: 0-0	A: 1-0	N: 0-0	
8-6-1928	11-3	W	Yakima, Wash.

Yale (2-0)

H: 0-0	A: 1-0	N: 1-0	
6-4-1902	10-4	W	New Haven, Conn.
3-18-2007	17-5	W	Bradenton, Fla.


Wilson
3

FIGHTING ILLINI 2018 SCHEDULE

HOME GAMES IN WHITE. AWAY GAMES IN BLUE. ALL TIMES CENTRAL AND SUBJECT TO CHANGE.

FRI. FEB. 16	AT **LAMAR** (BEAUMONT, TEXAS)
SAT. FEB. 17	VS. **TEXAS SOUTHERN** (BEAUMONT, TEXAS)
SUN. FEB. 18	VS. **MISSOURI STATE** (BEAUMONT, TEXAS)
FRI. FEB. 23	AT **COASTAL CAROLINA** (CONWAY, S.C.)
SAT. FEB. 24	VS. **WEST VIRGINIA** (CONWAY, S.C.)
SAT. FEB. 24	AT **COASTAL CAROLINA** (CONWAY, S.C.)
SUN. FEB. 25	VS. **VIRGINIA COMMONWEALTH** (CONWAY, S.C.)
FRI. MARCH 2	VS. **UCLA** (MINNEAPOLIS, MINN.)
SAT. MARCH 3	VS. **ARIZONA** (MINNEAPOLIS, MINN.)
SUN. MARCH 4	VS. **WASHINGTON** (MINNEAPOLIS, MINN.)
SAT. MARCH 10	AT **FURMAN** (GREENVILLE, S.C.)
SAT. MARCH 10	VS. **MICHIGAN STATE**(GREENVILLE, S.C.)
SUN. MARCH 11	VS. **MICHIGAN STATE** (GREENVILLE, S.C.)
TUE. MARCH 13	**MILWAUKEE**
FRI. MARCH 16	AT **SOUTHERN ILLINOIS**
SAT. MARCH 17	AT **SOUTHERN ILLINOIS**
SUN. MARCH 18	AT **SOUTHERN ILLINOIS**
TUE. MARCH 20	AT **ILLINOIS STATE**
WED. MARCH 21	**CAL STATE NORTHRIDGE**
FRI. MARCH 23	AT **NORTHWESTERN**
SAT. MARCH 24	AT **NORTHWESTERN**
SUN. MARCH 25	AT **NORTHWESTERN**
TUE. MARCH 27	AT **BRADLEY**
FRI. MARCH 30	**IOWA**
SAT. MARCH 31	**IOWA**
SUN. APRIL 1	**IOWA**
FRI. APRIL 6	AT **MARYLAND**
SAT. APRIL 7	AT **MARYLAND**
SUN. APRIL 8	AT **MARYLAND**
TUE. APRIL 10	**ILLINOIS STATE**
FRI. APRIL 13	**RUTGERS**
SAT. APRIL 14	**RUTGERS**
SUN. APRIL 15	**RUTGERS**
TUE. APRIL 17	**VALPARAISO**
FRI. APRIL 20	**GRAND CANYON**
SAT. APRIL 21	**GRAND CANYON**
SUN. APRIL 22	**GRAND CANYON**
TUE. APRIL 24	**BRADLEY**
FRI. APRIL 27	AT **INDIANA**
SAT. APRIL 28	AT **INDIANA**
SUN. APRIL 29	AT **INDIANA**
TUE. MAY 1	**SOUTHERN ILLINOIS**
FRI. MAY 4	**OHIO STATE**
SAT. MAY 5	**OHIO STATE**
SUN. MAY 6	**OHIO STATE**
FRI. MAY 11	AT **MICHIGAN**
SAT. MAY 12	AT **MICHIGAN**
SUN. MAY 13	AT **MICHIGAN**
THU. MAY 17	**NEBRASKA**
FRI. MAY 18	**NEBRASKA**
SAT. MAY 19	**NEBRASKA**
MAY 23-27	**BIG TEN TOURNAMENT** (OMAHA, NEB.)
JUNE 1-4	**NCAA REGIONALS** (CAMPUS SITES)
JUNE 8-11	**NCAA SUPER REGIONALS** (CAMPUS SITES)
JUNE 16-27	**COLLEGE WORLD SERIES** (OMAHA, NEB.)

1.866.ILLINI.1
FIGHTINGILLINI.COM

BASEBALL

#ILLINI
@ILLINIBASEBALL