

QUICK FACTS

UNIVERSITY INFORMATION

Location	Urbana-Champaign, Ill.
Enrollment	44,942
Nickname	Fighting Illini
Founded	1867
Colors	Orange and Blue
Affiliation	NCAA Division I
Conference	Big Ten
Home Court (capacity)	State Farm Center (15,544)
President	Timothy L. Killeen
Chancellor (Interim)	Barbara J. Wilson
Athletic Director	Mike Thomas
Senior Woman Administrator (SWA)	Maria Ochoa Woods
Ticket Office	217-333-3470

TEAM HISTORY

First Year	1974-75
Overall Record	586-598 (41 years)
Big Ten Record	231-329 (32 years)
State Farm Center Record	250-159 (29 years)
Years in NCAA (8)	1982, '86, '87, '97, '98, '99, '00, '03
Years in WNIT (8)	2001, '02, '05, '06, '07, '08, '10, '13
Big Ten Titles (1)	1997

2014-15 AT A GLANCE

2014-15 Overall Record	15-16
2014-15 Big Ten Record/Place	6-12/10th
2014-15 Postseason	None

2015-16 AT A GLANCE

Starters Returning/Lost	2/3
Letterwinners Returning/Lost	6/7
Newcomers in 2015-16	5

COACHING STAFF

Head Coach	Matt Bollant (Winona State '94)
Career Record	325-106 (13 seasons)
Record at Illinois	43-51 (3 seasons)
Assoc. Head Coach/Recruiting Coord.	LaKale Malone (Indiana '99)
Assistant Coach	Jody Martinez (Bethel '90)
Assistant Coach	Tianna Kirkland (Ferris State '02)
Director of Basketball Ops	Hannah Iverson (Green Bay '12)
Athletic Trainer	Sam Laingen (4th Season)
Strength & Conditioning	Zack Zillner (2nd Season)
Basketball Office Phone	217-333-8612

ATHLETICS COMMUNICATION

Women's Basketball SID	Jenny Dewar
Office Phone / Cell Phone	217-300-1148 / 847-567-2487
Email	jdewar2@illinois.edu
Asst. Women's Basketball SID	Dan Longo
Office Phone	217-300-1569
Email	longo1@illinois.edu
Press Row Phone	217-333-1227
Mailing Address	Bielfeldt Athletic Building
	1700 South Fourth Street, Champaign, IL 61820
Website	www.fightingillini.com
Twitter	@IlliniWBB
Facebook	www.facebook.com/IlliniWBBasketball

RADIO INFORMATION

Flagship Station	WDWS-AM 1400
Play-By-Play	Dave Loane
Analyst	Mike Koon

CREDITS

Executive Editor	Kent Brown
Editor/Interior Design	Jenny Dewar
Editorial Assistance	Dan Longo, Alexa Winestock, Maddie Sheehan
Cover Design	Eddie Diazmunoz
Cover Photography	Mark Jones
Interior Photos	Mark Jones, Mark Cowan, Cary Frye, Craig Pessman, WNBA.

Printed by: Premier Print Group, Champaign, Ill.

2015-16

UNIVERSITY OF ILLINOIS
WOMEN'S BASKETBALL
RECORD BOOK VOLUME 42

ILLINOIS BASKETBALL

Illinois Athletics Communication	2
Covering the Illini	3
Media Outlets	4
Season Outlook	5
Opponent Information	6-7
Tournament Information	7
Big Ten Composite Schedule	8-9
State Farm Center	10
Ubben Basketball Complex	11
Honored Jersey	12

COACHING STAFF

Head Coach Matt Bollant	14-15
Associate Head Coach LaKale Malone	16
Assistant Coach Tianna Kirkland	17
Assistant Coach Jody Martinez	18
Director of Basketball Operations Hannah Iverson	19
Women's Basketball Support Staff	20
Director of Athletics Mike Thomas	21
DIA Administration / Support Staff	22-23
University Administration	24

MEET THE ILLINI

2015-16 Roster	26
Roster Breakdown / Pronunciation Guide	26
Kennedy Cattenhead	27
Eriel Davis	28
Sarah Hartwell	29-30
Brooke Kissinger	31
Simone Law	32
Ashley McConnell	33-34
Kyley Simmons	35-36
Chatrice White	37
Jaelyne Kirkpatrick	38
Cierra Rice	38
Alex Wittinger	39
Student Managers	39

2014-15 IN REVIEW

Season Highlights	41-42
Final Statistics / Results	43-46
2015 Big Ten Tournament Bracket	47
Big Ten Season in Review	48
Big Ten Season Statistics	49-50
2015 NCAA Tournament & Women's NIT Bracket	51
Game Summaries	52-59

HISTORY

Year-by-Year Results	61
Year-by-Year Stats	62
All-Time Results	63-72
Illinois and the Rankings	73-74
All-Time Series Records	75-80
Series Record Summary	81
Postseason History	82
Big Ten Tournament History	83-84
All-Time Letterwinners	85
All-Time Jersey Numbers	86
The Last Time	87

RECORDS

1,000-Point Club	89-91
School / Freshman Records	92
Individual Records	93-98
Team Records	99-101
Home Court Records	102-103
Illinois Big Ten Tournament Records	104
Illinois Honor Roll	105-107
Team Award Winners	108-109

COVERING ILLINOIS WOMEN'S BASKETBALL

The University of Illinois record book is your source for information on the Illini women's basketball program. The athletics communication staff is here to help you in your coverage of Illinois women's basketball, so don't hesitate to call any member of our staff if you need assistance during the course of the year.

STATE FARM CENTER

All media will enter the arena through the northeast entrance and will park in the northeast lot, located at the corner of Kirby and Fourth Streets.

After you enter the State Farm Center concourse, turn left to access the media room. We will have wireless internet available in the media room where all press can work postgame. Before every home game, you may secure game programs, media guides and pregame notes in the media room beginning two hours prior to tip-off.

COURTSIDE PHOTOGRAPHY

All photographers must work from within the designated areas behind the baselines of the playing court. The University of Illinois follows NCAA and Big Ten guidelines regarding event photography. Photo locations are first-come, first-served.

Strobes: Photographers wishing to use strobe equipment at Illinois home games must notify the Illinois athletics communication staff at least one week in advance of the game for which they are requesting. There is a charge for installation and/or use of such equipment. A maximum of two strobe units may be used for any individual game.

All photographs are to be used in coverage of Illinois basketball and cannot be sold for any commercial enterprise benefiting the photographer.

CREDENTIALS

Any member of the media wishing to cover the Fighting Illini this season must request, in writing, credentials from **Jenny Dewar** in the Athletics Communication Office. All requests must be in writing and be emailed (jdewar2@illinois.edu) to Jenny Dewar.

NO credential requests will be accepted over the phone. Be specific when requesting the type of credential needed, either media or photo. Any non-working people in possession of a media credential will be asked to turn over the credential and leave the press area. Media agencies that violate this policy may not be issued credentials for future games.

The acceptance of media credentials is an acknowledgement of the University of Illinois' rights to the game and play-by-play coverage and an agreement to abide by any restrictions the University of Illinois may place on real-time play-by-play coverage and use of comprehensive game statistics. Failure to abide by these restrictions implemented by the UI may result in revocation of press credentials. The UI reserves the right to grant approval for distribution of real time play-by-play, game-related statistics and information through the internet. Season requests should be received



ATHLETICS COMMUNICATION

Bielfeldt Athletics Administration Building // 1700 South Fourth Street // Champaign, IL 61820

(217) 333-1391 // Fax: (217) 333-5540 // www.fightingillini.com/media



Kent Brown



Derrick Burson



Derek Neal



Jenny Dewar



Brett Moore



Libby Knight



Jen Fisher



Chad Beyler



Jessica Leifheit



Dan Longo



Eduardo Diazmunoz



Adam Marantz

KENT BROWN	Associate Athletics Director / Communications	(217) 244-6533	kwbrown3@illinois.edu
DERRICK BURSON	Assistant Athletics Director	(217) 333-0933	burson@illinois.edu
DEREK NEAL	Associate Director / Director of Social Media	(217) 244-3707	drneal@illinois.edu
JENNY DEWAR	Assistant Director / Women's Basketball Contact	(217) 300-1148	jdewar2@illinois.edu
BRETT MOORE	Assistant Director	(217) 333-3592	btmoore3@illinois.edu
LIBBY KNIGHT	Assistant Director	(217) 300-9155	eknight2@illinois.edu
JEN FISHER	Office Manager	(217) 333-1391	jdfishe1@illinois.edu
CHAD BEYLER	Intern	(217) 300-1449	beyler2@illinois.edu
JESSICA LEIFHEIT	Intern	(217) 300-1503	jessleif@illinois.edu
DAN LONGO	Graduate Assistant	(217) 300-1569	longo1@illinois.edu
EDUARDO DIAZMUNOZ	Director of Creative Services	(217) 333-2320	diazmunoz@illinois.edu
ADAM MARANTZ	Web & New Media Designer	(217) 300-1325	amarantz@illinois.edu

by Nov. 1. Single-game requests should be made at least seven days prior to the date of the game.

ROAD GAME / NEUTRAL SITE CREDENTIALS

Illinois media wishing to cover the Illini on the road should direct their credential request to the athletics communication director of the host institution. Opponent contact information can be found in the opponent section (pages 6-7).

TELEPHONES

Any individual wishing to order phone lines for the season or for a single game should direct the request to AT&T (800-321-8152) during regular business hours. The street address for State Farm Center is 1600 South First Street, Champaign, IL 61820. No courtesy phone lines are provided.

POSTGAME INFORMATION

Media are strongly encouraged to use the official Illinois athletics website – FIGHTINGILLINI.com – to access the box score following home games. Updated Illinois statistics will usually be available within 30 minutes of the conclusion of each game, except when traveling by commercial means. In that case, the stats may be updated later in the day.

All persons wishing to receive releases, stats or box scores should retrieve the information from the official UI athletics web site at fightingillini.com. To receive releases via email, join the Big Ten email distribution list by signing up at <http://office.bigten.org/media/medialist/index.php>.

COVERING ILLINOIS WOMEN'S BASKETBALL

WEBSITES

Media credentials are issued only for individuals who are affiliated with websites for national or regional television and news media organizations, e.g. USA Today Online, ESPN.com, CNN/SI, CBS Sportsline, etc., for institutions that are conference members and non-conference opponents, and for the Big Ten Conference. The University of Illinois reserves the right to deny media credentials to any individual whose website is not affiliated with an official news-gathering organization.

WIRELESS ACCESS

Wireless internet access is available for media and photographers in both the arena and media room at State Farm Center. Media or photographers interested in gaining access to the wireless network must get a password for the "DIA-private" network from **Jenny Dewar** prior to the game. For more information about equipment and software needed to utilize wireless access, please reference the following page on the University of Illinois website: <http://www.cites.uiuc.edu/wireless/>

FIGHTINGILLINI.COM

Illinois releases, statistics and live radio coverage of the Fighting Illini games are available on the official University of Illinois athletics web site, fightingillini.com. Live audio and game highlights will be available for women's basketball, as well as men's basketball, volleyball, softball, baseball and gymnastics. Coaches' radio and TV show broadcasts will also be available on the site.

LIVE IN-GAME BLOGGING AND ELECTRONIC TRANSMISSIONS

Media agencies and representatives shall not transmit or display any real-time video or audio, while the event or live network presentation of the event is in progress. Photographs or any text-based accounts or descriptions of the event (including without limitation, any web log, blog, online journal or other web-based publication) during the event is only allowed with the advance written permission of the University of Illinois Division of Intercollegiate Athletics.

BASKETBALL PRACTICE

Illinois basketball practices will generally be open to the media with prior permission and with some restrictions, although Coach Matt Bollant reserves the right to close practices at his discretion. **Media interested in attending practice should contact Jenny Dewar at least 24 hours in advance of when you want to attend to confirm the time and place.** The women's basketball team often practices in the afternoons, however is imperative that you inquire the day before to ensure the time and place of practice. It is more convenient in most cases for interviews to be conducted after practice, but they may also be completed at a different time if cleared and coordinated by Jenny Dewar.

The Illini will practice in the afternoon on weekdays, while practice times on weekends vary. Most practices will be held at the Ubben Basketball Practice Facility, except for occasional times when the team will practice at State Farm Center. Please note that the locker room area, weight room and training room are off-limits to members of the media. In order to avoid congestion on the floor area, media who attend practice are asked to watch from the balcony area on the second floor that overlooks the court at the Ubben Basketball Practice Facility. Please note that Illinois' game-day shootarounds are closed to the media and available only to television announcers broadcasting the game, when applicable.

INTERVIEW POLICIES

All interview requests for Illinois players and Illinois head coach Matt Bollant should be cleared through **Jenny Dewar** and the Illinois Athletics Communication Office. Please give at least 24 hours advance notice for interview requests.

POSTGAME INTERVIEWS

The University of Illinois will utilize the media room located on the Mezzanine Level on the northeast side of State Farm Center for postgame interviews. Coaches and players from both teams will be brought to this area for interviews. If you need to interview an Illinois player who has not been requested for the interview room, please make specific arrangements with a member of the Illinois athletics communication staff. The normal schedule will be the opposing coach and selected players first, followed by Matt Bollant and Illinois players.

WEEKLY PRESS LUNCHEON

Head coach Matt Bollant will make regular appearances at the press conferences held prior to Illinois' home men's basketball games. Contact Jenny Dewar for further details on Bollant's scheduled appearances at the press conference. These press conferences are held in the eighth-level media area of Memorial Stadium. The press conference also can be accessed via teleconference. Contact the Illinois athletics communication office for the conference phone number. Media parking is in the northwest State Farm Center parking lot. The DIA is not responsible for any parking tickets received.

BIG TEN COACHES TELECONFERENCE

Head coach Matt Bollant will appear on the Big Ten women's basketball teleconference, which is held prior to the Big Ten Tournament in early March. For call-in information, contact Katie Kane at the Big Ten (kkane@bigten.org).

WOMEN'S BASKETBALL MEDIA OUTLETS

TELEVISION

WAND-TV

Matt Loveless, Sports Director
matt.loveless@wandtv.com
Noah Newman
904 Southside Drive
Decatur, IL 62522
Ph: (217) 424-2500
www.wandtv.com

WCIA-TV

Aaron Bennett, Sports Director
abennett@wcia.com
Matt Wettersten
MWettersten@wcia.com
Bret Beherns
bbehrens@wcia.com
509 South Neil Street
Champaign, IL 61820
Ph: (217) 356-8333
www.illinoishomepage.net

WICD-TV

250 County Fair Drive
Champaign, IL 61821
Ph: (217) 351-8538
www.wicd15.com

Big Ten Network

Kyle Coughlin
600 W. Chicago Ave.
Suite 875
Chicago, IL 60610
Phone: 312-665-0700
www.bigtennetwork.com

Comcast SportsNet

350 N. Orleans St.
Suite S1-100
Chicago, IL 60654
Phone: (312) 222-6080
chicago.comcastsportsnet.com

WGN, Channel 9

2501 W. Bradley Place
Chicago, IL 60618
Phone: (773) 883-3325
wgntv.com

Fox Sports Net Midwest

Annex Building
700 St. Louis Union State
Suite 300
St. Louis, MO 63103
Ph: (314) 206-7034

RADIO

WDWS 1400 AM

Dave Loane,
Sports Director, play-by-play
dloane@wdws.com
Steve Kelly, "SportsTalk" Host
skelly@wdws.com
Brian Moline
bmoline@wdws.com
Box 3939
Champaign, IL 61826
Ph: (217) 351-5300
www.wdws.com

WHMS 97.5 FM

Mike Haile
Box 3939
Champaign, IL 61826
Ph: (217) 351-5300

Illini Radio Group

WLRW/WIXY/WKIO
2603 West Bradley Place
Champaign, IL 61821
Ph: (217) 352-4141
www.mix945.com / www.wkio.com

ESPN CU Radio

Jeremy Werner
jeremy.werner@sjbroadcasting.com
2702 Boulder Drive
Champaign, IL 61822
Ph: (217) 367-1195
www.ESPNCU.com

WILL 580 AM

228 Gregory Hall
Urbana, IL 61801
Phone: (217) 333-0850
www.will.uiuc.edu

Daily Illini On-Air

WPGU Radio 107.1 FM
512 East Green Street
Champaign, IL 61820
Ph: (217) 244-3000
www.wpgu.com

WDAN AM 1490

Eric Loy
1501 N. Washington
Danville, IL 61832
Ph: (217) 442-1700
www.1490wdan.com

KFNS 590 AM

8045 Big Bend Blvd.
St. Louis, MO 63119
Ph: (314) 962-0590
www.kfns.com

PRINT

Alton Telegraph

Steve Porter
steveporter@hotmail.com
111 E. Broadway
Alton, IL 62002
Phone: (618) 463-2500
www.thetelegraph.com

Arlington Heights Daily Herald

Patricia Babcock McGraw
pbabwatch@aol.com
155 E. Algonquin Road
Arlington Heights, IL 60006
Ph: (847) 427-4430
www.dailyherald.com

Belleville News-Democrat

Dave Wilhelm
dwillhelm@bnd.com
120 South Illinois Street
Box 427
Belleville, IL 62222
Phone: (618) 234-1000

Bloomington Pantagraph

sports@pantagraph.com
301 W. Washington
Bloomington, IL 61701
Ph: (800) 747-7323
www.pantagraph.com

Champaign-Urbana News-Gazette

Scott Richey
sricher@news-gazette.com
Box 677
Champaign, IL 61820
Ph: (217) 351-5605
www.illinihq.com

Chicago Sun-Times

350 N. Orleans Street
Chicago, IL 60654
Phone: (312) 321-2663
www.suntimes.com

Chicago Tribune

435 N. Michigan Ave.
Chicago, IL 60611
Ph: (847) 256-3693
Fax: (847) 256-3691
www.chicagotribune.com

The Daily Illini

sports@dailyillini.com
512 East Green Street
Champaign, IL 61820
Ph: (217) 337-8363
www.dailyillini.com

Decatur Herald & Review

Mark Tupper
mtupper@herald-review.com
601 E. William, Box 311
Decatur, IL 62525
Ph: (217) 421-6979
www.herald-review.com

Peoria Journal Star

One News Plaza
Peoria, IL 61601
(309) 686-3214
www.pjstar.com

Springfield State Journal-Register

One Copley Plaza
Springfield, IL 62705
Ph: (217) 788-1300
www.sj-r.com

St. Louis Post-Dispatch

900 N. Tucker Blvd.
St. Louis, MO 63101
Ph: (314) 340-8195
www.stltoday.com

WIRE SERVICES

Associated Press

David Mercer
dmerc@ap.org
Box 677
Champaign, IL 61820
Ph: (217) 351-4094

GateHouse Media Illinois

J.J. Wilson
wilson07@yahoo.com
Ph: (309) 231-7773
*Serving Peoria Journal Star and
Springfield State Journal-Register*



SEASON OUTLOOK

A PROMISING FUTURE

The Illini are headed into the 2015-16 season with a positive outlook on things to come. The team returns starters Chatrice White and Kiley Simmons, and also brings back experienced returners in Kennedy Cattenhead, Sarah Hartwell, Brooke Kissinger and Ashley McConnell. Several Illini newcomers bring major promise, as Simone Law and Eriel Davis each have Division I playing experience under their belts. Illini freshmen Cierra Rice, Jaelyne Kirkpatrick and Alex Wittinger are a decorated incoming class as they are each ranked among the top-5 recruits in their home state.

ILLINI WELCOME JODY MARTINEZ

Head coach Matt Bolland announced the addition of Jody Martinez to the Illini staff over the summer. Martinez brings 17 years of head coaching experience with him, and he has led his teams to more than 400 wins in his head-coaching career. Martinez comes to Illinois from Southeastern University, where he led the Fire to a 25-7 record in the 2014-15 season and guided the program to its first-ever NAIA Division II Women's Basketball NIT. Prior to his stint at Southeastern, Martinez served as the head coach for the Bethel Pilots, where he led the Lady Pilots to 20 or more wins in 15 of his 16 seasons at the helm of the program, and prior to his arrival in 1998, the program had never seen a winning season. Martinez guided the Lady Pilots to six NCCAA National Championship titles and made seven trips to the NAIA National Tournament including five elite eight appearances. His teams won three MCC regular season titles and an MCC tournament championship as well.

WHITE RETURNS FOR SUPER SOPHOMORE SEASON

Returning for her sophomore season, Chatrice White, expects no sophomore slump. She closed out the 2014-15 season averaging 14.5 points per game and a team-leading 7.0 rebounds per contest. She owns the Illinois

freshman records for scoring and blocked shots as she led the team with 60 rejections.

ILLINI LOOKING FOR NEW CONTRIBUTORS

The Illini will have a few holes to fill in the absence of recent graduates Ivory Crawford and Brittany Carter. The two combined for an average of 23.6 points per game, and Carter led the team in steals, closing the season with 80. Crawford grabbed 64 steals herself last season, helping the Illini to a league-leading 11.2 steals per game.

PARKLAND PREVIEW

Due to renovation in the State Farm Center, Illinois will play its first five games of the season at Parkland College. The Illini will host Indianapolis in an exhibition matchup before welcoming Chicago State, Ohio, UT Martin and Tennessee State to Champaign. Following a Dec. 2 contest at Miami, UI will move into the new SFC, hosting Lehigh on Dec. 6. Fans attending games at Parkland should park in lot M6, and enter through the Main North entrance.

NEWCOMERS

The Illini welcome a decorated class of freshman this year, including Parade All-American Cierra Rice, who was ranked as the No. 1 player out of Michigan. Ranked at No. 5 in the state of Minnesota, Alex Wittinger also joins the Illini this year. She grabbed 21 rebounds in her first outing with the Illini, an exhibition matchup against the AMW All Stars in Paris, France. Coming off of a stint with the Canadian National team, Jaelyn Kirkpatrick joins the Illini this season. She was ranked as the No. 1 guard in Canada.

The Illini also welcome some experience to the program this year in seniors Eriel Davis and Simone Law. Law comes to Illinois from Loyola-Chicago, where she earned First Team All-Horizon League honors and was twice named to the Horizon League All-Tournament Team. Davis, a native of Danville, returns to the Illini squad after two seasons. She was a member of the 2012-13 squad and assisted the team as a practice player prior to that.

ILLINI MAKE WAVES ON A NATIONAL STAGE

Illini sophomore Chatrice White and freshman Jaelyne Kirkpatrick were busy over the summer, competing at the FIBA U19 World Championships. Kirkpatrick competed for Canada, while White helped to bring home the gold on team USA. White averaged five points per game while in Russia, playing in seven games throughout the tournament.

TOUR DE FRANCE

The Illini packed in some extra practice over the summer, heading overseas to play a few games in France. The Illini faced off against Paris' professional team, the AMW All Stars, and also played two games against Bretigny Select. Freshmen Alex Wittinger, Jaelyne Kirkpatrick and Cierra Rice got a taste of competition, as they competed with their new teammates for the first time.

While across the pond, the Illini got to take some time to see the sights. Tour stops included the Eiffel Tower, Monaco, Lyon, and Nice.

A NEW HOME

After the 2013-14 season, the Fighting Illini had to vacate their home arena, State Farm Center, as the three-year, \$169.5 million Illinois Renaissance renovation project began. The renovation includes the installation of premium seating, upgrades to team locker rooms, all concourses, concession and restroom facilities, and wider aisles and increased access for patrons with disabilities. In addition, air conditioning will be installed and grand entrances will be constructed on the arena's east and west sides. While most of the first year of construction's work was mechanical and infrastructure-related, fans will notice new, blue seats in the 200 level, which was formerly known as "C" section.

2015-16 OPPONENTS

UNIVERSITY OF INDIANAPOLIS

Location Indianapolis, Ind.
Enrollment 5,400
Colors Grey and Crimson
Conference Great Lakes Valley
Home Court Nicoson Hall (4,000)
Athletic Director Dr. Sue Willey

Head Coach Constantine Popa
Alma Mater (Yr) University of Miami (1995)
Rec. at School (Yrs) 6130 (3)
Overall Rec. (Yrs) 109-151(10)
Assistants Jen Conely
..... Tarryn Montgomery

2014-15 Record 12-16
Conf. Record/Finish 8-10/4th
Postseason 1-1
Starters Ret/Lost 2/3
Letterwinners Ret/Lost 9/6

Series Record First Meeting
At IPFW First Meeting
At Illinois First Meeting
Neutral 0-0
Last Meeting First Meeting

SID Contact Ryan Thomas
Office Phone 317-788-3494
Email thomasrf@iui.edu
Website athletics.iui.edu

CHICAGO STATE UNIVERSITY

Location Chicago, Ill.
Enrollment 5,211
Colors Green and White
Conference Western Athletic
Home Court Emil & Patricia Jones Convocation Center
..... (7,000)
Athletic Director Dr. Denisha Hendricks

Head Coach Angela Jackson
Alma Mater (Yr) Old Dominion (1991)
Rec. at School (Yrs) 127-229 (12)
Overall Rec. (Yrs) 133-248 (13)
Assistants Renada Blackburn
..... Gloria Bradley

2014-15 Record 4-25
Conf. Record/Finish 1-13/8th
Starters Ret/Lost 7/4
Letterwinners Ret/Lost 2/3

Series Record 4-0
At Chicago State 1-0
At Illinois 1-0
Neutral 1-0
Last Meeting ILL 73, Chi.St. 46 (12/8/07)

SID Contact Corey Miggins
Office Phone 773-995-2217
Email cmiggins@csu.edu
Website gocscougars.com

OHIO UNIVERSITY

Location Athens, Ohio
Enrollment 35,000
Colors Hunter Green and White
Conference Mid-American
Home Court Convocation Center (13,080)
Athletic Director Jim Schaus

Head Coach Bob Boldon
Alma Mater (Yr) Walsh (1997)
Rec. at School (Yrs) 9-21
Overall Rec. (Yrs) 107-107
Assistants Tavares Jackson,
..... Kate Schrader, Mary Evans

2014-15 Record 27-5
Conf. Record/Finish 16-2/1st
Postseason NCAA First Round
Starters Ret/Lost 7/4
Letterwinners Ret/Lost 2/3

Series Record Illinois leads 1-0
At Ohio 0-0
At Illinois 1-0
Neutral 0-0
Last Meeting ILL 69, OHIO 68 (3/12/86)

SID Contact Sara Legarsky
Office Phone 740-597-1837
Email legarsky@ohio.edu
Website ohioobcats.com/

UT MARTIN

Location Martin, Tenn.
Enrollment 7,042
Colors Navy Blue and Orange
Conference Ohio Valley
Home Court Kathleen & Tom Elam Center (4,300)
Athletic Director Julio Freire

Head Coach Kevin McMillan
Alma Mater (Yr) Rhodes (1989)
Rec. at School (Yrs) 120-72 (7)
Overall Rec. (Yrs) same
Assistants David Russell, Heather Butler
..... David Hart, Stacie Evans

2014-15 Record 22-11
Conf. Record/Finish 16-0/1st
Postseason WNIT First Round
Starters Ret/Lost 4/8
Letterwinners Ret/Lost 3/2

Series Record Illinois Leads 1-0
At Southern 0-0
At Illinois 1-0
Neutral 0-0
Last Meeting ILL 77, UT Martin 62 (12/21/13)

SID Contact Alex Boggis
Office Phone 731-881-7694
Email daboggis@utm.edu
Website utmsports.com

TENNESSEE STATE

Location Nashville, Tenn.
Enrollment 9,165
Colors Reflex Blue and White
Conference Ohio Valley
Home Court Gentry Center
Athletic Director Theresa L. Phillips

Head Coach Larry Joe Inman
Alma Mater (Yr) Austin Peay (1970)
Rec. at School (Yrs) 43-46 (3)
Overall Rec. (Yrs) 523-363 (31)
Assistants Joe Bonham, Chelsea Lyman
..... Le'coe Willingham

2014-15 Record 18-13
Conf. Record/Finish 12-4/3rd
Postseason none
Starters Ret/Lost 2/3
Letterwinners Ret/Lost 7/5

Series Record First Meeting
At Tennessee St 0-0
At Illinois 0-0
Neutral 0-0
Last Meeting First Meeting

SID Contact Zekeya A. Harrison
Office Phone 615-963-7692
Email zanderson01@tnstate.edu
Website tsutigers.com

UNIVERSITY OF MIAMI

Location Coral Gables, Fla.
Enrollment 16,188
Colors Orange, Green and White
Conference Atlantic Coast
Home Court BankUnited Center (7,972)
Athletic Director Blake James

Head Coach Katie Meier
Alma Mater (Yr) Duke ('89, '90)
Rec. at School (Yrs) 183-134 (11)
Overall Rec. (Yrs) 259-179 (15)
Assistants Octavia Blue, Tia Jackson
..... Fitzroy Anthony

2014-15 Record 20-13
Conf. Record/Finish 8-8/5th
Postseason NCAA Second Round
Starters Ret/Lost 4/8
Letterwinners Ret/Lost 4/8

Series Record Illinois leads 2-0
At Miami 1-0
At Illinois 1-0
Neutral 0-0
Last Meeting ILL 85, Miami 83 (12/30/87)

SID Contact Alex Schwartz
Office Phone 305-284-3249
Email alexschwartz@miami.edu
Website hurricanesports.com

LEHIGH UNIVERSITY

Location Bethlehem, Pa.
Enrollment 4,700
Colors Brown and White
Conference Patriot League
Home Court Stabler Arena (5,600)
Athletic Director Joe Sterrett

Head Coach Sue Troyan
Alma Mater (Yr) Dickinson (1988)
Rec. at School (Yrs) 318-272 (20)
Overall Rec. (Yrs) same
Assistants Caitlin Gillard, Laura Kurz

2014-15 Record 19-12
Conf. Record/Finish 9-9
Postseason none
Starters Ret/Lost 4/8
Letterwinners Ret/Lost 8/4

Series Record First Meeting
At Lehigh 0-0
At Illinois 0-0
Neutral 0-0
Last Meeting First Meeting

SID Contact Chelsea Vielhaber
Office Phone 610-758-5101
Email cpv213@lehigh.edu
Website LehighSports.com

SOUTHERN ILLINOIS SALUKIS

Location Carbondale, Ill.
Enrollment 17,989
Colors Maroon and White
Conference Missouri Valley
Home Court SIU Arena (8,339)
Athletic Director Tommy Bell

Head Coach Cindy Stein
Alma Mater (Yr) Illinois (1983)
Rec. at School (Yrs) 22-38 (2)
Overall Rec. (Yrs) 304-244 (18)
Assistants Andrea Gorski, Kat Martin
..... Christelle N'Garsanet

2014-15 Record 17-13
Conf. Record/Finish 10-8/5th
Postseason MVC Tournament
Starters Ret/Lost 5/0
Letterwinners Ret/Lost 9/5

Series Record Tied 12-12
At Southern Illinois SIU leads 7-3
At Illinois Illinois leads 8-5
Neutral Illinois leads 1-0
Last Meeting ILL 86, SIU 42 (12/6/14)

SID Contact TBA
Office Phone 618-453-5470
Email schmi2ma@cmich.edu
Website SIUSalukis.com

CENTRAL MICHIGAN

Location Mount Pleasant, Mich.
Enrollment 26,902
Colors Maroon and Gold
Conference Mid-American
Home Court McGuirk Arena (5,300)
Athletic Director Dave Heeke

Head Coach Sue Guevara
Alma Mater (Yr) Saginaw Valley St. (1982)
Rec. at School (Yrs) 130-113 (8)
Overall Rec. (Yrs) 253-95 (15)
Assistants Heather Oesterle, Raina Harmon
..... Kristin Haynie

2014-15 Record 13-18
Conf. Record/Finish 7-11/6th
Postseason MVC Tournament 2nd Rd.
Starters Ret/Lost 2/4
Letterwinners Ret/Lost 7/7

Series Record Illinois leads 3-2
At Central Michigan 0-0
At Illinois Illinois leads 3-1
Neutral 0-1
Last Meeting ILL 77, Central Mich. 59 (11/18/09)

SID Contact Maria Schmidtke
Office Phone 989-774-3377
Email schmi2ma@cmich.edu
Website cmcchippewas.com

UNIVERSITY OF MEMPHIS

Location Memphis, Tenn.
Enrollment 21,480
Colors Blue and Gray
Conference American Athletic
Home Court Elma Roane Fieldhouse (2,454)
..... FedEx Forum (18,400)
Athletic Director Tom Bowen

Head Coach Melissa McFerrin
Alma Mater (Yr) Missouri (1983)
Rec. at School (Yrs) 122-103 (7)
Overall Rec. (Yrs) 172-173 (11)
Assistants Darryl Brown, Erin Grant,
..... Jessica Bogia

2014-15 Record 14-17
Conf. Record/Finish 7-11/4th
Postseason AAC Championship 2nd Rd.
Starters Ret/Lost 5/5
Letterwinners Ret/Lost 10/0

Series Record Illinois leads 4-1
At Memphis 1-1
At Illinois 3-0
Neutral 0-0
Last Meeting ILL 62, Memphis 42 (11/20/14)

SID Contact Tammy DeGross
Office Phone 901-678-5787
Email tdegross@memphis.edu
Website GoTigersGo.com

UNIVERSITY OF SOUTH DAKOTA

Location Sioux Falls, S.D.
Enrollment 10,061
Colors Red and White
Conference The Summit League
Home Court Dakota Dome (10,000)
Athletic Director David Herbster

Head Coach Amy Williams
Alma Mater (Yr) Nebraska (1998)
Rec. at School (Yrs) 64-38 (8)
Overall Rec. (Yrs) 161-103 (8)
Assistants Chuck Love, Tandem Mays,
..... Tom Goehle

2014-15 Record 26-8
Conf. Record/Finish 13-3/1st
Postseason WNIT Second Round
Starters Ret/Lost 3/2
Letterwinners Ret/Lost 7/3

Series Record First Meeting
At South Dakota 0-0
At Illinois 0-0
Neutral 0-0
Last Meeting First Meeting

SID Contact Jarrod Tell
Office Phone 605-677-8813
Email Jarrod.tell@usd.edu
Website GoYotes.com

GEORGE WASHINGTON UNIVERSITY

Location Washington, D.C.
Enrollment 25,613
Colors Buff and Blue
Conference Atlantic 10
Home Court Charles E. Smith Center (4,338)
Athletic Director Patrick Nero

Head Coach Jonathan Tsipis
Alma Mater (Yr) North Carolina (1996)
Rec. at School (Yrs) 66-31 (3)
Overall Rec. (Yrs) same
Assistants Diane Richardson, Melissa Dunn,
..... Zach Kancher

2014-15 Record 29-4
Conf. Record/Finish 15-1/1st
Postseason NCAA First Round
Starters Ret/Lost 4/1
Letterwinners Ret/Lost 13/1

Series Record First Meeting
At George Washington 0-0
At Illinois 0-0
Neutral 0-0
Last Meeting First Meeting

SID Contact Jessica Bernheim
Office Phone 201-944-5666
Email jbernheim@gwu.edu
Website GWSports.com

MARYLAND TERRAPINS

Location College Park, Md.
Enrollment 37,631
Colors Red, White, Black, and Gold
Conference Big Ten
Home Court XFINITY Center (17,950)
Athletic Director Kevin Anderson

Head Coach Brenda Frese
Alma Mater (Yr) Arizona (1993)
Rec. at School (Yrs) 340-104 (14)
Overall Rec. (Yrs) 397-134 (17)
Assistants Shay Robinson,
..... Brett Shelby, Terry Nooner

2014-15 Record 34-3
Conf. Record/Finish 18-0/1st
Postseason NCAA Final Four
Starters Ret/Lost 3/2
Letterwinners Ret/Lost 9/3

Series Record Maryland leads 4-0
At Maryland Maryland leads 2-0
At Illinois 0-0
Neutral Maryland leads 2-0
Last Meeting UMD 74, ILL 54 (1/18/15)

SID Contact Rose DiPaola
Office Phone 301-314-7063
Email rdipaola@umd.edu
Website umtperps.com

PURDUE BOILERMAKERS

Location West Lafayette, Ind.
Enrollment 39,637
Colors Old Gold and Black
Conference Big Ten
Home Court Mackey Arena (14,846)
Athletic Director Morgan J. Burke

Head Coach Sharon Versyp
Alma Mater (Yr) Purdue (1989)
Rec. at School (Yrs) 194-108 (9)
Overall Rec. (Yrs) 311-173 (16)
Assistants Nadine Morgan,
..... Kelly Komara, Lindsay Wisdom-Hylton

2014-15 Record 11-20
Conf. Record/Finish 3-15/7-13th
Postseason N/A
Starters Ret/Lost 3/2
Letterwinners Ret/Lost 6/2

Series Record Purdue leads 52-17
At Purdue Purdue leads 28-4
At Illinois Purdue leads 21-12
Neutral Purdue leads 3-1
Last Meeting PUR 62, ILL 55 (12/28/14)

SID Contact Tanner Lipsett
Office Phone 765-494-3197
Email tlipsett@purdue.edu
Website PurdueSports.com

MINNESOTA GOLDEN GOPHERS

Location Minneapolis, Minn.
Enrollment 52,557
Colors Maroon and Gold
Conference Big Ten
Home Court Williams Arena (14,625)
Interim Athletic Director Beth Goetz

Head Coach Marlene Stollings
Alma Mater (Yr) Ohio University (1998)
Rec. at School (Yrs) 23-10 (1)
Overall Rec. (Yrs) 74-52 (4)
Assistants Nikita Lowry Dawkins,
..... Gall Striegler, John Motherwell

2014-15 Record 23-10
Conf. Record/Finish 11-7/6th
Postseason NCAA First Round
Starters Ret/Lost 3/2
Letterwinners Ret/Lost 6/3

Series Record Illinois leads 36-25
At Minnesota Minnesota leads 16-12
At Illinois Illinois leads 22-8
Neutral Illinois leads 2-1
Last Meeting ILL 95, MINN 69 (2/5/15)

SID Contact Justine Buerkle
Office Phone 612-624-1023
Email buerkle@umn.edu
Website gophersports.com

2015-16 OPPONENTS

NEBRASKA CORNHUSKERS

Location Lincoln, Neb.
Enrollment..... 24,445
Colors Scarlet and Cream
Conference Big Ten
Home Court Pinnacle Bank Arena (15,107)
Athletic Director Shawn Eichorst

Head Coach Connie Yori
Alma Mater (Yr) Creighton (1986)
Rec. at School (Yrs) 262-153 (13)
Overall Rec. (Yrs) 457-293 (25)
Assistants Amy Stephens,
..... Britney Brown, Ashley Ford

2014-15 Record 21-11
Conf. Record/Finish 10-8/7th
Postseason NCAA First Round
Starters Ret/Lost 2/4
Letterwinners Ret/Lost 7/5

Series Record Nebraska leads 9-3
At Nebraska Nebraska leads 4-1
At Illinois Nebraska leads 4-1
Neutral Tied 1-1
Last Meeting NU 86, ILL 71 (3/5/15)

SID Contact Jeff Griesch
Office Phone 402-472-7775
Email jgriesch@huskers.com
Website huskers.com

RUTGERS SCARLET KNIGHTS

Location New Brunswick, N.J.
Enrollment..... 65,000
Colors Scarlet
Conference Big Ten
Home Court The RAC (8,000)
Athletic Director Julie Hermann

Head Coach Vivian Stringer
Alma Mater (Yr) Slippery Rock (1971)
Rec. at School (Yrs) 432-216 (20)
Overall Rec. (Yrs) 952-351 (43)
Assistants Kelley Gibson,
..... Ervin Monier, Timothy Eatman

2014-15 Record 23-10
Conf. Record/Finish 12-6/T-4th
Postseason NCAA Second Round
Starters Ret/Lost 4/2
Letterwinners Ret/Lost 7/5

Series Record Rutgers leads 1-0
At Rutgers Rutgers leads 1-0
At Illinois 0-0
Neutral 0-0
Last Meeting RUT 80, ILL 56 (2/17/15)

SID Contact Kimberly Zivkovich
Office Phone 732-445-7028
Email kzivkovich@scarletknights.com
Website scarletknights.com

WISCONSIN BADGERS

Location Madison, Wis.
Enrollment..... 43,193
Colors Cardinal and White
Conference Big Ten
Home Court Kohl Center (17,142)
Athletic Director Barry Alvarez

Head Coach Bobbie Kelsey
Alma Mater (Yr) Stanford (1996)
Rec. at School (Yrs) 40-78 (4)
Overall Rec. (Yrs) 40-78 (4)
Assistants Jayme Stewart,
..... Sasha Palmer, Anya Covington

2014-15 Record 9-20
Conf. Record/Finish 5-13/11th
Postseason N/A
Starters Ret/Lost 4/2
Letterwinners Ret/Lost 6/3

Series Record Tied 34-34
At Wisconsin Wisconsin leads 22-9
At Illinois Illinois leads 21-10
Neutral Illinois leads 5-1
Last Meeting WIS 73, ILL 62 (2/1/15)

SID Contact Diane Nordstrom
Office Phone 608-262-9024
Email dkn@athletics.wisc.edu
Website UWBadgers.com

INDIANA HOOSIERS

Location Bloomington, Ind.
Enrollment..... 43,338
Colors Cream and Crimson
Conference Big Ten
Home Court Assembly Hall (17,472)
Athletic Director Fred Glass

Head Coach Teri Moren
Alma Mater (Yr) Purdue (1992)
Rec. at School (Yrs) 15-16 (1)
Overall Rec. (Yrs) 214-146 (12)
Assistants Curtis Lloyd, Todd Starkey,
..... Rhet Wierzba

2014-15 Record 15-16
Conf. Record/Finish 4-14/12th
Postseason N/A
Starters Ret/Lost 4/2
Letterwinners Ret/Lost 7/4

Series Record Indiana leads 36-30
At Indiana Indiana leads 21-10
At Illinois Illinois leads 27-13
Neutral Illinois leads 3-2
Last Meeting IU 85, ILL 58 (2/11/15)

SID Contact Ryan Sheets
Office Phone 812-856-0215
Email rmsheets@indiana.edu
Website IUHoosiers.com

PENN STATE LADY LIONS

Location University Park, Pa.
Enrollment..... 46,068
Colors Blue and White
Conference Big Ten
Home Court Bryce Jordan Center (15,621)
Athletic Director Sandy Barbour

Head Coach Conquese Washington
Alma Mater (Yr) Notre Dame (1992)
Rec. at School (Yrs) 148-105 (8)
Overall Rec. (Yrs) 148-105 (8)
Assistants Ito Coleman,
..... Kia Damon, Jocelyn Wyatt

2014-15 Record 6-24
Conf. Record/Finish 3-15/T-13th
Postseason N/A
Starters Ret/Lost 4/1
Letterwinners Ret/Lost 6/5

Series Record Penn State leads 30-15
At Penn State Penn State leads 16-3
At Illinois 10-10
Neutral Penn State leads 4-2
Last Meeting ILL 91, PSU 76 (1/4/14)

SID Contact Greg Campbell
Office Phone 814-865-1759
Email gxc35@psu.edu
Website GoPSUsports.com

OHIO STATE BUCKEYES

Location Columbus, Ohio
Enrollment..... 58,322
Colors Scarlet and Gray
Conference Big Ten
Home Court Value City Arena (19,049)
Athletic Director Eugene Smith

Head Coach Kevin McGuff
Alma Mater (Yr) St. Joseph's College (1992)
Rec. at School (Yrs) 41-29 (2)
Overall Rec. (Yrs) 296-128 (13)
Assistants Joy Cheek, Patrick Klein,
..... Mark Mitchell

2014-15 Record 24-11
Conf. Record/Finish 13-5/3rd
Postseason NCAA Second Round
Starters Ret/Lost 5/0
Letterwinners Ret/Lost 8/1

Series Record Ohio State leads 46-20
At Ohio State Ohio State leads 24-5
At Illinois Ohio State leads 16-14
Neutral Ohio State leads 6-1
Last Meeting ILL 66, OSU 55 (2/14/15)

SID Contact Gary Petit
Office Phone 614-247-3270
Email petit.38@osu.edu
Website OhioStateBuckeyes.com

NORTHWESTERN WILDCATS

Location Evanston, Ill.
Enrollment..... 8,367
Colors Purple and White
Conference Big Ten
Home Court Welsh-Ryan Arena (8,117)
Athletic Director Dr. Jim Phillips

Head Coach Joe McKeown
Alma Mater (Yr) Kent State (1979)
Rec. at School (Yrs) 111-110 (7)
Overall Rec. (Yrs) 620-284 (29)
Assistants Sam Dixon,
..... Carrie Banks, Shauna Green

2014-15 Record 23-9
Conf. Record/Finish 12-6/4th
Postseason NCAA First Round
Starters Ret/Lost 4/1
Letterwinners Ret/Lost 11/3

Series Record Tied 35-35
At Northwestern Northwestern leads 17-15
At Illinois Illinois leads 17-14
Neutral Northwestern leads 3-2
Last Meeting NU 64, ILL 58 (2/8/15)

SID Contact Mallory Majcher
Office Phone 847-467-3274
Email mallory.majcher@northwestern.edu
Website NUSports.com

MICHIGAN WOLVERINES

Location Ann Arbor, Mich.
Enrollment..... 43,710
Colors Maize and Blue
Conference Big Ten
Home Court Crisler Center (12,707)
Interim Athletic Director Jim Hackett

Head Coach Kim Barnes Arico
Alma Mater (Yr) Montclair State (1993)
Rec. at School (Yrs) 55-40 (3)
Overall Rec. (Yrs) 332-245 (19)
Assistants Melanie Moore,
..... Megan, Duffy, Joy McConvey

2014-15 Record 20-15
Conf. Record/Finish 8-10/8th
Postseason WNIT Semifinals
Starters Ret/Lost 2/3
Letterwinners Ret/Lost 10/4

Series Record Illinois leads 41-31
At Michigan Illinois leads 17-16
At Illinois Illinois leads 21-11
Neutral Michigan leads 4-3
Last Meeting ILL 72, MICH 60 (2/28/15)

SID Contact Sarah VanMetre
Office Phone 734-647-4209
Email vanmetre@umich.edu
Website MGoBlue.com

MICHIGAN STATE SPARTANS

Location East Lansing, Mich.
Enrollment..... 47,163
Colors Green and White
Conference Big Ten
Home Court Breslin Center (14,797)
Athletic Director Mark J. Hollis

Head Coach Suzy Merchant
Alma Mater (Yr) Central Michigan (1991)
Rec. at School (Yrs) 179-87 (8)
Overall Rec. (Yrs) 380-207 (20)
Assistants Amaka Aququa,
..... McKell Copeland, Mark Simons

2014-15 Record 16-15
Conf. Record/Finish 7-11/9th
Postseason N/A
Starters Ret/Lost 2/3
Letterwinners Ret/Lost 6/5

Series Record MSU leads 39-28
At Michigan State MSU leads 21-10
At Illinois Illinois leads 16-14
Neutral 3-3
Last Meeting MSU 67, ILL 65 (2/25/15)

SID Contact Kara Fisher
Office Phone 517-432-8014
Email kfisher@ath.msu.edu
Website MSUSpartans.com

IOWA HAWKEYES

Location Iowa City, Iowa
Enrollment..... 31,065
Colors Black and Gold
Conference Big Ten
Home Court Carver-Hawkeye Arena (15,500)
Athletic Director Gary Barta

Head Coach Lisa Bluder
Alma Mater (Yr) Northern Iowa (1983)
Rec. at School (Yrs) 304-174 (15)
Overall Rec. (Yrs) 660-316 (31)
Assistants Jan Jensen,
..... Jenni Fitzgerald, Lacey Goldwire

2014-15 Record 26-8
Conf. Record/Finish 14-4/2nd
Postseason NCAA Third Round
Starters Ret/Lost 2/3
Letterwinners Ret/Lost 10/4

Series Record Iowa leads 51-18
At Iowa Iowa leads 26-5
At Illinois Iowa leads 21-12
Neutral Iowa leads 4-1
Last Meeting ILL 73, Iowa 61 (1/8/15)

SID Contact Jill Price
Office Phone 319-335-9411
Email jil-price@uiowa.edu
Website hawkeyesports.com

BIG TEN TOURNAMENT // MARCH 2-6 // INDIANAPOLIS, IND. // BANKERS LIFE FIELDHOUSE

NCAA TOURNAMENT FIRST AND SECOND ROUNDS // MARCH 20-23

Hosted at home courts of top 16 seeds unless they do not submit a bid to host.

NCAA REGIONALS // MARCH 25-28

BRIDGEPORT REGIONAL
Webster Bank Arena
Bridgeport, Conn.

DALLAS REGIONAL
American Airlines Center
Dallas, Texas

LEXINGTON REGIONAL
Rupp Arena
Lexington, Ky.

SIOUX FALLS REGIONAL
Denny Sanford Premier Center
Sioux Falls, S.D.

NCAA FINAL FOUR // APRIL 3 & 5 // INDIANAPOLIS, IND. // BANKERS LIFE FIELDHOUSE

2015-16 BIG TEN COMPOSITE SCHEDULE

NOVEMBER

13	Ohio State at South Carolina	TBD
	Rutgers at Saint Joseph's	TBD
	Tennessee State at Indiana (WNIT)	12 p.m.
	Wofford at Minnesota	6:30 p.m.
	North Dakota at Iowa (Hawkeye Challenge)	7 p.m.
	Holy Cross at Penn State	7 p.m.
	Chicago State at Illinois	8 p.m.
14	Arkansas-Pine Bluff at Nebraska	TBD
	Binghamton at Michigan	Noon
	UMass Lowell at Maryland	2 p.m.
	Louisiana Tech at Wisconsin	3 p.m.
	UT-Martin/North Dakota at Iowa	4 p.m.
15	TBD at Indiana (WNIT)	TBD
	UT-Martin at Iowa	2 p.m.
	Michigan at Detroit	2 p.m.
	Western Michigan at Michigan State	2 p.m.
	Fordham at Penn State	2 p.m.
	Ohio at Illinois	3 p.m.
	Howard at Northwestern	7 p.m.
16	UConn at Ohio State (ESPN2)	5:30 p.m.
	Howard at Northwestern	7 p.m.
	Jacksonville State at Purdue (BTN+)	7 p.m.
	Rutgers at Seton Hall	7 p.m.
	North Florida at Nebraska	8 p.m.
17	TBD at Indiana (WNIT)	TBD
18	High Point at Maryland	7 p.m.
	Georgia at Michigan State	7:30 p.m.
	Penn State at Tennessee	8 p.m.
	Drake at Wisconsin	8 p.m.
19	TBD at Indiana (WNIT)	TBD
	Xavier at Michigan	7 p.m.
	Belmont at Ohio State	7 p.m.
	Illinois-Chicago at Purdue (ESPN3)BTN+	7 p.m.
	St. John's at Rutgers	7 p.m.
	Western Illinois at Iowa	8 p.m.
	Idaho State at Northwestern	8 p.m.
20	Detroit Mercy at Maryland	11 a.m.
	Maine at Minnesota	8 p.m.
21	Idaho State at Michigan State	TBD
	Tennessee-Martin at Illinois	3 p.m.
	North Carolina Central at Nebraska	3 p.m.
	Purdue at North Florida (ESPN3)	3 p.m.
22	TBD at Indiana (WNIT Championship)	TBD
	Wagner at Ohio State	2 p.m.
	Central Connecticut State at Penn State	2 p.m.
	Temple at Rutgers	2 p.m.
	Wisconsin at Dayton	2 p.m.
	Iowa at Northern Iowa	3 p.m.
	Western Michigan at Northwestern	3 p.m.
23	USC Upstate at Michigan	7 p.m.
	Southern at Nebraska	8 p.m.
24	Indiana at IPFW	TBD
	Minnesota at Kent State	TBD
	Tennessee State at Illinois	8 p.m.

26	Iowa vs. Wright State (Austin, Texas)	Noon
	Tulane vs. Rutgers	3:15 p.m.
	(St. Thomas, Virgin Islands)	
	Old Dominion vs. Maryland	5:45 p.m.
	(St. Thomas, Virgin Islands)	
	Eastern Washington vs. Northwestern	6 p.m.
	(Austin, Texas)	
27	Indiana vs. TBD (Vanderbilt Thanksgiving)	TBD
	Iowa vs. George Washington (Austin, Texas)	2:30 p.m.
	Virginia vs. Rutgers (Virgin Islands)	3:15 p.m.
	Purdue vs. LSU (Gulf Coast Showcase)	4:30 p.m.
	Minnesota vs. Stetson (Puerto Rico)	4:45 p.m.
	Liberty vs. Ohio State (Las Vegas)	5:15 p.m.
	South Dakota State vs. Maryland	5:45 p.m.
	(Virgin Islands)	
	Cincinnati vs. Michigan State (Bahamas)	5:45 p.m.
	Hartford at Michigan	7 p.m.
	Delaware vs. Wisconsin (SDS Classic)	7 p.m.
	Creighton vs. Northwestern (Austin, Texas)	8:30 p.m.
	Penn State at Cal State Northridge	10:30 p.m.
28	Indiana vs. TBD (Vanderbilt Thanksgiving)	TBD
	Iowa vs. Houston (Austin, Texas)	Noon
	Nebraska at UConn (ESPN3)	1 p.m.
	Purdue vs. Louisville/Marist	1:30/7:30 p.m.
	(Gulf Coast Showcase)	
	Texas A&M vs. Ohio State (Las Vegas)	3 p.m.
	Green Bay vs. Rutgers (Virgin Islands)	3:15 p.m.
	BYU/Georgia vs. Penn State	5/7:30 p.m.
	(Cal State Northridge Tournament)	
	Baylor vs. Michigan State (Bahamas)	5:45 p.m.
	Minnesota vs. Auburn (Puerto Rico)	7 p.m.
	Pittsburgh vs. Maryland (Virgin Islands)	8 p.m.
	East Carolina vs. Northwestern (Austin, Texas)	8:30 p.m.
29	Purdue vs. TBD (Gulf Coast Showcase)	TBD
	Oral Roberts at Michigan	2 p.m.
	Wisconsin at San Diego State (SDS Classic)	5:30 p.m.

DECEMBER

2	Northwestern at North Carolina (B1G/ACC)	6 p.m.
	Illinois at Miami (B1G/ACC)	7 p.m.
	Syracuse at Maryland (B1G/ACC) (BTN)	7 p.m.
	Ohio State at Notre Dame (B1G/ACC)	7 p.m.
	Wisconsin at Wake Forest (B1G/ACC)	7 p.m.
	Iowa at Virginia (B1G/ACC)	8 p.m.
	Georgia Tech at Indiana (B1G/ACC)	8 p.m.
3	Boston College at Purdue (B1G/ACC) (BTN)	6 p.m.
	Pittsburgh at Michigan (B1G/ACC)	7 p.m.
	Louisville at Michigan State (B1G/ACC) (ESPN2)	7 p.m.
	Minnesota at Duke (B1G/ACC) (ESPN3)	7 p.m.
	Rutgers at Florida State (B1G/ACC)	7 p.m.
	NC State at Nebraska (B1G/ACC) (BTN+)	8 p.m.
	Virginia Tech at Penn State (B1G/ACC) (BTN)	8 p.m.
5	Central Connecticut State at Maryland	2 p.m.
6	Towson at Minnesota	TBD
	Ohio State at Cincinnati (CBSSN)	1 p.m.
	Robert Morris at Iowa	2 p.m.
	Loyola Chicago at Michigan State	2 p.m.
	Dayton at Purdue (BTN+)	2 p.m.
	Arkansas at Rutgers	2 p.m.
	Lehigh at Illinois	3 p.m.
	Creighton at Nebraska (BTN+)	3 p.m.
	Wisconsin-Milwaukee at Northwestern	3 p.m.
	Penn State at South Florida (CBSSN)	3 p.m.

	Wisconsin at Marquette	3 p.m.
	Michigan at Princeton (ESPN2)	4 p.m.
8	Indiana at Indiana State	TBD
	Loyola (Md.) at Maryland	7 p.m.
	Youngstown State at Penn State	7 p.m.
	Southern Illinois at Illinois	8 p.m.
	Evansville at Nebraska	8 p.m.
9	Michigan State at Davidson	6:30 p.m.
	Iona at Rutgers	7 p.m.
10	Incarnate Word at Purdue (BTN)	7 p.m.
	Florida at Wisconsin (BTN)	8 p.m.
11	Samford at Indiana	7 p.m.
	Southern at Maryland	7 p.m.
	Iowa at Iowa State	8 p.m.
12	Penn State at St. Bonaventure	1:30 p.m.
	Central Michigan at Illinois	3 p.m.
	Memphis at Minnesota	3 p.m.
	Nebraska at California (PAC-12)	8 p.m.
13	UCLA at Michigan (BTN)	2 p.m.
	North Carolina A&T at Ohio State	2 p.m.
	Ball State at Purdue (BTN+)	2 p.m.
	Michigan State at Oakland	3 p.m.
	Northwestern at Loyola (Chicago)	3 p.m.
	Green Bay at Wisconsin	3 p.m.
	Savannah State at Rutgers	4 p.m.
15	Alcorn State at Northwestern	Noon
16	New Mexico at Minnesota	1 p.m.
	Northern Illinois at Wisconsin	8 p.m.
18	Princeton at Ohio State	7 p.m.
	Michigan State at Northeastern	7:30 p.m.
19	LSU at Rutgers (BTN)	2 p.m.
	Miami (Ohio) at Michigan	2:30 p.m.
	Illinois at Memphis	3 p.m.
	Northern Arizona at Nebraska	5 p.m.
	DePaul at Northwestern	6 p.m.
	Bradley at Iowa	6 p.m.
20	Sacred Heart at Penn State	Noon
	Maryland at Maryland Eastern Shore	1 p.m.
	Indiana vs. Miami (Orlando, Fla.)	7:15 p.m.
21	Detroit at Michigan State	7 p.m.
	Virginia at Ohio State	7 p.m.
	Maine at Purdue (BTN+)	7 p.m.
	Indiana vs. West Virginia (Winter Park, Fla.)	7:15 p.m.
	Arkansas State at Nebraska	8 p.m.
22	UMKC at Northwestern	2 p.m.
	Drake at Iowa	6 p.m.
	South Dakota at Illinois	8 p.m.
23	Michigan at Eastern Michigan	3:30 p.m.
	North Dakota at Minnesota	4 p.m.
28	Yale at Indiana	7 p.m.
	NJIT at Minnesota	8 p.m.
	Maryland vs. UConn (New York) (ESPN2)	8:30 p.m.

2014-15 BIG TEN COMPOSITE SCHEDULE

31	Michigan State at Ohio State (BTN)	Noon	Iowa at Purdue (BTN)	3 p.m.	Minnesota at Indiana (BTN+)	7 p.m.		
	Minnesota at Rutgers (BTN+)	1 p.m.	Ohio State at Rutgers (ESPN2)	3 p.m.	Purdue at Iowa (BTN+)	8 p.m.		
	Purdue at Michigan (BTN+)	1 p.m.	Indiana at Northwestern (BTN)	5 p.m.				
	Iowa at Nebraska (BTN+)	2 p.m.			20	Penn State at Michigan (BTN)	Noon	
	Northwestern at Penn State (BTN+)	2 p.m.	26	Maryland at Penn State (BTN)	7 p.m.	Northwestern at Wisconsin (BTN)	2 p.m.	
	Indiana at Wisconsin (BTN+)	3 p.m.		Illinois at Minnesota (BTN)	9 p.m.			
	Maryland at Illinois (BTN+)	8 p.m.				2021	Purdue at Nebraska (BTN or BTN+)	TBD
JANUARY						21	Illinois at Ohio State (BTN or BTN+)	TBD
2	Ohio State at Maryland (CBS)	Noon		Rutgers at Indiana (BTN+)	7 p.m.		Indiana at Iowa (BTN or BTN+)	TBD
				Wisconsin at Nebraska (BTN+)	8 p.m.		Minnesota at Michigan State (BTN or BTN+)	TBD
3	Michigan at Indiana (BTN)	12:30 p.m.	28	Northwestern at Ohio State (BTN)	7 p.m.		Maryland at Rutgers (ESPN2)	3 p.m.
	Wisconsin at Michigan State (BTN+)	2 p.m.		Michigan at Iowa (BTN+)	8 p.m.	23	Michigan at Northwestern (BTN)	6:30 p.m.
	Illinois at Purdue (BTN+)	2 p.m.						
	Nebraska at Northwestern (BTN)	2:30 p.m.	30	Indiana at Maryland (BTN+)	2 p.m.	24	Iowa at Penn State (BTN+)	7 p.m.
	Penn State at Minnesota (BTN+)	3 p.m.		Nebraska at Rutgers (BTN+)	2 p.m.		Indiana at Nebraska (BTN+)	8 p.m.
4	Rutgers at Iowa (BTN)	8 p.m.		Purdue at Penn State (BTN+)	2 p.m.		Michigan State at Illinois (BTN+)	8 p.m.
			31	Minnesota at Michigan (BTN)	12:30 p.m.		Ohio State at Minnesota (BTN+)	8 p.m.
7	Indiana at Ohio State (BTN+)	7 p.m.		Iowa at Northwestern (BTN+)	3 p.m.	25	Rutgers at Purdue (BTN or BTN+)	6:30 p.m.
	Iowa at Michigan (BTN+)	7 p.m.		Michigan State at Wisconsin (BTN+)	4 p.m.		Wisconsin at Maryland (BTN or BTN+)	6:30 p.m.
	Michigan State at Penn State (BTN+)	7 p.m.	FEBRUARY					
	Nebraska at Maryland (BTN)	7 p.m.	1	Ohio State at Illinois (BTN)	7 p.m.	27	Ohio State at Michigan State (BTN)	2 p.m.
	Wisconsin at Rutgers (BTN+)	7 p.m.					Penn State at Indiana (BTN)	4 p.m.
	Purdue at Northwestern (BTN+)	8 p.m.	2	Maryland at Purdue (BTN)	6 p.m.		Illinois at Iowa (BTN)	6 p.m.
	Minnesota at Illinois (BTN)	9 p.m.		Penn State at Nebraska (BTN)	8 p.m.			
10	Indiana at Purdue (BTN+)	2 p.m.				28	Michigan at Rutgers (BTN or BTN+)	2 or 4 p.m.
	Rutgers at Ohio State (BTN+)	2 p.m.	4	Iowa at Indiana (BTN)	7 p.m.		Northwestern at Nebraska (BTN or BTN+)	2 or 4 p.m.
	Northwestern at Michigan State (BTN)	2 or 6 p.m.		Michigan at Michigan State (BTN+)	7 p.m.		Wisconsin at Purdue (BTN or BTN+)	2 or 4 p.m.
	Illinois at Nebraska (BTN+)	3 p.m.		Wisconsin at Ohio State (BTN+)	7 p.m.		Minnesota at Maryland (ESPN2)	5 p.m.
	Maryland at Iowa (ESPN2)	3 p.m.		Northwestern at Illinois (BTN+)	8 p.m.			
	Michigan at Minnesota (BTN+)	3 p.m.		Rutgers at Minnesota (BTN+)	8 p.m.		ESPN	
	Penn State at Wisconsin (BTN)	4 p.m.	7	Illinois at Michigan (BTN+)	2 p.m.		All times listed are ET	
13	Illinois at Rutgers (BTN+)	7 p.m.		Nebraska at Indiana (BTN+)	2 p.m.		Schedule subject to change	
	Michigan State at Indiana (BTN+)	7 p.m.		Rutgers at Penn State(BTN+)	2 p.m.			
	Nebraska at Penn State (BTN+)	7 p.m.		Michigan State at Iowa (BTN+)	3 p.m.			
	Iowa at Wisconsin (BTN+)	8 p.m.		Minnesota at Northwestern (BTN)	3 p.m.		All times listed are Eastern time and subject to change	
14	Maryland at Michigan (BTN)	6 p.m.	8	Purdue at Wisconsin (BTN)	7 p.m.			
	Minnesota at Purdue (BTN+)	7 p.m.		Maryland at Ohio State (ESPN2)	9 p.m.			
	Ohio State at Northwestern (BTN)	8 p.m.	10	Northwestern at Rutgers (BTN+)	7 p.m.			
16	Iowa at Michigan State (BTN)	4:30 p.m.		Indiana at Illinois (BTN+)	8 p.m.			
	Rutgers at Nebraska (BTN)	6:30 p.m.						
17	Northwestern at Maryland (BTN)	Noon	11	Penn State at Michigan State (BTN)	6:30 p.m.			
	Michigan at Penn State (BTN+)	2 p.m.		Purdue at Maryland (BTN+)	7 p.m.			
	Purdue at Ohio State (BTN)	2 or 4 p.m.		Wisconsin at Michigan (BTN+)	7 p.m.			
	Indiana at Minnesota (BTN+)	3 p.m.		Nebraska at Minnesota (BTN+)	8 p.m.			
				Ohio State at Iowa (BTN)	8:30 p.m.			
	Wisconsin at Illinois (BTN+)	3 p.m.	13	Rutgers at Illinois (BTN)	6 p.m.			
19	Rutgers at Michigan State (BTN)	6 p.m.	14	Michigan at Purdue (BTN+)	2 p.m.			
20	Illinois at Indiana (BTN+)	7 p.m.		Ohio State at Penn State (BTN)	2 p.m.			
	Nebraska at Purdue (BTN+)	7 p.m.		Wisconsin at Indiana (BTN+)	2 p.m.			
	Maryland at Wisconsin (BTN+)	8 p.m.		Maryland at Northwestern (ESPN2)	4 p.m.			
	Northwestern at Minnesota (BTN+)	8 p.m.		Michigan State at Nebraska (BTN)	4 p.m.			
	Penn State at Iowa (BTN+)	8 p.m.	15	Iowa at Minnesota (BTN)	8 p.m.			
21	Ohio State at Michigan (BTN)	6 p.m.	17	Michigan at Maryland (BTN+)	7 p.m.			
23	Minnesota at Wisconsin (BTN)	Noon		Illinois at Wisconsin (BTN+)	8 p.m.			
	Michigan State at Maryland (BTN)	2 p.m.		Penn State at Northwestern (BTN+)	8 p.m.			
	Penn State at Illinois (BTN+)	3 p.m.	18	Nebraska at Ohio State (BTN)	6 p.m.			
24	Nebraska at Michigan (BTN+)	2 p.m.		Michigan State at Rutgers (BTN+)	7 p.m.			

STATE FARM CENTER



Illinois has an outstanding home in State Farm Center. Known as Assembly Hall from its construction in 1963 to 2013, the iconic arena was renamed State Farm Center on April 29, 2013, with the announcement of a 30-year, \$60 million naming rights agreement. Fighting Illini women's basketball has called the arena home since 1981, except for five seasons from 1993-98.

State Farm Center has recently undergone a major renovation that began after the 2013-14 season. Dubbed the Illinois Renaissance, the project includes a renovated seating bowl and the addition of four levels of premium seating; improved restrooms, concessions and a team store; air conditioning and many other amenities.

The historic building opened on March 2, 1963, and continues to attract attention for its design and construction. Four hundred feet across, it at one time was one of only two edge-supported domes in the world. The roof is supported by 614 miles of one-quarter-inch steel wire wrapped at the base of the dome under intensive pressure. The architect was Max Abramovitz, a distinguished University of Illinois alumnus. His firm also designed the United Nations Buildings, much of Lincoln Center for the Performing Arts and the University of Illinois' Krannert Center for the Performing Arts.



At Illini women's basketball games, young fans have a spot behind the Illini basket where they can be loud in cheering on their favorite team. In addition, fans of all ages can celebrate their birthday with a courtside party for up to 10 people. For many games, birthday party space is sold out well in advance. The Illini band has taken ownership and pride over playing at Illini home games and traveling with the team to the postseason. The Blue Crew, the student support group for Illinois women's basketball, gives tremendous support to the Illini each game as well.

From rock shows to Broadway to family shows to Fighting Illini basketball and much more, State Farm Center has hosted the top names in show business as well as numerous university and community events. Performers and events include The Rolling Stones, Jay Z, Brad Paisley, Kenny Chesney, Garth Brooks, Elvis Presley, U2, Frank Sinatra, "Les Miserables," Bob Hope, Mikhail Baryshnikov, Aerosmith, Reba McEntire, Tina Turner, "Cats," Bill Cosby, University of Illinois commencement, The Harlem Globetrotters, Bruce Springsteen, "Sesame Street Live!" and countless others.

In seating capacity, State Farm Center ranks among the great arenas of major cities and is the largest arena in the state of Illinois outside of Chicago's United Center. Seating capacity for Fighting Illini basketball following State Farm Center renovations is 15,544.



UBBEN BASKETBALL PRACTICE COMPLEX



In October 1998, Illinois moved into the state-of-the-art Richard T. Ubben Basketball Complex on the campus of the University of Illinois. This \$5.5 million dollar facility is a direct result of the university's commitment to excellence in athletics. It houses not only a full-sized practice court, but also locker rooms for the coaches and players, a players' lounge, video review room, training room and weight room. The 40,000-square-foot facility is home to everything the players need to make it through the day. After classes, players can spend time studying or using the computers in the video room. The locker room has lockers for each player and is adjacent to the players' lounge and video room. The Ubben Complex was spruced up in the summer of 2013 with the addition of graphical wall panels featuring the team's "Hard. Smart. Together." slogan and a mural on the west wall of the practice gym. New banners also were installed honoring the program's history.

The Ubben Facility gives the Fighting Illini women a practice court all their own. The men have a separate practice gym on the east side of the building. Each side contains a full-length court and 10 hoops. The players enjoy their own locker room as well as a lounge – complete with two flat-panel televisions – study areas, computers, video rooms, conference rooms, strength and conditioning equipment, and a training room.

When it's time to get taped before practice, the players just walk across the hall to the fully equipped training room, which is located next to the practice court. In the area of strength and conditioning, the players have use of the weight room, which has free weights, Nautilus equipment, treadmills and a Stairmaster, at all hours.



LEFT: The Ubben practice court was repainted in the summer of 2014 to include Illinois' new Block I logo and word marks.

BOTTOM LEFT: A mural featuring all-time greats Jenna Smith and Jonelle Polk greets the Illini in their team room at Ubben.

BELOW: The team's "Hard. Smart. Together." motto is the last thing that players see as they leave the locker room



HONORED JERSEY

Fighting Illini legend Ashley Berggren became the first University of Illinois women's basketball player to have her jersey raised to the Assembly Hall rafters during a ceremony at halftime of the Illinois-Penn State game on Feb. 22, 2009.

Berggren, who donned the Orange and Blue from 1994-98, is Illinois' all-time leading scorer, totaling 2,089 points during her career. She was Big Ten Player of the Year as a junior in 1997, leading the Illini to a Big Ten Championship and an NCAA Sweet 16 appearance. During her senior year of 1997-98, Berggren earned the Big Ten Medal of Honor and led the Orange and Blue to their second consecutive NCAA Sweet 16. She is the only Illini to be named first team All-Big Ten for three seasons, and also earned national recognition as an Associated Press Third Team All-American in 1998 and an honorable mention All-American in 1996 and 1997.





THE COACHING STAFF

HEAD COACH MATT BOLLANT	14-15
ASSOCIATE HEAD COACH LAKALE MALONE	16
ASSISTANT COACH TIANNA KIRKLAND.....	17
ASSISTANT COACH JODY MARTINEZ	18
DIR. OF BASKETBALL OPERATIONS HANNAH IVERSON ..	19
ACADEMIC COUNSELOR STEVEN COX	20
ATHLETIC TRAINER SAM LAINGEN.....	20
STRENGTH & CONDITIONING COACH ZACK ZILLNER.....	20
ATHLETICS COMM. DIRECTOR JENNY DEWAR	20
DIRECTOR OF ATHLETICS MIKE THOMAS.....	21
DIA ADMINISTRATION / SUPPORT STAFF	22-23
UI ADMINISTRATION	24



MATT BOLLANT

HEAD COACH

FOURTH SEASON AT ILLINOIS

14TH SEASON OVERALL

WINONA STATE (1994)

Now entering his fourth season as head coach of the University of Illinois, Matt Bollant has begun to revive a dormant Illini program after being a part of the best seasons in program history at each of his other four collegiate coaching stops. In just his first season with the program, Bollant led the Orange and Blue to the postseason for the first time in three years in 2013 and Illinois finished with a winning Big Ten record for the first time in 10 seasons. He also has spearheaded the composition of back-to-back top-25 recruiting classes during his first two recruiting years in Champaign.

Despite taking a step back in wins and losses, the Illini program began to change its culture in the 2013-14 season. The values of hard work, fundamentals, attention to detail and team unity began to pay off as Illinois was much more competitive down the stretch, including a 61-51 win at Michigan State. The Orange and Blue also broke the school record for three-pointers made with 202 and finished eighth and 13th nationally in steals and turnover margin, respectively. On the recruiting front, two Illini commits earned All-America honors, as Chatrice White became only the second McDonald's All American in Illinois program history and Amarah Coleman earned honorable mention WBCA All-America honors.

The 2014-15 season saw the Illini post a 9-3 non-conference record, starting the season with a 5-0 record to mark the best non-conference record to start a season that the program has seen in 12 years. Freshman Chatrice White proved to be a weapon on the floor as she broke the Illinois Freshman All-Time Scoring and Blocked Shots records. With Bollant's coaching, the Illini earned a win over No. 9-ranked Kentucky at the Paradise Jam, and continued to upset No. 17 Iowa later in the season. Defensively, Illinois ranked among the top-15 in the nation, averaging more than 11 steals per game. Seniors Ivory Crawford and Brittany Carter played a major role in those numbers as they each ranked among the top-40 in the nation, individually. Bollant saw seven of his student-athletes earn All-Big Ten Academic honors following the season, proving that the program is headed in the right direction both on and off the court.

In 2012-13, the Illini reached the Women's NIT quarterfinals and saw attendance at the Assembly Hall increase 80 percent from 2011-12 to an average of 1,926, the third-highest average attendance increase in Division I women's basketball. Illinois also defeated three ranked opponents: No. 6 Georgia, No. 24 Iowa and No. 24 Ohio State, with the win over the Buckeyes snapping their 31-game home winning streak. The win over the Hawkeyes also broke an eight-game skid against Iowa.

The Illini shattered the Big Ten record for steals, steals per game and turnovers forced in a conference season, and also broke school records for steals, turnovers forced and three-pointers made in a season. Senior forward Karisma Penn became one of the country's most dominant post players, averaging 19.2 points, 9.6 rebounds, 2.9 steals and 2.2 blocked shots per game with 50.6 percent field-goal shooting, all of which ranked in the top five in the Big Ten. She was named an Associated Press honorable mention All-American and also earned two national player of the week honors. Senior guard Adrienne GodBold earned Big Ten Defensive Player of the Year honors after posting 55 steals in 16 conference games and routinely guarding opponents' top offensive players.

Bollant came to Illinois after a successful five-year stint at Green Bay, where he guided the Phoenix to five straight Horizon League titles and four straight trips to the NCAA Tournament. He led Green Bay to a 148-19 record (.886 winning percentage) in five years, including an 85-5 mark in the Horizon League. The Phoenix were a combined 65-4 in his final two seasons in Green Bay, going 34-2 in 2010-11. Green Bay was ranked as high as No. 9 in the national polls in both 2010-11 and 2011-12, finishing the 2011 season with that ranking. In 2010-11, Green Bay went 4-0 against the Big Ten, defeating Minnesota, Wisconsin, Penn State and Michigan State. In 2011-12, the Phoenix downed Illinois 82-62 at the San Juan Shootout and had triumphs over No. 25 Georgia Tech - a team that reached the Sweet 16 - Marquette and Wisconsin.

Green Bay had four wins over ranked opponents in the last four seasons, including a 65-56 victory over No. 12/13 Michigan State in the 2011 NCAA second round. The Phoenix entered the tournament as a No. 5 seed, defeating the No. 4 Spartans to reach the Sweet 16 for the first time school history. Green Bay also defeated No. 21 Virginia 69-67 in the first round of the 2010 tournament.

Green Bay lost to Iowa State in Ames by just four points (60-56) in the NCAA second round in 2010. In 2012, Green Bay returned to the site for NCAA first and second round play. Entering the tournament as the No. 10 seed, the Phoenix defeated the No. 7 seed Cyclones on the their



home floor, 71-57, before seeing a comeback fall short against No. 2 seed Kentucky (65-62) in the second round.

Bollant was named the Horizon League Coach of the Year for the fourth time in 2012, guiding Green Bay to a 31-2 record despite losing Horizon League co-Players of the Year Kayla Tetschlag and Celeste Hoewisch. Senior Julie Wojta was a finalist for the Wade Trophy and earned WBCA Second Team All-America honors.

Bollant has an .837 winning percentage as a collegiate coach, including a 134-36 record at Bryan (Tenn.) College from the NAIA level. He guided the Lady Lions to four straight NAIA Tournaments, reaching the Sweet 16 in 2005-06. Bryan reached the top 25 rankings each of his last four years, reaching as high as No. 11 at the end of the 2006-07 season. Bollant coached four Appalachian Athletic Conference Players of the Year.

Bollant was as an assistant coach under Kathi Bennett, the daughter of former Wisconsin men's coach Dick Bennett, for five seasons before becoming a collegiate head coach. He served three years under Bennett at Evansville, helping the Purple Aces to the 1999 NCAA Tournament, then followed her to Indiana, where the Hoosiers became the lowest seed (5) to win the Big Ten Tournament in 2002.

A 1994 graduate of Winona State University with a degree in business education, Bollant received a master's degree in education from American Intercontinental University. He served as both the varsity and junior varsity head coach of Depper Life Academy in the Philippines and spent three years as the head coach at Tigerton (Wis.) High School, guiding the Tigers to a 63-10 record and to three Central Wisconsin Conference Small School titles from 1994-97.

He and his wife, Kari, have two daughters, Abi and Regan.

BOLLANT'S D-1 HEAD COACHING RECORD VS. OPPONENTS

Alcorn State	1-0	Michigan	1-4
Arizona	1-0	Michigan State.....	2-4
Arizona State.....	0-1	Milwaukee.....	12-0
Arkansas State.....	1-0	Minnesota	4-1
Ball State.....	2-0	Missouri State.....	2-0
Baylor.....	0-1	Murray State	1-0
Bradley.....	0-2	Nebraska.....	1-4
Butler.....	11-0	North Carolina.....	0-1
Chicago State	1-0	North Dakota.....	3-0
Cleveland State.....	11-2	North Dakota State.....	2-0
Colorado.....	0-2	Northern Arizona	1-0
DePaul.....	1-1	Northern Illinois	1-0
Detroit.....	10-2	Northern Iowa.....	3-0
Drake.....	2-1	Northwestern.....	2-3
Eastern Illinois.....	1-0	Ohio State.....	2-2
Eastern Michigan.....	2-0	Oklahoma.....	0-1
Evansville.....	3-0	Oregon.....	1-0
Florida International	2-0	Penn State.....	2-2
George Washington	1-0	Purdue.....	1-4
Georgia.....	1-1	Robert Morris	1-0
Georgia Tech	1-1	Rutgers.....	0-1
Hartford.....	1-0	Seton Hall	1-1
Illinois.....	1-0	South Dakota	2-0
Illinois-Chicago.....	10-1	Southeast Missouri	2-0
Illinois State.....	0-3	Southern.....	1-0
Indiana.....	1-3	Southern Illinois.....	4-0
Iowa.....	2-3	South Florida.....	0-1
Iowa State.....	1-2	Tennessee-Martin.....	1-0
IPFW.....	1-0	Texas Tech.....	0-1
Kansas State.....	1-1	Toledo.....	3-0
Kentucky.....	1-1	Tulsa.....	1-0
Loyola (Chicago)	11-1	Arkansas-Little Rock.....	1-0
LSU.....	0-1	Utah.....	1-0
Marquette.....	3-2	Valparaiso.....	12-1
Maryland.....	0-1	Virginia.....	2-0
Miami (Fla.)	1-0	Wake Forest.....	1-0
Miami (Ohio).....	1-0	Wisconsin.....	5-5
Mississippi Valley State	1-0	Wright State.....	12-0
Memphis.....	2-0	Youngstown State.....	10-0

BOLLANT'S CAREER COACHING RECORD

HEAD COACH

Illinois (2012-present)

Year	Record	Pct.	Big Ten	Postseason
2012-13	19-14	.576	9-7 (T-5th)	WNIT Quarterfinals
2013-14	9-21	.300	2-14 (12th)	None
2014-15	15-16	.484	6-12 (10th)	None
Two Years	43-51	.457	17-33 (.340)	

Green Bay (2007-2012)

Year	Record	Pct.	Horizon	Postseason
2007-08	26-6	.813	17-1 (1st)	WNIT First Round
2008-09	29-4	.879	18-0 (1st)	NCAA First Round
2009-10	28-5	.848	15-3 (1st)	NCAA Second Round
2010-11	34-2	.944	18-0 (1st)	NCAA Sweet 16
2011-12	31-2	.939	17-1 (1st)	NCAA Second Round
Five Years	148-19	.886	85-5 (.944)	

Bryan College (2002-2007)

Year	Record	Pct.	Appalachian	Postseason
2002-03	29-7	.805	18-4 (2nd)	NCCAA National Tournament
2003-04	28-5	.848	20-2 (2nd)	NAIA National Tournament
2004-05	26-8	.765	19-3 (2nd)	NAIA National Tournament; AAC Tournament Champions
2005-06	26-8	.765	17-3 (1st)	NAIA Sweet 16
2006-07	25-8	.758	16-2 (1st)	NAIA National Tournament
Five Years	134-36	.788	90-14 (.865)	

TOTAL **325-106** **.771** **192-52 (.786)**

ASSISTANT COACH

Indiana (2000-2002), Head Coach Kathi Bennett

Year	Record	Pct.	Postseason
2000-01	20-11	.645	WNIT Second Round
2001-02	17-14	.548	NCAA First Round Big Ten Tournament Champions

Evansville (1997-2000), Head Coach Kathi Bennett

Year	Record	Pct.	Postseason
1997-98	6-20	.231	
1998-99	19-11	.633	NCAA First Round
1999-00	23-7	.767	WNIT First Round

HIGH SCHOOL HEAD COACH

Tigerton High School (1994-1997)

Year	Record	Pct.	Postseason
1994-95	19-6	.760	Central Wisconsin Conference Champions
1995-96	22-3	.880	Central Wisconsin Conference Champions
1996-97	22-1	.956	Central Wisconsin Conference Champions

Assistant Coaching Record: 85-63 (.574)

High School Head Coaching Record: 63-9 (.875)

Overall Coaching Record: 473-178 (.726)



The Bollant family in Paris, France, 2015

THE BOLLANT FILE

Born: March 13, 1971

Hired: March 28, 2012

Hometown: Winona, Minn.

Family: Wife, Kari; Daughters, Abi and Regan

EDUCATION

College: Winona State University – B.S., business education
American Intercontinental University – M.S., education

COLLEGE COACHING EXPERIENCE

2012- Head Coach, University of Illinois
2007-12 Head Coach, University of Wisconsin-Green Bay
2002-07 Head Coach, Bryan College
2000-02 Assistant Coach, Indiana University
1997-2000 Assistant Coach, University of Evansville

COACHING HONORS

2012 Horizon League Coach of the Year
2011 Horizon League Coach of the Year
2009 Horizon League Coach of the Year
2008 Horizon League Co-Coach of the Year
2007 NAIA Region 6 Coach of the Year
2007 Appalachian Athletic Conference Coach of the Year
2005 NCCAA Regional Coach of the Year
2003 NCCAA Regional Coach of the Year

WHAT THEY'RE SAYING

"Matt is a great choice to lead the Illinois program. He will do a great job of building a program on and off the court that will make everyone associated with the University of Illinois proud."

— Bill Fennelly, Head Coach, Iowa State University

"I'm very happy for Matt. He's a first-class person. First and foremost, he's a very good guy. I have not coached against many tougher teams in my career than the Green Bay team we faced in the NCAA Tournament. Illinois made an excellent choice. I think he is a coach at the very top of our profession and I think he'll do a great job at Illinois."

— Matthew Mitchell, Head Coach, University of Kentucky

"Matt Bollant is a great hire for Illinois because of the regional connections he has in the Midwest. He's a coach that's similar to our associate head coach Vic Schaefer in getting a chance at his first BCS job. He'll do great in the Big Ten because his knowledge of the game is outstanding and he gets kids to play hard."

— Gary Blair, Head Coach, Texas A&M University



LAKALE MALONE

**ASSISTANT COACH/
RECRUITING COORDINATOR
FOURTH SEASON
INDIANA (1999)**

LaKale Malone is in her fourth season as the recruiting coordinator for the Fighting Illini and will begin her first season as the program's associate head coach. Malone's recruiting talents have seen the Illini sign back-to-back top-25 classes and record their best record since 2007 in 2012-13, reaching the quarterfinals of the Women's NIT. Malone now has reached the postseason in 10 of her 15 years as a college coach.

The 2014-15 season saw the Illini get off to one of the best starts that the Orange and Blue have seen in 12 years as the team went 5-0 and topped No. 9-ranked Kentucky in the non-conference portion of the year. Malone's recruiting talents were put on display as freshman Chatrice White made a major impact for the Illini on the floor. White broke the Illinois all-time freshman scoring and blocked shots records on her way to Big Ten All-Freshman Team honors.

In 2013-14, Malone mentored a young group of Illini players, helping them finish eighth in the nation in steals (11.0 per game) and 13th in turnover margin (+5.2 per game). Illinois also broke the school record for three-pointers made (202) for the second-straight season.

Malone helped guide the Illini to a fifth-place national ranking in steals per game (12.6) in 2012-13, breaking Big Ten records for steals in all games (417) and conference games (234). Illinois also broke school records for three-pointers made (184) and turnovers forced (773). The Orange and Blue finished tied for fifth in the Big Ten, their best finish in six years, and posted their first winning conference record in 10 years with a 9-7 mark in Big Ten play.

"LaKale Malone is a great addition to our staff," Bollant said on her hiring. "She has been a recruiting coordinator at BCS schools for over nine years and is highly respected by AAU and high school coaches. What I love most about her is that she has a great heart, both for our players and our staff. When I first talked to her, she said 'I want to get to know your vision because that's my vision.'"

Prior to joining the staff at Illinois, Malone played a big role in signing multiple top-25 classes under head coach Gail Goestenkors at Texas, including four McDonald's All-Americans. The Longhorns advanced to the NCAA tournament in all five seasons Malone was an assistant, and produced eight All-Big 12 and 11 Academic All-Big 12 honorees. She helped recruit WNBA draft pick Brittainey Raven and signed current Texas Longhorn, Chassidy Fussell, who was on the 2012 Wade Trophy Watch List.

Before her time in Austin, Malone was an assistant coach/recruiting coordinator for Connie Yori at the University of Nebraska from 2003-07, helping build that program to a national level. She spearheaded the signing of a top-25 recruiting class in 2007 and helped develop 2010 first team All-American and first-round WNBA draft pick Kelsey Griffin. The Huskers advanced to the postseason all four years she was on staff.

Malone also served as an assistant at Wagner College (2000-01) and Bradley University (2001-03).

A four-year letterwinner at Indiana University, Malone graduated in 1999 with a bachelor's degree in accounting and marketing. She also holds a master's degree in educational administration from the University of Nebraska.

THE MALONE FILE

Hometown: Murfreesboro, Tenn.

EDUCATION

Indiana University – B.S., accounting and marketing, 1999

University of Nebraska – M.S., educational administration, 2007

COACHING EXPERIENCE

2015-	Associate Head Coach/Recruiting Coordinator, University of Illinois
2012-15	Assistant Coach/Recruiting Coordinator, University of Illinois
2007-12	Assistant Coach, University of Texas
2003-07	Assistant Coach/Recruiting Coordinator, University of Nebraska
2001-03	Assistant Coach/Camp Coordinator, Bradley University
2000-01	Assistant Coach, Wagner College

PLAYING EXPERIENCE

1994-99	Indiana University
---------	--------------------





JODY MARTINEZ

ASSISTANT COACH
FIRST SEASON
BETHEL (1990)

Jody Martinez begins his first season with the Illini. He brings 17 years of head coaching experience with him, and he has led his teams to more than 400 wins in his head-coaching career.

“Jody is an outstanding basketball coach,” Bollant said of the new Illini assistant coach. “I’ve sat behind his bench and watched his team play several times, and I was incredibly impressed every time I watched his team play. He is a great addition to our staff and I know the Champaign-Urbana community will love him and his family.”

Martinez came to Illinois from Southeastern University, where he led the Fire to a 25-7 record in the 2014-15 season and guided the program to its first-ever NAIA Division II Women’s Basketball NIT. Prior to his stint at Southeastern, Martinez served as the head coach for the Bethel Pilots.

“On behalf of my family, I want to give thanks to Director of Athletics, Mike Thomas, Senior Associate Director of Athletics, Maria Ochoa Woods and Head Coach, Matt Bollant for this amazing opportunity to serve the Illinois Department of Athletics as an Assistant Coach for Women’s Basketball,” Martinez said of joining the staff. “Coaching is an opportunity to impact student-athlete’s lives in a positive way and I look forward to helping impact the players of the Illinois women’s basketball team. I am excited to join Coach Bollant and his staff and look forward to helping make this program one of the best teams in the Big Ten and in the nation.”

Martinez led the Lady Pilots to 20 or more wins in 15 of his 16 seasons at the helm of the program, and prior to his arrival in 1998, the program had never seen a winning season. Martinez guided the Lady Pilots to six NCCAA National Championship titles and made seven trips to the NAIA National Tournament including five elite eight appearances. His teams won three MCC regular season titles and an MCC tournament championship as well.

A member of the NCCAA and Bethel College halls of fame, Martinez began his basketball career as a standout for Bethel College. He finished his playing career as Bethel’s leader in points, rebounds, blocks, steals, field goal percentage and games played. His numbers still sit among the school’s top-10 and his 1,728 rebounds remain the program’s best.

Martinez played professionally in Mexico for a few seasons before returning to the sidelines at Bethel College. As an assistant for the men’s basketball team, Martinez helped lead the Pilots to two NCCAA National Championships. After spending some time in the high school realm, Martinez returned to Bethel College in 1998 as the head coach of the Lady Pilots.

With Illinois, Martinez will work specifically with post players in addition to assisting with recruiting efforts.

Martinez and his wife, Sonya, have two daughters, Hannah and Josalyn.

THE MARTINEZ FILE

Hometown: South Bend, Ind.

EDUCATION

Bethel College – B.A., accounting and business administration, 1990

Bethel College – B.S., secondary business education, 1993

Bethel College – M.S., ministries, 2006

COACHING EXPERIENCE

2015-	Assistant Coach, University of Illinois
2014-15	Head Coach, Southeastern University
2010-2014	Director of Athletics, Bethel College
1998-2014	Head Women’s Basketball Coach, Bethel College
1996-98	Head Boy’s Basketball and Boy’s Golf Coach, LaVille High School
1993-96	South Bend St. Joe High School basketball, football (asst.), and track & field coach
1991-93	Assistant Men’s Basketball Coach, Bethel College

PLAYING EXPERIENCE

1986-90	Bethel College
1990	Chihuahua Mexico

CHAMPIONSHIP TITLES (9)

- 6 NCCAA Division I Women’s Basketball National Championships
- Head Coach - Bethel College
- 2 NCCAA Division I Men’s Basketball National Championships
- Assistant Coach Bethel College
- 1 Indiana Football Class 3A Championship - Assistant Coach
-South Bend St. Joseph’s High School





TIANNA KIRKLAND

ASSISTANT COACH
FOURTH SEASON
FERRIS STATE (2002)

Tianna Kirkland begins her fourth season as an assistant coach at the University of Illinois. Kirkland came to Illinois after serving five seasons as an assistant at the University of Michigan. She has been a key factor in helping Illinois sign back-to-back recruiting classes and also helped guide the Illini to their best record since 2007 in 2012-13.

"Tianna has a very bright future here," Bollant said. "She's a great recruiter. AAU coaches just think she is fantastic. Her contacts and her ability to get players will make a huge impact at Illinois. I love her heart for others, her desire to serve, her passion to go after things and her charismatic personality."

Kirkland helped land consecutive signing classes ranked in the top 25, including high school All-Americans Chatrice White and Amarah Coleman in November 2013. She also helped the Illini finish eighth in steals in the nation (11.0 per game) and 13th in turnover margin (+5.2 per game) in 2013-14, while breaking the school record for three-pointers made (202) for the second-straight season.

White helped to prove Kirkland's recruiting talents as she became one of Illinois' most impactful players from the moment she stepped on campus. White set the Illinois all-time freshman records for scoring and blocked shots in her first season, and went on to play for the U.S. FIBA World Championship team during the summer. Kirkland helped lead the Illini to a 5-0 regular season start, which included a win over No. 9-ranked Kentucky.

Kirkland had a big hand in recruiting at Michigan. In her five years under head coach Kevin Borseth, the Wolverines consistently improved culminating in a bid to the NCAA Tournament in 2012. That marked the fourth post-season berth in five years for Michigan, having been invited to the WNIT three of the previous four, reaching the semifinals in 2010.

Kirkland's Big Ten ties also include serving as an assistant at Eastern Michigan under current Michigan State head coach Suzy Merchant for the 2006-07 season. The Eagles were 16-13 overall, 10-6 in the Mid-American Conference that year. Kirkland had an emphasis on coaching post players at EMU as well as overseeing the team's academics, post-season workouts and strength and conditioning activities.

Kirkland has had two other stops to her coaching career, spending two seasons as an assistant coach at Butler University (2004-06) and two years as a graduate assistant at Central Michigan University (2002-04).

A native of Flint, Mich., Kirkland graduated from Ferris State University in 2002 with a bachelor's degree in applied biology. Kirkland was a four-year letterwinner in basketball while also lettering in track and field. She was team's leading scorer and rebounder in her final two seasons, helping the Bulldogs to a combined 74-37 record and the program's first-ever NCAA Division II Tournament appearance in 2000. Her number, 42, has been retired by the school.

As a senior, Kirkland averaged 15.2 points and 9.7 rebounds per game, earning Women's Basketball Bulletin third-team All-American accolades, as well being named the Great Lakes Intercollegiate Athletic Conference (GLIAC) Player of the Year. Kirkland was also selected to the All-Great Lakes Region and GLIAC All-Defense first teams in her final season. She finished her career as the school's 10th-leading scorer (926 points), third-leading rebounder (705) and fourth in career field-goal percentage (.540, 350-of-648). She also left FSU ranked in the top 10 for blocks (fifth, 40) and free throws made (ninth, 226).

In track & field, Kirkland earned NCAA Division II All-America honors in the indoor and outdoor shot put and the discus in her final season. A two-time co-captain, Kirkland is the school record holder in all three events.

Kirkland also played for two semi-professional teams, the Flint Flames and Flint Monarchs.

THE KIRKLAND FILE

Hometown: Flint, Mich.

Family: Son, Gabriel

EDUCATION

Ferris State University – B.S., applied biology, 2002

COACHING EXPERIENCE

2012-	Assistant Coach, University of Illinois
2007-12	Assistant Coach, University of Michigan
2006-07	Assistant Coach, Eastern Michigan University
2004-06	Assistant Coach, Butler University
2002-04	Graduate Assistant, Central Michigan University

PLAYING EXPERIENCE

2011	Flint Monarchs
2010	Flint Flames
1997-2000	Ferris State University

PLAYING ACCOMPLISHMENTS

- Inducted into Ferris State Hall of Fame
- No. 42 jersey is retired
- 2001 Third-Team All-American, Division II Women's Basketball Bulletin
- 2001 First Team All-Great Lakes Region
- 2001 GLIAC Player of the Year



Tianna Kirkland with her son, Gabriel



HANNAH IVERSON

DIRECTOR OF OPERATIONS

SECOND SEASON

WISCONSIN-GREEN BAY (2012)

Hannah Iverson is in her second year as director of basketball operations at the University of Illinois after joining Matt Bollant's staff in June 2014. She handles all aspects of game scheduling, team travel, practice scheduling and special appearances, and is the staff's chief liaison with the rest of the Division of Intercollegiate Athletics.

Formerly a point guard under Bollant at Green Bay, Iverson spent the last two seasons as an assistant coach at Ashford University. She helped the Saints to the 2014 Association of Independent Institutions tournament championship, earning Ashford a berth in the NAIA Division II Women's Basketball Championship tournament, the first conference title and appearance in the NAIA D-II tournament in Saints history.

At Green Bay, Iverson finished with the fourth-most games started in school history while leading the Phoenix to one of its best four-year stretches ever. She helped Green Bay to a 122-13 record – including a 68-4 Horizon League mark – four NCAA Tournament berths and a trip to the Sweet 16 in 2011. She led the Horizon League in assist-to-turnover ratio in 2011-12,

THE IVERSON FILE

Hometown: Eau Claire, Wis.

Family: Husband, Ryan

EDUCATION

Ashford University – M.S., organizational management, 2014

Specialization: organizational leadership

University of Wisconsin-Green Bay – B.S., human biology, 2012

Minors: human development & biology

COACHING EXPERIENCE

2014– Director of Basketball Operations, University of Illinois

was sixth in steals per game and ninth in assists per game. She also was named to the Horizon League Honor Roll, earned the UWGB Chancellor's Leadership Medallion, was a two-time recipient of the UWGB University Leadership Award and the Patricia Hinckley Scholarship, and won the JoAnne Jennings Award in 2012.

Iverson was a McDonald's All-American nominee out of Eau Claire North High School and was a two-time Big Rivers Conference Player of the Year. She also was named to the Wisconsin Basketball Coaches Association Division 1 All-Star Game and earned MVP honors at the event.

She earned a bachelor's degree in human biology with an emphasis in health science and minors in human development and biology from UW-Green Bay in 2012. Iverson completed a master's degree in organizational management with a specialization in organizational leadership from Ashford in 2014.



The 2015 Women's Basketball Staff

WOMEN'S BASKETBALL SUPPORT STAFF



STEVEN COX
ACADEMIC COUNSELOR

Steven Cox joined the Irwin Academic Services office in August of 2015, where he serves as the academic counselor to the wrestling, women's basketball, and men's track and field teams. Steven most recently from the University of Wyoming athletic department where he served as an academic coordinator from 2012-2015. He worked with wrestling, men's and women's swimming

& diving, the men's and women's golf teams, and with the life skills program for all sports. In addition to his role in the athletic department, Steven also was an instructor on campus for the Synergy program teaching freshmen. Before Wyoming, Steven was a learning specialist at Ole Miss specifically with the football team, and before that he was an intern for student-athlete development working with every team at Ole Miss. Steven also was an instructor at Ole Miss on campus for freshmen students transitioning to college from high school.

Steven attended Ole Miss and earned his BA in history and his MA in higher education. Steven grew up in Madisonville, Kentucky. He is a member of the Hopkins County Central HS Athletic Hall of Fame and also an Eagle Scout. He and his wife Caroline, have one son Reece. They reside in Urbana.



SAM LAINGEN
ASSOCIATE ATHLETIC TRAINER

Laingen is in her fourth season as an associate athletic trainer at Illinois in 2014-15, working primarily with the women's basketball team. She also coordinates the Illini's athletic training aide program.


Laingen came to Illinois after serving as the head athletic trainer for Eastern Illinois University from 2009-12. She headed the coverage of the Panthers' women's basketball and volleyball teams, while also overseeing coverage of tennis, swimming and cheerleading. In 2012, Laingen was the chairperson of the Ohio Valley Conference Sports Medicine Committee.

Laingen is a 2001 graduate of the University of Cincinnati with a bachelor's degree in health promotion and education with an emphasis in athletic training. She received a master's degree in exercise science from Syracuse University in 2004.

She became an NATA-BOC certified athletic trainer in 2002 and is an Illinois Division of Professional Regulation licensed athletic trainer. Laingen has been an approved clinical instructor for the CAATE Accredited Athletic Training Program for the past seven years.

Laingen has had two other stops in her career, serving as assistant athletic trainer at Kansas State from 2004-06 and at Ohio State from 2006-09. At Kansas State, she worked with women's basketball and cheerleading. At Ohio State, she worked with men's soccer and softball.

Laingen and her husband, Chris, have a son, Kenny, and a daughter, Edy.



ZACK ZILLNER
STRENGTH AND CONDITIONING COACH

Zack Zillner joined the Illinois Strength and Conditioning staff from Southern Miss University where he worked as the Director of Strength and Conditioning for Men's Basketball.

Prior to his stint at Southern Miss., Zillner spent three years at Kansas as an Assistant Strength and Conditioning Coach.

While at Kansas, Zillner worked with women's soccer, softball, men's and women's golf and men's and women's track and field and cross country. He also assisted with men's and women's basketball, baseball and volleyball.

Zillner is a certified strength and conditioning specialist and is a member of the National Strength and Conditioning Association. He is also a member of the United States Weightlifting Association and the American Red Cross.

Zillner earned his bachelor's degree as an exercise specialist at Kansas in 2011.



JENNY DEWAR
ASSISTANT DIRECTOR OF ATHLETICS COMMUNICATION

Jenny Dewar begins her first year with Illinois Athletics Communications after spending five years at the University of Missouri. A native of Prospect Heights, Illinois, Dewar is currently the primary contact for Illinois Women's Basketball, Men's Golf and Soccer.

While at Mizzou, Dewar most recently worked with Women's Basketball and Women's Golf, in addition to being immersed in the credentialing operations for football. Dewar saw three postseason appearances with Mizzou Women's Basketball, and assisted with men's basketball game day operations.

In her time at Mizzou, Dewar also served as the contact for the soccer team as well as the gymnastics team. She hosted the 2011 Big 12 Gymnastics Championship in the Hearn Center and accompanied the team to the 2011 and 2012 NCAA Regional Championships.

Dewar graduated from the University of Illinois in 2010 with a degree in Broadcast Journalism and a minor in Spanish. As a student at Illinois, Dewar assisted with the softball program, accompanying the team to the 2010 NCAA Softball Regional Tournament in Columbia, Mo.



MIKE THOMAS

**DIRECTOR OF ATHLETICS
FIFTH YEAR AT ILLINOIS
COLORADO STATE, 1983**

Mike Thomas is in his fifth year at the University of Illinois in 2015-16 after being named the school's 18th director of athletics on Aug. 10, 2011, following six successful years as the director of athletics at the University of Cincinnati. A 30-year veteran of college athletics administration, Thomas is leading the Fighting Illini athletic program to national prominence.

In four years leading the Division of Intercollegiate Athletics at Illinois, Thomas has executed a number of major projects. Thomas launched the three-year, \$170 million State Farm Center renovation project – including a landmark 30-year, \$60 million corporate naming rights agreement that is the largest for a college-only venue in the country. In the three years since the start of the State Farm Center fund raising campaign, approximately \$100 million has been raised for the project. Construction started in winter 2014 and will be completed in full before the 2016-17 basketball season.

Thomas spearheaded a \$7.2 million project at Memorial Stadium that included a new video board, ribbon boards, auxiliary video boards, sound system and control room to enhance the fan experience at Illini football games. Along with head coach Mike Small, Thomas oversaw the fundraising for and construction of the \$5.5 million Lauritsen/Wohlers Outdoor Golf Practice Facility. In addition, the \$1.2 million second-phase renovation of Huff Hall, which featured a new floor and lower bowl bleachers among other upgrades, was completed in summer 2014. And in spring 2014, Thomas moved forward with two studies – renovating the south and east sides of Memorial Stadium and developing a master plan for Olympic sport venues – that were completed in the summer of 2015. In 2015, he led the effort to establish Grange Grove on the west side of Memorial Stadium as a popular tailgate destination for Fighting Illini football fans, and as a park-like area that can be used for hosting many different events throughout the year.

On the branding front, Thomas guided Illinois through an 18-month collaboration with Nike, completed in April 2014, that resulted in a new brand and identity system including new uniforms and consistent colors, logos, lettering and numerals. He also led a group that signed a 10-year agreement with Learfield Sports estimated to be worth more than \$60 million to become DIA's exclusive marketing partner and multimedia rights holder, and launched "Illinois. Our State. Our Team." as the theme for Fighting Illini athletics.

Under Mike Thomas' leadership, a new baseline trend of funding is taking place through the Illinois Renaissance of State Farm Center and within the I FUND scholarships. In 2011, average cash contributions were \$17 million and new business pledges totaled \$14 million annually. Heading into the 2015-16 season, contributions and investments are on an upward trajectory. Over the past three years, the average cash contributions are over \$25 million per year with an all-time high of \$29.2 million in 2014 and \$26.7 million in fiscal year 2015, the second-highest in Illinois history. Over the past three years, new business pledges have been \$77.5 million, \$29.4 million and \$25.9 million, with all three ranking in the top four all-time at Illinois.

Additionally, the launch of a new athletics development website, I FUND benefits, giving levels, and the new slogan "I AM THE I FUND" is re-energizing and invigorating donor support. I FUND Scholarships (annual giving program to support the scholarships of 500+ student-athletes) exceeded \$8 million in 2015, for the third-highest total in program history, surpassed only by the 2008 Rose Bowl season and the following year in 2009.

On the competitive front, Illini teams have compiled one NCAA championship, 10 Big Ten titles, and 13 individual NCAA titles during Thomas' four years at the helm. The spring of 2015 was especially fruitful, with baseball, men's golf, men's tennis and men's track and field all winning Big Ten titles to mark the first time since 1927 that four Illinois teams won spring conference titles. In 2012, Thomas' first year at Illinois, the Fighting Illini finished 21st overall in the Learfield Sports Directors' Cup standings, marking the program's second-best finish in the 22-year history of the award.

In the classroom, Fighting Illini student-athletes posted an impressive 3.25 overall GPA for the Fall 2014 semester and 3.24 for Spring 2015, up from 3.05 when Thomas arrived in 2011. Thirteen teams posted a perfect 1,000 in the NCAA Academic Progress Rate (APR) for the 2013-14 academic year – Baseball, Men's Basketball, Football, Men's Golf, Men's Tennis, Women's Basketball, Women's Cross Country, Women's Golf, Women's Gymnastics, Softball, Women's Swimming, Women's Tennis, and Volleyball – while seven earned the NCAA Public Recognition Award, a new school record, by ranking in the top 10 percent of their sport nationally for the four-year period ending with 2013-14: Baseball, Men's Golf, Women's Golf, Women's Gymnastics, Soccer, Volleyball, and Women's Tennis. For the fourth straight year, Fighting Illini student-athletes, coaches and staff completed over 7,000 hours of community service.

Prior to his move to Illinois, Thomas revamped and led a vibrant Cincinnati Bearcats athletic program from 2005-11, directing the school's launch into the Big East Conference and earning several Big East championships, as well as multiple Big East academic excellence awards.

In 2006, Thomas hired head football coach Brian Kelly and the Cincinnati football team made program history in the three following seasons by achieving a 34-6 record, consecutive Big East Championships and appearances in the Orange and Sugar Bowls. The 2009 season ended with UC finishing 12-0 and No. 3 in the final BCS rankings. Thomas also hired Butch Jones, who went on to ensure Cincinnati's dominance on the conference scene, sharing in a Big East title in 2011 and 2012.

Thomas brought back a Bearcat when he hired former UC assistant Mick Cronin as head men's basketball coach in 2006. Cronin returned the program to national prominence with appearances in the NCAA tournament the past four seasons.

UC grew to be one of the most recognized schools in the 16-member Big East for academic success and earning multiple Big East Academic Excellence Awards, including a league-high five Big East Academic Excellence Awards in 2009-10.

The overall APR of all Bearcats programs also increased during Thomas' tenure. In the final APR report from his tenure, five UC athletic teams earned perfect APR scores of 1,000, including men's basketball. In that same time period, the Graduate Success Rate (GSR) for student-athletes increased from 66 percent to 77 percent.

From 2006-11, UC's student-athletes emerged as community leaders, with annual community service hours growing from 1,000 to over 5,500.

On the external side, the University of Cincinnati grew at a tremendous rate. Thomas increased UC's athletic department budget 20 percent, while simultaneously reducing the annual operating deficit by more than \$6 million.

UC established single-season attendance and revenue records for football in each of the three seasons from 2008-10. Football attendance skyrocketed, with season-ticket package sales exploding by 277 percent since 2006 and resulting in record football revenues.

In terms of donor development, membership in UCATS increased by almost 300 percent during Thomas' tenure and the department raised \$70 million during his arrival. Thomas raised private funds and built the Sheakley Athletics Center, providing football and other UC athletic teams much needed additional practice and competitive space.

In 2008-09, Thomas revamped UC's multimedia rights partnership, reaching an agreement with IMG College for a new multimedia rights partnership, increasing overall revenues in this area by over \$17 million.

Prior to taking the athletic director position at UC, Thomas spent five years as the Director of Athletics at the University of Akron and seven years as associate athletics director at the University of Virginia, an institution known for achieving impressive success both academically and athletically, before bringing that model to Akron. Virginia finished in the Top 25 in the Director's Cup in each year of Thomas' tenure there while at the same time finishing in the Top 10 nationally in student-athlete graduation rates.

Under Thomas' direction, Akron rose from last place to second among Mid-American Conference schools in the Director's Cup annual rankings. Simultaneously, Akron vaulted from last to second place in the MAC Academic Achievement Awards. Thomas increased the financial base of the Akron athletics program through increasing corporate sponsorship levels by 750 percent and boosted annual giving to athletics to its highest level in the school's history. Community support was rallied, with record increases shown in both football and basketball attendance.

During this time period, the Zips won their first and only MAC football championship and participated in the program's lone FBS bowl game in history. Thomas' hire of men's basketball coach Keith Dambrot led to unparalleled success on the hardwood with Dambrot's program becoming one of the most successful in the MAC over the past 11 seasons, including eight postseason appearances. While at Akron, support services and facilities for academic support for student-athletes were significantly improved, resulting in jumps in grade point averages and graduation rates of UA student-athletes.

During his career in collegiate athletics, Thomas has coordinated approximately \$360 million in facility construction and renovation, including \$25 million in capital improvements at Akron that featured a new indoor fieldhouse and golf facility, a football practice complex, and a softball facility. He also spearheaded the new on-campus football stadium and was instrumental in the development and launching stages of the \$61 million facility, which opened in September of 2009.

At Virginia, Thomas served as a member of the senior staff and was sport oversight for eight programs. He served as the department liaison for the \$86 million renovation to UVA's football stadium and oversaw several other capital projects. In addition, Thomas served as the Chair of the Atlantic Coast Conference Men's and Women's Swimming and Diving Committee and also served on the ACC Sportsmanship Committee.

Recognized for his administrative acumen by his peers, Thomas has served on several national and conference committees, including the NCAA Division I Championship/Sports Management Cabinet (where he also served as the NCAA men's basketball liaison to the cabinet and as a member of the cabinet's four-person Administrative Committee) and the NCAA Men's Basketball Issues Committee. Thomas also previously chaired the Big East Championship and Competition Committee and served as a member of the NCAA Division I Championships/Competition Cabinet, the NCAA Division I Women's Basketball Issues Committee, the NCAA Division I Academics/Eligibility/Compliance Cabinet, the NCAA Postseason Bowl Licensing Subcommittee and the Division IA Athletics Director's Association Legislative Review Committee. He presently serves on the Big Ten Legislative Review Committee, United States Tennis Association (USTA) Athletic Director Advisory Committee and is Co-Chair of the annual Collegiate Sports Summit.

Twice during his career, Thomas has received distinction for his efforts and dedication as a director of athletics, garnering the General Robert R. Neyland Outstanding Athletics Director Award in 2005 at Akron and then again in April of 2008 at Cincinnati. He has been recognized by the Cincinnati Sports Professionals Network as the 2009-10 Sports Executive of the Year.

Prior to his experience at Virginia, Thomas spent seven years at the University of Denver as assistant athletic director for internal operations, serving as chief financial officer and overseeing the departments of compliance, merchandising, and facilities. He began his athletic administration career at the University of Iowa as an administrative and operations intern.

Thomas received his bachelor's degree in business administration from Colorado State University in 1983, and his master's degree in athletic administration from Western Illinois University in 1986. He and his wife, Jenifer, have four children: Vince, Joey, Mick and Meredith.

ILLINOIS ATHLETIC DIRECTOR HISTORY

1892-94	Edward K. Hall
1894-95	Fred D. Dodge
1895-98	Henry H. Everett
1898-1901	Jacob K. Shell
1901-36	George A. Huff
1936-41	Wendell S. Wilson
1941-66	Douglas R. Mills
1966-67	Leslie Bryan (interim)
1967-72	E.E. (Gene) Vance
1972	Charles E. Flynn (interim)
1972-79	Cecil N. Coleman
1979	Ray Eliot (interim)
1980-88	Neale R. Stoner
1988	Ronald E. Guenther (interim)
1988	Dr. Karol A. Kahrs (interim)
1988-91	John Mackovic
1991-92	Robert Todd (interim)
1992-2011	Ronald E. Guenther
2011-	Michael J. Thomas

DIA ADMINISTRATION / WOMEN'S BASKETBALL SUPPORT STAFF



Jason Lener
Executive Senior Associate
Athletics Director



Maria Woods
Senior Associate Athletics
Director / SWA



Rick Darnell
Senior Associate Athletics
Director / Development



Warren Hood
Senior Associate Athletics
Director



Paul Kowalczyk
Senior Associate Athletics
Director



Mike Waddell
Senior Associate Athletics
Director / External Relations



Susan Young
Senior Associate Athletics
Director



Kent Brown
Associate Athletics Director
Communications



Zach Goines
Associate Athletics Director
Development



Jason Heggemeyer
Associate Athletics Director
Ticketing



Howard Milton
Associate Athletics Director
Development



Keiko Price
Associate Athletics Director
Academic Services



Ryan Squire
Associate Athletics Director
Compliance



Kevin Ullestad
Associate Athletics Director
State Farm Center



Chris Span
Faculty Representative



Matthew Wheeler
Faculty Representative



Chris Andrews
General Manager
Fighting Illini Sports Properties



Dustin Boyer
Assistant Director of
Premium Seating



Stephanie Horvath
Director of
Sports Nutrition




Bobbi Busboom
Asst. Director of Development/
Premium Seating



Terry Conlon
Director of Concessions



Tom Divan
State Farm Center
Operations



Karl Feak
Assistant Director of
Sports Marketing



Haven Fields
Associate Director of
Development



Rebecca Fuhrer
Assistant Ticket Manager



Dr. Robert Gurtler
Head Team Physician
Orthopedic Physician



Barry Houser
Director of Marching Illini and
Athletic Bands



Kathy Hug
Assistant Athletics Director



LaShae Hughes-McCray
Office Manager



Dee Brown
Special Assistant to the
Athletics Director

DIA ADMINISTRATION / WOMEN'S BASKETBALL SUPPORT STAFF



Chris Byron
Assistant AD/Compliance/
Eligibility & Financial Aid



Kathy Kaler
Asst. Director of Academic
Services/Student Development



Marty Kaufmann
Assistant Athletics Director
External Relations & Licensing



Maria Kenner
Assistant Director of
Development



Dan Longo
Athletics Communication
Graduate Assistant



Dr. Amy MacDougall
Team Physician



John Marquardt
State Farm Center
Event Management



Katie McKinney
Director of Varsity Room



Derryl Myles
Assistant Athletics Director
Video Services



Bill Nesnidal
Assistant Director of
Development



Kevin Southworth
Assistant Director
Video Services



Kathy Plunk
Marketing Communications
Coordinator - AD Office



Eduardo Diazmunoz
Creative Director



Rick Raven
Equipment Manager



Stephanie Record
Cheerleading Coach



Nick Rogers
Assistant Athletics Director
IT Services



Eva Schmidt
Assistant Director for Special
Events/Development



Paul Schmidt
Director of Sports
Medicine



Holly Stalcup
Assistant Athletics Director
Event Management



Brad Swanson
Director of Marketing



Chris Tuttle
Director of
Varsity I Association



Carrie Ummel
Assistant Athletics Director
Development



Sue Walker
State Farm Center
Event Management



Brian Walsh
Summer Camps & Clinics



Debby Willard
Academic Services



Lenny Willis
Director of Facilities

2015-16 ATHLETIC BOARD

Alumni Members

Jeanne Bauer
Anne Perry
Audwin Rowe
Richard Stockton

Faculty Members

Kelly Bost
Kathryn Clancy
Adrienne Dixon
Michael LeRoy
Michael Raycraft
Tom Ulen, chair

Faculty Athletic Representatives

Christopher Span
Matthew Wheeler

Student Members

Nicole Evans
Hannah Taylor

Ex-Officio Members

Mike Bass
Mike DeLorenzo
Mike Thomas

UNIVERSITY ADMINISTRATION


TIMOTHY L. KILLEEN
PRESIDENT

Timothy L. Killeen was named as the 20th president of the University of Illinois in November 2014 following a national search. He assumed office on May 18, 2015.

Beginning in 2012, he served as vice chancellor for research and president of the Research Foundation at the State University of New York, one of the nation's

largest higher education systems with 64 campuses, 465,000 students, 88,000 faculty, and more than 7,600 degree and certificate programs.

As president of SUNY's Research Foundation, Killeen was head of the nation's largest, most comprehensive university-connected research foundation, administering about \$900 million annually across SUNY's 29 state-supported research campuses. In his dual role as vice chancellor for research, he was at the center of SUNY's strategy for research growth and works with campus leaders to increase basic, clinical and translational research.

Before joining SUNY, he served for four years as assistant director for the geosciences at the National Science Foundation. He also has served as Lyall Research Professor at the University of Colorado, as director and senior scientist for the National Center for Atmospheric Research, and spent more than 20 years as a faculty member and researcher at the University of Michigan, where he also served as associate vice president for research.

He was elected to the National Academy of Engineering in 2007. Killeen is a member and past president of the American Geophysical Union and a member of the American Meteorological Society, the American Association for the Advancement of Science, and the New York Academy of Sciences.

A leading researcher in geophysics and space sciences, Killeen received his bachelor's degree and Ph.D. at University College London, where he earned his doctoral degree in atomic and molecular physics at the age of 23. He is a U.S. citizen and a native of Wales. His research has earned three achievement awards from the National Aeronautics and Space Administration, and he has received awards for teaching and research excellence from the University of Michigan College of Engineering. He has authored more than 150 publications in peerreviewed journals, along with more than 300 other publications and papers.

Killeen's wife, Roberta M. Johnson, was executive director of the National Earth Science Teachers Association and a clinical professor in the Department of Atmospheric and Environmental Sciences at the State University of New York at Albany. They have three children.


BARBARA WILSON
INTERIM CHANCELLOR

Barbara Wilson is the interim chancellor of the University of Illinois at Urbana-Champaign. In this role, she serves as the chief executive officer for the campus and is responsible for leading the faculty, staff and students of one of the nation's original land grant universities. She was appointed to this role on August 12, 2015.

Dr. Wilson has been a member of the Illinois faculty for 15 years, most recently as the Harry E. Preble Dean of the campus' College of Liberal Arts and Sciences, a role she continues to hold. Dr. Wilson's academic home is in the Department of Communication, where she is the Kathryn Lee Baynes Dallenbach Professor and served as department head.

Prior to her 2014 appointment as dean, Dr. Wilson spent five years in the Office of the Provost, providing campus leadership on strategic and financial planning, faculty hiring, training and promotion, and innovative academic programs. She served as vice provost for academic affairs and later, as the executive vice provost for faculty and academic affairs.

Dr. Wilson is an elected fellow of the International Communication Association and her scholarly work is extensively published, with dozens of books, chapters and articles on a wide range of issues involving the social and psychological effects of media on children. Before joining the Illinois faculty, Wilson worked as a professor of communication at the University of California, Santa Barbara. During that time she served as director of graduate studies for the Department of Communication. She earned her bachelor's degree in journalism and her master's degree and PhD in communication arts from the University of Wisconsin-Madison.

Dr. Wilson is a native of Appleton, WI. Her spouse, John Lammers, is a senior faculty member in the Department of Communication. They have two children and reside in Champaign.

2015-16 BOARD OF TRUSTEES

Governor Bruce Rauner
 Ricardo Estrada
 Karen Hasara
 Patricia Brown Holmes
 Patrick J. Fitzgerald
 Dr. Timothy N. Koritz
 James D. Montgomery

Ramón Cepeda
 Edward L. McMillan, chair
 Jill B. Smart
 Jaylin D. McClinton, student
 Jauwan Hall, student
 Dominique Wilson, student



THE FIGHTING ILLINI

2015-16 Roster	26
Roster Breakdown	26
Sophomore Kennedy Cattenhead	27
Senior Eriel Davis	28
Redshirt Senior Sarah Hartwell	29-30
Sophomore Brooke Kissinger	31
Redshirt Senior Simone Law	32
Sophomore Ashley McConnell	33-34
Redshirt Senior Kyley Simmons	35-36
Sophomore Chatrice White	37
Freshman Jaelyne Kirkpatrick	38
Freshman Cierra Rice	38
Freshman Alex Wittinger	39
Student Managers	39

2015-16 ROSTER

NUMERICAL ROSTER

No.	Player	Pos.	Ht.	Elig.	Hometown/High School/Prev. College	Pronunciation
0	Sarah Hartwell	G	5-10	r-Sr.	Tacoma, Wash./Bellarmine Prep/Georgia Tech	
4	Simone Law	F	6-0	r-Sr.	South Holland, Ill./Marian Catholic/Loyola (Ill.)	
5	Cierra Rice	G	5-9	Fr.	Grosse Pointe, Mich./Grosse Point	SEE-air-uh
12	Ashley McConnell	G	5-9	Jr.	Palatine, Ill./Fremd	
13	Eriel Davis	G	5-7	Sr.	Danville, Ill./Danville	AIR-ee-el
15	Kyley Simmons	G	5-7	r-Sr.	Council Bluffs, Iowa/Lewis Central/Missouri	
21	Brooke Kissinger	G	5-7	So.	Minden, Neb./Minden	
23	Jaelyne Kirkpatrick	G	5-7	Fr.	Oakville, Ontario/St. Ignatius of Loyola	JAY-lynn
25	Kennedy Cattenhead	G	5-10	r-So.	Bolingbrook, Ill./Bolingbrook	
32	Chatrice White	C	6-3	So.	Shelby, Neb./Shelby-Rising City	shuh-TREECE
34	Alex Wittinger	F	6-1	Fr.	Delano, Minn./Delano	

ALPHABETICAL ROSTER

No.	Player	Pos.	Ht.	Elig.	Hometown/High School/Prev. College	Pronunciation
25	Kennedy Cattenhead	G	5-10	r-So.	Bolingbrook, Ill./Bolingbrook	
13	Eriel Davis	G	5-7	Sr.	Danville, Ill./Danville	AIR-ee-el
0	Sarah Hartwell	G	5-10	r-Sr.	Tacoma, Wash./Bellarmine Prep/Georgia Tech	
23	Jaelyne Kirkpatrick	G	5-7	Fr.	Oakville, Ontario/St. Ignatius of Loyola	JAY-lynn
21	Brooke Kissinger	G	5-7	So.	Minden, Neb./Minden	
4	Simone Law	F	6-0	r-Sr.	South Holland, Ill./Marian Catholic/Loyola (Ill.)	
12	Ashley McConnell	G	5-9	Jr.	Palatine, Ill./Fremd	
5	Cierra Rice	G	5-9	Fr.	Grosse Pointe, Mich./Grosse Point	SEE-air-uh
15	Kyley Simmons	G	5-7	r-Sr.	Council Bluffs, Iowa/Lewis Central/Missouri	
32	Chatrice White	C	6-3	So.	Shelby, Neb./Shelby-Rising City	shuh-TREECE
34	Alex Wittinger	F	6-1	Fr.	Delano, Minn./Delano	

COACHING STAFF

Head Coach:	Matt Bollant (fourth season at Illinois, 14th overall)
Associate Head Coach:	LaKale Malone (fourth season)
Assistant Coach:	Tianna Kirkland (fourth season)
Assistant Coach:	Jody Martinez (first season)
Director of Basketball Operations:	Hannah Iverson (second season)
Athletic Trainer:	Sam Laingen (fourth season)
Strength & Conditioning Coach:	Zack Zillner (second season)

ROSTER BREAKDOWN

BY ELIGIBILITY

Seniors (4): Davis, Hartwell, Law, Simmons
Juniors (1): McConnell
Sophomores (3): Cattenhead, Kissinger, White
Freshmen (3): Kirkpatrick, Rice, Wittinger

BY POSITION

Guards (8): Cattenhead, Davis, Hartwell, Kirkpatrick, Kissinger, McConnell, Rice, Simmons
Forwards (2): Law, Wittinger
Center (1): White

BY STATE

Illinois (4): Cattenhead, Davis, Law, McConnell
Nebraska (2): Kissinger, White
Iowa (1): Simmons
Michigan (1): Rice
Minnesota (1): Wittinger
Ontario, Canada (1): Kirkpatrick
Washington (1): Hartwell



25 KENNEDY CATTENHEAD

5-10 // REDSHIRT-FRESHMAN // GUARD

BOLINGBROOK, ILL.

BOLINGBROOK H.S.

CAREER BESTS

Pts: 5 (vs. Nebraska, 3/5/15)
Rebs: 4 (vs. Southern, 11/23/14)
FGM: 2 (2x, last at Indiana, 2/11/15)
FGA: 6 (vs. Nebraska, 3/5/15)
FTM: 2 (vs. Nebraska, 3/5/15)
FTA: 2 (4x, last vs. Nebraska, 3/5/15)
3FGM: 1 (2x, last vs. Nebraska, 3/5/15)
3FGA: 4 (vs. Nebraska, 3/5/15)
Ast: 2 (vs. Southern, 11/23/14)
Blk: 1 (vs. IPFW, 11/14/14)
Stl: 5 (Nebraska, 3/5/15)
Min: 16 (vs. Southern, 11/23/14)

HONORS

2015 Winter Academic Honor Roll

AT ILLINOIS

2014-15 – REDSHIRT FRESHMAN: Appeared in 22 games for the Illini averaging almost six minutes per game...Played a career-high 16 minutes against Southern on Nov. 23, also grabbing a career-best four rebounds in the game...Hit her first career three-pointer at Valparaiso on Dec. 13...Recorded three points, one rebound, one steal and one block against IPFW in her Illini debut (11/14)

2013-14 – FRESHMAN: Redshirted the season after suffering a knee injury in July 2013.

HIGH SCHOOL

Ranked the No. 14 point guard and the No. 84 player nationally in the class of 2013 by Collegiate Girls Basketball Report ... Ranked a three-star prospect by ESPN HoopGurlz ... First-team All-State selection by the Illinois Basketball Coaches Association in 2013 ... Named special mention All-State in 2013 by the Chicago Tribune and Champaign News-Gazette ... Led Bolingbrook to a berth in the IHSA Class 4A supersectional before falling to Whitney Young ... Was a 2012 IBCA All-State special mention selection as the only junior in the starting lineup for a Bolingbrook team that reached the IHSA Class 4A supersectional before losing an epic game to Whitney Young ... High school teammates with fellow Illini Taylor Tuck at Bolingbrook ... High school coach was Anthony Smith.

PERSONAL

Born on Aug. 23, 1995 ... Daughter of Barbara Lewis-Ware and Eric Ware, and Dennis Cattenhead ... Plans to major in community health ... Future plans are to be college basketball coach ... Served on the graduation committee at Bolingbrook during her senior year ... Regularly did volunteer work throughout her high school career ... Enjoys cooking and shopping.

CATTENHEAD GAME-BY-GAME

2014-15 // REDSHIRT FRESHMAN

Date	Opponent	GS	MIN	FG-A	3P-A	FT-A	REB	PF	A	TO	BL	ST	PTS
11/14	IPFW	9	1-1	0-0	1-2	1	0	0	0	1	1	3	
11/18	Robert Morris	14	1-2	0-0	0-1	1	2	0	1	0	0	2	
11/20	Memphis	4	0-1	0-0	0-0	0	0	0	2	0	0	0	
11/23	Southern	16	0-3	0-0	1-2	4	0	2	0	0	2	1	
11/27	vs. Kentucky	3	0-0	0-0	0-1	0	3	0	2	0	0	0	
11/28	vs. USF	13	0-3	0-1	0-0	1	1	1	1	0	0	0	
11/29	vs. Oklahoma	2	0-0	0-0	0-0	0	1	0	0	0	0	0	
12/3	Virginia	4	0-0	0-0	0-0	1	0	1	1	0	0	0	
12/6	at Southern Ill.	11	2-3	0-0	0-0	3	0	1	1	0	1	4	
12/9	at Seton Hall					DNP							
12/13	at Valparaiso	3	1-2	1-1	0-2	0	0	0	0	0	0	3	
12/22	Murray State	10	0-0	0-0	0-0	3	0	0	0	0	0	0	
12/28	Purdue					DNP							
1/4	at Penn State	1	0-0	0-0	0-0	0	0	0	0	0	0	0	
1/8	Iowa					DNP							
1/11	Nebraska					DNP							
1/15	at Michigan State					DNP							
1/18	at Maryland	1	0-0	0-0	0-0	0	0	0	1	0	0	0	
1/22	Northwestern					DNP							
1/26	at Michigan	1	1-1	0-0	0-0	0	0	0	1	0	0	2	
1/29	at Nebraska	2	0-0	0-0	0-0	0	0	0	1	0	0	0	
2/1	Wisconsin	3	0-0	0-0	0-0	0	0	1	0	0	0	0	
2/5	Minnesota	1	0-0	0-0	0-0	1	0	0	0	0	0	0	
2/8	at Northwestern					DNP							
2/11	at Indiana	11	2-5	0-1	0-0	3	0	1	1	0	0	4	
2/14	Ohio State	2	0-0	0-0	0-0	1	0	0	1	0	0	0	
2/17	at Rutgers	4	0-0	0-0	0-0	1	1	0	1	0	0	0	
2/21	at Purdue					DNP							
2/25	Michigan State					DNP							
2/28	Michigan	1	0-0	0-0	0-0	0	0	0	0	0	0	0	
3/5	Nebraska	13	1-6	1-4	2-2	3	0	0	1	0	5	5	



CATTENHEAD'S CAREER STATISTICS

YEAR	G-GS	MIN/AVG	FGM-FGA/%	3PM-3PA/%	FTM-FTA/%	REB/AVG	PF/DQ	A	TO	B	ST	PTS/AVG
2014-15	22-0	129/5.9	9-27/.333	2-7/.286	4-10/.400	23/1.0	8/0	7	15	1	9	24/1.1
TOTAL	22-0	129/5.9	9-27/.333	2-7/.286	4-10/.400	23/1.0	8/0	7	15	1	9	24/1.1

CATTENHEAD'S CAREER BIG TEN STATISTICS

YEAR	G-GS	MIN/AVG	FGM-FGA/%	3PM-3PA/%	FTM-FTA/%	REB/AVG	PF/DQ	A	TO	B	ST	PTS/AVG
2014-15	10-0	27/2.7	3-6/.500	0-1/.000	0-0/.000	6/0.6	1/0	2	6	0	0	6/0.6
TOTAL	16-7	270/16.9	23-68/.338	7-31/.226	12-13/.923	8-14-22/1.4	17/0	16	17	1	10	65/4.1



13 ARIEL DAVIS

5-7 // SENIOR // GUARD

DANVILLE, ILL.

DANVILLE H.S.

CAREER BESTS

Pts: 2 (vs. Cleveland St, 11/18/12)
Rebs: 1 (vs. Evansville, 11/11/12)
FGM: 1 (vs. Cleveland St, 11/18/12)
FGA: 2 (vs. Cleveland St, 11/18/12)
FTM: -
FTA: -
3FGM: -
3FGA: 1 (2x, last vs. Cleveland St, 11/18/12)
Ast: -
Blk: -
Stl: -
Min: 2 (at Kansas State, 3/30/13)

AT ILLINOIS

2012-13 – SOPHOMORE: Played in eight games, recording two points and one rebound in nine minutes of action.

2011-12 – FRESHMAN: Was enrolled at the University of Illinois but was not a member of the team.

HIGH SCHOOL

Named a BlueStar All-Star in 2010 after averaging 17.6 points per game and 13.3 rebounds per game...Was a three-time All-Area selection...Scored over 1,000 points for her career ...Averaged 19.3 points and 14.7 rebounds per game in 2010-11, her senior season at Danville...Totaled 335 career steals: 95 in 2008, 77 in 2009, 75 in 2010 and 88 in 2011...Started every game of her last three seasons at Danville...Helped the Vikings to a Big 12 championship and an IHSA Class 3A regional title in 2008 as a freshman...Played one season for the Indy Speice Lady Gym Rats club team...Four-year letterwinner.

PERSONAL

Born Aug. 17, 1993...Parents are Edgar and Terri Davis...Has two brothers, Elijah and Emersen, and a sister, Emone...Working towards a masters degree in recreation, sport and tourism...Member the Mannie Jackson Illinois Academic Enrichment & Leadership Program, the Fellowship of Christian Athletes and served as homecoming queen during her time at Danville High School...Hobbies include knitting and crocheting...her younger sister competes on the Illinois Track & Field team...Lists Kevin Durant as her favorite athlete.



DAVIS GAME-BY-GAME

2012-13 // SOPHOMORE

Date	Opponent	GS	MIN	FG-A	3P-A	FT-A	REB	PF	A	TO	BL	ST	PTS
11/11	Evansville		1	0-1	0-1	0-0	1	1	0	0	0	0	0
11/15	Bradley						DNP						
11/18	Cleveland St.		1	1-2	0-1	0-0	0	0	0	0	0	0	2
11/23	vs. Tulsa						DNP						
11/24	vs. Iowa State						DNP						
11/29	Wake Forest						DNP						
12/1	Colorado						DNP						
12/5	at Texas Tech		1	0-0	0-0	0-0	0	0	0	0	0	0	0
12/9	at Memphis						DNP						
12/12	Oregon		1	0-0	0-0	0-0	0	0	0	0	0	0	0
12/21	Illinois State						DNP						
12/28	Georgia						DNP						
1/2	Purdue						DNP						
1/6	at Ohio State						DNP						
1/10	at Northwestern		1	0-0	0-0	0-0	0	0	0	0	0	0	0
1/13	Michigan State						DNP						
1/17	at Nebraska						DNP						
1/20	Northwestern						DNP						
1/28	at Minnesota						DNP						
1/31	Iowa						DNP						
2/3	at Wisconsin						DNP						
2/7	at Michigan						DNP						
2/10	Minnesota						DNP						
2/18	at Wisconsin		1	0-1	0-0	0-0	0	0	0	0	0	0	0
2/20	at Penn State						DNP						
2/23	Indiana						DNP						
2/28	Ohio State						DNP						
3/3	at Purdue						DNP						
3/7	Wisconsin						DNP						
3/21	Miami (Ohio)		1	0-1	0-0	0-0	0	0	0	0	0	0	0
3/25	Eastern Illinois						DNP						
3/28	at Toledo						DNP						
3/30	at Kansas State		2	0-0	0-0	0-0	0	0	0	1	0	0	0

DAVIS' CAREER STATISTICS

YEAR	G-GS	MIN/AVG	FGM-FGA/%	3PM-3PA/%	FTM-FTA/%	REB/AVG	PF/DQ	A	TO	B	ST	PTS/AVG
2012-13	8-0	9/1.1	1-5/2.00	0-2/0.00	0-0/0.00	1/0.1	1/0	0	1	0	0	2/0.3
TOTAL	8-0	9/1.1	1-5/2.00	0-2/0.00	0-0/0.00	1/0.1	1/0	0	1	0	0	2/0.3

DAVIS' CAREER BIG TEN STATISTICS

YEAR	G-GS	MIN/AVG	FGM-FGA/%	3PM-3PA/%	FTM-FTA/%	REB/AVG	PF/DQ	A	TO	B	ST	PTS/AVG
2012-13	2-0	2/1.0	0-1/0.00	0-0/0.00	0-0/0.00	0/0.0	0/0	0	0	0	0	0/0.0
TOTAL	2-0	2/1.0	0-1/0.00	0-0/0.00	0-0/0.00	0/0.0	0/0	0	0	0	0	0/0.0



O SARAH HARTWELL

5-10 // REDSHIRT-SENIOR // GUARD

TACOMA, WASH.

BELLARMINE PREP

GEORGIA TECH UNIVERSITY

CAREER BESTS

Pts: 18 (at Bradley, 11/0/13)
Rebs: 9 (vs. SIU, 11/21/13)
FGM: 8 (at Bradley, 11/8/13)
FGA: 14 (vs. Valparaiso, 11/12/13)
FTM: 12 (vs. Alcorn St., 11/17/13)
FTA: 14 (vs. Alcorn St., 11/17/13)
3FGM: 3 (at Northwestern, 1/15/14)
3FGA: 4 (2x, last at Northwestern, 1/15/14)
Ast: 7 (vs. SIU, 11/21/13)
Blk: 1 (3x, last at Northwestern, 1/15/14)
Stl: 4 (2x, last vs. Colorado, 12/7/13)
Min: 44 (vs. Wisconsin, 1/3/14)

HONORS

2015 Winter Academic Honor Roll

AT ILLINOIS

2014-15 – REDSHIRT-JUNIOR: Appeared in 14 games for the Illini throughout the season...Shot 75-percent from the free throw line for the season...Hit her first three-pointer of the season against Minnesota (Feb. 5), giving her a season-high three points.

2013-14 – REDSHIRT-SOPHOMORE: Played in 30 games on the season, starting 20 ... Averaged 6.3 points, 2.1 assists and 1.8 rebounds per game ... Ranked third on the team in assists ... Scored 12 points, all in the second half, in Illinois' 61-51 win at Michigan St. (Jan. 23) ... Led the team in assists in seven of the first 10 games of the season ... In her first game as an Illini, shot 8-of-10 from the field and scored a career-best 18 points in 22 minutes at Bradley (Nov. 8) ... Academic All-Big Ten honoree.

2012-13 – SOPHOMORE: Sat out the season in accordance with NCAA transfer rules.

AT GEORGIA TECH

2011-12 – FRESHMAN: Appeared in 10 games for the Sweet 16-qualifying Yellow Jackets, who finished the season No. 10 in the coaches poll ... Scored two points and grabbed four rebounds in 38 total minutes.

HIGH SCHOOL

Named MVP of the Narrows League (4A) as a junior and senior, leading Bellarmine Prep to three straight league championships ... Bellarmine placed fourth in the state in 2010 and sixth in the state in 2011 ... Rated a four-star prospect by HoopGurlz and the 29th-best guard in the class of 2011 ... Earned The Narrows League 4A Freshman of the Year in 2008 and first-team all-league in 2009, '10 and '11 ... Three-year captain ... Four-time defensive award honoree ... Averaged 15.8 points, 4.8 rebounds, and 3.6 assists per game and scored at least 20 points nine times during her senior year ... Earned the Narrows League Academic Award ... Helped Bellarmine to back-to-back state titles in track & field in 2008 and 2009, running on the state champion 4x100-meter relay both years and the state champion 4x400-meter relay in 2009.



HARTWELL'S CAREER STATISTICS

YEAR	G-GS	MIN/AVG	FGM-FGA/%	3PM-3PA/%	FTM-FTA/%	REB/AVG	PF/DQ	A	TO	B	ST	PTS/AVG
2011-12	10-0	38/3.8	1-5/200	0-1/0.000	0-0/0.000	3-1-4/0.4	6/0	0	7	0	1	2/0.2
2012-13	Redshirted season											
2013-14	30-20	680/22.7	67-176/38.1	17-58/29.3	39-49/79.6	18-36-54/1.8	56/1	62	58	3	31	190/6.3
2014-15	14-0	43/3.1	3-11/27.3	1-4/25.0	3-4/75.0	6/0.4	8/0	2	3	0	3	10/0.7
TOTAL	44-20	723/16.4	70-187/37.4	18-62/29.0	42-53/79.2	60/1.4	64/1	64	61	3	34	200/4.5

*2011-12 statistics are from Georgia Tech and are not counted in career totals

HARTWELL'S CAREER BIG TEN STATISTICS

YEAR	G-GS	MIN/AVG	FGM-FGA/%	3PM-3PA/%	FTM-FTA/%	REB/AVG	PF/DQ	A	TO	B	ST	PTS/AVG
2013-14	16-7	270/16.9	23-68/33.8	7-31/22.6	12-13/92.3	8-14-22/1.4	17/0	16	17	1	10	65/4.1
2014-15	7-0	18/2.6	1-7/14.3	1-4/25.0	2-2/100.0	1/0.1	3/0	0	1	0	1	5/0.7
TOTAL	23-7	288/12.5	24-75/32.1	8-35/22.9	14-15/93.3	23/1.0	20/0	16	18	1	11	70/3.0

HARTWELL GAME-BY-GAME

2014-15 // REDSHIRT JUNIOR

Date	Opponent	GS	MIN	FG-A	3P-A	FT-A	REB	PF	A	TO	BL	ST	PTS
11/14	IPFW						DNP						
11/18	Robert Morris		3	0-0	0-0	0-0	1	0	0	1	0	0	0
11/20	Memphis						DNP						
11/23	Southern		3	0-0	0-0	1-2	1	0	0	0	0	0	1
11/27	vs. Kentucky						DNP						
11/28	vs. USF						DNP						
11/29	vs. Oklahoma						DNP						
12/3	Virginia		1	0-0	0-0	0-0	1	0	0	1	0	0	0
12/6	at Southern Ill.		7	1-2	0-0	0-0	1	3	2	0	0	2	2
12/9	at Seton Hall						DNP						
12/13	at Valparaiso		2	0-0	0-0	0-0	0	0	0	0	0	0	0
12/22	Murray State		4	1-2	0-0	0-0	1	2	0	0	0	0	2
12/28	Purdue						DNP						
1/4	at Penn State		1	0-0	0-0	0-0	0	0	0	0	0	0	0
1/8	Iowa						DNP						
1/11	Nebraska						DNP						
1/15	at Michigan State						DNP						
1/18	at Maryland		9	0-2	0-2	0-0	0	1	0	0	0	1	0
1/22	Northwestern						DNP						
1/26	at Michigan						DNP						
1/29	at Nebraska						DNP						
2/1	Wisconsin		1	0-1	0-1	0-0	0	1	0	0	0	0	0
2/5	Minnesota		1	1-1	1-1	0-0	0	0	0	0	0	0	3
2/8	at Northwestern						DNP						
2/11	at Indiana		4	0-2	0-0	0-0	1	1	0	1	0	0	0
2/14	Ohio State						DNP						
2/17	at Rutgers		1	0-1	0-0	2-2	0	0	0	0	0	0	2
2/21	at Purdue						DNP						
2/25	Michigan State						DNP						
2/28	Michigan		1	0-0	0-0	0-0	0	0	0	0	0	0	0
3/5	Nebraska		6	0-0	0-0	0-0	0	0	0	0	0	0	0

2013-14 // REDSHIRT-SOPHOMORE


Date	Opponent	GS	MIN	FG-A	3P-A	FT-A	REB	PF	A	TO	BL	ST	PTS
11/8	at Bradley	*	22	8-10	2-3	0-0	0-0-0	5	3	4	0	1	18
11/12	Valparaiso	*	33	6-14	0-2	2-3	0-2-2	2	6	5	0	1	14
11/14	Miss. Valley St.	*	32	4-10	2-4	1-2	0-2-2	3	5	2	0	4	11
11/17	Alcorn State	*	22	2-4	0-0	12-14	1-1-2	1	5	3	0	0	16
11/21	Southern Illinois	*	33	2-9	0-1	5-6	1-8-9	3	7	2	1	1	9
11/28	vs. Arizona St.	*	29	3-9	0-1	0-0	1-2-3	4	2	6	0	2	6
11/29	vs. Arkansas St.	*	33	1-1	0-0	0-0	0-1-1	3	2	2	0	1	2
11/30	vs. North Carolina*	*	31	5-11	0-1	1-4	0-2-2	3	0	2	0	1	11
12/4	at Georgia Tech	*	28	3-8	1-2	2-2	1-0-1	4	5	5	0	2	9
12/7	at Colorado	*	35	1-9	0-3	0-0	2-1-3	2	4	3	0	4	2
12/9	Seton Hall	*	35	4-7	2-4	3-4	2-2-4	3	0	1	0	1	13
12/21	UT Martin	*	40	4-7	2-3	1-1	1-1-2	3	5	2	1	1	11
12/28	at Georgia	*	33	1-7	1-2	0-0	1-0-1	3	2	4	0	2	3
1/3	Wisconsin	*	44	5-12	1-3	1-1	1-3-4	2	1	1	0	1	12
1/9	Penn State		21	0-4	0-2	0-0	0-0-0	2	3	4	0	0	0
1/12	Nebraska		7	0-1	0-1	0-0	1-1-2	0	0	1	0	0	0
1/15	at Northwestern	*	30	4-7	3-4	4-4	3-3-6	2	1	2	1	1	15
1/18	at Michigan	*	25	1-4	0-2	0-0	0-1-1	1	2	2	0	1	2
1/23	at Michigan State*	*	34	5-13	2-4	2-2	1-3-4	1	0	1	0	1	12
1/27	Purdue	*	26	2-9	1-5	0-0	0-1-1	2	3	1	0	1	5
1/30	at Ohio State	*	30	1-5	0-4	0-0	0-1-1	2	2	1	0	0	2
2/2	Indiana	*	20	3-5	0-2	1-1	0-0-0	1	2	1	0	1	7
2/5	Michigan State		2	0-1	0-1	0-0	0-0-0	0	0	0	0	0	0
2/9	at Minnesota		1	0-0	0-0	0-0	0-0-0	0	0	0	0	0	0
2/13	at Iowa		8	1-2	1-1	0-0	0-0-0	2	0	0	0	1	3
2/16	Michigan		6	1-4	0-2	0-0	0-1-1	1	0	2	0	0	2
2/22	at Indiana		10	2-7	0-2	1-1	2-0-2	1	2	0	0	3	5
2/27	at Nebraska		2	0-0	0-0	0-0	0-0-0	0	0	0	0	0	0
3/2	Iowa		4	0-0	0-0	0-0	0-0-0	0	0	1	0	0	0
3/6	vs. Iowa		4	0-2	0-1	0-0	0-0-0	0	0	0	0	0	0

2012-13 // SOPHOMORE – REDSHIRTED SEASON

2011-12 // FRESHMAN (AT GEORGIA TECH)

Date	Opponent	GS	MIN	FG-A	3P-A	FT-A	REB	PF	A	TO	BL	ST	PTS
11/11	Alabama State						DNP						
11/13	Old Dominion						DNP						
11/19	Marquette						DNP						
11/22	Kennesaw State		12	0-0	0-0	0-0	0-0-0	2	0	1	0	0	0
11/25	Rutgers						DNP						
11/26	Green Bay						DNP						
11/30	Nebraska						DNP						
12/4	Georgia						DNP						
12/11	Middle Tenn. St.						DNP						
12/16	Georgia State		4	0-0	0-0	0-0	2-0-2	1	0	0	0	0	0
12/19	SIU Edwardsville		4	1-1	0-0	0-0	0-0-0	0	0	0	0	0	2
12/21	Central Arkansas		0+	0-0	0-0	0-0	0-0-0	0	0	0	0	0	0
12/29	N. Carolina A&T		3	0-0	0-0	0-0	0-0-0	1	0	1	0	0	0
1/2	NC State						DNP						
1/6	Maryland						DNP						
1/9	Miami						DNP						
1/12	Wake Forest						DNP						
1/15	Boston College		0+	0-0	0-0	0-0	0-0-0	0	0	0	0	0	0
1/18	Duke						DNP						
1/22	Florida State						DNP						
1/25	Virginia						DNP						
1/29	Clemson						DNP						
2/2	NC State						DNP						
2/6	Maryland						DNP						
2/12	North Carolina						DNP						
2/16	Wake Forest						DNP						
2/19	Boston College		6	0-3	0-1	0-0	1-0-1	1	0	2	0	1	0
2/23	Virginia Tech		1	0-0	0-0	0-0	0-1-1	0	0	0	0	0	0
2/26	Clemson						DNP						
3/2	North Carolina						DNP						
3/3	NC State		6	0-1	0-0	0-0	0-0-0	1	0	1	0	0	0
3/4	Maryland						DNP						
3/18	Sacred Heart		2	0-0	0-0	0-0	0-0-0	0	0	2	0	0	0
3/20	Georgetown						DNP						
3/24	Baylor						DNP						





21 BROOKE KISSINGER

5-7 // SOPHOMORE // GUARD

MINDEN, NEB.

MINDEN H.S.

CAREER BESTS

Pts: 10 (vs. Robert Morris, 11/18/14)
Rebs: 3 (vs. Southern, 11/23/14)
FGM: 4 (vs. Robert Morris, 11/18/14)
FGA: 8 (at Southern Illinois, 12/6/14)
FTM: 2 (vs. IPFW, 11/14/14)
FTA: 2 (vs. IPFW, 11/14/14)
3FGM: 2 (vs. Robert Morris, 11/18/14)
3FGA: 5 (3x, last vs. Murray State, 12/22/14)
Ast: 2 (vs. Robert Morris, 11/18/14)
Bk: --
Stl: 1 (3x, last vs. USF, 11/28/14)
Min: 19 (vs. Robert Morris, 11/18/14)

AT ILLINOIS

2014-15 – FRESHMAN: Played in 21 games during her freshman campaign, averaging almost six minutes on the court per contest...Put up a career-best performance against Robert Morris on Nov. 18 as she tallied 10 points and two assists...Grabbed her career-best three rebounds against Southern on Nov. 23...Had four points and two rebounds in 13 minutes off the bench against IPFW in her Illini debut (11/14)

HIGH SCHOOL

Ranked the No. 19 guard nationally in 2014 class by ESPN Hoopgurlz ... Holds Nebraska's all-time three-pointers record (363) and finished 19th on the career scoring list (1,851 points)... Her 110 three-pointers in 2011 are the Nebraska single-season record and she holds three of the top seven seasons in state history (5th, 90, 2014; 7th, 85, 2013) ... Named to the Associated Press 2013 All-Nebraska second team and Class C-1 first team ... Named to the Associated Press Nebraska Class C-1 first team ... Shared Kearney Hub Territory Player of the Year honors with her twin sister, Jamie ... Led Minden to the 2014 Class C-1 state title game, where the Whippets lost to Pierce, 69-60 ... Tied her own state tournament record of seven three-pointers with seven treys in the state championship game ... Minden broke the Class C-1 record for points in a state tournament with 211 in the three-game event ... Averaged 22.7 points per game during the 2014 Class C-1 state tournament and was named to both the All-Class and All-Class C-1 all-tournament teams ... Nebraska Girls C-1 state tournament three-point record holder (15) ... Averaged 19.5 points and 3.1 rebounds per game in leading Minden to the Class C-1 state tournament in 2012-13 ... Played with the Cornhusker Shooting Stars AAU team ... High school coach was Rick Chramosta.

PERSONAL

Born Nov. 3, 1995 ... Daughter of Brian and Amy Kissinger ... Has a brother, Derek, and two sisters, Jamie and Taylor ... Enrolled in the Division of General Studies ... Her fraternal twin sister, Jamie, is a freshman on San Diego's basketball team ... Brother, Derek, plays basketball at Hastings College ... Father, Brian, played basketball at Nebraska-Kearney ... Mother, Amy, played volleyball at Nebraska-Kearney ... Was a member of Fellowship of Christian Athletes, Future Business Leaders of America, art club and SLC ... Credits her father, Brian, as the biggest influence on her athletic career: "He was the one who really pushed me to be the best I could be. He worked out with me every day and helped me achieve my goal of becoming a Division I basketball player." ... Member of Minden's honor roll ... Her favorite basketball memory was playing in the state championship game her senior year, alongside her twin sister for the last time.

KISSINGER'S GAME-BY-GAME

2014-15 // FRESHMAN

Date	Opponent	GS	MIN	FG-A	3P-A	FT-A	REB	PF	A	TO	BL	ST	PTS
11/14	IPFW		13	1-4	0-3	2-2	2	0	0	1	0	0	4
11/18	Robert Morris		19	4-6	2-4	0-0	0	1	2	2	0	1	10
11/20	Memphis		8	0-2	0-2	0-0	1	1	0	2	0	0	0
11/23	Southern		13	0-5	0-5	0-0	3	1	0	0	0	1	0
11/27	vs. Kentucky						DNP						
11/28	vs. USF		3	0-0	0-0	0-0	0	0	0	0	0	1	0
11/29	vs. Oklahoma						DNP						
12/3	Virginia		7	0-2	0-1	0-0	0	1	0	0	0	0	0
12/6	at Southern Ill.		12	2-8	1-5	0-0	1	1	0	1	0	0	5
12/9	at Seton Hall						DNP						
12/13	at Valparaiso		3	1-2	1-2	0-0	0	0	1	0	0	0	3
12/22	Murray State		11	0-7	0-5	0-0	0	2	0	1	0	0	0
12/28	Purdue						DNP						
1/4	at Penn State		7	1-3	1-1	0-0	2	1	0	0	1	0	3
1/8	Iowa		0	0-1	0-1	0-0	0	0	1	1	0	0	0
1/11	Nebraska		6	1-3	0-1	0-0	0	1	0	0	0	0	2
1/15	at Michigan State		4	0-2	0-2	0-0	0	0	0	0	0	0	0
1/18	at Maryland		2	0-1	0-1	0-0	0	0	0	1	0	0	0
1/22	Northwestern						DNP						
1/26	at Michigan						DNP						
1/29	at Nebraska		2	0-0	0-0	0-0	0	0	0	0	0	0	0
2/1	Wisconsin		1	0-1	0-1	0-0	2	0	0	1	0	0	0
2/5	Minnesota		1	0-0	0-0	0-0	0	0	0	0	0	0	0
2/8	at Northwestern						DNP						
2/11	at Indiana		5	0-3	0-0	0-0	0	0	0	0	0	0	0
2/14	Ohio State						DNP						
2/17	at Rutgers		1	0-1	0-1	0-0	0	0	0	0	0	0	0
2/21	at Purdue						DNP						
2/25	Michigan State						DNP						
2/28	Michigan		1	0-0	0-0	0-0	0	0	0	0	0	0	0
3/5	Nebraska		1	0-0	0-0	0-0	0	0	0	0	0	0	0



KISSINGER'S CAREER STATISTICS

YEAR	G-GS	MIN/AVG	FGM-FGA/%	3PM-3PA/%	FTM-FTA/%	REB/AVG	PF/DQ	A	TO	B	ST	PTS/AVG
2014-15	21-0	120/5.7	10-51/.196	5-38/.132	2-2/.000	11/0/5	9/0	5	10	1	3	27/1.3
TOTAL	21-0	120/5.7	10-51/.196	5-38/.132	2-2/.000	11/0/5	9/0	5	10	1	3	27/1.3

KISSINGER'S CAREER BIG TEN STATISTICS

YEAR	G-GS	MIN/AVG	FGM-FGA/%	3PM-3PA/%	FTM-FTA/%	REB/AVG	PF/DQ	A	TO	B	ST	PTS/AVG
2014-15	11-0	30/2.7	2-15/.133	1-11/.091	0-0/.000	4/0.4	2/0	2	3	1	0	5/0.5
TOTAL	11-0	30/2.7	2-15/.133	1-11/.091	0-0/.000	4/0.4	2/0	2	3	1	0	5/0.5



4 SIMONE LAW

6-0 // REDSHIRT-SENIOR // FORWARD

SOUTH HOLLAND, ILL.

MARIAN CATHOLIC

LOYOLA (ILL.)

CAREER BESTS (AT LOYOLA)

Pts: 33 (Milwaukee, 2/28/13)

Rebs: 14 (3x, last vs. Green Bay, 3/17/13)

FGM: 12 (2x, last vs. Youngstown St., 3/15/13)

FTM: 13 (Southern Illinois, 11/17/12)

Ast: 3 (2x, last vs. Bradley, 2/20/15)

Blk: 4 (Omaha, 12/18/11)

Stl: 3 (Chicago State, 12/22/12)

Min: 40 (UIC, 1/12/13)

HONORS

2013-14 Preseason All-Missouri Valley Conference

2013 First Team All-Horizon League

2013 Horizon League All-Tournament Team

2012 Horizon League All-Newcomer Team

AT LOYOLA

2014-14 – SENIOR: Started in eight games and appeared in 11 for the Ramblers... Averaged 12.5 points per game, good for third on the team...Her 6.2 rebounds per game were second-best on the team...Put up double-figure scoring numbers in seven of her 11 appearances...Grabbed a season-high 10 rebounds at Bradley

2014-14 – JUNIOR: Battled knee injuries for a majority of the season...Appeared in three games...Scored eight points in her debut against Eastern Illinois

2012-13 – SOPHOMORE: Played in 25 games, earning 22 starts...Was named to the All-Horizon League Tournament Team after averaging 21 points and almost 10 rebounds in three postseason games...Led the Ramblers in scoring (17.8 ppg) and rebounding (8.7 rpg) for the second consecutive season and was the only player in program history to accomplish that in her freshman and sophomore seasons...Knocked down 122 free throws, good for fifth on Loyola's single-season list...Set a school record with 22 made free throws against Youngstown State...Scored in double-figures in 22 of her 25 appearances...Recorded eight double-doubles and grabbed 10 or more rebounds on nine occasions...Put up a career-high 33 points against Milwaukee

2011-12 – FRESHMAN: Played in 23 games, earning 21 starts...Put together one of the best freshman seasons in Loyola history as she finished fourth all-time in freshman scoring (320 pts) and fifth in rebounding (166 rbs)...Was the first freshman in school history to lead the team in both scoring (13.9 ppg) and rebounding (7.2 rpg)...Recorded season highs of 28 points, 13 rebounds and four blocked shots in home win over Nebraska Omaha

HIGH SCHOOL

Played at Marian Catholic for head coach Annie Basic Byrne and AAU ball for the Chicago Hoops Express under head coach Jerald Davis...Four-year honor roll student...Two-time team most valuable player...Garnered Special Mention All-State accolades from the Champaign News-Gazette and was a McDonald's All-American nominee...Member of Chicago Sun-Times All-Area squad each of her last two seasons and earned All-Area honors from ESPN Chicago...Averaged 17.7 points, 8.9 rebounds and 1.5 blocked shots per game as a senior for team that went 30-5 and advanced to Class 4A supersectional round for third straight season...Named 2010-11 SouthtownStar Player of the Year and Illinois Times Player of the Year...Chosen Second Team All-State by the Illinois Basketball Coaches Association and the Chicago Tribune...Selected Third

Team All-State by Illinois Basketball Services...Member of Chicago Sun-Times All-Area squad each of her last two seasons and earned All-Area honors from ESPN Chicago

PERSONAL

Born on April 2, 1993...Daughter of Victor Law and Bridgett Anthony...Father played collegiate basketball at Western University and brother, Victor Law, plays for Northwestern...Earned a degree in Criminal Justice with a minor in Psychology and is pursuing a master's degree in Recreation, Sport and Tourism...Lists Kevin Durant as her favorite athlete.



LAW'S CAREER STATISTICS (AT LOYOLA)

YEAR	G-GS	MIN/AVG	FGM-FGA/%	3PM-3PA/%	FTM-FTA/%	REB/AVG	PF/DQ	A	TO	B	ST	PTS/AVG
2011-12	23-21	604/26.3	118-259/456	0-0/0.00	84-108/778	166/7.2	-/-	23	49	28	16	320/13.9
2012-13	25-22	818/32.7	162-333/486	0-2/0.00	122-173/705	217/8.7	-/-	19	52	26	27	446/17.8
2013-14	3-0	37/12.3	7-21/333	0-0/0.00	7-8/875	9/3.0	-/-	0	2	0	0	21/7.0
2014-15	11-8	258/23.5	49-108/454	0-0/0.00	24-41/585	68/6.2	-/-	9	20	6	5	122/11.1
TOTAL	62-51	1717/27.7	336-721/466	0-2/0.00	237-330/718	460/7.4	-/-	51	123	60	48	909/14.7

*statistics are from Loyola (Ill.) and are not counted in Illinois career totals



12 ASHLEY McCONNELL

5-9 // JUNIOR // GUARD

PALATINE, ILL.

FREMD H.S.

CAREER BESTS

Pts: 13 (at Iowa, 2/13/14)
Rebs: 5 (at Michigan, 1/26/15)
FGM: 4 (at Iowa, 2/13/14)
FGA: 8 (vs. Michigan State, 2/5/14)
FTM: 3 (vs. Michigan State, 2/5/14)
FTA: 4 (2x, last at Iowa, 2/13/14)
3FGM: 3 (2x, last vs. Wisconsin, 2/1/15)
3FGA: 6 (vs. Michigan State, 2/5/14)
Ast: 4 (3x, last vs. Iowa, 3/6/14)
Blk: 1 (vs. Michigan State, 2/5/14)
Stl: 4 (vs. Iowa, 3/6/14)
Min: 36 (vs. Michigan State, 2/5/14)

HONORS

2015 Winter Academic All-Big Ten

AT ILLINOIS

2013-14 – SOPHOMORE: Shot 67-percent from distance, making 8-of-12 triples in the season...Appeared in 22 games for Illinois, averaging 8.9 minutes per contest... Drained a career high-tying three three-pointers against Wisconsin (2/1), good for a season-best nine points...Hit her first triple of the 2014-15 season against Virginia on Dec. 3.

2013-14 – FRESHMAN: Played in 20 games on the season, starting the final eight ... Averaged 2.5 points, 1.0 assists and 0.7 rebounds per game ... Shared the team's Most Improved Player Award with Jacqui Grant at the annual postseason banquet ... Made multiple three-pointers in each of the last four games and in five of the last six, averaging 7.8 ppg & going 12-of-27 (44.4 percent) over that span after starting her career 0-of-14 from beyond the arc ... Shot 42.9 percent from the field in the season's last six games (15-of-35) after starting her career 0-of-16... Made 2-of-5 three-pointers at Indiana (Feb. 22) and also had a career-high three steals against the Hoosiers ... In her third career start, McConnell made her first collegiate field goals, including her first three-pointers, scoring a career- and team-high 13 points at Iowa (Feb. 13) on 4-of-7 shooting from the field and 3-of-5 from beyond the arc ... Made her first career start against Michigan State (Feb. 5) and scored her first collegiate points on 3-of-4 free-throw shooting in a career-best 36 minutes, also tying her career high with three assists ... Made her collegiate debut against Mississippi Valley State (Nov. 14).

HIGH SCHOOL

Named a first-team All-State selection by the Champaign News-Gazette in 2013 ... Second-team Class 3A & 4A All-State selection by the Illinois Basketball Coaches Association in 2013 ... Honorable mention All-State Class 4A selection by the Associated Press in 2013 ... Third-team All-State selection by the Chicago Tribune in 2013 ... All-Area honoree by the Chicago Sun-Times in 2013 ... Two-time Mid-Suburban League Player of the Year (2012, 2013) ... Averaged 18.9 points and 3.0 assists per game, while making a school-record 68 three-pointers in 2012-13 ... Named the 2012 Daily Herald Player of the Year ... Four-time Daily Herald Cook County All-Area selection ... Scored over 1,000 points in her career ... Named to the 2012 ESPNChicago.com All-Area team after averaging 15.6 points, 3.0 rebounds, 3.0 assists and 2.0 steals for Fremd ... Led Fremd to a runner-up finish in the 2013 IHSA Class 4A state tournament and a 26-8 record ... Played in four Mid-Suburban League title games ... Was a four-year starter ... Also a standout midfielder on Fremd's soccer team.

PERSONAL

Born on Sept. 21, 1994 ... Parents are Steve and Lonnie McConnell ... Has two sisters, Jennifer and Megan ... Intends to major in math education ... Was a member of National Honor Society at Fremd ... Plans to become a high school math teacher.



McCONNELL'S CAREER STATISTICS

YEAR	G-GS	MIN/AVG	FGM-FGA/%	3PM-3PA/%	FTM-FTA/%	REB/AVG	PF/DQ	A	TO	B	ST	PTS/AVG
2013-14	20-8	291/14.6	15-51/29.4	12-41/29.3	8-15/53.3	14/0.7	20/1	20	8	1	16	50/2.5
2014-15	22-0	196/8.9	9-18/50.0	8-12/66.7	1-4/25.0	16/0.7	8/0	7	8	0	5	27/1.2
TOTAL	42-8	487/11.6	24-69/34.8	20-53/37.7	9-19/47.4	30/0.7	28/1	27	16	1	21	77/1.8

McCONNELL'S CAREER BIG TEN STATISTICS

YEAR	G-GS	MIN/AVG	FGM-FGA/%	3PM-3PA/%	FTM-FTA/%	REB/AVG	PF/DQ	A	TO	B	ST	PTS/AVG
2013-14	10-7	225/22.5	13-42/31.0	10-32/31.3	7-13/53.8	9/0.9	19/1	13	8	1	11	43/4.3
2014-15	11-0	123/11.2	6-12/50.0	6-8/75.0	0-0/0.00	12/1.1	3/0	5	5	0	4	18/1.6
TOTAL	21-7	348/16.6	19-54/35.2	16-40/40.0	7-13/53.8	21/1.0	22/1	18	13	1	15	61/2.9

MCCONNELL GAME-BY-GAME

2014-15 // SOPHOMORE

Date	Opponent	GS	MIN	FG-A	3P-A	FT-A	REB	PF	A	TO	BL	ST	PTS
11/14	IPFW						DNP						
11/18	Robert Morris	7	0-2	0-1	0-0	0	0	1	1	0	0	0	0
11/20	Memphis						DNP						
11/23	Southern	11	1-1	0-0	0-0	1	1	0	0	0	1	2	
11/27	vs. Kentucky	5	0-0	0-0	0-1	0	0	0	0	0	0	0	0
11/28	vs. USF	7	0-0	0-0	0-0	0	0	0	0	0	0	0	0
11/29	vs. Oklahoma	8	0-0	0-0	0-0	1	2	0	0	0	0	0	0
12/3	Virginia	6	1-1	1-1	1-2	0	1	0	0	0	0	4	
12/6	at Southern Ill.	15	1-1	1-1	0-1	0	1	0	1	0	0	3	
12/9	at Seton Hall	1	0-0	0-0	0-0	0	0	0	0	0	0	0	0
12/13	at Valparaiso	5	0-0	0-0	0-0	1	0	0	1	0	0	0	0
12/22	Murray State	7	0-1	0-1	0-0	1	0	1	0	0	0	0	0
12/28	Purdue						DNP						
1/4	at Penn State	1	0-0	0-0	0-0	0	0	0	0	0	0	0	0
1/8	Iowa						DNP						
1/11	Nebraska						DNP						
1/15	at Michigan State	10	0-1	0-0	0-0	0	0	1	0	0	0	0	0
1/18	at Maryland	10	1-1	1-1	0-0	1	0	0	1	0	0	2	
1/22	Northwestern						DNP						
1/26	at Michigan	28	2-2	2-2	0-0	5	0	0	2	0	0	6	
1/29	at Nebraska	29	0-1	0-0	0-0	2	0	1	0	0	2	2	
2/1	Wisconsin	25	3-3	3-3	0-0	1	2	2	1	0	1	9	
2/5	Minnesota	6	0-1	0-1	0-0	2	0	0	0	0	1	0	
2/8	at Northwestern	5	0-1	0-1	0-0	0	0	1	0	0	0	0	0
2/11	at Indiana	7	0-2	0-0	0-0	1	1	0	0	0	0	0	0
2/14	Ohio State						DNP						
2/17	at Rutgers	1	0-0	0-0	0-0	0	0	0	0	0	0	0	0
2/21	at Purdue						DNP						
2/25	Michigan State						DNP						
2/28	Michigan	1	0-0	0-0	0-0	0	0	0	0	0	0	0	0
3/5	Nebraska	1	0-0	0-0	0-0	0	0	0	0	0	0	0	0



2013-14 // FRESHMAN

Date	Opponent	GS	MIN	FG-A	3P-A	FT-A	REB	PF	A	TO	BL	ST	PTS
11/8	at Bradley						DNP						
11/12	Valparaiso	3	0-0	0-0	0-0	0-0-0	0	0	0	0	0	0	0
11/14	Miss. Valley St.	3	0-0	0-0	0-0	0-0-0	0	0	0	0	0	0	0
11/17	Alcorn State	14	0-0	0-0	0-0	0-1-1	1	3	0	0	0	0	0
11/21	Southern Illinois	4	0-2	0-2	0-0	0-0-0	0	0	0	0	0	0	0
11/28	vs. Arizona St.	2	0-0	0-0	0-0	0-0-0	0	0	0	0	0	0	0
11/29	vs. Arkansas St.	1	0-0	0-0	0-0	0-0-0	0	0	0	0	0	0	0
11/30	vs. North Carolina	3	0-0	0-0	0-0	0-0-0	0	0	0	0	1	0	0
12/4	at Georgia Tech	2	0-1	0-1	0-0	0-0-0	0	0	0	0	0	0	0
12/7	at Colorado						DNP						
12/9	Seton Hall						DNP						
12/21	UT Martin						DNP						
12/28	at Georgia	1	0-0	0-0	0-0	1-0-1	0	0	0	0	0	0	0
1/3	Wisconsin						DNP						
1/9	Penn State						DNP						
1/12	Nebraska	0+	0-0	0-0	0-0	0-0-0	0	0	0	0	1	0	0
1/15	at Northwestern						DNP						
1/18	at Michigan						DNP						
1/23	at Michigan State						DNP						
1/27	Purdue						DNP						
1/30	at Ohio State	8	0-1	0-1	0-0	0-1-1	0	0	0	0	0	0	0
2/2	Indiana	2	0-0	0-0	0-0	0-0-0	0	0	0	0	0	0	0
2/5	Michigan State	*	36	0-8	0-6	3-4	0-0-0	5	3	1	1	1	3
2/9	at Minnesota	*	16	0-4	0-4	0-0	1-0-1	2	0	1	0	1	0
2/13	at Iowa	*	32	4-7	3-5	2-4	0-3-3	3	3	1	0	1	13
2/16	Michigan	*	27	1-5	1-4	0-0	1-0-1	2	4	1	0	1	3
2/22	at Indiana	*	35	3-7	2-5	1-3	0-1-1	1	0	3	0	3	9
2/27	at Nebraska	*	34	3-4	2-3	0-0	0-2-2	4	4	3	1	3	8
3/2	Iowa	*	35	2-6	2-4	1-2	0-0-0	2	1	1	0	1	7
3/6	vs. Iowa	*	33	2-6	2-6	1-2	2-1-3	0	4	0	0	4	7





15 KYLEE SIMMONS

5-9 // REDSHIRT-SENIOR // GUARD

COUNCIL BLUFFS, IOWA

LEWIS CENTRAL H.S.

MISSOURI

CAREER BESTS

Pts: 22 (vs. Minnesota, 2/5/15)
Rebs: 6 (vs. Ohio State, 2/14/15)
FGM: 7 (vs. Minnesota, 2/5/15)
FGA: 14 (vs. USF, 11/28/14)
FTM: 11 (vs. Kentucky, 11/27/14)
FTA: 12 (vs. Kentucky, 11/27/14)
3FGM: 6 (vs. Minnesota, 2/5/15)
3FGA: 11 (vs. USF, 11/28/14)
Ast: 11 (vs. TAMU-CC, 11/12/11)
Blk: 1 (7x, last vs. Eastern Illinois, 3/20/13)
Stl: 4 (4x, last at Purdue, 2/21/15)
Min: 45 (at Iowa State, 2/21/12)

HONORS

2012 Big 12 All-Freshman Team
 2012 Big 12 Freshman of the Week
 2013 Winter SEC Academic Honor Roll

AT ILLINOIS

2014-15 – REDSHIRT JUNIOR: Was awarded the UI Alumni Association Ralf Woods Free Throw Trophy following the season as she shot 76-percent from the line on the season making 38-of-50 free throws...Ranked 36th in the country and fourth in the Big Ten for her 40.2-percent three-point shooting...Averaged 2.4 triples per game, good for fifth in the league and 68th in the nation...Dished 97 assists on the season, second on the team to Brittany Carter who tallied 98 on the season...Was among the team's top three scorers as she averaged 9.7 points per game...Averaged a team-leading 36.5 minutes per game, which also ranked third in the Big Ten...Sealed Illinois' win over No. 9 Kentucky by making 9-of-10 free throws in the game's final 2:15, she finished 11-of-12 from the line...Had a career-high 22 points including a career-high 6-of-9 three-pointers against Minnesota on Feb. 5...Hit the game-winning three-pointer at Purdue (2/21)...Knocked down two or more triples in 20 of 31 games played in the season...Recorded her first career double-double at Penn State on Jan. 4 with 10 points and 10 assists...Hit 72 three-pointers this season after making just 60 in two seasons combined at Missouri

2013-14 – JUNIOR: Transferred to Illinois in the summer of 2013 and redshirted the season in accordance with NCAA transfer rules.

PRIOR TO ILLINOIS

2012-13 – SOPHOMORE: Averaged 2.6 assists per game while helping direct the top three-point shooting team in the SEC, as Missouri averaged 8.2 treys per game ... Posted 82 assists and 48 turnovers for a 1.7:1 assist-to-turnover ratio ... Played in all 32 games, starting 27, and averaged 3.5 points and 2.6 assists per game ... Averaged 24.5 minutes per game, fifth-most on the team.

2011-12 – FRESHMAN: Named to the the Big 12 All-Freshman Team ... Played in 31 games for Missouri and was the only Tiger to start every contest ... Recorded a team-high 36.2 minutes per game ... Shot 41 percent from the field and 39 percent from the three-point line ... Averaged 4.7 points per game during the season ... Had a team-high 111 assists, over one-fourth of the team's total assists Led the team in scoring with 14 points against Iowa State ... Had the second-most steals on the team (32) ... Earned Big 12 Freshman of the Week honors during the season.

HIGH SCHOOL

Holds Lewis Central High School records for career assists (458), season points (380) and assists (166), and single-game points (34) and assists (14), as well as the triple jump ... Ranked in the top 10 at Lewis Central for career steals (312) and career points (1042) ... Member of the Iowa Girls Coaches Association All-State team and the All-District team from 2009-2011 ... Named to the Iowa Basketball Coaches Association All-Region team from 2009-2011 ... Earned Hawkeye 10 Conference first-team honors ... Named All-Western Iowa Player by the Omaha World-Herald ... Played in both the IBCA Senior Classic and the Iowa All-State Classic in 2011 ... Earned 2011 Nike Classic Chicago Tournament First Team honors.

PERSONAL

Full name is Kylee Jean Simmons ... Born March 29, 1993, in Brookings, S.D. ... Parents are Jim and Tina Simmons ... Majoring in food science and human nutrition.



SIMMONS' CAREER STATISTICS

YEAR	G-GS	MIN/AVG	FGM-FGA/%	3PM-3PA/%	FTM-FTA/%	REB/AVG	PF/DQ	A	TO	B	ST	PTS/AVG
2011-12	31-31	1121/36.2	49-121/405	37-95/389	11-23/478	68/2.2	57-0	111	89	3	32	146/4.7
2012-13	32-27	783/24.5	35-106/330	23-79/291	18-24/750	48/1.5	27-0	82	48	4	37	111/3.5
2013-14					DNP							
2014-15	30-30	1095/36.5	91-226/403	72-179/402	38-50/760	69/2.3	65/2	97	60	1	47	292/9.7
TOTAL	30-30	1095/36.5	91-226/403	72-179/402	38-50/760	69/2.3	65/2	97	60	1	47	292/9.7

*2011-13 statistics are from Missouri and are not counted in career totals

SIMMONS' CAREER BIG TEN STATISTICS

YEAR	G-GS	MIN/AVG	FGM-FGA/%	3PM-3PA/%	FTM-FTA/%	REB/AVG	PF/DQ	A	TO	B	ST	PTS/AVG
2014-15	18-18	688/38.2	59-140/421	47-112/420	18-23/783	44/2.4	42/1	58	39	1	31	183/10.2
TOTAL	18-18	688/38.2	59-140/421	47-112/420	18-23/783	44/2.4	42/1	58	39	1	31	183/10.2

SIMMONS GAME-BY-GAME

2014-15 // REDSHIRT JUNIOR

Date	Opponent	GS	MIN	FG-A	3P-A	FT-A	REB	PF	A	TO	BL	ST	PTS
11/14	IPFW	*	34	1-8	0-6	2-2	3	2	5	2	0	2	4
11/18	Robert Morris	*	31	0-3	0-2	0-0	4	1	4	0	0	2	0
11/20	Memphis	*	37	3-6	2-5	0-3	2	3	3	4	0	0	8
11/23	Southern						DNP						
11/27	vs. Kentucky	*	36	2-7	2-6	11-12	1	2	1	4	0	0	17
11/28	vs. USF	*	38	5-14	4-11	2-2	1	2	1	1	0	3	16
11/29	vs. Oklahoma	*	43	6-11	5-9	0-2	1	5	4	2	0	2	17
12/3	Virginia	*	36	5-7	4-6	1-2	2	1	3	1	0	0	15
12/6	at Southern Ill.	*	22	2-4	1-3	0-0	2	1	3	1	0	2	5
12/9	at Seton Hall	*	38	2-7	2-7	0-0	2	4	2	2	0	0	6
12/13	at Valparaiso	*	33	3-5	3-5	0-0	1	1	6	1	0	2	9
12/22	Murray State	*	28	1-6	1-4	2-2	4	1	4	2	0	1	5
12/28	Purdue	*	29	3-9	3-5	1-2	3	2	3	1	0	1	10
1/4	at Penn State	*	39	3-7	2-6	2-3	2	2	10	1	0	3	10
1/8	Iowa	*	40	5-10	4-9	2-4	1	3	4	1	0	1	16
1/11	Nebraska	*	40	3-7	2-3	2-2	2	4	3	3	0	2	10
1/15	at Michigan State*		40	3-10	1-6	2-2	2	3	4	5	0	1	9
1/18	at Maryland	*	34	1-5	1-3	0-0	1	4	1	6	0	2	3
1/22	Northwestern	*	40	4-7	3-6	0-0	5	4	4	6	0	1	11
1/26	at Michigan	*	39	2-10	2-9	0-0	1	1	1	2	0	1	6
1/29	at Nebraska	*	40	1-2	0-1	0-0	2	3	3	1	0	4	2
2/1	Wisconsin	*	37	5-10	4-8	2-2	2	1	6	0	0	1	16
2/5	Minnesota	*	39	7-11	6-9	2-2	2	1	6	0	0	1	22
2/8	at Northwestern	*	39	5-8	5-8	2-2	1	5	1	2	1	0	17
2/11	at Indiana	*	38	3-8	2-7	0-0	5	2	1	2	0	3	8
2/14	Ohio State	*	40	3-7	3-7	3-4	6	1	3	2	0	0	12
2/17	at Rutgers	*	39	4-9	4-9	0-0	2	0	4	4	0	0	12
2/21	at Purdue	*	39	3-7	3-5	0-0	3	0	3	1	0	4	9
2/25	Michigan State	*	37	3-8	1-6	0-0	1	3	2	1	0	4	7
2/28	Michigan	*	29	1-5	1-5	0-0	3	4	5	1	0	2	3
3/5	Nebraska	*	31	2-8	1-3	2-2	2	0	3	1	0	2	7

2012-13 // SOPHOMORE

Date	Opponent	GS	MIN	FG-A	3P-A	FT-A	REB	PF	A	TO	BL	ST	PTS
11/9	Saint Louis	*	28	1-2	1-2	0-0	0-2-2	0	2	1	0	3	3
11/12	Chicago State	*	24	2-2	1-1	2-3	0-0-0	0	5	2	0	1	7
11/15	Western Illinois	*	25	1-1	1-1	0-0	1-0-1	0	1	3	0	2	3
11/22	Wichita State	*	33	0-3	0-3	1-3	0-3-3	1	4	3	0	1	1
11/23	Green Bay	*	24	1-3	1-3	0-0	0-1-1	0	0	1	0	0	3
11/24	Minnesota		18	0-2	0-2	0-0	0-2-2	3	1	1	0	0	0
11/29	SEMO		24	0-3	0-3	0-0	0-1-1	0	6	0	0	2	0
12/3	Tennessee-Martin		31	3-6	3-5	0-0	0-3-3	1	4	0	1	1	9
12/6	Missouri State		27	1-3	1-3	0-0	0-2-2	1	5	2	0	1	3
12/8	Arkansas-PB		19	1-4	1-4	0-0	0-1-1	1	6	0	0	2	3
12/16	Southern Illinois	*	21	2-6	0-3	1-2	0-3-3	1	3	0	0	2	5
12/18	Morgan State	*	27	2-5	2-5	2-2	0-0-0	2	6	0	1	0	8
12/20	Murray State	*	29	3-9	2-8	0-0	0-3-3	0	4	1	0	1	8
12/29	at Memphis	*	25	0-2	0-1	0-0	0-3-3	2	1	2	0	2	0
1/3	at Georgia	*	24	0-2	0-2	1-2	0-2-2	0	2	2	0	1	1
1/6	Auburn	*	32	0-2	0-2	2-2	2-0-2	0	3	3	0	1	2
1/10	at Tennessee	*	23	1-4	1-4	0-0	0-1-1	1	5	1	0	1	3
1/13	Kentucky	*	24	1-3	1-3	0-0	0-2-2	0	1	2	0	0	3
1/20	at Ole Miss	*	22	1-6	1-5	0-0	0-2-2	1	3	4	0	2	3
1/24	Arkansas	*	29	3-5	1-2	0-0	0-1-1	0	0	1	0	0	7
1/27	at Texas A&M	*	24	0-0	0-0	0-0	0-1-1	0	0	2	0	1	0
1/31	Florida	*	22	2-3	1-1	3-2	0-0-0	0	1	1	0	1	8
2/3	Tennessee	*	29	1-2	1-1	2-2	1-2-3	1	4	2	0	1	5
2/10	Mississippi State	*	24	2-2	0-0	0-0	0-2-2	2	0	2	0	1	4
2/14	at Vanderbilt	*	27	1-4	0-3	0-0	0-1-1	2	1	0	0	2	2
2/17	at Arkansas	*	27	1-3	0-2	2-2	0-1-1	3	1	0	1	0	4
2/22	LSU	*	35	1-6	1-2	2-2	1-0-1	1	1	0	0	4	5
2/24	at Auburn	*	13	0-0	0-0	0-0	1-0-1	0	2	3	0	1	0
2/28	South Carolina	*	22	0-1	0-0	0-0	0-1-1	0	1	0	0	0	0
3/3	at Alabama	*	20	2-5	2-3	0-0	0-0-0	0	6	0	0	0	5
3/7	at Vanderbilt	*	20	0-2	0-0	0-0	0-0-0	3	0	3	0	0	0
3/20	Eastern Illinois	*	21	2-5	2-4	0-0	0-2-2	1	3	2	1	3	6

2011-12 // FRESHMAN

Date	Opponent	GS	MIN	FG-A	3P-A	FT-A	REB	PF	A	TO	BL	ST	PTS
11/11	at UTSA	*	25	0-2	0-2	1-2	1-3-4	4	1	1	0	0	1
11/12	at Texas A&M-CC	*	36	2-3	2-3	0-0	0-4-4	4	11	5	0	3	6
11/16	at Saint Louis	*	36	1-3	0-2	0-4	0-2-2	1	6	7	0	0	2
11/20	North Florida	*	31	1-4	0-3	0-0	0-2-2	1	6	0	0	2	2
11/26	Wright State	*	33	4-12	3-9	0-0	0-4-4	2	5	3	0	0	11
12/3	Northwestern	*	37	1-3	1-3	0-0	0-1-1	1	6	3	0	0	3
12/7	Eastern Illinois	*	36	0-1	0-1	0-0	1-1-2	0	4	2	0	1	0
12/10	North Dakota	*	35	0-3	0-2	0-0	0-3-3	2	3	2	0	2	0
12/19	Evansville	*	31	1-1	1-1	0-0	0-4-4	2	2	2	0	2	3
12/22	Memphis	*	36	2-6	1-3	1-2	0-2-2	1	4	1	0	1	6
12/30	Sam Houston St.	*	32	0-2	0-2	0-0	1-4-5	1	4	1	1	0	0
1/4	at Baylor	*	32	3-4	2-2	0-0	1-1-2	1	1	4	0	1	8
1/7	Texas Tech	*	38	3-5	3-5	1-2	0-1-1	3	5	4	0	0	10
1/11	at Kansas State	*	34	0-1	0-1	0-0	0-0-0	2	2	2	0	1	0
1/15	Kansas	*	39	2-3	1-1	2-2	0-1-1	1	5	3	1	1	7
1/18	at Texas A&M	*	37	0-2	0-1	0-1	0-0-0	2	6	10	0	1	0
1/21	Oklahoma State	*	38	1-6	1-6	0-0	0-4-4	2	2	2	0	1	3
1/25	at Texas	*	34	2-4	2-3	2-2	0-0-0	2	1	3	0	0	8
1/28	Oklahoma	*	39	1-2	0-1	0-0	0-2-2	2	4	5	0	2	2
2/1	Baylor	*	33	0-2	0-0	0-0	0-2-2	2	0	5	1	1	0
2/5	at Texas Tech	*	33	1-2	1-2	0-1	0-3-3	2	2	3	0	1	3
2/8	Iowa State	*	39	5-10	4-9	0-0	0-0-0	2	4	0	0	2	14
2/11	at Oklahoma	*	40	2-4	1-3	2-2	1-1-2	2	2	2	0	4	7
2/14	Texas A&M	*	39	1-2	1-2	0-0	1-1-2	0	6	3	0	1	3
2/18	at Kansas	*	39	5-6	3-3	0-0	0-2-2	0	6	3	0	3	13
2/21	at Iowa State	*	45	2-6	2-5	0-1	1-3-4	1	2	3	0	0	6
2/25	Kansas State	*	44	1-1	1-1	0-0	0-3-3	3	2	2	0	1	3
2/28	Texas	*	34	3-7	3-6	2-2	0-2-2	4	0	0	0	0	11
3/3	at Oklahoma St.	*	38	2-7	2-7	0-0	2-1-3	2	1	3	0	1	6
3/7	vs. Oklahoma St.	*	39	2-4	1-3	0-2	0-1-1	2	4	3	0	0	5
3/8	vs. Oklahoma	*	39	1-3	1-3	0-0	0-1-1	3	4	2	0	0	3





32 CHATRICE WHITE

6-3 // FRESHMAN // CENTER

SHELBY, NEB.

SHELBY-RISING CITY H.S.

CAREER BESTS

Pts: 30 (vs. Michigan, 2/28/15)
Rebs: 15 (2x, last vs. Murray State, 12/22/14)
FGM: 10 (2x, last vs. Kentucky, 11/27/14)
FGA: 21 (at Nebraska, 1/29/15)
FTM: 5 (2x, last at Michigan State, 1/15/15)
FTA: 8 (2x, last vs. Memphis, 11/20/14)
3FGM: 4 (at Nebraska, 1/29/15)
3FGA: 8 (at Nebraska, 1/29/15)
Ast: 3 (4x, last vs. Michigan, 2/28/15)
Blk: 7 (at Maryland, 1/18/15)
Stl: 5 (2x, last at Purdue, 2/21/15)
Min: 38 (at Maryland, 1/18/15)

HONORS


2015 All-Big Ten Honorable Mention
 2015 Big Ten All-Freshman Team
 Three-time 2015 Big Ten Freshman of the Week (1/12, 12/8, 11/24)
 2015 USA Basketball FIBA World Championship Team

AT ILLINOIS

2014-15 — FRESHMAN: Is the All-Time Freshman Scorer at Illinois (448 points) and also leads all freshman with her 60 season blocks...Ranked 62nd in the nation and sixth in the Big Ten for her 1.94 blocks per game...Her 1.94 steals per game ranked ninth in the Big Ten and her 44.1-percent shooting ranks 13th...Played in all 31 of the Illini's games in her freshman season, earning 30 starts...Averaged a team-leading seven rebounds per game and was second on the team for her 14.5 points per game...Was named the team's Most Valuable Player following the 2014-15 season...Was chosen to the USA Basketball FIBA World Championship Team in the summer of 2015...Closed the season with six double-doubles, including one in her first appearance for the Illini against IPFW (15 pts, 10 rbs)...Set her career-high with 30 points against Michigan on Feb 28, becoming the first Illini to score 30 points since 2013...Scored in double figures in 27 of 31 games on the season.

HIGH SCHOOL

Named a McDonald's High School All American, the first girl from Nebraska to earn the honor and only the second Illini signee to be named to the squad ... Posted six points, nine rebounds, three blocks and one steal in the McDonald's All American Game ... Ranked No. 27 player overall and No. 4 post player in the class of 2014 by ESPN HoopGurlz ... Ranked No. 54 nationally by Blue Star Basketball ... Finished her career with the Nebraska girls record for career rebounds (1,349) and sixth on the Nebraska girls career scoring list with 2,136 points ... Her 384 rebounds in 2012 were a Nebraska state girls record, her 341 boards in 2013 rank fifth and her 333 rebounds in 2014 stand ninth in state history ... Holds 20 individual school records, including single game scoring (43), season scoring (562), rebounds in a season (384), blocks in a season (135) and blocks in a game (12) ... Broke Shelby-Rising City's single-game scoring record in her first high school game (33 points vs. Clarkson) ... Named to the 2014 ALL-USA Nebraska and Omaha World-Herald All-Nebraska first team ... Named to the Associated Press Class C-2 first team in 2012, 2013 and 2014 ... Averaged 24.9 points and 13.3 rebounds while leading Shelby to a 23-2 record in 2013-14 ... Averaged 23.4 points, 14.2 rebounds, 5.2 blocks and 3.17 steals in 2012-13 ... Played for the Cornhusker Shooting Stars AAU team ... High school coach was Travis Weber.



PERSONAL

Born June 20, 1996 ... Daughter of Bob and Nitha White ... Majoring in i-Health ... Plans to play basketball professionally following graduation, then become a chiropractor ... Her favorite basketball memory was scoring her 2,000th career point during her last home game at Shelby-Rising City ... Was a three-time Academic All-State selection 2012-14 ... Earned a spot on Shelby-Rising City's honor roll every quarter of her high school career ... Volunteers as part of a senior center, her church, community cleanup efforts and a recycling program ... Member of Shelby-Rising City's student council, National Honor Society and Future Business Leaders of America ... Participated in Shelby-Rising City's band, theatre group and speech team.

WHITE GAME-BY-GAME

2014-15 // FRESHMAN

Date	Opponent	GS	MIN	FG-A	3P-A	FT-A	REB	PF	A	TO	BL	ST	PTS
11/14	IPFW	*	24	6-13	0-2	3-8	10	5	1	5	2	2	15
11/18	Robert Morris	*	21	10-20	0-1	3-4	8	3	1	2	0	1	23
11/20	Memphis	*	26	4-6	0-0	5-8	15	3	0	2	3	3	13
11/23	Southern	*	22	6-14	0-0	2-2	12	3	0	2	1	1	14
11/27	vs. Kentucky	*	37	10-13	1-1	2-2	4	4	0	3	3	2	23
11/28	vs. USF	*	29	3-11	0-2	2-2	8	5	1	3	0	2	8
11/29	vs. Oklahoma	*	23	2-2	2-2	4-6	3	5	3	4	2	0	10
12/3	Virginia	*	28	5-16	0-3	2-6	7	4	1	3	1	0	12
12/6	at Southern Ill.	*	25	9-14	2-2	1-1	5	0	0	0	4	0	21
12/9	at Seton Hall	*	31	6-13	1-2	4-4	0	1	2	3	1	2	17
12/13	at Valparaiso	*	31	5-15	1-4	0-0	5	1	1	3	3	2	11
12/22	Murray State	*	27	7-16	2-3	2-2	15	2	1	1	4	1	18
12/28	Purdue	*	36	3-15	0-2	4-6	7	4	0	1	2	1	10
1/4	at Penn State	*	31	7-15	0-2	3-3	2	4	2	2	2	3	17
1/8	Iowa	*	37	9-14	3-4	1-2	6	1	1	3	4	5	22
1/11	Nebraska	*	35	3-8	1-2	2-2	9	3	1	3	2	1	9
1/15	at Michigan State*	*	35	5-11	1-1	5-7	7	4	1	0	2	3	16
1/18	at Maryland	*	38	6-14	1-6	0-0	5	2	1	3	7	3	13
1/22	Northwestern	*	35	5-8	1-1	3-4	6	5	1	0	2	4	14
1/26	at Michigan	*	35	4-14	0-1	2-5	6	3	1	3	0	4	10
1/29	at Nebraska	*	35	9-21	4-8	1-2	7	5	2	4	2	1	23
2/1	Wisconsin	*	21	5-13	0-2	1-3	2	5	0	1	0	0	11
2/5	Minnesota	*	28	5-14	0-1	1-1	9	5	0	3	2	1	11
2/8	at Northwestern	*	34	2-9	0-3	2-2	7	4	3	4	3	3	6
2/11	at Indiana	*	31	6-8	2-2	4-7	7	3	1	2	2	0	18
2/14	Ohio State	*	30	5-15	0-2	3-4	12	4	1	4	1	2	13
2/17	at Rutgers	*	35	4-15	0-2	2-5	6	3	1	7	0	0	10
2/21	at Purdue	*	33	6-19	0-3	2-4	10	4	0	4	1	5	14
2/25	Michigan State	*	33	3-7	0-1	5-9	7	3	3	6	2	3	11
2/28	Michigan	*	35	12-18	2-3	4-6	7	3	3	2	2	3	30

WHITE'S CAREER STATISTICS

YEAR	G-GS	MIN/AVG	FGM-FGA/%	3PM-3PA/%	FTM-FTA/%	REB/AVG	PF/DQ	A	TO	B	ST	PTS/AVG
2014-15	31-30	953/30.7	174-395/.441	25/69/.362	75-117/.641	216/7.0	106/8	34	85	60	60	448/14.5
TOTAL	31-30	953/30.7	174-395/.441	25/69/.362	75-117/.641	216/7.0	106/8	34	85	60	60	448/14.5

WHITE'S CAREER BIG TEN STATISTICS

YEAR	G-GS	MIN/AVG	FGM-FGA/%	3PM-3PA/%	FTM-FTA/%	REB/AVG	PF/DQ	A	TO	B	ST	PTS/AVG
2014-15	18-17	597/33.2	99-238/.416	15-46/.326	45-72/.625	122/6.8	65/4	22	52	36	42	258/14.3
TOTAL	18-17	597/33.2	99-238/.416	15-46/.326	45-72/.625	122/6.8	65/4	22	52	36	42	258/14.3



23 JAELYNE KIRKPATRICK

5-7 // FRESHMAN // GUARD

OAKVILLE, ONTARIO

ST. IGNATIUS OF LOYOLA

HIGH SCHOOL

Ranked the No. 1 guard and No. 2 overall player in Canada in the Class of 2015 by CROWN Scout Girls...Ranked a three-star recruit and the No. 31 point guard in the United States and Canada in the Class of 2015 by ESPN Hoopgurlz...Played for Canada in the 2014 FIBA U17 World Championships and the 2013 FIBA Americas U16 Championship...Led all players in assists at the 2013 FIBA Americas U16 tournament and helped Canada to a silver medal

PERSONAL

Born July 26, 1997...Daughter of Scott and Laurel Kirkpatrick...has two siblings, Easton and Ty...Enjoys playing volleyball, watching scary movies, painting, sketching and drawing...was a member of Best Buddies in high school, a club that organized events for those with special needs...also played soccer, volleyball, dodgeball, badminton, softball and club football in highschool...Lists Serena Williams and Cheryl Miller as her favorite athletes.



5 CIERRA RICE

5-9 // FRESHMAN // GUARD

GROSSE POINTE, MICH.

GROSSE POINT

HIGH SCHOOL

A Four-star recruit, ranked the No. 66 overall player and the No. 21 guard in the Class of 2015 by ESPN Hoopgurlz...Ranked the No. 1 player in Michigan in the Class of 2015 by Midwest Girls Basketball Recruiting Report...Played for All Ohio Black AAU team, the same squad that former Illini All-American Karisma Penn played for...Averaged 18.1 points, 5.5 rebounds, 3.0 steals and 2.5 assists per game in 2013-14...Has led Grosse Pointe South to a 68-7 record in the past three seasons, including consecutive Class A runner-up finishes in 2012 and 2013...Two-time MLive Detroit Dream Team selection...Two-time Basketball Coaches Association of Michigan All-State selection in 2013 and 2014....2015 Parade All-America selection

PERSONAL

Born July 22, 1997...Daughter of Marvin and Valeria Rice...Has three siblings, John, Aaron and Ashton...Is a member of the Fellowship of Christian Athletes...Lists David Beckham as her favorite athlete...Was a four-year member of the National Honor Society...Enjoys dancing in her spare time.





35 ALEX WITTINGER

6-1 // FRESHMAN // FORWARD

DELANO, MINN.

DELANO

HIGH SCHOOL

Ranked the No. 16 wing in the Class of 2015 by ESPN Hoopgurlz...Ranked the No. 5 overall prospect and the No. 3 post player in the Class of 2015 in Minnesota, according to gPrep Minnesota High School Girls Basketball...Ranked the No. 185 overall player in the Class of 2015 by Blue Star Basketball...Named honorable mention All-State by the Minnesota Girls Basketball Coaches Association in 2014...Averaged a double-double in 2013-14... Was a starting post player for North Tartan AAU, one of the top five teams in the country in 2014...Named to the 2014 Minnesota Volleyball Coaches Association Class AAA All-State honorable mention team...Named to the Star Tribune's 2013 Class AAA All-State Tournament team after helping Delano to a state runner-up finish...Finished sixth in the 300 hurdles at the Minnesota Class AA track and field state championships in 2012...Qualified for the Minnesota Class AA track and field championships in the 100 hurdles and 300 hurdles in 2014...Also was recruited to play college volleyball.

PERSONAL

Born April 4, 1997...Daughter of Kevin and Ann Wittinger...Is studying Industrial and Systems Engineering at the University of Illinois...Her mother played volleyball at the University of Minnesota...Is active in Campus Ignite...Enjoys being outdoors, swimming and drawing... Lists LeBron James as her favorite athlete...credits her father with influencing her basketball career as he was her coach until the eighth grade.



STUDENT MANAGERS



2015-16 Women's Basketball Managers

FIRST ROW: Jonathan Nonnie, Alexis King, Camille Terry, Tania Njiwah

SECOND ROW: Ehab Refati, Matthew Meyering, Zachary Niemiera **NOT PICTURED:** Sean Gordon



2014-15 IN REVIEW

SEASON HIGHLIGHTS.....	46-48
2014-15 STATISTICS.....	48-51
2015 BIG TEN TOURNAMENT BRACKET.....	52
2014-15 BIG TEN STATISTICS.....	53-55
2015 WNIT/NCAA BRACKET.....	56
2014-15 GAME SUMMARIES.....	57-64

SEASON REVIEW



Ivory Crawford joined the 1,000 point club, finishing the season with 1,409 career points.

In his third season at the helm of the Illinois Women's Basketball program, head coach Matt Bollant led the Fighting Illini to one of the best starts to a season in the past decade; Illinois went 9-3 in the non-conference, which marked the best non-conference record for the program since the 2006-07 season. Not only that, but the Illini saw a 5-0 start to the season, the best for the Orange and Blue in 12 years.

Bollant and the Illini finished the 2014-15 season with a 15-16 record, and going 10-5 at the State Farm Center.

It was a record-setting season as freshman Chatrice White broke the all-time records for freshman scoring and blocked shots in her inaugural campaign with the Illini. White tallied 60 blocks and racked up 448 points on the season as one of the team's leaders.

Both White and senior Ivory Crawford were recognized as All-Big Ten Honorable Mentions following the season. Crawford led the Illini as she averaged 15.6 points per game on 46-percent shooting from the field, both of which ranked 10th in the Big Ten. She finished her Illinois career ranked 13th all-time for her 1,409 career points and 12th all-time for her 525 career field goals made. Crawford also ranks fifth all-time for her 241 career steals.

Senior Nia Oden was also recognized following the season as she earned the Big Ten Sportsmanship Award for the second consecutive year.

As a team, Illinois started the season strong, adding a win over No. 9 Kentucky to its five-game win streak to start the season. The win over the SEC powerhouse marked the highest ranked opponent that Illinois has beaten since 2013. The Orange and Blue upset two ranked opponents on the year, adding a win over No. 17 Iowa as well.

Returning to Champaign with a 1-2 record at the Paradise Jam, Illinois quickly returned to its winning ways, earning victories over both Virginia and Southern Illinois. Following a loss to Seton Hall, the Illini would close out the non-conference slate with wins over Valparaiso and Murray State.

"It's going to be a grind, and you've got to believe in yourself, there are going to be ups and downs" Bollant said of heading into the Big Ten slate. "Every team is going to have some games that are disappointing. There are going to be a lot of tough battles. We have to keep believing and hopefully the non-conference prepared us well to believe in ourselves and keep fighting."

The Fighting Illini did just that. Illinois opened conference play against Purdue before heading to Penn State. With a 91-76 score, the Illini notched their first win in University Park since 1998 and handed the Lady Lions their worst loss at home in four years. The Illini would carry that momentum back to the State Farm Center for a 73-61 win over No. 17-ranked Iowa before dropping the next seven games in league play.

The Illini bounced back in February, tallying a 95-69 win over Minnesota early in the month. Three players contributed more than 20 points in the game, Jacqui Grant (29), Crawford (23) and Kyle Simmons (22), the first time in two years that Illinois had seen

that type of production in a game. The loss marked the fourth in five games for the Gophers.

Following losses to both Northwestern and No. 18-ranked Rutgers, the Illini once again rebounded with a win at Purdue. Illinois overcame a major deficit after scoring just 16 points in the first half, defeating the Boilermakers by one, 47-46. The win was once again a big one for the Fighting Illini as it marked the first victory in West Lafayette since Feb. 3, 2005, and just fifth ever in program history.

The Illini once again came up big to close out the regular season as the team topped Michigan, 72-60, to clinch a first-round bye at the Big Ten Tournament. Once again, White came up big for UI. The freshman posted 30 points against the Wolverines, the first Illini to do so since 2013.

Illinois closed its season in the second round of the Big Ten Tournament, falling to Nebraska, 71-86, in a hard-fought contest. Despite being outscored by 20 in the first half, Illinois came out of the locker room rejuvenated to cut its deficit and outscore the Huskers, 42-37, in the second half of play. As a team, the Illini made nine three-point shots in the game, breaking the program record for the third straight season with a total of 205 treys on the year. Their 26 attempts in the game also led to a new record with 650 on the year, while the defense finished second only to Bollant's first campaign (417) with a total of 348 steals.

The Illini averaged 11.2 steals per game on the season, led by seniors Brittany Carter and Crawford. Individually the two ranked among the top-36 in the country as they led the Illini with more than 2.5 steals per game each.

In her redshirt junior campaign, Kyle Simmons was also among team leaders. She the Illini in three-point shooting, knocking down over 40-percent of her shots from distance this season, fourth-best in the Big Ten. That number put her 36th in the nation as well. Her 72 three-pointers made this season sit fifth all-time for season threes at Illinois.

While standing out on the court, the Illinois Women's Basketball program also made an impact in the classroom in the 2014-15 season. Seven Fighting Illini garnered Winter Academic All-Big Ten honors including Kennedy Cattenhead, Taylor Gleason, Jaqui Grant, Sarah Hartwell, Ashley McConnell, Nia Oden and Alexis Smith.

The 2015-16 season looks bright for the Orange and Blue. The Illini will return seven players for the 2015-16 season, including redshirt seniors Sarah Hartwell and Kyle Simmons as the most senior players on the team. Illinois will also welcome a talented freshman class including Cierra Rice, the No. 1 player from the state of Michigan, Jaelyne Kirkpatrick, the No. 1 guard out of Canada, and Alex Wittinger, the No. 5 overall prospect in the state of Minnesota.

ILLINOIS HONORS

All-Big Ten: Ivory Crawford (honorable mention, media & coaches), Chatrice White (honorable mention, media)

Big Ten Freshman of the Week: Chatrice White (Nov. 24, Dec. 16)

Big Ten Sportsmanship Honoree: Nia Oden

Academic All-Big Ten: Kennedy Cattenhead, Taylor Gleason, Jacqui Grant, Sarah Hartwell, Ashley McConnell, Nia Oden, Alexis Smith

TEAM AWARDS

Most Valuable Player - Ivory Crawford/Chatrice White

Defensive Player of the Year - Ivory Crawford

Most Improved - Amarah Coleman

Ralf Woods Free Throw Trophy - Kiley Simmons

Courtsiders Illini Spirit Award - Alexis Smith

Nia Oden {Coaches} Award - Nia Oden

2014-15 Letterwinners: Ivory Crawford****, Taylor Gleason**, Jacqui Grant**, Sarah Hartwell**, Ashley McConnell**, Nia Oden****, Taylor Tuck****, Chatrice White*, Kyle Simmons*, Brittany Carter*, Amarah Coleman*, Brooke Kissinger*

SEASON HIGHLIGHTS

NOTEWORTHY NEWS

• **CRAWFORD STARTS SEASON AMONG 1,000-POINT CLUB:** Senior Ivory Crawford became only the 15th player in school history to score 1,000 points with eligibility remaining when she reached the milestone last season. She continues to climb up the list, currently in 13th with 1,409 points. She also sits in fifth in steals, seventh in three-pointers made and attempted, 13th in offensive rebounds and 19th in total rebounds, and 14th in free throws made and attempted. On Feb. 17, Crawford became the seventh Illini in program history to sink 100 career three-pointers, and needs 13 to past Allison Curtin (1998-01) for sixth place.

• **NEW FACES CONTRIBUTE FOR ILLINI:** Between freshmen and transfers, the Illini have six players on the roster who have made their Orange and Blue debuts this season; senior transfer Brittany Carter, junior transfer Kiley Simmons, redshirt-freshman Kennedy Cattenhead, and true-freshmen Amarah Coleman, Brooke Kissinger and Chatrice White. Through 30 games, that sextet scored 1,223 of Illinois' 2,002 points (61.1 percent) and grabbed 50.2 percent of its rebounds (540 of 1,075).

• **DEFENSE DOES IT FOR ILLINOIS:** After leading the Big Ten for the past two years, the Illini again rank first in the league in 2014-15 with a +5.23 turnover margin this season, with the help of the a league-leading 111.2 steals per game. UI led the Big Ten in steals per game (11.0 spg) and turnover margin (+5.2) in 2013-14, ranking eighth in the nation in steals and 13th in turnover margin. The Illini stand 22nd nationally in turnover margin and 14th in steals per game this season, and have three individuals (Carter, Crawford, White) ranked in the top ten in the conference in steals.

Illinois leads the Big Ten in turnovers forced for the second-straight year and has raised the bar this season, forcing 21.5 per game compared to 19.1 in 2013-14. UI forced 20-plus turnovers in 20 of 30 games thus far, including 34 on Michigan State on Feb. 25.

Additionally, the Illini are fifth in the Big Ten in scoring defense, allowing 64.3 ppg, due in part to its D at the perimeter, ranking sixth in three-point defense (.303).

• **SINGLE-GAME TREYS RECORD FALLS:** Illinois shattered the school record for three-pointers in a single game at Valparaiso on Dec. 13, making 15-of-28 (53.6 percent). The outing surpassed the previous mark of 12 treys, which was set in 1997 and tied in 2003 and 2013. UI then hit 12 triples at Penn State, breaking the school record for three-pointers in a Big Ten game. The Illini drained 10 treys against Minnesota, marking the 16th time in Matt Bollant's 88 games as Illinois' head coach – and fourth time this season – that the Illini have made 10-plus treys in a game.

• **UI FINDS SHOOTING TOUCH IN PARADISE:** Illinois started the season by missing its first 24 three-pointers and was just 6-of-65 (9.2 percent) from long range through four games. But the Illini found their touch since going to Paradise Jam in the U.S. Virgin Islands, hitting 80-of-213 (37.6 percent) from downtown in 11 games through the Iowa contest. Illinois cooled during the middle of Big Ten play, going 43-of-140 (30.7 percent) on treys in the seven games after the Iowa contest before hitting 19-of-50 (38 percent) against Minnesota and Northwestern. Illinois has made 38 more three-pointers than its opponents in its last 23 games, an average of 5.0 points per game.

• **ILLINI POST BEST NON-CONFERENCE MARK IN 8 YEARS:** Illinois finished non-conference play with a 9-3 record, its best mark prior to the start of the Big Ten schedule in eight years, since the 2006-07 squad went 10-2 to start the season.

NEW LOOK FOR THE FIGHTING ILLINI

Illinois athletics completed a large-scale, 18-month brand evaluation program with Nike in 2014. The collaboration began in January 2013 and resulted in an updated brand and identity system starting in 2014-15, including logos, marks, uniforms, equipment, lettering, numerals and consistent colors for all 19 Illini sports, including women's basketball, and the DIA as a whole. The rebranding was unveiled on April 16, 2014, at the Krannert Center for the Performing Arts.

The Fighting Illini debuted their new uniforms in the 95-69 victory over Minnesota on February 5, becoming the first school in the country to wear this style of Nike uniform, which is better designed to fit women.

PHASE 1 OF CONSTRUCTION IN THE BOOKS

After the 2013-14 season, the Fighting Illini had to vacate their home arena, State Farm Center, as the three-year, \$169.5 million Illinois Renaissance renovation project began. Expected to be completed in time for the 2016-17 season, the renovation includes the installation of premium seating, upgrades to team locker rooms, all concourses, concession and restroom facilities, and wider aisles and increased access for patrons with disabilities. In addition, air conditioning will be installed and grand entrances will be constructed on the arena's east and west sides. While most of the first year of construction's work was mechanical and infrastructure-related, fans will notice new, blue seats in the 200 level, which was formerly known as "C" section.

ILLINOIS IN THE NCAA RANKINGS (FINAL)

Statistic	National Rank	Conference Rank	Value/National Leader	Value/Conference Leader	Value
Assist/Turnover Ratio (355 ranked)	115	11	1.866/Alanna	1.24/Alanna	1.74
Points Per Game (255 ranked)	84	10	74.4/Alanna	75.0/Alanna	76.1
Blocked Shots Per Game (245 ranked)	10	16	4.46/Alanna	3.92/Bianca	4.2
Defensive Rebounds per Game (20 ranked)	1	1	11.1/Alanna	10.1/Alanna	10
Offensive Rebounds (245 ranked)	127	14	30.2/Alanna	34.0/Alanna	32.1
Offensive Rebounds Percentage (245 ranked)	251	11	47.16/Alanna	52.16/Alanna	52.1
Free-Throws Percentage (245 ranked)	260	14	66.1/Alanna	68.0/Alanna	76.9
Effective Defensive per Game (20 ranked)			16.0/Alanna	16.0/Alanna	16.0
Assist/Points Per Game (245 ranked)	275	10	18.0/Alanna	17.1/Alanna	16.2
Rebound Margin (245 ranked)	280	10	4.2/Alanna	4.2/Alanna	4.0
Steals Per Game (245 ranked)	125	5	14.4/Alanna	14.4/Alanna	14.0
Steals Per Game (245 ranked)	134	11	2.4/Alanna	2.4/Alanna	2.4
Steals Per Game (245 ranked)	138	11	11.0/Alanna	11.0/Alanna	11.0
Blocks Per Game (245 ranked)	10	1	11.0/Alanna	11.0/Alanna	11.0
Three-Point Field Goals (245 ranked)	103	4	32.0/Alanna	34.0/Alanna	34.0
Three-Point Field Goals Per Game (245 ranked)	84	10	11.0/Alanna	11.0/Alanna	11.0
Three-Point Field Goals Percentage (245 ranked)	140	10	37.0/Alanna	40.0/Alanna	40.0
Turnover Margin (245 ranked)	25	1	6.2/Alanna	6.2/Alanna	6.2
Turnovers Per Game (245 ranked)	120	11	18.0/Alanna	18.0/Alanna	18.0
Win-Loss Record (245 ranked)	142	11	48.0/Alanna	48.0/Alanna	48.0

Statistic	Player	National Rank	Conference Rank	Value/National Leader	Value/Conference Leader	Value
Assist/Turnover Ratio (355 ranked)	Kiley Simmons	100	0	1.02/Glen Abshire, Quindiac	4.10/Chantae Davis, Rutgers	3.10
Points Per Game (255 ranked)	Brittany Carter	141	10	1.44		
Blocked Shots Per Game (245 ranked)	Jessie Coleman	214	10	4.46/Alanna	4.46/Alanna	4.46
Defensive Rebounds per Game (20 ranked)	Kiley Simmons	232	20	3.2		
Double Doubles (25 ranked)	Chatrice White	52	0	1.54/Sophia Constant, San Diego	4.75/Ambera Zatul D., Minnesota	4.65
Offensive Rebounds (245 ranked)				10.1/Alanna	10.1/Alanna	10.1
Offensive Rebounds Percentage (245 ranked)				52.16/Alanna	52.16/Alanna	52.16
Free-Throws Percentage (245 ranked)	Jessie Coleman	114	10	66.1/Alanna	66.1/Alanna	66.1
Effective Defensive per Game (20 ranked)	Chatrice White	240	10	16.0/Alanna	16.0/Alanna	16.0
Assist/Points Per Game (245 ranked)				18.0/Alanna	18.0/Alanna	18.0
Rebound Margin (245 ranked)				4.2/Alanna	4.2/Alanna	4.2
Steals Per Game (245 ranked)	Jessie Coleman	125	10	14.4/Alanna	14.4/Alanna	14.4
Steals Per Game (245 ranked)	Chatrice White	213	10	2.4/Alanna	2.4/Alanna	2.4
Steals Per Game (245 ranked)				11.0/Alanna	11.0/Alanna	11.0
Blocks Per Game (245 ranked)				11.0/Alanna	11.0/Alanna	11.0
Three-Point Field Goals (245 ranked)				32.0/Alanna	32.0/Alanna	32.0
Three-Point Field Goals Per Game (245 ranked)	Brittany Carter	30	0	2.22/Rhonda Davis, Rutgers	2.22/Rhonda Davis, Rutgers	2.22
Three-Point Field Goals Percentage (245 ranked)	Jessie Coleman	94	0	37.0/Alanna	37.0/Alanna	37.0
Three-Point Field Goals Percentage (245 ranked)	Chatrice White	133	0	1.54		
Three-Point Field Goals (245 ranked)	Kiley Simmons	60	0	2.42/Melissa Olson, Iowa	2.42/Melissa Olson, Iowa	2.42
Three-Point Field Goals Percentage (245 ranked)	Kiley Simmons	30	0	40.0/Kateena Marquardt, UConn	40.0/Kateena Marquardt, UConn	40.0
Three-Point Field Goals Percentage (245 ranked)				4.0/Alanna	4.0/Alanna	4.0

2014-15 RESULTS

DATE	OPPONENT	RESULT	SCORE	RECORD	ATTENDANCE	HIGH POINTS	HIGH REBOUNDS	HIGH ASSISTS
11/14/14	IPFW	W	70-63	1-0	1283	(18)Crawford	(10) White	(5) Simmons
11/18/14	ROBERT MORRIS	W	66-48	2-0	1171	(23) White	(10) Carter	(4) Simmons
11/20/14	MEMPHIS	W	60-58	3-0	1250	(14) Coleman	(15) White	(4) Coleman
11/23/14	SOUTHERN UNIVERSITY	W	62-42	4-0	1642	(14) White	(12) White	(4) Carter
11/27/14	vs #9 Kentucky^	W	77-71	5-0	0	(23) White	(6) Grant	(8) Carter
11/28/14	vs USF^	L	61-67	5-1	1988	(24) Crawford	(8) Crawford	(4) Coleman
11/29/14	vs Oklahoma^	L (OT)	76-78	5-2	0	(27) Crawford	(10) Crawford	(6) Carter
12/03/14	VIRGINIA&	W	86-63	6-2	1857	(16) Grant	(7) White	(4) Crawford
12/6/14	at Southern Illinois	W	86-42	7-2	1975	(21) White	(11) Crawford	(4) Coleman
12/9/14	at Seton Hall	L	72-82	7-3	467	(17) Crawford	(9) Grant	(4) Carter
12/13/14	at Valparaiso	W	80-58	8-3	408	(22) Carter	(6) Carter	(6) Simmons
12/22/14	MURRAY STATE	W	64-44	9-3	1892	(18) White	(15) White	(4) Simmons
12/28/14	PURDUE*	L	55-62	9-4	2548	(16) Crawford	(9) Crawford	(4) Crawford
1/4/15	at Penn State*	W	91-76	10-4	3933	(29) Grant	(8) Grant	(10) Simmons
1/8/15	#17 IOWA*	W	73-61	11-4	1650	(22) White	(15) Grant	(5) Carter
1/11/15	#19 NEBRASKA*	L	53-58	11-5	3263	(18) Coleman	(9) White	(3) Simmons
1/15/15	at Michigan State*	L	56-63	11-6	4419	(19) Carter	(10) Grant	(4) Simmons
1/18/15	at #8 Maryland*	L	54-74	11-7	6191	(24) Coleman	(7) Grant	(4) Carter
1/22/15	NORTHWESTERN*	L	67-68	11-8	1725	(15) Carter	(12) Grant	(4) Coleman
1/26/15	at Michigan*	L	57-70	11-9	1780	(17) Grant	(10) Grant	(6) Carter
1/29/15	at #15 Nebraska*	L	57-59	11-10	7378	(23) White	(7) Carter	(4) Coleman
2/1/15	WISCONSIN*	L	62-73	11-11	1797	(16) Simmons	(7) Grant	(3) Coleman
2/5/15	MINNESOTA*	W	95-69	12-11	1693	(29) Grant	(10) Carter	(11) Crawford
2/8/15	at Northwestern*	L	58-64	12-12	2011	(17) Simmons	(8) Grant	(5) Carter
2/11/15	at Indiana*	L	58-85	12-13	2236	(18) White	(8) Grant	(5) Crawford
2/14/15	OHIO STATE*	W	66-55	13-13	2708	(18) Crawford	(12) White	(5) Crawford
2/17/15	at #19 Rutgers*	L	56-80	13-14	2329	(15) Crawford	(6) Carter	(6) Crawford
2/21/15	at Purdue*	W	47-46	14-14	6348	(14) White	(10) White	(5) Crawford
2/25/15	MICHIGAN STATE*	L	65-67	14-15	1815	(18) Crawford	(7) White	(4) Carter
2/28/15	MICHIGAN*	W	72-60	15-15	2989	(30) White	(9) Crawford	(6) Crawford
3/5/15	vs #15 Nebraska %	L	71-86	15-16	0	(19) Crawford	(10) Crawford	(6) Carter

^ Paradise Jam, St. Thomas, Virgin Islands // & Big Ten/ACC Challenge // * Big Ten Conference game // % Big Ten Tournament // Rankings are APon date of game

ATTENDANCE SUMMARY

	GAMES	TOTAL	AVG.	HIGH
HOME	15	29,283	1,952	3,263
BIG TEN HOME	9	20,188	2,243	3,263
AWAY	12	39,475	3,290	7,378
NEUTRAL	4	1,988	497	1,988
TOTAL	31	70,746	2,282	7,378



Amber Moore broke school records for season three-pointers made, and season and career three-pointers attempted in 2012-13.

2014-15 STARTING LINEUPS

Game	G/F	G	G	G	F	Record
IPFW	Simmons	Crawford	Carter	Grant	White	1-0
Robert Morris	Simmons	Crawford	Carter	Grant	White	2-0
Memphis	Simmons	Crawford	Carter	Grant	White	3-0
Southern	Coleman	Crawford	Carter	Grant	White	1-0
vs. Kentucky^	Simmons	Crawford	Carter	Grant	White	4-0
vs. USF^	Simmons	Crawford	Carter	Grant	White	4-1
vs. Oklahoma^	Simmons	Crawford	Carter	Grant	White	4-2
Virginia&	Simmons	Crawford	Carter	Grant	White	5-2
at Southern Illinois	Simmons	Crawford	Carter	Grant	White	6-2
at Seton Hall	Simmons	Crawford	Carter	Grant	White	6-3
at Valparaiso	Simmons	Crawford	Carter	Grant	White	7-3
Murray State	Simmons	Crawford	Carter	Grant	White	8-3
Purdue*	Simmons	Crawford	Carter	Grant	White	8-4
at Penn State*	Simmons	Crawford	Carter	Grant	White	9-4
Iowa*	Simmons	Crawford	Carter	Grant	White	10-4
Nebraska*	Simmons	Tuck	Carter	Grant	White	0-1
at Michigan State*	Simmons	Coleman	Carter	Grant	White	0-1
at Maryland*	Simmons	Coleman	Carter	Grant	White	0-2
Northwestern*	Simmons	Coleman	Carter	Grant	White	0-3
at Michigan*	Simmons	Coleman	Carter	Grant	White	0-4
at Nebraska*	Simmons	Coleman	Carter	Grant	White	0-5
Wisconsin*	Simmons	Crawford	Carter	Grant	White	10-5
Minnesota*	Simmons	Crawford	Carter	Grant	White	11-5
at Northwestern*	Simmons	Crawford	Carter	Grant	White	11-6
at Indiana*	Simmons	Crawford	Carter	Grant	White	11-7
Ohio State*	Simmons	Crawford	Carter	Grant	White	12-7
at Rutgers*	Simmons	Crawford	Carter	Grant	White	12-8
at Purdue*	Simmons	Crawford	Carter	Grant	White	13-8
Michigan State*	Simmons	Crawford	Carter	Grant	White	13-9
Michigan*	Simmons	Crawford	Carter	Tuck	Oden	1-0
#15 Nebraska &	Simmons	Crawford	Carter	Grant	White	13-10

^ Paradise Jam, St. Thomas, U.S. Virgin Islands // & Big Ten/ACC Challenge // * Big Ten game // & Big Ten

2013-14 STATISTICS



2014-15 ILLINOIS FIGHTING ILLINI FINAL CUMULATIVE STATISTICS

OVERALL: 15-16 HOME: 10-5 ROAD: 4-8 NEUTRAL: 1-3

PLAYER	GP-S	MIN/AVG	TOTAL FGM-A/PCT.	3-POINTERS 3PM-A/PCT.	FTM-A/PCT.	REBOUNDS O-D-T/AVG.	PF-DQ	A	TO	BL	ST	PTS/AVG.
22 Crawford, Ivory	25-25	769/30.8	152-331/.459	22-71/.310	64-92/.696	63-72-135/5.4	77-5	84	86	7	64	390/15.6
32 White, Chatrice	31-30	953/30.7	174-395/.441	25-69/.362	75-117/.641	94-122-216/7.0	106-8	34	85	60	60	448/14.5
15 Simmons, Kylee	30-30	1095/36.5	91-226/.403	72-179/.402	38-50/.760	11-58-69/2.3	65-2	97	60	1	47	292/9.7
34 Grant, Jacqui	31-30	932/30.1	125-296/.422	16-81/.198	30-56/.536	62-149-211/6.8	104-7	40	69	28	29	296/9.5
20 Carter, Brittany	31-31	1012/32.6	91-289/.315	33-129/.256	32-43/.744	28-136-164/5.3	90-5	98	68	15	80	247/8.0
10 Coleman, Amarah	30-6	613/20.4	85-215/.395	14-29/.483	41-70/.586	23-43-66/2.2	57-0	57	76	0	27	225/7.5
03 Tuck, Taylor	24-2	222/9.3	21-79/.266	7-26/.269	11-14/.786	11-23-34/1.4	11-0	10	9	7	11	60/2.5
21 Kissinger, Brooke	21-0	120/5.7	10-51/.196	5/38/.132	2-2/1.000	2-9-11/0.5	9-0	5	10	1	3	27/1.3
12 McConnell, Ashley	22-0	196/8.9	9-18/.500	8-12/.667	1-4/.250	1-15-16/0.7	8-0	7	8	0	5	27/1.2
25 Cattenhead, Kennedy	22-0	129/5.9	9-27/.333	2-7/.286	4-10/.400	7-16-23/1.0	8-0	7	15	1	9	24/1.1
05 Oden, Nia	23-1	117/5.1	9-24/.375	0-3/.000	4-7/.571	11-14-25/1.1	20-0	2	4	3	8	22/1.0
02 Gleason, Taylor	7-0	24/3.4	2-4/.500	0-0/.000	1-1/1.000	2-6-8/1.1	1-0	1	3	0	2	5/0.7
00 Hartwell, Sarah	14-0	43/3.1	3-11/.273	1-4/.250	3-4/.750	3-3-6/0.4	8-0	2	3	0	3	10/0.7
TEAM.....						67-57-124/4.0	1		7			
ILLINOIS.....	31		781-1966/.397	205-648/.316	306-470/.651	385-723-1108/35.7	565-27	444	503	123	348	2073/66.9
Opponents.....	31		717-1748/.410	176-571/.308	382-565/.676	374-879-1253/40.4	509--	417	665	121	188	1992/64.3

2014-15 ILLINOIS FIGHTING ILLINI FINAL BIG TEN STATISTICS

RECORD: 6-12 HOME: 4-5 ROAD: 2-7 NEUTRAL: 0-0

PLAYER	GP-S	MIN/AVG	TOTAL FGM-A/PCT.	3-POINTERS 3PM-A/PCT.	FTM-A/PCT.	REBOUNDS O-D-T/AVG.	PF-DQ	A	TO	BL	ST	PTS/AVG.
32 White, Chatrice	18-17	597/33.2	99-238/.416	15-46/.326	45-72/.625	57-65-122/6.8	65-4	22	52	36	42	258/14.3
22 Crawford, Ivory	12-12	396/33.0	69-163/.423	11-38/.289	22-35/.629	30-30-60/5.0	35-2	55	47	4	28	171/14.3
34 Grant, Jacqui	18-17	577/32.1	79-187/.422	11-50/.220	18-31/.581	37-104-141/7.8	53-1	24	41	14	20	187/10.4
15 Simmons, Kylee	18-18	688/38.2	59-140/.421	47-112/.420	18-23/.783	8-36-44/2.4	42-1	58	39	1	31	183/10.2
20 Carter, Brittany	18-18	601/33.4	55-175/.314	21-82/.256	14-20/.700	17-74-91/5.1	51-1	56	35	6	49	145/8.1
10 Coleman, Amarah	17-5	352/20.7	50-131/.382	10-22/.455	17-28/.607	14-24-38/2.2	35-0	34	43	0	13	127/7.5
03 Tuck, Taylor	15-2	128/8.5	9-44/.205	3-15/.200	6-8/.750	6-16-22/1.5	4-0	2	5	3	3	27/1.8
12 McConnell, Ashley	11-0	123/11.2	6-12/.500	6-8/.750	0-0/.000	0-12-12/1.1	3-0	5	5	0	4	18/1.6
05 Oden, Nia	11-1	62/5.6	3-8/.375	0-2/.000	4-6/.667	4-6-10/0.9	7-0	1	2	1	5	10/0.9
00 Hartwell, Sarah	7-0	18/2.6	1-7/.143	1-4/.250	2-2/1.000	1-0-1/0.1	3-0	0	1	0	1	5/0.7
25 Cattenhead, Kennedy	10-0	27/2.7	3-6/.500	0-1/.000	0-0/.000	2-4-6/0.6	1-0	2	6	0	0	6/0.6
21 Kissinger, Brooke	11-0	30/2.7	2-15/.133	1-11/.091	0-0/.000	2-2-4/0.4	2-0	2	3	1	0	5/0.5
02 Gleason, Taylor	1-0	1/1.0	0-0/.000	0-0/.000	0-0/.000	0-0-0/0.0	0-0	0	0	0	0	0/0.0
TEAM.....						38-19-57/3.2	1		4			
ILLINOIS.....	18		435-1126/.386	126-391/.322	146-225/.649	216-392-608/33.8	302-9	261	283	66	196	1142/63.4
Opponents.....	18		436-1003/.435	108-321/.336	210-299/.702	202-519-721/40.1	256--	270	364	80	112	1190/66.1

GAME-BY-GAME TEAM COMPARISONS

Opponent	1st	2nd	OT	Score	Margin	Tot. FG	FG%	3-PT FG	3-FG %	Free Throws	FT %	Rebs.	Assists	TO	Blocks	Steals	Fouls
IPFW	26-32	44-31		70-63	+7	24-73 / 18-54	.329 / .333	0-21 / 11-30	.000 / .367	22-39 / 16-23	.564 / .696	44 / 49	11 / 12	18 / 35	4 / 2	21 / 2	23 / 27
Robert Morris	32-15	34-33		66-48	+18	25-60 / 18-54	.417 / .333	2-14 / 7-22	.143 / .318	14-19 / 5-14	.737 / .357	41 / 33	15 / 9	21 / 27	2 / 2	6 / 6	20 / 22
Memphis	25-22	35-36		60-58	+2	21-54 / 21-68	.389 / .309	3-15 / 2-21	.200 / .095	15-25 / 14-21	.600 / .667	45 / 42	11 / 8	28 / 21	6 / 2	7 / 8	21 / 21
Southern	27-27	35-15		62-42	+20	25-66 / 14-52	.379 / .269	1-15 / 5-19	.067 / .263	11-20 / 9-15	.550 / .600	50 / 39	11 / 4	18 / 27	7 / 3	16 / 6	18 / 18
vs. #9 Kentucky^	34-33	43-38		77-71	+6	25-47 / 25-58	.532 / .431	5-14 / 0-6	.357 / .000	22-30 / 21-33	.733 / .636	30 / 34	17 / 10	25 / 21	6 / 4	10 / 8	27 / 26
vs. USF^	33-28	28-39		61-67	-6	23-69 / 25-53	.333 / .472	7-23 / 4-13	.304 / .308	8-11 / 13-19	.727 / .684	33 / 45	9 / 12	16 / 30	1 / 5	11 / 6	22 / 19
vs. Oklahoma^	34-37	35-32	7-9	76-78	-2	25-61 / 26-61	.410 / .426	10-24 / 8-21	.417 / .381	16-22 / 18-29	.727 / .621	32 / 47	16 / 15	18 / 23	5 / 0	13 / 7	27 / 25
Virginia&	38-22	35-32		76-78	+23	33-60 / 21-56	.550 / .375	8-21 / 4-14	.381 / .286	12-21 / 17-26	.571 / .654	29 / 42	17 / 9	11 / 18	4 / 4	5 / 2	21 / 19
at Southern Illinois	57-12	29-27		86-42	+44	36-71 / 17-56	.507 / .304	7-18 / 3-16	.389 / .188	7-11 / 5-12	.636 / .417	48 / 34	16 / 4	9 / 21	7 / 4	17 / 5	16 / 13
at Seton Hall	35-43	37-39		72-82	-10	28-61 / 27-61	.459 / .443	7-18 / 8-27	.389 / .296	9-10 / 20-27	.900 / .741	36 / 35	15 / 16	22 / 11	2 / 5	8 / 16	19 / 15
at Valparaiso	43-19	37-39		80-58	+22	31-65 / 21-56	.477 / .375	15-28 / 4-19	.536 / .211	3-9 / 12-16	.333 / .750	24 / 46	15 / 14	8 / 23	4 / 0	11 / 1	14 / 13
Murray State	30-11	34-33		64-44	+20	23-75 / 19-69	.307 / .275	5-20 / 4-26	.250 / .154	13-15 / 2-8	.867 / .250	55 / 44	11 / 10	14 / 20	5 / 6	7 / 5	14 / 19
Purdue*	18-28	37-34		55-62	-7	20-67 / 18-52	.299 / .346	4-18 / 3-13	.222 / .231	11-22 / 23-29	.500 / .793	34 / 54	9 / 11	12 / 23	5 / 8	9 / 4	20 / 19
at Penn State*	47-27	44-49		91-76	+15	32-64 / 30-62	.500 / .484	12-29 / 2-10	.414 / .200	15-20 / 14-21	.750 / .667	31 / 36	22 / 14	13 / 17	5 / 1	10 / 7	18 / 17
#17 Iowa*	30-35	43-26		73-61	+12	27-56 / 24-63	.482 / .381	8-20 / 10-27	.400 / .370	11-17 / 3-4	.647 / .750	34 / 37	15 / 20	16 / 22	5 / 6	14 / 10	9 / 18
#19 Nebraska*	29-27	24-31		53-58	-5	21-60 / 21-58	.350 / .362	6-20 / 2-11	.300 / .182	5-6 / 14-22	.833 / .636	34 / 46	8 / 7	12 / 12	4 / 3	4 / 5	20 / 8
at Michigan State*	21-37	35-26		56-63	-7	21-71 / 20-49	.296 / .408	4-21 / 5-20	.190 / .250	10-14 / 18-23	.714 / .783	33 / 60	13 / 11	13 / 29	3 / 7	13 / 7	21 / 13
at #8 Maryland*	26-36	28-38		54-74	-20	22-57 / 28-66	.386 / .424	6-24 / 3-16	.250 / .188	4-7 / 15-20	.571 / .750	28 / 48	12 / 21	27 / 22	9 / 8	13 / 16	20 / 11
Northwestern*	33-36	34-42		67-68	-1	25-61 / 23-58	.410 / .397	9-20 / 7-22	.450 / .318	8-13 / 15-22	.615 / .682	39 / 33	16 / 17	24 / 21	3 / 4	12 / 8	21 / 11
at Michigan*	24-29	33-31		57-70	-13	25-65 / 28-52	.385 / .538	4-19 / 8-18	.211 / .444	3-7 / 6-9	.429 / .667	28 / 41	13 / 21	15 / 25	0 / 3	11 / 4	15 / 15
at #15 Nebraska*	33-30	24-29		57-59	-2	23-57 / 23-52	.404 / .442	7-17 / 5-13	.412 / .385	4-6 / 8-14	.667 / .571	27 / 41	15 / 16	11 / 17	2 / 2	11 / 3	20 / 11
Wisconsin*	26-30	36-43		62-73	-11	24-69 / 25-56	.348 / .446	7-19 / 7-18	.368 / .389	7-13 / 16-27	.538 / .593	35 / 50	11 / 11	15 / 22	3 / 7	14 / 5	23 / 18
Minnesota*	48-36	47-33		95-69	+26	35-77 / 28-66	.455 / .424	10-23 / 7-27	.435 / .259	15-18 / 6-11	.833 / .545	52 / 30	27 / 14	9 / 12	3 / 4	9 / 1	12 / 18
at Northwestern*	27-31	31-33		58-64	-6	21-59 / 22-60	.356 / .367	9-27 / 6-21	.333 / .286	7-8 / 14-20	.875 / .700	38 / 42	18 / 16	16 / 14	6 / 3	10 / 9	22 / 13
at Indiana*	31-44	27-41		58-85	-27	22-59 / 32-58	.373 / .552	7-24 / 13-23	.292 / .565	7-11 / 8-8	.636 / 1.000	30 / 34	13 / 23	15 / 16	6 / 5	8 / 9	9 / 13
Ohio State*	29-30	37-25		66-55	+11	25-62 / 18-49	.403 / .367	7-21 / 6-20	.333 / .300	9-13 / 13-17	.692 / .795	40 / 31	11 / 10	15 / 19	4 / 2	8 / 3	18 / 15
at #19 Rutgers*	28-36	28-44		56-80	-24	21-52 / 32-58	.404 / .552	9-22 / 3-7	.409 / .429	5-10 / 13-18	.500 / .722	26 / 35	15 / 18	21 / 13	1 / 6	4 / 8	11 / 16
at Purdue*	16-24	31-22		47-46	+1	18-68 / 17-43	.265 / .395	3-23 / 1-10	.217 / .100	6-11 / 11-16	.545 / .688	40 / 41	12 / 13	12 / 22	2 / 6	18 / 4	13 / 11
Michigan State*	30-42	25-35		65-67	-2	24-64 / 26-48	.375 / .542	8-27 / 11-23	.296 / .478	9-15 / 4-6	.600 / .667	25 / 41	12 / 15	12 / 34	2 / 4	15 / 4	14 / 15
Michigan*	34-26	38-34		72-60	+12	29-58 / 21-53	.500 / .396	4-17 / 9-22	.235 / .409	10-14 / 9-12	.714 / .750	34 / 31	19 / 12	20 / 24	3 / 1	13 / 5	16 / 14
Nebraska%	29-49	42-37		71-86	-15	27-78 / 29-49	.346 / .617	9-26 / 8-16	.346 / .500	8-13 / 20-23	.615 / .870	33 / 42	19 / 24	12 / 24	3 / 5	20 / 4	21 / 16

^ Paradise Jam, St. Thomas, U.S. Virgin Islands // & Big Ten/ACC Challenge // * Big Ten Conference game // % Big Ten Tournament
 Rankings are AP/Coaches on date of game // Totals are displayed in the ILLINOIS/OPPONENT format

ILLINOIS RECORD WHEN....

Overall record	15-16	Illini out-rebound opponent	8-2
Big Ten record	6-12	Teams have equal number of rebounds	0-0
Record at home	10-5	Opponents out-rebound Illini	7-14
Record on road	4-8	Illini have fewer turnovers than opponent	14-10
Record in neutral-site games	1-3	Teams have same number of turnovers	0-1
Record vs. AP-ranked teams	2-5	Illini have more turnovers than opponent	1-5
Record when on TV	3-1	Wearing white uniforms	8-4
Coming off a win	7-8	Wearing blue uniforms	2-4
Coming off a loss	7-8	Wearing orange uniforms	4-5
Scoring 80+ points	5-0	Wearing pink uniforms	1-2
Scoring 70-79 points	4-3	When leading at halftime	10-2
Scoring 60-69 points	5-4	When tied at halftime	1-0
Scoring less than 60 points	1-9	When trailing at halftime	4-14
Giving up 80+ points	0-4	When Illini shoot more FTs than opponent	9-2
Giving up 70-79 points	2-4	When Illini shoot fewer FTs than opponent	6-14
Giving up 60-69 points	5-6	When teams shoot same number of FTs	0-0
Giving up 50-59 points	3-2	Game goes to overtime	0-1
Giving up less than 50 points	5-0	Margin is five points or less	2-5
Shooting 55% FGs or better	1-0	Margin is 6-10 points	2-5
Shooting 50-54% FGs	4-0	Margin is 11-15 points	4-3
Shooting 45-49% FGs	3-1	Margin is 16-20 points	3-1
Shooting 40-44% FGs	2-4	Margin is 21+ points	4-2
Shooting 30-39% FGs	4-9	Playing in November	5-2
Shooting below 30% FGs	1-2	Playing in December	4-2
Opponents shoot 50% FGs or better	0-5	Playing in January	2-6
Opponents shoot 45-49% FGs	1-1	Playing in February	4-5
Opponents shoot 40-44% FGs	2-6	Playing in March	0-1
Opponents shoot 35-39% FGs	6-3	In day games (start before 5 PM)	8-6
Opponents shoot under 35% FGs	6-1	In night games (start 5 PM or later)	7-10
Shoots better than opponent	13-2		
Shoots worse than opponent	2-14		



Chatrice White set new freshman scoring and blocks records in her first season with the Illini.

2014-15 TEAM AND INDIVIDUAL HIGHS AND LOWS

ILLINOIS TEAM HIGHS

Points	95	vs. Minnesota (2/5/15)
Field Goals Made	36	vs. SIU (12/6/14)
Field Goals Attempted	78	vs. Nebraska (3/5/15)
Field Goal %	.550 (33-60)	vs. Virginia (12/03/14)
3-Pt. Field Goals Made	15	at Valparaiso (12/13/14)
3-Pt. Field Goals Attempted	29	at Penn State (1/4/15)
3-Pt. Field Goal Percentage	.536 (15-28)	at Valparaiso (12/13/14)
Free Throws Made	22	2x, last vs. Kentucky (11/27/14)
Free Throws Attempted	39	vs. IPFW (11/14/14)
Free Throw Percentage	.900 (9-10)	at Seton Hall (12/9/14)
Rebounds	55	vs. Murray State (12/22/14)
Assists	27	vs. Minnesota (2/5/15)
Steals	21	vs. IPFW (11/14/14)
Blocked Shots	9	at Maryland (1/18/15)
Turnovers	28	vs. Memphis (11/20/14)
Fouls	27	2x, last vs. Oklahoma (11/29/14)

OPPONENT TEAM HIGHS

Points	86	vs. Nebraska (3/5/15)
Field Goals Made	32	2x, last at Rutgers (2/17/15)
Field Goals Attempted	69	vs. Murray State (12/22/14)
Field Goal %	.617 (29-47)	vs. Nebraska (3/5/15)
3-Pt. Field Goals Made	13	at Indiana (2/11/15)
3-Pt. Field Goals Attempted	30	vs. IPFW (11/14/14)
3-Pt. Field Goal Percentage	.565 (13-23)	at Indiana (2/11/15)
Free Throws Made	23	vs. Purdue (12/28/14)
Free Throws Attempted	33	vs. Kentucky (11/27/14)
Free Throw Percentage	1.000 (8-8)	at Indiana (2/11/15)
Rebounds	54	vs. Purdue (12/28/14)
Assists	23	at Indiana (2/11/15)
Steals	16	2x, last at Maryland (1/18/15)
Blocked Shots	8	2x, last at Maryland (1/18/15)
Turnovers	35	vs. IPFW (11/14/14)
Fouls	27	vs. IPFW (11/14/14)

ILLINOIS INDIVIDUAL GAME HIGHS

Points	30	Chatrice White vs. Michigan (2/28/15)
Field Goals Made	12	2x, last by C. White vs. Michigan (2/28/15)
Field Goals Attempted	24	Ivory Crawford vs. USF (11/28/14)
Field Goal % (Min. 5 made)	.857 (6-7)	Ivory Crawford vs. Virginia (12/3/14)
3-Pt. Field Goals Made	6	Kyley Simmons vs. Minnesota (2/5/15)
3-Pt. Field Goals Attempted	11	Kyley Simmons vs. USF (11/28/14)
3-Pt. Field Goal % (Min. 3 made)	1.000	2x, last by A. McConnell vs. WIS (2/1/15)
Free Throws Made	11	Kyley Simmons vs. Kentucky (11/27/14)
Free Throws Attempted	12	4x, last by I. Crawford vs. OU (11/29/14)
Free Throw % (Min. 5 made)	1.000 (5-5)	2x, last J. Grant vs. MINN (2/5/15)
Rebounds	15	3x, last by J. Grant vs. Iowa (1/8/15)
Assists	11	Ivory Crawford vs. Minnesota (2/5/15)
Steals	7	Ivory Crawford vs. Oklahoma (11/29/14)
Blocked Shots	7	Chatrice White at Maryland (1/18/15)
Turnovers	8	Jacqui Grant vs. Northwestern (1/22/15)
Fouls	5	23x, last by Crawford/Simmons at NU (2/8/15)
Minutes	43	2x, last by Grant/Simmons vs. OU, 11/29/14

ILLINOIS TEAM LOWS

Points	47	at Purdue (2/21/15)
Field Goals Made	18	at Purdue (2/21/15)
Field Goals Attempted	47	vs. Kentucky (11/27/14)
Field Goal %	.265 (18-68)	at Purdue (2/21/15)
3-Pt. Field Goals Made	0	vs. IPFW (11/14/14)
3-Pt. Field Goals Attempted	14	2x, last vs. Kentucky (11/27/14)
3-Pt. Field Goal Percentage	.000 (0-21)	vs. IPFW (11/14/14)
Free Throws Made	3	2x, last at Michigan (1/26/15)
Free Throws Attempted	6	2x, last at Nebraska (1/29/15)
Free Throw Percentage	.333 (3-9)	at Valparaiso (12/13/14)
Rebounds	24	at Valparaiso (12/13/14)
Assists	8	vs. Nebraska (1/11/15)
Steals	4	2x, last at Rutgers (2/17/15)
Blocked Shots	0	at Michigan (1/26/15)
Turnovers	8	at Valparaiso (12/13/14)
Fouls	9	2x, last at Indiana (2/11/15)

OPPONENT TEAM LOWS

Points	42	2x, last vs. SIU (12/6/14)
Field Goals Made	14	vs. Southern (11/23/14)
Field Goals Attempted	43	at Purdue (2/21/15)
Field Goal %	.269 (14-52)	vs. Southern (11/23/14)
3-Pt. Field Goals Made	0	vs. Kentucky (11/27/14)
3-Pt. Field Goals Attempted	6	vs. Kentucky (11/27/14)
3-Pt. Field Goal Percentage	.000 (0-6)	vs. Kentucky (11/27/14)
Free Throws Made	2	vs. Murray State (12/22/14)
Free Throws Attempted	4	vs. Iowa (1/8/15)
Free Throw Percentage	.250 (2-8)	vs. Murray State (12/22/14)
Rebounds	31	vs. Michigan (2/18/15)
Assists	4	2x, last vs. SIU (12/6/14)
Steals	1	vs. Minnesota (2/5/15)
Blocked Shots	0	2x, last by at Valparaiso (12/13/14)
Turnovers	11	at Seton Hall (12/9/14)
Fouls	8	vs. Nebraska (1/11/15)

OPPONENT INDIVIDUAL GAME HIGHS

Points	38	T. Richardson-Smith, at Seton Hall (12/9/14)
Field Goals Made	11	2x, last by Amanda Zahui B., MINN (2/5/15)
Field Goals Attempted	25	Rachel Theriot, Nebraska (1/11/15)
Field Goal % (Min. 5 made)	.857 (6-7)	Azia Bishop, Kentucky (11/27/14)
3-Pt. Field Goals Made	8	Melissa Dixon, Iowa (1/8/15)
3-Pt. Field Goals Attempted	16	Melissa Dixon, Iowa (1/8/15)
3-Pt. Field Goal % (Min. 3 made)	.750 (6-8)	Tori Jankoska, Michigan State (2/25/15)
Free Throws Made	14	Aerial Powers, at Michigan State (1/15/15)
Free Throws Attempted	15	Aerial Powers, at Michigan State (1/15/15)
Free Throw % (Min. 5 made)	1.000 (6-6)	.5x, last by H. Sample, vs. Nebraska (3/5/15)
Rebounds	15	Liza Clemons, at Purdue (2/21/15)
Assists	14	Samantha Logic, Iowa (1/8/15)
Steals	7	2x, last by L. Brown, Maryland (1/18/15)
Blocked Shots	6	Brionna Jones, Maryland (1/18/15)
Turnovers	13	Aerial Powers, Michigan State (2/25/15)
Fouls	5	10x, last by Mitchell, Ohio State (2/14/15)
Minutes	41	Gabbi Ortiz, Oklahoma (11/29/14)

2015 BIG TEN TOURNAMENT



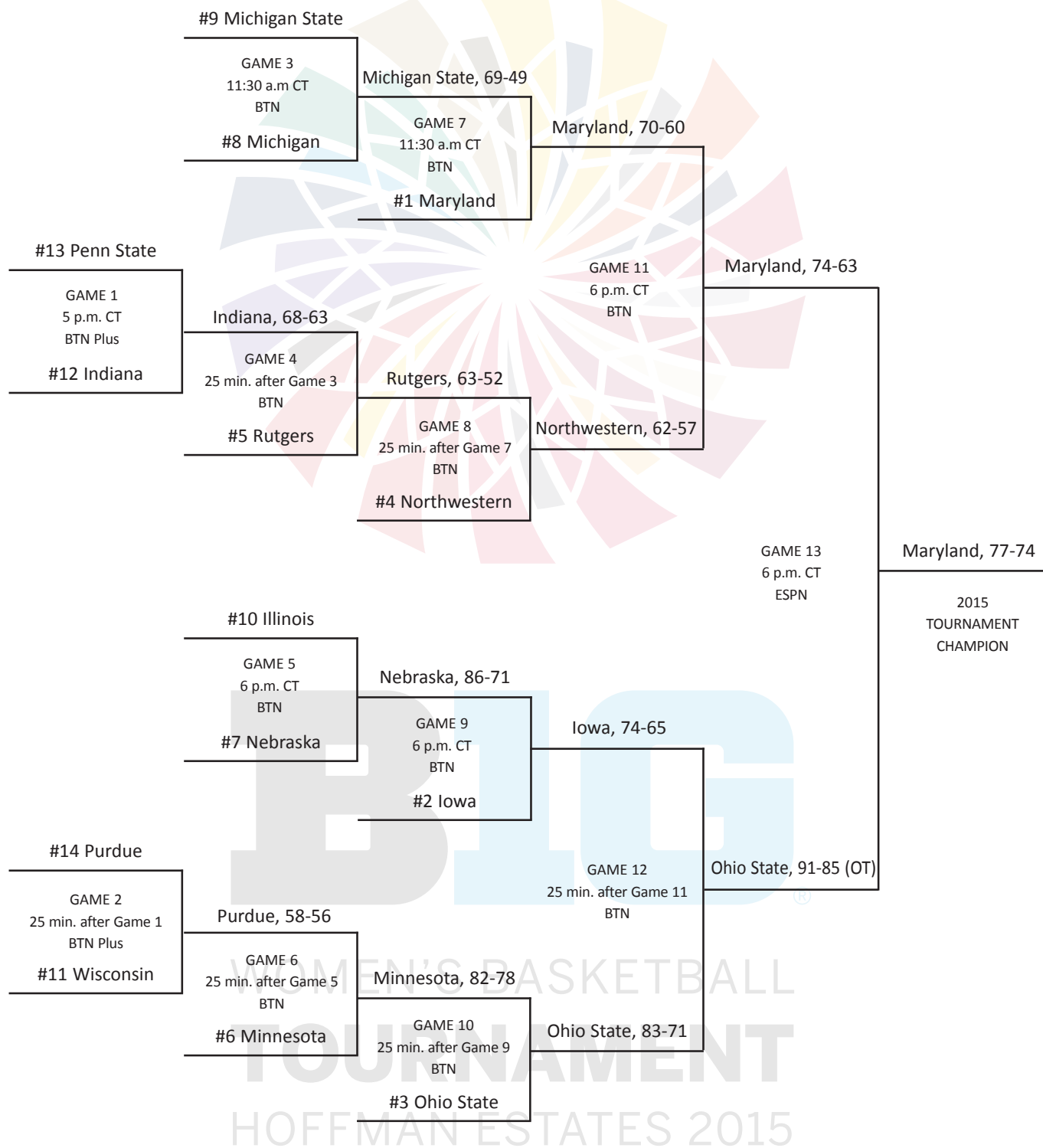
MARCH 4

MARCH 5

MARCH 6

MARCH 7

MARCH 8



THE BIG TEN IN REVIEW

FINAL STANDINGS

Rk	Team	Big Ten	Pct.	Overall	Pct.
1.	Maryland	18-0	1.000	34-3	.919
2.	Iowa	14-4	.778	26-8	.765
3.	Ohio State	13-5	.722	24-11	.686
4.	Northwestern	12-6	.667	23-9	.719
	Rutgers	12-6	.667	23-10	.697
6.	Minnesota	11-7	.611	23-10	.697
7.	Nebraska	10-8	.556	21-11	.656
8.	Michigan	8-10	.444	20-15	.571
9.	Michigan State	7-11	.389	16-15	.516
10.	Illinois	6-12	.333	15-16	.484
11.	Wisconsin	5-13	.278	9-20	.310
12.	Indiana	4-14	.222	15-16	.484
13.	Purdue	3-15	.167	11-20	.355
	Penn State	3-15	.167	6-24	

BIG

PLAYERS OF THE WEEK

Nov. 17 Ameryst Alston, OSU
 Nov. 24 Shae Kelley, MINN
 Dec. 1 Nia Correy, NU
 Dec. 8 Betnijah Laney, RU
 Dec. 16 Emily Cady, NEB
 Dec. 23 Kelsey Mitchell, OSU
 Dec. 30 Amanda Zahui B., MINN
 Jan. 5 Amanda Zahui B., MINN
 Jan. 12 Ashley Deary, NU/Betnijah Laney, RU
 Jan. 19 Shae Kelly, MINN
 Jan. 26 Kelsey Mitchell, OSU
 Feb. 2 T. Jankoska, MSU/A. Zahui B., MINN
 Feb. 9 Betnijah Laney, RU
 Feb. 16 Shae Kelley, MINN
 Feb. 24 Amanda Zahui B., MINN
 Mar. 2 Samantha Logic, IOWA

FRESHMEN OF THE WEEK

Nov. 17 Tyra Buss, IND
 Nov. 24 Chatrice White, ILL/Tyra Buss, IND
 Dec. 1 Kelsey Mitchell, OSU
 Dec. 8 Chatrice White, ILL
 Dec. 16 Alexa Hart, OSU
 Dec. 23 Kelsey Mitchell, OSU
 Dec. 30 Lindsey Spann, PSU
 Jan. 5 Kelsey Mitchell, OSU
 Jan. 12 Chatrice White, ILL
 Jan. 19 Kelsey Mitchell, OSU
 Jan. 26 Kelsey Mitchell, OSU
 Feb. 2 Kelsey Mitchell, OSU
 Feb. 9 Carlie Wagner, MINN
 Feb. 16 Carlie Wagner, MINN
 Feb. 24 Alexa Hart, OSU
 Mar. 2 Kelsey Mitchell, OSU

COACHES ALL-BIG TEN TEAM

First Team

SAMANTHA LOGIC, Iowa
 Lexie Brown, Maryland
 Brionna Jones, Maryland
 Shatori Walker-Kimbrough, Maryland
 AERIAL POWERS, Michigan State
 AMANDA ZAHUI B., Minnesota
 Nia Coffey, Northwestern
 Ameryst Alston, Ohio State
 KELSEY MITCHELL, Ohio State
 Betnijah Laney, Rutgers

Second Team

Ally Disterhoft, Iowa
 Melissa Dixon, Iowa
 Bethany Doolittle, Iowa
 Laurin Mincy, Maryland
 Cyesha Goree, Michigan
 Tori Jankoska, Michigan State
 Shae Kelley, Minnesota
 Emily Cady, Nebraska
 Rachel Theriot, Nebraska
 Kahleah Copper, Rutgers

Honorable Mention

Ivory Crawford, Illinois
 Chatrice White, Illinois
 Katelynn Flaherty, Michigan
 Shannon Smith, Michigan
 Tear'a Lauderhill, Nebraska
 Ashley Deary, Northwestern
 Alexa Hart, Ohio State
 Whitney Bays, Purdue
 Tyler Scaife, Rutgers
 Nicole Bauman, Wisconsin

Player of the Year

Kelsey Mitchell, Ohio State

Freshman of the Year

KELSEY MITCHELL, Ohio State

Defensive Player of the Year

Syessence Davis, Rutgers

Sixth Player of the Year

Katelynn Flaherty, Michigan

Coach of the Year

Brenda Frese, Maryland

All-Freshman Team

Chatrice White, Illinois
 Katelynn Flaherty, Michigan
 Carlie Wagner, Minnesota
 Alexa Hart, Ohio State
 KELSEY MITCHELL, Ohio State

All-Defensive Team

Lexie Brown, Maryland
 Aerial Powers, Michigan State
 Amanda Zahui B., Minnesota
 Ashley Deary, Northwestern
 Syessence Davis, Rutgers

Unanimous selections in ALL CAPS

MEDIA ALL-BIG TEN TEAM

First Team

Samantha Logic, Iowa
 Lexie Brown, Maryland
 Shatori Walker-Kimbrough, Maryland
 Aerial Powers, Michigan State
 Shae Kelley, Minnesota
 AMANDA ZAHUI B., Minnesota
 Nia Coffey, Northwestern
 Ameryst Alston, Ohio State
 Kelsey Mitchell, Ohio State
 Betnijah Laney, Rutgers

Second Team

Ally Disterhoft, Iowa
 Melissa Dixon, Iowa
 Brionna Jones, Maryland
 Laurin Mincy, Maryland
 Cyesha Goree, Michigan
 Tori Jankoska, Michigan State
 Emily Cady, Nebraska
 Rachel Theriot, Nebraska
 Whitney Bays, Purdue
 Kahleah Copper, Rutgers

Honorable Mention

Ivory Crawford, Illinois
 Chatrice White, Illinois
 Bethany Doolittle, Iowa
 Katelynn Flaherty, Michigan
 Shannon Smith, Michigan
 Tear'a Lauderhill, Nebraska
 Ashley Deary, Northwestern
 Maggie Lyon, Northwestern
 Alexa Hart, Ohio State
 Syessence Davis, Rutgers
 Tyler Scaife, Rutgers
 Sierra Moore, Penn State
 Nicole Bauman, Wisconsin

Player of the Year

Amanda Zahui B., Minnesota

Freshman of the Year

KELSEY MITCHELL, Ohio State

Coach of the Year

Brenda Frese, Maryland

SPORTSMANSHIP HONOREES

Illinois – Nia Oden

Indiana – Jess Walter
 Iowa – Melissa Dixon
 Maryland – Malina Howard
 Michigan – Nicole Elmlad
 Michigan State – Becca Mills
 Minnesota – Shayne Mullaney
 Nebraska – Hailie Sample
 Northwestern – Karly Roser
 Ohio State – Amy Scullion
 Penn State – Tori Waldner
 Purdue – Liza Clemons

ILLINOIS BIG TEN STATISTICS

Team Stats	Big Ten Only	All Games
Scoring Offense	63.4 (12)	66.9 (11)
Scoring Defense	66.1 (4)	64.3 (5)
Scoring Margin	-2.7 (9)	+2.6 (11)
FT Percentage	.649 (13)	.651 (13)
FG Percentage	.386 (13)	.397 (13)
FG Pct. Defense	.435 (12)	.410 (11)
3-FG Percentage	.322 (8)	.316 (10)
3-FG Pct. Defense	.336 (9)	.308 (6)
Rebounding Offense	33.8 (13)	35.7 (14)
Rebounding Defense	40.1 (10)	40.4 (10)
Rebounding Margin	-6.2 (14)	-4.7 (14)
Blocked Shots	3.7 (9)	4.0 (9)
Assists	14.5 (T-9)	14.3 (12)
Steals	10.9 (1)	11.2 (1)
Turnovers Forced	20.2 (1)	21.5 (1)
Turnover Margin	+4.5 (1)	+5.2 (2)
Assist/TO Ratio	0.9 (9)	0.9 (11)
Offensive Rebounds	12.0 (10)	12.4 (7)
Defensive Rebounds	21.8 (14)	23.3 (14)
3-FG Made	7.0 (6)	6.6 (4)

Indiv. Leaders	Category	Big Ten Only	All Games
Brittany Carter	Steals	2.7 (2)	2.6 (3)
	A/TO Ratio	1.6 (8)	1.4 (13)
Ivory Crawford	Scoring	-	15.5 (10)
	Steals	-	2.5 (4)
Jacqui Grant	Rebounding	7.8 (T-15)	7.0 (16)
	Def. Rebs.	5.8 (T-12)	-
Kyley Simmons	3-FG Made	2.6 (5)	2.4 (T-5)
	3-FG Pct.	.420 (5)	.403 (7)
	A/TO Ratio	1.5 (10)	1.6 (7)
	Min. Played	38.2 (3)	36.7 (3)
	Steals	1.7 (T-10)	-
Chatrice White	Scoring	14.3 (22)	14.8 (14)
	Rebounding	-	7.1 (14)
	Steals	2.3 (6)	1.9 (9)
	Blocks	2.0 (6)	2.0 (6)

BIG TEN TEAM STATS

SCORING OFFENSE

	Team	G	Record	Pts.	Avg.
1.	Ohio State	35	24-11	2836	81.0
2.	Iowa	34	26-8	2703	79.5
3.	Maryland	37	34-3	2908	78.6
4.	Minnesota	33	23-10	2514	76.2
5.	Indiana	31	15-16	2229	71.9
6.	Northwestern	32	23-9	2297	71.8
7.	Michigan	35	20-15	2446	69.9
8.	Rutgers	33	23-10	2266	68.7
9.	Michigan State	31	16-15	2108	68.0
10.	Nebraska	32	21-11	2148	67.1
11.	Illinois	31	15-16	2073	66.9
12.	Wisconsin	29	9-20	1868	64.4
13.	Purdue	31	11-20	1959	63.2
14.	Penn State	30	6-24	1886	62.9

SCORING DEFENSE

	Team	G	PA	PAPG
1.	Nebraska	32	1949	60.9
2.	Maryland	37	2260	61.1
3.	Rutgers	33	2018	61.2
4.	Northwestern	32	2007	62.7
5.	Illinois	31	1992	64.3
6.	Michigan State	31	2001	64.5
7.	Michigan	35	2286	65.3
8.	Indiana	31	2039	65.8
9.	Purdue	31	2056	66.3
10.	Wisconsin	29	1986	68.5
11.	Penn State	30	2123	70.8
12.	Ohio State	35	2512	71.8
13.	Minnesota	33	2374	71.9
14.	Iowa	34	2469	72.6

SCORING MARGIN

	Team	G	PPG	PA	Margin
1.	Maryland	37	78.6	61.1	+17.5
2.	Ohio State	35	81.0	71.8	+9.3
3.	Northwestern	32	71.8	62.7	+9.1
4.	Rutgers	33	68.7	61.2	+7.5
5.	Iowa	34	79.5	72.6	+6.9
6.	Nebraska	32	67.1	60.9	+6.2
7.	Indiana	31	71.9	65.8	+6.1
8.	Michigan	35	69.9	65.3	+4.6
9.	Minnesota	33	76.2	71.9	+4.2
10.	Michigan State	31	68.0	64.5	+3.5
11.	Illinois	31	66.9	64.3	+2.6
12.	Purdue	31	63.2	66.3	-3.1
13.	Wisconsin	29	64.4	68.5	-4.1
14.	Penn State	30	62.9	70.8	-7.9

FREE THROW PERCENTAGE

	Team	G	FTM	FTA	Pct.
1.	Maryland	37	555	732	.758
2.	Michigan	35	364	488	.746
3.	Indiana	31	399	537	.743
4.	Nebraska	32	369	497	.742
5.	Ohio State	35	519	708	.733
6.	Iowa	34	459	633	.725
7.	Minnesota	33	460	638	.721
8.	Michigan State	31	419	582	.720
9.	Purdue	31	446	622	.717
10.	Northwestern	32	406	576	.705
11.	Wisconsin	29	273	391	.698
12.	Rutgers	33	369	530	.696
13.	Illinois	31	306	470	.651
14.	Penn State	30	350	552	.634

FIELD GOAL PERCENTAGE

	Team	G	FGM	FGA	Pct.
1.	Maryland	37	1079	2292	.471
2.	Iowa	34	985	2158	.456
3.	Ohio State	35	1025	2336	.439
4.	Northwestern	32	852	1949	.437
5.	Rutgers	33	911	2094	.435
6.	Michigan	35	939	2165	.434
7.	Minnesota	33	920	2145	.429
8.	Wisconsin	29	708	1666	.425
9.	Indiana	31	797	1878	.424
10.	Nebraska	32	803	1973	.407
11.	Michigan State	31	747	1858	.402
12.	Penn State	30	731	1830	.399
13.	Illinois	31	781	1966	.397
14.	Purdue	31	706	1800	.392

FIELD GOAL PCT DEFENSE

	Team	G	FG	FGA	Pct.
1.	Rutgers	33	715	1927	.371
2.	Northwestern	32	735	1972	.373
3.	Nebraska	32	747	1984	.377
4.	Ohio State	35	940	2427	.387
5.	Minnesota	33	906	2335	.388
6.	Michigan State	31	733	1889	.388
7.	Maryland	37	863	2202	.392
8.	Penn State	30	736	1864	.395
9.	Wisconsin	29	756	1880	.402
10.	Purdue	31	769	1897	.405
11.	Illinois	31	717	1748	.410
12.	Indiana	31	779	1873	.416
13.	Iowa	34	902	2157	.418
14.	Michigan	35	881	2004	.440

3-POINT FIELD GOAL PERCENTAGE

	Team	G	FG	FGA	Pct.
1.	Iowa	34	274	696	.394
2.	Wisconsin	29	179	478	.374
3.	Michigan	35	204	563	.362
4.	Northwestern	32	187	542	.345
5.	Maryland	37	195	566	.345
6.	Ohio State	35	267	781	.342
7.	Indiana	31	236	714	.331
8.	Minnesota	33	214	668	.320
9.	Rutgers	33	75	237	.316
10.	Illinois	31	205	648	.316
11.	Michigan State	31	195	637	.306
12.	Nebraska	32	173	585	.296
13.	Purdue	31	101	389	.260
14.	Penn State	30	74	291	.254

3-POINT FIELD GOAL PCT DEFENSE

	Team	G	FG	FGA	Pct.
1.	Maryland	37	171	607	.282
2.	Michigan State	31	152	523	.291
3.	Indiana	31	143	489	.292
4.	Wisconsin	29	142	465	.305
5.	Rutgers	33	176	576	.306
6.	Illinois	31	176	571	.308
7.	Purdue	31	157	502	.313
8.	Northwestern	32	180	574	.314
9.	Nebraska	32	190	583	.326
10.	Minnesota	33	242	735	.329
11.	Ohio State	35	243	736	.330
12.	Michigan	35	190	573	.332
13.	Iowa	34	216	644	.335
14.	Penn State	30	223	640	.348

REBOUNDING OFFENSE

	Team	G	Reb	Avg/G
1.	Minnesota	33	1461	44.3
2.	Michigan State	31	1333	43.0
3.	Maryland	37	1561	42.2
4.	Penn State	30	1257	41.9
5.	Nebraska	32	1313	41.0
6.	Ohio State	35	1420	40.6
7.	Rutgers	33	1307	39.6
8.	Purdue	31	1182	38.1
9.	Wisconsin	29	1092	37.7
10.	Michigan	35	1309	37.4
11.	Northwestern	32	1196	37.4
12.	Indiana	31	1145	36.9
13.	Iowa	34	1238	36.4
14.	Illinois	31	1108	35.7

REBOUNDING DEFENSE

	Team	G	Reb	Avg/G
1.	Maryland	37	1170	31.6
2.	Michigan	35	1188	33.9
3.	Michigan State	31	1125	36.3
4.	Wisconsin	29	1100	37.9
5.	Indiana	31	1181	38.1
6.	Purdue	31	1192	38.5
7.	Rutgers	33	1269	38.5
8.	Nebraska	32	1235	38.6
9.	Penn State	30	1176	39.2
10.	Illinois	31	1253	40.4
11.	Northwestern	32	1307	40.8
12.	Iowa	34	1393	41.0
13.	Minnesota	33	1367	41.4
14.	Ohio State	35	1555	44.4

REBOUNDING MARGIN

	Team	G	Avg	OPP	Margin
1.	Maryland	37	42.2	1170	+10.6
2.	Michigan State	31	43.0	1125	+6.7
3.	Michigan	35	37.4	1188	+3.5
4.	Minnesota	33	44.3	1367	+2.8
5.	Penn State	30	41.9	1176	+2.7
6.	Nebraska	32	41.0	1235	+2.4
7.	Rutgers	33	39.6	1269	+1.2
8.	Wisconsin	29	37.7	1100	-0.3
9.	Purdue	31	38.1	1192	-0.3
10.	Indiana	31	36.9	1181	-1.2
11.	Northwestern	32	37.4	1307	-3.5
12.	Ohio State	35	40.6	1555	-3.9
13.	Iowa	34	36.4	1393	-4.6
14.	Illinois	31	35.7	1253	-4.7

BLOCKED SHOTS

	Team	G	Blocks	Avg/G
1.	Ohio State	35	218	6.2
2.	Minnesota	33	195	5.9
3.	Northwestern	32	187	5.8
4.	Wisconsin	29	159	5.5
5.	Penn State	30	148	4.9
6.	Rutgers	33	159	4.8
7.	Iowa	34	150	4.4
8.	Purdue	31	132	4.3
9.	Illinois	31	123	4.0
10.	Michigan State	31	109	3.5
11.	Maryland	37	122	3.3
12.	Nebraska	32	90	2.8
13.	Indiana	31	84	2.7
14.	Michigan	35	66	1.9

ASSISTS

	Team	G	Assists	Avg/G
1.	Iowa	34	614	18.1
2.	Minnesota	33	582	17.6
3.	Northwestern	32	555	17.3
4.	Maryland	37	609	16.5
5.	Michigan	35	570	16.3
6.	Rutgers	33	530	16.1
7.	Ohio State	35	537	15.3
8.	Indiana	31	467	15.1
9.	Purdue	31	465	15.0
10.	Nebraska	32	473	14.8
11.	Wisconsin	29	426	14.7
12.	Illinois	31	444	14.3
13.	Michigan State	31	438	14.1
14.	Penn State	30	409	13.6

STEALS

	Team	G	Steals	Avg/G
1.	Illinois	31	348	11.2
2.	Northwestern	32	327	10.2
3.	Rutgers	33	335	10.2
4.	Michigan	35	305	8.7
5.	Maryland	37	306	8.3
6.	Indiana	31	248	8.0
7.	Ohio State	35	273	7.8
8.	Purdue	31	241	7.8
9.	Penn State	30	219	7.3
10.	Iowa	34	245	7.2
11.	Minnesota	33	220	6.7
12.	Michigan State	31	198	6.4
13.	Nebraska	32	191	6.0
14.	Wisconsin	29	158	5.4

TURNOVER MARGIN

	Team	G	Avg	OPP	Margin
1.	Illinois	31	16.2	665	+5.23
2.	Northwestern	32	15.0	604	+3.84
3.	Ohio State	35	13.7	611	+3.77
4.	Rutgers	33	15.4	628	+3.67
5.	Iowa	34	13.4	568	+3.26
6.	Michigan	35	15.3	601	+1.89
7.	Indiana	31	14.3	495	+1.71
8.	Maryland	37	15.2	607	+1.16
9.	Nebraska	32	13.7	459	+0.69
10.	Purdue	31	15.9	485	-0.23
11.	Minnesota	33	15.7	433	-2.61
12.	Michigan State	31	17.5	443	-3.26
13.	Penn State	30	18.4	447	-3.50
14.	Wisconsin	29	17.1	352	-5.00

BIG TEN INDIVIDUAL STATS

SCORING

Player-Team	YR.	G	FG	3FG	FT	Pts	Avg/G
1. Kelsey Mitchell-OSU	FR	35	282	127	182	873	24.9
2. Powers, Aerial-MSU	SO	31	227	54	170	678	21.9
3. Ameryst Alston-OSU	JR	35	241	53	159	694	19.8
4. Zahui, Amanda-MINN	SO	33	237	6	141	621	18.8
5. Jankoska, Tori-MSU	SO	31	170	68	135	543	17.5
6. Kelley, Shae-MINN	SR	33	221	3	133	578	17.5
7. Copper, Kahleah-RU	JR	33	212	0	114	538	16.3
8. Coffey, Nia-NU	SO	32	190	20	105	505	15.8
Laney, Betnijah-RU	SR	32	207	15	76	505	15.8
10. Crawford, Ivory-ILL	SR	25	152	22	64	390	15.6

REBOUNDING

Player-Team	YR.	G	OFF	DEF	TOT	Avg/G
1. Zahui, Amanda-MINN	SO	33	127	299	426	12.9
2. Powers, Aerial-MSU	SO	31	100	275	375	12.1
3. Laney, Betnijah-RU	SR	32	108	234	342	10.7
4. Goree, Cyesha-MICH	SR	35	157	210	367	10.5
5. Cady, Emily-NEB	SR	32	89	238	327	10.2
6. Bays, Whitney-PUR	SR	31	74	230	304	9.8
7. Kelley, Shae-MINN	SR	33	110	199	309	9.4
8. Brionna Jones-UMD	SO	37	152	176	328	8.9
9. Alexa Hart-OSU	FR	35	120	190	310	8.9
10. Coffey, Nia-NU	SO	32	56	221	277	8.7

FIELD GOAL PCT (MIN. 3.0 MADE PER GAME)

Player-Team	YR.	G	FG	FGA	Pct
1. Alexa Hart-OSU	FR	35	190	303	.627
2. Sample, Hailie-NEB	SR	32	99	162	.611
3. Brionna Jones-UMD	SO	37	184	306	.601
4. Jenn Anderson-IND	SO	30	94	168	.560
5. Zahui, Amanda-MINN	SO	33	237	427	.555
6. Goree, Cyesha-MICH	SR	35	210	403	.521
7. Elmsblad, Nicole-MICH	SR	35	114	219	.521
8. Inman, Christen-NU	SO	29	115	222	.518
9. S. Walker-Kimbrough-UMD	SO	37	196	382	.513
10. Cady, Emily-NEB	SR	32	148	290	.510

ASSISTS

Player-Team	YR.	G	Assists	Avg/G
1. Logic, Samantha-IOWA	SR	34	276	8.1
2. Mullaney, Shayne-MINN	JR	30	224	7.5
3. Deary, Ashley-NU	SO	32	155	4.8
4. Wilson, April-PUR	JR	28	134	4.8
5. Lexie Brown-UMD	SO	36	163	4.5
6. Smith, Shannon-MICH	SR	35	155	4.4
7. Kelsey Mitchell-OSU	FR	35	146	4.2
8. Canty, Briyona-RU	SO	29	117	4.0
9. Ameryst Alston-OSU	JR	35	140	4.0
Larryn Brooks-IND	SO	31	124	4.0

FREE THROW PCT (MIN. 2.0 MADE PER GAME)

Player-Team	YR.	G	FTM	FTA	Pct.
1. Laurin Mincy-UMD	SR	37	136	158	.861
2. Mullaney, Shayne-MINN	JR	30	60	70	.857
3. Kelsey Mitchell-OSU	FR	35	182	218	.835
4. Ameryst Alston-OSU	JR	35	159	191	.832
5. Lexie Brown-UMD	SO	36	93	112	.830
6. Douglas, Lauren-NU	JR	28	61	74	.824
7. Cady, Emily-NEB	SR	32	96	118	.814
8. S. Walker-Kimbrough-UMD	SO	37	82	102	.804
9. Wilson, April-PUR	JR	28	68	85	.800
10. Powers, Aerial-MSU	SO	31	170	217	.783

STEALS

Player-Team	YR.	G	Steals	Avg/G
1. Davis, Syessence-RU	SR	32	105	3.3
2. Deary, Ashley-NU	SO	32	99	3.1
3. Carter, Brittany-ILL	SR	31	80	2.6
4. Crawford, Ivory-ILL	SR	25	64	2.6
5. Powers, Aerial-MSU	SO	31	69	2.2
6. Lexie Brown-UMD	SO	36	80	2.2
7. Tyra Buss-IND	FR	31	65	2.1
8. Bays, Whitney-PUR	SR	31	64	2.1

9. White, Chatrice-ILL	FR	31	60	1.9
10. Logic, Samantha-IOWA	SR	34	63	1.9

3-POINT FG PCT

Player-Team	YR.	G	3FG	3FGA	Pct.
1. Bauman, Nicole-WIS	JR	27	80	164	.488
2. Dixon, Melissa-IOWA	SR	34	124	275	.451
3. Hernandez, Cynthia-RU	JR	27	27	64	.422
4. Jess Walter-IND	FR	31	43	103	.417
5. Lyon, Maggie-NU	JR	32	83	202	.411
6. Gulczynski, Jacki-WIS	SR	29	51	125	.408
7. Mullaney, Shayne-MINN	JR	30	31	76	.408
8. Simmons, Kyley-ILL	JR	30	72	179	.402
9. Laurin Mincy-UMD	SR	37	47	122	.385
10. Kelsey Mitchell-OSU	FR	35	127	336	.378

3-POINT FG MADE

Player-Team	YR.	G	3FG	Avg/G
1. Dixon, Melissa-IOWA	SR	34	124	3.6
2. Kelsey Mitchell-OSU	FR	35	127	3.6
3. Bauman, Nicole-WIS	JR	27	80	3.0
4. Lyon, Maggie-NU	JR	32	83	2.6
5. Simmons, Kyley-ILL	JR	30	72	2.4
6. Flaherty, Katelynn-MICH	FR	35	78	2.2
7. Jankoska, Tori-MSU	SO	31	68	2.2
8. Romeo, Natalie-NEB	FR	24	51	2.1
9. Thompson, Siera-MICH	SO	35	73	2.1
10. Bailey, Mikayla-MINN	JR	33	65	2.0


BLOCKED SHOTS

Player-Team	CI	G	Blocks	Avg/G
1. Zahui, Amanda-MINN	FR	34	105	3.1
2. Doolittle, Bethany-IOWA	JR	36	106	2.9
3. Cohen, Alex-NU	JR	33	73	2.2
4. Driscoll, Val-MICH	SR	34	70	2.1
5. Adams, Ashley-OSU	JR	35	68	1.9
6. Coffey, Nia-NU	FR	32	59	1.8
7. Redmon, Camille-PUR	JR	31	48	1.5
8. Gulczynski, Jacki-WIS	JR	29	41	1.4
9. Douglas, Lauren-NU	SO	32	45	1.4
East, Talia-PSU	SR	32	45	1.4

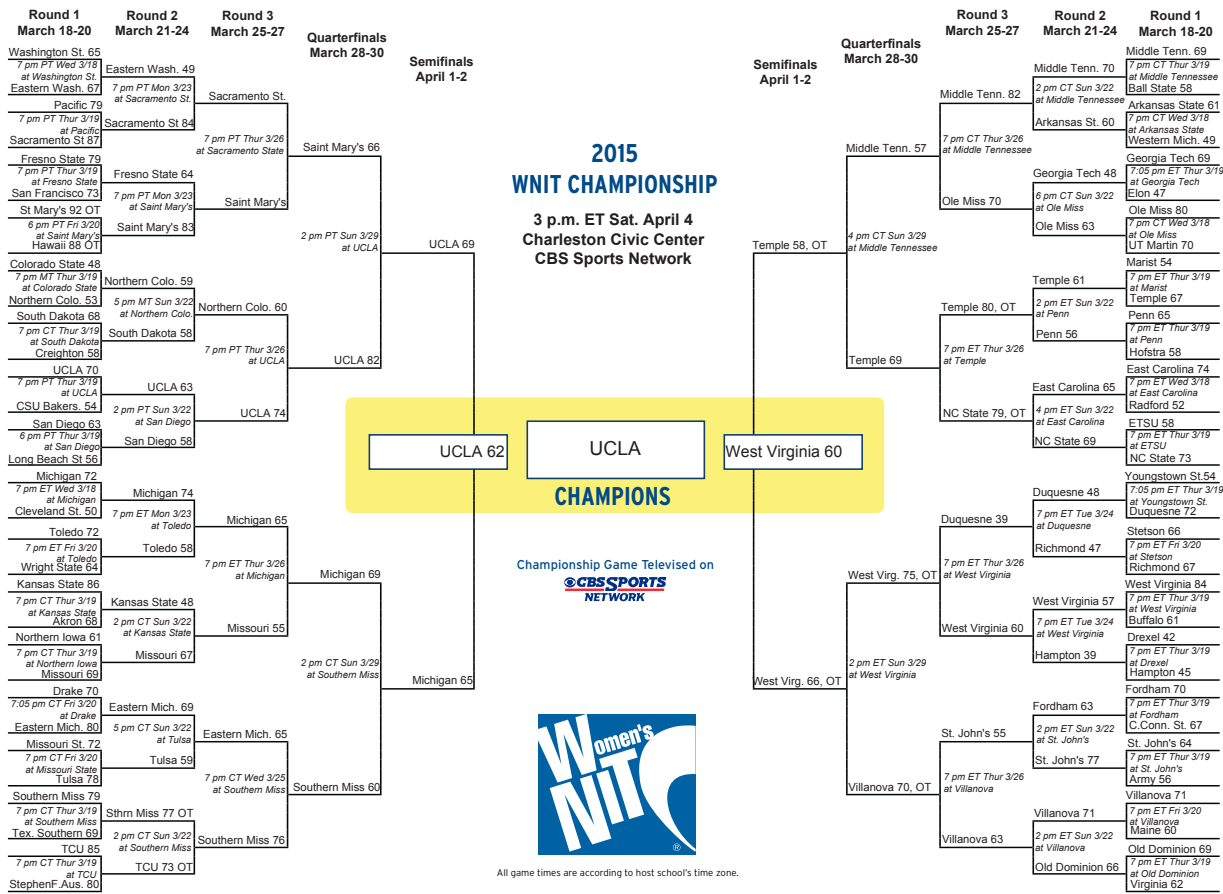
ASSIST / TURNOVER RATIO

Team	YR.	G	A	Avg.	TO	Avg. Ratio
1. Davis, Syessence-RU	SR	32	124	3.9	39	1.2 3.2
2. Logic, Samantha-IOWA	SR	34	276	8.1	131	3.9 2.1
3. Canty, Briyona-RU	SO	29	117	4.0	63	2.2 1.9
4. Mullaney, Shayne-MINN	JR	30	224	7.5	121	4.0 1.9
5. Deary, Ashley-NU	SO	32	155	4.8	87	2.7 1.8
6. Lexie Brown-UMD	SO	36	163	4.5	97	2.7 1.7
7. Wilson, April-PUR	JR	28	134	4.8	82	2.9 1.6
8. Simmons, Kyley-ILL	JR	30	97	3.2	60	2.0 1.6
9. Larryn Brooks-IND	SO	31	124	4.0	85	2.7 1.5
10. Carter, Brittany-ILL	SR	31	98	3.2	68	2.2 1.4

2015 WOMEN'S NCAA TOURNAMENT



2015 WNIT



GAME SUMMARIES

GAME 1: ILLINOIS 70, IPFW 63

NOV. 8, 2014 // STATE FARM CENTER // CHAMPAIGN, ILL.

Illinois used a balanced scoring attack with seven players in double figures and took advantage of 38 Millikin turnovers, rolling to a 108-38 exhibition win at State Farm Center on Saturday. Junior guard Kyle Simmons - seeing her first action in an Illini uniform - led all scorers with 17 points, while seniors Brittany Carter and Ivory Crawford chipped in 15 points apiece.

IPFW 63 • 0-1

#	Player	Total		3-Ptr		Rebounds			PF	TP	A			Stl	Min
		FG-FGA	FG-FGA	FT-FTA	FT-FTA	Off	Def	Tot			To	Blk	Stl		
15	Hillary Moore	f	2-4	0-0	2-2	3	6	9	3	6	0	3	0	0	20
40	Keanna Gary	f	0-0	0-0	0-0	1	1	2	4	0	1	2	0	0	12
10	Haley Seibert	g	4-12	4-10	2-3	0	3	3	3	14	4	8	0	0	39
22	Mur Hagerman	g	0-3	0-1	0-0	1	4	5	2	0	2	3	0	0	29
31	Rachel Rinehart	g	0-4	0-1	1-2	0	4	4	4	1	6	0	0	0	18
02	KeShyra McCarver		5-10	1-3	11-12	8	6	14	4	22	0	6	0	0	26
03	Courtney Ogle		5-12	5-10	0-0	1	4	5	3	15	2	4	2	2	34
04	Kamilah Carter		0-1	0-0	0-2	0	0	0	0	0	0	0	0	0	24
23	Brett Green		1-6	1-5	0-2	1	0	1	4	3	1	2	0	0	14
32	Danielle Wilmoth		1-2	0-0	0-0	0	1	1	0	2	1	0	0	0	6
Team						2	3	5			1				
Totals			18-54	11-30	16-23	17	32	49	27	63	12	35	2	2	200

FG % 1st Half: 10-29 34.5% 2nd half: 8-25 32.0% Game: 18-54 33.3% Deadball Rebounds 4.2
 3FG % 1st Half: 5-13 38.5% 2nd half: 6-17 35.3% Game: 11-30 36.7%
 FT % 1st Half: 7-10 70.0% 2nd half: 9-13 69.2% Game: 16-23 69.6%

Illinois 70 • 1-0

#	Player	Total		3-Ptr		Rebounds			PF	TP	A			Stl	Min
		FG-FGA	FG-FGA	FT-FTA	FT-FTA	Off	Def	Tot			To	Blk	Stl		
20	Carter, Brittany	f	1-8	0-3	2-2	1	1	2	5	4	2	3	0	3	27
34	Grant, Jacqui	f	1-10	0-4	2-3	4	5	9	5	4	0	2	1	2	36
32	White, Chatrice	c	6-13	0-2	3-8	6	4	10	5	15	1	5	2	2	34
15	Simmons, Kylee	g	1-8	0-6	2-2	2	1	3	4	5	2	0	2	0	34
22	Crawford, Ivory	g	6-14	0-1	6-8	6	2	8	3	18	2	0	5	2	54
03	Tuck, Taylor		0-4	0-2	0-0	0	2	2	0	1	0	0	0	3	9
10	Coleman, Amarah		7-11	0-0	4-12	3	0	3	3	18	0	2	0	3	24
21	Kissingner, Brooke		1-4	0-3	2-2	0	2	2	0	4	0	1	0	0	13
25	Cattenhead, Kennedy		1-1	0-0	1-2	0	1	1	0	3	0	0	1	1	9
Team						2	2	4			1				
Totals			24-73	0-21	22-39	24	20	44	23	70	11	18	4	21	200

FG % 1st Half: 9-32 28.1% 2nd half: 15-41 36.6% Game: 24-73 32.9% Deadball Rebounds 8.2
 3FG % 1st Half: 0-12 0.0% 2nd half: 0-9 0.0% Game: 0-21 0.0%
 FT % 1st Half: 8-15 53.3% 2nd half: 14-24 58.3% Game: 22-39 56.4%

Officials: Beverly Roberts, Gina Cross, Jeff Cross
 Technical fouls: IPFW-None. Illinois-None.
 Attendance: 1283

Score by periods	1st	2nd	Total
IPFW	32	31	63
Illinois	26	44	70

Last FG - IPFW 2nd-02:14, ILL 2nd-00:05.
 Largest lead - IPFW by 8 1st-02:04, ILL by 8 2nd-07:58.
 IPFW led for 15:59, ILL led for 17:13. Game was tied for 06:48.

Score tied - 8 times.
 Lead changed - 12 times.

GAME 2: ILLINOIS 66, ROBERT MORRIS 48

NOV. 18, 2014 // STATE FARM CENTER // CHAMPAIGN, ILL.

Illinois freshman Chatrice White poured in a game-high 23 points and senior Brittany Carter recorded her first career double-double with 11 points and 10 rebounds to lift the Fighting Illini to a 66-48 win over Robert Morris at State Farm Center Tuesday. The Illini forced 27 turnovers by the Colonials and out-scored RMU 36-12 in the paint to improve to 2-0 on the season.

Robert Morris 48 • 0-2

#	Player	Total		3-Ptr		Rebounds			PF	TP	A			Stl	Min
		FG-FGA	FG-FGA	FT-FTA	FT-FTA	Off	Def	Tot			To	Blk	Stl		
22	SMITH, Megan	f	2-3	2-3	3-4	0	0	0	4	9	0	5	0	1	26
44	OLINGENDE, Jolie	f	1-4	0-0	0	2	3	5	3	2	0	0	0	0	9
04	STAMOLAMPROU, Anna	g	6-14	2-6	0-1	0	6	6	3	14	3	5	0	1	35
14	RAVELLI, Ashley	g	1-8	1-4	0-0	1	4	5	1	3	0	3	0	0	33
01	JACKSON, Randi	g	1-2	0-1	0-1	0	5	5	2	2	3	2	0	2	29
01	JONES, Jocelynn		5-11	1-1	0-2	0	1	1	11	0	3	0	0	0	14
10	NAVARRO, Rebecca		1-7	1-7	0-1	0	0	0	0	3	1	0	1	1	16
11	BROWN, Janee		0-1	0-0	0-0	0	1	1	1	0	1	1	0	0	6
21	MULRAIN, Mikalah		1-2	0-0	2-5	0	2	2	4	4	1	4	0	1	14
31	OURSER, Cassie		0-1	0-0	0-0	1	0	1	3	0	0	1	1	0	11
43	SOLE, Judith		0-1	0-0	0-0	0	1	1	0	0	0	0	0	0	7
Team						5	1	6			1				
Totals			18-54	7-22	5-14	9	24	33	22	48	9	27	2	6	200

FG % 1st Half: 6-26 23.1% 2nd half: 12-28 42.9% Game: 18-54 33.3% Deadball Rebounds 3.1
 3FG % 1st Half: 3-11 27.3% 2nd half: 4-11 36.4% Game: 7-22 31.8%
 FT % 1st Half: 0-3 0.0% 2nd half: 5-11 45.5% Game: 5-14 35.7%

Illinois 66 • 2-0

#	Player	Total		3-Ptr		Rebounds			PF	TP	A			Stl	Min
		FG-FGA	FG-FGA	FT-FTA	FT-FTA	Off	Def	Tot			To	Blk	Stl		
34	Grant, Jacqui	f	1-5	0-1	2-4	1	4	5	3	4	1	5	2	0	23
32	White, Chatrice	c	10-20	0-1	3-4	4	4	8	3	23	1	2	0	1	21
15	Simmons, Kylee	g	0-3	0-2	0	0	4	4	1	0	4	0	0	2	31
20	Carter, Brittany	g	3-7	0-3	5-6	1	9	10	2	11	2	2	0	0	34
22	Crawford, Ivory	g	3-8	0-2	0-0	2	1	3	3	6	3	3	0	0	22
00	Hartwell, Sarah		0-0	0-0	0-0	0	1	1	0	0	0	1	0	0	3
02	Gleason, Taylor		1-1	0-0	0-0	0	1	1	2	0	0	0	0	0	5
05	Oden, Nia		1-5	0-0	2-2	0	2	2	3	4	1	3	0	1	14
12	McConnell, Ashley		0-2	0-1	0-0	0	0	0	0	0	1	1	0	0	7
21	Kissingner, Brooke		4-6	2-4	0-0	0	0	0	1	10	2	2	0	1	19
25	Cattenhead, Kennedy		1-2	0-0	0-1	1	0	1	2	2	0	1	0	0	14
Team						3	2	5							
Totals			25-60	2-14	14-19	12	29	41	20	66	15	21	2	6	200

FG % 1st Half: 12-28 42.9% 2nd half: 13-32 40.6% Game: 25-60 41.7% Deadball Rebounds 3.4
 3FG % 1st Half: 1-6 16.7% 2nd half: 1-8 12.5% Game: 2-14 14.3%
 FT % 1st Half: 7-9 77.8% 2nd half: 7-10 70.0% Game: 14-19 73.7%

Officials: Lisa Mattingly, Tim Daley, Fatou Cissoko-Stephens
 Technical fouls: Robert Morris-None. Illinois-None.

GAME 3: ILLINOIS 60, MEMPHIS 58

NOV. 20, 2014 // STATE FARM CENTER // CHAMPAIGN, ILL.

Freshman Chatrice White posted the second double-double of her young Illini career with 13 points and 15 rebounds, and sophomore Jacqui Grant chipped in 14 and eight, respectively, as Illinois held on for a nail-biting 60-58 win over Memphis at State Farm Center on Thursday. The victory makes the Orange and Blue 3-0 on the season, marking their first 3-0 start to a season since 2008-09.

Memphis 58 • 2-1

#	Player	FG	FTA	3-Ptr	FG	FTA	Rebounds	PF	TP	A	To	Blk	Stl	Min		
		Total			Total		Off	Def	Tot							
21	FUQUA-BEY, Asianna	f	2-9	0-0	4-5		6	2	8	3	8	1	2	0	28	
22	WRIGHT, Brianna	f	3-5	0-0	0-0		2	6	8	4	6	0	3	0	26	
01	WILDER-COCHRAN, B.	g	3-8	0-1	2-4		1	3	4	8	4	1	0	4	23	
04	HEARN, Ariel	g	5-16	0-8	3-6		1	2	3	3	13	3	9	0	40	
24	ROWSER, Mooriah	g	6-18	2-8	4-4		2	3	5	1	18	0	2	0	32	
03	WILLIAMS, Taylor		0-3	0-2	1-2		3	1	4	1	1	0	0	0	15	
05	ELMORE, Brea		0-3	0-2	0-0		0	0	0	0	0	0	0	1	10	
10	CREIGHTON, Cheyenne		1-4	0-0	0-0		2	4	6	1	2	0	3	1	15	
32	POWELL, Courtney		1-2	0-0	0-0		0	0	0	4	2	0	1	0	11	
Team							3	1	4							
Totals			21-68	2-21	14-21		20	22	42	21	58	8	21	2	8	200

FG % 1st Half: 8-35 22.9% 2nd half: 13-33 39.4% Game: 21-68 30.9% Deadball Rebounds 3
 3FG % 1st Half: 1-11 9.1% 2nd half: 1-10 10.0% Game: 2-21 9.5%
 FT % 1st Half: 5-8 62.5% 2nd half: 9-13 69.2% Game: 14-21 66.7%

Illinois 60 • 3-0

#	Player	Total		3-Ptr		Rebounds			PF	TP	A			Stl	Min
		FG-FGA	FG-FGA	FT-FTA	FT-FTA	Off	Def	Tot			To	Blk	Stl		
34	Grant, Jacqui	f	7-14	0-2	0-1	3	5	8	4	14	1	2	2	0	39
32	White, Chatrice	c	4-6	0-0	5-8	5	10	15	3	13	0	2	3	3	36
15	Simmons, Kylee	g	3-6	2-5	0-3	0	2	2	3	8	3	4	0	0	37
20	Carter, Brittany	g	2-14	0-4	2-2	2	7	9	3	6	1	5	1	1	34
22	Crawford, Ivory	g	2-6	1-2	0-0	1	1	2	5	5	2	5	0	1	13
05	Oden, Nia		0-0	0-0	0-0	1	0	1	0	0	0	0	0	0	1
10	Coleman, Amarah		3-5	0-0	8-11	0	2	2	14	4	5	0	2	8	2

GAME SUMMARIES

GAME 5: ILLINOIS 77, NO. 9 KENTUCKY 71

NOV. 27, 2014 // ST. THOMAS, VIRGIN ISLANDS // PARADISE JAM

It has been 12 years since Illinois won its first five games. After an upset victory over No. 9 Kentucky, the Illini are showing they are a team to contend with this season. Chatrice White scored 23 points and Ivory Crawford added 22 to help Illinois beat Kentucky on Thursday at the Paradise Jam.

ILLINOIS // • 5-U

#	Player	Total		3-Ptr		Rebounds			PF	TP	A		Blk	Stl	Min
		FG-FGA	FG-FGA	FT-FTA	FT-FTA	Off	Def	Tot			A	Tot			
32	White, Chatrice	f	10-13	1-1	2-2	0	4	4	4	23	0	3	3	2	37
34	Grant, Jacqui	f	4-10	1-4	0-0	1	5	6	5	9	1	3	2	0	36
15	Simmons, Kylee	g	2-7	2-6	11-12	0	1	1	2	17	1	4	0	0	36
20	Carter, Brittany	g	2-7	1-3	0-0	0	5	5	5	8	2	1	1	5	30
22	Crawford, Ivory	g	7-10	0-0	8-12	1	2	3	4	22	1	5	0	3	35
05	Oden, Nia	g	0-0	0-0	0-0	0	0	0	1	0	0	0	0	0	1
10	Coleman, Amarah	g	0-0	0-0	1-2	1	3	4	3	1	6	0	0	0	17
12	McConnell, Ashley	g	0-0	0-0	0-1	0	0	0	0	0	0	0	0	0	5
25	Cattenhead, Kennedy	g	0-0	0-0	0-1	0	0	0	3	0	0	2	0	0	3
Team						2	5	7							
Totals			25-47	5-14	22-30	5	25	30	27	77	17	25	6	10	200

FG % 1st Half: 12-23 52.2% 2nd half: 13-24 54.2% Game: 25-47 53.2%
3FG % 1st Half: 2-7 28.6% 2nd half: 3-7 42.9% Game: 5-14 35.7%
FT % 1st Half: 8-14 57.1% 2nd half: 14-16 87.5% Game: 22-30 73.3%

#9 Kentucky 71 • 4-1

#	Player	Total		3-Ptr		Rebounds			PF	TP	A		Blk	Stl	Min
		FG-FGA	FG-FGA	FT-FTA	FT-FTA	Off	Def	Tot			A	Tot			
05	GOODIN-ROGERS, Kyvi	f	2-5	0-0	4-6	3	3	6	2	8	0	1	1	0	22
50	BISHOP, Azia	c	6-7	0-0	1-6	4	3	7	2	13	0	2	1	1	27
00	O'NEILL, Jennifer	g	5-11	0-3	7-8	0	2	2	5	17	2	2	0	0	27
03	THOMPSON, Janee	g	2-9	0-2	1-2	1	1	2	4	5	2	6	1	1	34
13	GOSS, Bria	g	2-5	0-0	0-0	1	0	1	5	4	3	2	0	0	18
15	HARPER, Linnae	g	0-5	0-1	2-2	0	2	2	4	2	1	3	0	3	27
24	COE, Jaycee	g	0-0	0-0	0-0	0	0	0	0	0	0	0	0	1	1
25	EPPS, Makayla	g	7-11	0-0	6-9	1	4	5	2	20	2	0	0	2	32
35	JENNINGS, Alexis	g	0-2	0-0	0-0	1	1	2	0	0	0	1	0	0	6
45	RICE, Alyssa	g	1-3	0-0	0-0	1	1	2	2	2	0	3	1	0	6
Team						2	3	5				1			
Totals			25-58	0-6	21-33	14	20	34	26	71	10	21	4	8	200

FG % 1st Half: 13-31 41.9% 2nd half: 12-27 44.4% Game: 25-58 43.1%
3FG % 1st Half: 0-2 0.0% 2nd half: 0-4 0.0% Game: 0-6 0.0%
FT % 1st Half: 7-13 53.8% 2nd half: 14-20 70.0% Game: 21-33 63.6%

Officials: Denise Brooks, Bryan Brunette, Linda Miles
Technical fouls: Illinois-None. #9 Kentucky-None.
Attendance:
2014 ezybonds Global Payments,U.S. Virgin Islands Paradise Jam
Women's Basketball Tournament Presented by Basketball Travelers

Score by periods	1st	2nd	Total
Illinois	34	43	77
#9 Kentucky	33	38	71

Last FG - ILL 2nd-05:17, UK 2nd-01:57.
Largest lead - ILL by 12 1st-14:11, UK by 8 1st-06:33.
ILL led for 29:29, UK led for 09:05. Game was tied for 00:58.

Points	In Paint	Off T/O	2nd Chance	Fast Break	Bench
ILL	38	15	4	8	1
UK	38	23	8	12	24

Score tied - 1 time.
Lead changed - 2 times.

GAME 6: USF 67, ILLINOIS 61

NOV. 28, 2014 // ST. THOMAS, VIRGIN ISLANDS // PARADISE JAM

One night after upsetting No. 9 Kentucky, the Fighting Illini ran into foul trouble and struggled on the glass as South Florida took a 67-61 win in both teams' second game at the Paradise Jam tournament. Illinois falls to 5-1 on the season, 1-1 in the Virgin Islands, while USF improves to 4-2, 1-1. Ivory Crawford posted a game-high 24 points and grabbed eight rebounds, but the Bulls scored 13 of the game's last 20 points to salt away the victory.

ILLINOIS 76 • 5-2

#	Player	Total		3-Ptr		Rebounds			PF	TP	A		Blk	Stl	Min
		FG	FGA	FG	FGA	FT	FTA	Off			Def	Tot			
34	Grant, Jacqui	f	7-15	2-6	0-0	2	5	7	5	16	2	2	2	2	43
32	White, Chatrice	c	2-2	2-2	4-6	0	3	3	5	10	3	5	2	0	23
15	Simmons, Kylee	g	6-11	5-9	0-2	0	1	1	5	17	4	2	0	2	43
20	Carter, Brittany	g	1-7	0-3	0-0	0	5	5	2	6	3	1	2	38	
22	Crawford, Ivory	g	8-23	1-4	10-12	3	7	10	3	27	1	5	0	7	42
05	Oden, Nia	g	0-0	0-0	0-0	0	0	0	1	0	0	0	0	0	5
10	Coleman, Amarah	g	1-3	0-0	2-2	0	0	0	0	4	0	1	0	0	21
12	McConnell, Ashley	g	0-0	0-0	0-0	1	0	1	2	0	0	0	0	0	8
25	Cattenhead, Kennedy	g	0-0	0-0	0-0	0	0	0	1	0	0	0	0	0	2
	Team					3	2	5							
	Totals		25-61	10-24	16-22	9	23	32	27	76	16	18	5	13	225

FG % 1st Half: 12-28 42.9% 2nd half: 11-25 44.0% OT: 2-8 25.0% Game: 25-61 41.0%
3FG % 1st Half: 7-14 50.0% 2nd half: 3-8 37.5% OT: 0-2 0.0% Game: 10-24 41.7%
FT % 1st Half: 3-6 50.0% 2nd half: 10-12 83.3% OT: 3-4 75.0% Game: 16-22 72.7%

Oklahoma 78 • 4-2

#	Player	Total		3-Ptr		Rebounds			PF	TP	A		Blk	Stl	Min
		FG-FGA	FG-FGA	FT-FTA	FT-FTA	Off	Def	Tot			A	Tot			
42	WILLIAMS, Kaylon	f	6-9	1-3	4-5	0	1	1	5	15	1	1	0	0	28
10	LITTLE, Peyton	g	3-7	1-3	4-5	0	1	1	5	11	2	1	0	2	22
01	ORTIZ, Gabbi	g	5-10	5-9	0-0	3	9	12	0	15	1	2	0	1	41
24	CAMPBELL, Sharane	g	4-7	1-3	5-8	3	7	10	4	14	2	7	0	1	31
32	WILLIAMS, Lanesia	g	3-11	0-1	0-1	1	4	5	4	6	3	5	0	2	37
00	PIERRE-LOUIS,Vionise	g	2-3	0-0	4-7	2	0	2	0	8	0	0	0	0	10
01	KORNET, Nicole	g	1-1	0-0	0-0	1	1	1	0	0	0	1	0	0	4
02	EDWARDS, T'ona	g	0-1	0-0	0-0	0	0	0	1	0	1	0	0	0	3
11	WYATT, Deric	g	2-9	1-5	1-1	2	0	2	0	6	1	1	0	0	27
23	NANNING, Maddie	g	0-0	0-0	0-0	0	0	0	0	0	0	0	0	0	1
25	CARTER, Gioya	g	1-2	0-0	1-3	1	2	3	4	3	4	4	0	0	16
30	TREECE, McKenna	g	0-1	0-0	0-0	0	0	0	1	0	0	1	0	0	5
Team						3	3	6							
Totals			26-61	8-21	18-29	17	30	47	25	78	15	23	0	7	225

FG % 1st Half: 12-23 52.2% 2nd half: 12-27 44.4% OT: 2-11 18.2% Game: 26-61 42.6%
3FG % 1st Half: 7-12 58.3% 2nd half: 1-5 20.0% OT: 0-4 0.0% Game: 8-21 38.1%
FT % 1st Half: 3-6 50.0% 2nd half: 7-15 46.7% OT: 5-7 71.4% Game: 18-29 62.1%

Officials: Denise Brooks, Geraldine Smith, Linda Miles
Technical fouls: Illinois-None. Oklahoma-None.
Attendance:
2014 ezybonds Global Payments, U.S. Virgin Islands Paradise Jam
Presented by Basketball Travelers
REEF DIVISION

Score by periods	1st	2nd	OT	Total
Illinois	34	35	7	76
Oklahoma	37	32	9	78

Last FG - ILL OT-02:59, OU OT-01:53.
Largest lead - ILL by 11 2nd-04:08, OU by 5 2nd-19:30.
ILL led for 33:42, OU led for 07:26. Game was tied for 03:28.

Points	In Paint	Off T/O	2nd Chance	Fast Break	Bench
ILL	20	24	6	8	4
OU	28	14	14	4	17

Score tied - 6 times.
Lead changed - 15 times.

GAME 7: OKLAHOMA 78, ILLINOIS 76 (OT)

NOV. 29, 2014 // ST. THOMAS, VIRGIN ISLANDS // PARADISE JAM

Senior Ivory Crawford poured in a season-high 27 points and was three steals shy of a triple-double, but the Illini lost a 10-point lead in the final three minutes of regulation and fell to Oklahoma in overtime, 78-76. Illinois led by 10 after Crawford's layup with 2:51 left in the second half but scored only two more points and committed four turnovers to let the Sooners force the extra period.

USF 67 • 5-1

#	Player	Total		3-Ptr		Rebounds			PF	TP	A		Blk	Stl	Min
		FG-FGA	FG-FGA	FT-FTA	FT-FTA	Off	Def	Tot			A	Tot			
24	JENKINS, Alesia	f	8-10	0-0	5-5	5	5	10	4	21	1	4	1	1	32
45	WEBER, Katelyn	c	1-2	0-0	0-1	1	2	3	1	2	0	2	2	1	20
10	WILLIAMS, Courtney	g	8-20	0-1	2-3	2	10	12	3	18	3	6	2	0	27
20	FERRERA, Laura	g	1-4	1-2	3-4	2	2	4	1	6	1	1	0	1	24
23	STRINGFIELD, Shaileth	g	2-3	0-1	1-2	0	6	6	2	5	5	6	0	1	28
01	VULETIC, Ivana	g	0-1	0-0	0-0	0	0	0	0	0	0	0	0	0	2
03	TAYLOR, Tamara	g	4-10	3-8	0-0	0	2	2	3	11	0	2	0	1	23
11	PUJOL, Ariadna	g	0-0	0-0	0-0	0	1	1	0	0	0	2	0	0	7
13	MARCOS CANEDO, Laur	g	0-1	0-0	0-1	0	1	1	1	2	2	4	0	1	10
14	CASHIN, Paige	g	0-0	0-0	0-0	0	0	0	0	0	0	1	0	0	2
15	NAYLOR, Shavontae	g	0-0	0-0	2-2	0	0	0	1	2	0	0	0	0	10
22	FLORES, Laia	g	0-0	0-0	0-0	0	0	0	0	0	0	0	0	0	5
32	JESPERSEN, Maria	g	0-2	0-1	0-1	1	4	5	2	0	0	0	0	0	10
Team						0	1	1							
Totals			25-53	4-13	13-19	11	34	45	19	67	12	30	5	6	200

FG % 1st Half: 11-20 55.0% 2nd half: 14-33 42.4% Game: 25-53 47.2%
3FG % 1st Half: 1-3 33.3% 2nd half: 3-10 30.0% Game: 4-13 30.8%
FT % 1st Half: 5-9 55.6% 2nd half: 8-10 80.0% Game: 13-19 68.4%

Illinois 61 • 5-1

11/15/13 1st half: 3-9 33.3% and 1st: 8-10 80.0% Game: 13-19 68.4%															
IlliNOIS 61 • 5-1															
#	Player	Total	Rebounds			PF	TP	A			Blk	Stl	Min		
		FG-FGA	3-PT	FT-FTA	Def	Off			TO						
34	Grant, Jacqui	f 0-1	0-1	2-2	1	2	5	2	0	1	0	0	10		
32	White, Chatrice	c 3-11	0-2	2-2	5	3	8	5	1	3	0	2	29		
15	Simmons, Kylee	g 5-14	4-11	2-2	1	0	1	2	16	1	1	0	38		
20	Carter, Brittan	g 4-12	2-5	1-2	0	5	5	3	11	0	5	0	29		
10	Geard, Ivory	f 1-3	0-3	3-3	4	4	24	2	2	1	3	4	23		
9	Oden, Nia	g 0-0	0-0	0-0	0	0	1	0	0	0	0	0	2		
10	Coleman, Amarah	g 0-4	0-0	0-0	2	2	4	1	0	4	2	0	0	19	
12	McConnell, Ashley	g 0-0	0-0	0-0	0	0	0	0	0	0	0	0	7		
11	Kisser, Brooke	g 0-1	0-0	0-0	0	0	0	0	0	0	0	0	1		
25	Cattenhead, Kennedy	g 0-3	0-1	0-0	0	1	1	0	0	1	1	0	0	13	
					1	3	4			1					

GAME SUMMARIES

GAME 13: PURDUE 62, ILLINOIS 55

DEC. 28, 2013 // STATE FARM CENTER // CHAMPAIGN, ILL.

Illinois took a one-point lead with 5:30 left in the game and was within one point with 90 seconds left, but Purdue made 8-of-8 free throws in the game's final 1:04 to take a 62-55 win in front of a season-high crowd of 2,548 at State Farm Center on Sunday. Ivory Crawford led Illinois with 16 points - 12 in the second half - and nine rebounds, four assists and three steals. Kyley Simmons, Jacqui Grant and Chatrice White each had 10. But Purdue out-rebounded the Illini 54-34 and made 23-of-29 free throws (79.3 percent), compared to 11-of-22 (50 percent) by Illinois.

Purdue 62 • 8-4 (1-0)														
#	Player	Total		3-Ptr		Rebounds			PF	TP	A TO Blk Stl			
		FG-FGA	FG-FGA	FT-FTA	FT-FTA	Off	Def	Tot			A	TO	Blk	Stl
23	Clemons, Liza	r	2-8	0-0	7-8	4	10	14	1	11	1	1	5	0
32	Bays, Whitney	r	5-12	0-1	2-2	4	8	12	5	11	2	4	0	1
01	Morrisette, Ashley	g	2-10	2-7	0-0	0	1	1	2	6	3	4	1	1
13	Perry, Bridget	r	5-12	1-1	8-11	5	7	12	5	19	1	5	1	0
25	Wilson, April	g	3-4	0-1	4-4	0	6	6	2	10	4	5	0	0
04	Thornton, Torrie	r	1-2	0-0	1-2	0	2	2	3	3	0	3	1	1
10	Hamby, Hayden	r	0-1	0-1	0-0	0	0	0	0	0	0	0	0	0
24	Keys, Andrea	r	0-3	0-2	2-2	1	3	4	1	2	0	1	0	1
Team														
Totals		18-52	3-13	23-29	16	38	54	19	62	11	23	8	4	200
FG % 1st Half: 10-30 33.3% 2nd half: 8-22 36.4% Game: 18-52 34.6% Deadball Rebounds 4.1														
3FG % 1st Half: 0-5 0.0% 2nd half: 3-8 37.5% Game: 3-13 23.1%														
FT % 1st Half: 8-11 72.7% 2nd half: 15-18 83.3% Game: 23-29 79.3%														

Illinois 55 • 9-4 (0-1)														
#	Player	Total		3-Ptr		Rebounds			PF	TP	A TO Blk Stl			
		FG-FGA	FG-FGA	FT-FTA	FT-FTA	Off	Def	Tot			A	TO	Blk	Stl
34	Grant, Jacqui	r	4-8	0-2	2-6	2	2	4	4	10	0	0	0	24
32	White, Chatrice	c	3-15	0-2	4-6	5	2	7	4	10	0	1	2	1
15	Simmons, Kyley	g	3-9	3-5	1-2	1	2	3	2	10	3	1	0	1
20	Carter, Brittany	g	1-11	1-7	0-0	0	6	6	5	3	1	4	1	3
22	Crawford, Ivory	g	7-16	0-1	2-4	5	4	9	3	16	4	4	0	3
03	Tuck, Taylor	r	0-2	0-1	0-0	0	1	1	0	0	0	0	2	0
05	Oden, Nia	r	0-0	0-0	0-0	0	0	0	0	0	0	0	0	0
10	Coleman, Amarah	r	2-6	0-0	2-4	0	1	1	2	6	1	2	0	1
Team														
Totals		20-67	4-18	11-22	16	18	34	20	55	9	12	5	9	200
FG % 1st Half: 7-35 20.0% 2nd half: 13-32 40.6% Game: 20-67 29.9% Deadball Rebounds 3.2														
3FG % 1st Half: 1-10 10.0% 2nd half: 3-8 37.5% Game: 4-18 22.2%														
FT % 1st Half: 3-6 50.0% 2nd half: 8-16 50.0% Game: 11-22 50.0%														

Officials: Michael McConnell, Roy Gulbeyan, Geraldine Smith
Technical fouls: Purdue-None, Illinois-None.
Attendance: 2548

Score by periods				Points	In Paint	Off T/O	2nd Chance	Fast Break	Bench
	1st	2nd	Total						
Purdue	28	34	62		18	7	12	0	5
Illinois	18	37	55		28	20	15	2	6

Last FG - PUR 2nd-02:54, ILL 2nd-00:04.
Largest lead - PUR by 15 1st-04:46, ILL by 2 1st-19:49.
PUR led for 36:01. ILL led for 01:51. Game was tied for 02:08.

Score tied - 3 times.
Lead changed - 3 times.

GAME 14: ILLINOIS 71, PENN STATE 76

JAN. 4, 2015 // BRYCE JORDAN CENTER // UNIVERSITY PARK, PA.

Illinois notched its first win at Penn State since 1998 and handed the Lady Lions their worst home loss in four years, winning 91-76 on Sunday. The Illini's 91 points marked the most scored in a game in Big Ten play thus far in 2014-15. Sophomore Jacqui Grant posted a career-high 29 points and senior Ivory Crawford notched 22, including 18 in the second half.

Illinois 91 • 10-4 (1-1)														
#	Player	Total		3-Ptr		Rebounds			PF	TP	A TO Blk Stl			
		FG-FGA	FG-FGA	FT-FTA	FT-FTA	Off	Def	Tot			A	TO	Blk	Stl
15	Simmons, Kyley	*	3-7	2-6	2-3	0	2	2	2	10	10	1	0	3
20	Carter, Brittany	*	1-7	0-4	2-2	1	5	6	4	4	5	1	0	3
22	Crawford, Ivory	*	8-11	3-4	3-5	2	4	6	4	22	5	6	0	1
32	White, Chatrice	*	7-15	0-2	3-3	2	0	2	4	17	2	2	2	3
34	Grant, Jacqui	*	10-15	5-9	4-5	1	7	8	2	29	0	2	2	0
00	Hartwell, Sarah	r	0-0	0-0	0-0	0	0	0	0	0	0	0	0	0
02	Gleason, Taylor	r	0-0	0-0	0-0	0	0	0	0	0	0	0	0	0
03	Tuck, Taylor	r	2-6	1-3	1-2	0	3	1	6	0	1	0	0	18
05	Oden, Nia	r	0-0	0-0	0-0	0	0	0	0	0	0	0	0	0
12	McConnell, Ashley	r	0-0	0-0	0-0	0	0	0	0	0	0	0	0	0
21	Kissinger, Brooke	r	1-3	1-1	0-0	1	1	2	1	3	0	1	0	7
25	Cattenhead, Kennedy	r	0-0	0-0	0-0	0	0	0	0	0	0	0	0	1
Team														
Totals		32-64	12-29	15-20	9	22	31	18	91	22	13	5	10	200
FG % 1st Half: 17-38 44.7% 2nd half: 15-26 57.7% Game: 32-64 50.0% Deadball Rebounds 2.1														
3FG % 1st Half: 7-16 43.8% 2nd half: 5-13 38.5% Game: 12-29 41.4%														
FT % 1st Half: 6-9 66.7% 2nd half: 9-11 81.8% Game: 15-20 75.0%														

Penn State 76 • 3-11 (0-3)														
#	Player	Total		3-Ptr		Rebounds			PF	TP	A TO Blk Stl			
		FG-FGA	FG-FGA	FT-FTA	FT-FTA	Off	Def	Tot			A	TO	Blk	Stl
01	Agee, Candice	*	1-2	0-0	2-4	0	1	1	0	4	0	0	0	13
05	Moore, Sierra	*	6-14	0-1	2-6	3	3	6	2	14	5	4	0	2
10	Sevillian, Keke	*	2-3	0-1	0-0	1	2	3	3	4	1	2	0	1
12	Spann, Lindsey	*	8-19	2-6	2-2	1	5	6	2	20	4	3	0	2
44	Waldner, Tori	*	2-5	0-1	5-6	0	7	7	2	9	2	3	0	0
11	Harris, Alex	*	2-2	0-0	1-1	1	1	2	2	5	0	0	0	0
15	Mitchell, Kaliyah	*	5-9	0-1	1-1	1	4	5	3	11	2	2	0	1
25	Whitted, Peyton	*	3-6	0-0	1-1	1	1	2	3	7	0	1	0	0
41	DeGraaf, Jenny	*	1-2	0-0	0-0	0	0	0	2	0	1	0	1	4
Team														
Totals		30-62	2-10	14-21	10	26	36	17	76	14	17	1	7	200
FG % 1st Half: 8-25 32.0% 2nd half: 22-37 59.5% Game: 30-62 48.4% Deadball Rebounds 6														
3FG % 1st Half: 0-3 0.0% 2nd half: 2-7 28.6% Game: 2-10 20.0%														
FT % 1st Half: 11-18 61.1% 2nd half: 3-3 100.0% Game: 14-21 66.7%														

Officials: Jesse Dickerson, Angie Enlund, Mark Resch
Technical fouls: Illinois-None, Penn State-Moore, Sierra.
Attendance: 3933

Score by periods				Points	In Paint	Off T/O	2nd Chance	Fast Break	Bench
	1st	2nd	Total						
Illinois	47	44	91		34	13	5	11	9
Penn State	27	49	76		38	13	15	16	25

Last FG - ILL 2nd-03:02, PSU 2nd-00:19.
Largest lead - ILL by 22 2nd-03:02, PSU by 1 1st-14:35.
ILL led for 37:46, PSU led for 00:15. Game was tied for 01:59.

Score tied - 3 times.
Lead changed - 2 times.

GAME 15: ILLINOIS 73, #17 IOWA 61

JAN. 8, 2015 // STATE FARM CENTER // CHAMPAIGN, ILL.

Illinois finished the game on a 26-8 run and held No. 17 Iowa to only three field goals over the final 10 minutes of the game as the Fighting Illini pulled away for a 73-61 win at State Farm Center on Thursday. It marked the Orange and Blue's second win over a ranked opponent this season and Illinois held Iowa to its second-lowest point total of the season.

#17 Iowa 61 • 11-3, 2-1															
#	Player		Total		3-Ptr		Rebounds			PF	TP	A TO Blk Stl			Min
			FG-FGA	FG-FGA	FT-FTA	FT-FTA	Off	Def	Tot			A	TO	Blk	
51	Doolittle, Bethany	c	3-12	0-0	0-0	3	4	7	3	6	0	2	3	2	32
02	Disterhoft, Ally	g	4-10	1-4	3-4	2	5	7	3	12	4	4	0	0	37
15	Jennings, Whitney	g	2-7	1-4	0-0	1	3	4	3	5	0	5	1	2	29
21	Dixon, Melissa	g	8-17	8-16	0-0	0	1	1	2	24	1	4	0	1	38
22	Logic, Samantha	g	4-10	0-2	0-0	5	2	7	4	8	14	2	1	3	33
01	Kastanek, Alexa	r	0-1	0-0	0-0	0	0	0	1	0	0	2	1	2	10
03	Till, Claire	r	2-2	0-0	0-0	1	2	3	2	4	1	0	0	0	6
04	Coley, Chase	r	1-2	0-0	0-0	0	0	0	0	2	0	0	0	0	2
23	Buttenham, Christina	g	0-1	0-1	0-0	0	0	0	0	0	0	1	0	0	3
25	Peschel, Kali	g	0-1	0-0	0-0	0	1	1	0	0	2	0	0	0	10
	Team					3	4	7							
Totals			24-63	10-27	3-4	15	22	37	18	61	20	22	6	10	200
FG % 1st Half: 14-34 41.2% 2nd half: 10-29 34.5% Game: 24-63 38.1% Deadball															
3FG % 1st Half: 4-10 40.0% 2nd half: 6-17 35.3% Game: 10-27 37.0% Rebounds															
FT % 1st Half: 3-3 100.0 2nd half: 0-1 0.0% Game: 3-4 75.0% 0															

GAME SUMMARIES

GAME 17: MICHIGAN STATE 63, ILLINOIS 56

JAN. 15, 2015 // BRESLIN CENTER // EAST LANSING, MICH.

Illinois fell behind early and couldn't overcome the deficit, falling 63-56 to Michigan State at the Breslin Center on Thursday. Brittany Carter had a team-high 19 points and Chatrice White had 16, but MSU's Aerial Powers had a game-high 33 points and 11 rebounds. MSU, which entered the game averaging 75.9 ppg, to its lowest point total of the season.

Illinois 56 • 11-6, 2-3 B1G

#	Player	Total FG-FGA	3-Ptr FG-FGA	FT-FTA	Rebounds Off Def Tot	PF	TP	A	TO	Blk	Stl	Min
10	Coleman, Amarah	4-13	0-1	0-1	1 1 2	4	8	3	5	0	1	23
15	Simmons, Kylee	3-10	1-6	2-2	0 2 2	3	9	4	5	0	1	40
20	Carter, Brittany	7-22	2-8	3-4	1 3 4	4	19	2	0	0	5	40
32	White, Chatrice	5-11	1-1	5-7	7 0 7	4	16	1	0	2	3	35
34	Grant, Jacqui	2-10	0-3	0-0	2 8 10	4	4	2	2	1	3	39
03	Tuck, Taylor	0-2	0-0	0-0	0 0 0	0	0	0	1	0	0	5
05	Oden, Nia	0-0	0-0	0-0	0 1 1	1	0	0	0	0	0	4
12	McConnell, Ashley	0-1	0-0	0-0	0 0 0	0	0	1	0	0	0	10
21	Kissinger, Brooke	0-2	0-2	0-0	0 0 0	0	0	0	0	0	0	4
Team					5 2 7	1						
Totals		21-71	4-21	10-14	16 17 33	21	56	13	13	3	13	200

FG % 1st Half: 8-29 27.6% 2nd half: 13-42 31.0% Game: 21-71 29.6%
 3FG % 1st Half: 1-9 11.1% 2nd half: 3-12 25.0% Game: 4-21 19.0%
 FT % 1st Half: 4-6 66.7% 2nd half: 6-8 75.0% Game: 10-14 71.4%

Deadball Rebounds 2

Michigan State 63 • 9-8, 1-5 B1G

#	Player	Total FG-FGA	3-Ptr FG-FGA	FT-FTA	Rebounds Off Def Tot	PF	TP	A	TO	Blk	Stl	Min
01	Jankoska, Tori	3-8	2-5	3-5	4 8 12	1	11	4	4	0	0	39
02	Miller, Cara	0-1	0-1	0-0	0 5 5	2	0	2	3	0	1	17
23	Powers, Aerial	8-19	3-7	14-15	4 7 11	3	33	1	9	3	6	38
24	Gussert, Lexi	1-3	0-1	0-0	0 1 1	1	2	2	2	0	0	12
52	Mills, Becca	6-9	0-1	1-3	3 9 12	3	13	0	4	2	0	37
14	Morrissey, Anna	0-6	0-5	0-0	0 4 4	0	0	1	0	0	0	35
55	Johnson, Kennedy	2-3	0-0	0-0	2 0 2	3	4	1	4	2	0	22
Team					1 2 3		3					
Totals		20-49	5-20	18-23	14 36 50	13	63	11	29	7	7	200

FG % 1st Half: 12-28 42.9% 2nd half: 8-21 38.1% Game: 20-49 40.8%
 3FG % 1st Half: 4-12 33.3% 2nd half: 1-8 12.5% Game: 5-20 25.0%
 FT % 1st Half: 9-10 90.0% 2nd half: 9-13 69.2% Game: 18-23 78.3%

Deadball Rebounds 3

Officials: Tina Napier, Shannon Feck, Kevin Pethel
 Technical fouls: Illinois-TEAM. Michigan State-None.
 Attendance: 4419

Score by periods	1st	2nd	Total
Illinois	21	35	56
Michigan State	37	26	63

Points	In Paint	Off T/O	2nd Chance	Fast Break	Bench
ILL	32	19	15	8	0
MSU	26	16	11	10	4

Last FG - ILL 2nd-00:01, MSU 2nd-05:10.
 Largest lead - ILL None, MSU by 19 2nd-18:59.
 ILL led for 00:00. MSU led for 37:01. Game was tied for 02:59.

Score tied - 0 times.
 Lead changed - 0 times.

GAME 18: #8 MARYLAND 74, ILLINOIS 54

JAN. 18, 2015 // XFINITY CENTER // COLLEGE PARK, MD.

Illinois cut No. 8 Maryland's lead to three with 14 minutes left in the game but the Terrapins responded with a 26-4 run to pull away for a 74-54 win in front of 6,191 at the XFINITY Center on Sunday. Amarah Coleman scored a career-high 24 points on 10-of-15 shooting and Chatrice White tied the UI single-game record with seven blocked shots to go with her 13 points. But Maryland forced Illinois into 27 turnovers, converting them into 27 points, and out-rebounded the Illini 48-28.

Illinois 54 • 11-7, 2-4

#	Player	Total FG-FGA	3-Ptr FG-FGA	FT-FTA	Rebounds Off Def Tot	PF	TP	A	TO	Blk	Stl	Min
34	Grant, Jacqui	1-5	1-3	0-0	1 6 7	3	3	4	2	1	2	33
32	White, Chatrice	6-14	1-6	0-0	2 3 5	2	13	1	3	7	3	38
10	Coleman, Amarah	10-15	2-3	2-4	0 0 0	4	24	2	7	0	2	33
15	Simmons, Kylee	1-5	1-3	0-0	0 1 1	4	3	1	6	0	2	34
20	Carter, Brittany	2-11	0-5	0-0	0 3 3	4	4	5	1	3	2	21
00	Hartwell, Sarah	0-2	0-2	0-0	0 0 0	1	0	0	0	0	1	9
03	Tuck, Taylor	0-1	0-0	0-0	0 2 2	1	0	0	0	0	0	3
05	Oden, Nia	1-2	0-0	2-3	1 2 3	1	4	0	0	0	0	16
12	McConnell, Ashley	1-1	1-1	0-0	0 1 1	0	3	0	2	0	0	10
21	Kissinger, Brooke	0-1	0-1	0-0	0 0 0	0	0	0	1	0	0	2
25	Cattenhead, Kennedy	0-0	0-0	0-0	0 0 0	0	0	0	1	0	0	1
Team					6 0 6		1					
Totals		22-57	6-24	4-7	10 18 28	20	54	12	27	9	13	200

FG % 1st Half: 12-30 40.0% 2nd half: 10-27 37.0% Game: 22-57 38.6%
 3FG % 1st Half: 2-13 15.4% 2nd half: 4-11 36.4% Game: 6-24 25.0%
 FT % 1st Half: 0-1 0.0% 2nd half: 4-6 66.7% Game: 4-7 57.1%

Deadball Rebounds 1

#8 Maryland 74 • 15-2, 6-0

#	Player	Total FG-FGA	3-Ptr FG-FGA	FT-FTA	Rebounds Off Def Tot	PF	TP	A	TO	Blk	Stl	Min
05	Malina Howard	0-2	0-0	1-2	1 6 7	2	1	1	2	1	1	29
42	Brianna Jones	9-16	0-0	6-9	8 6 14	2	24	0	4	6	2	32
01	Laurin Mincy	1-6	0-1	1-1	0 1 1	0	3	1	5	0	0	18
04	Lexie Brown	4-12	2-6	5-6	0 3 3	3	13	8	4	0	7	32
32	S. Walker-Kimbrough	6-12	1-2	0-0	2 4 6	0	13	4	0	1	4	32
00	Aja Ellison	0-0	0-0	0-0	0 0 0	0	0	0	1	0	0	1
02	Kiara Leslie	0-1	0-0	0-0	0 0 0	0	0	0	0	0	0	5
03	Brene Moseley	3-10	2-6	2-2	1 2 3	1	10	3	2	0	1	16
12	Kristen Conroy	2-4	0-1	0-0	2 0 2	1	4	3	0	0	0	15
15	Chloe Pavlech	0-0	0-0	0-0	0 0 0	1	0	0	1	0	0	1
22	Tierney Pfirman	2-2	0-0	0-0	2 1 3	0	4	0	2	0	1	9
33	A'Lexus Harrison	1-1	0-0	0-0	4 1 5	1	2	1	1	0	0	11
Team					2 2 4							
Totals		28-66	3-16	15-20	22 26 48	11	74	21	22	8	16	200

FG % 1st Half: 15-37 40.5% 2nd half: 13-29 44.8% Game: 28-66 42.4%
 3FG % 1st Half: 1-9 11.1% 2nd half: 2-7 28.6% Game: 3-16 18.8%
 FT % 1st Half: 5-8 62.5% 2nd half: 10-12 83.3% Game: 15-20 75.0%

Deadball Rebounds 3,1

Officials: Jesse Dickerson, Bruce Morris, Gina Cross
 Technical fouls: Illinois-None. Maryland-None.
 Attendance: 6191

Score by periods	1st	2nd	Total
Illinois	26	28	54
#8 Maryland	36	38	74

Points	In Paint	Off T/O	2nd Chance	Fast Break	Bench
ILL	24	15	8	10	7
UMD	28	27	15	16	20

Last FG - ILL 2nd-01:57, UMD 2nd-02:11.
 Largest lead - ILL by 5 1st-19:14, UMD by 25 2nd-04:59.
 ILL led for 03:03. UMD led for 36:37. Game was tied for 00:16.

Score tied - 0 times.
 Lead changed - 1 time.

GAME 19: NORTHWESTERN 68, ILLINOIS 67

JAN. 22, 2015 // STATE FARM CENTER // CHAMPAIGN, ILL.

All five Illinois starters scored in double figures for the first time this season but the Fighting Illini went without a field goal for over five minutes near the end of the game as Northwestern pulled out a 68-67 win at State Farm Center Thursday night. Brittany Carter led the way with 15 points and Jacqui Grant had her first double-double of the season with 13 points and 12 rebounds as Illinois dropped its fourth straight.

Northwestern 68 • 14-4, 4-3

#	Player	Total FG-FGA	3-Ptr FG-FGA	FT-FTA	Rebounds Off Def Tot	PF	TP	A	TO	Blk	Stl	Min
10	Coffey, Nia	4-13	0-3	5-7	2 3 5	3	13	1	5	2	1	37
05	Cohen, Alex	5-10	2-5	2-5	2 4 6	1	14	2	1	1	1	39
03	Deary, Ashley	3-7	1-1	0-0	1 3 4	4	7	5	3	0	2	32
24	Inman, Christen	7-11	1-1	3-3	1 3 4	1	18	1	2	1	1	34
25	Lyon, Maggie	4-15	3-11	3-4	1 6 7	1	14	4	8	0	3	38
12	Rohde, Lydia	0-2	0-1	0-0	0 0 0	0	0	0	0	0	0	4
32	Johnson, Christen	0-0	0-0	0-0	0 0 0	0	0	0	0	0	0	1
42	Roser, Karly	0-0	0-0	2-3	1 1 2	1	2	4	2	0	0	15
Team					2 3 5							
Totals		23-58	7-22	15-22	10 23 33	11	68	17	21	4	8	200

FG % 1st Half: 13-34 38.2% 2nd half: 10-24 41.7% Game: 23-58 39.7%
 3FG % 1st Half: 4-13 30.8% 2nd half: 3-9 33.3% Game: 7-22 31.8%
 FT % 1st Half: 6-7 85.7% 2nd half: 9-15 60.0% Game: 15-22 68.2%

Deadball Rebounds 6

Illinois 67 • 11-8, 2-5

#	Player	Total FG-FGA	3-Ptr FG-FGA	FT-FTA	Rebounds Off Def Tot	PF	TP	A	TO	Blk	Stl	Min
34	Grant, Jacqui	5-13	1-3	2-4	6 6 12	3	13	4	8	1	1	40
32	White, Chatrice	5-8	1-1	3-4	3 3 6	5	14	1	0	2	4	35
10	Coleman, Amarah	6-17	2-3	0-2	3 4 7	3	14	4	5	0	3	37
15	Simmons, Kylee	4-7	3-6	0-0	0 5 5	4	11	4	6	0	1	40-
20	Carter, Brittany	5-13	2-5	3-3	0 5 5	4	15	3	4	0	3	39
03	Tuck, Taylor	0-1	0-1	0-0	0 0 0	0	0	0	1	0	0	4
05	Oden, Nia	0-2	0-1	0-0	0 0 0	2	0	0	0	0	0	5
Team					2 2 4							
Totals		25-61	9-20	8-13	14 25 39	21	67	16	24	3	12	200

FG % 1st Half: 12-32 37.5% 2nd half: 13-29 44.8% Game: 25-61 41.0%
 3FG % 1st Half: 6-11 54.5% 2nd half: 3-9 33.3% Game: 9-20 45.0%
 FT % 1st Half: 3-6 50.0% 2nd half: 5-7 71.4% Game: 8-13 61.5%

Deadball Rebounds 4,1

Officials: Beverly Roberts, Barb Smith, Tiara Cruse
 Technical fouls: Northwestern-None. Illinois-None.
 Attendance: 1725

Score by periods	1st	2nd	Total
Northwestern	36	32	68
Illinois	33	34	67

Points	In Paint	Off T/O	2nd Chance	Fast Break	Bench
NU	26	29	10	10	2
ILL	26	19	9	4	0

Last FG - NU 2nd-00:59, ILL 2nd-00:00.
 Largest lead - NU by 13 1st-05:36, ILL by 10 2nd-11:02.
 NU led for 16:49. ILL led for 15:08. Game was tied for 07:54.

Score tied - 10 times.
 Lead changed - 12 times.

GAME 20: MICHIGAN 70, ILLINOIS 57

JAN. 26, 2015 // CRISLER CENTER // ANN ARBOR, MICH.

Sophomore forward Jacqui Grant recorded her second-straight double-double but Illinois shot less than 40 percent from the floor as Michigan took a 70-57 win at Crisler Center on Monday. Grant led the way for Illinois with 17 points and 10 rebounds, and Chatrice White as Illinois' only other player in double digits with 10 points. Brittany Carter had eight points, six assists and four steals.

Illinois 57 • 11-9, 2-6

#	Player	Total FG-FGA	3-Ptr FG-FGA	FT-FTA	Rebounds Off Def Tot	PF	TP	A	TO	Blk	Stl	Min
34	Grant, Jacqui	8-10	0-1	1-2	3 7 10	3	17	1	1	0	2	38
32	White, Chatrice	4-14	0-1	2-5	3 3 6	3	10	1	3	0	4	35
10	Coleman, Karyl	4-17	0-3	0-0	1 1 2	4	8	4	2	0	0	26
15	Simmons, Ameer	2-10	2-9	0-0	1 0 1	1	6	1	2	0	1	39
20	Carter, Brittany	4-11	0-3	0-0	0 3 3	4	8	6	3	0	4	33
12	McConnell, Ashley	2-2	2-2	0-0	0 5 5	0	6	0	2	0	0	28
25	Cattenhead, Kennedy	1-1	0-0	0-0	0 0 0	0	2	1	0	0	1	
	Team				1 0 1							
		25-65	4-19	3-7	9 19 28	15	57	13	5	1	0	200

GAME SUMMARIES

GAME 21: #15 NEBRASKA 59, ILLINOIS 57

JAN. 29, 2015 // PINNACLE BANK ARENA // LINCOLN, NEB.

Illinois led for nearly the entire game but No. 15 Nebraska got a three-pointer just before the shot clock expired with 1:11 left in the game and eked out a 59-57 win over the Fighting Illini in front of 7,378 at Pinnacle Bank Arena on Thursday. Nebraska native Chatrice White starred in her first visit to her home state, equaling her career high with 23 points, including a career-best 4-of-8 three-pointers. But Illinois went scoreless over the final 3:43 to drop its sixth straight game, four of them by a total of 15 points.

Illinois 57 • 11-10, 2-7

#	Player	Total		3-Ptr		Rebounds			PF	TP	A	T	Blk	Stl	Min
		FG-FGA	FG-FGA	FT-FTA	FT-FTA	Off	Def	Tot							
34	Grant, Jacqui	f	5-9	1-2	0-0	2	3	5	5	11	0	3	0	0	27
32	White, Chatrice	c	9-21	4-8	1-2	1	6	7	5	23	2	4	2	1	35
10	Coleman, Amarah	g	1-8	0-0	2-2	1	2	3	2	4	4	1	0	1	20
15	Simmons, Kyle	g	1-2	0-1	0-0	0	2	2	3	2	3	1	0	4	40
20	Carter, Brittany	g	6-14	2-6	0-0	0	7	7	4	14	4	1	0	3	37
03	Tuck, Taylor	g	1-2	0-0	1-2	0	1	1	1	3	1	0	0	0	8
21	McConnell, Ashley	g	0-1	0-0	0-0	0	2	2	0	0	1	0	0	2	29
12	Kissinger, Brooke	g	0-0	0-0	0-0	0	0	0	0	0	0	0	0	0	2
25	Cattenhead, Kennedy	g	0-0	0-0	0-0	0	0	0	0	0	1	0	0	0	2
Team						0	0	0							
Totals			23-57	7-17	4-6	4	23	27	20	57	15	11	2	11	200

FG % 1st Half: 14-34 41.2% 2nd half: 9-23 39.1% Game: 23-57 40.4%
3FG % 1st Half: 3-10 30.0% 2nd half: 4-7 57.1% Game: 7-17 41.2%
FT % 1st Half: 2-2 100.0 2nd half: 2-4 50.0% Game: 4-6 66.7%

#15 Nebraska 59 • 16-4, 6-3

#	Player	Total		3-Ptr		Rebounds			PF	TP	A	T	Blk	Stl	Min
		FG-FGA	FG-FGA	FT-FTA	FT-FTA	Off	Def	Tot							
03	Sample, Haillie	f	3-6	0-0	1-2	5	9	14	2	7	1	3	0	0	34
23	Cady, Emily	f	3-4	0-0	3-5	2	10	12	3	9	2	4	1	0	35
10	Laudermill, Tear'a	g	6-16	2-8	2-4	0	1	1	3	16	0	2	0	1	33
13	Jeffery, Brandi	g	0-1	0-0	0-0	1	2	3	0	0	0	1	0	0	15
3	Theriot, Rachel	g	5-13	1-1	0-1	5	6	2	11	8	5	0	0	0	40-
05	Romeo, Natalie	g	2-5	2-4	0-0	0	1	1	0	6	3	0	0	0	1
22	Havers, Allie	g	4-6	0-0	2-2	1	1	2	1	10	0	1	1	1	11
30	Smith, Chandler	g	0-1	0-0	0-0	0	1	1	0	0	2	1	0	0	8
Team						0	1	1							
Totals			23-52	5-13	8-14	10	31	41	11	59	16	17	2	3	200

FG % 1st Half: 11-22 50.0% 2nd half: 12-30 40.0% Game: 23-52 44.2%
3FG % 1st Half: 4-7 57.1% 2nd half: 1-6 16.7% Game: 5-13 38.5%
FT % 1st Half: 4-8 50.0% 2nd half: 4-6 66.7% Game: 8-14 57.1%

Officials: Laura Morris, Frank Staterone, John Whitson
Technical fouls: Illinois-None. #15 Nebraska-None.
Attendance: 7378

Score by periods	1st	2nd	Total
Illinois	33	24	57
#15 Nebraska	30	29	59

Last FG - ILL 2nd-03:43, NEB 2nd-01:11.
Largest lead - ILL by 11 1st-09:46, NEB by 2 2nd-01:11.
ILL led for 36:35. NEB led for 01:11. Game was tied for 02:12.

	In	Off	2nd	Fast	
Points	Paint	T/O	Chance	Break	Bench
ILL	24	18	3	2	3
NEB	30	18	10	4	16

Score tied - 3 times.
Lead changed - 1 time.

GAME 22: WISCONSIN 73, ILLINOIS 62

FEB. 1, 2015 // STATE FARM CENTER // CHAMPAIGN, ILL.

Illinois cut Wisconsin's lead in half with 7:42 left but couldn't finish the comeback and dropped a 73-62 decision at State Farm Center on Sunday. Kyle Simmons led the Fighting Illini with 16 points, her most since scoring 17 against Oklahoma on Nov. 29, but Illinois shot just 34.8 percent and the Badgers made three more free throws than UI attempted.

Wisconsin 73 • 8-13, 4-7

#	Player	Total		3-Ptr		Rebounds			PF	TP	A	T	Blk	Stl	Min
		FG-FGA	FG-FGA	FT-FTA	FT-FTA	Off	Def	Tot							
35	Gulczynski, Jacki	f	2-7	1-4	0-0	2	2	4	5	5	1	2	1	0	27
43	Rochel, Cassie	c	4-7	0-0	0-4	2	9	11	1	8	0	3	3	2	28
01	Whyte, Dakota	g	4-10	1-3	6-8	1	4	5	3	15	2	5	0	1	37
04	Bauman, Nicole	g	7-11	5-9	2-2	2	7	9	3	21	5	7	1	0	38
22	Cichy, Tessa	g	5-11	0-1	2-4	2	1	3	2	12	2	5	0	1	39
03	Brown, AnnMarie	g	1-2	0-1	2-2	1	0	1	1	4	0	0	0	1	10
23	McMorris, Cayla	g	0-2	0-0	0-0	0	1	1	0	0	0	0	0	0	7
24	Johnson, Malayna	g	2-6	0-0	4-7	5	6	11	3	8	1	0	2	0	14
Team						2	3	5							
Totals			25-56	7-18	16-27	17	33	50	18	73	11	22	7	5	200

FG % 1st Half: 13-32 40.6% 2nd half: 12-24 50.0% Game: 25-56 44.6%
3FG % 1st Half: 5-11 45.5% 2nd half: 6-9 66.7% Game: 11-19 57.9%
FT % 1st Half: 3-9 33.3% 2nd half: 13-18 72.2% Game: 16-27 59.3%

Illinois 62 • 11-11, 2-8

#	Player	Total		3-Ptr		Rebounds			PF	TP	A	T	Blk	Stl	Min
		FG-FGA	FG-FGA	FT-FTA	FT-FTA	Off	Def	Tot							
34	Grant, Jacqui	f	1-8	0-1	0-1	2	5	7	2	2	0	2	2	0	18
32	White, Chatrice	c	5-13	0-2	1-3	1	1	2	5	11	0	1	0	0	21
15	Simmons, Kyle	g	5-10	4-8	2-2	1	1	2	0	16	0	0	0	1	37
20	Carter, Brittany	g	0-7	0-1	0-0	1	2	3	4	0	2	1	0	5	22
22	Crawford, Ivory	g	6-16	0-1	0-1	4	2	6	5	12	2	3	0	1	25
00	Hartwell, Sarah	g	0-1	0-1	0-0	0	0	0	1	0	0	0	0	0	1
03	Tuck, Taylor	g	0-1	0-1	2-2	0	2	2	0	2	0	0	0	0	6
05	Oden, Nia	g	2-3	0-0	2-3	3	1	4	1	6	1	1	1	3	16
10	Coleman, Amarah	g	2-6	0-0	0-1	0	2	2	3	4	3	5	0	2	25
12	McConnell, Ashley	g	3-3	3-3	0-0	0	1	1	2	9	2	1	0	1	25
21	Kissinger, Brooke	g	0-1	0-0	0-0	1	1	2	0	0	1	0	0	0	1
25	Cattenhead, Kennedy	g	0-0	0-0	0-0	0	0	0	0	0	1	0	0	0	3
Team						3	1	4							
Totals			24-69	7-19	7-13	16	19	35	23	62	11	15	3	14	200

FG % 1st Half: 10-34 29.4% 2nd half: 14-35 40.0% Game: 24-69 34.8%
3FG % 1st Half: 4-9 44.4% 2nd half: 3-10 30.0% Game: 7-19 36.8%
FT % 1st Half: 2-5 40.0% 2nd half: 5-8 62.5% Game: 7-13 53.8%

Officials: Beverly Roberts, Gina Cross, Tiara Cruse
Technical fouls: Wisconsin-None. Illinois-None.
Attendance: 1797

Score by periods	1st	2nd	Total
Wisconsin	30	43	73
Illinois	26	36	62

Last FG - WIS 2nd-01:40, ILL 2nd-00:16.
Largest lead - WIS by 18 2nd-11:10, ILL by 3 1st-17:31.
WIS led for 25:26. ILL led for 05:17. Game was tied for 09:17.

Score tied - 10 times.
Lead changed - 9 times.

GAME 23: ILLINOIS 95, MINNESOTA 69

FEB. 5, 2015 // STATE FARM CENTER // CHAMPAIGN, ILL.

Illinois sophomore Jacqui Grant scored the game's first six points and the Fighting Illini never looked back, pulling away for a 95-69 win over Minnesota. UI had three players top 20 points for the first time in two seasons, as Grant tied her career high with 29, Ivory Crawford led 23 and Kyle Simmons notched a career-high 22. Illinois snapped a seven-game losing streak and sent the Gophers to their fourth loss in their last five games.

Minnesota 69 • 17-20, 8-5

#	Player	Total		3-Ptr		Rebounds			PF	TP	A	T	Blk	Stl	Min
		FG-FGA	FG-FGA	FT-FTA	FT-FTA	Off	Def	Tot							
23	Kelley, Shae	f	4-9	0-1	2-2	2	4	6	3	10	0	4	1	1	38
32	Zahui, Amanda	c	11-16	0-0	4-7	2	6	8	3	26	0	0	3	0	40-
03	Mullaney, Shayne	g	3-6	2-4	0-0	0	4	4	3	8	5	0	0	0	40-
24	Bailey, Mikayla	g	2-10	2-10	0-0	1	4	5	4	6	4	2	0	0	36
23	Wagner, Carlie	g	8-19	3-9	0-0	2	1	3	4	19	2	1	0	0	38
02	McDaniel, Stabresa	g	0-2	0-0	0-0	0	0	0	0	0	0	0	0	0	0+
05	Jacobs, Tory	g	0-0	0-0	0-0	0	0	0	0	0	0	0	0	0	0+
20	Hirt, Kayla	g	0-1	0-0	0-2	2	0	2	0	0	0	0	0	0	0+
22	Hedstrom, Joanna	g	0-3	0-3	0-0	0	0	0	1	0	0	0	0	0	8
Team						0	2	2							
Totals			28-66	7-27	6-11	9	21	30	18	69	14	12	4	1	200

FG % 1st Half: 15-31 48.4% 2nd half: 13-35 37.1% Game: 28-66 42.4%
3FG % 1st Half: 3-10 30.0% 2nd half: 4-17 23.5% Game: 7-27 25.9%
FT % 1st Half: 3-4 75.0% 2nd half: 3-7 42.9% Game: 6-11 54.5%

Illinois 95 • 12-11, 3-8

#	Player		Total		Rebounds										
			FG-FGA	3-PT	FT-FTA	Off	Def	Tot	PF	TP	A	To	Blk	Stl	Min
34	Grant, Jacqui	f	12-23	0-0	5-5	3	5	8	2	29	2	2	0	1	36
32	White, Chatrice	c	5-14	0-1	1-1	5	4	9	5	11	0	3	2	1	28
15	Simmons, Kyle		7-11	0-0	2-2	2	2	4	1	22	6	0	1	0	31
20	Carte, Doreen	g	0-4	0-0	1-1	5	5	10	1	23	1	1	1	1	33
22	Crawford, Ivory	g	9-20	2-8	3-4	5	3	8	2	23	11	2	0	2	36
00	Hartwell, Sarah		1-1	1-1	0-0	0	0	0	0	3	0	0	0	0	1
03	Tuck, Taylor		0-2	0-0	0-0	0	1	1	0	0	0	0	0	0	3
05	Oden, Nia		0-0	0-0	0-0	0	1	1	1	0	0	0	0	0	0
10	Coleman, Amarah		0-1	1-1	3-4	1	2	3	1	6	3	0	0	0	15
23	McConnell, Ashley		0-1	0-1	0-0	0	2	2	0	0	0	0	0	0	1
25	Kissinger, Brooke		0-0	0-0	0-0	0	1	1	0	0	1	1	0	0	0
12	Cattenhead, Kennedy		0-0	0-0	0-0	0	1	1	0	0	0	0	0	0	1
	Team					4	3	7				1			
	Totals		35-77	10-23	15-18	23	29	52	12	95	27	9	3	9	200

GAME SUMMARIES

GAME 25: INDIANA 85, ILLINOIS 58

FEB. 11, 2015 // ASSEMBLY HALL // BLOOMINGTON, IND.

Illinois struggled defensively and couldn't recover, falling to Indiana 85-58 at Assembly Hall Wednesday night. Chatrice White had a team-high 18 points, Jacqui Grant had 11 points, eight rebounds and four blocks, and Ivory Crawford had 10 for the Illini.

Illinois 58 • 12-13, 3-10

#	Player	Total	3-Ptr	Rebounds	PF	TP	A	TO	Bk	Stl	Min				
		FG	FGA	FT	FTA	Off	Def	Total							
34	Grant, Jacqui	f	5-10	1-4	0-0	1	7	8	0	11	3	3	4	2	32
32	White, Chatrice	c	6-8	2-2	4-7	2	5	7	3	18	1	2	2	0	31
15	Simmons, Kyle	g	3-8	2-7	0-0	1	4	5	2	8	1	2	0	3	38
20	Carter, Brittany	g	3-7	1-3	0-0	1	1	2	0	7	1	1	0	1	23
22	Crawford, Ivory	g	3-10	1-2	3-4	2	0	2	1	10	5	4	0	1	33
00	Hartwell, Sarah		0-2	0-0	0-0	1	0	1	1	0	0	1	0	0	4
03	Tuck, Taylor		0-0	0-0	0-0	0	0	0	0	0	0	0	0	0	1
05	Oden, Nia		0-1	0-1	0-0	0	0	0	0	0	0	1	0	1	9
10	Coleman, Amarah		0-3	0-1	0-0	0	0	0	0	0	1	0	0	0	6
12	McConnell, Ashley		0-2	0-0	0-0	0	1	1	1	0	0	0	0	0	7
21	Kissinger, Brooke		0-3	0-3	0-0	0	0	0	0	0	0	0	0	0	5
25	Cattenhead, Kennedy		2-5	0-1	0-0	1	2	3	0	4	1	1	0	0	11
	Team					1	0	1							
Totals			22-59	7-24	7-11	10	20	30	9	58	13	15	6	8	200
FG % 1st Half: 13-30 43.3%			2nd half: 9-29 31.0%		Game: 22-59 37.3%							Deadball Rebounds			
3FG % 1st Half: 4-12 33.3%			2nd half: 3-12 25.0%		Game: 7-24 29.2%							Rebounds			
FT % 1st Half: 1-3 33.3%			2nd half: 6-8 75.0%		Game: 7-11 63.6%							Rebounds			
												Rebounds			

Indiana 85 • 14-10, 4-9

#	Player		Total	3-Ptr	Rebounds										
			FG-FA	FG-FA	FT-FTA	Off	Def	Tot	PF	TP	A	TO	Bk	Stl	Min
33	Amanda Cahill	f	6-8	2-2	0-0	2	8	10	2	14	3	1	5	3	30
43	Jenn Anderson	c	3-3	0-0	1-1	0	4	4	4	7	0	0	0	0	14
03	Tyra Buss	g	4-7	1-2	2-2	0	0	0	2	11	4	4	0	3	25
05	Larryn Brooks	g	5-13	2-4	2-2	0	1	1	0	14	5	4	0	1	35
23	Alexis Gassion	g	3-4	1-1	0-0	2	9	11	0	7	4	3	0	0	31
02	Jess Walter		2-7	1-4	1-1	0	1	1	1	6	2	1	0	1	21
10	Mayura Agler		1-1	1-1	0-0	0	0	0	0	3	0	0	0	0	6
21	Karlee McBride		4-10	3-7	2-2	0	1	1	2	13	3	1	0	1	20
31	Maura Muensterman		1-1	0-0	0-0	0	0	0	0	2	0	0	0	0	2
32	Andrea Mize		1-1	1-1	0-0	0	0	0	0	3	0	0	0	0	1
40	Lyndsay Leikem		2-3	1-1	0-0	1	4	5	2	5	2	1	0	0	15
	Team					0	1	1		1					
Totals			32-58	13-23	8-8	5	29	34	13	85	23	16	5	9	200
FG % 1st Half: 17-26 65.4%			2nd half: 15-32 46.9%	Game: 32-58 55.2%			Deadball								
3FG % 1st Half: 7-13 53.8%			2nd half: 6-10 60.0%	Game: 13-23 56.5%			Rebounds								
FT % 1st Half: 3-3 100.0%			2nd half: 5-5 100.0	Game: 8-8 100.0			0,1								

Officials: Mark Zentz, Bryan Enterline, Rachelle Jones
Technical fouls: Illinois-None, Indiana-None.
Attendance: 2236

Score by periods	1st	2nd	Total
Illinois	31	27	58
Indiana	44	41	85

Points	In Paint	Off T/O	2nd Chance	Fast Break	Bench
ILL	24	12	10	0	4
IND	28	18	2	0	32

Last FG - ILL 2nd-02:13, IND 2nd-00:26.
Largest lead - ILL by 3 1st-16:50, IND by 31 2nd-06:55.
ILL led for 01:26, IND led for 33:57. Game was tied for 04:37.

Score tied - 4 times.
Lead changed - 4 times.

GAME 26: ILLINOIS 66, OHIO STATE 55

FEB. 14, 2015 // STATE FARM CENTER // CHAMPAIGN, ILL.

The Fighting Illini women's basketball team stifled Ohio State's prolific offense on Saturday, holding the Buckeyes to their lowest point total of the season in a 66-55 victory. Illinois led a balanced attack, with four starters scoring in double figures, while the defense outrebounded OSU and limited the Buckeyes to just 36.7 percent from the field.

Ohio State 55 • 17-9, 9-5

#	Player	Total	FG	FGA	FG	FGA	FT	FTA	Reb	Off	Def	TP	PF	A	TO	Blk	Stl	Min	
22	Alexa Hart	f	2-7	0-0	4-6	2	9	11	1	8	1	2	2	0	38				
03	Kelsey Mitchell	g	7-20	3-12	2-2	1	1	2	5	19	1	7	0	2	38				
13	Cait Craft	g	1-3	1-3	0-1	0	1	1	3	3	3	3	0	1	34				
14	Ameryst Alston	g	6-12	2-3	6-6	0	2	2	2	20	2	5	0	0	39				
20	Asia Doss	g	0-2	0-1	1-2	0	3	3	2	1	2	1	0	0	26				
21	Lisa Blair		0-0	0-0	0-0	0	1	1	1	0	0	0	0	0	2				
25	Amy Scullion		0-0	0-0	0-0	0	0	0	0	0	0	0	0	0	3				
32	Shayla Cooper		2-5	0-1	0-0	1	4	5	1	4	1	1	1	0	20				
	Team					2	4	6											
Totals			18-49	6-20	13-17	6	25	31	15	55	10	19	2	3	200				
FG % 1st Half: 11-28 39.3%			2nd half: 7-21 33.3%		Game: 18-49 36.7%														Deadball
3FG % 1st Half: 4-9 44.4%			2nd half: 2-11 18.2%		Game: 6-20 30.0%														Rebounds
FT % 1st Half: 4-6 66.7%			2nd half: 9-11 81.8%		Game: 13-17 76.5%														1,2

Illinois 66 • 13-13, 4-10

#	Player		Total	3-Ptr	Rebounds										
			FG-FGA	FG-FGA	FT-FTA	Off	Def	Top	PF	TP	A	TO	Blk	Stl	Min
34	Grant, Jacqui	f	2-8	1-2	0-2	1	4	5	4	5	0	1	1	0	26
32	White, Chatrice	c	5-15	0-2	3-4	5	7	12	4	13	1	4	1	2	30
15	Simmons, Kyle	g	3-7	3-7	3-4	1	5	6	1	12	3	2	0	0	40
20	Carter, Brittany	g	3-7	2-6	0-0	1	7	8	4	8	1	4	1	3	34
22	Crawford, Ivory	g	7-18	1-3	3-3	2	1	3	4	18	5	3	1	3	39
05	Oden, Nia		0-0	0-0	0-0	0	0	0	0	0	0	0	0	0	0+
10	Coleman, Amarah		5-7	0-1	0-0	1	3	4	1	10	1	0	0	0	29
25	Cattenhead, Kennedy		0-0	0-0	0-0	0	1	1	0	0	0	1	0	0	2
	Team					1	0	1							
Totals			25-62	7-21	9-13	12	28	40	18	66	11	15	4	8	200
FG % 1st Half: 12-29 41.4%			2nd half: 13-33 39.4%		Game: 25-62 40.3%		Deadball Rebounds 2								
3FG % 1st Half: 4-9 44.4%			2nd half: 5-13 38.5%		Game: 7-21 33.3%										
FT % 1st Half: 3-6 50.0%			2nd half: 6-7 85.7%		Game: 9-13 69.2%										

Officials: Lisa Mattingly, Beverly Roberts, Denise Brooks
Technical fouls: Ohio State-None, Illinois-None.
Attendance: 2708

Score by periods	1st	2nd	Total
Ohio State	30	25	55
Illinois	29	37	66

Points	In Paint	Off T/O	2nd Chance	Fast Break	Bench
OSU	22	13	3	4	4
ILL	20	22	12	2	10

Last FG - OSU 2nd-06:03, ILL 2nd-02:03.
Largest lead - OSU by 6 2nd-18:31, ILL by 11 2nd-00:20.
OSU led for 17:09, ILL led for 21:22. Game was tied for 01:29.

Score tied - 2 times.
Lead changed - 7 times.

GAME 27: #19/18 RUTGERS 80, ILLINOIS 56

FEB. 17, 2014 // THE RAC // PISCATAWAY, N.J.

The Fighting Illini led early and went into the locker room with a single-digit deficit, but the hot-handed Scarlet Knights pulled away in the second half, as No. 19/18 Rutgers defeated Illinois, 80-56, in the pair's first-ever meeting.

Illinois 56 • 13-14, 4-11BigTen

#	Player		Total		3-Ptr		Rebounds				PF	TP	A	TO	Bk	Stl	Min
			FG-FGA	FG-FGT	FT-FTA	FT-FGT	Off	Def									
34	Grant, Jacqui	f	1-5	0-2	0-0	1	1	2	2	2	0	1	0	0	0	18	
32	White, Chatrice	c	4-15	0-2	2-5	4	2	6	3	10	1	7	0	0	0	35	
15	Simmons, Kyle	g	4-9	4-9	0-0	1	1	2	0	12	4	4	0	0	0	39	
20	Carter, Brittany	g	4-8	3-5	0-0	0	6	6	3	12	2	0	0	1	0	32	
22	Crawford, Ivory	g	7-11	1-2	0-1	1	1	2	1	6	5	1	2	1	2	37	
00	Hartwell, Sarah		0-1	0-0	2-2	0	0	0	0	2	0	0	0	0	0	1	
03	Tuck, Taylor		0-0	0-0	0-0	0	1	1	0	0	0	0	0	0	0	1	
05	Oden, Nia		0-0	0-0	0-0	0	1	1	0	0	0	0	0	0	0	1	
10	Coleman, Amarah		2-2	1-1	2-2	1	1	1	1	1	0	2	2	0	0	25	
12	McConnell, Ashley		0-0	0-0	0-0	0	0	0	0	0	0	0	0	0	0	1	
13	Kissingner, Brooke		0-1	0-1	0-0	0	0	0	0	0	0	0	0	0	0	1	
25	Cattheadend, Kennedy		0-0	0-0	0-0	1	0	1	1	0	0	1	0	0	0	4	
	Team					0	3	3									
Totals			21-52	9-22	5-10	9	17	26	11	56	15	21	1	4	200		
FG % 1st Half: 11-30 36.7%			2nd half: 10-22 45.5%			Game: 21-52 40.4%			Deadball								
3FG % 1st Half: 5-12 41.7%			4th half: 4-10 40.0%			Game: 9-22 40.9%			Rebounds								
FT % 1st Half: 2-2 100%			2nd half: 3-4 75.0%			Game: 5-10 50.0%											

GAME SUMMARIES

GAME 29: MICHIGAN STATE 67, ILLINOIS 65

FEB. 25, 2015 // STATE FARM CENTER // CHAMPAIGN, ILL.

A blazing start by Michigan State's offense proved enough to defeat Illinois on Wednesday, as the Illini's second-half comeback fell just short, 67-65. The Orange and Blue defense forced 34 turnovers and scored 29 points off the takeaways, but MSU shot 54.2 percent from the field to hang on for the two-point victory.

Michigan State 67 • 14-14, 6-11 B1G

#	Player	Total		3-Ptr		Rebounds			PF	TP	A	TO	Blk	Stl	Min
		FG-FGA	FG-FGA	FT-FTA	Off Def Tot	PF	TP	A							
23	Powers, Aerial	f	6-17	3-6	4-5	2	9	11	3	19	5	13	1	2	39
22	Mills, Becca	f	6-7	0-1	0-0	2	5	7	3	12	2	7	2	1	35
01	Jankoska, Tori	f	9-12	6-8	0-1	3	9	12	3	24	4	4	1	0	37
14	Morrissey, Anna	g	2-7	2-7	0-0	0	4	4	3	6	2	6	0	0	40
24	Gussert, Lexi	g	0-2	0-1	0-0	0	2	2	0	0	1	3	0	0	22
02	Miller, Cara	g	1-1	0-0	0-0	1	0	1	0	2	1	1	0	1	12
55	Johnson, Kennedy	g	2-2	0-0	0-0	0	0	0	3	4	0	0	0	0	15
Team						2	2	4							
Totals			26-48	11-23	4-6	10	31	41	15	67	15	34	4	4	200

FG % 1st Half: 16-26 61.5% 2nd half: 10-22 45.5% Game: 26-48 54.2%
3FG % 1st Half: 8-13 61.5% 2nd half: 3-10 30.0% Game: 11-23 47.8%
FT % 1st Half: 2-2 100.0 2nd half: 2-4 50.0% Game: 4-6 66.7%

Deadball
Rebounds
1

Illinois 65 • 14-15, 5-12 B1G

#	Player	Total		3-Ptr		Rebounds			PF	TP	A	TO	Blk	Stl	Min
		FG-FGA	FG-FGA	FT-FTA	Off Def Tot	PF	TP	A							
34	Grant, Jacqui	f	5-14	1-5	2-2	2	4	6	2	13	1	1	0	3	36
32	White, Chatrice	c	3-7	0-1	5-9	4	3	7	3	11	3	6	2	3	33
15	Simmons, Kylee	g	3-8	1-6	0-0	1	0	1	3	7	2	1	0	4	37
20	Carter, Brittany	g	5-10	3-7	0-0	1	3	4	2	13	4	0	0	3	40
22	Crawford, Ivory	g	7-23	2-7	2-4	2	1	3	3	18	2	7	0	2	34
03	Tuck, Taylor	g	1-2	1-1	0-0	0	0	0	0	3	0	0	0	0	7
10	Coleman, Amarah	g	0-0	0-0	0-0	0	1	1	1	0	0	2	0	0	13
Team						2	1	3							
Totals			24-64	8-27	9-15	12	13	25	14	65	12	17	2	15	200

FG % 1st Half: 12-33 36.4% 2nd half: 12-31 38.7% Game: 24-64 37.5%
3FG % 1st Half: 3-12 25.0% 2nd half: 5-15 33.3% Game: 8-27 29.6%
FT % 1st Half: 3-3 100.0 2nd half: 6-12 50.0% Game: 9-15 60.0%

Deadball
Rebounds
3

Officials: Dee Kantner, Beverly Roberts, John Whitson
Technical fouls: Michigan State-None. Illinois-None.
Attendance: 1815

Score by periods	1st	2nd	Total
Michigan State	42	25	67
Illinois	30	35	65

Points	In	Off	2nd	Fast
MSU	22	14	15	0
ILL	30	29	13	10

Last FG - MSU 2nd-02:40, ILL 2nd-01:23.
Largest lead - MSU by 14 2nd-19:16, ILL None.
MSU led for 39:04, ILL led for 00:00, Game was tied for 00:49.

Score tied - 1 time.
Lead changed - 0 times.

GAME 30: ILLINOIS 72, MICHIGAN 60

FEB. 28, 2015 // STATE FARM CENTER // CHAMPAIGN, ILL.

Saturday may have been Senior Day, but it was freshman Chatrice White who had the most memorable outing, putting up 30 points to lead the Illini past Michigan, 72-60, and clinch a first-round bye for next week's Big Ten Tournament.

Michigan 60 • 16-13, 8-10

#	Player	Total		3-Ptr		Rebounds			PF	TP	A	TO	Blk	Stl	Min
		FG-FGA	FG-FGA	FT-FTA	Off Def Tot	PF	TP	A							
12	Goree,Cyesha	f	1-3	0-0	0-0	6	8	14	3	2	4	3	0	0	34
02	Thompson, Siera	g	2-7	2-4	0-0	0	1	1	0	6	0	3	0	0	23
03	Flaherty, Katelynn	g	0-7	0-5	0-0	0	2	2	2	0	0	1	0	2	22
05	Smith, Shannon	g	7-17	3-5	7-7	1	4	5	3	24	3	4	0	1	38
14	Elmblad,Nicole	g	3-5	0-0	0-0	1	3	4	2	6	1	2	1	1	26
01	Ristovski, Madison	g	5-9	3-5	2-3	0	2	3	15	2	4	0	0	1	31
11	Dunston, Jillian	g	0-0	0-0	0-0	0	0	0	0	0	0	1	0	0	3
15	Rakers, Paige	g	2-4	1-3	0-0	0	0	0	5	0	0	0	0	0	5
20	Williams, Danielle	g	1-1	0-0	0-2	1	1	2	1	2	2	5	0	0	17
32	Mitchell, Kelsey	g	0-0	0-0	0-0	0	0	0	0	0	0	0	0	0	1
Team						0	1	1							
Totals			21-53	9-22	9-12	9	22	31	14	60	12	24	1	5	200

FG % 1st Half: 10-27 37.0% 2nd half: 11-26 42.3% Game: 21-53 39.6%
3FG % 1st Half: 4-12 33.3% 2nd half: 5-10 50.0% Game: 9-22 40.9%
FT % 1st Half: 2-2 100.0 2nd half: 7-10 70.0% Game: 9-12 75.0%

Deadball
Rebounds
1

Illinois 72 • 15-15, 6-12

#	Player	Total		3-Ptr		Rebounds			PF	TP	A	TO	Blk	Stl	Min
		FG-FGA	FG-FGA	FT-FTA	Off Def Tot	PF	TP	A							
03	Tuck, Taylor	g	1-5	0-2	0-0	0	0	0	0	2	0	1	0	1	8
05	Oden, Nia	g	0-0	0-0	0-0	0	0	0	0	0	0	0	0	0	5
15	Simmons, Kylee	g	1-5	1-5	0-0	0	3	3	4	3	5	1	0	2	29
20	Carter, Brittany	g	0-3	0-2	0-0	1	4	5	1	0	1	4	0	0	34
22	Crawford, Ivory	g	8-11	0-0	3-4	2	7	9	2	19	6	6	1	5	38
00	Hartwell, Sarah	g	0-0	0-0	0-0	0	0	0	0	0	0	0	0	0	1
10	Coleman, Amarah	g	3-7	1-2	2-2	0	1	1	3	9	1	1	0	1	19
12	McConnell, Ashley	g	0-0	0-0	0-0	0	0	0	0	0	0	0	0	0	1
21	Kissinger, Brooke	g	0-0	0-0	0-0	0	0	0	0	0	0	0	0	0	1
25	Cattenhead, Kennedy	g	0-0	0-0	0-0	0	0	0	0	0	0	0	0	0	1
32	White, Chatrice	g	12-18	2-3	4-6	4	3	7	3	30	3	2	2	3	35
34	Grant, Jacqui	g	4-9	0-3	1-2	3	5	8	3	9	3	5	0	1	28
Team						0	1	1							
Totals			29-58	4-17	10-14	10	24	34	16	72	19	20	3	13	200

FG % 1st Half: 15-31 48.4% 2nd half: 14-27 51.9% Game: 29-58 50.0%
3FG % 1st Half: 2-11 18.2% 2nd half: 2-6 33.3% Game: 4-17 23.5%
FT % 1st Half: 2-4 50.0% 2nd half: 8-10 80.0% Game: 10-14 71.4%

Deadball
Rebounds
1,1

Officials: Sue Blauch, Mark Zentz, Denise Brooks
Technical fouls: Michigan-None, Illinois-None.
Attendance: 2989

Score by periods	1st	2nd	Total
Michigan	26	34	60
Illinois	34	38	72

Points	In	Off	2nd	Fast
MICH	18	25	10	6
ILL	46	26	9	14

Last FG - MICH 2nd-00:05, ILL 2nd-00:30.
Largest lead - MICH by 4 1st-11:10, ILL by 22 2nd-10:03.
MICH led for 04:57, ILL led for 31:26, Game was tied for 03:37.

Score tied - 3 times.
Lead changed - 3 times.

GAME 31: #15 NEBRASKA 86, ILLINOIS 71

MARCH 5, 2015 // BIG TEN TOURNAMENT // SEARS CENTRE // HOFFMAN ESTATES, ILL.

Nebraska came out strong and did not back down, while foul trouble handcuffed three Illini starters, as the #7-seed Huskers topped the #10-seed Illini, 86-71, in the second round of the 2015 Big Ten Tournament.

Illinois 71 • 15-16 (6-12)

#	Player	Total		3-Ptr		Rebounds			PF	TP	A	TO	Blk	Stl	Min
		FG-FGA	FG-FGA	FT-FTA	Off Def Tot	PF	TP	A							
34	Grant, Jacqui	f	3-9	0-3	1-2	0	1	1	5	7	1	0	1	1	19
32	White, Chatrice	c	2-4	1-1	0-0	1	1	2	5	5	1	1	0	2	22
15	Simmons, Kylee	g	2-8	1-3	2-2	0	2	2	0	7	3	1	0	2	31
20	Carter, Brittany	g	1-7	1-4	0-0	1	2	3	2	3	6	1	1	2	23
22	Crawford, Ivory	g	9-20	1-5	0-0	7	3	10	5	19	4	4	0	5	32
0	Hartwell, Sarah	g	0-0	0-0	0-0	0	0	0	0	0	0	0	0	0	6
10	Coleman, Amarah	g	6-16	4-5	2-5	1	4	5	2	18	3	2	0	2	33
12	McConnell, Ashley	g	0-0	0-0	0-0	0	0	0	0	0	0	0	0	0	1
21	Kissinger, Brooke	g	0-0	0-0	0-0	0	0	0	0	0	0	0	0	0	1
25	Cattenhead, Kennedy	g	1-6	1-4	2-2	1	2	3	0	5	0	1	0	5	13
3	Tuck, Taylor	g	1-4	0-1	1-2	0	1	1	0	3	0	2	1	0	14
5	Oden, Nia	g	2-4	0-0	0-0	2	1	3	2	4	1	0	0	1	5
Team						3	0	3							
Totals			27-78	9-26	8-13	16	17	33	21	71	19	12	3	20	200

FG % 1st Half: 11-33 33.3% 2nd half: 16-45 35.6% Game: 27-78 34.6%
3FG % 1st Half: 3-10 30.0% 2nd half: 6-16 37.5% Game: 9-26 34.6%
FT % 1st Half: 4-6 66.7% 2nd half: 4-7 57.1% Game: 8-13 61.5%

Deadball
Rebounds
2

#15 Nebraska 86 • 21-9 (10-8)

#	Player	Total		3-Ptr		Rebounds			PF	TP	A	TO	Blk	Stl	Min
		FG-FGA	FG-FGA	FT-FTA	Off	Def	Total								
23	Cady, Emily	f	4-6	0-0	3-4	1	7	8	2	11	1	2	0	1	24
3	Sample, Hallie	f	4-4	0-0	6-6	1	6	7	2	14	4	3	1	0	29
1	Laudermill, Tear'a	g	5-8	1-3	3-3	0	3	3	1	14	4	3	1	0	33
13	Jeffery, Brandi	g	2-8	0-2	2-2	1	8	9	2	6	8	5	0	1	36
5	Romeo, Natalie	g	8-12	7-11	3-3	1	4	5	2	26	3	4	1	2	36
11	Ramaciotti, Esther		0-0	0-0	0-0	0	1	1	2	0	0	2	0	0	4
12	Wood, Emily		0-0	0-0	0-0	0	0	0	0	0	0	0	0	0	1
22	Havers, Allie		5-8	0-0	3-5	0	4	4	2	13	2	3	1	0	20
30	Smith, Chandler		0-0	0-0	0-0	0	1	1	2	0	1	2	1	0	11
31	Kalenta, Anya		1-1	0-0	0-0	0	0	0	1	2	0	0	0	0	3
34	Cincire, Jasmine		0-0	0-0	0-0	0	0	0	0	1	0	0	0	0	3
	Team					0	5	5							
	Totals		29-47	8-16	20-23	4	38	42	16	86	24	24	5	4	200



ILLINOIS HISTORY

YEAR-BY-YEAR RESULTS	68
YEAR-BY-YEAR STATS	69
ALL-TIME RESULTS	70-79
ILLINOIS AND RANKINGS	80-81
SERIES RECORDS	82-87
SERIES RECORD SUMMARIES	88
POSTSEASON HISTORY	89
BIG TEN TOURNAMENT HISTORY	90-91
ALL-TIME LETTERWINNERS	92
ALL-TIME JERSEY NUMBERS	93
THE LAST TIME	94

YEAR-BY-YEAR SUMMARY

COACH	YEAR	RECORD	PCT.	BIG TEN	POSTSEASON
STEVEN DOUGLAS	1974-75	10-11	.476	not held	4th IIAIW, DNP-Midwest Regional
	1975-76	15-10	.600	5th	3rd IIAIW, DNP-Midwest Regional
	2 years	25-21	.543	N/A	
CARLA THOMPSON	1976-77	15-9	.625	5th	5th IIAIW
	1977-78	9-9	.500	5th	DNP-IAIAW
	1978-79	9-12	.429	DNP	DNP-IAIAW
	3 years	33-30	.524	N/A	
JANE SCHROEDER	1979-80	6-21	.222	5th	DNP-IAIAW
	1980-81	20-11	.645	DNP	4th IIAIW, DNP-Midwest Regional
	1981-82	21-9	.700	2nd	NCAA first round
	1982-83	14-14	.500	9-9 (6th)	
	1983-84	12-16	.429	6-12 (8th)	
	5 years	73-71	.507	15-21 (.417)	
LAURA GOLDEN	1984-85	13-15	.464	7-11 (6th)	
	1985-86	20-10	.667	12-6 (3rd)	NCAA second round
	1986-87	19-10	.660	11-7 (4th)	NCAA second round
	1987-88	9-19	.321	3-15 (9th)	
	1988-89	11-18	.379	6-12 (6th)	
	1989-90	11-17	.393	5-13 (8th)	
	6 years	83-89	.483	44-64 (.407)	
KATHY LINDSEY	1990-91	9-19	.321	6-12 (8th)	
	1991-92	9-19	.321	6-12 (8th)	
	1992-93	12-15	.444	7-11 (7th)	
	1993-94	10-17	.371	5-13 (10th)	
	1994-95	10-17	.371	3-13 (T-10th)	
	5 years	50-87	.365	27-61 (.307)	
THERESA GRENTZ	1995-96	13-15	.464	6-10 (8th)	
	1996-97	24-8	.750	12-4 (T-1st)	NCAA sweet 16
	1997-98	20-10	.667	12-4 (2nd)	NCAA sweet 16
	1998-99	19-12	.613	10-6 (3rd)	NCAA second round
	1999-00	23-11	.676	11-5 (4th)	NCAA second round
	2000-01	17-16	.515	9-7 (6th)	WNIT second round
	2001-02	15-14	.517	7-9 (8th)	WNIT second round
	2002-03	17-12	.586	9-7 (6th)	NCAA first round
	2003-04	10-18	.357	4-12 (T-8th)	
	2004-05	17-13	.567	7-9 (7th)	WNIT first round
	2005-06	16-15	.516	6-10 (T-7th)	WNIT second round
	2006-07	19-12	.613	8-8 (4th)	WNIT third round
	12 years	210-156	.574	101-91 (.526)	
JOLETTE LAW	2007-08	20-15	.571	8-10 (9th)	WNIT third round
	2008-09	10-21	.323	5-13 (9th)	
	2009-10	19-15	.559	7-11 (T-8th)	WNIT quarterfinals
	2010-11	9-23	.281	2-14 (11th)	
	2011-12	11-19	.367	5-11 (T-9th)	
	5 years	69-93	.426	27-59 (.314)	
MATT BOLLANT	2012-13	19-14	.576	9-7 (T-5th)	WNIT quarterfinals
	2013-14	9-21	.300	2-14 (12th)	
	2014-15	15-16	.483	6-12 (10th)	
	3 years	43-51	.457	17-33 (.340)	
TOTAL	41 YEARS	586-598	.495	231-329 (.412)	

ALL-TIME ASSISTANT COACHES

Abram, Gwen	1985-86 (GA), 86-87	Jacoby, Jennifer	2001-03	Pallay, Amy	1985-87 (GA)
Branta, Jack	1976-77	Joseph, Machel	1992-93	Patterson, Blaine	2005-07
Burnett, Cheryl	1981-83	Kirkland, Tianna	2012-	Peck, Michael	2010-12
Cannaday, Wray	2002-04	Klein, Patrick	2007-10	Pierce, Pippa	1998-99
Cermignano, Lisa	2009-	LeBlanc, Claire	1990-91, 1992-93	Reed, Renee	1996-97, '98-'03
Davenport, Donita	1979-81	Louis, Tamika	2007-09	Reinking, Krista	1998-99 (GA), 1999-2001
Divilbiss, Mike	2012-15	Malone, LaKale	2012-	Roberts, Trish	1984-85
Eikenberg, Dana	1993-95	Mankowski, Cookie	1983-90	Stein, Cindy	1993-95
Elliott, P.J.	1977-79	Martinez, Jody	2015-	Terry, Stacie	2004-07
Frese, Marsha	2003-07	Maxey, Julie	1981-83 (GA)	Thompson, Carla	1975-76
Gilmore, Usha	2010-12	McConnell-Miller, Kathy	1995-99	Tucker, Robin	1982-84 (GA)
Hawwood, Kathleen	1974-75	Mennig, Chris	2003-05	Yulonda Wimbish	1990-94
Holt, Donna	1989-90	Middleton, Karen	2007-09	Wagner, LaVonda	1994-2002
Hyman, Lorraine	1986-89	Nichols, Karin	1990-92 (GA)	Zodtner, Lisa	1987-88 (GA), 1989-90



Laura Golden led the Illini to two NCAA Tournaments in 1986 and '87.



Theresa Grentz finished her career as one of the most decorated coaches in NCAA history:

- 11th on the NCAA all-time wins list with 671
- Inducted into the Women's Basketball Hall of Fame in 2001
- Led 1992 U.S. Olympic team to bronze medal in Barcelona
- Back-to-back Big Ten Coach of the Year and WBCA District Coach of the Year in 1997 and '98
- Illinois' all-time wins leader with 210
- Led Illinois to 1997 Big Ten Championship
- WBCA Carol Eckman Award winner in 2007
- Earned Lapchick Character Award in 2013

YEAR-BY-YEAR TEAM STATISTICS

Season	G	FGM-FGA	FG%	3PM-3PA	3P%	FTM-FTA	FT%	PTS	PPG	REB	AST	TO	BL	ST
1976-77	24	629-1633	38.5	—	—	194-369	52.6	1453	60.5	1071	305	429	NA	NA
Opp.	24	496-1335	37.1	—	—	214-387	55.3	1206	50.3	659	114	385	NA	NA
1977-78	18	480-1292	37.1	—	—	183-306	58.5	1143	63.5	813	NA	NA	NA	NA
Opp.	18													
1978-79	21	558-1365	40.9	—	—	255-404	63.1	1371	65.3	831	190	480	NA	NA
Opp.	21													
1979-80	27	731-1792	40.8	—	—	385-584	65.9	1823	67.5	1099	299	686	20	260
Opp.	27	849-1858	45.7	—	—	333-493	67.3	2031	75.2	1056	358	588	64	257
1980-81	31	952-2110	45.1	—	—	484-717	67.4	2388	77.0	1442	423	714	50	274
Opp.	31	943-2172	43.4	—	—	295-463	63.7	2181	70.4	1239	421	724	124	227
1981-82	30	1011 -2088	48.4	—	—	471-630	74.8	2493	83.1	1357	585	588	61	319
Opp.	30	911-2070	44.0	—	—	308-490	62.9	2130	71.0	1141	430	626	92	245
1982-83	28	829-1807	45.9	—	—	388-514	75.5	2046	73.1	1143	488	626	91	233
Opp.	28	891-1963	45.4	—	—	308-460	67.0	2090	74.6	1079	461	533	84	254
1983-84	28	763-1645	46.4	—	—	300-424	70.8	1826	65.2	1038	522	588	80	253
Opp.	28	781-1753	44.5	—	—	281-411	68.4	1843	65.8	970	416	500	69	251
1984-85	28	807-1781	45.3	—	—	317-480	66.0	1931	68.9	1114	536	609	111	273
Opp.	28	827-1827	45.3	—	—	341-521	65.5	1995	71.3	1104	488	561	44	268
1985-86	30	878-1797	48.9	—	—	438-626	70.0	2194	73.1	1109	525	618	54	282
Opp.	30	859-1896	45.3	—	—	362-550	65.8	2080	69.3	1120	456	559	49	269
1986-87	29	843-1719	49.0	—	—	407-566	71.9	2093	72.2	1043	547	601	90	252
Opp.	29	840-1791	46.9	—	—	328-481	68.2	2008	69.2	980	396	558	58	273
1987-88	28	733-1781	41.2	58-187	31.0	290-452	64.2	1814	64.8	1070	387	596	57	268
Opp.	28	819-1729	47.4	31-67	46.3	392-592	66.2	2061	73.6	1124	405	550	70	287
1988-89	29	796-1875	42.5	23-65	35.4	355-526	67.5	1970	67.9	1150	381	616	49	290
Opp.	29	828-1811	45.7	37-116	31.9	317-583	71.5	2110	72.8	1129	436	596	80	279
1989-90	28	709-1666	42.6	55-157	35.0	402-595	67.6	1876	67.0	1051	385	551	32	259
Opp.	28	807-1749	46.1	45-143	31.5	365-536	68.1	2026	72.4	1123	420	535	75	247
1990-91	28	680-1776	38.3	94-288	32.6	412-548	75.2	1866	66.6	1082	378	554	23	248
Opp.	28	834-1766	47.2	53-176	30.1	338-499	67.7	2059	73.5	1116	464	530	104	242
1991-92	28	683-1808	37.8	60-210	28.6	376-601	62.6	1802	64.4	1170	386	543	44	249
Opp.	28	771-1759	43.8	82-236	34.7	366-518	70.7	1990	71.1	1171	426	514	107	250
1992-93	27	729-1820	40.1	75-239	31.4	377-559	67.4	1910	70.7	1201	354	555	32	237
Opp.	27	725-1633	44.4	68-248	27.4	456-643	70.9	1974	73.1	1040	407	532	93	227
1993-94	27	671-1642	40.9	83-228	36.4	422-580	72.8	1847	68.4	1022	311	481	35	191
Opp.	27	778-1700	45.8	97-292	33.2	318-479	66.4	1971	73.0	1081	427	483	66	193
1994-95	27	641-1678	38.2	65-253	25.7	397-579	68.6	1744	64.6	1096	317	520	35	174
Opp.	27	719-1608	44.7	92-285	32.3	435-626	69.5	1965	72.8	1094	379	517	85	214
1995-96	28	752-1764	42.6	102-340	30.0	452-645	70.1	2058	73.5	1128	385	516	65	226
Opp.	28	757-1735	43.6	156-453	34.4	407-626	65.0	2077	74.2	1121	434	547	93	193
1996-97	32	957-2098	45.6	142-419	33.9	548-783	74.6	2640	82.5	1375	560	633	101	307
Opp.	32	849-2037	41.7	131-429	30.5	510-728	70.1	2339	73.1	1229	467	652	88	311
1997-98	30	868-1932	44.9	126-405	31.1	507-748	67.8	2369	79.0	1292	491	569	124	249
Opp.	30	702-1793	39.2	142-431	32.9	525-758	69.3	2071	69.0	1142	366	591	88	305
1998-99	31	899-1997	45.0	122-374	32.6	534-737	72.5	2454	79.2	1285	531	575	90	286
Opp.	31	789-1921	41.1	164-482	34.0	467-672	69.5	2209	71.3	1163	448	610	102	268
1999-00	34	940- 2150	43.7	97-321	30.2	615-862	71.3	2592	76.2	1365	504	613	111	347
Opp.	34	840-2061	40.8	157-516	30.4	473-671	70.5	2310	67.9	1293	510	728	118	282
2000-01	33	898-1937	46.4	105-309	34.0	464-661	70.2	2365	71.7	1154	509	640	96	357
Opp.	33	879-1974	44.5	205-554	37.0	444-635	69.9	2407	72.9	1185	581	648	116	300
2001-02	29	845-1794	47.1	97-362	26.8	378-538	70.3	2165	74.7	1103	501	558	137	306
Opp.	29	757-1795	42.2	149-437	34.1	410-581	70.6	2073	71.5	1060	466	558	82	318
2002-03	29	721-1721	41.9	171-508	33.7	454-621	73.1	2067	71.3	1052	371	517	109	263
Opp.	29	753-1754	42.9	126-414	30.4	351-512	68.6	1983	68.4	1101	413	551	100	249
2003-04	28	707-1693	41.8	87-315	27.6	340-510	66.7	1841	65.8	1107	365	483	119	246
Opp.	28	663-1671	39.7	138-472	29.2	370-488	75.8	1834	65.5	1032	376	469	97	232
2004-05	30	773-1784	43.3	87-313	27.8	330-475	69.5	1963	65.4	1173	383	472	132	255
Opp.	30	668-1737	38.5	158-483	32.7	303-449	67.5	1797	59.9	1044	379	478	78	226
2005-06	31	727-1758	41.4	139-406	34.2	346-485	71.3	1939	62.5	1181	375	529	100	245
Opp.	31	708-1815	39.0	162-484	33.5	302-437	69.1	1880	60.6	1093	406	476	86	281
2006-07	31	735-1733	42.4	163-469	34.8	387-515	75.1	2020	65.2	1257	421	512	151	172
Opp.	31	676-1867	36.2	144-536	26.9	340-477	71.3	1836	59.2	1061	322	418	88	280
2007-08	35	774-1842	42.0	181-541	33.5	448-581	77.1	2177	62.2	1196	436	534	156	257
Opp.	35	743-1902	39.1	142-455	31.2	374-520	71.9	2002	57.2	1156	372	534	93	265
2008-09	31	637-1692	37.6	84-322	26.1	280-376	74.5	1638	52.8	1020	353	502	131	224
Opp.	31	691-1690	40.9	124-407	30.5	336-458	73.4	1842	59.4	1129	383	485	80	256
2009-10	34	791-1915	41.3	133-433	30.7	375-537	69.8	2090	61.5	1301	453	634	206	286
Opp.	34	673-1895	35.5	180-523	34.4	486-731	66.5	2012	59.2	1235	360	575	82	284
2010-11	32	770-1895	40.6	161-494	32.6	313-485	64.5	2014	62.9	1171	436	562	146	245
Opp.	32	767-1860	41.2	157-496	31.7	455-620	73.4	2146	67.1	1186	432	508	122	257
2011-12	30	705-1727	40.8	108-345	31.2	385-569	67.7	1903	63.4	1093	375	557	154	277
Opp.	30	705-1718	41.0	130-424	30.7	448-613	73.1	1988	66.3	1126	357	536	99	274
2012-13	33	799-2033	39.3	184-634	29.0	493-693	71.1	2275	68.9	1168	426	600	130	417
Opp.	33	780-1877	41.6	176-606	29.0	450-633	71.1	2186	66.2	1307	463	773	128	266
2013-14	30	751-1920	39.1	202-647	31.2	331-483	68.5	2035	67.8	1000	370	458	97	329
Opp.	30	760-1703	44.6	175-520	33.7	475-661	71.9	2170	72.3	1268	486	615	114	199
2014-15	31	781-1966	39.7	205-648	31.6	306-470	65.1	2073	66.9	1108	444	503	123	348
Opp.	31	717-1748	41.0	176-571	30.8	382-565	67.6	1992	64.3	1253	417	665	121	188

ALL-TIME RESULTS



HEAD COACH
STEVEN DOUGLAS
 2 YEARS // 25-21 (.543)

1974-75

Final Record: 10-11
Postseason: 4th State
Region: DNP

Assistant Coach: Kathleen Haywood

Noteworthy: Illinois' Jan. 23 game against Eastern Illinois marked the first women's basketball game ever played in the Assembly Hall.

Roster: Jae Allen, Betty Anderson, Jan Carlson, Marijo Dluzak, Susan Limestall, Barbella Magas, Linda Mele, Barbara Nelson, Linda Roberts, Sue Shade, Meg Stevenson, Dana Umbach, Candy Walworth

12/6	Indiana *	16-72	L
12/6	Wisconsin *	57-56	W
12/7	at Iowa *	46-62	L
12/7	Minnesota *	50-53	L
1/20	at Illinois-Central	45-60	L
1/23	Eastern Illinois	57-51(OT)	W
1/24	at Southern Illinois	41-42	L
1/25	Southeast Missouri	60-50	W
2/1	Chicago State	57-51	W
2/6	Central Michigan	38-55	L
2/8	Purdue	52-48	W
2/12	Eastern Illinois	54-57	L
2/15	at Western Illinois	61-56	W
2/17	Danville JC	43-31	W
2/22	Northern Illinois	53-35	W
2/28	Augustana @	55-41	W
3/1	Northern Illinois @	46-44	W
3/1	Southern Illinois @	56-66 (OT)	L
3/2	Eastern Illinois @	42-50	L
3/6	Indiana #	37-78	L
3/7	Ball State #	36-52	L

*Big Ten Invitational, Iowa City, Iowa

@ IIAIW Tournament, Champaign, Ill.

Regional Tournament, Normal, Ill.

1975-76

Final Record: 15-10

Big Ten Invitational: 5th

Midwest Regional: DNP

Assistant Coach: Carla Thompson

Roster: Jae Allen, Betty Anderson, Becky Beach, Nancy Beresky, Susan Boner, Jan Carlson, Carol Carmichael, Marijo Dluzak, Mary Jordan, Susan Limestall, Barbella Magas, Linda Roberts, Diane Schuch, Candy Stojan, Susan Sutherland, Mary Pat Travnick

12/1	George Williams	44-41	W
12/2	at Purdue	74-78 (OT)	L
12/4	Indiana State	56-69	L
12/11	at Danville JC	76-43	W
1/17	Illinois-Central	59-56	W
1/17	Western Illinois	67-63	W
1/23	at Univ. of Chicago	64-50	W
1/24	at Chicago State	66-50	W
1/26	Indiana	51-70	L
1/27	at Eastern Illinois	48-46	W
1/31	Illinois-Chicago	74-49	W
2/6	Iowa *	54-63	L
2/6	Wisconsin *	77-73	W
2/7	Minnesota *	62-52	W
2/10	at Missouri-St. Louis	57-63	L
2/14	Ball State	65-76	L
2/16	Illinois State	71-72	L
2/21	Northwestern	52-30	W
2/24	at Northern Illinois	57-45	W
2/28	Southern Illinois	73-60	W
3/4	Eastern Illinois @	49-33	W
3/5	Illinois State @	51-65	L
3/6	Illinois-Chicago @	65-58	W
3/11	Indiana State #	61-71	L
3/12	Ball State #	56-77	L

* Big Ten Invitational, Champaign, Ill.

@ IIAIW Tournament, Macomb, Ill.

Midwest Regional, Mt. Pleasant, Mich.



HEAD COACH
CARLA THOMPSON
 3 YEARS // 33-30 (.524)

1976-77

Final Record: 15-9
Big Ten Invitational: 5th
State: 5th

Region: DNP

Assistant Coach: Jack Branta

Roster: Betty Anderson, Becky Beach, Susan Boner, Carol Carmichael, Marijo Dluzak, Kathy Flannigan, Judy Kordas, Susan Limestall, Barbella Magas, Jodie Prina, Rita Roosevelt, Jan Rose, Mary Pat Travnick, Dana Umbach

12/9	at Indiana State	58-71	L
12/11	at Illinois State	53-93	L
12/13	Purdue	61-63	L
1/13	Chicago	70-37	W
1/15	Iowa	64-58	W
1/22	at Indiana	50-61	L
1/24	Eastern Illinois	71-45	W
2/4	Iowa Wesleyan (at WIU)	57-34	W
2/5	at Western Illinois	47-53	L
2/10	Iowa *	53-40	W
2/10	Michigan State *	43-72	L
2/10	Wisconsin *	76-49	W
2/11	at Purdue *	66-33	W
2/11	Minnesota *	57-45	W
2/14	at Northwestern	63-65	L
2/17	Illinois-Central	69-44	W
2/19	Northern Illinois	65-26	W
2/22	at Southern Illinois	41-56	L
2/25	at George Williams	65-43	W
2/26	at Illinois-Chicago	56-41	W
3/3	Illinois-Chicago @	51-53	L
3/3	Chicago State @	76-57	W
3/4	SIU-Edwardsville @	77-30	W
3/5	Eastern Illinois @	70-41	W

* Big Ten Invitational, West Lafayette, Ind.

@ IIAIW Tournament, Dekalb, Ill.

1977-78

Final Record: 9-9

Big Ten Invitational: T-5th

State: T-5th

Region: DNP

Assistant Coach: P.J. Elliott

Roster: Becky Beach, Susan Boner, Carol Carmichael, Heidi Hauelsen, Cheryl Horvath, Martha Hutchinson, Kathy Flannigan, Judy Kordas, Barbella Magas, Jodie Prina, Rebecca Rayburn, Sandy Rodriguez, Martha Shaw, Mary Pat Travnick, Linda Wunder

12/1	Missouri-St. Louis	78-29	W
12/12	at Purdue	57-64	L
12/13	Indiana State	53-71	L
1/12	Western Illinois	65-49	W
1/21	at Iowa	62-60	W
2/1	at Illinois-Central	72-60	W
2/2	Northwestern	60-80	L
2/3	Central Michigan	53-79	L
2/4	at Michigan	76-81	L
2/7	at Eastern Illinois	47-76	L
2/10	Michigan *	79-55	W
2/11	Michigan State *	44-57	L
2/16	Southern Illinois	53-58	L
2/18	Indiana-Purdue	87-50	W
2/21	Illinois State	64-63	W
2/23	at Univ. of Chicago	76-46	W
3/2	SIU-Edwardsville @	74-40	W
3/4	Illinois-Chicago @	48-66	L

* Big Ten Invitational, West Lafayette, Ind.

@ IIAIW Tournament, Normal, Ill.

1978-79

Final Record: 9-12

Big Ten Invitational: DNP

State: Top 8

Region: DNP

Assistant Coach: P.J. Elliott

Roster: Liz Brauer, Carol Carmichael, Kathy Flannigan, Joyce Gallagher, Peggy Hamill, Heidi Hauelsen, Cheryl Horvath, Martha Hutchinson, Judy Kordas, Pat Morency, Lisa Robinson, Lynette Robinson, Deb Taylor, Mary Pat Travnik, Linda Wunder

11/24	Morehead State &	72-89	L
11/25	at Cincinnati &	69-63	W
11/28	Notre Dame	81-60	W
12/2	at Northwestern	65-84	L
12/8	at Wis-Whitewater	62-55	W
12/9	at Wisconsin	51-60	L
12/12	at Indiana State	74-86	L
1/5	at Western Illinois	69-84	L
1/6	at Iowa State	54-76	L
1/11	Purdue	59-45	W
1/20	Iowa	60-53	W
1/20	at Southern Illinois	48-63	L
1/27	Michigan	57-58	L
2/1	Eastern Illinois	58-64	L
2/3	Indiana	50-60	L
2/8	Ohio State *	67-79	L
2/15	DePaul	86-63	W
2/17	Illinois-Central	67-55	W
2/24	at Illinois State	68-67	W
3/1	SIU-Edwardsville @	98-24	W
3/2	Northwestern @	56-67	L

& Bearcat Classic, Cincinnati, Ohio

* Big Ten Invitational, Bloomington, Ind.

@ IIAIW Tournament, Carbondale, Ill.



HEAD COACH
JANE SCHROEDER
 5 YEARS // 73-71 (.507)

1979-80

Final Record: 6-21

Big Ten Invitational: 5th

State: DNP

Region: DNP

Assistant Coach: Donita Davenport

Roster: Liz Brauer, Debbie Duzinkas, Kathy Flannigan, Heidi Hauelsen, Martha Hutchinson, Jody Kordas, Pat Morency, Lisa Robinson, Lynette Robinson, Debbie Taylor, Carolyn Wright, Linda Wunder

12/1	at St. Louis	64-74	L
12/8	Illinois-Chicago	73-74	L
12/12	at Indiana	37-63	L
12/15	at Michigan	75-69	W
12/20	Ball State	71-64	W
12/28	at Miami-Ohio	71-73	L
12/29	at Dayton	64-98	L
1/3	Iowa State	66-68	L
1/5	at Michigan State	58-72	L
1/9	at Iowa	44-71	L
1/10	at Drake	73-92	L
1/12	at Detroit	74-90	L
1/17	Western Illinois	86-81	W
1/19	at DePaul	54-64	L
1/24	Indiana State	80-76	W
1/28	at Purdue	69-73 (OT)	L
2/1	at Northern Kentucky	78-82	L
2/2	at Louisville	64-74	L
2/6	at Eastern Illinois	75-80	L
2/8	Purdue *	85-76 (OT)	W
2/9	#4 Northwestern *	53-71	L
2/13	at Illinois-Central	60-63	L
2/16	Wisconsin	62-63	W
2/19	at Illinois State	59-70	L
2/21	Southern Illinois	64-70	L
2/23	#18 Northwestern	73-90	L
2/29	DePaul @	74-77	L

* Big Ten Invitational, Madison, Wis.

@ IIAIW Tournament, Champaign, Ill.

ALL-TIME RESULTS

1980-81

Final Record: 20-11

Big Ten Invitational: DNP

State: 4th

Region: DQ

Assistant Coach: Donita Davenport

Graduate Assistant: Julie Maxey

Captains: Martha Hutchinson, Linda Wunder

Roster: Liz Brauer, Kim Brombolich, Debbie Duzinkas, Diane Eickholt, Mary Ford, Martha Hutchinson, Pat Morency, Diane Ricketts, Lisa Robinson, Lynette Robinson, Debbie Taylor, Michelle Vossen, Carolyn Wright, Linda Wunder

Highlights: Won New Mexico Invitational and Illini Classic. • First 20-win season in school history and first regional appearance since 1975-76. • Lisa Robinson was nation's top free-throw shooter (88.8 percent) • Lisa and Lynette Robinson became Illinois' first 1,000-point scorers • Jane Schroeder was a candidate for National Coach of the Year.

11/22	St. Louis	81-61	W
11/28	Arizona +	75-41	W
11/29	at New Mexico +	58-52	W
12/2	at Western Illinois	69-53	W
12/6	Miami-Ohio	90-70	W
12/8	Illinois-Central	67-65	W
12/13	at Ohio State	67-79	L
12/20	Michigan	95-74	W
12/29	Loyola!	90-63	W
12/30	Iowa!	78-76	W
1/3	at Illinois-Chicago	84-61	W
1/8	Kansas State&	52-67	L
1/9	New Mexico&	84-61	W
1/10	Southern Illinois &	68-64	W
1/14	DePaul	79-64	W
1/17	Dayton	74-81	L
1/20	Purdue	80-65	W
1/24	at Iowa State	80-79	W
1/27	at Ball State	71-89	L
1/31	Michigan State	90-79	W
2/2	at Indiana State	83-68	W
2/7	at Northwestern	60-71	L
2/13	Ohio State *	59-74	L
2/18	at Southern Illinois	80-93	L
2/21	Northern Illinois	105-74	W
2/24	Illinois State	81-84	L
2/28	at Notre Dame	88-53	W
3/5	at Illinois-Chicago @	95-67	W
3/6	Illinois State @	77-85	L
3/7	DePaul @	85-87	L
3/13	Illinois State #	53-81	L

+ New Mexico Invitational, Albuquerque, N.M.

! Illini Classic, Champaign, Ill.

& Pizza Hut Classic, Wichita, Kan.

* Big Ten Tournament, Evanston, Ill.

@ IAAW Tournament, Chicago, Ill.

Midwest Regional, Normal, Ill.

1981-82

Final Record: 21-9

Big Ten Invitational: 2nd

NCAA: First Round

Assistant Coach: Donita Davenport

Graduate Assistants: Julie Maxey & Cheryl Burnett

Captains: Lynette Robinson & Pat Morency

Roster: Kim Brombolich, Karen Bruns, Julie Crotty, Diane Eickholt, Kendra Gantt, Pat Morency, Diane Ricketts, Lisa Robinson, Lynette Robinson, Cindy Stein, Michelle Vossen.

Highlights: Lisa Robinson won Big Ten Medal of Honor. Marked highest Big Ten finish in school history. Team recorded the first NCAA berth in school history. Kendra Gantt was a member of the USA Junior National Team and was invited to the National Sports Festival.

11/20	Loyola	79-66	W
11/27	vs. Wichita State%	75-58	W
11/28	vs. Grand View%	92-84	W
11/29	at #19 Drake%	88-73	W
12/5	Illinois-Chicago	99-73	W
12/8	Ball State	113-61	W
12/12	at Iowa	76-51	W
12/18	St. Louis	78-51	W
12/21	Iowa State	86-60	W
12/31	at Montclair State	78-72	W



1982 NCAA QUALIFIERS - ILLINOIS' FIRST NCAA TOURNAMENT TEAM

(l-r) Michelle Vossen, Lisa Robinson, Lynette Robinson, Julie Crotty, Kendra Gantt, Karen Bruns, Diane Ricketts, Diane Eickholt, Kim Brombolich, Cindy Stein, and Pat Morency

1/2	at St. John's	77-84	L	2/4	at Iowa*	71-69	W
1/6	Western Illinois	101-67	W	2/6	Northwestern*	67-91	L
1/9	at Wisconsin	71-80	L	2/11	at Northwestern*	80-92	L
1/13	#3 Long Beach State	97-91 (30T)	W	2/14	Iowa*	71-69	W
1/16	at Michigan State	73-77	L	2/18	at Michigan*	87-77	W
1/22	Eastern Michigan!	107-73	W	2/20	at Michigan State*	61-64	L
1/23	Kent State!	89-62	W	2/27	at Purdue*	79-78	W
1/26	at Northern Illinois	75-61	W	3/4	Ohio State*	71-78	L
1/29	#19 Ohio State	65-60	W	3/6	Indiana*	73-61	W
2/2	Northwestern	90-95ot	L	3/10	at Wisconsin*	80-72	W
2/6	at DePaul	64-79	L	3/12	at Minnesota*	65-89	L
2/12	Michigan State *	79-64	W	% Harvest Classic, Des Moines, Iowa			* Big Ten game
2/13	Indiana *	75-63	W				
2/14	Ohio State *	66-69	L				
2/16	Notre Dame	83-53	W				
2/19	Southern Illinois	73-55	W				
2/23	at Illinois State	85-70	W				
2/27	at Michigan	93-101	L				
3/3	at Nebraska	86-89	L				
3/14	at #13 Kentucky^	80-88	L				
% Harvest Classic, Des Moines, Iowa							
! Illini Classic							
* Big Ten Tournament, East Lansing, Mich.							
^ NCAA Tournament							

1982-83

Final Record: 14-4

Big Ten Record: 9-9 (6th)

Postseason: None

Assistant Coach: Donita Davenport

Graduate Assistants: Cheryl Burnett, Robin Tucker

Captain: Cindy Stein

Roster: Diane Eickholt, Kendra Gantt, Lori Hofer, Cathy Lawrence, Pam Means, Jenny Middeler, Stephanie Romic, Cindy Stein, Jeanne Tortorelli, Michelle Vossen, Liz White, Chenise Whitehead.

Highlights: Illinois finished the season second in the nation in free-throw shooting (.838). Kendra Gantt scored 49 points vs. Kent State, an Illinois record and fourth-best total nationally for the year.

11/26	vs. #6 Maryland%	62-73	L
11/27	vs. Northern Illinois%	72-75	L
12/1	Illinois-Chicago	77-64	W
12/4	at Southern Illinois	56-55	W
12/10	at Wichita State	64-66	L
12/14	Louisville	62-57	W
12/18	Illinois State	66-73	L
12/22	Bradley	111-87	W
12/30	at Memphis State	62-102	L
1/3	Kent State	82-60	W
1/7	Minnesota*	75-91	L
1/9	Wisconsin*	88-91	L
1/14	at Indiana*	60-79	L
1/16	at Ohio State*	69-81	L
1/21	Purdue*	90-69	W
1/28	Michigan State*	72-60	W
1/30	Michigan*	72-67	W

11/26	at Iowa State	58-59	L
11/30	Western Illinois	88-67	W
12/3	Memphis State	65-58	W
12/6	at Bradley	75-49	W
12/9	Illinois-Chicago!	66-56	W
12/10	Cincinnati!	68-72	L
12/16	Northern Illinois	79-46	W
12/21	at #6 Long Beach State	54-63	L
12/23	at San Diego	60-58	W
1/3	Southern Illinois	48-65	L
1/6	at Minnesota*	57-71	L
1/8	at Wisconsin*	53-64	L
1/13	Indiana*	73-62	W
1/15	Ohio State*	63-80	L
1/22	at Purdue*	76-67	W
1/27	at Michigan State*	81-89 (OT)	L
1/29	at Michigan*	67-66	W
2/3	Iowa*	64-55	W
2/5	Northwestern*	61-66	L
2/10	at Northwestern*	53-61	L
2/12	at Iowa*	65-74	L
2/17	Michigan*	69-57	W
2/19	Michigan State*	64-71	L
2/24	Purdue*	88-66	W
3/2	at #20 Ohio State*	50-76	L
3/4	at Indiana*	49-75	L
3/8	Wisconsin*	65-79	L
3/10	Minnesota*	67-71	L
! Arby's Illini Classic			
* Big Ten game			

ALL-TIME RESULTS



HEAD COACH

LAURA GOLDEN

6 YEARS // 83-89 (.483)

1984-85

Final Record: 13-15

Big Ten Record: 7-11 (6th)

Postseason: None

Assistant Coaches: Trish Roberts, Cookie Mankowski

Graduate Assistant: Gwen Abram

Captains: Kendra Gantt, Stephanie Romic

Roster: Lisa Bradley, Kendra Gantt, Leslie Hudgins, Jenny Johnson, Angie McClellan, Pam Means, Jenny Middeler, Stacey Pfeifer, Jonelle Polk, Stephanie Romic, Molly Terrien, Kelley Thomas, Liz White, Chenise Whitehead.

11/24	Bradley	62-56	W
11/30	Loyola!	71-72 (OT)	L
12/1	Central Michigan!	66-63	W
12/6	at Illinois State	72-76	L
12/8	DePaul	77-70	W
12/14	Drake	75-61	W
12/17	Illinois-Chicago	64-57	W
12/21	at #13 Kentucky	60-77	L
12/30	Manhattan%	77-62	W
12/31	vs. #11 Virginia%	51-74	L
1/4	Minnesota*	61-77	L
1/6	Iowa*	61-66	L
1/11	at Michigan*	71-62	W
1/13	at Michigan State*	88-86	W
1/18	Wisconsin*	70-59	W
1/20	Northwestern*	67-65	W
1/25	at #9 Ohio State*	58-77	L
1/27	Indiana*	53-84	L
2/1	Purdue*	93-77	W
2/8	Michigan State*	73-64	W
2/10	Michigan*	88-65	W
2/15	at Northwestern*	68-81	L
2/17	at Wisconsin*	67-70	L
2/22	at Indiana*	68-82	L
2/24	#8 Ohio State*	69-88	L
3/1	at Purdue*	68-71	L
3/7	at Iowa*	66-79	L
3/9	at Minnesota*	74-67	W

! Arby's Illini Classic

% Women's Court Classic, Miami, Fla.

* Big Ten game

1985-86

Final Record: 20-10

Big Ten Record: 12-6 (3rd)

Postseason: NCAA Second Round


Assistant Coaches: Cookie Mankowski, Gwen Abram

Graduate Assistant: Amy Pallay

Roster: Lisa Bradley, Kendra Gantt, Leslie Hudgins, Jenny Johnson, Angie McClellan, Pam Means, Jenny Middeler, Jonelle Polk, Stephanie Romic, Liz White, Chenise Whitehead.

Highlights: Jonelle Polk named a Fast Break All-America by American Women's Sports Foundation. Advanced to NCAA Tournament second round, marking the first NCAA Tournament victory in school history.

11/23	Southern Illinois	78-74	W
11/27	at #9 Tennessee	57-71	L
11/29	at Vanderbilt	75-83 (OT)	L
12/3	Illinois State	81-59	W
12/7	Kentucky	78-74	W
12/13	Nebraska	89-53	W
12/14	Miami (Fla.)	73-47	W
12/21	at Drake	65-78	L
12/28	at UCLA	64-63	W
12/30	at California	77-69	W
1/3	at Minnesota*	82-63	W
1/5	at Iowa*	57-74	L
1/10	Michigan*	89-61	W
1/12	Michigan State*	81-72	W
1/18	at Wisconsin*	82-69	W
1/19	at Northwestern*	61-75	L
1/24	#15 Ohio State*	63-74	L
1/26	Indiana*	60-72	L
1/31	at Purdue*	55-72	L



1986 NCAA QUALIFIERS

Front row (l-r): Dee Dee Deeken, Carrie Henderson, Jonelle Polk, Leslie Hudgins, Jenny Middeler, Chenise Whitehead. Back row (l-r): Assistant coach Cookie Mankowski, graduate assistant Amy Pallay, Pam Means, Lisa Bradley, Angie McClellan, Liz White, Stephanie Romic, Jenny Johnson, assistant coach Gwen Abram, head coach Laura Golden.

2/7	at Michigan State*	83-64	W
2/9	at Michigan*	85-64	W
2/14	Northwestern*	72-64	W
2/16	Wisconsin*	69-53	W
2/21	at Indiana*	69-65	W
2/23	at #14 Ohio State*	71-90	L
3/2	Purdue*	88-70	W
3/6	#12 Iowa*	78-68	W
3/8	Minnesota*	79-68	W
3/12	at Ohio^	69-68	W
3/15	at #2 Georgia^	64-103	L

* Big Ten game

^ NCAA Tournament

1986-87

Final Record: 19-10

Big Ten Record: 11-7 (4th)

Final Record: 19-10

Big Ten Record: 11-7

Postseason: NCAA Second Round

Assistant Coaches: Cookie Mankowski, Lorraine Hyman

Graduate Assistant: Amy Pallay

Volunteer Assistant: Lisa Zodtner

Roster: Lisa Bradley, Doris Carie, Dee Dee Deeken, Lori Gremer, Kristin Haynes, Lesley Hudgins, Jenny Johnson, Angie McClellan, Jonelle Polk, Jose Todd, Kerry VanHandel

Highlights: Finished the season ranked 17th in the nation. Advanced to second straight NCAA Tournament second round.

11/29	Louisville!	88-61	W
11/30	Holy Cross!	66-60	W
12/2	at Illinois State	65-58	W
12/5	Eastern Michigan+	94-66	W
12/6	#12 Penn State+	88-70	W
12/14	at Kentucky	78-76	W
12/20	at #25 Southern Illinois	49-60	L
12/29	#4 Virginia %	71-97	L
12/30	Nebraska %	100-87	W
1/2	at Michigan State*	76-66	W
1/4	at Michigan*	76-71	W
1/9	Wisconsin*	82-67	W
1/11	Northwestern*	78-69	W
1/16	at #10 Iowa*	53-80	L
1/18	at Minnesota*	79-59	W
1/23	Purdue*	76-63	W
1/30	Indiana*	67-55	W
2/1	#11 Ohio State*	64-68	L
2/6	at Northwestern*	58-71	L
2/8	at Wisconsin*	77-64	W
2/13	Minnesota*	64-60	W
2/15	#11 Iowa*	64-70	L
2/20	at Purdue*	77-86	L
2/27	at #11 Ohio State*	64-75	L
3/1	at Indiana*	62-61	W
3/5	Michigan*	74-65	W
3/7	Michigan State*	65-67	L

3/11	Bowling Green^	80-64	W
3/14	at #3 Auburn^	58-92	L
! Syracuse Tournament		+ Illini Classic	
% Stanford Tournament		* Big Ten game	
^ NCAA Tournament			

1987-88

Final Record: 9-19

Big Ten Record: 3-15 (9th)

Postseason: None

Assistant Coaches: Cookie Mankowski, Lori Hyman

Graduate Assistant: Lisa Zodtner

Roster: Lisa Bradley, Doris Carie, Dee Dee Deeken, Lori Gremer, Sandra Harris, Kristin Haynes, Lesley Hudgins, Jenny Johnson, Sarah Sharp, Jose Todd, Kerry VanHandel, Acquanetta Washington

Highlights: Angie McClellan, Lisa Bradley and Jenny Johnson passed 1,000 points.

11/29	#14 Vanderbilt	73-68	W
12/1	Illinois State	59-68	L
12/4	Ball State	95-51	W
12/5	Cal State Fullerton	72-61	W
12/9	#13 Southern Illinois	61-58	W
12/20	UCLA	79-61	W
12/28	vs. #1 Texas%	75-90	L
12/29	vs. #14 Maryland%	65-85	L
12/30	at Miami (Fla.)%	85-83	W
1/3	#4 Tennessee	59-93	L
1/8	Michigan State*	50-57	L
1/10	Michigan*	68-76	L
1/15	at Wisconsin*	64-75	L
1/17	at Northwestern*	51-71	L
1/22	#1 Iowa*	63-90	L
1/24	Minnesota*	55-59	L
1/29	at Purdue*	49-81	L
2/5	at Indiana*	62-75	L
2/7	at #9 Ohio State*	53-92	L
2/12	Northwestern*	59-72	L
2/14	Wisconsin*	76-50	W
2/19	at Minnesota*	82-79	W
2/21	at #1 Iowa*	36-87	L
2/28	Purdue*	53-92	L
3/4	#6 Ohio State*	62-78	L
3/6	Indiana*	77-63	W
3/10	at Michigan*	63-65	L
3/12	at Michigan State*	68-81	L

% Orange Bowl Classic, Coral Gables, Fla.

* Big Ten game

ALL-TIME RESULTS



1987 NCAA QUALIFIERS

Front row (l-r): Dee Dee Deeken, Kerry VanHandel, Jonelle Polk, Lesley Hudgins, Angie McClellan. Back row: Kristen Haynes, Jenny Johnson, Doris Carie, Lori Gremer, Lisa Bradley, Josie Todd.

1988-89

Final Record: 11-18

Big Ten Record: 6-12 (t6th)

Postseason: None

Assistant Coaches: Cookie Mankowski, Lori Hyman

Graduate Assistant: Donna Holt

Roster: Doris Carie, Monica Cundiff, Dee Dee Deeken, Sandra Harris, Kristen Haynes, Kim McClelland, Wendy McKee, Katie Riley, Carolyn Royce, Sarah Sharp, Beth Spycher, Josie Todd, Kerry VanHandel, Sharmella Walker, Sonya Waters

Highlights: Dee Dee Deeken broke the UI single-season steals record (73). Sarah Sharp was invited to the 1989 U.S. Olympic Festival squad.

11/25	#1 Tennessee%	50-81	L
11/26	North Carolina%	72-94	L
11/26	Wyoming%	72-54	W
12/2	Iowa State	52-60	L
12/3	Villanova	69-60	W
12/7	at #20 Illinois State	74-70	W
12/18	Kentucky	84-71	W
12/27	at #20 St. Joseph's	66-81	L
12/30	at Penn State	75-81	L
1/2	Bradley	82-56	W
1/5	Northern Illinois	87-92	L
1/8	Purdue*	69-88	L
1/13	#5 Iowa*	64-82	L
1/15	Minnesota*	71-60	W
1/20	Indiana*	64-71	L
1/22	at Ohio State*	51-67	L
1/27	Wisconsin*	81-75 (OT)	W
1/29	Northwestern*	81-73	W
2/3	at Michigan State*	48-66	L
2/5	at Michigan*	67-74	L
2/10	at Minnesota*	78-88	L
2/12	at #7 Iowa*	50-82	L
2/15	#23 Ohio State*	55-73	L
2/17	at Indiana*	63-66	L
2/24	at Northwestern*	72-65	W
2/26	at Wisconsin*	68-77	L
3/3	Michigan*	64-60	W
3/5	Michigan State*	82-65	W
3/10	at #15 Purdue*	59-78	L

% at Wahine Classic, Honolulu, Hawaii

* Big Ten game

1989-90

Final Record: 11-17

Big Ten Record: 5-13 (8th)

Postseason: None

Assistant Coaches: Cookie Mankowski, Lisa Zodtner

Graduate Assistant: Donna Holt

Roster: Doris Carie, Monica Cundiff, Stephanie Dial, Jill Estey, Sandra Harris, Kristin Haynes, Kim McClelland, Kate Riley, Arlena Roach, Connie Ruhoff, Sarah Sharp, Josie Todd, Kerry VanHandel, Sharmella Walker, Sonya Waters

11/25	Duke%	68-63	W
11/26	at #23 Western Kentucky	79-81	L
12/1	Portland State!	76-68	W
12/2	Eastern Illinois!	81-59	W
12/5	Illinois State	67-55	W
12/9	#5 Auburn	53-70	L
12/16	at Northern Illinois	93-110	L
12/21	#18 St. Joseph's	78-65	W
12/29	at Bradley	80-78	W
1/2	at #5 Tennessee	57-84	L
1/7	at #13 Purdue*	64-89	L
1/12	at #11 Iowa*	51-85	L
1/14	at Minnesota*	71-84	L
1/19	Indiana*	78-63	W
1/21	Ohio State*	69-66 (OT)	W
1/26	at Wisconsin*	77-86	L
1/28	at Northwestern*	48-71	L
2/2	Michigan State*	70-65	W
2/4	Michigan*	62-71	L
2/9	#16 Iowa*	51-59	L
2/11	Minnesota*	86-62	W
2/16	at Ohio State*	47-79	L
2/18	at Indiana*	64-53	L
2/25	Wisconsin*	81-76	W
2/26	#16 Northwestern*	55-57	L
3/2	at Michigan*	62-76	L
3/4	at Michigan State*	62-66	L
3/8	Purdue*	57-74	L

% at Bowling Green, Ky.

! Illini Classic

* Big Ten game



HEAD COACH

KATHY LINDSEY

5 YEARS // 50-87 (.365)

1990-91

Final Record: 9-19

Big Ten Record: 6-12 (8th)

Postseason: None

Assistant Coaches: Claire LeBlanc, Yulonda Wimbish

Graduate Assistant: Karin Nichols

Letterwinners: Tonya Booker, Monica Cundiff, Mandy Cunningham, Cindy Dilger, Kris Dupps, Jill Estey, Jackie Hemann, Lolita Platt, Kate Riley, Sharmella Walker, Sonya Waters

11/23	at Illinois State	73-78	L
11/26	California	54-67	L
11/30	Wisconsin-Green Bay	66-61	W
12/1	Western Kentucky	76-87	L
12/3	Missouri	66-68	L
12/7	Florida State%	66-78	L

12/8	Lafayette%	74-56	W
12/16	at #5 Auburn	49-82	L
12/21	#9 Tennessee	52-85	L
12/29	at Bowling Green	74-42	W
1/4	Indiana*	69-56	W
1/6	Ohio State*	90-74	W
1/11	at #21 Iowa*	47-63	L
1/13	at Minnesota*	78-60	W
1/18	Michigan State*	60-72	L
1/20	Michigan*	81-66	W
1/25	at Wisconsin*	81-90	L
1/27	at Northwestern*	74-85	L
2/1	#5 Purdue*	64-89	L
2/8	Minnesota*	71-63	W
2/10	Iowa*	43-63	L
2/15	at Michigan*	61-67	L
2/17	at Michigan State*	48-77	L
2/19	#18 Northwestern*	82-91	L
2/24	Wisconsin*	88-73	W
3/1	at #6 Purdue*	49-112	L
3/7	at Ohio State*	65-81	L
3/9	at Indiana*	65-73	L

% at Charlottesville, Va.

* Big Ten game

1991-92

Final Record: 9-19

Big Ten Record: 6-12 (8th)

Postseason: None

Assistant Coaches: Claire LeBlanc, Yulonda Wimbish

Graduate Assistant: Karin Nichols

Roster: Tonya Booker, Monica Cundiff, Mandy Cunningham, MeriMartha Cunningham, Cindy Dilger, Kris Dupps, Jill Estey, Jackie Hemann, Vicki Klingler, Lolita Platt, Arlena Roach, Katie Riley, Connie Ruhoff, Sharmella Walker, Sonya Waters, Kati Whittingham

11/23	at Southern Illinois	48-73	L
11/26	Illinois State	75-67	W
11/29	at Colorado%	65-83	L
11/30	Virginia Tech%	68-66	W
12/10	at Missouri	60-76	L
12/13	Oral Roberts	96-67	W
12/14	Nebraska	56-76	L
12/22	at Cincinnati	63-72	L
1/5	#6 Penn State	60-86	L
1/10	at Michigan State*	68-74	L
1/12	at Michigan*	71-56	W
1/17	#12 Purdue*	62-74	L
1/19	at #8 Penn State	45-89	L
1/24	Wisconsin*	59-65	L
1/26	#18 Northwestern*	70-58	W
1/31	at #5 Iowa*	42-68	L
2/2	at Minnesota*	70-82	L
2/7	Indiana*	57-77	L
2/9	Ohio State*	82-68	W
2/14	at #9 Purdue*	59-81	L
2/21	at Northwestern*	61-75	L
2/23	at #24 Wisconsin*	59-73	L
2/28	Minnesota*	72-61	W
3/1	#6 Iowa*	36-56	L
3/6	at Ohio State*	59-62	L
3/8	at Indiana*	68-70	L
3/12	Michigan*	78-67	W
3/14	Michigan State*!	83-69	W

! Played at Parkland College

% Coors Classic, Boulder, Colo.

* Big Ten game

1992-93

Final Record: 12-15

Big Ten Record: 7-11 (7th)

Postseason: None

Assistant Coaches: Claire LeBlanc, Yulonda Wimbish, MaChelle Joseph

Managers: Cedric Ellis, Julie Croegart

Roster: Tonya Booker, Anita Clinton, Mandy Cunningham, MeriMartha Cunningham, Cindy Dilger, Kris Dupps, Jill Estey, Keila Flagg, Cindi Hanna, Jackie Hemann, Bridget Inman, Vicki Klingler, Lolita Platt, Robyn Preacely, Coinnie Ruhoff

12/1	at Illinois State	73-49	W
12/4	Eastern Michigan	80-51	W
12/5	Louisville	65-51	W
12/9	at Nebraska	67-84	L

ALL-TIME RESULTS

12/13	Southern Illinois	70-74	L
12/20	Cincinnati	82-69	W
12/29	Detroit Mercy@	85-76	W
12/30	at Florida@	57-72	L
1/3	Missouri	54-80	L
1/7	at #6 Penn State*	71-101	L
1/10	at #13 Ohio State*	57-87	L
1/15	#7 Iowa*	57-65	L
1/17	at Minnesota*	56-66	L
1/20	Northwestern*	76-85	L
1/22	Wisconsin*	81-74	W
1/29	at Indiana*	53-72	L
1/31	#18 Purdue*	84-78	W
2/5	Michigan*	82-62	W
2/7	Michigan State*	78-65	W
2/14	at #3 Iowa*	58-77	L
2/17	at Northwestern*	76-80	L
2/21	at Wisconsin*	84-74	W
2/28	Indiana*	63-55	W
3/5	at Michigan*	92-70	W
3/7	at Michigan State*	69-85	L
3/11	#5 Penn State*	62-78	L
3/13	#3 Ohio State* @	78-94	L

% Lady Gator Classic, Gainesville, Fla.

* Big Ten game

@ Played at Huff Hall

1993-94

Final Record: 10-17

Big Ten Record: 5-13 (10th)

Postseason: None

Assistant Coaches: Yulonda Wimbish, Cindy Stein, Dana Eikenberg

Managers: Cedric Ellis, Sven Rasmussen

Roster: Tonya Booker, Anita Clinton, Mandy Cunningham, MeriMartha Cunningham, Marchoe Dill, Kris Dupps, Keila Flagg, Cindi Hanna, Ann Henderson, Vicki Klingler, Sara Johnson, Lolita Platt, Robyn Precacely, Aimee Smith, Bridget Toomey

11/30	Illinois State	94-61	W
12/4	Loyola	77-67	W
12/7	at Illinois-Chicago	78-69	W
12/11	at Southern Illinois	65-69	L
12/19	Miami (Ohio)	66-78	L
12/21	at Missouri	96-84	W
1/2	Kent State%	91-97	L
1/3	Georgia State%	73-50	W
1/5	#13 Ohio State*	58-64	L
1/7	#11 Alabama	68-79	L
1/9	#3 Penn State*	57-86	L
1/14	at #2 Iowa*	37-53	L
1/16	Minnesota*	88-78	W
1/19	at #19 Northwestern*	70-78	L
1/21	at Wisconsin*	59-81	L
1/28	Indiana*	42-64	L
1/30	at #13 Purdue*	57-84	L
2/4	at Michigan*	77-62	W
2/6	at Michigan State*	56-71	L
2/13	#8 Iowa*	52-55	L
2/16	Northwestern*	65-76	L
2/20	Wisconsin*	82-79	W
2/27	at Indiana*	69-72	L
3/4	Michigan*	73-56	W
3/6	Michigan State*	81-74	W
3/10	at #4 Penn State*	68-91	L
3/12	at Ohio State*	48-93	L

% Portland Shootout, Portland, Maine

* Big Ten game

1994-95

Final Record: 10-17

Big Ten Record: 3-13 (T-10th)

Big Ten Tournament: First Round

Assistant Coaches: Cindy Stein, LaVonda Wagner, Dana Eikenberg

Captains: Kris Dupps, Aimee Smith

Roster: Ashley Berggren, Kelly Bond, Anita Clinton, Jennifer Countryman, Marchoe Dill, Kris Dupps, Cindi Hanna, Ann Henderson, Krista Reinking, Currie Robertson, Aimee Smith, Chris Steuby, Nicole Vasey

11/25	at Oregon%	55-72	L
11/26	Boise State%	60-65	L
11/30	Southern Illinois@	87-70	W
12/3	Maine	72-68	W
12/5	Louisville	82-75 (OT)	W

12/7	at Xavier	75-57	W
12/10	at Illinois State	76-61	W
12/19	Miami (Ohio)	65-63	W
12/21	Illinois-Chicago	70-56	W
12/28	at Iowa*	51-59	L
1/3	at Northwestern*	57-76	L
1/6	#19 Purdue*	63-81	L
1/10	at #11 Alabama	47-84	L
1/13	at Indiana*	59-84	L
1/15	#24 Minnesota*	68-54	W
1/20	at Michigan*	68-64	W
1/22	at Wisconsin*	47-76	L
1/27	#10 Penn State*	63-75	L
1/29	at Ohio State*	66-93	L
2/5	Michigan*	69-74	L
2/10	at Minnesota*	46-92	L
2/12	Indiana*	85-79 (OT)	W
2/17	Michigan State*	65-94	L
2/19	at #15 Purdue*	52-66	L
2/24	Northwestern*	62-71	L
2/26	Iowa*	61-69	L
3/3	Ohio State\$	73-87	L

% Mac Court Classic, Eugene, Ore. @ Played at Assembly Hall

* Big Ten game

\$ Big Ten Tournament, Indianapolis, Ind.



HEAD COACH

THERESA GREUTZ

12 YEARS // 210-156 (.574)

1995-96

Final Record: 13-15

Big Ten Record: 6-10 (8th)

Big Ten Tournament: Second Round

Assistant Coaches: Kathy McConnell, LaVonda Wagner, Renee Reed

Captains: Ashley Berggren, Cindi Hanna, Krista Reinking

Roster: Sally Albers, Bonny Apsey, Ashley Berggren, Kelly Bond, Kelly Dexter, Marchoe Dill, Cindi Hanna, Ann Henderson, Krista Reinking, Currie Robertson, Lauren Sanderson, Alicia Sheeler, Aimee Smith, Chrissy Steuby, Sara Vandertop, Nicole Vasey, Elizabeth Zurek

Highlights: Recorded the best attendance in school history to date (20,927). Defeated No. 23 Florida and No. 14 Arkansas, the first ranked teams Illinois had beaten since 1987-88. Ashley Berggren led the Big Ten and ranked fifth nationally in scoring (24.6 ppg), and broke Illinois records for scoring (689), free throws (175), and free throws attempted (215). Ashley Berggren was an AP honorable mention All-American, Illinois' first since Kendra Gantt in 1982-83.

11/24	UNC-Greensboro!	88-71	W
11/25	Georgia Tech!	60-70	L
11/30	Xavier	89-98	L
12/4	at Louisville	57-69	L
12/6	Missouri	72-54	W
12/9	at Southern Illinois	65-57	W
12/17	Illinois State	76-74	W
12/19	#23 Florida%	67-53	W
12/20	Northern Arizona%	73-85	L
12/27	#12 Iowa*	64-73	L
12/29	#24 Northwestern*	83-95	L
1/4	at #17 Purdue*	47-88	L
1/9	#14 Arkansas	88-64	W
1/12	Indiana*	73-63	W
1/14	at Minnesota*	87-76	W
1/19	Michigan*	92-77	W
1/21	#14 Wisconsin*	67-68	L
1/26	at #10 Penn State*	79-105	L
1/28	Ohio State*	72-88	L
2/4	at Michigan*	84-73	W
2/9	Minnesota*	96-71	W
2/11	at Indiana*	78-64	W
2/16	at Michigan State*	61-67	L
2/18	#22 Purdue*	77-82	L
2/23	at Northwestern*	68-75	L
2/25	at #7 Iowa*	55-73	L
3/1	Indiana\$	84-70	W
3/2	vs. #6 Iowa\$	56-74	L

! Comfort Inn Downtown Classic, Atlanta, Ga.

% Woodland/KVNA Classic, Flagstaff, Ariz.

* Big Ten game

\$ Big Ten Tournament

1996-97

BIG TEN CHAMPIONS • NCAA SWEET 16

Final Record: 24-8

Big Ten Record: 12-4 (T-1st)

Big Ten Tournament: Runner-up

NCAA Tournament: Sweet Sixteen

Assistant Coaches: Kathy McConnell, LaVonda Wagner, Renee Reed

Captain: Nicole Vasey

Roster: Sally Albers, Bonn Apsey, Ashley Berggren, Kelly Bond, Tauja Catchings, Katie Coleman, Kelly Dexter, Marchoe Dill, Ann Henderson, Casey Leonhardt, Melissa Parker, Krista Reinking, Lauren Sanderson, Alicia Sheeler, Aimee Smith, Sara Vandertop, Nicole Vasey, Elizabeth Zurek

Highlights: Won school's first Big Ten title in women's basketball. Shattered attendance record by drawing 44,194. Won school-record seven straight conference games from Jan. 17-Feb. 14. Ashley Berggren became first Illini player to win Big Ten Player of the Year. Illinois won the Corvallis Gazette-Times Classic. Advanced to school's first NCAA Sweet Sixteen.

11/23	Arkansas State!	89-95 (OT)	L
11/24	Sam Houston St.!	92-71	W
11/26	Southern Illinois	85-57	W
11/30	at Missouri	82-66	W
12/3	at Illinois State	63-68	L
12/7	Creighton%	87-71	W
12/8	Oregon State%	65-50	W
12/10	SW Missouri State	85-63	W
12/14	Butler	94-62	W
12/27	at Purdue*	59-63	L
12/29	at #16 Wisconsin*	73-67	W
1/3	Michigan State*	90-81	W
1/6	Ohio State*	89-73	W
1/8	at #10 Arkansas	100-81	W
1/10	at Minnesota*	89-85 (OT)	W
1/12	at Michigan*	87-93	L
1/18	at Penn State*	85-74	W
1/19	Indiana*	90-81	W
1/24	at Northwestern*	80-79	W
1/31	Iowa*	83-75	W
2/2	Penn State*	94-79	W
2/9	Minnesota*	95-76	W
2/14	at Ohio State*	84-81	W
2/16	at #20 Michigan State*	75-78	L
2/21	Wisconsin*	82-78	W
2/23	Purdue* @	75-80	L
3/1	Minnesota\$	98-76	W
3/2	#20 Michigan State\$	77-66	W
3/3	Iowa\$	56-63	L
3/14	Drake^	79-62	W
3/16	Duke^	85-67	W
3/22	vs. #1 Connecticut^	73-78	L

! UNLV Desert Classic, Las Vegas

% Gazette-Times Classic, Corvallis, Ore.

* Big Ten game

@ Played at Assembly Hall

\$ Big Ten Tournament

^ NCAA Tournament

1997-98

NCAA SWEET 16

Final Record: 20-10

Big Ten Record: 12-4 (2nd)

Big Ten Tournament: First Round

NCAA Tournament: Sweet Sixteen

Final USA Today/ESPN Coaches Poll: 14th

Assistant Coaches: Kathy McConnell, LaVonda Wagner, Renee Reed

Captains: Ashley Berggren, Krista Reinking, Nicole Vasey

Roster: Sally Albers, Ashley Berggren, Kelly Bond, Tauja Catchings, Katie Coleman, Kelly Dexter, Lisa Guameri, Shawn Hartje, Casey Leonhardt, Gia Lewis, Melissa Parker, Krista Reinking, Alicia Sheeler, Sara Vandertop, Nicole Vasey, Elizabeth Zurek

Highlights: Illinois started the year No. 7 in the preseason poll and reached as high as No. 5 (USA Today Poll, Dec. 1) (Associated Press poll, Dec. 8), the highest ranking ever by an Illinois team. Illinois won the San Juan Shootout. Head coach Theresa Greutz won her 500th game. Krista Reinking closed her career as the all-time three-point leader in Illinois history (194). Ashley Berggren closed her career as the all-time scoring leader (2,089). Berggren earned All-America honors, becoming the first Illini to do so, and was named first-team All-Big Ten for the third straight year, only the 12th player in Big Ten history to accomplish that feat in three straight seasons. The senior class closed their careers with 67 wins, tied for the most in Illinois history (1980-84).

ALL-TIME RESULTS

**1997 BIG TEN CHAMPION AND NCAA SWEET SIXTEEN TEAM**

Seated (l-r): Assistant Coach LaVonda Wagner, Head Coach Theresa Grentz, Assistant Coach Kathy McConnell, Assistant Coach Renee Reed. Standing (l-r): Kelly Bond, Melissa Parker, Krista Reinking, Kelly Dexter, Elizabeth Zurek, Sally Albers, Nicole Vasey, Lauren Sanderson, Casey Leonhardt, Alicia Sheeler, Bonny Apsey, Katie Coleman, Tauja Catchings, Ann Henderson, Ashley Berggren, Aimee Smith, Sara Vandertop.

**1998 NCAA SWEET SIXTEEN TEAM**

Seated (l-r): Assistant coach LaVonda Wagner, head coach Theresa Grentz, assistant coach Kathy McConnell, assistant coach Renee Reed. Standing (l-r): Kelly Bond, Melissa Parker, Lisa Guarneri, Katie Coleman, Nicole Vasey, Elizabeth Zurek, Sally Albers, Casey Leonhardt, Alicia Sheeler, Tauja Catchings, Gia Lewis, Kelly Dexter, Ashley Berggren, Krista Reinking, Sara Vandertop.

11/23	#3 Old Dominion	65-79	L	2/8	at Minnesota*	75-67	W
11/28	P.R.-Mayaguez!	95-37	W	2/13	Ohio State*	80-64	W
11/29	Providence!	106-74	W	2/15	Michigan State*	98-51	W
11/30	#15 Duke!	77-65	W	2/20	at #22 Wisconsin*	69-73	L
12/7	Marquette	99-68	W	2/22	at Purdue*	68-71	L
12/10	at SW Missouri State	62-77	L	2/28	Penn State\$	71-74	L
12/12	at #1 Tennessee	68-78	L	3/14	Wis.-Green Bay^	82-58	W
12/14	#18 Stanford	78-91	L	3/16	UC-Santa Barbara^	69-65	W
12/20	DePaul	101-86	W	3/21	vs. #7 North Carolina^	74-80	L
12/28	#22 Purdue*	78-76	W	! San Juan (P.R.) Shootout			
12/30	#11 Wisconsin*	83-75	W	@ Played at Assembly Hall			
1/2	at Michigan State*	82-67	W	\$ NCAA Tournament Rounds 1 & 2, Champaign, Ill. // Sweet 16, Nashville, Tenn.			
1/4	#21 Colorado@	88-48	W				
1/6	at Ohio State*	81-57	W				
1/9	Minnesota*	86-60	W				
1/11	Michigan*	66-63	W				
1/16	Penn State*	82-58	W				
1/19	at Indiana*	67-80	L				
1/23	Northwestern*	70-60	W				
1/30	at Iowa*	71-82	L				
2/1	at Penn State*	78-69	W				

1998-99

Final Record: 19-12

Big Ten Record: 10-6 (3rd)

Big Ten Tournament: Runner-up

NCAA Tournament: Second Round

Associate Head Coach: Kathy McConnell-Miller

Assistant Coaches: LaVonda Wagner, Pippa Pierce

Student Assistant Coach: Krista Reinking

Captains: Tauja Catchings, Melissa Parker, Alicia Sheeler

Roster: Susan Blausner, Allison Curtin, Cindy Dallas, Tauja Catchings, Lisa Guarneri, Kylie Martin, Melissa Parker, Alicia Sheeler, Dawn Vana, Holly Wilson, Sarah Wustrack

Highlights: Qualified for third straight NCAA Tournament. Susan Blausner set an Illini record for most rebounds in a debut (18 vs. Stanford). Defeated a school record five ranked opponents (No. 17 Stanford, No. 13 Florida, No. 18 Penn State, No. 24 Ohio State and No. 15 Penn State). Extended school-record home winning streak to 18 with 75-65 win over Michigan. Ranked eighth nationally in attendance (81,473). Tauja Catchings earned Honorable Mention All-America honors and connected on last second shots to defeat Penn State (Big Ten Tournament) and Louisville (NCAA Tournament). Nearly upset top-ranked Purdue in Big Ten Tournament final.

11/19	at #19 Stanford	76-58	W
11/22	Wagner	76-51	W
11/24	at #7 Notre Dame	92-101	L
11/27	vs. Butler%	65-81	L
11/28	vs. Yale%	76-46	W
12/6	vs. Washington!	85-73	W
12/11	at DePaul	70-77	L
12/13	at Marquette	68-81	L
12/19	#14 Florida	97-77	W
12/21	Valparaiso	79-51	W
12/28	at Iowa*	86-89	L
12/30	Wisconsin*	90-72	W
1/3	Indiana*	96-65	W
1/5	Michigan*	75-65 OT	W
1/8	at #23 Ohio State*	67-70	L
1/10	at Northwestern*	74-55	W
1/18	#3 Purdue*	60-71	L
1/22	#17 Penn State*	94-85	W
1/24	at Michigan State*	82-60	W
1/29	at Minnesota*	88-69	W
2/5	Northwestern*	73-76	L
2/7	Ohio State*	79-73	W
2/12	at Michigan*	79-81	L
2/14	at Indiana*	104-69	W
2/19	at Wisconsin*	78-82 OT	L
2/21	Iowa*	86-73	W
2/27	vs. Michigan\$	86-73	W
2/28	vs. #15 Penn State\$	77-75	W
3/1	vs. #1 Purdue \$	76-80	L
3/12	vs. Louisville^	69-67	W
3/14	at #10 Clemson^	51-63	L

% University of San Diego Tournament

! Honda IV Elite Classic, Orlando, Fla.

* Big Ten game \$ Big Ten Tournament, Indianapolis, Ind.

^ NCAA Tournament, Clemson, S.C.

1999-2000

Final Record: 23-11

Big Ten Record: 11-5 (4th)

Big Ten Tournament: Semifinals

NCAA Tournament: Second Round

Associate Head Coach: LaVonda Wagner

Assistant Coaches: Renee Reed, Krista Reinking

Captains: Tauja Catchings, Melissa Parker, Susan Blausner

Letterwinners: Susan Blausner, Allison Curtin, Suzanne Curtin, Tauja Catchings, Kristi Faulkner, Karen Hagberg, Shavonna Hunter, Kylie Martin, Melissa Parker, Dawn Vana, Holly Wilson

Highlights: Qualified for fourth straight NCAA Tournament. Tauja Catchings earned Illinois' Dike Eddleman Female Athlete of the Year. Broke the all-time Illinois attendance record (104,635). Coach Grentz became Illinois' all-time winningest coach. Illinois won the first women's game ever at the United Center. Tauja Catchings became the first Illinois player to be drafted by the WNBA after becoming the first player in Illinois history with 1,400 points, 700 rebounds, 300 assists and 200 steals. Defeated four ranked opponents: Boston College, Kansas, Notre Dame and Georgia. Played the 19th-toughest schedule in the nation. Illinois was one of 12 collegiate teams to play the U.S. National Team, playing the team to the third closest

ALL-TIME RESULTS

game on the tour. The graduating seniors compiled an 86-41 (.677) record, won a Big Ten championship (1997), qualified for four NCAA Tournaments, advanced to two Sweet Sixteens and defeated 17 ranked teams, including two in the top 10.

11/17	Oklahoma State@#	77-62	W
11/15	Western Michigan#	112-73	W
11/21	#15 UC-Santa Barbara#	61-71	L
11/22	#18 Boston College#	73-62	W
11/24	at Duquesne	80-54	W
11/27	#6 Notre Dame	77-67	W
11/30	at #1 Connecticut	79-100	L
12/4	at Texas	84-87	L
12/7	Illinois State	80-58	W
12/10	DePaul	74-64	W
12/12	U.S. National Team (exh)	49-73	L
12/18	#20 Kansas+	61-59	W
12/21	Cal. State-Northridge	88-69	W
12/28	at Colorado	70-78	L
12/30	at Ohio State*	63-57	W
1/2	#5 Georgia	82-65	W
1/4	at Wisconsin*	80-74	W
1/7	Iowa*	86-60	W
1/9	Indiana*	91-61	W
1/13	at #5 Penn State*	66-76	L
1/17	Michigan*	69-86	L
1/20	at #19 Purdue*	55-73	L
1/23	at Northwestern*	82-65	W
1/30	Michigan State*	86-66	W
2/3	at Michigan*	59-70	L
2/6	Minnesota*	81-49	W
2/10	Northwestern*	87-58	W
2/13	at Iowa*	73-80	L
2/20	Ohio State*	70-61	W
2/24	Wisconsin*	87-78	W
2/27	at Indiana*	72-62	W
3/3	Michigan State\$	72-67	W
3/4	#5 Penn State\$	74-81	L
3/17	vs. Utah^	73-58	W
3/19	at #7 Iowa State^	68-79	L

Preseason Women's NIT, Champaign, Ill.

@ Played at Huff Hall + United Center, Chicago, Ill.

* Big Ten game \$ Big Ten Tournament, Indianapolis, Ind.

^ NCAA First and Second Round, Ames, Iowa

2000-01

Final Record: 17-16

Big Ten Record: 9-7 (6th)

Big Ten Tournament: Semifinals

Postseason: Women's NIT Second Round

Associate Head Coach: LaVonda Wagner

Assistant Coaches: Renee Reed, Krista Reinking

Captains: Allison Curtin, Shavonna Hunter

Letterwinners: Brenda Blackburn, Allison Curtin, Suzanne Curtin, Cindy Dallas, Karen Hagberg, Shavonna Hunter, Iveta Marcauskaite, Anne O'Neill, Yolanda Smith, Dawn Vana, Aminata Yanni, Holly Wilson
Highlights: Coach Grentz registered her 100th win at Illinois. Won the inaugural women's Busch Braggin' Rights game. Defeated three ranked teams. Won three straight Big Ten road games for the first time in school history. Broke a home record for most points in a Big Ten game and a school record for fewest points allowed in a Big Ten game. Allison Curtin broke the Illini's single-season and career steals record. Played in first Women's NIT.

11/18	Clemson	80-62	W
11/24	Alcorn State^	73-56	W
11/25	#2 Tennessee^	62-111	L
11/28	at Kansas	60-73	L
12/2	Northern Iowa!	70-74	L
12/5	#25 Texas	54-70	L
12/7	at Illinois State	90-79	W
12/10	#1 Connecticut	55-97	L
12/16	DePaul+	63-65	L
12/20	Missouri%	92-74	W
12/28	Michigan@*	57-68	L
12/30	at #14 Auburn	73-56	W
1/4	at #4 Georgia	59-100	L
1/7	#10 Penn State*	75-71	W
1/9	at Northwestern*	88-65	W
1/11	at Ohio State*	75-73	W
1/14	at Michigan State*	72-59	W
1/21	#6 Purdue*	64-72	L

1/25	Wisconsin*	65-73	L
1/28	at Minnesota*	88-81	W
2/1	at #6 Purdue*	67-83	L
2/4	Minnesota*	101-71	W
2/8	Northwestern*	65-45	W
2/11	at Michigan*	60-74	L
2/15	at #17 Penn State*	80-101	L
2/18	Michigan State*	52-50	W
2/22	at Indiana*	54-50	W
2/25	#25 Iowa*	64-75	L
3/1	Northwestern\$	75-60	W
3/2	Wisconsin\$	80-68	W
3/3	#23 Iowa\$	79-86	L
3/15	UW-Green Bay#	96-79	W
3/17	Mississippi State#	77-86	L

^ Maui Invitational, Lahaina, Hawaii

! Five Seasons Center, Cedar Rapids, Iowa

+ United Center, Chicago, Ill. % Savvis Center, St. Louis, Mo.

@ Huff Hall, Champaign, Ill. * Big Ten game

\$ Big Ten Tournament (Gr. Rapids, Mich.)

Women's NIT (Champaign, Ill.)

2001-02

Final Record: 15-14

Big Ten Record: 7-9 (8th)

Big Ten Tournament: First Round

Postseason: Women's NIT Second Round

Associate Head Coach: LaVonda Wagner

Assistant Coaches: Renee Reed, Jennifer Jacoby

Captains: S. Hunter, D. Vana, H. Wilson

Letterwinners: Brenda Blackburn, Cindy Dallas, Allison Guth, Tiffanie Guthrie, Karen Hagberg, Shavonna Hunter, Jeré Isenmann, Iveta Marcauskaite, Yolanda Smith, Dawn Vana, Angelina Williams, Holly Wilson, Aminata Yanni

Highlights: Qualified for second straight Women's NIT Tournament. Iveta Marcauskaite ranked sixth nationally in field-goal percentage (.611), while Illinois was tenth nationally in shooting (.471)

11/19	at Clemson	62-73	L
11/23	vs. James Madison@	85-45	W
11/24	vs. St. Mary's, Calif.@	66-53	W
11/27	at Duquesne	74-71	W
12/4	at DePaul	62-69	L
12/6	Illinois State	75-57	W
12/8	Pepperdine+	77-71 (OT)	W
12/16	at #3 Oklahoma^	69-91	L
12/19	Eastern Illinois	91-49	W
12/22	Missouri%	74-53	W
12/28	at #12 Michigan*	85-81	W
12/30	Northwestern*	68-53	W
1/3	at Minnesota*	75-89	L
1/7	Penn State*	81-75	W
1/13	Michigan State*	72-66	W
1/17	at #5 Wisconsin*	69-74	L
1/20	at Northwestern*	87-73	W
1/24	at #10 Purdue*	77-86	L
1/27	Michigan*	92-78	W
1/31	#22 Minnesota*	76-79 (OT)	L
2/7	#7 Purdue*	69-80	L
2/9	at Michigan State*	57-62	L
2/13	Ohio State*	96-76	W
2/17	at Penn State*	78-83	L
2/21	Indiana*	66-70	L
2/24	at Iowa*	71-79	L
2/28	Michigan\$	63-83	L
3/14	Western Kentucky#	91-84	W
3/16	Michigan State#	57-70	L

@ St. Mary's Tournament, Moraga, Calif.

+ United Center, Chicago, Ill. % Savvis Center, St. Louis, Mo.

^ Big Ten/Big 12 Challenge * Big Ten game

\$ Big Ten Tournament Game # Women's NIT

2002-03

Final Record: 17-12

Big Ten Record: 9-7 (6th)

Big Ten Tournament: First Round

Postseason: NCAA First Round

Associate Head Coach: Renee Reed

Assistant Coaches: Wray Cannaday, Jennifer Jacoby

Managers: Megan Mitchell, DeAnna Williams

Captains: Cindy Dallas, Karen Hagberg, Brett Leonard

Letterwinners: Maggie Acuna, Brenda Blackburn, Cindy Dallas, Brittney Daugherty, Allison Guth, Tiffanie Guthrie, Karen Hagberg, Janelle Hughes, Jeré Isenmann, Brett Leonard, Angelina Williams, Jessica Wright, Aminata Yanni

Highlights: Tiffanie Guthrie and Aminata Yanni were named to the All-Tournament Team. Captured third straight Braggins' Rights Trophy from Missouri. Coach Grentz recorded her 600th career victory on Dec. 29, becoming only the eighth women's coach in history to reach that mark. Defeated a ranked team for the ninth-straight year with a 94-80 win over No. 10 Minnesota. Won at Iowa for the first time in 20 years. Advanced to fifth NCAA Tournament under Theresa Grentz.

11/22	UW-Green Bay	78-65	W
12/1	at Illinois State	71-46	W
12/2	St. Francis (Pa.)	55-52	W
12/4	DePaul	71-67	W
12/7	North Texas@	92-68	W
12/8	#21 Arizona@	73-75	L
12/11	E. Michigan	65-57	W
12/14	#16 Mississippi State+	67-72	L
12/21	Missouri%	70-67	W
12/29	Auburn	80-68	W
1/2	Indiana *	63-58	W
1/5	at Michigan *	89-57	W
1/9	at #9 Minnesota *	62-77	L
1/12	Wisconsin *	73-56	W
1/19	at Wisconsin *	59-69	L
1/23	at Ohio State *	74-82	L
1/26	#10 Minnesota *	94-80	W
1/30	#10 Purdue *	78-82	L
2/2	at Iowa *	82-72	W
2/6	at #13 Penn State *	69-82	L
2/9	Iowa *	73-58	W
2/13	#20 UC-Santa Barbara	72-77	L
2/16	at #9 Purdue *	67-79	L
2/19	Ohio State *	58-54	W
2/24	at Michigan State *	75-65	W
2/27	Northwestern *	60-58	W
3/2	at Indiana *	82-85 OT	L
3/6	Michigan\$	59-83	L
3/22	vs. Virginia^	56-72	L

@ Fiesta Bowl Classic, Tucson, Ariz.

+ United Center, Chicago % Savvis Center, St. Louis

\$ Big Ten Tournament * Big Ten game

^ NCAA Tournament, Knoxville, Tenn.

2003-04

Final Record: 10-18

Big Ten Record: 4-12 (T-8th)

Big Ten Tournament: First Round

Postseason: None

Assistant Coaches: Wray Cannaday, Marsha Frese, Chris Mennig

Letterwinners: Maggie Acuna, Brenda Blackburn, Cindy Dallas, Brittney Daugherty, Allison Guth, Tiffanie Guthrie, Janelle Hughes, Jeré Isenmann, Missy Mitidiero, Kira Mowen, Audrey Tapon, Erin Wigley, Angelina Williams, Aminata Yanni

Highlights: Cindy Dallas won her third consecutive Big Ten rebounding title and became the first Illini to surpass the 1,000 rebound barrier, finishing with 1,014 career boards. Angelina Williams passed the 1,000 point plateau with 31 points in a win over Michigan. Dallas set a new single-game FG shooting record, going 10-10 in a win over Illinois State at the United Center. The Illini defeated a ranked team for the 10th straight year with a 52-51 win over No. 20 Ohio State.

11/21	Wayne State	85-50	W
11/24	#11 Louisiana Tech	61-67	L
11/28	at #16 UC-Santa Barbara	59-70	L
11/30	at UCLA	56-68	L
12/4	at DePaul	81-89	L
12/6	Illinois State+	85-51	W
12/10	Bradley	78-50	W
12/14	Pepperdine	84-41	W
12/21	Alabama State	89-70	W
12/28	at #15 Oklahoma	53-70	L
1/2	at Iowa*	73-91	L
1/4	at Mississippi State	75-72	W
1/8	#20 Ohio State*	52-51	W
1/11	#10 Purdue*	49-58	L
1/13	at Wisconsin*	57-66	L
1/15	at #6 Minnesota*	59-74	L

ALL-TIME RESULTS

1/18	at #8 Penn State*	64-79	L
1/22	Indiana*	56-63	L
1/29	#18 Michigan State*	56-58	L
2/1	Michigan*	94-78	W
2/5	at Northwestern*	76-52	W
2/8	at Indiana*	64-52	W
2/15	#10 Minnesota*	54-63	L
2/19	at #5 Purdue*	49-65	L
2/22	at Ohio State*	57-76	L
2/26	Wisconsin*	53-59	L
2/29	Iowa*	64-89	L
3/4	Michigan\$	58-62	L

+ United Center, Chicago, Ill.

* Big Ten Game

\$ Big Ten Tournament

2004-05

Final Record: 17-13

Big Ten Record: 7-9 (7th)

Big Ten Tournament: Second Round

Postseason: Women's NIT First Round

Assistant Coaches: Marsha Frese, Chris Mennig, Stacie Terry

Letterwinners: Tiffanie Guthrie, Jere Isenmann, Angelina Williams, Maggie Acuna, Brittany Daugherty, Janelle Hughes, Audrey Tabon, Erin Wigley, Stephanie Chelleen, Danyel Crutcher

Highlights: Reached the postseason for the eighth time in nine seasons. Angelina Williams became the No. 4 scorer in school history with 1,621 points and was a first team All-Big Ten selection. Tiffanie Guthrie finished her career 10th on the all-time scoring list with 1,382 points. The Illini had two wins over ranked teams.

11/20	Arkansas-Pine Bluff	88-38	W
11/23	at Saint Joseph's	64-50	W
11/27	at Saint Peter's	81-55	W
12/1	at UW Green Bay	43-72	L
12/4	at #21 Louisiana Tech	71-65	W
12/7	Bradley	67-70	L
12/11	at Pacific+	74-31	W
12/19	#16 UCLA	78-63	W
12/21	at Illinois State	82-72	W
12/28	Central Michigan	82-44	W
12/30	at Michigan*	65-63	W
1/2	#18 Iowa*	58-72	L
1/9	at Northwestern*	73-65	W
1/13	at Penn State*	41-76	L
1/16	Wisconsin*	79-66	W
1/19	#8 Michigan State*	46-62	L
1/23	at #12 Minnesota*	68-80	L
1/27	Indiana*	53-43	W
1/30	#3 Ohio State*	55-69	L
2/3	at Purdue*	66-56	W
2/6	at #10 Michigan State*	59-68	L
2/10	at Wisconsin*	60-65	L
2/13	#Penn State*	56-63	L
2/16	Northwestern*	68-33	W
2/22	IPFW	86-37	W
2/24	at Iowa*	63-87	L
2/27	Michigan*	65-56	W
3/3	vs Northwestern\$	66-43	W
3/4	vs #7 Michigan State\$	50-61 (OT)	L
3/16	at Indiana State#	60-72	L

+ United Center, Chicago, Ill.

* Big Ten game

\$ Big Ten Tournament

Women's NIT

2005-06

Final Record: 16-15

Big Ten Record: 6-10 (T-7th)

Big Ten Tournament: Second Round

Postseason: Women's NIT.

Assistant Coaches: Marsha Frese, Blaine Patterson, Stacie Terry

Letterwinners: Maggie Acuna, Lori Bjork, Stephanie Chelleen, Danyel Crutcher, Brittany Daugherty, Chelsea Gordon, Danielle Gratton, Janelle Hughes, Erin McCarthy, Meg Nyquist, Audrey Tabon, Erin Wigley

Highlights: Reached the postseason for the ninth time in the last 10 seasons. Defeated a ranked team for the 12th straight season with the 86-75 win over No. 15 Oklahoma on Dec. 18. Senior guard Maggie Acuna set Illinois, Kohl Center and Big Ten Conference (conference game only) records with 16 assists at Wisconsin on Jan. 15. Theresa Grentz became the 10th coach in Division I women's basketball history to reach the 650-win milestone.

11/18	at Loyola	79-39	W
11/23	at Northern Colorado	55-65	L
11/25	vs. Utah State%	62-43	W
11/26	vs. Northern Iowa%	47-71	L
11/29	Northern Illinois	57-43	W
12/3	vs. St. Louis+	75-40	W
12/5	at Bradley	80-64	W
12/9	at Florida	64-69	L
12/18	#15/15 Oklahoma	86-75	W
12/22	Illinois State	85-74	W
12/29	Michigan*	67-48	W
1/1	at Iowa*	65-84	L
1/5	at Rhode Island	73-62	W
1/8	Northwestern*	64-55	W
1/12	Penn State*	66-57	W
1/15	at Wisconsin*	84-54	W
1/19	at #12/14 Michigan St.*	61-72	L
1/22	#11/11 Purdue*	53-57	L
1/26	at Indiana*	48-63	L
1/29	at #7/7 Ohio State*	49-75	L
2/2	#12/12 Minnesota*	49-64	L
2/5	#17/17 Michigan State*	51-57	L
2/9	Wisconsin*	61-66	L
2/12	at Penn State*	52-78	L
2/16	at Northwestern*	60-59	W
2/23	Iowa*	60-71	L
2/26	at Michigan*	67-57	W
3/2	vs. Northwestern\$	60-49	W
3/3	vs. #14/11 Purdue\$	57-68	L
3/15	Western Illinois#	58-37	W
3/17	at Marquette#	44-64	L

% Coors Classic Tournament, Boulder, Colo.

+ United Center, Chicago, Ill. * Big Ten game

\$ Big Ten Tournament, Indianapolis, Ind.

Women's NIT

2006-07

Final Record: 19-12

Big Ten Record: 8-8 (4th)

Big Ten Tournament: Second Round

Postseason: Women's NIT Round of 16.

Assistant Coaches: Marsha Frese, Blaine Patterson, Stacie Terry

Letterwinners: Lori Bjork, Stephanie Chelleen, Danyel Crutcher, Chelsea Gordon, Danielle Gratton, Rebecca Harris, Erin McCarthy, Lacey Simpson, Jenna Smith, Erin Wigley

Highlights: Reached the postseason for the 10th time in the last 11 seasons. Defeated a ranked team for the 13th straight season with the 56-46 win over No. 20 Michigan State on Feb. 22. Sophomore guard Lori Bjork broke the Illinois single season three-point record with 84 treys and was a Second Team All-Big Ten selection. Senior Erin Wigley became the 20th player in Illini history to score 1,000 career points. Freshman Jenna Smith broke the UI rookie rebounding record with 233 boards.

11/12	Butler	65-47	W
11/14	at Illinois-Chicago	53-48	W
11/18	Loyola	87-59	W
11/20	at Northern Illinois	63-69	L
11/22	Northern Colorado	76-39	W
11/25	Saint Joseph's	69-56	W
11/29	at Saint Louis	84-75	W
12/2	at Ole Miss	50-75	L
12/5	Florida	80-57	W
12/9	vs. Rhode Island%	73-48	W
12/17	IPFW	74-47	W
12/21	at Bradley	57-41	W
12/28	Penn State*	74-65 (OT)	W
12/31	at Minnesota*	61-70	L
1/4	at Michigan*	70-51	W
1/7	Indiana*	64-71	L
1/14	at Wisconsin*	70-62	W
1/18	Minnesota*	64-54	W
1/21	at #5 Ohio State*	52-62	L
1/28	Northwestern*	77-49	W
2/1	Michigan*	65-44	W
2/4	at Michigan State*	70-80	L
2/8	at #13 Purdue*	57-69	L
2/11	#4 Ohio State*	60-69	L
2/15	at Iowa*	74-69	W
2/18	at Indiana*	68-81	L

2/22	#20 Michigan State*	56-46	W
2/25	#15 Purdue*	48-58	L
3/2	vs. Penn State\$	49-61	L
3/19	Utah#	59-48	W
3/22	at Kansas State#	51-66	L

% United Center, Chicago, Ill.

* Big Ten game

\$ Big Ten Tournament, Indianapolis, Ind.

Women's NIT



HEAD COACH

JOLETTE LAW

FIVE YEARS // 69-93 (.426)

2007-08

Final Record: 20-15

Big Ten Record: 8-10 (9th)

Big Ten Tournament: Championship Game

Postseason: Women's NIT Third Round.

Assistant Coaches: Karen Middleton, Tamika Louis, Patrick Klein

Letterwinners: Lori Bjork, Chelsea Buher, Stephanie Chelleen, Chelsea Gordon, Rebecca Harris, Erin McCarthy, Lacey Simpson, Jenna Smith, Audrey Tabon

Highlights: Won 20 games for the first time since 1999-2000. Advanced to the Big Ten Tournament championship game, becoming the lowest seed (No. 9) to ever make it to the championship game. Reached the postseason for the 11th time in the last 12 seasons. Defeated a ranked team for the 14th straight season. Jenna Smith was named honorable mention All-America by the Associated Press and first-team All-Big Ten. Smith also became Illinois' single-season blocks leader with 59 blocked shots on the season. Lori Bjork broke the Illinois career three-point field goals record and finished the year with 214 career treys.

11/9	at Eastern Illinois	86-56	W
11/11	UW-Milwaukee	63-43	W
11/14	UAB	56-69	L
11/18	Southern Illinois	63-53	W
11/23	vs. South Carolina^	91-58	W
11/25	vs. Providence^	60-59	W
11/29	at NC State&	47-61	L
12/2	UIC	69-57	W
12/5	#9 Oklahoma	67-77	L
12/8	Chicago State+	73-46	W
12/19	at Missouri	66-52	W
12/27	at Northwestern*	58-44	W
12/30	Wisconsin*	64-54	W
1/2	at Penn State*	48-49	L
1/6	at Indiana*	62-70	L
1/10	Minnesota*	66-57	W
1/17	at #16 Ohio State*	42-43	L
1/21	Iowa*	58-60	L
1/24	Michigan State*	62-65	L
1/27	at Purdue*	59-71	L
1/31	#19 Ohio State*	68-64	W
2/4	at Michigan*	66-61	W
2/7	at Minnesota*	56-61	L
2/10	Indiana*	73-62	W
2/14	at Wisconsin*	64-66	L
2/21	Penn State*	69-49	W
2/24	Michigan*	52-55	L
2/28	at Michigan State*	46-54	L
3/2	Purdue*	63-55	W
3/6	vs. Wisconsin\$	73-58	W
3/7	vs. #22 Ohio State\$	64-58	W
3/8	vs. Michigan State\$	55-41	W
3/9	vs. Purdue\$	56-58	L
3/24	Drake#	48-44	W
3/26	at Marquette#	64-72	L

^ FIU Thanksgiving Classic (Miami, Fla.)

& Big Ten/ACC Challenge ! United Center, Chicago, Ill.

* Big Ten game

\$ Big Ten Tournament, Indianapolis, Ind.

Women's NIT

ALL-TIME RESULTS

2008-09

Final Record: 10-21**Big Ten Record:** 5-13 (9th)**Big Ten Tournament:** Second Round**Postseason:** None**Assistant Coaches:** Karen Middleton, Tamika Louis, Patrick Klein**Letterwinners:** Macie Blinn, Chelsea Gordon, Fabiola Josil, Lydia McCully, Eboni Mitchell, Lana Rukavina, Lacey Simpson, Jenna Smith, Whitney Toone**Highlights:** Jenna Smith was named first team All-Big Ten for the second straight season and to the Big Ten All-Tournament Team. Lacey Simpson named third team All-Big Ten and to the Big Ten All-Defensive Team. Smith broke the Illinois career blocks record, finishing the season with 161, and also broke her own single-season blocks record with 63. Simpson set the Illinois career steals record, finishing the year with 255. Jollette Law signed the best recruiting class in school history, ranked No. 3 by ESPN HoopGurlz.

11/14	at IPFW	64-44	W
11/16	Eastern Illinois	49-45	W
11/19	Missouri	65-55	W
11/23	Temple	47-66	L
11/26	vs. Montana^	57-59 (OT)	L
11/27	vs. South Dakota State^	60-62	L
11/28	vs. #10 Maryland^	52-79	L
12/4	#20 Virginia&	39-63	L
12/6	vs. Bradley+	53-71	L
12/10	at Milwaukee	63-61	W
12/20	vs. #2 North Carolina!	59-68	L
12/22	Purdue*	42-53	L
12/28	at Penn State*	51-54	L
1/1	Wisconsin*	38-53	L
1/3	Minnesota*	48-52	L
1/8	at Michigan*	44-52	L
1/12	#16 Ohio State*	35-67	L
1/15	Iowa*	62-72	L
1/18	at Wisconsin*	43-61	L
1/22	at #19 Ohio State*	51-68	L
1/25	Indiana*	61-52	W
1/29	at Northwestern*	45-44	W
2/5	Michigan State*	50-63	L
2/8	at Indiana*	66-59	W
2/12	Northwestern*	60-46	W
2/15	at Purdue*	50-68	L
2/22	Penn State*	56-67	L
2/26	at Iowa*	56-69	L
3/1	at Minnesota*	61-50	W
3/5	vs. Penn State\$	58-49	W
3/6	vs. #12 Ohio State\$	53-70	L

^ Caribbean Challenge MTE, Cancun, Mexico

& Big Ten/ACC Challenge

+ Lexus December to Remember Classic, Chicago, Ill.

! Carolina Challenge, Myrtle Beach, S.C.

* Big Ten game

\$ Big Ten Tournament, Indianapolis, Ind.

2009-10

Final Record: 19-15**Big Ten Record:** 7-11 (T-8th)**Big Ten Tournament:** Second Round**Postseason:** Women's NIT Quarterfinals**Assistant Coaches:** Lisa Cermignano, Patrick Klein**Letterwinners:** Macie Blinn, Adrienne GodBold, Brianna Jones, Fabiola Josil, Kerstem Magrum, Lydia McCully, Eboni Mitchell, Karisma Penn, Lana Rukavina, Lacey Simpson, Jenna Smith, Whitney Toone**Highlights:** Jenna Smith was named first-team All-Big Ten for the third straight season. Lacey Simpson was named third-team All-Big Ten and to the Big Ten All-Defensive Team. Smith broke the Illinois career scoring and rebounding records, finishing the season with 2,160 points and 1,217 boards, totals that ranked 10th and second in Big Ten history, respectively, and her season rebound total of 387 broke the Big Ten's single-season mark. Smith became the highest WNBA Draft pick in school history when she was chosen 14th by the Washington Mystics in the 2010 WNBA Draft. Simpson broke the Illinois career and single season steals records, finishing with 368 for her career – second-most in Big Ten history – and 113 for the season. Karisma Penn was named to the Big Ten All-Freshman Team after breaking the UI freshman blocks record with 57.

11/13	at Temple	78-82 (OT)	L
11/15	Siena	85-53	W
11/18	Central Michigan	77-59	W

11/22	Bradley	67-45	W
11/24	at Illinois State	62-51	W
11/28	at Cal Poly^	56-47	W
11/29	vs. Alabama^	64-55	W
12/2	at Wake Forest&	65-50	W
12/9	Marquette	55-65	L
12/19	Oakland	64-50	W
12/28	#6 Ohio State*	47-76	L
12/31	Penn State*	69-60	W
1/3	Wisconsin*	53-52	W
1/7	at Indiana*	48-50	L
1/10	Minnesota*	64-62	W
1/14	at #5 Ohio State*	61-72	L
1/17	at Wisconsin*	51-63	L
1/21	Iowa*	65-74	L
1/24	at Penn State*	66-70	L
1/28	Michigan*	48-64	L
1/31	at Minnesota*	61-48	W
2/4	at Purdue*	48-53	L
2/7	Indiana*	54-67	L
2/11	Northwestern*	81-50	W
2/14	at Iowa*	67-77	L
2/18	at Michigan State*	43-64	L
2/21	Purdue*	61-57	W
2/28	at Northwestern*	58-49	W
3/4	vs. Indiana\$	59-53	W
3/5	vs. #10 Ohio State\$	55-66	L
3/19	at Western Kentucky#	68-51	W
3/22	Marquette#	74-72 (OT)	W
3/25	at Missouri State#	65-53	W
3/28	at Illinois State#	51-53	L

^ Cal Poly Holiday Beach Classic, San Luis Obispo, Calif.

& Big Ten/ACC Challenge * Big Ten game

Big Ten Tournament, Indianapolis, Ind.

Women's NIT

2010-11

Final Record: 9-23**Big Ten Record:** 2-14 (11th)**Big Ten Tournament:** Semifinals**Postseason:** None**Assistant Coaches:** Lisa Cermignano, Michael Peck, Usha Gilmore**Letterwinners:** Macie Blinn, Alexis Burke, Adrienne GodBold, Lydia McCully, Centrese McGee, Eboni Mitchell, Amber Moore, Courtney Owens, Karisma Penn, Lana Rukavina**Highlights:** Karisma Penn was named second team All-Big Ten. Penn also broke the school record for blocked shots in a single season with 78. Amber Moore was named to the Big Ten All-Freshman Team after breaking the freshman school record for three-pointers made in a season.

11/12	Illinois State	62-69	L
11/15	at South Carolina	48-61	L
11/19	at Bradley	73-51	W
11/22	Cal Poly	104-63	W
11/26	vs. Long Beach State^	69-48	W
11/27	vs. #14 North Carolina^	58-87	L
11/28	vs. Mississippi^	61-70	L
12/1	NC State&	57-73	L
12/4	at Colorado\$	63-59	W
12/8	at Oakland	61-62	L
12/18	vs. UIC	65-56	W
12/21	at Marquette	56-73	L
12/28	California	61-65	L
12/30	Minnesota*	64-50	W
1/2	at #12 Michigan State*	57-70	L
1/9	Northwestern*	66-69	L
1/13	at Indiana*	74-67	W
1/16	at Penn State*	62-83	L
1/20	#25 Ohio State*	62-71	L
1/23	at Wisconsin*	47-60	L
1/27	Penn State*	65-67	L
1/30	#18 Iowa*	69-80	L
2/3	at Northwestern*	79-80	L
2/6	at Michigan*	59-69	L
2/10	Indiana*	52-59	L
2/13	at Purdue*	63-92	L
2/20	#11 Michigan State*	56-69	L
2/24	at Iowa*	64-83	L
2/27	Michigan*	55-58	L
3/3	vs. Wisconsin\$	63-56	W

3/4	vs. Michigan\$	55-47	W
3/5	vs. Penn State\$	64-79	L
^ Waikiki Beach Marriott Rainbow Wahine Showdown, Honolulu, Hawaii			
& Big Ten/ACC Challenge			
\$ Big Ten/Big 12 Challenge			
* Big Ten Conference game			
\$ Big Ten Tournament, Indianapolis, Ind.			

2011-12

Final Record: 11-19**Big Ten Record:** 5-11 (T-9th)**Big Ten Tournament:** First Round**Postseason:** None**Assistant Coaches:** Lisa Cermignano, Michael Peck, Usha Gilmore**Letterwinners:** Macie Blinn, Alexis Burke, Ivory Crawford, Adrienne GodBold, Kersten Magrum, Lydia McCully, Eboni Mitchell, Amber Moore, Kierra Morris, Nia Oden, Karisma Penn, Lana Rukavina, Alexis Smith, Taylor Tuck**Highlights:** Adrienne GodBold was named Big Ten's Sixth Player of the Year after averaging 11.8 points and 4.5 rebounds per game during Big Ten play. Karisma Penn was named third-team All-Big Ten. Penn also became the 24th player in Illinois women's basketball history with 1,000 or more career points. Illinois defeated No. 10 Ohio State, 66-65 on Feb. 9, marking the Illini's first win against a top-10 team since Jan. 26, 2003.

11/11	South Carolina	52-71	L
11/13	at Cleveland State	72-42	W
11/15	Memphis	62-54	W
11/18	at Oregon	74-77	L
11/20	at California	56-80	L
11/24	vs. RV/#18 Green Bay%	62-82	L
11/25	vs. Arizona State%	50-51	L
12/1	at Clemson&	61-50	W
12/7	at Illinois State	66-56	W
12/17	vs. #15/20 Texas Tech#	64-70	L
12/19	vs. Montana State^	68-56	W
12/20	vs. Dayton^	66-80	L
12/28	Alabama A&M	83-65	W
12/30	Michigan*	50-70	L
1/2	#20/21 Purdue*	63-64	L
1/5	at Iowa*	62-69 (OT)	L
1/8	Wisconsin*	67-70	L
1/16	at Northwestern*	58-59	L
1/19	#22/21 Penn State*	65-71	L
1/22	at #10/12 Ohio State*	84-96	L
1/26	at Michigan State*	71-62 (OT)	W
1/29	#19/21 Nebraska*	47-67	L
2/2	Minnesota*	72-67	W
2/5	at #15/17 Purdue*	66-77	L
2/9	#10/10 Ohio State*	66-65	W
2/12	at Indiana*	61-60	W
2/16	at Minnesota*	53-60	L
2/20	Northwestern*	69-57	W
2/26	at Wisconsin*	60-72	L
3/1	Michigan \$	53-68	L

% San Juan Shootout, Guaynabo, Puerto Rico

& Big Ten/ACC Challenge

Big Ten/Big 12 Challenge, United Center, Chicago

^ Las Vegas Holiday Hoops Classic, Las Vegas

* Big Ten Game \$ Big Ten Tournament, Indianapolis, Ind.



HEAD COACH

MATT BOLLANT

THREE YEARS // 43-51 (.431)

2012-13

Final Record: 19-14**Big Ten Record:** 9-7 (T-5th)**Big Ten Tournament:** First Round**Postseason:** Women's NIT Quarterfinals**Associate Head Coach:** Mike Divilbiss**Assistant Coaches:** LaKale Malone, Tianna Kirkland**Letterwinners:** Amber Moore, Ivory Crawford, Alexis Smith, Nia Oden, McKenzie Piper, Taylor Tuck**Highlights:** Karisma Penn was named an honorable mention All-American, as well as a first-team All-Big Ten pick. Adrienne GodBold was named the Big Ten Defensive Player of the Year and was a

ALL-TIME RESULTS

second-team All-Big Ten selection. Penn broke school records for career blocked shots, season offensive rebounds, season free throws made, and season and career free throws attempted. Amber Moore broke school records for season three-pointers made and attempted, and career three-pointers attempted.

11/11	Evansville	84-52	W
11/15	Bradley	77-83	L
11/18	Cleveland State	83-64	W
11/23	vs. Tulsa%	82-75	W
11/24	vs. Iowa State%	50-68	L
11/29	Wake Forest&	95-82	W
12/1	Coloardo	62-69	L
12/5	at Texas Tech	56-75	L
12/9	at Memphis	73-65	W
12/12	Oregon	80-62	W
12/21	Illinois State	68-69	L
12/28	#6/7 Georgia	70-59	W
1/2	#14/14 Purdue*	66-67	L (OT)
1/6	at RV/#24 Ohio State*	79-73	W
1/10	at Northwestern*	65-47	W
1/13	Michigan State*	75-79	L
1/17	at Nebraska*	62-52	W
1/20	Northwestern*	58-62	L
1/28	at Minnesota*	91-86	W
1/31	#24/25 Iowa*	74-62	W
2/3	at Wisconsin*	64-56	W
2/7	at Michigan*	69-72	L
2/10	Minnesota*	76-66	W
2/18	Wisconsin*	60-53	W
2/20	at #7/9 Penn State*	62-95	L
2/23	Indiana*	73-60	W
2/28	Ohio State*	53-64	L
3/3	at Purdue*	65-76	L
3/7	vs. Wisconsin\$	57-58	L
3/21	Miami (Ohio)#	73-60	W
3/25	Eastern Illinois#	62-54	W
3/28	at Toledo#	63-55	W
3/30	at Kansas State#	48-66	L

% Junkanoo Jam, Grand Bahama Island, Bahamas

& Big Ten/ACC Challenge * Big Ten Conference Game

\$ Big Ten Tournament, Indianapolis, Ind.

Women's NIT

2013-14

Final Record: 9-21

Big Ten Record: 2-14 (12th)

Big Ten Tournament: First Round

Postseason: None

Associate Head Coach: Mike Divilbiss

Assistant Coaches: LaKale Malone, Tianna Kirkland

Letterwinners: Amber Moore, Ivory Crawford, Alexis Smith, Nia Oden, Taylor Tuck, Taylor Gleason, Jacqui Grant, Sarah Hartwell, Sarah Livingston, Ashley McConnell

Highlights: Illinois broke the school record for three-pointers made and attempted in the season. Amber Moore broke school records for season three-pointers made and attempted, and career three-pointers made. Moore and Ivory Crawford were named honorable mention All-Big Ten.

11/8	at Bradley	92-98	L
11/12	Valparaiso	87-59	W
11/14	Mississippi Valley State	93-70	W
11/17	Alcorn State	112-28	W
11/21	Southern Illinois	78-43	W
11/28	vs. Arizona State%	60-84	L
11/29	vs. Arkansas State%	70-54	W
11/30	vs. #11/12 North Carolina%	51-87	L
12/4	at RV/RV Georgia Tech&	69-93	L
12/7	at #11/17 Colorado	56-79	L
12/9	Seton Hall	71-70	W
12/21	UT Martin	77-62	W
12/28	at #19/18 Georgia	60-82	L
1/3	Wisconsin*	64-76 (OT)	L
1/6	at Northwestern*	Postponed to 1/15	
1/9	#14/15 Penn State*	76-82	L
1/12	#16/14 Nebraska*	56-75	L
1/15	at Northwestern*	76-74	W
1/18	at RV/-- Michigan*	60-69	L
1/23	at RV/-- Michigan State*	61-51	W
1/27	#19/20 Purdue*	68-80	L
1/30	at Ohio State*	64-90	L

2/2	Indiana*	58-77	L
2/5	#24/RV Michigan State*	53-69	L
2/9	at Minnesota*	61-66	L
2/13	at RV/-- Iowa*	55-69	L
2/16	RV/-- Michigan*	63-70	L
2/22	at Indiana*	61-79	L
2/27	at #16/13 Nebraska*	65-72	L
3/2	#25/-- Iowa*	56-81	L
3/6	vs. #23/RV Iowa\$	62-81	L

% Cancun Challenge, Cancun, Mexico

& Big Ten/ACC Challenge

\$ Big Ten Tournament, Indianapolis, Ind.

* Big Ten Conference Game

2014-15

Final Record: 15-16

Big Ten Record: 6-12 (10th)

Big Ten Tournament: First Round

Postseason: None

Associate Head Coach: Mike Divilbiss

Assistant Coaches: LaKale Malone, Tianna Kirkland

Letterwinners: Ivory Crawford, Chatrice White, Kyley Simmons, Jacqui Grant, Brittany Carter, Amarah Coleman, Taylor Tuck, Brooke Kissinger, Ashley McConnell, Kennedy Cattenheat, Nia Oden, Taylor Gleason, Sarah Hartwell

Highlights: Started the season with a 9-3 record in non-conference play to mark the best non-conference record for the Illini since 2006-07. Illinois' 5-0 start to the season was the best start the Orange and Blue have seen in 12 years. Ivory Crawford and Chatrice White were recognized as All-Big Ten Honorable Mentions.

11/14	IPFW	70-63	W
11/18	Robert Morris	66-48	W
11/20	Memphis	60-58	W
11/23	Southern	62-42	W
11/27	vs. Kentucky %	77-71	W
11/28	vs. USF %	67-61	L
11/29	vs. Oklahoma %	78-76 (OT)	L (OT)
12/03	Virginia	86-63	W
12/06	at Southern Illinois	86-42	W
12/09	at Seton Hall	82-72	L
12/13	at Valparaiso	80-58	W
12/22	Murray State	64-44	W
12/28	Purdue *	62-55	L
01/04	at Penn State *	91-76	W
01/08	Iowa *	73-61	W
01/11	Nebraska *	58-53	L
01/15	at Michigan State *	63-56	L
01/18	at Maryland *	74-54	L
01/22	Northwestern *	68-67	L
01/26	at Michigan *	70-57	L
01/29	at Nebraska *	59-57	L
02/01	Wisconsin *	73-61	L
02/05	Minnesota *	95-69	W
02/08	at Northwestern *	64-58	L
02/11	at Indiana *	85-58	L
02/14	Ohio State *	66-55	W
02/17	at Rutgers *	80-56	L
02/21	at Purdue *	47-46	W
02/25	Michigan State *	67-65	L
02/28	Michigan *	72-60	W
03/05	Nebraska \$	86-71	L

% Paradise Jam, Saint Thomas, Virgin Islands

\$ Big Ten Tournament, Indianapolis, Ind.

* Big Ten Conference Game


[illegible]

ILLINOIS AND THE RANKINGS

ILLINOIS IN THE AP POLL

Illinois has spent 63 weeks in the Associated Press poll, including 44 under Theresa Grentz. The Illini spent 28 straight weeks in the poll from Jan. 27, 1997-Nov. 23, 1998.

Date	Ranking	Date	Ranking
Nov. 29, 1981	19	Pre-season, 1999-2000	12
Dec. 6, 1981	18	Nov. 15, 1999	13
Dec. 13, 1981	15	Nov. 22, 1999	15
Dec. 20, 1981	15	Nov. 29, 1999	10
Dec. 27, 1981	12	Dec. 6, 1999	17
Jan. 3, 1982	15	Dec. 13, 1999	19
Jan. 31, 1982	20	Dec. 20, 1999	18
Dec. 9, 1986	18	Dec. 27, 1999	17
Dec. 16, 1986	15	Jan. 3, 2000	15
Dec. 23, 1986	18	Jan. 10, 2000	12
Dec. 30, 1986	17	Jan. 17, 2000	13
Jan. 6, 1987	19	Jan. 24, 2000	21
Jan. 13, 1987	19	Jan. 31, 2000	23
Jan. 20, 1987	20	Nov. 13, 2000	25
Jan. 27, 1987	19	Nov. 20, 2000	21
Feb. 2, 1987	19	Nov. 27, 2000	24
Dec. 14, 1987	19		
Dec. 21, 1987	20		
Dec. 28, 1987	20		
Jan. 27, 1997	25		
Feb. 3, 1997	18		
Feb. 10, 1997	15		
Feb. 17, 1997	17		
Feb. 24, 1997	18		
March 3, 1997	16		
Final Poll, 1996-97	16		
Pre-Season, 1997-98	7		
Nov. 17, 1997	7		
Nov. 24, 1997	8		
Dec. 1, 1997	6		
Dec. 8, 1997	5		
Dec. 15, 1997	13		
Dec. 22, 1997	13		
Dec. 29, 1997	13		
Jan. 5, 1998	11		
Jan. 12, 1998	8		
Jan. 19, 1998	6		
Jan. 26, 1998	8		
Feb. 2, 1998	12		
Feb. 9, 1998	9		
Feb. 16, 1998	9		
Feb. 23, 1998	13		
March 2, 1998	17		
Final Poll, 1997-98	16		
Pre-season, 1998-99	25		
Nov. 16, 1998	24		
Nov. 23, 1998	25		



Lynette Robinson and the 1981-82 Illini earned the program's first national ranking, No. 19, on Nov. 29, 1981.



Alicia Sheeler helped Illinois reach its highest ever ranking of No. 5 on Dec. 8, 1997.

ALL-TIME SERIES RECORDS

Alabama (1-2)

H 0-1	A 0-1	N 1-0
1-7-1994	L 68-79	Champaign, Ill.
1-10-1995	L 47-84	Tuscaloosa, Ala.
11-29-2009	W 64-55	San Luis Obispo, Calif. !
! Cal Poly Holiday Beach Classic		

Alabama A&M (1-0)

H 1-0	A 0-0	N 0-0
12-28-2011	W 83-65	Champaign, Ill.

Alabama State (1-0)

H 1-0	A 0-0	N 0-0
12-21-2003	W 89-70	Champaign, Ill.

Alcorn State (2-0)

H 1-0	A 0-0	N 1-0
11-24-2000	W 73-56	Lahaina, Hawaii \$
11-17-2013	W 112-28	Champaign, Ill.
\$ Maui Invitational		

Arizona (1-1)

H 0-0	A 0-1	N 1-0
11-28-1980	W 74-41	Albuquerque, N.M.!
12-8-2002	L 73-75	Tucson, Ariz.@
! New Mexico Invitational		
@ Fiesta Bowl Classic		

Arizona State (0-1)

H 0-0	A 0-0	N 0-2
11-25-2011	L 50-51	San Juan, P.R.*
11-28-2013	L 60-84	Cancun, Mexico %
* San Juan Shootout		
% Cancun Challenge		

Arkansas (2-0)

H 1-0	A 1-0	N 0-0
1-9-1996	W 88-64	Champaign, Ill.
1-8-1997	W 100-81	Fayetteville, Ark.

Arkansas-Pine Bluff (1-0)

H 1-0	A 0-0	N 0-0
11-20-2004	W 88-38	Champaign, Ill.

Arkansas State (1-1)

H 0-0	A 0-0	N 1-1
11-23-1996	L 89-95 (OT)	Las Vegas, Nev.!
11-29-2013	W 70-54	Cancun, Mexico %
! UNLV Desert Classic		
% Cancun Challenge		

Auburn (2-3)

H 1-1	A 1-2	N 0-0
3-13-1987	L 58-92	Auburn, Ala.#
12-9-1989	L 53-70	Champaign, Ill.
12-16-1990	L 49-82	Auburn, Ala.
12-30-2000	W 73-56	Auburn, Ala.^
12-29-2002	W 80-68	Champaign, Ill.
^ Big Ten-SEC Challenge		
# NCAA Tournament Second Round		

Augustana, Ill. (1-0)

H 1-0	A 0-0	N 0-0
2-28-1975	W 55-41	Champaign, Ill. @
@ IAIW Tournament, IMPE		

Ball State (3-4)

H 3-1	A 0-1	N 0-2
3-7-1975	L 36-52	Normal, Ill.#
2-14-1975	L 65-76	Champaign, Ill.
3-12-1976	L 56-77	Mt. Pleasant, Mich.#
12-20-1979	W 71-64	Champaign, Ill.
1-27-1981	L 71-89	Muncie, Ind.
12-8-1981	W 113-61	Champaign, Ill.
12-4-1987	W 95-51	Champaign, Ill.
# MAIAW Tournament		

Boise State (0-1)

H 0-0	A 0-0	N 0-1
11-26-1994	L 60-65	Eugene, Ore.!
! Mac Court Classic		

Boston College (1-0)

H 1-0	A 0-0	N 0-0
11-22-1999	W 73-62	Champaign, Ill. &
& Preseason Women's NIT third-place game		

Bowling Green (2-0)

H 1-0	A 1-0	N 0-0
3-11-1987	W 80-64	Champaign, Ill.#
12-29-1990	W 74-42	Bowling Green, Oh.
# NCAA First Round		

Bradley (10-4)

H 5-2	A 5-1	N 0-1
12-22-1982	W 111-87	Champaign, Ill.
12-6-1983	W 75-49	Peoria, Ill.
11-24-1984	W 62-56	Champaign, Ill.
1-2-1989	W 82-56	Champaign, Ill.
12-29-1989	W 80-78	Peoria, Ill.
12-10-2003	W 78-50	Champaign, Ill.
12-7-2004	L 67-70	Champaign, Ill.
12-5-2005	W 80-64	Peoria, Ill.
12-21-2006	W 57-41	Peoria, Ill.
12-6-2008	L 53-71	Chicago, Ill. !
11-22-2009	W 67-45	Champaign, Ill.
11-19-2010	W 73-51	Peoria, Ill.
11-15-2012	L 77-83	Champaign, Ill.
11-8-2013	L 92-98	Peoria, Ill.
! Lexus December to Remember Classic, United Center		

Butler (2-1)

H 2-0	A 0-0	N 0-1
12-14-1996	W 94-62	Champaign, Ill.
11-27-1998	L 65-81	San Diego, Calif.!
11-12-2006	W 65-47	Champaign, Ill.
! University of San Diego Tournament		

California (1-3)

H 0-1	A 1-2	N 0-0
12-30-1985	W 77-69	Berkeley, Calif.
11-26-1990	L 64-67	Champaign, Ill.
12-28-2010	L 61-65	Champaign, Ill.
11-20-2011	L 56-80	Berkeley, Calif.

Cal Poly (2-0)

H 1-0	A 1-0	N 0-0
11-28-2009	W 56-47	San Luis Obispo, Calif. !
11-22-2010	W 104-63	Champaign, Ill.
! Cal Poly Holiday Beach Classic		

Cal State-Fullerton (1-0)

H 1-0	A 0-0	N 0-0
12-5-1987	W 72-61	Champaign, Ill. +
+ Illini Classic		

Cal State-Northridge (1-0)

H 1-0	A 0-0	N 0-0
12-21-1999	W 88-69	Champaign, Ill.

UC-Santa Barbara (1-3)

H 1-2	A 0-1	N 0-0
3-16-1998	W 69-65	Champaign, Ill.#
11-21-1999	L 61-71	Champaign, Ill. &
2-13-2003	L 72-77	Champaign, Ill.
11-28-2003	L 59-70	Santa Barbara, Ca.
# NCAA Tournament Second Round		
& Preseason Women's NIT Semifinal		

Central Michigan (3-2)

H 3-1	A 0-0	N 0-1
2-6-1975	L 38-55	Champaign, Ill.
2-3-1978	L 53-79	Ann Arbor, Mich.
2-1-1984	W 66-63	Champaign, Ill. +
12-28-2004	W 82-44	Champaign, Ill.
11-18-2009	W 77-59	Champaign, Ill.
+ Illini Classic		

University of Chicago (3-0)

H 1-0	A 2-0	N 0-0
1-23-1976	W 64-50	Chicago, Ill.
1-13-1977	W 70-37	Champaign, Ill.
2-23-1978	W 76-46	Chicago, Ill.

Chicago State (4-0)

H 1-0	A 1-0	N 2-0
2-1-1975	W 57-51	Champaign, Ill.
1-24-1976	W 66-50	Chicago, Ill.
3-3-1977	W 76-57	Normal, Ill. @
12-8-2007	W 73-46	Chicago, Ill. !
@ IAIAW Tournament		
! Lexus December to Remember Classic		

Cincinnati (2-2)

H 1-1	A 1-1	N 0-0
11-25-1978	W 69-63	Cincinnati, Ohio*
12-10-1983	L 68-72	Champaign, Ill. +
12-22-1991	L 63-72	Cincinnati, Ohio
12-20-1992	W 82-69	Champaign, Ill.
* Bearcat Classic, Cincinnati, Ohio		
+ Illini Classic		

Clemson (2-2)

H 1-0	A 1-2	N 0-0
3-14-1999	L 51-63	Clemson, S.C.#
11-18-2000	W 80-62	Champaign, Ill.
11-19-2001	L 62-73	Clemson, S.C.
12-1-2011	W 61-50	Clemson, S.C.
# NCAA Tournament Second Round		

Cleveland State (2-0)

H 1-0	A 1-0	N 0-0
11-13-2011	W 72-42	Cleveland, Ohio
11-18-2012	W 83-64	Champaign, Ill.

Colorado (2-4)

H 1-1	A 1-3	N 0-0
11-29-1991	L 65-83	Boulder, Colo. +
1-4-1998	W 88-48	Champaign, Ill.
12-28-1999	L 70-78	Boulder, Colo.
12-4-2010	W 63-59	Boulder, Colo.
12-1-2012	L 62-69	Champaign, Ill.
12-7-2013	L 56-79	Boulder, Colo.
+ Coors Classic		

Connecticut (0-3)

H 0-1	A 0-1	N 0-1
3-22-1997	L 73-78	Iowa City, Iowa#
11-30-1999	L 79-100	Storrs, Conn.
12-10-2000	L 55-97	Champaign, Ill.
# NCAA Sweet 16		

Creighton (1-0)

H 0-0	A 0-0	N 1-0
12-7-1996	W 87-71	Corvallis, Ore.!
! Corvallis Gazette-Times Classic		

Danville JC (2-0)

H 1-0	A 1-0	N 0-0
2-17-1975	W 43-31	Champaign, Ill.
12-11-1975	W 76-43	Danville, Ill.

Dayton (0-3)

H 0-1	A 0-1	N 0-1
12-29-1979	L 64-98	Dayton, Ohio
1-17-1981	L 74-81	Champaign, Ill.
12-20-2011	L 66-80	Las Vegas, Nev.^
^ Las Vegas Holiday Hoops Classic		

DePaul (6-8)

H 6-1	A 0-6	N 0-1
2-15-1979	W 86-63	Champaign, Ill.
1-19-1980	L 54-64	Chicago, Ill.
2-29-1980	L 74-77	Champaign, Ill. @
1-14-1981	W 79-64	Champaign, Ill.
3-7-1981	L 75-87	Chicago, Ill. @
2-6-1982	L 64-79	Chicago, Ill.
12-8-1984	W 77-70	Champaign, Ill.
12-20-1997	W 101-86	Champaign, Ill.
12-11-1998	L 70-77	Chicago, Ill.
12-10-1999	W 74-64	Champaign, Ill.
12-16-2000	L 63-65	Chicago, Ill. +
12-4-2001	L 62-69	Chicago, Ill.
12-4-2002	W 71-67	Champaign, Ill.

12-4-2003	L 81-89	Chicago, Ill.
@ IAIAW State Tournament		
+ United Center		

Detroit Mercy (1-1)

H 0-0	A 0-1	N 1-0
1-12-1980	L 74-90	Detroit, Mich.
12-29-1992	W 85-76	Gainesville, Fla.!
! Lady Gator Classic		

Drake (4-2)

H 3-0	A 1-2	N 0-0
1-10-1980	L 73-92	Des Moines, Iowa
11-29-1981	W 88-73	Des Moines, Iowa!
12-14-1984	W 75-61	Champaign, Ill.
12-21-1986	L 65-78	Des Moines, Iowa
3-14-1997	W 79-62	Champaign, Ill. #
3-24-2008	W 48-44	Champaign, Ill. +
! Harvest Classic		
# NCAA Tournament First Round		
+ Women's NIT		

Duke (3-0)

H 1-0	A 0-0	N 2-0
11-25-1989	W 68-63	Bowling Green, Ky.!
3-16-1997	W 85-67	Champaign, Ill. #
11-30-1997	W 77-65	San Juan, P.R. @
! Western Kentucky Tournament		
# NCAA Tournament Second Round		
@ San Juan Shootout		

Duquesne (2-0)

H 0-0	A 2-0	N 0-0
11-24-1999	W 80-54	Pittsburgh, Pa.
11-27-2001	W 74-71	Pittsburgh, Pa.

Eastern Illinois (10-5)

H 5-2	A 3-2	N 2-1
1-23-1975	W 57-51 (OT)	Champaign, Ill.
2-12-1975	L 54-57	Macomb, Ill.
3-2-1975	L 42-50	Champaign, Ill. @
1-27-1976	W 48-46	Charleston, Ill.
3-4-1976	W 49-33	Macomb, Ill. @
1-24-1977	W 71-45	Champaign, Ill.
3-5-1977	W 70-41	Normal, Ill. @
2-7-1978	L 47-76	Charleston, Ill.
2-1-1979	L 58-64	Champaign, Ill.
2-6-1980	L 75-80	Charleston, Ill.
12-2-1989	W 81-59	Charleston, Ill.
12-19-2001	W 91-49	Champaign, Ill.
11-9-2007	W 86-56	Charleston, Ill.
11-16-2008	W 49-45	Champaign, Ill.
3-25-2013	W 62-54	Champaign, Ill. #
@ IAIAW Tournament		
# Women's NIT		

Eastern Michigan (4-0)

H 4-0	A 0-0	N 0-0
1-22-1982	W 107-73	Champaign, Ill.
12-5-1986	W 94-66	Champaign, Ill.!
12-4-1992	W 80-51	Champaign, Ill.
12-11-2002	W 65-57	Champaign, Ill.
! Illini Classic		

Evansville (1-0)

H 1-0	A 0-0	N 0-0
11-11-2012	W 84-52	Champaign, Ill.

Florida (3-2)

H 2-0	A 0-1	N 1-1
12-30-1992	L 57-72	Gainesville, Fla.!
12-19-1995	W 67-53	Flagstaff, Ariz.\$
12-19-1998	W 97-77	Champaign, Ill. @
12-9-2005	L 64-69	Gainesville, Fla.
12-5-2006	W 80-57	Champaign, Ill.
! Lady Gator Classic		
\$ Woodlands/KVNA Classic		
@ Big Ten/SEC Challenge		

ALL-TIME SERIES RECORDS

Florida State (0-1)

H 0-0	A 0-0	N 0-1
12-7-1990	L 66-78	Charlottesville, Va.!

! University of Virginia Tournament

George Williams (2-0)

H 1-0	A 1-0	N 0-0
12-1-1975	W 44-41	Champaign, Ill.
2-25-1977	W 65-43	Downers Grove, Ill.

Georgia (2-3)

H 2-0	A 0-3	N 0-0
3-15-1986	L 64-103	Athens, Ga. #
1-2-2000	W 82-65	Champaign, Ill.
1-4-2001	L 59-100	Athens, Ga.
12-28-2012	W 70-59	Champaign, Ill.
12-28-2013	L 60-82	Athens, Ga.

NCAA Second Round

Georgia State (1-0)

H 0-0	A 0-0	N 1-0
1-3-1994	W 73-50	Portland, Maine!

! Portland Shootout

Georgia Tech (0-2)

H 0-0	A 0-2	N 0-0
11-25-1995	L 60-70	Atlanta, Ga. !
12-4-2013	L 69-93	Atlanta, Ga. &

! Comfort Inn Downtown Classic
& Big Ten/ACC Challenge

Grand View (1-0)

H 0-0	A 0-0	N 1-0
11-28-1981	W 92-84	Des Moines, Iowa!

! Harvest Classic

Green Bay (4-2)

H 4-0	A 0-1	N 0-1
11-30-1990	W 66-61	Champaign, Ill.
3-14-1997	W 82-58	Champaign, Ill. #
3-15-2001	W 96-79	Champaign, Ill. +
11-22-2002	W 78-65	Champaign, Ill.
12-1-2004	L 43-72	Green Bay, Wis.
11-24-2011	L 62-82	San Juan, P.R.*

NCAA Tournament First Round

+ Women's NIT First Round

* San Juan Shootout

Holy Cross (1-0)

H 0-0	A 0-0	N 1-0
11-30-1986	W 66-60	Syracuse, N.Y. !

! University of Syracuse Tournament

Illinois Central College (5-2)

H 5-0	A 0-2	N 0-0
1-20-1975	L 45-60	E. Peoria, Ill.
1-17-1976	W 59-56	Champaign, Ill.
2-17-1977	W 69-44	Champaign, Ill.
2-1-1978	W 72-60	Champaign, Ill.
2-17-1979	W 67-55	Champaign, Ill.
2-13-1980	L 60-63	E. Peoria, Ill.
12-8-1980	W 67-65	Champaign, Ill.

Illinois-Chicago (14-3)

H 7-1	A 6-0	N 1-2
1-31-1976	W 71-49	Champaign, Ill.
3-6-1976	W 65-58	Macomb, Ill. @
2-26-1977	W 56-41	Chicago, Ill.
3-3-1977	L 51-53	Normal, Ill. @
3-4-1978	L 48-66	Normal, Ill. @
12-8-1979	L 73-74	Champaign, Ill.
1-3-1981	W 84-61	Chicago, Ill.
3-5-1981	W 95-67	Chicago, Ill. @
12-5-1981	W 99-73	Champaign, Ill.
12-1-1982	W 77-64	Champaign, Ill.
12-9-1983	W 66-56	Champaign, Ill. +
12-17-1984	W 64-57	Champaign, Ill.
12-17-1993	W 78-69	Chicago, Ill.
12-21-1994	W 70-56	Champaign, Ill.

11-14-2006	W 53-48	Chicago, Ill.
12-2-2007	W 69-57	Champaign, Ill.
12-18-2010	W 65-56	Chicago, Ill.

@ IIAIW Tournament

+ Illini Classic

Illinois State (21-15)

H 9-6	A 11-7	N 1-2
2-16-1976	L 71-72	Champaign, Ill.
3-5-1976	L 51-65	Macomb, Ill. @
12-11-1976	L 53-93	Normal, Ill.
2-21-1978	W 64-63	Champaign, Ill.
2-24-1979	W 68-67	Normal, Ill.
2-19-1980	L 59-70	Normal, Ill.
2-24-1981	L 81-84	Champaign, Ill.
3-6-1981	L 77-85	Chicago, Ill. @
3-13-1981	L 53-81	Normal, Ill. \$
2-23-1982	W 85-70	Normal, Ill.
12-18-1982	L 66-72	Champaign, Ill.
12-6-1984	L 72-76	Normal, Ill.
12-3-1985	W 81-59	Champaign, Ill.
12-2-1986	W 65-58	Normal, Ill.
12-1-1987	L 59-68	Champaign, Ill.
12-7-1988	W 74-70	Normal, Ill.
12-5-1989	W 67-55	Champaign, Ill.
11-23-1990	L 73-78	Normal, Ill.
11-26-1991	W 75-67	Champaign, Ill.
12-1-1992	W 73-49	Normal, Ill.
11-30-1993	W 91-61	Champaign, Ill.
12-10-1994	W 76-61	Normal, Ill.
12-17-1995	W 76-74	Champaign, Ill.
12-3-1996	L 63-68	Normal, Ill.
12-7-1999	W 80-58	Champaign, Ill.
12-7-2000	W 90-79	Normal, Ill.
12-6-2001	W 75-57	Champaign, Ill.
12-2-2002	W 71-46	Normal, Ill.
12-6-2003	W 85-51	Chicago, Ill. %
12-22-2005	W 82-72	Normal, Ill.
11-24-2009	W 62-51	Champaign, Ill.
3-28-2010	L 51-53	Normal, Ill. +
11-12-2010	L 62-69	Champaign, Ill.
12-7-2011	W 66-56	Normal, Ill.
12-21-2012	L 68-69	Champaign, Ill.

@ IIAIW Tournament

\$ Midwest AIAW Tournament

% United Center

+ Women's NIT

Indiana (30-36)

H 17-13	A 10-21	N 3-2
12-6-1974	L 16-72	Iowa City, Iowa\$
3-6-1975	L 37-78	Normal, Ill. #
1-26-1976	L 51-70	Champaign, Ill.
1-22-1977	L 50-61	Bloomington, Ind.
2-3-1979	L 50-60	Champaign, Ill.
12-12-1979	L 37-63	Bloomington, Ind.
2-13-1982	W 79-64	E. Lansing, Mich. \$
1-14-1983	L 60-79	Bloomington, Ind.
3-6-1983	W 73-61	Champaign, Ill.
1-13-1984	W 73-62	Champaign, Ill.
3-4-1984	L 49-75	Bloomington, Ind.
1-27-1985	L 53-84	Champaign, Ill.
2-22-1985	L 68-72	Bloomington, Ind.
1-26-1986	L 60-72	Champaign, Ill.
2-21-1986	W 69-65	Bloomington, Ind.
1-30-1987	W 67-55	Champaign, Ill.
3-1-1987	W 62-61	Bloomington, Ind.
2-5-1988	L 62-75	Bloomington, Ind.
3-6-1988	W 77-63	Champaign, Ill.
1-20-1989	L 64-71	Champaign, Ill.
2-17-1989	L 63-66	Bloomington, Ind.
1-19-1990	W 78-63	Champaign, Ill.
2-18-1990	L 53-64	Bloomington, Ind.
1-4-1991	W 69-56	Champaign, Ill.
3-9-1991	L 65-73	Bloomington, Ind.
2-7-1992	L 57-77	Champaign, Ill.
3-8-1992	L 68-70	Bloomington, Ind.
1-29-1993	L 53-72	Bloomington, Ind.
2-28-1993	W 63-55	Champaign, Ill.

1-28-1994	L 42-64	Champaign, Ill.
2-27-1994	L 69-72	Bloomington, Ind.
1-13-1995	L 59-84	Bloomington, Ind.
2-12-1995	W 85-79 (OT)	Champaign, Ill.
1-12-1996	W 73-63	Champaign, Ill.
2-11-1996	W 78-64	Bloomington, Ind.
3-1-1996	W 84-70	Indianapolis, Ind.\$
1-19-1997	W 90-81	Champaign, Ill.
1-19-1998	L 67-80	Bloomington, Ind.
1-3-1999	W 96-65	Champaign, Ill.
2-24-1999	W 104-69	Bloomington, Ind.
1-9-2000	W 91-61	Champaign, Ill.
2-27-2000	W 72-62	Bloomington, Ind.
2-22-2001	W 54-50	Bloomington, Ind.
2-21-2002	L 66-70	Champaign, Ill.
1-3-2003	W 63-58	Champaign, Ill.
3-2-2003	L 82-85 (OT)	Bloomington, Ind.
1-22-2004	L 56-63	Champaign, Ill.
2-8-2004	W 64-52	Bloomington, Ind.
1-27-2005	W 53-43	Champaign, Ill.
1-26-2006	L 48-63	Bloomington, Ind.
1-7-2007	L 64-71	Champaign, Ill.
2-18-2007	L 68-81	Bloomington, Ind.
1-6-2008	L 62-70	Bloomington, Ind.
2-10-2008	W 73-62	Champaign, Ill.
1-25-2009	W 61-52	Champaign, Ill.
2-8-2009	W 66-59	Bloomington, Ind.
1-7-2010	L 48-50	Bloomington, Ind.
2-7-2010	L 54-67	Champaign, Ill.
3-4-2010	W 59-53	Indianapolis, Ind. +
1-13-2011	W 74-67	Bloomington, Ind.
2-10-2011	L 52-59	Champaign, Ill.
2-12-2012	W 61-60	Bloomington, Ind.
2-23-2013	W 73-60	Champaign, Ill.
2-3-2014	L 58-77	Champaign, Ill.
2-22-2014	L 61-79	Bloomington, Ind.
2-11-2015	L 85-58	Bloomington, Ind.

\$ Big Ten Invitational

Midwest AIAW Tournament

+ Big Ten Tournament

IUPUI (1-0)

H 1-0	A 0-0	N 0-0
2-18-1978	W 87-50	Champaign, Ill.

IPFW (4-0)

H 3-0	A 1-0	N 0-0
2-22-2005	W 86-37	Champaign, Ill.
12-17-2006	W 74-47	Champaign, Ill.
11-14-2008	W 64-44	Fort Wayne, Ind.
11-14-14	W 70-63	Champaign, Ill.

Indiana State (2-6)

H 1-2	A 1-3	N 0-1
12-4-1975	L 65-69	Champaign, Ill.
3-11-1976	L 61-71	Mt. Pleasant, Mich.\$
12-9-1976	L 58-71	Terre Haute, Ind.
12-13-1977	L 53-71	Champaign, Ill.
12-12-1978	L 74-86	Terre Haute, Ind.
1-24-1980	W 80-76	Champaign, Ill.
2-2-1981	W 83-68	Terre Haute, Ind.
3-16-2005	L 60-72	Terre Haute, Ind. @

\$ Midwest Regional

@ Women's NIT First Round

Iowa (18-52)

H 12-21	A 5-27	N 1-4
12-7-1974	L 46-62	Iowa City, Iowa!
2-6-1976	L 54-63	Champaign, Ill.!
1-15-1977	W 64-58	Champaign, Ill.
2-10-1977	W 53-40	W. Lafayette, Ind.!
1-21-1978	W 62-60	Iowa City, Iowa
1-20-1979	W 60-53	Champaign, Ill.
1-9-1980	L 44-71	Iowa City, Iowa
12-30-1980	W 78-76	Champaign, Ill. +
12-12-1981	W 76-51	Iowa City, Iowa
2-4-1983	W 71-69	Iowa City, Iowa
2-14-1983	W 71-69	Champaign, Ill.
2-3-1984	W 64-55	Champaign, Ill.
2-12-1984	L 65-74	Iowa City, Iowa

1-6-1985	L 61-66	Champaign, Ill.
3-7-1985	L 66-79	Iowa City, Iowa
1-7-1986	L 57-74	Iowa City, Iowa
3-6-1986	W 78-68	Champaign, Ill.
1-16-1987	L 53-80	Iowa City, Iowa
2-15-1987	L 64-70	Champaign, Ill.
1-22-1988	L 63-90	Champaign, Ill.
2-21-1988	L 36-87	Iowa City, Iowa
1-13-1989	L 64-82	Champaign, Ill.
2-12-1989	L 50-82	Iowa City, Iowa
1-12-1990	L 51-85	Iowa City, Iowa
2-9-1990	L 51-59	Champaign, Ill.
1-11-1991	L 47-63	Iowa City, Iowa
2-10-1991	L 43-63	Champaign, Ill.
1-31-1992	L 42-68	Iowa City, Iowa
3-1-1992	L 36-56	Champaign, Ill.
1-15-1993	L 57-65	Champaign, Ill.
2-14-1993	L 58-77	Iowa City, Iowa
1-14-1994	L 37-53	Iowa City, Iowa
2-13-1994	L 52-55	Champaign, Ill.
12-28-1994	L 51-59	Iowa City, Iowa
2-26-1995	L 61-69	Champaign, Ill.
12-27-1995	L 64-73	Champaign, Ill.
2-25-1996	L 55-73	Iowa City, Iowa
3-2-1996	L 56-74	Indianapolis, Ind.\$
1-31-1997	W 83-75	Champaign, Ill.
3-3-1997	L 56-63	Indianapolis, Ind.\$
10-30-1998	L 71-82	Iowa City, Iowa
12-28-1998	L 86-89	Iowa City, Iowa
2-21-1999	W 86-73	Champaign, Ill.
1-7-2000	W 86-60	Champaign, Ill.
2-13-2000	L 73-80	Iowa City, Iowa
2-25-2001	L 64-75	Champaign, Ill.
3-3-2001	L 79-86	Gr. Rapids, Mich.\$
2-24-2002	L 71-79	Iowa City, Iowa
2-2-2003	W 82-72	Iowa City, Iowa
2-9-2003	W 73-58	Champaign, Ill.
1-2-2004	L 73-91	Iowa City, Iowa
2-29-2004	L 64-89	Champaign, Ill.
1-2-2005	L 58-72	Champaign, Ill.
2-24-2005	L 63-87	Iowa City, Iowa
1-1-2006	L 65-84	Iowa City, Iowa
2-23-2006	L 60-71	Champaign, Ill.
2-15-2007	W 74-69	Iowa City, Iowa
1-21-2008	L 58-60	Champaign, Ill.
1-15-2009	L 62-72	Champaign, Ill.
2-26-2009	L 56-69	Iowa City, Iowa
1-21-2010	L 65-74	Champaign, Ill.
2-14-2010	L 67-77	Iowa City, Iowa
1-30-2011	L 69-80	Champaign, Ill.
2-24-2011	L 64-83	Iowa City, Iowa
1-5-2012	L 62-69 (OT)	Iowa City, Iowa
1-31-2013	W 74-62	Champaign, Ill.
1-13-2014	L 55-69	Iowa City, Iowa
3-2-2014	L 56-81	Champaign, Ill.
3-6-2014	L 62-81	Indianapolis, Ind. \$
1-8-2015	W 73-61	Champaign, Ill.

! Big Ten Invitational

\$ Big Ten Tournament

+ Illini Classic

Iowa State (2-6)

H 1-2	A 1-3	N 0-1
1-6-1979	L 54-76	Ames, Iowa
1-3-1980	L 66-68	Champaign, Ill.
1-24-1981	W 80-79	Ames, Iowa
12-21-1981	W 86-60	Champaign, Ill.
11-26-1983	L 58-59	Ames, Iowa
12-2-1988	L 52-60	Champaign, Ill. +
3-19-2000	L 68-79	Ames, Iowa #
11-24-2012	L 68-50	Bahamas \$

+ Illini Classic

ALL-TIME SERIES RECORDS

James Madison (1-0)

H 0-0	A 0-0	N 1-0
11-23-2001	W 85-45	Moraga, Calif.!
! St. Mary's Holiday Inn Select Classic		

Kansas (1-1)

H 0-0	A 0-1	N 1-0
12-18-1999	W 61-59	Chicago, Ill. +
11-28-2000	L 60-73	Lawrence, Kan.
+ United Center		

Kansas State (0-3)

H 0-0	A 0-2	N 0-1
1-8-1981	L 52-67	Wichita, Kan.!
3-22-2007	L 51-66	Manhattan, Kan.+
3-30-2013	L 48-66	Manhattan, Kan. #
! Pizza Hut Classic		
+ Women's NIT Round of 16		
# Women's NIT Quarterfinals		

Kent State (2-1)

H 2-0	A 0-0	N 0-1
11-23-1981	W 89-62	Champaign, Ill. !
1-2-1983	W 82-60	Champaign, Ill.
1-2-1994	L 91-97	Portland, Maine +
! Illini Classic		
+ Portland, Shootout		

Kentucky (4-2)

H 2-0	A 1-2	N 1-0
3-14-1982	L 80-88	Lexington, Ky. #
12-21-1984	L 60-77	Lexington, Ky.
12-7-1985	W 78-74	Champaign, Ill.
12-14-1986	W 78-76	Lexington, Ky.
12-18-1988	W 84-71	Champaign, Ill.
11-27-15	W 77-71	St. Thomas, V.I. %
# NCAA Tournament First Round		
% Paradise Jam		

Lafayette (1-0)

H 0-0	A 0-0	N 1-0
12-8-1990	W 74-56	Charlottesville, Va.!
! University of Virginia Tournament		

Long Beach State (2-1)

H 1-0	A 0-1	N 1-0
1-13-1982	W 97-91 (30T)	Champaign, Ill.
12-21-1983	L 54-63	Long Beach, Calif.
11-26-2010	W 69-48	Honolulu, Hawaii @
@ Rainbow Wahine Showdown		

Louisiana Tech (1-1)

H 0-1	A 1-0	N 0-0
11-24-2003	L 61-67	Champaign, Ill.
12-4-2004	W 71-65 (OT)	Ruston, La.

Louisville (5-2)

H 3-0	A 0-2	N 2-0
2-2-1980	L 64-74	Louisville, Ky.
12-14-1982	W 62-57	Champaign, Ill.
11-29-1986	W 88-61	Syracuse, N.Y. !
12-5-1992	W 65-51	Champaign, Ill.
12-5-1994	W 82-75 (OT)	Champaign, Ill.
12-4-1995	L 57-69	Louisville, Ky.
3-12-1999	W 69-67	Clemson, S.C. #
! Syracuse University Tournament		
# NCAA Tournament First Round		

Loyola (Chicago) (5-1)

H 4-1	A 1-0	N 0-0
12-29-1980	W 90-63	Champaign, Ill. +
11-20-1981	W 79-66	Champaign, Ill.
11-30-1984	L 71-72 OT	Champaign, Ill. +
12-4-1994	W 77-67	Champaign, Ill.
11-18-2005	W 79-39	Chicago, Ill.
11-18-2006	W 87-59	Champaign, Ill.
+ Illini Classic		

Maine (1-0)

H 1-0	A 0-0	N 0-0
12-3-1994	W 72-68	Champaign, Ill.

Manhattan College (1-0)

H 0-0	A 0-0	N 1-0
12-30-1984	W 77-62	Miami, Fla. !
! Women's Court Classic		

Marquette (2-5)

H 2-1	A 0-4	N 0-0
12-7-1997	W 99-68	Champaign, Ill.
12-13-1998	L 68-81	Milwaukee, Wis.
3-17-2006	L 44-64	Milwaukee, Wis. +
3-26-2008	L 64-72	Milwaukee, Wis. +
12-9-2009	L 55-65	Champaign, Ill.
3-22-2010	W 74-72 (OT)	Champaign, Ill. +
12-21-10	L 56-73	Milwaukee, Wis.
+ Women's NIT		

Maryland (0-4)

H 0-0	A 0-2	N 0-2
11-26-1982	L 62-73	College Park, Md.
12-29-1987	L 65-85	Miami, Fla. !
11-28-2008	L 52-79	Cancun, Mexico +
1-18-15	L 74-54	College Park, Md.
! Orange Bowl Classic		
+ Cancun Caribbean Challenge MTE		

Memphis (4-1)

H 3-0	A 1-1	N 0-0
12-30-1982	L 62-102	Memphis, Tenn.
12-3-1983	W 65-58	Champaign, Ill.
11-15-2011	W 62-54	Champaign, Ill.
12-9-2012	W 73-65	Memphis, Tenn.
11-20-2014	W 60-58	Champaign, Ill.

Miami (Fla.) (2-0)

H 1-0	A 1-0	N 0-0
12-14-1985	W 73-47	Champaign, Ill. +
12-30-1987	W 85-83	Miami, Fla. !
+ Illini Classic		
! Orange Bowl Classic		

Miami (Ohio) (3-2)

H 3-1	A 0-1	N 0-0
12-28-1979	L 71-73	Oxford, Ohio
12-6-1980	W 90-70	Champaign, Ill.
12-19-1993	L 66-78	Champaign, Ill.
12-19-1994	W 65-63	Champaign, Ill.
3-21-13	W 73-60	Champaign, Ill. #
# Women's NIT First Round		

Michigan (41-31)

H 21-11	A 17-16	N 3-4
2-4-1978	L 76-81	Ann Arbor, Mich.
2-10-1978	W 79-55	W. Lafayette, Ind. !
1-27-1979	L 57-58	Champaign, Ill.
12-15-1979	W 75-69	Ann Arbor, Mich.
12-20-1980	W 95-74	Champaign, Ill.
2-27-1982	L 93-101	Ann Arbor, Mich.
1-30-1983	W 72-67	Champaign, Ill.
2-18-1983	W 97-77	Ann Arbor, Mich.
1-29-1984	W 67-66	Ann Arbor, Mich.
2-17-1984	W 69-57	Champaign, Ill.
1-11-1985	W 71-62	Ann Arbor, Mich.
2-10-1985	W 88-65	Champaign, Ill.
1-10-1986	W 89-61	Champaign, Ill.
2-9-1986	W 85-64	Ann Arbor, Mich.
1-4-1987	W 76-71	Ann Arbor, Mich.
3-5-1987	W 74-65	Champaign, Ill.
1-10-1988	L 68-76	Champaign, Ill.
3-10-1988	L 63-65	Ann Arbor, Mich.
2-5-1989	L 67-74	Ann Arbor, Mich.
3-3-1989	W 64-60	Champaign, Ill.
2-5-1989	L 67-74	Ann Arbor, Mich.
3-3-1989	W 64-60	Champaign, Ill.
2-4-1990	L 62-71	Champaign, Ill.
3-2-1990	L 62-76	Ann Arbor, Mich.
1-20-1991	W 81-66	Champaign, Ill.

2-15-1991	L 61-67	Ann Arbor, Mich.
1-12-1992	W 71-56	Ann Arbor, Mich.
3-12-1992	W 78-67	Champaign, Ill.
2-5-1993	W 82-62	Champaign, Ill.
3-5-1993	W 92-70	Ann Arbor, Mich.
2-4-1994	W 77-62	Ann Arbor, Mich.
3-4-1994	W 73-56	Champaign, Ill.
1-20-1995	W 68-64	Ann Arbor, Mich.
2-5-1995	L 69-74	Champaign, Ill.
1-19-1996	W 92-77	Champaign, Ill.
2-4-1996	W 84-73	Ann Arbor, Mich.
1-12-1997	L 87-93	Ann Arbor, Mich.
1-11-1998	W 66-63	Champaign, Ill.
2-12-1998	L 79-81	Ann Arbor, Mich.
1-5-1999	W 75-65 (OT)	Champaign, Ill.
2-27-1999	W 86-73	Indianapolis, Ind. +
1-17-2000	L 69-86	Champaign, Ill.
2-3-2000	L 59-70	Ann Arbor, Mich.
12-28-2000	L 57-68	Champaign, Ill.
2-11-2001	L 60-74	Ann Arbor, Mich.
12-28-2001	W 85-81	Ann Arbor, Mich.
1-27-2002	W 92-78	Champaign, Ill.
2-28-2002	L 65-83	Indianapolis, Ind. +
1-5-2003	W 89-57	Ann Arbor, Mich.
3-6-2003	L 59-83	Indianapolis, Ind. +
2-1-2004	W 94-78	Champaign, Ill.
3-4-2004	L 58-62	Indianapolis, Ind. +
12-30-2004	W 65-63	Ann Arbor, Mich.
2-27-2005	W 65-56	Champaign, Ill.
12-29-2005	W 67-48	Champaign, Ill.
2-26-2006	W 67-57	Ann Arbor, Mich.
1-4-2007	W 70-51	Ann Arbor, Mich.
2-1-2007	W 65-44	Champaign, Ill.
2-4-2008	W 66-61	Ann Arbor, Mich.
2-24-2008	L 52-55	Champaign, Ill.
1-8-2009	L 44-52	Ann Arbor, Mich.
1-28-2010	L 48-64	Champaign, Ill.
2-6-2011	L 59-69	Ann Arbor, Mich.
2-27-2011	L 55-58	Champaign, Ill.
3-4-2011	W 55-47	Indianapolis, Ind. +
12-30-2011	L 50-70	Champaign, Ill.
3-1-2012	L 53-68	Indianapolis, Ind. +
2-7-2013	L 69-72	Ann Arbor, Mich.
1-18-2014	L 60-69	Ann Arbor, Mich.
2-16-2014	L 63-70	Champaign, Ill.
1-26-15	L 70-57	Ann Arbor, Mich.
2-28-15	W 72-60	Champaign, Ill.
! Big Ten Invitational		
+ Big Ten Tournament		

Michigan State (28-39)

H 15-15	A 10-21	N 3-3
2-11-1977	L 43-72	W. Lafayette, Ind. !
2-11-1978	L 44-57	W. Lafayette, Ind. !
1-5-1980	L 58-72	East Lansing, Mich.
1-31-1981	W 90-79	Champaign, Ill.
1-16-1982	L 73-77	East Lansing, Mich.
2-12-1982	W 79-64	East Lansing, Mich.
1-28-1983	W 72-60	Champaign, Ill.
2-20-1983	L 61-64	East Lansing, Mich.
1-27-1984	L 81-89 (OT)	East Lansing, Mich.
2-19-1984	L 64-71	Champaign, Ill.
1-13-1985	W 88-86	East Lansing, Mich.
2-8-1985	W 73-64	Champaign, Ill.
1-12-1986	W 81-72	Champaign, Ill.
2-7-1986	W 88-86	East Lansing, Mich.
1-2-1987	W 76-66	East Lansing, Mich.
3-7-1987	L 65-67	Champaign, Ill.
1-8-1988	L 50-57	Champaign, Ill.
3-12-1988	L 68-81	East Lansing, Mich.
2-3-1989	L 48-66	East Lansing, Mich.
3-5-1989	W 64-60	Champaign, Ill.
2-2-1990	W 70-65	Champaign, Ill.
3-4-1990	L 62-66	East Lansing, Mich.
1-18-1991	L 60-72	Champaign, Ill.
2-17-1991	L 48-77	East Lansing, Mich.
1-10-1992	L 68-74	East Lansing, Mich.
3-14-1992	W 83-69	Champaign, Ill.
2-7-1993	W 78-65	Champaign, Ill.
3-7-1993	L 69-85	East Lansing, Mich.

2-6-1994	L 56-71	East Lansing, Mich.
3-6-1994	W 81-74	Champaign, Ill.
2-17-1995	L 65-94	Champaign, Ill.
2-16-1996	L 61-67	East Lansing, Mich.
1-3-1997	W 90-81	Champaign, Ill.
2-16-1997	L 75-78	East Lansing, Mich.
3-2-1997	W 77-66	Indianapolis, Ind. +
1-2-1998	W 82-67	East Lansing, Mich.
2-15-1998	W 98-51	Champaign, Ill.
1-24-1999	W 82-60	East Lansing, Mich.
1-30-2000	W 86-66	Champaign, Ill.
3-3-2000	W 72-67	Indianapolis, Ind.
1-14-2001	W 72-59	East Lansing, Mich.
2-18-2001	W 52-50	Champaign, Ill.
1-3-2002	W 72-66	Champaign, Ill.
2-9-2002	L 57-62	East Lansing, Mich.
3-16-2002	L 57-70	Champaign, Ill. \$
2-24-2003	W 75-65	East Lansing, Mich.
1-29-2004	L 56-58	Champaign, Ill.
1-19-2005	L 42-62	Champaign, Ill.
2-6-2005	L 59-68	East Lansing, Mich.
3-4-2005	L 50-61 (OT)	Indianapolis, Ind. +
1-19-2006	L 61-72	East Lansing, Mich.
2-5-2006	L 51-57	Champaign, Ill.
2-4-2007	L 70-80	East Lansing, Mich.
2-22-2007	W 56-46	Champaign, Ill.
1-24-2008	L 62-65	Champaign, Ill.
2-28-2008	L 46-54	East Lansing, Mich.
3-8-2008	W 55-41	Indianapolis, Ind. +
2-5-2009	L 50-63	Champaign, Ill.
2-18-2010	L 43-64	East Lansing, Mich.
1-2-2011	L 57-70	East Lansing, Mich.
2-20-2011	L 56-69	Champaign, Ill.
1-26-2012	W 71-62 (OT)	East Lansing, Mich.
1-13-2013	L 75-79	Champaign, Ill.
1-23-2014	W 61-51	East Lansing, Mich.
2-5-2014	L 53-69	Champaign, Ill.
1-15-15	L 63-56	East Lansing, Mich.
2-25-15	L 67-65	Champaign, Ill.
! Big Ten Invitational		
+ Big Ten Tournament		
\$ Women's NIT		

Milwaukee (2-0)

H 1-0	A 1-0	N 0-0
11-11-2007	W 63-43	Champaign, Ill.
12-10-2008	W 63-61	Milwaukee, Wis.

Minnesota (36-25)

H 22-8	A 12-16	N 2-1
12-7-1974	L 50-53	Iowa City, Iowa!
2-7-1976	W 62-52	Champaign, Ill.
2-12-1977	W 57-45	W. Lafayette, Ind.!
1-7-1983	L 75-91	Champaign, Ill.
3-12-1983	L 65-89	Minneapolis, Minn.
1-6-1984	L 57-71	Minneapolis, Minn.
3-10-1984	L 67-71	Champaign, Ill.
1-4-1985	L 61-77	Champaign, Ill.
3-9-1985	L 67-74	Minneapolis, Minn.
1-3-1986	W 82-63	Minneapolis, Minn.
3-8-1986	W 79-68	Champaign, Ill.
1-18-1987	W 79-59	Minneapolis, Minn.
2-13-1987	W 64-60	Champaign, Ill.
1-24-1988	L 55-59	Champaign, Ill.
2-19-1988	W 82-79	Minneapolis, Minn.
1-15-1989	W 71-60	Champaign, Ill.
2-10-1989	L 58-78	Minneapolis, Minn.
1-14-1990	L 71-84	Minneapolis, Minn.
2-11-1990	W 86-62	Champaign, Ill.
1-13-1991	W 78-60	Minneapolis, Minn.
2-8-1991	W 71-63	Champaign, Ill.
2-2-1992	L 70-82	Minneapolis, Minn.
2-28-1992	W 72-61	Champaign, Ill.
1-17-1993	L 56-66	Minneapolis, Minn.
1-16-1994	W 88-78	Champaign, Ill.
1-15-1995	W 68-54	Champaign, Ill.
2-10-1995	L 46-92	Minneapolis, Minn.
1-14-1996	W 87-76	Minneapolis, Minn.
2-9-1996	W 96-71	Champaign, Ill.
1-10-1997	W 89-85 (OT)	Minneapolis, Minn.

ALL-TIME SERIES RECORDS

2-9-1997	W	95-76	Champaign, Ill.
3-1-1997	W	98-76	Indianapolis, Ind. +
1-9-1998	W	86-60	Champaign, Ill.
2-8-1998	W	75-67	Minneapolis, Minn.
1-29-1999	W	88-69	Minneapolis, Minn.
2-6-2000	W	81-49	Champaign, Ill.
1-28-2001	W	81-88	Minneapolis, Minn.
2-4-2001	W	101-71	Champaign, Ill.
1-3-2002	L	75-89	Minneapolis, Minn.
1-31-2002	L	76-79 (OT)	Champaign, Ill.
1-9-2003	L	62-77	Minneapolis, Minn.
1-26-2003	W	94-80	Champaign, Ill.
1-15-2004	L	59-74	Minneapolis, Minn.
2-15-2004	L	54-63	Champaign, Ill.
1-23-2005	L	68-80	Minneapolis, Minn.
2-2-2006	L	49-64	Champaign, Ill.
12-31-2006	L	61-70	Minneapolis, Minn.
1-18-2007	W	64-54	Champaign, Ill.
1-10-2008	W	66-57	Champaign, Ill.
2-7-2008	L	56-61	Minneapolis, Minn.
1-3-2009	L	48-52	Champaign, Ill.
3-1-2009	W	61-50	Minneapolis, Minn.
1-10-2010	W	64-62	Champaign, Ill.
1-31-2010	W	61-48	Minneapolis, Minn.
12-30-2010	W	64-50	Champaign, Ill.
2-2-2012	W	72-67	Champaign, Ill.
2-16-2012	L	53-60	Minneapolis, Minn.
1-28-2013	W	91-86	Minneapolis, Minn.
2-10-2013	W	76-66	Champaign, Ill.
2-9-2014	L	61-66	Minneapolis, Minn.
2-5-2015	W	95-69	Champaign, Ill.
! Big Ten Invitational			
+ Big Ten Tournament			

Mississippi (0-2)

H 0-0	A 0-1	N 0-1	
12-2-2006	L	50-75	Oxford, Miss.
11-28-2010	L	70-61	Honolulu, Hawaii @
@ Rainbow Wahine Showdown			

Mississippi Valley State (1-0)

H 1-0	A 0-0	N 0-0	
11-14-2013	W	93-70	Champaign, Ill.

Mississippi State (1-2)

H 0-1	A 1-0	N 0-1	
3-17-2001	L	77-86	Champaign, Ill. +
12-14-2002	L	67-72	Chicago, Ill. #
1-4-2004	W	75-72	Starkville, Miss.
+ Women's NIT Second Round			
\$ United Center			

Missouri (8-3)

H 2-2	A 3-1	N 3-0	
12-3-1990	L	55-68	Champaign, Ill.
12-10-1991	L	60-76	Columbia, Mo.
1-3-1992	L	54-80	Champaign, Ill.
12-21-1993	W	96-84	Columbia, Mo.
12-6-1995	W	72-54	Champaign, Ill.
11-30-1996	W	82-66	Columbia, Mo.
12-20-2000	W	92-74	St. Louis, Mo. +
12-22-2001	W	74-53	St. Louis, Mo. +
12-21-2002	W	70-67	St. Louis, Mo. +
12-19-2007	W	66-52	Columbia, Mo.
11-19-2008	W	65-55	Champaign, Ill.
+ Busch Braggins' Rights Game			

Missouri State* (2-1)

H 1-0	A 1-1	N 0-0	
12-10-1996	W	85-63	Champaign, Ill.
12-10-1997	L	62-77	Springfield, Mo.
3-25-2010	W	65-53	Springfield, Mo. \$
\$ Women's NIT Tournament			
* Missouri State was Southwest Missouri State prior to 2005			

Missouri-St. Louis (1-1)

H 1-0	A 0-1	N 0-0	
2-10-1976	L	57-63	St. Louis, Mo.
12-1-1977	W	72-29	Champaign, Ill.

Montana (0-1)

H 0-0	A 0-0	N 0-1	
11-26-2008	L	57-59 (OT)	Cancun, Mexico !
! Cancun Caribbean Challenge MTE			

Montana State (1-0)

H 0-0	A 0-0	N 1-0	
12-19-2011	W	68-56	Las Vegas, Nev. ^
^Las Vegas Holiday Hoops Classic			

Montclair State (1-0)

H 0-0	A 1-0	N 0-0	
12-31-1981	W	78-72	Upper Montclair, N.J.

Morehead State (0-1)

H 0-0	A 0-0	N 0-1	
11-24-1978	L	72-89	Cincinnati, Ohio !
! Bearcat Classic, Cincinnati, Ohio			

Murray State (1-0)

H 1-0	A 0-0	N 0-0	
12-22-2014	W	64-44	Champaign, Ill.

Nebraska (3-9)

H 1-3	A 1-5	N 1-1	
3-3-1982	L	86-89	Lincoln, Neb.
12-13-1985	W	89-53	Champaign, Ill. +
12-30-1986	W	100-87	Palo Alto, Calif. !
12-14-1991	L	56-76	Champaign, Ill. +
12-9-1992	L	67-84	Lincoln, Neb.
1-29-2012	L	47-67	Champaign, Ill.
1-17-2013	W	62-52	Lincoln, Neb.
1-12-2014	L	56-75	Champaign, Ill.
2-27-2014	L	65-72	Lincoln, Neb.
1-11-2015	L	58-53	Champaign, Ill.
1-29-2015	L	59-57	Lincoln, Neb.
3-5-2015	L	86-71	Hoffman Estates, Ill. #

+ Illini Classic

! Stanford Tournament

Big Ten Tournament

New Mexico (2-0)

H 0-0	A 1-0	N 1-0	
11-29-1980	W	58-52	Albuquerque, N.M.
1-9-1981	W	84-61	Wichita, Kan. !
! Pizza Hut Classic			

North Carolina (0-5)

H 0-0	A 0-0	N 0-5	
11-26-1988	L	72-94	Honolulu, Hawaii !
3-21-1998	L	74-80	Nashville, Tenn. #
12-20-2008	L	59-68	Myrtle Beach, S.C. +
11-27-2010	L	58-87	Honolulu, Hawaii @
11-30-2013	L	51-87	Cancun, Mexico %
! Wahine Classic			
# NCAA Tournament Sweet 16			
+ Carolina Challenge			
@ Rainbow Wahine Showdown			
% Cancun Challenge			

North Carolina State (0-2)

H 0-1	A 0-1	N 0-0	
11-29-2007	L	47-61	Raleigh, N.C. !
12-1-2010	L	57-73	Champaign, Ill.
! Big Ten/ACC Challenge			

North Texas (1-0)

H 0-0	A 0-0	N 1-0	
12-7-2002	W	92-68	Tucson, Ariz. \$
\$ Fiesta Bowl Classic			

Northern Arizona (0-1)

H 0-0	A 0-1	N 0-0	
12-20-1995	L	73-85	Flagstaff, Ariz. \$
\$ Woodlands/KVNA Classic			

Northern Colorado (1-1)

H 1-0	A 0-1	N 0-0	
11-23-2005	L	55-65	Greeley, Colo.

11-22-2006	W	76-39	Champaign, Ill.
------------	---	-------	-----------------

Northern Illinois (8-4)			
H 6-1	A 2-2	N 0-1	
2-22-1975	W	53-35	Champaign, Ill.
3-1-1975	W	46-44	Champaign, Ill. @
2-24-1976	W	57-45	DeKalb, Ill.
2-19-1977	W	65-26	Champaign, Ill.
2-21-1981	W	105-74	Champaign, Ill.
1-26-1982	W	75-61	DeKalb, Ill.
11-27-1982	L	72-75	Des Moines, Iowa !
12-16-1983	W	79-46	Champaign, Ill.
1-5-1989	L	87-92	Champaign, Ill.
12-16-1990	L	93-110	DeKalb, Ill.
11-29-2005	W	57-43	Champaign, Ill.
11-20-2006	L	63-69	DeKalb, Ill.

@ IIAW Tournament

! Harvest Classic

Northern Iowa (0-2)

H 0-0	A 0-0	N 0-2	
12-2-2000	L	70-74	Cedar Rapids, Iowa
11-26-2005	L	47-71	Boulder, Colo. +
+ Coors Classic Tournament			

Northern Kentucky (0-1)

H 0-0	A 0-1	N 0-0	
2-1-1980	L	78-82	Highland Hts., Ky.

Northwestern (34-37)

H 18-16	A 13-19	N 3-2	
2-21-1976	W	52-30	Champaign, Ill.
2-14-1977	L	63-65	Evanston, Ill.
2-2-1978	L	60-80	Champaign, Ill.
2-2-1979	L	65-84	Evanston, Ill.
3-2-1979	L	56-67	Carbondale, Ill. !
2-9-1980	L	53-71	Madison, Wis. \$
2-23-1980	L	73-90	Champaign, Ill.
2-7-1981	L	60-71	Evanston, Ill.
2-2-1982	L	90-95	Champaign, Ill.
2-6-1983	L	67-91	Champaign, Ill.
2-11-1983	L	80-92	Evanston, Ill.
2-5-1984	L	61-66	Champaign, Ill.
2-10-1984	L	53-61	Evanston, Ill.
1-20-1985	W	67-65	Champaign, Ill.
2-15-1985	L	68-81	Evanston, Ill.
1-19-1986	L	61-75	Evanston, Ill.
2-14-1986	W	72-64	Champaign, Ill.
1-11-1987	W	78-69	Champaign, Ill.
2-6-1987	L	58-71	Evanston, Ill.
1-17-1988	L	51-71	Evanston, Ill.
2-12-1988	L	59-72	Champaign, Ill.
1-29-1989	W	81-73	Champaign, Ill.
2-26-1989	W	72-65	Evanston, Ill.
1-28-1990	L	48-71	Evanston, Ill.
2-26-1990	L	55-57	Champaign, Ill.
1-27-1991	L	74-85	Evanston, Ill.
2-19-1991	L	82-91	Champaign, Ill.
1-26-1992	W	70-58	Champaign, Ill.
2-21-1992	L	61-75	Evanston, Ill.
1-20-1993	L	76-85	Champaign, Ill.
2-17-1993	L	76-80	Evanston, Ill.
1-19-1994	L	70-78	Evanston, Ill.
2-16-1994	L	65-76	Champaign, Ill.
1-3-1995	L	57-76	Evanston, Ill.
2-24-1995	L	62-71	Champaign, Ill.
12-29-1995	L	83-95	Champaign, Ill.
2-23-1996	L	68-75	Evanston, Ill.
1-24-1997	W	80-79	Evanston, Ill.
1-23-1998	W	70-60	Champaign, Ill.
1-10-1999	W	74-55	Evanston, Ill.
2-5-1999	L	73-76	Champaign, Ill.
1-23-2000	W	82-65	Evanston, Ill.
2-10-2000	W	87-58	Champaign, Ill.
1-9-2001	W	88-65	Evanston, Ill.
2-8-2001	W	65-45	Champaign, Ill.
3-1-2001	W	75-60	Gr. Rapids, Mich. +
12-30-2001	W	68-53	Champaign, Ill.
1-20-2002	W	87-73	Evanston, Ill.
2-27-2003	W	60-58	Champaign, Ill.

2-5-2004	W	76-52	Evanston, Ill.
1-9-2005	W	73-65	Evanston, Ill.
2-16-2005	W	68-33	Champaign, Ill.
3-3-2005	W	66-43	Indianapolis, Ind. +
1-8-2006	W	64-55	Champaign, Ill.
2-16-2006	W	60-59	Evanston, Ill.
3-2-2006	W	60-49	Indianapolis, Ind. +
1-28-2007	W	77-49	Champaign, Ill.
12-27-2007	W	58-44	Evanston, Ill.
1-29-2009	W	45-44	Evanston, Ill.
2-12-2009	W	60-46	Champaign, Ill.
2-11-2010	W	81-50	Champaign, Ill.
2-28-2010	W	58-49	Evanston, Ill.
1-9-2011	L	66-69	Champaign, Ill.
2-3-2011	L	79-80	Evanston, Ill.
1-16-2012	L	58-59	Evanston, Ill.
2-20-2012	W	69-57	Champaign, Ill.
1-10-2013	W	65-47	Evanston, Ill.
1-20-2013	L	58-62	Champaign, Ill.
1-15-2014	W	76-74	Evanston, Ill.
1-22-2015	L	68-67	Champaign, Ill.
2-8-2015	L	64-58	Evanston, Ill.
! IIAW Tournament			
\$ Big Ten Invitational			
+ Big Ten Tournament			

Notre Dame (4-1)

H 3-0	A 1-1	N 0-0	
11-28-1978	W	81-60	Champaign, Ill.
2-28-1981	W	88-53	South Bend, Ind.
2-16-1982	W	83-53	Champaign, Ill.
11-24-1998	L	92-101	South Bend, Ind.
11-27-1999	W	77-67	Champaign, Ill.

Oakland (1-1)

H 1-0	A 0-1	N 0-0	
12-19-2009	W	64-50	Champaign, Ill.
12-8-2010	L	61-62	Rochester, Mich.

Old Dominion (0-1)

H 0-1	A 0-0	N 0-0	
11-23-1997	L	65-79	Champaign, Ill. +
+ State Farm Tip-Off Classic			

Ohio (1-0)

H 0-0	A 1-0	N 0-0	
3-12-1986	W 69-68		Athens, Ohio #
# NCAA Tournament First Round			

ALL-TIME SERIES RECORDS

1-29-1995	L	66-93	Columbus, Ohio
3-3-1995	L	73-87	Indianapolis, Ind. +
1-28-1996	L	72-88	Champaign, Ill.
1-6-1997	W	89-73	Champaign, Ill.
2-14-97	W	84-81	Columbus, Ohio
1-6-1998	W	81-57	Columbus, Ohio
2-13-1998	W	80-64	Champaign, Ill.
1-8-1999	L	67-70	Columbus, Ohio
2-7-1999	W	79-73	Champaign, Ill.
12-30-1999	W	63-57 (OT)	Columbus, Ohio
2-20-2000	W	70-61	Champaign, Ill.
1-9-2001	W	75-73	Columbus, Ohio
2-13-2002	W	96-76	Champaign, Ill.
1-23-2003	L	74-82	Columbus, Ohio
2-19-2003	W	58-54	Champaign, Ill.
1-8-2004	W	52-51	Champaign, Ill.
2-22-2004	L	57-76	Columbus, Ohio
1-30-2005	L	55-69	Champaign, Ill.
1-29-2006	L	49-75	Columbus, Ohio
1-21-2007	L	52-62	Columbus, Ohio
2-11-2007	L	60-69	Champaign, Ill.
1-17-2008	L	42-43	Columbus, Ohio
1-31-2008	W	68-64	Champaign, Ill.
3-7-2008	W	64-58	Indianapolis, Ind. +
1-12-2009	L	35-67	Champaign, Ill.
1-22-2009	L	51-68	Columbus, Ohio
3-6-2009	L	53-70	Indianapolis, Ind. +
12-28-2009	L	47-76	Champaign, Ill.
1-14-2010	L	61-72	Columbus, Ohio
3-5-2010	L	55-66	Indianapolis, Ind. +
1-20-2011	L	62-71	Champaign, Ill.
1-22-2012	L	84-96	Columbus, Ohio
2-9-2012	W	66-65	Champaign, Ill.
1-6-2013	W	79-73	Columbus, Ohio
2-28-2013	L	53-64	Champaign, Ill.
1-30-2014	L	64-90	Columbus, Ohio
2-14-2015	W	66-55	Champaign, Ill.
! Big Ten Invitational			
+ Big Ten Tournament			

Oklahoma (1-4)

H 1-1	A 0-2	N 0-1	
12-16-2001	L	69-91	Norman, Okla. \$
12-28-2003	L	53-70	Norman, Okla.
12-18-2005	W	86-75	Champaign, Ill.
12-5-2007	L	67-77	Champaign, Ill.
11-29-2014	L	78-76 (OT)	St. Thomas, V.I.
\$ Big Ten/Big 12 Challenge			
% Paradise Jam			

Oklahoma State (1-0)

H 1-0	A 0-0	N 0-0
11-17-1999	W 77-62	Champaign, Ill. \$
\$ Preseason Women's NIT First Round		

Oral Roberts (1-0)

H 1-0	A 0-0	N 0-0
12-13-1991	W	96-67
Champaign, Ill. + + Illini Classic		

Oregon (1-2)

H 1-0	A 0-2	N 0-0
11-25-1994	L 55-72	Eugene, Ore. +
11-18-2011	L 74-77	Eugene, Ore.
12-12-2012	W 80-62	Champaign, Ill.
+ Mac Court Classic		

Oregon State (1-0)

H 0-0	A 0-1	N 0-0
12-8-1996	W 65-60	Corvallis, Ore. +
+ Corvallis Gazette-Time Classic		

Pacific (1-0)

H 0-0	A 0-0	N 1-0	
12-11-2004	W	74-31	Chicago, Ill.

Penn State (15-30)

H 10-10	A 3-16	N 2-4	
12-6-1986	W	88-70	Champaign, Ill.
12-30-1988	L	75-81	University Park, Pa.

1-5-1992	L	60-86	Champaign, Ill.
1-19-1992	L	45-89	University Park, Pa.
1-7-1993	L	71-101	University Park, Pa.
3-11-1993	L	62-78	Champaign, Ill.
1-9-1994	L	57-86	Champaign, Ill.
3-10-1994	L	68-91	University Park, Pa.
1-27-1995	L	63-75	Champaign, Ill.
1-26-1996	L	79-105	University Park, Pa.
1-18-1997	W	85-74	University Park, Pa.
2-2-1997	W	94-79	Champaign, Ill.
1-16-1998	W	82-58	Champaign, Ill.
2-1-1998	W	78-69	University Park, Pa.
2-28-1998	L	71-74	Indianapolis, Ind. +
1-22-1999	W	94-85	Champaign, Ill.
2-28-1999	W	77-75	Indianapolis, Ind. +
1-13-2000	L	66-76	University Park, Pa.
2-4-2000	L	74-81	Indianapolis, Ind. +
1-7-2001	W	75-71	Champaign, Ill.
2-15-2001	L	80-101	University Park, Pa.
1-7-2002	W	81-75	Champaign, Ill.
2-17-2002	L	78-83	University Park, Pa.
2-6-2003	L	69-82	Champaign, Ill.
1-18-2004	L	64-79	University Park, Pa.
1-13-2005	L	41-76	University Park, Pa.
2-13-2005	L	56-63	Champaign, Ill.
1-12-2006	W	66-57	Champaign, Ill.
2-12-2006	L	52-78	University Park, Pa.
12-28-2006	W	74-65 (OT)	Champaign, Ill.
3-2-2007	L	49-61	Indianapolis, Ind. +
1-2-2008	L	48-49	University Park, Pa.
2-21-2008	W	69-49	Champaign, Ill.
12-28-2008	L	51-54	University Park, Pa.
2-22-2009	L	56-67	Champaign, Ill.
3-5-2009	W	58-49	Indianapolis, Ind. +
12-31-2009	W	69-60	Champaign, Ill.
1-24-2010	L	66-70	University Park, Pa.
1-16-2011	L	62-83	University Park, Pa.
1-27-2011	L	65-67	Champaign, Ill.
3-5-2011	L	64-79	Indianapolis, Ind. +
1-19-2012	L	65-71	Champaign, Ill.
2-2-2013	L	62-95	University Park, Pa.
1-9-2014	L	76-82	Champaign, Ill.
1-4-2015	W	91-76	University Park, Pa.
+ Big Ten Tournament			

Pepperdine (2-0)

H 1-0	A 0-0	N 1-0	
12-8-2002	W	77-71(OT)	Chicago, Ill. !
12-14-2003	W	84-41	Champaign, Ill.
! United Center			

Portland State (1-0)

H 1-0	A 0-0	N 0-0
12-1-1989	W	76-68
Champaign, Ill. + + Illini Classic		

Providence (2-0)

H 0-0	A 0-0	N 2-0
11-29-1997	W 106-74	San Juan, P.R. +
11-25-2007	W 60-59	Miami, Fla.!
+ San Juan Shootout		
! FIU Thanksgiving Classic		

Puerto Rico-Mayaguez (1-0)

H 0-0	A 0-0	N 1-0
11-28-1997	W	95-37
San Juan, P.R. + + San Juan Shootout		

Purdue (18-52)

H 12-21	A 5-28	N 1-3	
2-8-1975	W	52-48	Champaign, Ill.
12-2-1975	L	74-78 (OT)	W. Lafayette, Ind.
12-13-1976	L	61-63	Champaign, Ill.
2-11-1977	W	66-33	W. Lafayette, Ind. !
12-12-1977	L	57-64	W. Lafayette, Ind.
1-11-1979	W	59-45	Champaign, Ill.
1-28-1980	L	69-73 (OT)	W. Lafayette, Ind.
2-8-1980	W	85-76 (OT)	Madison, Wis.!
1-20-1981	W	80-65	Champaign, Ill.
1-21-1983	W	90-69	Champaign, Ill.

2-27-1983	W	79-78	W. Lafayette, Ind.
1-22-1984	W	76-67	W. Lafayette, Ind.
2-26-1984	W	88-66	Champaign, Ill.
2-1-1985	W	93-77	Champaign, Ill.
3-1-1985	L	68-71	W. Lafayette, Ind.
1-31-1986	L	55-72	W. Lafayette, Ind.
3-2-1986	W	88-70	Champaign, Ill.
1-23-1987	W	76-73	Champaign, Ill.
2-20-1987	L	77-86	W. Lafayette, Ind.
1-29-1988	L	49-81	W. Lafayette, Ind.
1-8-1989	L	69-88	Champaign, Ill.
2-28-1988	L	53-92	Champaign, Ill.
3-10-1989	L	59-78	W. Lafayette, Ind.
1-7-1990	L	64-89	W. Lafayette, Ind.
3-8-1990	L	57-74	Champaign, Ill.
2-1-1991	L	64-89	Champaign, Ill.
3-1-1991	L	49-112	W. Lafayette, Ind.
1-17-1992	L	62-74	Champaign, Ill.
2-14-1992	L	59-81	W. Lafayette, Ind.
1-31-1993	W	84-78	Champaign, Ill.
1-30-1994	L	57-84	W. Lafayette, Ind.
1-6-1995	L	63-81	Champaign, Ill.
2-19-1995	L	52-66	W. Lafayette, Ind.
1-4-1996	L	47-88	W. Lafayette, Ind.
2-18-1996	L	77-82	Champaign, Ill.
12-27-1996	L	59-63	W. Lafayette, Ind.
2-23-1997	L	75-80	Champaign, Ill.
12-28-1997	W	78-76	Champaign, Ill.
2-22-1998	L	68-71	W. Lafayette, Ind.
1-18-1999	L	60-71	Champaign, Ill.
3-1-1999	L	76-80	Indianapolis, Ind. +
1-20-2000	L	55-73	W. Lafayette, Ind.
1-21-1001	L	64-72	Champaign, Ill.
2-1-2001	L	67-83	W. Lafayette, Ind.
1-24-2002	L	77-86	W. Lafayette, Ind.
2-7-2002	L	69-80	Champaign, Ill.
1-30-2003	L	78-82	Champaign, Ill.
2-16-2003	L	67-79	W. Lafayette, Ind.
1-11-2004	L	49-58	Champaign, Ill.
2-19-2004	L	49-65	W. Lafayette, Ind.
2-3-2005	W	66-56	W. Lafayette, Ind.
1-22-2006	L	53-57	Champaign, Ill.
3-3-2006	L	57-68	Indianapolis, Ind. +
2-8-2007	L	57-69	W. Lafayette, Ind.
2-25-2007	L	48-58	Champaign, Ill.
1-27-2008	L	59-71	W. Lafayette, Ind.
3-2-2008	W	63-55	Champaign, Ill.
3-9-2008	L	56-58	Indianapolis, Ind. +
12-22-2008	L	42-53	Champaign, Ill.
2-15-2009	L	50-68	W. Lafayette, Ind.
2-4-2010	L	48-53	W. Lafayette, Ind.
2-21-2010	W	61-57	Champaign, Ill.
2-13-2011	L	63-92	W. Lafayette, Ind.
1-2-2012	L	63-64	Champaign, Ill.
2-5-2012	L	66-77	W. Lafayette, Ind.
1-2-2013	L	66-67 (OT)	Champaign, Ill.
3-3-2013	L	65-76	W. Lafayette, Ind.
1-27-2014	L	68-80	W. Lafayette, Ind.
12-28-2014	L	62-55	Champaign, Ill.
2-21-2015	W	47-46	W. Lafayette, Ind.
! Big Ten Invitational			
+ Big Ten Tournament			

Rhode Island (2-0)

H 0-0	A 1-0	N 1-0	
1-5-2006	W	73-62	Kingston, R.I.
12-9-2006	W	73-48	Chicago, Ill. +
+ United Center			

Robert Morris (1-0)

H 1-0	A 0-0	N 0-0	
11-18-2014	W	66-48	Champaign, Ill.

Rutgers (0-1)

H 0-0	A 0-1	N 0-0	
2-17-2015	L	80-56	Piscataway, N.J.

St. Francis, Pa. (1-0)

H 1-0	A 0-0	N 0-0	
12-2-2002	W	55-52	Champaign, Ill.

St. John's (0-1)

H 0-0	A 0-1	N 0-0
1-2-1982	L 77-84	Jamaica, N.Y.

St. Joseph's, Pa. (3-1)

H 2-0	A 1-1	N 0-0	
12-27-1988	L	66-81	Philadelphia, Pa.
12-21-1989	W	78-65	Champaign, Ill.
11-23-2004	W	64-50	Philadelphia, Pa.
11-25-2006	W	69-56	Champaign, Ill.

Saint Louis (4-1)

H 2-0	A 1-1	N 1-0	
12-1-1979	L	64-74	St. Louis, Mo.
11-22-1980	W	81-61	Champaign, Ill.
12-18-1981	W	78-51	Champaign, Ill.
12-3-2005	W	75-40	Chicago, Ill.+
11-29-2006	W	84-75	St. Louis, Mo.
+ United Center			

St. Mary's, Calif. (1-0)

H 0-0	A 1-0	N 0-0
11-24-2001	W 66-53	Moraga, Calif. +
+ St. Mary's Holiday Inn Select Classic		

St. Peter's, N.J. (1-0)

H 0-0	A 1-0	N 0-0
11-27-2004	W 81-55	Jersey City, N.J.

Sam Houston State (1-0)

H 0-0	A 0-0	N 1-0
11-24-1996	W 92-71	Las Vegas, Nev. +
+ Las Vegas Desert Classic		

San Diego State (1-0)

H 0-0	A 1-0	N 0-0
12-23-1983	W 60-58	San, Diego, Calif.

Seton Hall (1-1)

H 1-0	A 0-1	N 0-0	
12-9-2013	W	71-70	Champaign, Ill.
12-9-2014	L	82-72	South Orange, N.J.

Siena (1-0)

H 1-0	A 0-0	N 0-0
11-15-2009	W	85-53
Champaign, Ill.		

ALL-TIME SERIES RECORDS

1-20-1979	L	48-63	Carbondale, Ill.
2-21-1980	L	64-70	Champaign, Ill.
1-10-1981	W	68-64	Wichita, Kan. +
2-18-1981	L	80-93	Carbondale, Ill.
1-19-1982	W	73-55	Champaign, Ill.
12-4-1982	W	56-55	Carbondale, Ill.
1-3-1984	L	48-65	Champaign, Ill.
11-23-1985	W	78-74	Champaign, Ill.
12-20-1986	L	49-60	Carbondale, Ill.
12-9-1987	W	61-58	Champaign, Ill.
11-23-1991	L	48-73	Carbondale, Ill.
12-13-1992	L	70-74	Champaign, Ill.
12-11-1993	L	65-69	Carbondale, Ill.
11-30-1994	W	87-70	Champaign, Ill.
12-9-1995	W	65-57	Carbondale, Ill.
11-26-1996	W	85-57	Champaign, Ill.
11-18-2007	W	63-53	Champaign, Ill.
11-21-2013	W	78-43	Champaign, Ill.
12-6-2014	W	86-42	Champaign, Ill.

@IAIAW Tournament
+ Pizza Hut Classic

SIU Edwardsville (3-0)

H 0-0	A 0-0	N 3-0	
3-4-1977	W	77-30	Normal, Ill. +
3-2-1978	W	74-40	Normal, Ill. +
3-1-1979	W	98-24	Carbondale, Ill. +

+ IAIWA Tournament

Stanford (1-1)

H 0-1	A 1-0	N 0-0	
12-14-1997	L	78-91	Champaign, Ill.
11-19-1998	W	76-58	Palo Alto, Calif.

Temple (0-2)

H 0-1	A 0-1	N 0-0	
11-23-2008	L	47-66	Champaign, Ill.
11-13-2009	L	78-82 (OT)	Philadelphia, Pa.

Tennessee (0-7)

H 0-2	A 0-3	N 0-2	
11-27-1985	L	57-71	Knoxville, Tenn.
1-3-1988	L	59-93	Champaign, Ill.
11-25-1988	L	50-81	Honolulu, Hawaii +
1-2-1990	L	57-84	Knoxville, Tenn.
12-21-1990	L	52-85	Champaign, Ill.
12-12-1997	L	68-78	Knoxville, Tenn.
11-25-2000	L	62-111	Lahaina, Hawaii \$

+ Wahine Classic

\$ Maui Invitational

Tennessee at Martin (1-0)

H 1-0	A 0-0	N 0-0	
12-21-2013	W	77-62	Champaign, Ill.

Texas (0-3)

H 0-1	A 0-1	N 0-1	
12-28-1987	L	75-90	Miami, Fla. +
12-4-1999	L	84-87	Austin, Tex.
12-5-2000	L	54-70	Champaign, Ill.

+ Orange Bowl Classic

Texas Tech (0-2)

H 0-0	A 0-1	N 0-1	
12-17-2011	L	64-70	Chicago, Ill. +
12-5-2012	L	56-75	Lubbock, Texas

+ United Center

Toledo (1-0)

H 0-0	A 1-0	N 0-0	
3-28-2013	W	63-55	Toledo, Ohio #

Women's NIT Round of 16

Tulsa (1-0)

H 0-0	A 0-0	N 1-0	
11-23-12	W	82-75	Bahamas \$

\$ Junkanoo Jam

UAB (0-1)

H 0-1	A 0-0	N 0-0	
-------	-------	-------	--

11-14-2007	L	56-69	Champaign, Ill.
------------	---	-------	-----------------

UCLA (3-1)

H 2-0	A 1-1	N 0-0	
12-28-1985	W	64-63	Los Angeles, Calif.
12-20-1987	W	79-61	Champaign, Ill.
11-24-2003	L	56-68	Los Angeles, Calif.
12-19-2004	W	78-63	Champaign, Ill.

UNC-Greensboro (1-0)

H 0-0	A 0-0	N 1-0	
11-24-1995	W	88-71	Atlanta, Ga. +

+ Comfort Inn Downtown Classic

Utah (2-0)

H 1-0	A 0-0	N 1-0	
3-17-2000	W	73-58	Ames, Iowa #
3-19-2007	W	59-48	Champaign, Ill. +

NCAA Tournament First Round

+ Women's NIT Second Round

Utah State (1-0)

H 0-0	A 0-0	N 1-0	
11-25-2005	W	62-43	Boulder, Colo. +

+ Coors Classic Tournament

Valparaiso (3-0)

H 2-0	A 1-0	N 0-0	
12-21-1998	W	79-51	Champaign, Ill.
11-12-2013	W	87-59	Champaign, Ill.
12-13-14	W	80-58	Valparaiso, Ind.

Vanderbilt (1-1)

H 1-0	A 0-1	N 0-0	
11-29-1985	L	75-83 (OT)	Nashville, Tenn.
11-29-1987	W	73-68	Champaign, Ill.

Villanova (1-0)

H 1-0	A 0-0	N 0-0	
12-3-1988	W	69-60	Champaign, Ill.

Virginia (1-4)

H 1-1	A 0-0	N 0-3	
12-31-1984	L	51-74	Miami, Fla. !
12-29-1986	L	71-97	Palo Alto, Calif. +
3-22-2003	L	56-72	Knoxville, Tenn. #
12-4-2008	L	39-63	Champaign, Ill. &
12-3-14	W	86-63	Champaign, Ill.

! Women's Court Classic

+ Stanford Tournament

NCAA Tournament First Round

& Big Ten/ACC Challenge

Virginia Tech (1-0)

H 0-0	A 0-0	N 1-0	
11-30-1991	W	68-66	Boulder, Colo. +

+ Coors Classic

Wagner (1-0)

H 1-0	A 0-0	N 0-0	
11-22-1998	W	76-51	Champaign, Ill.

Wake Forest (2-0)

H 1-0	A 1-0	N 0-0	
12-2-2009	W	65-50	Winston-Salem, N.C. !
11-29-2012	W	95-82	Champaign, Ill. !

! Big Ten/ACC Challenge

Washington (1-0)

H 0-0	A 0-0	N 1-0	
12-6-1998	W	85-73	Orlando, Fla. %

% Honda Elite IV Classic

Wayne State (1-0)

H 1-0	A 0-0	N 0-0	
11-21-2003	W	85-50	Champaign, Ill.

Western Illinois (8-2)

H 6-0	A 2-2	N 0-0	
-------	-------	-------	--

2-15-1975	W	61-56	Macomb, Ill.
1-17-1976	W	67-63	Champaign, Ill.
2-5-1977	L	47-53	Macomb, Ill.
1-12-1978	W	65-49	Champaign, Ill.
1-5-1979	L	69-84	Macomb, Ill.
1-17-1980	W	86-81	Champaign, Ill.
12-2-1980	W	69-53	Macomb, Ill.
1-6-1982	W	101-67	Champaign, Ill.
11-30-1983	W	88-67	Champaign, Ill.
3-15-2006	W	58-37	Champaign, Ill. +

+ Women's NIT Preliminary Round

Western Kentucky (2-2)

H 1-1	A 1-1	N 0-0	
11-26-1989	L	79-81	Bowling Green, Ky. !
12-1-1990	L	76-87	Champaign, Ill.
3-14-2002	W	91-84	Champaign, Ill. +
3-19-2010	W	68-51	Bowling Green, Ky. +

! Western Kentucky Tournament

+ Women's NIT

Western Michigan (1-0)

H 1-0	A 0-0	N 0-0	
11-15-1999	W	112-73	Champaign, Ill. +

+ Preseason Women's NIT Second Round

Wichita State (1-1)

H 0-0	A 0-1	N 1-0	
11-27-1981	W	75-58	Des Moines, Iowa !
12-10-1983	L	64-66	Wichita, Kan.

! Harvest Classic

Wisconsin (34-34)

H 20-11	A 9-22	N 5-1	
12-6-1974	W	57-56	Iowa City, Iowa!
2-6-1976	W	77-73	Champaign, Ill. !
2-10-77	W	76-49	W. Lafayette, Ind. !
2-9-1979	L	51-60	Madison, Wis.
2-16-1980	W	92-63	Champaign, Ill.
1-9-1982	L	71-80	Madison, Wis.
1-9-1983	L	88-91	Champaign, Ill.
3-10-1983	W	80-70	Madison, Wis.
1-8-1984	L	53-64	Madison, Wis.
3-8-1984	L	65-79	Champaign, Ill.
1-18-1985	W	70-59	Champaign, Ill.
2-17-1985	L	67-70	Madison, Wis.
1-18-1986	W	82-69	Madison, Wis.
2-16-1986	W	69-53	Champaign, Ill.
1-9-1987	W	82-67	Champaign, Ill.
2-8-1987	W	77-64	Madison, Wis.
1-15-1988	L	64-75	Madison, Wis.
2-14-1988	W	76-50	Champaign, Ill.
1-27-1989	W	81-75 (OT)	Champaign, Ill.
2-26-1989	L	68-77	Madison, Wis.
1-26-1990	L	77-86	Madison, Wis.
2-25-1990	W	81-76	Champaign, Ill.
1-25-1991	L	81-90	Madison, Wis.
2-24-1991	W	88-73	Champaign, Ill.
1-24-1992	L	59-65	Champaign, Ill.
2-23-1992	L	59-73	Madison, Wis.
1-22-1993	W	81-74	Champaign, Ill.
2-21-1993	W	84-71	Madison, Wis.
1-21-1994	L	59-81	Madison, Wis.
2-20-1994	W	82-79	Champaign, Ill.
1-22-1995	L	47-76	Madison, Wis.
1-21-1996	L	67-68	Champaign, Ill.
12-29-1996	W	73-67	Madison, Wis.
2-21-1997	W	82-78	Champaign, Ill.
12-30-1997	W	83-75	Champaign, Ill.
2-20-1998	L	69-73	Madison, Wis.
12-30-1998	W	90-72	Champaign, Ill.
2-19-1999	L	78-82 (OT)	Madison, Wis.
1-4-2000	W	80-74	Madison, Wis.
2-24-2000	W	87-78	Champaign, Ill.
1-25-2001	L	65-73	Champaign, Ill.
3-2-2001	W	80-68	G. Rapids, Mich. \$
1-17-2002	L	69-74	Madison, Wis.
1-12-2003	W	73-56	Champaign, Ill.
1-19-2003	L	59-69	Madison, Wis.
1-13-2004	L	57-66	Madison, Wis.

2-26-2004	L	53-59	Champaign, Ill.
1-16-2005	W	79-66	Champaign, Ill.
2-10-2005	L	60-65	Madison, Wis.
1-15-2006	W	84-54	Madison, Wis.
2-9-2006	L	61-66	Champaign, Ill.
1-14-2007	W	70-62	Madison, Wis.
12-30-2007	W	64-54	Champaign, Ill.
2-14-2008	L	64-66	Madison, Wis.
3-6-2008	W	73-58	Indianapolis, Ind. \$
1-1-2009	L	38-53	Champaign, Ill.
1-18-2009	L	43-61	Madison, Wis.
1-3-2010	W	53-52	Champaign, Ill.
1-17-2010	L	51-63	Madison, Wis.
1-23-2011	L	47-60	Madison, Wis.
3-3-2011	W	63-56	Indianapolis, Ind. +
1-8-2012	L	67-70	Champaign, Ill.
2-26-2012	L	60-72	Madison, Wis.
2-3-2013	W	64-56	Madison, Wis.
2-18-2013	W	60-53	Champaign, Ill.
3-7-2013	L	57-58	Hoffman Estates, Ill. \$
1-3-2014	L	64-76 (OT)	Champaign, Ill.
2-1-2015	L	70-57	Champaign, Ill.

! Big Ten Invitational

\$ Big Ten Tournament

Wisconsin-Whitewater (1-0)

H 0-0	A 1-0	N 0-0	
12-8-1978	W	62-55	Whitewater, Wis.

Wyoming (1-0)

H 0-0	A 0-0	N 1-0	
11-26-1988	W	72-54	Honolulu, Hawaii +

+ Wahine Classic

Xavier (1-1)

H 0-1	A 1-0	N 0-0	
12-7-1994	W	75-57	Cincinnati, Ohio
11-30-1995	L	89-98	Champaign, Ill.

Yale (1-0)

H 1-0	A 0-0	N 0-0	
11-28-1998	W	76-46	Champaign, Ill.

SERIES RECORD SUMMARIES

OPPONENT	FIRST MEETING	LAST MEETING	UI W-L	OPPONENT	FIRST MEETING	LAST MEETING	UI W-L	OPPONENT	FIRST MEETING	LAST MEETING	UI W-L
Alabama	1993-94	2009-10	1-2	Kansas	1999-00	2000-01	1-1	St. Francis, Pa.	2002-03	2002-03	1-0
Alabama A&M	2011-12	2011-12	1-0	Kansas State	1980-81	2012-13	0-3	St. John's	1981-82	1981-82	0-1
Alabama State	2003-04	2003-04	1-0	Kent State	1981-82	1993-94	2-1	St. Joseph's, Pa.	1988-89	2006-07	3-1
Alcorn State	2000-01	2013-14	2-0	Kentucky	1981-82	2014-15	4-2	Saint Louis	1979-80	2006-07	4-1
Arizona	1980-81	2002-03	1-1	Lafayette	1990-91	1990-91	1-0	St. Mary's (Calif.)	2001-02	2001-02	1-0
Arizona State	2011-12	2013-14	0-2	Long Beach State	1981-82	2010-11	2-1	St. Peter's (N.J.)	2004-05	2004-05	1-0
Arkansas	1995-96	1996-97	2-0	Louisiana Tech	2003-04	2004-05	1-1	Sam Houston State	1996-97	1996-97	1-0
Arkansas-Pine Bluff	2004-05	2004-05	1-0	Louisville	1979-80	1998-99	5-2	San Diego State	1983-84	1983-84	1-0
Arkansas State	1996-97	2013-14	1-1	Loyola	1980-81	2006-07	5-1	Seton Hall	2013-14	2014-15	1-1
Auburn	1986-87	2002-03	2-3	Maine	1994-95	1994-95	1-0	Siena	2009-10	2009-10	1-0
Augustana (Ill.)	1974-75	1974-75	1-0	Manhattan College	1984-85	1984-85	1-0	South Carolina	2007-08	2011-12	1-2
Ball State	1974-75	1987-88	3-4	Marquette	1997-98	2010-11	2-5	South Dakota State	2008-09	2008-09	0-1
Boise State	1994-95	1994-95	0-1	Maryland	1982-83	2014-15	0-4	Southeast Missouri	1974-75	1974-75	1-0
Boston College	1999-00	1999-00	1-0	Memphis^	1982-83	2014-15	4-1	Southern	2014-15	2014-15	1-0
Bowling Green State	1986-87	1990-91	2-0	Miami (Fla.)	1985-86	1987-88	2-0	Southern Illinois	1974-75	2014-15	12-12
Bradley	1982-83	2013-14	10-4	Miami (Ohio)	1979-80	2012-13	3-2	SIU Edwardsville	1976-77	1978-79	3-0
Butler	1996-97	2006-07	2-1	Michigan	1977-78	2014-15	41-31	Stanford	1997-98	1998-99	1-1
California	1985-86	2011-12	1-3	Michigan State	1976-77	2014-15	28-39	Temple	2008-09	2009-10	0-2
Cal Poly	2009-10	2010-11	2-0	Milwaukee	2007-08	2008-09	2-0	Tennessee	1985-86	2000-01	0-7
Cal State Fullerton	1987-88	1987-88	1-0	Minnesota	1974-75	2014-15	36-25	Tennessee at Martin	2013-14	2013-14	1-0
Cal State-Northridge	1999-00	1999-00	1-0	Mississippi	2006-07	2010-11	0-2	Texas	1987-88	2000-01	0-3
Cal-Santa Barbara	1997-98	2003-04	1-3	Mississippi Valley St.	2013-14	2013-14	1-0	Texas Tech	2011-12	2012-13	0-2
Central Michigan	1974-75	2009-10	3-2	Mississippi State	2000-01	2003-04	1-2	Toledo	2012-13	2012-13	1-0
Chicago	1975-76	1977-78	3-0	Missouri	1990-91	2008-09	8-3	Tulsa	2012-13	2012-13	1-0
Chicago State	1974-75	2007-08	4-0	Missouri State*	1996-97	2009-10	2-1	UAB	2007-08	2007-08	0-1
Cincinnati	1978-79	1992-93	2-2	Missouri-St. Louis	1975-76	1977-78	1-1	UCLA	1985-86	2004-05	3-1
Clemson	1998-99	2011-12	2-2	Montana	2008-09	2008-09	0-1	UNC-Greensboro	1995-96	1995-96	1-0
Cleveland State	2011-12	2012-13	2-0	Montana State	2011-12	2011-12	1-0	USF	2014-15	2014-15	0-1
Colorado	1991-92	2013-14	2-4	Montclair State	1981-82	1981-82	1-0	Utah	1999-00	2006-07	2-0
Connecticut	1996-97	2000-01	0-3	Morehead State	1978-79	1978-79	0-1	Utah State	2005-06	2005-06	1-0
Creighton	1996-97	1996-97	1-0	Murray State	2014-15	2014-15	1-0	Valparaiso	1998-99	2013-14	2-0
Danville J.C.	1974-75	1975-76	2-0	Nebraska	1981-82	2014-15	3-8	Vanderbilt	1985-86	1987-88	1-1
Dayton	1979-80	2011-12	0-3	New Mexico	1980-81	1980-81	2-0	Villanova	1988-89	1988-89	1-0
DePaul	1978-79	2003-04	6-8	North Carolina	1988-89	2013-14	0-5	Virginia	1984-85	2014-15	1-4
Detroit Mercy	1979-80	1992-93	1-1	North Carolina State	2007-08	2010-11	0-2	Virginia Tech	1991-92	1991-92	1-0
Drake	1979-80	2007-08	4-2	North Texas	2002-03	2002-03	1-0	Wagner	1998-99	1998-99	1-0
Duke	1989-90	1997-98	3-0	Northern Arizona	1995-96	1995-96	0-1	Wake Forest	2009-10	2012-13	2-0
Duquesne	1999-00	2001-02	2-0	Northern Colorado	2005-06	2006-07	1-1	Washington	1998-99	1998-99	1-0
Eastern Illinois	1974-75	2012-13	10-5	Northern Illinois	1974-75	2006-07	8-4	Wayne State	2003-04	2003-04	1-0
Eastern Michigan	1981-82	2002-03	4-0	Northern Iowa	2000-01	2005-06	0-2	Western Illinois	1974-75	2005-06	8-2
Evansville	2012-13	2012-13	1-0	Northern Kentucky	1979-80	1979-80	0-1	Western Kentucky	1989-90	2009-10	2-2
Florida	1992-93	2006-07	3-2	Northwestern	1978-79	2014-15	34-37	Western Michigan	1999-00	1999-00	1-0
Florida State	1990-91	1990-91	0-1	Notre Dame	1978-79	1999-00	4-1	Wichita State	1981-82	1983-84	1-1
George Williams	1975-76	1976-77	2-0	Oakland	2009-10	2010-11	1-1	Wisconsin	1974-75	2014-15	34-34
Georgia	1985-86	2013-14	2-3	Old Dominion	1997-98	1997-98	0-1	Wisconsin-Whitewater	1978-79	1978-79	1-0
Georgia State	1993-94	1993-94	1-0	Ohio	1985-86	1985-86	1-0	Wyoming	1988-89	1988-89	1-0
Georgia Tech	1995-96	2013-14	0-2	Ohio State	1978-79	2014-15	20-46	Xavier	1994-95	1995-96	1-1
Grand View	1981-82	1981-82	1-0	Oklahoma	2001-02	2014-15	1-4	Yale	1998-99	1998-99	1-0
Green Bay	1990-91	2011-12	4-2	Oklahoma State	1999-00	1999-00	1-0				
Holy Cross	1986-87	1986-87	1-0	Oral Roberts	1991-92	1991-92	1-0				
Illinois Central	1974-75	1980-81	5-2	Oregon	1994-95	2012-13	1-2				
Illinois-Chicago	1975-76	2010-11	14-3	Oregon State	1996-97	1996-97	1-0				
Illinois State	1975-76	2012-13	21-15	Pacific	2004-05	2004-05	1-0				
Indiana	1974-75	2014-15	30-36	Penn State	1986-87	2014-15	15-30				
IUPUI	1977-78	1977-78	1-0	Pepperdine	2001-02	2003-04	2-0				
IPFW	2004-05	2014-15	4-0	Portland State	1989-90	1989-90	1-0				
Indiana State	1975-76	2004-05	2-6	Providence	1997-98	2007-08	2-0				
Iowa	1974-75	2014-15	18-52	Puerto Rico-Mayaguez	1997-98	1997-98	1-0				
Iowa State	1978-79	2012-13	2-6	Purdue	1974-75	2014-15	18-52				
Iowa Wesleyan	1976-77	1976-77	1-0	Rhode Island	2005-06	2006-07	2-0				
James Madison	2001-02	2001-02	1-0	Robert Morris	2014-15	2014-15	1-0				

* Southwest Missouri St. became Missouri State in 2005

^ Memphis State became Memphis in 1994

POSTSEASON HISTORY

Big Ten Tournament Record: 17-21
NCAA Tournament Record: 8-8
Postseason WNIT Record: 11-8
Other Postseason Tournaments: 10-14
Overall Postseason Record: 46-51

1974-75

2/28/75	W	55-41	vs. Augustana	IAIAW State Tournament, Champaign, Ill.
3/1/75	W	46-44	vs. Northern Illinois	IAIAW State Tournament, Champaign, Ill.
3/1/75	L	56-66 (OT)	vs. Southern Illinois	IAIAW State Tournament, Champaign, Ill.
3/2/75	L	42-50	vs. Eastern Illinois	IAIAW State Tournament, Champaign, Ill.
3/6/75	L	37-78	vs. Indiana	IAIAW Midwest Regional, Normal, Ill.
3/7/75	L	36-52	vs. Ball State	IAIAW Midwest Regional, Normal, Ill.

1975-76

3/4/76	W	49-33	vs. Eastern Illinois	IAIAW State Tournament, Champaign, Ill.
3/5/76	L	51-65	vs. Illinois St.	IAIAW State Tournament, Macomb, Ill.
3/6/76	W	65-58	vs. Illinois-Chicago	IAIAW State Tournament, Macomb, Ill.
3/11/76	L	61-71	vs. Indiana State	MAIAW Midwest Regional, Mt. Pleasant, Mich.
3/12/76	L	56-77	vs. Ball State	MAIAW Midwest Regional, Mt. Pleasant, Mich.

1976-77

3/3/77	L	51-53	vs. Illinois-Chicago	IAIAW State Tournament, DeKalb, Ill.
3/3/77	W	76-57	vs. Chicago State	IAIAW State Tournament, DeKalb, Ill.
3/4/77	W	77-30	vs. SIU-Edwardsville	IAIAW State Tournament, DeKalb, Ill.
3/5/77	W	70-41	vs. Eastern Illinois	IAIAW State Tournament, DeKalb, Ill.

1977-78

3/2/78	W	74-40	vs. SIU Edwardsville	IAIAW State Tournament, Normal, Ill.
3/4/78	L	48-66	vs. Illinois-Chicago	IAIAW State Tournament, Normal, Ill.

1978-79

3/1/79	W	98-24	vs. SIU Edwardsville	IAIAW State Tournament First Round, Carbondale, Ill.
3/2/79	L	56-67	vs. Northwestern	IAIAW State Championship, Carbondale, Ill.

1979-80

2/29/80	L	74-77	vs. DePaul	IAIAW State Tournament, Champaign, Ill.
---------	---	-------	------------	---

1980-81

3/5/81	W	95-67	vs. Illinois-Chicago	IAIAW State Tournament, Chicago, Ill.
3/6/81	L	77-85	vs. Illinois State	IAIAW State Tournament, Chicago, Ill.
3/7/81	L	75-87	vs. DePaul	IAIAW State Tournament, Chicago, Ill.
3/13/81	L	53-81	vs. Illinois State	MAIAW Regionals, Normal, Ill.

1981-82

2/12/82	W	79-64	vs. Michigan State	#Big Ten Tourney First Round, E. Lansing, Mich.
2/13/82	W	75-63	vs. Indiana	#Big Ten Tourney Semifinals, E. Lansing, Mich.
2/14/82	L	66-69	vs. Ohio State	#Big Ten Tourney Championship, E. Lansing, Mich.
3/14/82	L	80-88	vs. Kentucky	NCAA Tournament First Round, Lexington, Ky.

1985-86

3/12/86	W	69-68	vs. Ohio University	NCAA Tournament First Round, Athens, Ohio
3/15/86	L	64-103	vs. Georgia	NCAA Tournament Second Round, Athens, Ga.

1986-87

3/11/87	W	80-64	vs. Bowling Green	NCAA Tournament First Round, Champaign
3/13/87	L	58-92	vs. Auburn	NCAA Tournament Second Round, Auburn, Ala.

1994-95

3/3/95	L	73-87	vs. Ohio State	Big Ten Tournament First Round, Indianapolis
--------	---	-------	----------------	--

1995-96

3/1/96	W	84-70	vs. Indiana	Big Ten Tournament First Round, Indianapolis
3/2/96	L	56-74	vs. Iowa	Big Ten Tournament Quarterfinal, Indianapolis

1996-97

3/1/97	W	98-76	vs. Minnesota	Big Ten Tournament Quarterfinal, Indianapolis
3/2/97	W	77-66	vs. Michigan State	Big Ten Tournament Semifinal, Indianapolis
3/3/97	L	56-63	vs. Iowa	Big Ten Tournament Championship, Indianapolis
3/14/97	W	79-62	vs. Drake	NCAA Tournament First Round, Champaign, Ill.
3/16/97	W	85-67	vs. Duke	NCAA Tournament Second Round, Champaign, Ill.
3/22/97	L	73-78	vs. Connecticut	NCAA Midwest Regional Semifinal, Iowa City, Iowa

1997-98

2/28/98	L	71-74	vs. Penn State	Big Ten Tournament Quarterfinal, Indianapolis
3/14/98	W	82-58	vs. UW-Green Bay	NCAA Tournament First Round, Champaign, Ill.
3/16/98	W	69-65	vs. UCSB	NCAA Tournament Second Round, Champaign, Ill.
3/21/98	L	74-80	vs. North Carolina	NCAA Midwest Regional Semifinals, Nashville, Tenn.

1998-99

2/27/99	W	86-73	vs. Michigan	Big Ten Tournament Quarterfinal, Indianapolis
2/28/99	W	77-75	vs. Penn State	Big Ten Tournament Semifinal, Indianapolis
3/1/99	L	76-80	vs. Purdue	Big Ten Tournament Championship, Indianapolis
3/12/99	W	69-67	vs. Louisville	NCAA Tournament First Round, Clemson, S.C.
3/14/99	L	51-63	vs. Clemson	NCAA Tournament Second Round, Clemson, S.C.

1999-2000

3/3/00	W	72-67	vs. Michigan State	Big Ten Tournament Quarterfinal, Indianapolis
3/4/00	L	74-81	vs. Penn State	Big Ten Tournament Semifinal, Indianapolis
3/17/00	W	73-58	vs. Utah	NCAA Tournament First Round, Ames, Iowa
3/19/00	L	68-79	vs. Iowa State	NCAA Tournament Second Round, Ames, Iowa

2000-2001

3/1/01	W	75-58	vs. Northwestern	Big Ten Tournament First Round, Grand Rapids, Mich.
3/2/01	W	80-68	vs. Wisconsin	Big Ten Tournament Quarterfinal, Grand Rapids, Mich.
3/3/01	L	79-86	vs. Iowa	Big Ten Tournament Semifinal, Grand Rapids, Mich.
3/15/01	W	96-79	vs. Green Bay	WNIT First Round, Champaign, Ill.
3/17/01	L	77-86	vs. Mississippi St.	WNIT Second Round, Champaign, Ill.

2001-2002

2/28/02	L	63-83	vs. Michigan	Big Ten Tournament First Round, Indianapolis, Ind.
3/14/02	W	91-84	vs. Western Kentucky	WNIT First Round, Champaign, Ill.
3/16/02	L	57-70	vs. Michigan State	WNIT Second Round, Champaign, Ill.

2002-2003

3/6/03	L	59-83	vs. Michigan	Big Ten Tournament First Round, Indianapolis, Ind.
3/22/03	L	56-72	vs. Virginia	NCAA Tournament First Round, Knoxville, Tenn.

2003-2004

3/4/04	L	58-62	vs. Michigan	Big Ten Tournament First Round, Indianapolis, Ind.
--------	---	-------	--------------	--

2004-05

3/3/05	W	66-56	vs. Northwestern	Big Ten Tournament First Round, Indianapolis, Ind.
3/4/05	L	50-61 (OT)	vs. Michigan State	Big Ten Tournament Quarterfinal, Indianapolis, Ind.
3/16/05	L	60-72	vs. Indiana State	WNIT First Round, Terre Haute, Ind.

2005-06

3/2/06	W	60-49	vs. Northwestern	Big Ten Tournament First Round, Indianapolis, Ind.
3/3/06	L	57-68	vs. Purdue	Big Ten Tournament Quarterfinal, Indianapolis, Ind.
3/15/06	W	58-37	vs. Western Illinois	WNIT First Round, Champaign, Ill.
3/17/06	L	44-64	at Marquette	WNIT Second Round, Milwaukee, Wis.

2006-07

3/2/07	L	49-61	vs. Penn State	Big Ten Tournament Quarterfinal, Indianapolis, Ind.
3/19/07	W	59-48	vs. Utah	WNIT Second Round, Champaign, Ill.
3/22/07	L	51-66	at Kansas State	WNIT Third Round, Manhattan, Kan.

2007-08

3/6/08	W	73-58	vs. Wisconsin	Big Ten Tournament First Round, Indianapolis, Ind.
3/7/08	W	64-58	vs. Ohio State	Big Ten Tournament Quarterfinal, Indianapolis, Ind.
3/8/08	W	55-41	vs. Michigan State	Big Ten Tournament Semifinal, Indianapolis, Ind.
3/9/08	L	56-58	vs. Purdue	Big Ten Tournament Championship, Indianapolis, Ind.
3/24/08	W	48-44	vs. Drake	WNIT Second Round, Champaign, Ill.
3/26/08	L	64-72	at Marquette	WNIT Third Round, Milwaukee, Wis.

2008-09

3/5/09	W	58-49	vs. Penn State	Big Ten Tournament First Round, Indianapolis, Ind.
3/6/09	L	53-70	vs. Ohio State	Big Ten Tournament Quarterfinal, Indianapolis, Ind.

2009-10

3/4/10	W	59-53	vs. Indiana	Big Ten Tournament First Round, Indianapolis, Ind.
3/5/10	L	55-66	vs. Ohio State	Big Ten Tournament Quarterfinal, Indianapolis, Ind.
3/19/10	W	68-51	at Western Kentucky	WNIT First Round, Bowling Green, Ky.
3/22/10	W	74-72 (OT)	vs. Marquette	WNIT Second Round, Champaign, Ill.
3/25/10	W	65-53	at Missouri State	WNIT Third Round, Springfield, Mo.
3/28/10	L	51-53	at Illinois State	WNIT Quarterfinals, Normal, Ill.

2010-11

3/3/11	W	63-56	vs. Wisconsin	Big Ten Tournament First Round, Indianapolis, Ind.
3/4/11	W	55-47	vs. Michigan	Big Ten Tournament Quarterfinal, Indianapolis, Ind.
3/5/11	L	64-79	vs. Penn State	Big Ten Tournament Semifinal, Indianapolis, Ind.

2011-12

3/1/12	L	53-68	vs. Michigan	Big Ten Tournament First Round, Indianapolis, Ind.
--------	---	-------	--------------	--

2012-13

3/7/13	L	57-58	vs. Wisconsin	Big Ten Tournament First Round, Hoffman Estates, Ill.
3/21/13	W	73-60	vs. Miami (Ohio)	WNIT First Round, Champaign, Ill.
3/25/13	W	62-54	vs. Eastern Illinois	WNIT Second Round, Champaign, Ill.
3/28/13	W	63-55	at Toledo	WNIT Third Round, Toledo, Ohio
3/30/13	L	48-66	at Kansas State	WNIT Quarterfinals, Manhattan, Kan.

2013-14

3/6/14	L	81-62	vs. Iowa	Big Ten Tournament First Round, Indianapolis, Ind.
--------	---	-------	----------	--

2014-15

3/5/15	L	86-71	vs. Nebraska	Big Ten Tournament First Round, Hoffman Estates, Ill.
--------	---	-------	--------------	---

The Big Ten held a double-elimination tournament in 1982. Those games are not counted in the overall postseason records because they are not included in the Big Ten record book.



BIG TEN TOURNAMENT HISTORY

1982 (AT MICHIGAN ST.)

Double-elimination Tournament

1. Ohio State	3-0
2. Illinois	2-1
3. Northwestern	2-1
4. Indiana	1-2
5. Michigan State	1-1
Wisconsin	1-1
7. Michigan	0-1
Minnesota	0-1
Purdue	0-1
Iowa	0-1

1995 (AT INDIANAPOLIS)

First Round

(9) Iowa 57, (8) Minnesota 44

(7) Ohio State 87, (10) Illinois 73

(6) Michigan State 81, (11) Michigan 59

Quarterfinals

(1) Penn State 69, Iowa 62

(5) Indiana 77, (4) Northwestern 75

Ohio State 72, (2) Purdue 59

Michigan State 87, (3) Wisconsin 79

Semifinals

Penn State 72, Indiana 64

Ohio State 70, Michigan State 63

Final

Penn State 68, Ohio State 63

All-Tournament Team

Missy Masley, F, PSU (MVP)

Peggy Evans, F, OSU

Angie Potthoff, F, PSU

Katie Smith, F, OSU

Tina Nicholson, G, PSU

1996 (AT INDIANAPOLIS)

First Round

(8) Illinois 84, (9) Indiana 70

(7) Northwestern 89, (10) Michigan 79

(6) Ohio State 78, (11) Minnesota 64

Quarterfinals

(1) Iowa 74, Illinois 56

(4) Purdue 74, (5) Michigan State 66

(2) Penn State 85, Northwestern 70

Ohio State 72, (3) Wisconsin 58

Semifinals

Purdue 76, Iowa 68

Penn State 84, Ohio State 70

Final

Penn State 71, Purdue 69

All-Tournament Team

Angie Potthoff, F, PSU (MVP)

Tina Nicholson, G, PSU

Jannon Roland, F, PUR

Stacey Lovelace, F, PUR

Angela Hamblin, F, IOWA

1997 (AT INDIANAPOLIS)

First Round

(8) Indiana 72, (9) Michigan 54

(10) Ohio State 80, (7) Penn State 79

(11) Minnesota 80, (6) Wisconsin 75

Quarterfinals

Indiana 61, (1) Purdue 54

(4) Iowa 73, (5) Northwestern 63

(2) Michigan State 85, Ohio State 79

(3) Illinois 98, Minnesota 76

Semifinals

Iowa 87, Indiana 53

Illinois 77, Michigan State 66

Final

Iowa 63, Illinois 56

All-Tournament Team

Angela Hamblin, G, IOWA (MVP)

Ashley Berggren, G, ILL

Katie Coleman, F, ILL

Paula Sanders, F, MSU

Tangela Smith, C, IOWA

1998 (AT INDIANAPOLIS)

First Round

(8) Ohio State 83, (9) Michigan State 61

(7) Penn State 97, (10) Northwestern 76

(6) Wisconsin 65, (11) Minnesota 47

Quarterfinals

(1) Iowa 72, Ohio State 54

(4) Purdue 65, (5) Indiana 56

Penn State 74, (2) Illinois 71

(3) Michigan 79, Wisconsin 70

Semifinals

Purdue 61, Iowa 60

Penn State 87, Michigan 81 (OT)

Final

Purdue 59, Penn State 49

All-Tournament Team

Andrea Garner, F/C, PSU (MVP)

Ukari Figgs, G, PUR

Stephanie White, G-F, PUR

Tangela Smith, C, IOWA

Molly Murray, F, MICH

1999 (AT INDIANAPOLIS)

First Round

(9) Northwestern 75, (8) Iowa 71

(7) Michigan State 88, (10) Indiana 69

(6) Michigan 74, (11) Minnesota 55

Quarterfinals

(5) Ohio State 70, (4) Wisconsin 61

(1) Purdue 79, Northwestern 56

(2) Penn State 79, Michigan State 74

(3) Illinois 86, Michigan 73

Semifinals

Purdue 72, Ohio State 59

Illinois 77, Penn State 75

Final

Purdue 80, Illinois 76

All-Tournament Team

Stephanie White-McCarty, G/F, PUR (MVP)

Tauja Catchings, F, ILL

Katie Douglas, G/F, PUR

Ukari Figgs, G, PUR

Allison Curtin, G, ILL

2000 (AT INDIANAPOLIS)

First Round

(9) Ohio State 58, (8) Indiana 44

(10) Northwestern 68, (7) Iowa 59

(6) Wisconsin 56, (11) Minnesota 49

Quarterfinals

(4) Illinois 72, (5) Michigan State 67

(1) Penn State 64, Ohio State 48

(2) Michigan 72, Northwestern 39

(3) Purdue 74, Wisconsin 65

Semifinals

Penn State 81, Illinois 74

Purdue 74, Michigan 59

Final

Purdue 71, Penn State 63

All-Tournament Team

Helen Darling, G, PSU (MVP)

Katie Douglas, G/F, PUR

Camille Cooper, C, PUR

Andrea Garner, C, PSU

Tauja Catchings, F, ILL

2001 (AT GRAND RAPIDS, MICH.)

First Round

(8) Ohio State 52, (9) Michigan State 48

(7) Indiana 78, (10) Minnesota 56

(6) Illinois 75, (11) Northwestern 60

Quarterfinals

(5) Michigan 66, (4) Penn State 60

(1) Purdue 81, Ohio State 61

(2) Iowa 81, Indiana (76)

Illinois 75, (3) Wisconsin 68

Semifinals

Purdue 74, Michigan 55

Iowa 86, Illinois 79

Final

Iowa 75, Purdue 70

All-Tournament Team

Cara Consuegra, G, IOWA (MVP)

Allison Curtin, G, ILL

Randi Peterson, C, IOWA

Camille Cooper, C, PUR

Katie Douglas, G/F, PUR

2002 (AT INDIANAPOLIS)

First Round

(9) Michigan 84, (8) Illinois 63

(7) Ohio State 89, (10) Michigan State 82 (2OT)

(6) Wisconsin 60, (11) Northwestern 58

Quarterfinals

(5) Indiana 78, (4) Iowa 76 (OT)

(1) Purdue 74, Michigan 67 (OT)

(2) Penn State 70, Ohio State 55

Wisconsin 74, (3) Minnesota 64

Semifinals

Indiana 55, Purdue 41

Penn State 76, Wisconsin 62

Final

Indiana 75, Penn State 72

All-Tournament Team

Heather Cassidy, G, IND (MVP)

Jill Champan, C, IND

Kelly Mazzante, G, PSU

Tanisha Wright, G, PUR

Jessie Stomski, F, WIS

2003 (AT INDIANAPOLIS)

First Round

(8) Indiana 52 (9) Wisconsin 51

(7) Iowa 70 (10) Northwestern 58

(11) Michigan 83, (6) Illinois 59

Second Round

(1) Penn State 67, Indiana 64

(4) Ohio State 71, (5) Michigan State 55

Iowa 80, (2) Minnesota, 77

(3) Purdue 72, Michigan 50

Semifinals

Ohio State 72, Penn State 61

Purdue 87, Iowa 57

Final

Purdue 67, Ohio State 65

All Tournament Team

Shereka Wright, Purdue (MVP)

Erika Valek, Purdue

Kim Wilburn, Ohio State

Caity Matter, Ohio State

Tanisha Wright, Penn State

2004 (AT INDIANAPOLIS)

First Round

(8) Indiana 57 (9) Wisconsin 39

(6) Minnesota 68, (11) Northwestern 47

(7) Michigan 62, (10) Illinois 58

Quarterfinals

(1) Penn State 79, Indiana 66

(3) Ohio State 58, Minnesota 50

(4) Michigan State 81, (5) Iowa 54

(2) Purdue 78, Michigan 58

Semifinals

Penn State 58, Michigan State 54

Purdue 67, Ohio State 61

Final

Purdue 59, Penn State 58

All Tournament Team

Shereka Wright, Purdue (MVP)

Katie Gearlds, Purdue

Jess Strom, Penn State

Janel McCarville, Minnesota

Kelly Mazzante, Penn State

2005 (AT INDIANAPOLIS)

First Round

(8) Wisconsin 75, (9) Indiana 74 (2OT)

(7) Illinois 66, (10) Northwestern 43

(6) Iowa 70, (11) Michigan 42

Second Round

(1) Ohio State 70, Wisconsin 46

(4) Minnesota 71, (5) Purdue 68

(2) Michigan State 61, Illinois 50 (OT)

(3) Penn State 68, Iowa 60

Semifinals

Minnesota 66, Ohio State 63 (OT)

Michigan State 83, Penn State 76

Final

Michigan State 55, Minnesota 49

All Tournament Team

Kristin Haynie, Michigan State (MVP)

Kelli Roehrig, Michigan State

Jamie Broback, Minnesota

Janel McCarville, Minnesota

Brandie Hoskins, Ohio State

2006 (AT INDIANAPOLIS)

First Round

(8) Penn State 80, (9) Wisconsin 73

(7) Illinois 60, (10) Northwestern 49

(6) Indiana 68, (11) Michigan 52

Second Round

(1) Ohio State 64, Penn State 46

(4) Michigan State 79, (5) Iowa 58

(2) Purdue 68, Illinois 57

Indiana 61, (3) Minnesota 46

BIG TEN TOURNAMENT HISTORY (CONTINUED)

Semifinals

Ohio State 68, Michigan State 64
Purdue 67, Indiana 41

Final

Ohio State 63, Purdue 60

All Tournament Team

Brandie Hoskins, Ohio State (MVP)
Cymdi Valentin, Indiana
Liz Shimek, Michigan State
Jessica Davenport, Ohio State
Katie Gearlds, Purdue
Erin Lawless, Purdue

2007 (AT INDIANAPOLIS)

First Round

(9) Indiana 67, (8) Iowa 53
(7) Wisconsin 81, (10) Michigan 59
(6) Minnesota 60, (11) Northwestern 43

Second Round

(1) Ohio State 72, Indiana 60
(5) Penn State 61, (4) Illinois 49
(2) Purdue 82, Wisconsin 79
(3) Michigan State 77, Minnesota 68

Semifinals

Ohio State 73, Penn State 71
Purdue 64, Michigan State 61

Final

Purdue 64, Ohio State 52

All Tournament Team

Katie Gearlds, Purdue (MVP)
Erin Lawless, Purdue
Lindsay Wisdom-Hylton, Purdue
Jessica Davenport, Ohio State
Allyssa DeHaan, Michigan State

2008 (AT INDIANAPOLIS)

First Round

(9) Illinois 73, (8) Wisconsin 58
(7) Michigan 64, (10) Penn State 54
(6) Indiana 74, (11) Northwestern 12

Second Round

Illinois 64, (1) Ohio State 58
(5) Michigan State 56, (4) Minnesota 51
(2) Iowa 58, Michigan 37
(3) Purdue 64, Indiana 54

Semifinals

Illinois 55, Michigan State 41
Purdue 80, Iowa 73

Finals

Purdue 58, Illinois 56

All Tournament Team

FahKara Malone, Purdue (MVP)
Danielle Campbell, Purdue
Kalika France, Purdue
Keshia Mosley, Purdue
Rebecca Harris, Illinois
Jenna Smith, Illinois

2009 (AT INDIANAPOLIS)

First Round

(9) Illinois 58, (8) Penn State 49
(7) Wisconsin 60, (10) Northwestern 51
(6) Indiana 68, (11) Michigan 50

Second Round

(1) Ohio State 70, Illinois 53
(4) Iowa 79, (5) Minnesota 64
Wisconsin 56, (2) Michigan State 50
(3) Purdue 68, Indiana 64

Semifinals

Purdue 70, Wisconsin 56
Ohio State 72, Iowa 56

Finals

Ohio State 67, Purdue 66

All Tournament Team

Jantel Lavender, Ohio State (MVP)
Jenna Smith, Illinois
Star Allen, Ohio State
Brittany Rayburn, Purdue
Lindsay Wisdom-Hylton, Purdue

2010 (AT INDIANAPOLIS)

First Round

(7) Michigan 67, (10) Northwestern 54
(6) Penn State 63, (11) Minnesota 52
(9) Illinois 59, (8) Indiana 53

Second Round

(2) Michigan State 61, Michigan 50
(3) Iowa 82, Penn State 75
(1) Ohio State 66, Illinois 55
(4) Wisconsin 73, Purdue 51

Semifinals

Iowa 59, Michigan State 54
Ohio State 82, Wisconsin 73

Finals

Ohio State 66, Iowa 64

All Tournament Team

Kachine Alexander, Iowa
Kelley Krei, Iowa
Kamille Wahlin, Iowa
Jantel Lavender, Ohio State (MVP)
Samantha Prahalis, Ohio State

2011 (AT INDIANAPOLIS)

First Round

(7) Purdue 66, (10) Indiana 62
(11) Illinois 63, (6) Wisconsin 56
(8) Northwestern 53, (9) Minnesota 44

Second Round

(2) Penn State 73, Purdue 61
Illinois 55, (3) Michigan 47
(1) Michigan State 56, Northwestern 25
(5) Ohio State 71, (4) Iowa 61

Semifinals

Penn State 79, Illinois 64
Ohio State 72, Michigan State 57

Final

Ohio State 84, Penn State 70

All Tournament Team

Jantel Lavender, Ohio State (MVP)
Tayler Hill, Ohio State
Samantha Prahalis, Ohio State
Alex Bentley, Penn State
Maggie Lucas, Penn State

2012 (AT INDIANAPOLIS)

First Round

(7) Michigan 68, (10) Illinois 53
(6) Nebraska 88, (11) Northwestern 56
(8) Minnesota 81, (9) Wisconsin 49
(5) Michigan State 97, (12) Indiana 68

Second Round

(2) Ohio State 57, Michigan 48
Nebraska 80, (3) Iowa 68
(1) Penn State 78, Minnesota 74
(4) Purdue 73, Michigan State 64

Semifinals

Nebraska 77, Ohio State 62
Purdue 68, Penn State 66

Final

Purdue 74, Nebraska 70 (2OT)

All Tournament Team

KK Houser, Purdue
Brittany Rayburn, Purdue (MVP)
Jordan Hooper, Nebraska
Lindsey Moore, Nebraska
Samantha Prahalis, Ohio State

2013 (AT HOFFMAN ESTATES)

First Round

(7) Iowa 60, (10) Northwestern 55
(11) Wisconsin 58, (6) Illinois 57
(8) Minnesota 47, (9) Ohio State 58
(5) Michigan 67, (12) Indiana 40

Second Round

(2) Nebraska 76, (7) Iowa 61
(3) Purdue 74, (11) Wisconsin 62
(1) Penn State 76, (9) Ohio State 66
(4) Michigan State 62, (5) Michigan 46

Semifinals

Nebraska 64, Purdue 77
Michigan State 54, Penn State 46

Final

Purdue 62, Michigan State 47

All Tournament Team

Jasmine Thomas, Michigan State
Lindsey Moore, Nebraska
Maggie Lucas, PSU
KK Houser, Purdue
Drey Mingo, Purdue (MVP)
Courtney Moses, Purdue

2014 (AT INDIANAPOLIS)

First Round

(8) Ohio State 86, (9) Northwestern 77
(5) Iowa 81, (12) Illinois 62
(7) Michigan 82, (10) Indiana 57
(6) Minnesota 74, (11) Wisconsin 68

Second Round

(8) Ohio State 99, (1) Penn State 82
Iowa 87, (4) Purdue 80
(2) Michigan State 61, Michigan 58
(3) Nebraska 80, Minnesota 67

Semifinals

Iowa 77, Ohio State 73
Nebraska 86, Michigan State 58

Final

Nebraska 72, Iowa 65

All Tournament Team

Ally Disterhoff, Iowa
Bethany Doolittle, Iowa
Samantha Logic, Iowa
Jordan Hooper, Nebraska
Rachel Theriot, Nebraska (MVP)
Ameyrst Alston, Ohio State

2015 (AT HOFFMAN ESTATES)

First Round

(9) Michigan State 69, (8) Michigan 49
(5) Rutgers 63, (12) Indiana 52
(7) Nebraska 86, (10) Illinois 71
(6) Minnesota 82, (14) Purdue 78

Second Round

(1) Maryland 70, (9) Michigan State 60
(4) Northwestern 62, (5) Rutgers 57
(2) Iowa 74, (7) Nebraska 65
(3) Ohio State 83, (6) Minnesota 78

Semifinals

Maryland 74, Northwestern 63
Ohio State 91, Iowa 85 (OT)

Final

Maryland 77, Ohio State 74

All Tournament Team

Bethany Doolittle, Iowa
Lexie Brown, Maryland (MVP)
Amanda Zahui B., Minnesota
Alexa Hart, Ohio State
Kelsey Mitchell, Ohio State



ALL-TIME LETTERWINNERS

* Year listed is year season was completed, i.e. 2008-09 is listed as 2009

A-B

Acuna, Maggie - 2003, 04, 05, 06
 Albers, Sally - 1996, 97, 98
 Allen, Jae - 1975
 Anderson, Betty - 1975, 76, 77
 Beach, Becky - 1976, 77, 78
 Berggren, Ashley - 1995, 96, 97, 98
 Bjork, Lori - 2006, 07, 08
 Blackburn, Brenda - 2001, 02, 03, 04
 Blauser, Susan - 1999, 2000
 Blinn, Macie - 2009, 10, 11, 12
 Bond, Kelly - 1995, 96, 97, 98
 Boner, Susan - 1976, 77, 78
 Booker, Tonya - 1991, 92, 93, 94
 Bradley, Lisa - 1985, 86, 87, 88
 Brauer, Liz - 1979, 80, 81
 Brombolich, Kim - 1981, 82
 Buher, Chelsea - 2008
 Burke, Alexis - 2011, '12

C-D-E

Carie, Doris - 1987, 88, 89, 90
 Carlson, Jan - 1975, 76
 Carmichael, Carol - 1977, 78, 79
 Carter, Brittany - 2015
 Catchings, Tauja - 1997, 98, 99, 00
 Cattenhead, Kennedy - 2015
 Chelleen, Stephanie - 2005, 06, 07, 08
 Clinton, Anita - 1993, 94
 Coleman, Amarah - 2015
 Coleman, Katie - 1997, 98
 Crawford, Ivory - 2012, 13, 14, 15
 Crutcher, Danyel - 2005, 06, 07
 Cundiff, Monica - 1989, 90, 91, 92
 Curtin, Allison - 1999, 2000, 01
 Curtin, Suzanne - 2000, 01
 Cunningham, Mandy - 1991, 92, 93, 94
 Dallas, Cindy - 2001, 02, 03, 04
 Daugherty, Brittney - 2003, 04, 05, 06
 Davis, Eriel - 2013
 Deeken, Dee Dee - 1987, 88, 89
 Dexter, Kelly - 1996, 97, 98
 Dial, Stephanie - 1990
 Dilger, Cindy - 1992, 93
 Dill, Marchoe - 1994, 95, 96, 97
 Dluzak, Marijo - 1975, 76, 77
 Dumoulin, Cassie - 2013
 Dupps, Kris - 1992, 93, 94, 95
 Eickholt, Diane - 1981, 82, 83, 84
 Estey, Jill - 1990, 91, 92, 93

F-G

Faulkner, Kristi - 2000
 Flannigan, Kathy - 1977, 78, 79, 80
 Gallagher, Joyce - 1979
 Gantt, Kendra - 1982, 83, 84, 85
 Gleason, Taylor - 2014, 15
 GodBold, Adrienne - 2010, 11, 12
 Gordon, Chelsea - 2006, 07, 08, 09
 Grant, Jacqui - 2014, 15
 Gratton, Danielle - 2006, 07
 Guarneri, Lisa - 1998, 99
 Guth, Allison - 2002, 03, 04
 Guthrie, Tiffanie, 2002, 03, 04, 05

H-I-J-K-L

Hagberg, Karen - 2000, 01, 02, 03
 Hanna, Cindi - 1993, 94, 95, 96
 Harris, Rebecca - 2007, 08
 Harris, Sandra - 1988, 89
 Hartwell, Sarah - 2014, 15
 Haynes, Kristen - 1987, 88, 89, 90
 Hemann, Jackie - 1992
 Henderson, Ann - 1994, 95, 96, 97
 Henderson, Carrie - 1986
 Hofer, Lori - 1983
 Horvath, Cheryl - 1978, 79
 Hudgins, Lesley - 1986, 87, 88
 Hughes, Janelle - 2003, 04, 05, 06
 Hutchinson, Martha - 1978, 79, 80, 81
 Hunter, Shavonna - 2000, 01, 02
 Inman, Bridget - 1993
 Issenmann, Jeré - 2002, 03, 04, 05
 Johnson, Jennifer - 1985, 86, 87, 88
 Jones, Brianna - 2010
 Josil, Fabiola - 2009, 10
 Klingler, Vicki - 1991, 93, 94
 Kissinger, Brooke - 2015
 Kordas, Judy - 1978, 79
 Lawrence, Cathy - 1983
 Leonard, Brett - 2003, 04
 Leonhardt, Casey - 1997, 98
 Lewis, Gia - 1998
 Limestall, Susan - 1975, 76, 77
 Livingston, Sarah - 2014

M-N-O

Magas, Barbella - 1977, 78
 Magrum, Kersten - 2010, 12, 13
 Marcauskaite, Iveta - 2001, 02
 Martin, Kylie - 1999, 2000
 McCarthy, Erin - 2006, 07, 08
 McClellan, Angie - 1986, 87
 McClelland, Kim - 1989
 McConnell, Ashley - 2014, 15
 McCully, Lydia - 2009, 10, 11, 12
 McGee, Centrese - 2011
 Means, Pam - 1983, 84, 86
 Middeler, Jenny - 1983, 84, 85, 86
 Mitchell, Eboni - 2009, 10, 11, 12
 Moore, Amber - 2011, 12, 13, 14
 Morris, Kierra - 2012, 13
 Morency, Pat - 1979, 80, 81, 82
 Mowen, Kira - 2004
 Nelson, Barbara - 1975
 Nyquist, Megan - 2006
 Oden, Nia - 2012, 13, 14, 15
 O'Neil, Anne - 2001
 Owens, Courtney - 2011

P-Q

Parker, Melissa - 1997, 98, 99, 2000
 Penn, Karisma - 2010, 11, 12, 13
 Pfeiffer, Stacey - 1984
 Piper, McKenzie - 2013
 Platt, Lolita - 1992, 93
 Polk, Jonelle - 1984, 85, 86, 87
 Preacely, Robbyn - 1993
 Prina, Jodi - 1977, 78

R

Reinking, Krista - 1995, 96, 97, 98
 Ricketts, Diane - 1982
 Riley, Kate - 1989, 90, 91, 92
 Roacsh, Arlena, 1990, 91
 Roberts, Linda - 1975, 76
 Robertson, Currie - 1995, 96
 Robinson, Lisa - 1979, 80, 81, 82
 Robinson, Lynnette - 1979, 80, 81, 82
 Rodriguez, Sandra - 1978
 Romic, Stephanie - 1983, 84, 85, 86
 Roosevelt, Rita - 1977
 Ruholl, Connie - 1991, 93
 Rukavina, Lana - 2009, 10, 11, 12

S-T-U-V

Sanderson, Lauren - 1997
 Shade, Susan - 1975
 Sharp, Sarah - 1988, 89, 90, 91
 Sheeler, Alicia - 1997, 98, 99
 Shellander, Nancy - 1984
 Simmons, Kyle - 2015
 Simpson, Lacey - 2007, 08, 09, 10
 Smith, Aimee - 1994, 95, 96, 97
 Smith, Alexis - 2012, 13, 14
 Smith, Jenna - 2007, 08, 09, 10
 Smith, Yolanda - 2001, 02
 Stein, Cindy - 1982, 83
 Steuby, Chrissy - 1996
 Stevenson, Margot - 1975
 Tabon, Audrey - 2004, 05, 06, 08
 Taylor, Deb - 1980, 81
 Terrien, Molly - 1984, 85
 Thomas, Kelly - 1985
 Todd, Josie - 1988
 Toone, Whitney - 2009, 10
 Tortorelli, Jeanne - 1983
 Travnik, Mary Pat - 1976, 77, 78, 79
 Tuck, Taylor - 2012, 13, 14, 15
 Umbach, Dana - 1975
 Vana, Dawn - 1999, 2000, 01, 02
 Vandertop, Sara - 1996, 97, 98
 VanHandel, Kerry - 1987, 89, 90
 Vasey, Nicole - 1995, 96, 97, 98
 Vossen, Michele - 1981, 82, 83, 84

W-X-Y-Z

Walker, Sharmella - 1989, 91, 92
 Washington, Acquanetta - 1988
 Waters, Sonya - 1989, 90, 91, 92
 White, Chatrice - 2015
 White, Liz - 1983, 84, 85, 86
 Whitehead, Chenise - 1983, 85, 86
 Wigley, Erin - 2004, 05, 06, 07
 Williams, Angelina - 2002, 03, 04, 05
 Wilson, Holly - 1999, 2000, 01, 02
 Wright, Carolyn - 1980, 81
 Wright, Jessica - 2003
 Wunder, Linda - 1978, 79, 80, 81
 Wustrack, Sarah - 1999
 Yanni, Aminata - 2001, 02, 03, 04
 Zurek, Elizabeth - 1996, 97, 98

ALL-TIME JERSEY NUMBERS

00

Karisma Penn	2010-11-12-13
Erin McCarthy	2006-07-08
Yolanda Smith	2001-02
Kylie Martin	1999-00

0

Sarah Hartwell	2013-14-15
----------------	------------

1

Mckenzie Piper	2013
Whitney Toone	2009-10
Janelle Hughes	2003-04-05-06

2

Taylor Gleason	2014-15
Centrese McGee	2011-12
Missy Mitidiero	2004
Anne O'Neil	2001

3

Taylor Tuck	2012-13-14-15
Fabiola Josil	2009-10
Jessica Wright	2003
Lauren Sanderson	1997

4

Sarah Livingston	2014
Allison Guth	2002-03-04
Shavonna Hunter	2000
Jill Estey	1990-91-92-93

5

Nia Oden	2012-13-14-15
Destiny Williams	2010
Sally Albers	1996-97-98

10

Amarah Coleman	2015
Cassie Dumoulin	2013
Allison Curtin	1999-00-01
Marchoe Dill	1997
Robbyn Preacely	1993
Kristen Haynes	1987-88-89-90

11

Eboni Mitchell	2009-10-11-12
Victoria Arndt	2006
Iveta Marcauskaite	2001-02
Suzanne Curtin	2000
Sarah Wustrack	1999
Chrissy Steuby	1995-96
Arlena Roach	1990-91-92
Jenny Johnson	1985-86-87-88
Pat Morency	1979
Barbella Magas	1976-77-78

12

Ashley McConnell	2014-15
Lydia McCully	2008-09-10-11-12
Brett Leonard	2003-04
Tauja Catchings	1997-98-99-00
Angie McClellan	1985-86-87-88
Linda Wunder	1980-81
Jan Carlson	1976

13

Mikaala Shackelford	2014-15
Eriel Davis	2013
Jenna Smith	2007-08-09-10
Ann Henderson	1994-95-96-97

14

Megan Nyquist	2005-06
Suzanne Curtin	2001
Kelly Dexter	1998
Jackie Hemann	1992-93
Sandra Harris	1988-89
Pam Means	1983-84
Carolyn Wright	1980-81
Cheryl Horvath	1978-79

15

Kyley Simmons	2014-15
Audrey Tabon	2004-05-06-07-08
Gia Lewis	1998
Kelly Dexter	1996-97
Tonya Booker	1991-92-93-94
Kathy Flannigan	1977-78-79-80
Marijo Dluzak	1976

20

Brittany Carter	2015
Alexis Burke	2011-12
Lori Bjork	2006-07-08
Sara Vandertop	1996-97-98
Cathy Lawrence	1983
Liz Brauer	1979
Susan Boner	1978
Linda Roberts	1976

21

Brooke Kissinger	2015
Macie Blinn	2009-10-11-12
Maggie Acuna	2003-04-05-06
Lisa Guarneri	1998-99
Aimee Smith	1995-96-97
Lisa Bradley	1985-86-87-88
Lori Hofer	1983
Linda Wunder	1978-79
Rita Roosevelt	1977

22

Ivory Crawford	2012-13-14-15
Lacey Simpson	2006-07-08-09-10
Tiffanie Guthrie	2002-03-04-05
Kristi Faulkner	2000
Elizabeth Zurek	1996-97-98
Vicki Klingler	1991-92-93-94
Acquanetta Washington	1988
Pam Means	1985-86
Pat Morency	1980-81-82

23

Alexis Smith	2012-13-14-15
Shavonna Hunter	2001-02
Melissa Parker	1997-98-99-00
Mandy Cunningham	1991-92-93-94
Michele Vossen	1981-82-83-84
Jodie Prina	1978

24

Adrienne GodBold	2010-11-12-13
Holly Wilson	1999-00-01-02
Lolita Platt	1992-93
Jonelle Polk	1985-86-87
Judy Kordas	1978-79

25

Kennedy Cattenhead	2014-15
Chelsea Buher	2008
Jeré Issenmann	2002-03-04-05
Krista Reinking	1995- 96-97-98
Josie Todd	1987-88-89-90
Cindy Stein	1982-83
Deb Taylor	1980-81
Joyce Gallagher	1979
Becky Beach	1978

30

Rebecca Harris	2007-08
Aminata Yanni	2001-02-03-04
Kris Dupps	1992-93-94-95
Kim McClelland	1989
Jae Allen	1975-76

31

Kira Mowen	2004-05
Currie Robertson	1995-96
Sarah Sharp	1988-89-90-91
Liz White	1983-84-85-86
Martha Hutchinson	1978

32

Chatrice White	2015
Kierra Morris	2012-13
Danyel Crutcher	2005-06-07-08
Karen Hagberg	2000-01-02-03
Ashley Berggren	1996-97-98
Bridget Toomey	1994
Monica Cundiff	1989-90-91-92
Molly Terrien	1984-85
Martha Hutchinson	1979-80-81

33

Chelsea Gordon	2006-07-08-09
Angelina Williams	2002-03-04-05
Susan Blauser	1999-00
Kelly Bond	1995-96-97-98
Connie Ruholl	1990-91-92-93
Dee Dee Deeken	1986-87-88-89
Kelley Thomas	1985
Kim Brombolich	1981-82
Sandra Rodriguez	1978
Becky Beach	1976

34

Jacqui Grant	2014-15
Lana Rukavina	2009-10-11-12
Erin Wigley	2004-05-06-07
Nicole Vasey	1995-96-97-98
Stephanie Dial	1990-91
Jonelle Polk	1984
Lisa Robinson	1979-80-81-82
Susan Boner	1976

35

Danielle Gratton	2006-07
Alicia Sheeler	1997-98-99
Ashley Berggren	1995
Cindy Dilger	1992-93
Stephanie Romic	1983-84-85-86
Mary Pat Travník	1978-79
Susan Limestall	1976

40

Sharmella Walker	1989-90-91-92
Diane Eickholt	1981-82-83-84
Carol Carmichael	1978-79
Betty Anderson	1976

41

Jenny Middeler	1983-84-85-86
Diane Ricketts	1981-82
Lynette Robinson	1979

42

Amber Moore	2010-11-12-13-14
Kate Riley	1989-90-91-92
Stacey Pfeifer	1984-85
Jeanne Tortorelli	1983
Mary Pat Travník	1976

43

Doris Carie	1987-88-89-90
Nancy Shellander	1984
Lynette Robinson	1980-81-82

44

Kersten Magrum	2010-11-12-13
Brittney Daugherty	2003-04-05-06
Katie Coleman	1997-98
Cindi Hanna	1993-94-95-96
Sonya Waters	1989-90-91-92
Chenise Whitehead	1983-84-85-86
Liz Brauer	1979-81

45

Brenda Blackburn	2001-02-03-04
------------------	---------------

50

Brianna Jones	2010
Stephanie Chelleen	2005-06-07-08

51

Lesley Hudgins	1984-85-86-88
----------------	---------------

52

Dawn Vana	1999-00-01-02
Bridget Inman	1993
Carrie Henderson	1985-86-87-88

53

Kendra Gantt	1982-83-84-85
--------------	---------------

54

Marchoe Dill	1993-96
Kerry VanHandel	1986-90

55

Cindy Dallas	2000-01-02-03-04
Casey Leonhardt	1996-98
Anita Clinton	1992-95

THE LAST TIME

Illinois scored 100 points or more	Nov. 17, 2013 vs. Alcorn State (Illinois 112, Alcorn State 28)
Illinois scored 90 points or more	Feb. 5, 2015 vs. Minnesota (Illinois 95, Minnesota 69)
Illinois scored 50 points or less	Feb. 21, 2015 at Purdue (Illinois 47, Purdue 46)
Illinois scored 40 points or less	Jan. 12, 2009 vs. Ohio State (Ohio State 67, Illinois 35)
Illinois gave up 100 points or more	Feb. 15, 2001 at Penn State (Penn State 101, Illinois 80)
Illinois gave up 90 points or more	Jan. 30, 2014 at Ohio State (Illinois 64, Georgia Tech 90)
Illinois gave up 40 points or less	No. 17, 2013 vs. Alcorn State (Illinois 112, Alcorn State 28)
Illinois won by 40+ points	Nov. 17, 2013 vs. Alcorn State (Illinois 112, Alcorn State 28)
Illinois won an overtime game	Jan. 26, 2012 at Michigan State (Illinois 71, Michigan State 62 [OT])
Illinois lost an overtime game	Nov. 29, 2014 vs. Oklahoma (Oklahoma 78, Illinois 76 [OT])
Illinois made 10 or more three-pointers	Feb. 5, 2015 vs. Minnesota, 10-23 (Illinois 95, Minnesota 69)
An Illinois opponent made 10 or more three-pointers	Feb. 25, 2015 vs. Michigan State, 11-23 (Michigan State 67, Illinois 65)
An Illinois player scored 30+ points	Feb. 28, 2015, Chatrice White, 30 vs. Michigan (Illinois 72, Michigan 60)
An Illinois player scored 40+ points	Jan. 14, 1996, Ashley Berggren, 43 at Minnesota (Illinois 87, Minnesota 76)
An opposing player scored 30+ points	Jan. 15, 2015, Aerial Powers, 33 at Michigan State (Michigan State 63, Illinois 56)
An opposing player scored 40+ points	Dec. 16, 1989, Carol Owens, 41 at Northern Illinois (Northern Illinois 110, Illinois 93)
An Illinois player had a triple-double	Jan. 22, 1982, Kim Brombolich vs. Eastern Michigan, 13 p, 11 r, 15 a (Illinois 107, Eastern Michigan 73)
An opposing player had a triple-double	Dec. 2, 2006, Armentie Price, Ole Miss, 34 p, 15 r, 12 st (Ole Miss 75, Illinois 50)
No Illini scored double figures	March 2, 2007 vs. Penn State at Big Ten Tournament (Penn State 61, Illinois 49 - Rebecca Harris had 8)
No opposing player scored double figures	Nov. 25, 2011 vs. Arizona State (Arizona State 51, Illinois 50)
Two Illini players had a double-double in the same game	Feb. 10, 2013 vs Minnesota, Karisma Penn 22 p, 11 r and Adrienne GodBold 20 p, 10 r (Minnesota 66, Illinois 76)
An Illini had 15+ rebounds	Jan. 8, 2015, Jacqui Grant, 15, vs. #17 Iowa (Illinois 73, #17 Iowa 61)
An Illini had 20+ rebounds	Feb. 7, 2010, Jenna Smith, 20, vs. Indiana (Indiana 67, Illinois 54)
An Illini had 25+ rebounds	Jan. 23, 1975, Betty Anderson, 30, vs. Eastern Illinois (Illinois 57, Eastern Illinois 51 [OT])
An opposing player had 15+ rebounds	Feb. 21, 2015, Liza Clemons, 15, at Purdue (Illinois 47, Purdue 46)
An opposing player had 20+ rebounds	Jan. 4, 1985, Laura Coener, Minnesota, 21 (Minnesota 77, Illinois 61)
An opposing player had 25+ rebounds	Never
An Illini had 10+ assists	Feb. 5, 2015, Ivory Crawford, 11, vs. Minnesota (Illinois 95, Minnesota 69)
An Illini had 15+ assists	Jan. 15, 2006, Maggie Acuna, 16, at Wisconsin (Illinois 84, Wisconsin 54)
An opposing player had 10+ assists	Jan. 8, 2015, Samantha Logic, 14, vs. #17 Iowa (Illinois 73, #17 Iowa 61)
An opposing player had 15+ assists	March 12, 1983, Debbie Hunter, 15, vs. Minnesota (Minnesota 89, Illinois 65)
An Illini player made 5+ three-pointers	Feb. 16, 2014, Amber Moore, 5, vs. Michigan (Illinois 63, Michigan 70)
An Illini player made 8+ three-pointers	Nov. 29, 1997, Katie Coleman, 9, vs. Providence, at Puerto Rico (Illinois 106, Providence 74)
An Illini player made 10+ three-pointers	Never
An opposing player made 5+ three-pointers	March 5, 2015, Natalie Romeo, 7, vs. Nebraska (Nebraska 86, Illinois 71)
An opposing player made 8+ three-pointers	Jan. 8, 2015, Melissa Dixon, 8, #17 Iowa (Illinois 73, #17 Iowa 61)
Illinois shot 60 pct. FG or better	Nov. 22, 2010, .616 (45-73) vs. Cal Poly (Illinois 104, Cal Poly 63)
Illinois shot 30 pct. FG or lower	Feb. 21, 2015, .265 (18-68) at Purdue (Illinois 47, Purdue 46)
An opponent shot 60 pct. FG or better	March 5, 2015, .617 (29-47), vs. Nebraska (Nebraska 84, Illinois 71)
An opponent shot 30 pct. FG or lower	Dec. 22, 2014, .275 (19-69), Murray State (Illinois 64, Murray State 44)
An opponent shot 25 pct. FG or lower	Nov. 21, 2013, .226 (14-62), Southern Illinois (SIU 43, Illinois 78)
An opponent shot 20 pct. FG or lower	Nov. 17, 2013, .152 (7-46), vs. Alcorn State (Illinois 112, Alcorn State 28)
Illinois forced 30 or more turnovers	Feb. 25, 2015, 34, Michigan State (Michigan State 67, Illinois 65)
Illinois committed 30 or more turnovers	Dec. 2, 2006, 34, at Ole Miss (Ole Miss 75, Illinois 50)
Illinois had 20 or more steals	Nov. 14, 2014, 21, vs. IPFW (Illinois 70, IPFW 63)
An Illinois opponent had 20 or more steals	Dec. 2, 2006, 26, at Ole Miss (Ole Miss 75, Illinois 50)
Illinois blocked 10 or more shots	Dec. 28, 2011, 10, vs. Alabama A&M (Illinois 83, Alabama A&M 65)
Illinois won 5+ games in a row	Nov. 15, 2009-Dec. 2, 2009, 7-game streak
Illinois won 10+ games in a row	Nov. 20, 1981-Jan. 2, 1982, 10-game streak
Illinois lost 5+ games in a row	Jan. 11, 2015-Feb. 1, 2015, 7-game streak
Illinois lost 10+ games in a row	Jan. 27, 2014-March 6, 2014, 11-game streak
Illinois won 5+ in a row at home	Nov. 14, 2014-Dec. 22, 2014, 6-game streak
Illinois won 10+ in a row at home	Dec. 20, 1997-Jan. 5, 1999, 18-game streak
Illinois won 15+ in a row at home	Dec. 20, 1997-Jan. 5, 1999, 18-game streak
Illinois lost 5+ in a row at home	Jan. 3, 2014-March 2, 2014 8-game streak
Illinois lost 10+ in a row at home	Never
Illinois won 5+ in a row away from home	Dec. 9, 2012-Feb. 3, 2013, 6-game streak
Illinois won 10+ in a row away from home	Never



THE RECORD BOOK

1,000 POINT CLUB	96-98
SCHOOL / FRESHMAN RECORDS	99
INDIVIDUAL RECORDS	99-105
TEAM RECORDS	106-108
HOME COURT RECORDS	109-110
BIG TEN TOURNAMENT RECORDS	111
ILLINOIS HONOR ROLL	112-114
TEAM AWARD WINNERS	115-116

1,000 POINT CLUB



1. JENNA SMITH

2,160 POINTS

YEAR	G-GS	FGM-FGA/%	3PM-3PA/%	FTM-FTA/%	REB/AVG	PF/DQ	PTS/AVG	A	TO	B	ST
2006-07	30-22	130-253/.514	1-3/.333	71-92/.772	233/7.8	56/0	332/11.1	55	42	39	18
2007-08	35-35	239-475/.503	11-26/.423	151-194/.778	329/9.4	66/0	640/18.3	71	92	59	37
2008-09	31-31	220-464/.474	4-24/.167	129-161/.801	268/8.6	77/1	573/18.5	57	86	63	34
2009-10	34-33	224-447/.501	30-76/.395	137-155/.884	387/11.4	86/0	615/18.1	72	79	70	28
TOTAL	130-121	813-1639/.496	46-129/.357	488-602/.811	1217/9.4	285/1	2160/16.6	255	299	231	117



2. ASHLEY BERGGREN

2,089 POINTS

YEAR	G-GS	FGM-FGA/%	3PM-3PA/%	FTM-FTA/%	REB/AVG	PF/DQ	PTS/AVG	A	TO	B	ST
1994-95	26-12	100-237/.422	7-27/.259	68-107/.636	133/5.1	75/2	275/10.6	40	35	4	32
1995-96	28-28	251-510/.492	12-59/.203	175-215/.814	263/9.4	91/2	689/24.6	70	95	6	56
1996-97	32-32	197-379/.520	7-24/.292	170-215/.791	208/6.5	89/1	571/17.8	135	85	5	60
1997-98	30-27	200-351/.570	5-14/.357	149-208/.716	175/5.8	90/3	554/18.5	83	75	3	35
TOTAL	116-99	748-1477/.506	31-124/.250	562-745/.754	779/6.7	345/8	2089/18.0	328	290	18	183



3. JONELLE POLK

1,984 POINTS

YEAR	G-GS	FGM-FGA/%	3PM-3PA/%	FTM-FTA/%	REB/AVG	PF/DQ	PTS/AVG	A	TO	B	ST
1983-84	28-3	97-186/.522	--	37-53/.698	123/4.4	36/0	231/8.3	31	38	10	20
1984-85	28-26	210-394/.533	--	82-127/.646	282/10.1	61/1	502/17.9	54	78	45	47
1985-86	30-30	251-429/.585	--	122-178/.685	268/8.9	73/2	624/20.8	38	65	30	49
1986-87	29-29	257-440/.584	0-0/.000	113-157/.720	260/9.0	62/0	627/21.6	63	71	50	42
TOTAL	115-88	815-1449/.562	0-0/.000	354-515/.687	933/8.1	232/3	1984/17.3	186	252	135	158



4. KARISMA PENN

1,965 POINTS

YEAR	G	FGM-FGA/%	3PM-3PA/%	FTM-FTA/%	REB/AVG	PF/DQ	PTS/AVG	A	TO	B	ST
2009-10	34-33	142-347/.409	5-19/.263	80-137/.584	187/5.5	106/3	369/10.9	60	113	57	39
2010-11	32-32	218-424/.514	7-15/.467	117-187/.626	320/10.0	99/5	560/17.5	58	127	78	62
2011-12	30-30	153-318/.481	2-9/.222	95-161/.590	219/7.3	106/3	403/13.4	68	118	64	45
2012-13	33-33	223-441/.506	8-30/.267	179-262/.683	317/9.6	115/8	633/19.2	45	116	72	96
TOTAL	129-128	736-1,530/.481	22-73/.301	471-747/.631	1,043/8.1	426/19	1965/15.2	231	474	271	242



5. LISA ROBINSON

1,906 POINTS

YEAR	G	FGM-FGA/%	3PM-3PA/%	FTM-FTA/%	REB/AVG	PF/DQ	PTS/AVG	A	TO	B	ST
1978-79	21	94-188/.500	--	65-84/.774	98/4.7	29/1	253/12.0	11	50	--	--
1979-80	27	190-415/.458	--	110-139/.791	112/4.2	55/0	490/18.1	33	72	3	37
1980-81	31	254-506/.502	--	150-169/.888	96/3.1	51/1	658/21.2	69	92	5	42
1981-82	30	210-387/.543	--	85-100/.850	167/5.6	72/2	505/16.8	64	74	2	51
TOTAL	109	748-1496/.500	--	410-492/.833	473/4.4	207/4	1906/17.4	177	288	10	130



6. ANGELINA WILLIAMS

1,639 POINTS

YEAR	G-GS	FGM-FGA/%	3PM-3PA/%	FTM-FTA/%	REB/AVG	PF/DQ	PTS/AVG	A	TO	B	ST
2001-02	29-8	96-220/.436	11-42/.262	32-41/.780	119/4.1	50/1	235/8.1	41	55	23	37
2002-03	29-21	181-399/.454	26-75/.347	58-78/.744	125/4.3	68/1	446/15.4	78	90	24	48
2003-04	27-27	175-417/.420	13-61/.213	62-85/.729	140/5.2	64/1	425/15.7	74	85	28	53
2004-05	30-23	217-488/.445	37-115/.322	62-85/.729	137/4.6	54/0	533/17.8	81	101	37	63
TOTAL	115-79	669-1,524/.439	87-293/.297	214-289/.740	521/4.5	236/3	1639/14.3	274	331	112	201



7. MANDY CUNNINGHAM

1,536 POINTS

YEAR	G-GS	FGM-FGA/%	3PM-3PA/%	FTM-FTA/%	REB/AVG	PF/DQ	PTS/AVG	A	TO	B	ST
1990-91	28-28	127-370/.343	57-155/.368	62-74/.838	112/4.0	34/0	373/13.3	40	57	1	29
1991-92	28-28	147-395/.372	32-92/.348	101-121/.835	106/3.8	18/0	427/15.3	40	84	3	13
1992-93	27-27	90-270/.333	37-117/.316	76-97/.784	87/3.2	29/0	293/10.9	39	60	1	26
1993-94	27-27	142-346/.410	42-104/.404	117-143/.818	117/4.3	34/0	443/16.4	51	83	0	25
TOTAL	110-110	506-1381/.366	168-468/.359	356-435/.818	422/3.8	115/0	1536/14.0	170	284	5	93



8. ALLISON CURTIN

1,529 POINTS

YEAR	G-GS	FGM-FGA/%	3PM-3PA/%	FTM-FTA/%	REB/AVG	PF/DQ	PTS/AVG	A	TO	B	ST
1998-99	31-7	126-282/.447	28-72/.389	120-145/.828	124/4.0	92/3	400/12.9	75	96	9	60
1999-00	34-34	213-453/.470	40-97/.412	133-162/.821	194/5.7	117/6	599/17.6	95	127	14	90
2000-01	33-32	200-432/.463	46-114/.404	84-109/.771	187/5.7	99/2	530/16.1	141	105	4	102
TOTAL	98-73	539-1167/.462	114-283/.403	337-416/.810	505/5.2	309/11	1529/15.6	311	328	27	252



9. KENDRA GANTT

1,526 POINTS

YEAR	G	FGM-FGA/%	3PM-3PA/%	FTM-FTA/%	REB/AVG	PF/DQ	PTS/AVG	A	TO	B	ST
1981-82	30	130-247/.526	--	52-71/.732	226/7.5	75/2	312/10.4	24	69	36	32
1982-83	28-26	245-440/.557	--	98-117/.838	246/8.8	71/2	588/21.0	40	111	57	46
1983-84	28-27	172-331/.520	--	42-56/.750	169/6.0	62/1	386/13.8	34	70	34	45
1984-85	28-18	101-197/.513	--	38-54/.704	162/5.8	67/3	240/8.6	43	68	29	38
TOTAL	114	648-1215/.533	--	230-298/.772	803/7.0	275/2.4	1526/13.4	141	318	156	161

1,000 POINT CLUB (CONTINUED)

**10. SARAH SHARP****1,516 POINTS**

YEAR	G-GS	FGM-FGA/%	3PM-3PA/%	FTM-FTA/%	REB/AVG	PF/DQ	PTS/AVG	A	TO	B	ST
1987-88	28-2	43-130/.331	0-2/.000	29-49/.592	89/3.2	75/3	115/4.1	30	49	4	21
1988-89	29-28	184-419/.439	2-4/.500	113-143/.790	187/6.5	81/0	483/16.7	70	103	0	63
1989-90	28-28	158-407/.388	13-37/.351	104-159/.654	214/7.6	69/2	433/15.5	77	111	3	51
1990-91	27-27	174-444/.392	24-89/.270	113-137/.825	154/5.7	62/0	485/18.0	54	106	3	45
TOTAL	112-85	559-1400/.399	39-132/.295	359-488/.736	644/5.8	285/5	1516/13.5	231	369	10	180

**11. TAUJA CATCHINGS****1,502 POINTS**

YEAR	G-GS	FGM-FGA/%	3PM-3PA/%	FTM-FTA/%	REB/AVG	PF/DQ	PTS/AVG	A	TO	B	ST
1996-97	30-18	104-246/.423	0-1/.000	54-75/.720	148/4.9	64/0	262/8.7	44	65	5	54
1997-98	30-30	132-315/.419	0-1/.000	88-144/.611	186/6.2	102/6	352/11.7	109	115	20	62
1998-99	28-28	133-329/.404	0-1/.000	100-149/.671	220/7.9	89/4	366/13.1	103	86	24	41
1999-00	34-34	195-461/.423	3-16/.188	129-176/.733	271/8.0	118/9	522/15.4	86	84	25	54
TOTAL	122-83	564-1351/.417	3-19/.158	371-544/.682	825/6.8	373/19	1502/12.3	342	350	74	211

**12. AMBER MOORE****1,449 POINTS**

YEAR	G-GS	FGM-FGA/%	3PM-3PA/%	FTM-FTA/%	REB/AVG	PF/DQ	PTS/AVG	A	TO	B	ST
2009-10	1-0	3-7/.429	2-5/.400	0-0/.000	0/0.0	0/0	8/8.0	1	3	0	1
2010-11	32-13	102-291/.351	65-194/.335	23-25/.920	101/3.2	34/0	292/9.1	53	50	1	17
2011-12	30-29	96-261/.368	54-164/.329	33-41/.805	88/2.9	35/0	279/9.3	56	69	5	37
2012-13	33-33	130-345/.377	86-236/.364	66-76/.868	146/4.4	59/0	412/12.5	87	77	9	60
2013-14	30-27	160-420/.381	88-249/.353	50-61/.820	139/4.6	82/1	458/15.3	68	53	5	52
TOTAL	126-102	491-1324/.371	295-848/.348	172-203/.847	474/3.8	210/1	1449/11.5	265	252	20	167

**13. TIFFANIE GUTHRIE****1,382 POINTS**

YEAR	G-GS	FGM-FGA/%	3PM-3PA/%	FTM-FTA/%	REB/AVG	PF/DQ	PTS/AVG	A	TO	B	ST
2001-02	28-4	68-158/.430	11-42/.262	53-70/.757	106/3.8	49/1	200/7.1	42	50	6	33
2002-03	29-6	99-269/.368	29-88/.330	83-118/.703	118/4.1	70/0	310/10.7	43	72	17	35
2003-04	28-28	141-366/.385	10-59/.169	102-136/.750	204/7.3	55/0	394/14.1	92	82	22	53
2004-05	30-30	186-410/.454	9-45/.200	97-137/.708	182/6.1	40/0	478/15.9	83	66	20	46
TOTAL	115-68	494-1203/.411	59-234/.252	335-461/.727	610/5.3	214/1	1382/12.0	260	270	65	167

**14. KRIS DUPPS****1,373 POINTS**

YEAR	G-GS	FGM-FGA/%	3PM-3PA/%	FTM-FTA/%	REB/AVG	PF/DQ	PTS/AVG	A	TO	B	ST
1991-92	28-28	81-234/.346	3-5/.600	40-70/.571	133/4.8	44/1	205/7.3	40	65	4	28
1992-93	27-27	118-352/.335	9-32/.281	71-106/.670	222/8.2	61/1	316/11.7	54	91	5	28
1993-94	27-27	178-427/.417	13-40/.325	82-119/.689	202/7.5	78/3	451/16.7	37	82	7	52
1994-95	27-27	148-400/.370	12-47/.255	93-131/.708	266/9.9	84/2	401/14.9	81	75	6	35
TOTAL	109-109	525-1413/.372	37-124/.298	286-426/.671	823/7.6	267/7	1373/12.6	212	313	22	143

**15. CINDY DALLAS****1,346 POINTS**


YEAR	G-GS	FGM-FGA/%	3PM-3PA/%	FTM-FTA/%	REB/AVG	PF/DQ	PTS/AVG	A	TO	B	ST
1998-99	3-0	9-16/.563	0-0/.000	8-11/.727	13/4.3	10/1	26/8.7	1	1	2	1
1999-00	1-0	1-1/.000	0-0/.000	2-2/.000	1/1.0	0/0	4/4.0	0	1	0	0
2000-01	32-17	90-178/.506	0-0/.000	35-49/.714	186/5.8	86/1	215/6.7	20	71	16	52
2001-02	29-29	164-308/.532	0-0/.000	75-115/.652	272/9.4	108/5	403/13.9	32	78	25	70
2002-03	29-29	119-254/.469	0-3/.000	120-170/.706	278/9.6	108/4	358/12.3	44	86	19	56
2003-04	26-23	130-264/.492	0-0/.000	80-122/.656	264/10.2	88/1	340/13.1	34	84	21	40
TOTAL	120-98	513-1,021/.506	0-3/.000	320-469/.682	1014/8.2	391/12	1346/10.9	131	321	83	219

**16. LYNNETTE ROBINSON****1,322 POINTS**

YEAR	G	FGM-FGA/%	3PM-3PA/%	FTM-FTA/%	REB/AVG	PF/DQ	PTS/AVG	A	TO	B	ST
1978-79	21	75-162/.451	--	25-35/.714	96/4.6	32/0	175/8.3	19	40	--	--
1979-80	27	137-294/.464	--	65-89/.730	230/8.5	97/4	339/12.6	27	86	4	44
1980-81	31	193-350/.551	--	118-153/.771	335/10.8	88/2	504/16.3	56	91	12	45
1981-82	24	110-225/.489	--	84-114/.737	235/9.8	64/3	304/12.7	59	69	3	33
TOTAL	103	515-1031/.500	--	292-391/.747	894/8.7	281/9	1322/12.8	161	286	19	122

**17. KRISTA REINKING****1,215 POINTS**

YEAR	G-GS	FGM-FGA/%	3PM-3PA/%	FTM-FTA/%	REB/AVG	PF/DQ	PTS/AVG	A	TO	B	ST
1994-95	23-6	79-198/.399	35-104/.337	42-56/.750	62/2.7	55/1	235/10.2	36	88	0	15
1995-96	28-28	142-392/.362	74-221/.335	88-114/.772	120/4.3	76/1	446/15.9	109	113	0	43
1996-97	30-20	91-244/.373	47-137/.343	50-60/.833	87/2.9	55/1	279/9.3	87	89	1	29
1997-98	30-7	85-244/.348	38-120/.317	47-63/.746	97/2.9	68/2	255/8.5	69	64	0	29
TOTAL	111-61	397-1078/.368	194-582/.333	227-293/.775	366/3.3	254/5	1215/10.9	301	354	1	116

**18. LISA BRADLEY****1,192 POINTS**

YEAR	G-GS	FGM-FGA/%	3PM-3PA/%	FTM-FTA/%	REB/AVG	PF/DQ	PTS/AVG	A	TO	B	ST
1984-85	28-26	139-306/.454	--	28-43/.651	78/2.8	62/0	306/10.9	63	61	0	31
1985-86	30-28	135-275/.491	--	34-49/.694	64/2.1	80/3	304/10.1	100	75	2	36
1986-87	29-28	126-255/.494	--	27-36/.750	61/2.1	60/1	279/9.6	97	75	2	27
1987-88	28-28	131-323/.406	26-90/.289	15-20/.750	94/3.4	66/3	303/10.8	57	69	2	31
TOTAL	115-110	531-1159/.458	26-90/.289	104-148/.703	297/2.6	268/7	1192/10.4	317	280	6	125

1,000 POINT CLUB (CONTINUED)



19. LACEY SIMPSON

YEAR	G-GS	FGM-FGA/%
2005-06	4-0	4-9/.444
2006-07	31-30	84-208/.404
2007-08	35-24	101-277/.365
2008-09	31-31	151-387/.390
2009-10	34-33	135-319/.423
TOTAL	135-118	475-1200/.396

1,166 POINTS

3PM-3PA/%	FTM-FTA/%	REB/AVG	PF/DQ	PTS/AVG	A	TO	B	ST
0-1/.000	0-0/.000	10/2.5	3/0	8/2.0	4	2	0	4
23-68/.338	28-42/.667	205/6.6	68/1	219/7.1	100	94	39	71
17-73/.233	34-49/.694	174/5.0	92/3	253/7.2	110	67	38	83
8-37/.216	47-65/.723	283/9.1	89/1	357/11.5	110	108	42	97
38-110/.345	21-37/.568	228/6.7	97/5	329/9.7	127	75	44	113
86-289/.298	130-193/.674	900/6.7	349/10	1166/8.6	451	346	163	368



20. ANGIE MCCLELLAN

YEAR	G-GS	FGM-FGA/%
1984-85	14-13	63-143/.441
1985-86	30-29	143-325/.440
1986-87	29-28	153-304/.503
1987-88	9-8	74-125/.592
TOTAL	82-78	433-897/.498

1,116 POINTS

3PM-3PA/%	FTM-FTA/%	REB/AVG	PF/DQ	PTS/AVG	A	TO	B	ST
--	23-37/.622	95/6.8	46/2	149/10.6	41	49	0	34
--	92-125/.736	177/5.9	106/5	378/12.6	107	155	1	57
--	101-136/.743	207/7.1	92/3	407/14.0	101	123	2	70
0-0/.000	34-45/.756	70/7.8	28/2	182/20.2	25	30	0	21
0-0/.000	250-343/.729	549/6.7	268/12	1116/13.6	274	357	3	182



21. LORI BJORK

YEAR	G-GS	FGM-FGA/%
2005-06	31-28	98-274/.358
2006-07	31-31	133-325/.409
2007-08	35-35	101-274/.369
TOTAL	97-94	332-873/.380

1,106 POINTS

3PM-3PA/%	FTM-FTA/%	REB/AVG	PF/DQ	PTS/AVG	A	TO	B	ST
53-154/.344	64-79/.810	83/2.7	36/1	313/10.1	41	58	12	21
84-218/.385	94-114/.825	78/2.5	58/2	444/14.3	79	91	6	14
77-204/.377	70-80/.875	84/2.4	70/1	349/10.0	87	101	7	24
214-576/.372	228-273/.835	245/2.5	164/4	1106/11.4	207	250	25	59



22. ALICIA SHEELER

YEAR	G-GS	FGM-FGA/%
1996-97	32-23	166-332/.500
1997-98	28-19	137-265/.517
1998-99	31-30	160-330/.485
TOTAL	91-72	463-927/.499

1,091 POINTS

3PM-3PA/%	FTM-FTA/%	REB/AVG	PF/DQ	PTS/AVG	A	TO	B	ST
10-27/.370	52-84/.619	229/7.2	89/1	394/12.3	37	28	59	49
4-11/.364	55-82/.671	222/7.9	74/3	333/11.9	17	66	15	19
4-21/.190	40-59/.678	229/7.4	80/3	364/11.7	27	50	17	40
18-59/.305	147-225/.653	680/7.5	243/7	1091/12.0	81	144	91	108



23. ADRIENNE GODBOLD

YEAR	G-GS	FGM-FGA/%
2009-10	33-4	69-170/.406
2010-11	27-1	95-204/.466
2011-12	29-6	104-219/.475
2012-13	22-22	132-319/.414
TOTAL	111-33	400-912/.439

1,060 POINTS

3PM-3PA/%	FTM-FTA/%	REB/AVG	PF/DQ	PTS/AVG	A	TO	B	ST
13-50/.260	33-48/.688	88/2.7	80/0	184/5.6	32	80	19	30
15-44/.341	44-62/.710	96/3.6	81/4	249/9.2	39	74	33	46
17-50/.340	52-68/.765	122/4.2	94/4	277/9.6	51	59	28	56
18-74/.243	68-86/.791	156/7.1	81/7	350/15.9	26	81	17	65
63-218/.289	197-264/.746	462/4.2	336/15	1060/9.5	148	294	97	197



T-24. SUSAN BLAUSER

YEAR	G-GS	FGM-FGA/%
1998-99	31-30	204-374/.545
1999-00	34-34	186-356/.522
TOTAL	65-64	390-730/.534

1,023 POINTS

3PM-3PA/%	FTM-FTA/%	REB/AVG	PF/DQ	PTS/AVG	A	TO	B	ST
0-2/.000	123-160/.769	226/7.3	92/4	531/17.1	60	92	21	37
0-0/.000	120-177/.678	268/7.9	110/5	492/14.5	62	105	41	62
0-2/.000	243-337/.721	494/7.6	202/9	1023/15.7	122	197	62	99



T-24. ERIN WIGLEY

YEAR	G-GS	FGM-FGA/%
2003-04	28-26	82-190/.432
2004-05	30-22	108-243/.444
2005-06	31-31	134-326/.411
2006-07	31-10	83-208/.399
TOTAL	120-89	407-967/.421

1,023 POINTS

3PM-3PA/%	FTM-FTA/%	REB/AVG	PF/DQ	PTS/AVG	A	TO	B	ST
4-9/.444	35-55/.636	126/4.5	81/2	203/7.3	23	52	18	13
3-18/.167	51-74/.689	141/4.7	79/1	270/9.0	15	56	12	19
8-26/.308	70-94/.745	169/5.5	85/3	346/11.2	37	85	16	36
1-4/.250	37-55/.673	137/4.4	65/1	204/6.6	32	70	16	11
16-57/.281	193-278/.694	573/4.8	310/7	1023/8.5	107	263	62	79




26. IVORY CRAWFORD

YEAR	G-GS	FGM-FGA/%
2011-12	30-23	73-215/.340
2012-13	33-33	142-348/.408
2013-14	30-30	158-378/.418
2014-15	25-25	152-331/.308
TOTAL	118-111	525-1272/.413

1,409 POINTS

3PM-3PA/%	FTM-FTA/%	REB/AVG	PF/DQ	PTS/AVG	A	TO	B	ST
17-54/.315	34-52/.654	118/3.9	69/1	197/6.6	28	45	15	29
41-134/.306	64-93/.688	143/4.3	130/11	389/11.8	50	76	12	82
23-84/.274	94-145/.648	178/5.9	112/8	433/14.4	62	71	22	66
22-71/.310	64-92/.696	135/5.4	77/5	390/15.6	84	86	7	64
103-343/.300	256-382/.670	574/4.9	388/25	1409/11.9	224	278	56	241



27. JENNY JOHNSON

YEAR	G-GS	FGM-FGA/%
1984-85	27-18	87-208/.418
1985-86	30-28	139-307/.453
1986-87	29-23	73-170/.429
1987-88	26-24	106-266/.399
TOTAL	112-93	405-951/.426

1,005 POINTS

3PM-3PA/%	FTM-FTA/%	REB/AVG	PF/DQ	PTS/AVG	A	TO	B	ST
--	48-59/.814	39/1.4	68/3	222/8.2	140	116	3	45
--	58-74/.784	75/2.5	76/3	336/11.2	134	117	6	52
--	22-29/.759	67/2.3	68/3	168/5.8	138	97	5	34
31-79/.392	36-45/.800	83/3.2	75/3	279/10.7	95	97	4	42
31-79/.392	164-207/.792	264/2.4	499/12	1005/8.9	507	427	18	173

INDIVIDUAL SCHOOL RECORDS

CAREER

POINTS			
2,160	Jenna Smith	2006-10	130 games
REBOUNDS			
1,217	Jenna Smith	2006-10	130 games
ASSISTS			
550	Jill Estey	1989-93	111 games
STEALS			
368	Lacey Simpson	2005-10	135 games
BLOCKED SHOTS			
271	Karisma Penn	2009-13	129 games
FIELD GOALS MADE			
815	Jonelle Polk	1983-87	115 games
FIELD GOALS ATTEMPTED			
1,639	Jenna Smith	2006-10	130 games
FIELD GOAL ACCURACY (MIN. 500 ATTEMPTS)			
.603	Iveta Marcauskaite (358-594)	2000-02	62 games
THREE-POINTERS MADE			
295	Amber Moore	2009-14	126 games
THREE-POINTERS ATTEMPTED			
848	Amber Moore	2009-14	126 games
THREE-POINT ACCURACY (MIN. 150 ATTEMPTS)			
.403	Allison Curtin (114-283)	1998-01	98 games
FREE THROWS MADE			
562	Ashley Berggren	1994-98	116 games
FREE THROWS ATTEMPTED			
747	Karisma Penn	2009-13	129 games
FREE THROW ACCURACY (MIN. 125 ATTEMPTS)			
.847	Amber Moore (172-203)	2009-14	126 games
FOULS			
426	Karisma Penn	2009-13	129 games
SEASON			
POINTS			
689	Ashley Berggren	1995-96	28 games
MOST REBOUNDS			
387	Jenna Smith	2009-10	34 games
MOST OFFENSIVE REBOUNDS			
125	Karisma Penn	2012-13	33 games
MOST ASSISTS			
173	Michele Vossen	1983-84	28 games
MOST STEALS			
113	Lacey Simpson	2009-10	34 games
MOST BLOCKED SHOTS			
78	Karisma Penn	2010-11	32 games
FIELD GOALS MADE			
257	Jonelle Polk	1986-87	29 games
FIELD GOALS ATTEMPTED			
510	Ashley Berggren	1995-96	28 games
FIELD GOAL PCT. (MIN. 150 ATTEMPTS)			
.611	Iveta Marcauskaite (206-337)	2001-02	29 games
THREE-POINTERS MADE			
88	Amber Moore	2013-14	30 games
THREE-POINTERS ATTEMPTED			
249	Amber Moore	2013-14	30 games
THREE-POINT ACCURACY (MIN. 50 ATTEMPTS)			
.412	Allison Curtin (40-97)	1999-00	34 games
FREE THROWS MADE			

179	Karisma Penn	2012-13	33 games
FREE THROWS ATTEMPTED			
262	Karisma Penn	2012-13	33 games
FREE THROW PCT. (MIN. 50 ATTEMPTS)			
.888	Lisa Robinson (150-169)	1980-81	31 games
MOST FOULS			
130	Ivory Crawford	2012-13	33 Games

SINGLE GAME

MOST POINTS			
49	Kendra Gantt vs. Kent State (1/3/83)		
MOST REBOUNDS			
30	Betty Anderson vs. Eastern Illinois (1/23/75)		
MOST ASSISTS			
16	Maggie Acuna at Wisconsin (1/15/06)		
MOST STEALS			
10	Shavonna Hunter vs. Kansas (12/18/99)		
MOST BLOCKED SHOTS			
7	Karisma Penn vs. UIC (12/18/10)		
7	Jenna Smith vs. Purdue (2/4/10)		
7	Chatrice White at #8 Maryland (1/18/15)		
MOST FIELD GOALS MADE			
22	Kendra Gantt vs. Kent State (1/3/83)		
MOST FIELD GOALS ATTEMPTED			
32	Kris Dupps (16-32) vs. Kent State (1/2/94)		
32	Sarah Sharp (15-32) vs. N'western (1/27/91)		
BEST FIELD GOAL PCT. (MIN. 10 ATTEMPTS)			
1.000	Cindy Dallas (10-10) vs. Illinois St. (12/6/03)		
MOST 3-POINTERS MADE			
9	Katie Coleman vs. Providence (11/29/97)		
MOST 3-POINTERS ATTEMPTED			
15	Krista Reinking vs. Michigan State (2/16/96)		
15	Krista Reinking vs. Florida (12/19/95)		
BEST 3-POINT ACCURACY (MIN. 6 ATT.)			
.875	Tiffanie Guthrie (7-8) at Arizona (12/8/02)		
.857	Angelina Williams (6-7) vs. Auburn (12/29/02)		
.857	Tonya Booker (6-7) vs. Penn St. (3/10/94)		

MOST FREE THROWS MADE			
16	Karisma Penn at Ohio State (1/6/13)		
15	Angie McClellan vs. Miami (Fla.) (12/30/87)		
15	Lisa Robinson vs. Michigan (12/20/80)		
MOST FREE THROWS ATTEMPTED			
20	Ashley Berggren vs. Wisconsin (12/30/97)		
20	Betty Anderson vs. W. Illinois (1/17/76)		
BEST FREE THROW PCT. (MIN. 10 ATTEMPTS)			
13-13	Jenna Smith vs. Providence, (11/25/07)		
11-11	Kris Dupps vs. Wisconsin (2/21/93)		
10-10	Tiffanie Guthrie (10-10) at St. Peter's (11/27/04)		
10-10	Sarah Sharp (10-10) vs. Missouri (12/3/90)		
10-10	Sarah Sharp (10-10) vs. Minnesota (1/15/89)		
10-10	Kendra Gantt (10-10) vs. Michigan (2/18/83)		
MOST POINTS IN FRESHMAN DEBUT			
27	Robbyn Preacely vs. Illinois State (12/1/92)		

MISC. RECORDS

ILLINOIS TRIPLE-DOUBLES (1)			
Kim Brombolich (13 p, 11 r, 15 a) vs. E. Michigan (1/22/82)			
CONSECUTIVE GAMES SCORING IN DOUBLE FIGURES			
54	Jenna Smith	Feb. 28, 2008 - Jan. 14, 2010	
CONSECUTIVE GAMES WITH A MADE THREE-POINTER			
35	Lori Bjork	Feb. 16, 2006 - Feb. 25, 2007	

FRESHMAN RECORDS

POINTS		
1.	448	Chatrice White, 2014-15
2.	400	Allison Curtin, 1998-99
3.	381	Iveta Marcauskaite, 2000-01
4.	373	Mandy Cunningham, 1990-91
5.	369	Karisma Penn, 2009-10
6.	366	Anne O'Neil, 2000-01
7.	343	Robbyn Preacely, 1992-93
8.	332	Jenna Smith, 2006-07
9.	313	Lori Bjork, 2005-06
10.	312	Jacqui Grant, 2013-14
	312	Kendra Gantt, 1981-82
REBOUNDS		
1.	233	Jenna Smith, 2006-07
2.	226	Kendra Gantt, 1981-82
3.	216	Chatrice White, 2014-15
4.	205	Lacey Simpson, 2006-07
5.	187	Karisma Penn, 2009-10
6.	176	Danyel Crutcher, 2004-05
7.	173	Iveta Marcauskaite, 2000-01
ASSISTS		
1.	140	Jenny Johnson, 1984-85
2.	109	Shavonna Hunter, 1999-00
3.	100	Lacey Simpson, 2006-07
4.	97	Jill Estey, 1989-90
5.	89	Melissa Parker, 1996-97
STEALS		
1.	77	Shavonna Hunter, 1999-00
2.	71	Lacey Simpson, 2006-07
3.	60	Allison Curtin, 1998-99
	60	Chatrice White, 2014-15
5.	54	Tauja Catchings, 1996-97
6.	47	Jacqui Grant, 2013-14
BLOCKS		
1.	60	Chatrice White, 2014-15
2.	57	Karisma Penn, 2009-10
3.	39	Lacey Simpson, 2006-07
	39	Jenna Smith, 2006-07
5.	37	Casey Leonhardt, 1996-97
6.	36	Kendra Gantt, 1981-82
THREE-POINT FIELD GOALS		
1.	65	Amber Moore, 2010-11
2.	57	Mandy Cunningham, 1990-91
3.	53	Lori Bjork, 2005-06
4.	48	Katie Coleman, 1996-97
FIELD-GOAL PCT. (MIN. 100 ATTEMPTS)		
1.	.591	Iveta Marcauskaite (152-257), 2001
2.	.578	Danyel Crutcher (78-135), 2005
3.	.535	Casey Leonhardt (92-172), 1997
4.	.526	Kendra Gantt (130-247), 1982
5.	.523	Nicole Vasey (56-107), 1995
FREE-THROW PCT. (MIN. 50 ATTEMPTS)		
1.	.838	Mandy Cunningham (62-74), 1991
2.	.828	Allison Curtin (120-145), 1999
3.	.814	Jenny Johnson (48-59), 1985
3-POINT FG PCT. (MIN. 30 ATTEMPTS)		
1.	.400	Aminata Yanni (12-30), 2001
2.	.389	Allison Curtin (28-72), 1999
3.	.362	Chatrice White (25-69), 2015
4.	.368	Mandy Cunningham (57-155), 1991
5.	.350	Katie Coleman (48-137), 1997
6.	.344	Lori Bjork (53-154), 2006

INDIVIDUAL RECORDS

SCORING

Career Scoring

	Points	Player	Years
1.	2,160	Jenna Smith	2006-10
2.	2,089	Ashley Berggren	1994-98
3.	1,984	Jonelle Polk	1983-87
4.	1,965	Karisma Penn	2009-13
5.	1,906	Lisa Robinson	1978-82
6.	1,639	Angelina Williams	2001-05
7.	1,536	Mandy Cunningham	1990-94
8.	1,529	Allison Curtin	1998-01
9.	1,526	Kendra Gantt	1981-85
10.	1,516	Sarah Sharp	1987-91
11.	1,502	Tauja Catchings	1996-00
12.	1,449	Amber Moore	2009-14
13.	1,409	Ivory Crawford	2011-2015
14.	1,382	Tiffanie Guthrie	2001-05
15.	1,373	Kris Dupps	1991-95
16.	1,346	Cindy Dallas	1998-04
17.	1,322	Lynnette Robinson	1978-82
18.	1,215	Krista Reinking	1994-98
19.	1,192	Lisa Bradley	1984-88
20.	1,166	Lacey Simpson	2005-10
21.	1,116	Angie McClellan	1986-89
22.	1,106	Lori Bjork	2005-08
23.	1,091	Alicia Sheeler	1996-99
24.	1,060	Adrienne GodBold	2009-13
25.	1,023	Susan Blauser	1998-00
	1,023	Erin Wigley	2003-07

Season Scoring

	Points	Player	Years
1.	689	Ashley Berggren	1995-96
2.	658	Lisa Robinson	1980-81
3.	640	Jenna Smith	2007-08
4.	633	Karisma Penn	2012-13
5.	627	Jonelle Polk	1986-87
6.	624	Jonelle Polk	1985-86
7.	615	Jenna Smith	2009-10
8.	599	Allison Curtin	1999-00
9.	588	Kendra Gantt	1982-83
10.	573	Jenna Smith	2008-09
11.	571	Ashley Berggren	1996-97
12.	560	Karisma Penn	2010-11
13.	554	Ashley Berggren	1997-98
14.	533	Angelina Williams	2004-05
15.	531	Susan Blauser	1998-99
16.	530	Allison Curtin	2000-01
17.	522	Tauja Catchings	1999-00
18.	510	Iveta Marcauskaite	2001-02
19.	505	Lisa Robinson	1981-82
20.	504	Lynnette Robinson	1980-81
21.	502	Jonelle Polk	1984-85
22.	495	Dee Dee Deeken	1988-89
23.	492	Susan Blauser	1999-00
24.	490	Lisa Robinson	1979-80
25.	485	Sarah Sharp	1990-91

Single-Game Scoring

Pts.	Player/Game/Date
1.	49 Kendra Gantt vs. Kent State (1/3/83)
2.	43 Ashley Berggren vs. Minnesota (1/14/96)
3.	41 Kris Dupps vs. Kent State (1/2/94)
4.	40 Lisa Robinson vs. S. Illinois (2/18/81)
5.	39 Sarah Sharp vs. Northwestern (1/27/91)
39	Kendra Gantt vs. Bradley (12/22/82)
7.	38 Ashley Berggren vs. Northwestern (2/23/96)
8.	37 Jonelle Polk vs. Nebraska (12/30/86)
9.	36 Ashley Berggren vs. Purdue (2/18/96)
36	Ashley Berggren vs. Northwestern (12/29/95)
11.	35 Allison Curtin vs. Iowa (3/3/01)
12.	34 Karisma Penn at Ohio State (1/6/13)
34	Jenna Smith vs. Northwestern (2/11/10)
34	Ashley Berggren vs. DePaul (12/20/97)
34	Jonelle Polk vs. Eastern Michigan (12/5/86)

Year-By-Year Scoring Leaders

Year	Player	Points	Avg.
1974-75	Betty Anderson	273	13.0
1975-76	Becky Beach	336	13.4
1976-77	Becky Beach	343	14.3
1977-78	Mary Pat Travnik	242	13.4
1978-79	Lisa Robinson	253	13.4
1979-80	Lisa Robinson	490	18.0
1980-81	Lisa Robinson	658	21.2
1981-82	Lisa Robinson	505	16.8
1982-83	Kendra Gantt	588	21.0
1983-84	Kendra Gantt	386	13.8
1984-85	Jonelle Polk	502	17.9
1985-86	Jonelle Polk	624	20.8
1986-87	Jonelle Polk	627	21.6
1987-88	Lisa Bradley	303	10.8
1988-89	Dee Dee Deeken	495	17.1
1989-90	Sarah Sharp	433	15.5
1990-91	Sarah Sharp	485	18.0
1991-92	Mandy Cunningham	427	15.3
1992-93	Robbyn Precely	343	14.3
1993-94	Kris Dupps	451	16.7
1994-95	Kris Dupps	401	14.9
1995-96	Ashley Berggren	689	24.6
1996-97	Ashley Berggren	571	17.8
1997-98	Ashley Berggren	554	18.5
1998-99	Susan Blauser	532	17.2
1999-00	Allison Curtin	599	17.6
2000-01	Allison Curtin	530	16.1
2001-02	Iveta Marcauskaite	510	17.6
2002-03	Angelina Williams	446	15.4
2003-04	Angelina Williams	425	15.7
2004-05	Angelina Williams	533	17.9
2005-06	Janelle Hughes	400	12.9
2006-07	Lori Bjork	444	14.3
2007-08	Jenna Smith	640	18.3
2008-09	Jenna Smith	573	18.5
2009-10	Jenna Smith	615	18.1
2010-11	Karisma Penn	560	17.5
2011-12	Karisma Penn	403	13.4
2012-13	Karisma Penn	633	19.2
2013-14	Amber Moore	458	15.3
2014-15	Chatrice White	448	14.5
	Ivory Crawford	390	15.6

REBOUNDING

Career Rebounding

	Rebs.	Player	Years
1.	1,217	Jenna Smith	2006-10
2.	1,043	Karisma Penn	2009-13
3.	1,014	Cindy Dallas	1998-04
4.	933	Jonelle Polk	1983-87
5.	900	Lacey Simpson	2005-10
6.	896	Lynnette Robinson	1978-82
7.	825	Tauja Catchings	1997-00
8.	823	Kris Dupps	1991-95
9.	803	Kendra Gantt	1981-85
10.	779	Ashley Berggren	1994-98
11.	686	Danyel Crutcher	2004-08
12.	680	Alicia Sheeler	1996-99
13.	644	Sarah Sharp	1987-91
14.	612	Sonya Waters	1988-92
15.	610	Tiffanie Guthrie	2001-05
16.	607	Liz Brauer	1978-81
17.	589	Nicole Vasey	1994-98
18.	574	Ivory Crawford	2012-15
19.	573	Erin Wigley	2003-07
20.	564	Mary Pat Travnick	1975-79
21.	521	Angelina Williams	2001-05
22.	507	Diane Eickholt	1980-84
23.	505	Allison Curtin	1998-01
24.	503	Martha Hutchinson	1977-81
25.	501	Dee Dee Deeken	1986-89



Jenna Smith finished her career as Illinois' all-time leader in points, rebounds, blocks and double-doubles.



Kendra Gantt holds the UI record for points in a game with 49 against Kent State in 1983.



Ashley Berggren's 2,089 career points stood as Illinois' career record for 12 years before being broken by Jenna Smith in 2010.

INDIVIDUAL RECORDS

Season Rebounding

	Rebs.	Player	Years
1.	387	Jenna Smith	2009-10
2.	335	Lynnette Robinson	1980-81
3.	329	Jenna Smith	2007-08
4.	320	Karisma Penn	2010-11
5.	317	Karisma Penn	2012-13
6.	283	Lacey Simpson	2008-09
7.	282	Jonelle Polk	1984-85
8.	278	Cindy Dallas	2002-03
9.	272	Cindy Dallas	2001-02
10.	271	Tauja Catchings	1999-00
11.	268	Jenna Smith	2008-09
	268	Susan Blauser	1999-00
	268	Jonelle Polk	1985-86
14.	266	Kris Dupps	1994-95
15.	265	Liz Brauer	1979-80
16.	264	Cindy Dallas	2003-04
17.	263	Ashley Berggren	1995-96
18.	260	Jonelle Polk	1986-87
19.	246	Kendra Gantt	1982-83
20.	235	Lynnette Robinson	1981-82
21.	233	Jenna Smith	2006-07
22.	230	Lynnette Robinson	1979-80
23.	229	Alicia Sheeler	1998-99
	229	Alicia Sheeler	1996-97
25.	228	Lacey Simpson	2009-10

Single-Game Rebounding

	Rebs.	Player/Game/Date
1.	30	Betty Anderson vs. Eastern Illinois (1/23/75)
2.	23	Martha Hutchinson vs. Indiana St. (1/24/80)
3.	21	Sonya Waters vs. St. Joseph's (12/21/89)
	21	Lynnette Robinson vs. UI-Chicago (12/5/81)
5.	20	Jenna Smith vs. Indiana (2/7/10)
	20	Jonelle Polk vs. Purdue (3/1/85)
	20	Mary Pat Travník vs. Mo.-St. Louis (12/1/77)
8.	19	Amber Moore vs. Mississippi Valley St. (11/14/13)
	19	Karisma Penn vs. Georgia (12/28/12)
	19	Jenna Smith vs. Indiana (3/4/10)
	19	Jenna Smith at Eastern Illinois (11/9/07)
	19	Liz Brauer vs. Purdue (2/8/80)
	19	Liz Brauer vs. Michigan (12/15/79)
	19	Mary Pat Travník vs. Michigan St. (2/11/78)

Year-by-Year Rebounding Leaders

Year	Player	Rebs.	Avg.
1976-77	Becky Beach	229	9.5
1977-78	Mary Pat Travník	202	11.2
1978-79	Mary Pat Travník	159	9.9
1979-80	Liz Brauer	260	10.0
1980-81	Lynnette Robinson	335	10.8
1981-82	Lynnette Robinson	235	9.8
1982-83	Kendra Gantt	246	8.8
1983-84	Kendra Gantt	169	6.0
1984-85	Jonelle Polk	282	10.1
1985-86	Jonelle Polk	268	8.9
1986-87	Jonelle Polk	260	9.0
1987-88	Lesley Hudgins	172	6.1
1988-89	Dee Dee Deeken	216	7.5
1989-90	Sarah Sharp / Sonya Waters	214	7.6
1990-91	Sonya Waters	173	6.9
1991-92	Sonya Waters	141	5.6
1992-93	Kris Dupps	222	8.2
1993-94	Anita Clinton	214	7.9
1994-95	Kris Dupps	266	9.9
1995-96	Ashley Berggren	263	9.4
1996-97	Alicia Sheeler	229	7.2
1997-98	Alicia Sheeler	222	7.9
1998-99	Alicia Sheeler	229	7.4
1999-00	Tauja Catchings	271	8.0
2000-01	Allison Curtin	187	5.7
2001-02	Cindy Dallas	272	9.4
2002-03	Cindy Dallas	278	9.6
2003-04	Cindy Dallas	264	10.2
2004-05	Tiffanie Guthrie	182	6.1

2005-06	Audrey Tabon	223	7.2
2006-07	Jenna Smith	233	7.8
2007-08	Jenna Smith	329	9.4
2008-09	Lacey Simpson	283	9.1
2009-10	Jenna Smith	387	11.4
2010-11	Karisma Penn	320	10.0
2011-12	Karisma Penn	219	7.3
2012-13	Karisma Penn	317	9.6
2013-14	Ivory Crawford	178	5.9
2014-15	Chatrice White	216	7.0

OFFENSIVE REBOUNDING

* Complete offensive rebounding statistics are not available prior to the 1987-88 season

Career Offensive Rebounding

	Off. Rebs.	Player	Years
1.	410	Cindy Dallas	1998-04
2.	380	Jenna Smith	2006-10
3.	373	Tauja Catchings	1996-00
4.	364	Karisma Penn	2009-13
	364	Ashley Berggren	1994-98
6.	296	Sarah Sharp	1987-91
7.	280	Kris Dupps	1991-95
8.	276	Tiffanie Guthrie	2001-05
9.	268	Lacey Simpson	2005-10
10.	257	Alicia Scheeler	1996-99
11.	253	Nicole Vasey	1994-98
12.	238	Ivory Crawford	2012-15
13.	236	Sonya Waters	1988-91
14.	226	Danyel Crutcher	2004-08
15.	208	Erin Wigley	2003-07
16.	190	Adrienne GodBold	2009-13

Season Offensive Rebounding

	Off. Rebs.	Player	Years
1.	125	Karisma Penn	2012-13
2.	121	Tauja Catchings	1999-00
3.	116	Ashley Berggren	1995-96
4.	115	Cindy Dallas	2001-02
5.	110	Cindy Dallas	2002-03
6.	108	Tauja Catchings	1998-99
7.	104	Jenna Smith	2007-08
8.	103	Sarah Sharp	1988-89
9.	97	Ashley Berggren	1996-97
10.	96	Cindy Dallas	2003-04
11.	95	Jenna Smith	2008-09
	95	Karisma Penn	2010-11
13.	94	Alicia Scheeler	1997-98
	94	Chatrice White	2014-15
15.	93	Jenna Smith	2009-10
	93	Susan Blauser	1998-99

Single-Game Offensive Rebounding

	Off. Rebs.	Player/Game/Date
1.	12	Jenna Smith vs. Iowa (1/15/09)
	12	Cindy Dallas vs. Ohio State (2/13/02)
3.	11	Jonelle Polk at Indiana (3/1/87)
4.	10	Jacqui Grant at Bradley (11/8/13)
	10	Karisma Penn at Nebraska (1/17/13)
	10	Jenna Smith at Eastern Illinois (11/9/07)
	10	Tiffanie Guthrie vs. Michigan State (3/4/05)
	10	Jonelle Polk vs. Louisville (11/29/86)
8.	9	Karisma Penn vs. Bradley (11/15/12)
	9	Tauja Catchings vs. Michigan (1/5/99)
	9	Alicia Sheeler vs. Northwestern (2/5/99)
	9	Alicia Sheeler at SW Missouri (12/10/97)
	9	Ashley Berggren vs. Northwestern (12/29/95)
	9	Sonya Waters vs. Northwestern (1/26/92)
	9	Sonya Waters vs. Minnesota (2/8/91)

ASSISTS

Career Assists

	Assists	Player	Years
1.	550	Jill Estey	1989-93
2.	507	Jenny Johnson	1984-88
3.	451	Lacey Simpson	2005-10
4.	391	Michelle Vossen	1980-84
5.	384	Lydia McCully	2008-12
6.	342	Tauja Catchings	1996-00
7.	328	Ashley Berggren	1994-98
8.	323	Cindy Stein	1981-83
9.	322	Kristen Haynes	1986-90
10.	317	Lisa Bradley	1985-88
11.	312	Shavonna Hunter	1999-02
12.	311	Allison Curtin	1998-01
13.	301	Krista Reinking	1994-98
14.	298	Maggie Acuna	2002-06
15.	282	Dawn Vana	1998-02
16.	274	Angelina Williams	2001-05
	274	Angie McClellan	1985-87
18.	265	Amber Moore	2009-14
19.	264	Melissa Parker	1996-00
20.	260	Tiffanie Guthrie	2001-05

Season Assists

	Assts.	Player	Year	G	Ave.
1.	173	Michele Vossen	1983-84	28	6.2
2.	170	Cindy Stein	1982-83	28	6.1
3.	163	Alexis Smith	2012-13	33	4.9
4.	154	Jill Estey	1990-91	28	5.5
5.	153	Cindy Stein	1981-82	30	5.1
6.	150	Jill Estey	1992-93	27	5.6
7.	149	Jill Estey	1991-92	28	5.3
8.	141	Allison Curtin	2000-01	33	4.3
9.	140	Jenny Johnson	1984-85	27	5.2
10.	138	Jenny Johnson	1986-87	29	4.8
11.	135	Ashley Berggren	1996-97	32	4.2
12.	134	Jenny Johnson	1985-86	30	4.5
13.	133	Maggie Acuna	2005-06	31	4.3
14.	130	Lydia McCully	2010-11	32	4.1
15.	128	Tonya Booker	1993-94	27	4.7



Jenna Smith's 387 rebounds in 2009-10 broke the Big Ten single-season record.

INDIVIDUAL RECORDS

Single-Game Assists

	Assts.	Player/Game/Date
1.	16	Maggie Acuna at Wisconsin (1/15/06)
2.	15	Kim Brombolich vs. Eastern Michigan (1/22/82)
3.	14	Alexis Smith vs. Wake Forest (11/29/12)
4.	13	Alexis Smith vs. Cleveland State (11/18/12)
	13	Jenny Johnson vs. Michigan State (1/13/85)
	13	Cindy Stein vs. Bradley (12/22/82)
7.	12	Lacey Simpson vs. Chicago State (12/8/07)
	12	Michele Vossen vs. Michigan State (1/27/84)

Year-by-Year Assist Leaders*

Year	Player	Assts.	Avg.
1976-77	Becky Beach	62	2.6
1977-78	Becky Beach	51	2.8
1978-79	Cheryl Horvath	32	1.8
1979-80	Kathy Flannigan	61	2.3
1980-81	Pat Morency	90	2.9
1981-82	Cindy Stein	153	5.1
1982-83	Cindy Stein	170	6.1
1983-84	Michele Vossen	173	6.2
1984-85	Jenny Johnson	140	5.2
1985-86	Jenny Johnson	134	4.5
1986-87	Jenny Johnson	138	4.8
1987-88	Jenny Johnson	95	3.7
1988-89	Kristen Haynes	113	3.9
1989-90	Jill Estey	97	3.5
1990-91	Jill Estey	154	5.5
1991-92	Jill Estey	149	5.3
1992-93	Jill Estey	150	5.6
1993-94	Tonya Booker	128	4.7
1994-95	Kris Dupps	81	3.0
1995-96	Krista Reinking	109	3.9
1996-97	Ashley Berggren	135	4.2
1997-98	Tauja Catchings	109	3.6
1998-99	Lisa Guarneri	116	3.7
1999-00	Shavonna Hunter	109	3.2
2000-01	Allison Curtin	141	4.3
2001-02	Dawn Vana	126	4.3
2002-03	Angelina Williams	78	2.7
2003-04	Tiffanie Guthrie	92	3.3
2004-05	Maggie Acuna	97	3.2
2005-06	Maggie Acuna	133	4.3
2006-07	Lacey Simpson	100	3.2
2007-08	Lacey Simpson	110	3.1
2008-09	Lacey Simpson	110	3.5
2009-10	Lacey Simpson	127	3.7
2010-11	Lydia McCully	130	4.1
2011-12	Lydia McCully	105	3.5
2012-13	Alexis Smith	163	4.9
2013-14	Alexis Smith	70	2.3
2014-15	Brittany Carter	98	3.2

* Assist records not kept prior to 1976-77.

STEALS

Career Steals

	Steals	Player	Years
1.	368	Lacey Simpson	2005-10
2.	252	Allison Curtin	1998-01
3.	246	Jill Estey	1989-93
4.	242	Karisma Penn	2009-13
5.	241	Ivory Crawford	2012-15
6.	219	Cindy Dallas	1998-04
7.	218	Shavonna Hunter	1999-02
8.	211	Tauja Catchings	1996-00
9.	201	Angelina Williams	2001-05
10.	197	Adrienne GodBold	2009-13
11.	183	Ashley Berggren	1994-98
12.	182	Kristen Haynes	1986-90
	182	Angie McClellan	1984-87
14.	180	Sarah Sharp	1987-91
15.	173	Jenny Johnson	1984-88

Season Steals

	Steals	Player	Year
1.	113	Lacey Simpson	2009-10
2.	102	Allison Curtin	2000-01
3.	97	Lacey Simpson	2008-09
4.	96	Karisma Penn	2012-13
5.	95	Jill Estey	1991-92
6.	90	Allison Curtin	1999-00
7.	83	Lacey Simpson	2007-08
8.	82	Ivory Crawford	2012-13
9.	80	Brittany Carter	2014-15
10.	77	Shavonna Hunter	1999-00
11.	75	Shavonna Hunter	2000-01
12.	73	Dee Dee Deeken	1988-89
13.	71	Lacey Simpson	2006-07
14.	70	Cindy Dallas	2001-02
	70	Angie McClellan	1986-87
16.	69	Kim Brombolich	1981-82

Single-Game Steals

	Stls.	Player/Game/Date
1.	10	Shavonna Hunter vs. Kansas (12/18/99)
2.	9	Lacey Simpson at IPFW (11/14/08)

Year-by-Year Steals Leaders

Season	Player	Steals
1979-80	Liz Brauer	48
1980-81	Lynnette Robinson	52
1981-82	Kim Brombolich	69
1982-83	Cindy Stein	65
1983-84	Michelle Vossen	61
1984-85	Jonelle Polk	47
1985-86	Angie McClellan	57
1986-87	Angie McClellan	70
1987-88	Kristen Haynes	55
1988-89	Dee Dee Deeken	73
1989-90	Sarah Sharp	51
1990-91	Jill Estey	57
1991-92	Jill Estey	95
1992-93	Jill Estey	56
1993-94	Kris Dupps	52
1994-95	Ann Henderson	38
1995-96	Ashley Berggren	56
1996-97	Ashley Berggren	60
1997-98	Tauja Catchings	62
1998-99	Allison Curtin	60
1999-00	Allison Curtin	90
2000-01	Allison Curtin	102
2001-02	Cindy Dallas	70
2002-03	Cindy Dallas	56
2003-04	Angelina Williams/Tiffanie Guthrie	53
2004-05	Angelina Williams/Maggie Acuna	63
2005-06	Maggie Acuna	63
2006-07	Lacey Simpson	71
2007-08	Lacey Simpson	83
2008-09	Lacey Simpson	97
2009-10	Lacey Simpson	113
2010-11	Karisma Penn	62
2011-12	Lydia McCully	62
2012-13	Karisma Penn	96
2013-14	Ivory Crawford	66
2014-15	Brittany Carter	80

BLOCKS

Career Blocked Shots

	Blocks	Player	Years
1.	271	Karisma Penn	2009-13
2.	231	Jenna Smith	2006-10
3.	163	Lacey Simpson	2005-10
4.	156	Kendra Gantt	1981-85
5.	135	Jonelle Polk	1983-87
6.	112	Angelina Williams	2001-05
7.	97	Adrienne GodBold	2009-13
8.	88	Casey Leonhardt	1996-98
9.	83	Cindy Dallas	1998-04
10.	74	Tauja Catchings	1996-00
11.	70	Iveta Marcauskaite	2000-02
12.	65	Tiffanie Guthrie	2001-05
13.	62	Erin Wigley	2003-07
	62	Susan Blauser	1998-00
15.	60	Alicia Sheeler	1996-99
	60	Chatrice White	2015-

Season Blocked Shots

	Blocks	Player	Year
1.	78	Karisma Penn	2010-11
2.	72	Karisma Penn	2012-13
3.	70	Jenna Smith	2009-10
4.	64	Karisma Penn	2011-12
5.	63	Jenna Smith	2008-09
6.	60	Chatrice White	2014-15
7.	59	Jenna Smith	2007-08
8.	57	Karisma Penn	2009-10
	57	Kendra Gantt	1982-83
10.	51	Casey Leonhardt	1997-98
11.	50	Jonelle Polk	1986-87
12.	45	Jonelle Polk	1984-85
13.	44	Lacey Simpson	2009-10
14.	42	Lacey Simpson	2008-09
	42	Iveta Marcauskaite	2001-02
15.	41	Susan Blauser	1999-00



Jill Estey is Illinois' all-time assist leader with 550.



Lacey Simpson's 368 career steals are a school record and rank second in Big Ten history.

INDIVIDUAL RECORDS

Single-Game Blocked Shots

Bk.	Player/Game/Date
1.	7 Karisma Penn vs. UIC (12/18/2010)
	7 Jenna Smith at Purdue (2/4/2010)
	7 Chatrice White ay #8 Maryland (1/18/15)
4.	6 Karisma Penn vs. Illinois State (12/21/12)
	6 Karisma Penn at Indiana (2/2/2012)
	6 Adrienne Godbold vs. Penn St. (1/27/2011)
	6 Jenna Smith vs. Indiana (2/7/2010)
	6 Jenna Smith vs. Marquette (12/9/2009)
	6 Jenna Smith at Cal Poly (11/28/2009)

Year-by-Year Blocks Leaders

Season	Player	Blocks
1979-80	Liz Brauer	6
1980-81	Lynnette Robinson / Kim Brombolich	12
1981-82	Kendra Gantt	36
1982-83	Kendra Gantt	57
1983-84	Kendra Gantt	34
1984-85	Jonelle Polk	45
1985-86	Jonelle Polk	30
1986-87	Jonelle Polk	50
1987-88	Lesley Hudgins	21
1988-89	Kim McClelland / Dee Dee Deeken	11
1989-90	Sonya Waters	17
1990-91	Sonya Waters	6
1991-92	Sharmella Walker	13
1992-93	Anita Clinton	14
1993-94	Anita Clinton	16
1994-95	N. Vasey / A. Henderson / K. Dupps	6
1995-96	Nicole Vasey	17
1996-97	Alicia Sheeler	27
1997-98	Casey Leonhardt	51
1998-99	Tauja Catchings	24
1999-00	Susan Blauser	41
2000-01	Iveta Marcauskaite	28
2001-02	Iveta Marcauskaite	42
2002-03	Karen Hagberg / Angelina Williams	24
2003-04	Angelina Williams	28
2004-05	Angelina Williams	37
2005-06	Audrey Tabon	24
2006-07	Jenna Smith / Lacey Simpson	39
2007-08	Jenna Smith	59
2008-09	Jenna Smith	63
2009-10	Jenna Smith	70
2010-11	Karisma Penn	78
2011-12	Karisma Penn	45
2012-13	Karisma Penn	72
2013-14	Jacqui Grant	33
2014-15	Chatrice White	60

DOUBLE-DOUBLES

Career Double-Doubles

No.	Player	Years
1.	53 Jenna Smith	2006-10
2.	42 Karisma Penn	2009-13
3.	40 Jonelle Polk	1984-87
4.	38 Lynette Robinson	1978-82
5.	35 Cindy Dallas	2000-04
6.	26 Ashley Berggren	1995-98
7.	23 Kris Dupps	1992-95
	23 Kendra Gantt	1981-85
	23 Mary Pat Travnik	1975-79
10.	22 Becky Beach	1975-78
11.	20 Alicia Sheeler	1996-99

Season Double-Doubles

No.	Player	Year
1.	21 Jenna Smith	2009-10
2.	20 Lynette Robinson	1980-81
3.	18 Karisma Penn	2010-11
	18 Ashley Berggren	1995-96
5.	16 Jenna Smith	2007-08
6.	14 Karisma Penn	2012-13
	14 Jonelle Polk	1985-86
8.	13 Jonelle Polk	1984-85
9.	11 Becky Beach	1976-77

11	Cindy Dallas	2001-02
11	Cindy Dallas	2002-03
11	Cindy Dallas	2003-04
11	Jonelle Polk	1986-87

GAMES PLAYED

Career Games Played

GP	Player	Years
1.	135 Lacey Simpson	2005-10
2.	130 Jenna Smith	2006-10
3.	129 Karisma Penn	2009-13
4.	127 Lydia McCully	2007-12
5.	126 Amber Moore	2009-14
6.	122 Tauja Catchings	1997-00
7.	120 Dawn Vana	1998-02
	120 Erin Wigley	2003-07
	120 Cindy Dallas	1998-04
10.	118 Ivory Crawford	2012-15
11.	117 Nicole Vasey	1994-98

FIELD GOALS

Career Field Goals Made

FG	Player	Years
1.	815 Jonelle Polk	1983-87
2.	813 Jenna Smith	2006-10
3.	748 Ashley Berggren	1994-98
	748 Lisa Robinson	1978-82
5.	736 Karisma Penn	2009-13
6.	669 Angelina Williams	2001-05
7.	648 Kendra Gantt	1981-85
8.	564 Tauja Catchings	1996-00
9.	559 Sarah Sharp	1987-91
10.	539 Allison Curtin	1998-01
11.	531 Lisa Bradley	1984-88
12.	525 Ivory Crawford	2011-15
13.	524 Kris Dupps	1991-95
14.	515 Lynnette Robinson	1978-82
15.	510 Cindy Dallas	1998-04

Career Field Goals Attempted

FGA	Player	Years
1.	1,639 Jenna Smith	2006-10
2.	1,530 Karisma Penn	2009-13
3.	1,524 Angelina Williams	2001-05
4.	1,496 Lisa Robinson	1978-82
5.	1,477 Ashley Berggren	1994-98
6.	1,449 Jonelle Polk	1983-87
7.	1,413 Kris Dupps	1991-95
8.	1,400 Sarah Sharp	1987-91
9.	1,381 Mandy Cunningham	1990-94
10.	1,351 Tauja Catchings	1996-00
11.	1,324 Amber Moore	2009-14
12.	1,272 Ivory Crawford	2012-15
12.	1,215 Kendra Gantt	1981-85
13.	1,203 Tiffanie Guthrie	2001-05
14.	1,167 Allison Curtin	1998-01
15.	1,159 Lisa Bradley	1984-88

Career FG Percentage (min. 500 attempts)

Pct.	Player	Years	FGM-FGA
1.	.603 Iveta Marcauskaite	2000-02	(358-594)
2.	.573 Nicole Vasey	1994-98	(342-597)
3.	.562 Jonelle Polk	1983-87	(815-1449)
4.	.534 Susan Blauser	1998-00	(390-730)
5.	.534 Danyel Crutcher	2004-08	(371-695)
6.	.533 Kendra Gantt	1981-85	(648-1215)
7.	.506 Ashley Berggren	1994-98	(748-1477)
8.	.502 Cindy Dallas	1998-04	(513-1021)
9.	.500 Anita Clinton	1992-95	(282-564)
	.500 Lisa Robinson	1978-82	(748-1496)
	.500 Lynnette Robinson	1978-82	(515-1031)



Karisma Penn holds the Illinois records for career (271) and single-season blocks (78).



Jenna Smith ended her career as the Illinois record-holder for career blocks (231) and double-doubles (53), and also for single-season blocks (70) and double-doubles (21).



Jonelle Polk ranks third in UI history in double-doubles with 40 and in career scoring with 1,984 points.

INDIVIDUAL RECORDS

Season Field Goals Made

	FG	Player	Years
1.	257	Jonelle Polk	1986-87
2.	254	Lisa Robinson	1980-81
3.	251	Ashley Berggren	1995-96
	251	Jonelle Polk	1985-86
5.	245	Kendra Gantt	1982-83
6.	239	Jenna Smith	2007-08
7.	224	Jenna Smith	2009-10
8.	223	Karisma Penn	2012-13
9.	220	Jenna Smith	2008-09
10.	218	Karisma Penn	2010-11
	218	Susan Blauser	1998-99
12.	217	Angelina Williams	2004-05
13.	216	Dee Dee Deeken	1988-89
14.	213	Allison Curtin	1999-00
15.	210	Jonelle Polk	1984-85
	210	Lisa Robinson	1981-82

Season Field Goals Attempted

	FGA	Player	Years
1.	510	Ashley Berggren	1995-96
2.	506	Lisa Robinson	1980-81
3.	488	Angelina Williams	2004-05
4.	475	Jenna Smith	2007-08
5.	464	Jenna Smith	2008-09
6.	461	Tauja Catchings	1999-00
7.	453	Allison Curtin	1999-00
8.	449	Dee Dee Deeken	1988-89
9.	447	Jenna Smith	2009-10
10.	444	Sarah Sharp	1990-91
11.	441	Karisma Penn	2012-13
12.	440	Jonelle Polk	1986-87
	440	Kendra Gantt	1982-83
14.	432	Allison Curtin	2000-01
15.	429	Jonelle Polk	1985-86

Season FG Percentage (min. 150 attempts)

	Pct.	Player	Years	FGM-FGA
1.	.611	Iveta Marcauskaite	2001-02	(206-337)
2.	.591	Iveta Marcauskaite	2000-01	(152-257)
3.	.590	Nicole Vasey	1996-97	(102-173)
4.	.585	Jonelle Polk	1985-86	(251-429)
5.	.584	Jonelle Polk	1986-87	(257-440)
6.	.570	Ashley Berggren	1997-98	(200-351)
7.	.557	Kendra Gantt	1982-83	(245-440)
8.	.552	Liz White	1983-84	(90-163)
9.	.551	Lynnette Robinson	1980-81	(193-350)
10.	.548	Danyel Crutcher	2005-06	(102-186)
11.	.545	Susan Blauser	1998-99	(204-374)
12.	.543	Lisa Robinson	1981-82	(210-387)
13.	.541	Nicole Vasey	1995-96	(111-205)
14.	.535	Casey Leonhardt	1996-97	(92-172)
15.	.533	Jonelle Polk	1984-85	(210-394)

THREE-POINT FIELD GOALS

* Three-point rule was instituted for the 1987-88 season

Career Three-Point Field Goals Made

	3FG	Player	Years
1.	295	Amber Moore	2009-14
2.	214	Lori Bjork	2005-08
3.	194	Krista Reinking	1994-98
4.	168	Mandy Cunningham	1990-94
5.	133	Melissa Parker	1996-00
6.	114	Allison Curtin	1998-01
7.	103	Ivory Crawford	2011-15
8.	99	Aminata Yanni	2000-04
9.	96	Jeré Issenmann	2001-05
10.	87	Angelina Williams	2001-05
11.	86	Lacey Simpson	2005-10
	86	Katie Coleman	1996-98
13.	78	Janelle Hughes	2002-06
14.	76	Lydia McCully	2008-12
15.	75	Shavonna Hunter	1999-02

Career Three-Point Field Goals Attempted

	3FG	Player	Years
1.	848	Amber Moore	2009-
2.	582	Krista Reinking	1994-98
3.	576	Lori Bjork	2005-08
4.	468	Mandy Cunningham	1990-94
5.	416	Melissa Parker	1996-00
6.	343	Ivory Crawford	2011-15
7.	339	Jeré Issenmann	2001-05
8.	293	Angelina Williams	2001-05
9.	289	Lacey Simpson	2005-
10.	288	Aminata Yanni	2000-04
11.	283	Allison Curtin	1998-01
12.	269	Chelsea Gordon	2005-09
13.	263	Shavonna Hunter	1999-02
14.	262	Katie Coleman	1996-98
15.	242	Lydia McCully	2008-12

Career 3FG Percentage (min. 125 attempts)

	Pct.	Player	Years	FGM-FGA
1.	.403	Allison Curtin	1998-01	(114-283)
2.	.372	Lori Bjork	2005-08	(214-576)
3.	.369	Rebecca Harris	2006-08	(58-157)
4.	.359	Mandy Cunningham	1990-94	(168-468)
5.	.357	Jenna Smith	2006-10	(46-129)
6.	.348	Amber Moore	2009-14	(295-848)
7.	.344	Aminata Yanni	2000-04	(99-288)
8.	.341	Janelle Hughes	2002-06	(78-229)
9.	.335	Tonya Booker	1990-94	(52-155)
10.	.333	Krista Reinking	1994-98	(194-582)

Season Three-Point Field Goals Made

	3FG	Player	Years
1.	88	Amber Moore	2013-14
2.	86	Amber Moore	2012-13
3.	84	Lori Bjork	2006-07
4.	77	Lori Bjork	2007-08
5.	74	Krista Reinking	1995-96
6.	72	Kyle Simmons	2014-15
7.	66	Melissa Parker	1998-99
8.	65	Amber Moore	2010-11
8.	57	Mandy Cunningham	1990-91
10.	54	Amber Moore	2011-12
11.	53	Lori Bjork	2005-06
12.	52	Aminata Yanni	2002-03
13.	48	Katie Coleman	1996-97
14.	47	Krista Reinking	1996-97
15.	46	Allison Curtin	2000-01

Season Three-Point Field Goals Attempted

	3FG	Player	Years
1.	249	Amber Moore	2013-14
2.	236	Amber Moore	2012-13
3.	221	Krista Reinking	1995-96
4.	218	Lori Bjork	2006-07
5.	204	Lori Bjork	2007-08
6.	196	Melissa Parker	1998-99
7.	194	Amber Moore	2010-11
8.	179	Kyle Simmons	2014-15
9.	164	Amber Moore	2011-12
10.	155	Mandy Cunningham	1990-91
11.	154	Lori Bjork	2005-06
12.	151	Aminata Yanni	2002-03
13.	137	Krista Reinking	1996-97
	137	Katie Coleman	1996-97
15.	134	Ivory Crawford	2012-13
	134	Janelle Hughes	2005-06



Amber Moore holds Illinois records for season and career three-pointers made and attempted.

Season 3FG Percentage (min. 50 attempts)

	Pct.	Player	Years	FGM-FGA
1.	.412	Allison Curtin	1999-00	(40-97)
2.	.404	Mandy Cunningham	1993-94	(42-104)
3.	.404	Allison Curtin	2000-01	(46-114)
4.	.403	Aminata Yanni	2003-04	(27-67)
5.	.402	Kyle Simmons	2014-15	(72-179)
5.	.397	Doris Carie	1989-90	(23-58)
6.	.396	Janelle Hughes	2004-05	(21-53)
7.	.395	Jenna Smith	2009-10	(30-76)
8.	.392	Jenny Johnson	1987-88	(31-79)
9.	.389	Allison Curtin	1998-99	(28-72)
10.	.385	Lori Bjork	2006-07	(84-218)
11.	.378	Tonya Booker	1993-94	(28-74)
12.	.377	Lori Bjork	2007-08	(77-204)
13.	.374	Rebecca Harris	2007-08	(34-91)
14.	.368	Mandy Cunningham	1990-91	(57-155)
15.	.364	Amber Moore	2012-13	(86-236)
	.364	Rebecca Harris	2006-07	(24-66)
	.364	Jill Estey	1992-93	(20-55)

Top Single-Game Three-Point Field Goals

	3FG	Player/Game/Date
1.	9	Katie Coleman vs. Providence (11/29/1997)
2.	7	Amber Moore at Bradley (11/8/13)
	7	Amber Moore at Indiana (1/13/2011)
	7	Tiffanie Guthrie vs. N. Texas (12/8/2002)
5.	6	Kyle Simmons vs. Minnesota (2/5/15)
	6	Amber Moore at Ohio State (1/30/14)
	6	Amber Moore vs. UT Martin (12/21/13)
	6	Amber Moore vs. Mississippi Valley St. (11/14/13)
	6	Amber Moore at Oregon (11/218/2011)
	6	Lori Bjork vs. Michigan (2/1/2007)
	6	Angelina Williams vs. Auburn (12/29/2002)
	6	Krista Reinking vs. Florida (12/19/1995)
	6	Tonya Booker vs. Penn State (3/10/1994)
	6	Sarah Sharp vs. Northwestern (1/27/1991)

INDIVIDUAL RECORDS

FREE THROWS

Career Free Throws Made

	FT	Player	Years
1.	562	Ashley Berggren	1994-98
2.	488	Jenna Smith	2006-10
3.	471	Karisma Penn	2009-13
4.	410	Lisa Robinson	1978-82
5.	371	Tauja Catchings	1996-00
6.	359	Sarah Sharp	1987-91
7.	355	Mandy Cunningham	1990-94
8.	354	Jonelle Polk	1983-87
9.	337	Allison Curtin	1998-00
10.	335	Tiffanie Guthrie	2001-05
11.	320	Cindy Dallas	1998-04
12.	292	Lynnette Robinson	1978-82
13.	284	Kris Dupps	1991-95
14.	256	Ivory Crawford	2011-15
15.	250	Angie McClellan	1985-87

Career Free Throws Attempted

	FT	Player	Years
1.	747	Karisma Penn	2009-2013
2.	745	Ashley Berggren	1994-1998
3.	602	Jenna Smith	2006-2010
4.	544	Tauja Catchings	1996-2000
5.	515	Jonelle Polk	1983-1987
6.	492	Lisa Robinson	1978-1982
7.	488	Sarah Sharp	1987-1991
8.	469	Cindy Dallas	1998-2004
9.	461	Tiffanie Guthrie	2001-2005
10.	435	Mandy Cunningham	1990-1994
11.	426	Kris Dupps	1991-1995
12.	416	Allison Curtin	1998-2001
13.	391	Lynette Robinson	1978-1982
14.	382	Ivory Crawford	2011-2015
15.	343	Angie McClellan	1984-1988

Career Free Throw Percentage (min. 125 attempts)

	Pct.	Player	Years	(FTM-FTA)
1.	.847	Amber Moore	2009-14	(172-203)
2.	.835	Lori Bjork	2005-08	(228-273)
3.	.833	Lisa Robinson	1978-82	(405-486)
4.	.824	Tonya Booker	1990-94	(112-136)
5.	.818	Mandy Cunningham	1990-94	(356-435)
6.	.811	Jenna Smith	2006-10	(488-602)
7.	.810	Allison Curtin	1998-01	(337-416)
8.	.793	Rebecca Harris	2006-08	(130-164)
9.	.792	Jenny Johnson	1984-88	(164-207)
10.	.775	Krista Reinking	1994-98	(227-293)
11.	.772	Kendra Gantt	1981-85	(230-298)
12.	.769	Kersten Magrum	2009-13	(120-156)
13.	.765	Dee Dee Deeken	1986-89	(127-166)
14.	.754	Ashley Berggren	1994-98	(562-745)

Season Free Throws Made

	FT	Player	Years
1.	179	Karisma Penn	2012-13
2.	175	Ashley Berggren	1995-96
3.	170	Ashley Berggren	1996-97
4.	151	Jenna Smith	2007-08
5.	150	Lisa Robinson	1980-81
6.	149	Ashley Berggren	1997-98
7.	137	Jenna Smith	2009-10
8.	133	Allison Curtin	1999-00
9.	129	Jenna Smith	2008-09
	129	Tauja Catchings	1999-00
11.	123	Susan Blauser	1998-99
12.	122	Jonelle Polk	1985-86
13.	120	Cindy Dallas	2002-03
	120	Susan Blauser	1999-00
	120	Allison Curtin	1998-99

Season Free Throws Attempted

	FT	Player	Years
1.	262	Karisma Penn	2012-13
2.	215	Ashley Berggren	1996-97
	215	Ashley Berggren	1995-96
4.	208	Ashley Berggren	1997-98
5.	194	Jenna Smith	2007-08
6.	187	Karisma Penn	2010-11
7.	178	Jonelle Polk	1985-86
8.	177	Susan Blauser	1999-00
9.	176	Tauja Catchings	1999-00
10.	170	Cindy Dallas	2002-03
11.	169	Lisa Robinson	1980-81
12.	162	Anne O'Neil	2000-01
	162	Allison Curtin	1999-00
14.	161	Karisma Penn	2011-12
	161	Jenna Smith	2008-09
	161	Susan Blauser	1998-99

Season Free Throw Percentage (min. 50 attempts)

	Pct.	Player	Years	(FTM-FTA)
1.	.888	Lisa Robinson	1980-81	(150-169)
2.	.884	Jenna Smith	2009-10	(137-155)
3.	.875	Lori Bjork	2007-08	(70-80)
4.	.868	Amber Moore	2012-13	(66-76)
5.	.862	Tonya Booker	1993-94	(50-58)
6.	.850	Lisa Robinson	1981-82	(85-100)
7.	.843	Dee Dee Deeken	1988-89	(58-70)
8.	.838	Mandy Cunningham	1990-91	(62-74)
9.	.838	Kendra Gantt	1982-83	(98-117)
10.	.835	Mandy Cunningham	1991-92	(101-121)
11.	.833	Krista Reinking	1994-95	(50-60)
12.	.828	Allison Curtin	1998-99	(120-145)
13.	.825	Sarah Sharp	1990-91	(113-137)
14.	.825	Lori Bjork	2006-07	(94-114)



Lisa Robinson was the nation's leading free throw shooter in 1980-81 at 88.8 percent.



Jenna Smith led the Big Ten and posted the second-best free-throw percentage in school history in 2009-10, hitting 88.4 percent from the stripe.



Mandy Cunningham is one of the most accurate shooters in school history, ranking fifth in career FT percentage (.818) and second in season 3FG percentage (.404).



Angelina Williams was the highest WNBA draft pick in the history of the program when she was picked in the second round in 2005.

TEAM RECORDS



Maggie Acuna set a school record with 16 assists against Wisconsin on Jan. 15, 2006.



Iveta Marauskaite is the most accurate shooter in school history, holding school marks in season (.611) and career (.603) field goal percentage.



Kim Brombolich had the only triple-double in school history on Jan. 22, 1982. She had 13 points, 11 rebounds and 15 assists vs. EMU.

SINGLE GAME

Most Points

1. 113 Illinois 113, Ball State 61 (12/8/1981)
2. 112 Illinois 112, Alcorn State 28 (11/17/2013)
3. 111 Illinois 111, Bradley 87 (2/21/1981)
4. 107 Illinois 107, E. Michigan 73 (1/22/1982)
5. 106 Illinois 106, Providence 74 (11/29/1997)

Most Field Goals Made

1. 50 Illinois (50-84) 111, Bradley 87 (12/22/1982)
2. 45 Illinois (45-85) 113, Ball State 61 (12/8/1981)
- 45 Illinois (45-89) 105, N. Illinois 74 (2/21/1981)
- 45 Illinois (45-73) 104, Cal Poly 63 (11/22/2010)
5. 44 Illinois (44-73) 97, Florida 77 (12/19/1998)

Most Field Goals Attempted

1. 105 Illinois (38-105) 97, LBSU 91 30T (1/13/82)
2. 101 Illinois (33-101) 78, Mo.-StL 29 (12/1/1977)
3. 90 Illinois (30-90) 81, St. Louis 61 (11/22/1980)
4. 89 Illinois (34-89) 80, E. Michigan 51 (12/4/1992)
5. 88 Illinois (30-88) 81, Wisconsin 90 (1/25/1991)
- 88 Illinois (45-88) 105, N. Illinois 74 (2/21/1981)
- 88 Illinois (29-88) 70, Chicago 37 (1/13/1977)

Best Field Goal Accuracy

1. .638 Illinois (30-47) 78, Iowa 68 (3/6/1986)
2. .633 Illinois (38-60) 101, DePaul 86 (12/20/1997)
3. .627 Illinois (32-51) 73, Indiana 62 (1/13/1984)
4. .625 Illinois (35-56) 85, Sienna 53 (11/15/2010)
- .625 Illinois (35-56) 81, Michigan St. 74 (3/6/1994)
- .625 Illinois (40-64) 89, Kent State 62 (1/23/1982)

Worst Field Goal Accuracy

1. .170 Illinois 36, Ball State 52 (3/7/1975)
2. .202 Illinois (18-89) 44, Michigan St. 57 (2/11/1978)
3. .211 Illinois (17-77) 43, Danville JC 41 (2/17/1975)
4. .226 Illinois (14-62) 47, Ohio State 79 (2/16/1990)
5. .228 Illinois (18-79) 44, Mich. St. 57 (2/11/1978)
- .228 Illinois (16-70) 53, C. Michigan 79 (2/3/1978)

Most Free Throws Made

1. 35 Illinois (35-46) 74, DePaul 64 (12/10/1999)
- 35 Illinois (35-49) 80, Ohio State 64 (2/13/1998)
- 35 Illinois (35-50) 94, Illinois St. 61 (11/30/1993)
4. 33 Illinois (33-40) 85, Duke 67 (3/16/1997)
- 33 Illinois (33-36) 92, Sam Houston St. 71 (11/24/96)
- 33 Illinois (33-41) 68, Alabama 79 (1/7/1994)

Most Free Throws Attempted

1. 50 Illinois (35-50) 94, Illinois St. 61 (11/30/1993)
- 50 Illinois (23-50) 51, Indiana 79 (1/26/1976)
3. 49 Illinois (35-49) 80, Ohio State 64 (2/13/1998)
4. 46 Illinois (35-46) 74, DePaul 64 (12/10/1999)
- 46 Illinois (32-46) 86, Iowa St. 60 (12/21/1981)
- 46 Illinois (25-46) 83, Indiana St. 63 (2/2/1981)

Best Free Throw Accuracy

1. 1.000 Illinois (11-11) 69, Illinois-Chicago 57 (12/2/07)
- 1.000 Illinois (10-10) 52, Ohio State 62 (1/21/2007)
- 1.000 Illinois (14-14) 66, Missouri 68 (12/3/1990)
- 1.000 Illinois (8-8) 54, Long Beach St. 63 (12/23/1983)
5. .958 Illinois (23-24) 113, Ball State 61 (12/8/1981)

Most Three-Pointers Made

1. 15 Illinois 80 (15-28), Valparaiso 58 (12/31/14)
2. 12 Illinois 91 (12-29), Penn State 76 (1/4/15)
- Bradley 98, Illinois 92 (12-27) (11/8/2013)
- 12 Illinois 80 (12-25), Auburn 68 (12/29/2003)
- 12 Illinois (12-25) 106, Providence 74 (11/29/1997)
5. 11 Illinois (11-20) 76, Northwestern 74 (1/15/2014)
- 11 Illinois (11-26) 93, Miss. Valley St. (11/14/2013)
- 11 Illinois (11-24) 74, Iowa 62 (1/31/2013)
- 11 Illinois (11-27) 91, Minnesota 86 (1/28/2013)
- 11 Illinois (11-25) 84, Evansville 52 (11/11/2012)
- 11 Arizona 75, Illinois 73 (11-22) (12/8/2002)
11. 10 7x, last, Illinois (10-23) 95, Minnesota 69 (2/5/2015)

Most Three-Pointers Attempted

1. 35 Penn State 82, Illinois (10-35) 76 (1/9/2014)
2. 29 Illinois State 69, Illinois (10-29) 68 (12/21/2012)
- 29 Illinois 91 (12-29), Penn State 76 (1/4/15)
4. 28 Indiana 67, Illinois (7-28) 54 (2/7/2010)
- 28 Illinois 80 (15-28), Valparaiso 58 (12/31/14)
6. 27 Illinois (11-27) 91, Minnesota 86 (1/28/2013)
- 26 Oregon 77, Illinois (6-26) 74 (11/18/2011)
- 26 Illinois 66 (10-26), Michigan 61 (2/4/2008)
- 26 UCSB 77, Illinois (7-26) 72 (2/13/2003)

Best Three-Point Accuracy (Min. 6 attempts)

1. .714 Minnesota 74, Illinois (5-7) 59 (1/15/2004)
- .714 Illinois (5-7) 101, DePaul 86 (12/20/1997)
3. .700 Illinois (7-10) 84, Purdue 78 (1/31/1993)
4. .692 Illinois (9-13) 96, UWGB 79 (3/15/2001)
5. .688 Illinois (11-16) 84, Wisconsin 54 (1/15/2006)

Most Rebounds

1. 90 Illinois 78, Mo.-St. Louis 29 (12/1/1977)
2. 77 Illinois 80, Indiana State 76 (1/24/1980)
- 77 Illinois 70, Chicago 37 (1/13/1977)
4. 72 Illinois 81, St. Louis 61 (11/22/1980)
5. 68 Illinois 83, Indiana State 68 (2/2/1981)

Most Assists

1. 35 Illinois 107, E. Michigan 73 (1/22/1982)
2. 31 Illinois 95, Ball State 51 (12/5/1987)
3. 30 Illinois 100, Nebraska 87 (12/30/1986)
4. 29 Illinois 89, Michigan 61 (1/10/1986)
- 29 Illinois 88, Michigan State 86 (2/8/1985)

Most Blocked Shots

1. 13 Illinois 65, Penn State 67 (1/27/2011)
2. 12 Illinois 62, Memphis 54 (11/15/2011)
- 12 Illinois 65, Missouri State 53 (3/25/2010)
- 12 Illinois 48, Purdue 53 (2/4/2010)
5. 11 Illinois 70, Wisconsin 62 (1/14/2007)
- 11 Illinois 98, Minnesota 76 (3/1/1997)

Most Steals

1. 25 Illinois 88, Arkansas-Pine Bluff 38 (11/20/2004)
2. 24 Illinois 65, Northwestern 47 (1/10/2013)
- 24 Illinois 64, St. Louis 74 (12/1/1979)
4. 23 Illinois 112, Alcorn State 28 (11/17/2013)
- 23 Illinois 91, Eastern Illinois 49 (12/19/2001)

Most Fouls

1. 34 Illinois 78, Mo. -St. Louis 29 (12/1/1977)
2. 33 Illinois 75, Vanderbilt 83 OT (11/29/1985)
3. 32 Illinois 65, Old Dominion 79 (11/23/1997)
- 32 Illinois 71, Minnesota 84 (1/14/1990)
- 32 Illinois 71, Ohio State 90 (2/23/1986)

Most Fouled Out

1. 6 Illinois 50, Minnesota 53 (12/8/1974)

Most Turnovers

1. 48 Illinois 56, Indiana State 69 (12/4/1975)
2. 40 Illinois 69, W. Illinois 53 (12/12/1980)
3. 37 Illinois 58, Ohio State 77 (1/25/1985)
- 37 Illinois 74, Purdue 78 (12/2/1975)
5. 36 Illinois 71, Virginia 97 (12/29/1986)
- 36 Illinois 53, Indiana St. 71 (12/13/1977)

Highest Winning Score

1. 113 Illinois 113, Ball State 61 (12/8/81)
2. 112 Illinois 112, Alcorn State 28 (11/17/2013)
3. 111 Illinois 111, Bradley 87 (12/22/82)
4. 107 Illinois 107, E. Michigan 73 (1/22/82)
5. 106 Illinois 106, Providence 74 (11/29/97)

Highest Losing Score

1. 93 Illinois 93, N. Illinois 110 (12/16/89)
- 93 Illinois 93, Michigan 101 (2/27/82)
3. 92 Illinois 92, Bradley 98 (11/8/2013)
- 92 Illinois 92, Notre Dame 101 (11/24/98)
5. 91 Illinois 91, Kent State 97 (1/2/94)

TEAM RECORDS

Lowest Winning Score

1. 43 Illinois 43, Danville JC 31 (2/17/75)
2. 44 Illinois 44, George Williams 41 (12/1/75)
3. 46 Illinois 46, Northern Illinois (3/1/75)

Largest Victory Margin – Home

1. 84 Illinois 112, Alcorn State 28 (11/17/13)
2. 52 Illinois 113, Ball State 61 (12/8/81)
3. 50 Illinois 88, Arkansas-Pine Bluff 38 (11/20/04)
4. 49 Illinois 78, Mo.-St. Louis 29 (12/1/77)
5. 44 Illinois 95, Ball State 51 (12/4/87)

Largest Victory Margin – Away

1. 74 Illinois 98, SIU-Edwardsville 24 (3/1/79)
2. 58 Illinois 95, Puerto Rico-Mayaguez 37 (11/28/97)
3. 47 Illinois 77, SIU-Edwardsville 30 (3/4/77)
4. 44 Illinois 86, Southern Illinois 42 (12/6/14)
6. 40 Illinois 79, Loyola 39 (11/18/06)
7. 35 Illinois 88, Notre Dame 53 (2/28/81)

Fewest Points Allowed

1. 24 Illinois 94, SIU-Edwardsville 24 (3/1/79)
2. 26 Illinois 65, N. Illinois 26 (2/19/77)
3. 29 Illinois 78, Mo.-St. Louis 29 (12/1/77)

Lowest Score in Defeat

1. 16 Illinois 16, Indiana 72 (12/6/74)
2. 36 Illinois 36, Ball State 52 (3/7/75)
- 36 Illinois 36, Iowa 87 (2/21/88)
- 36 Illinois 36, Iowa 56 (3/1/92)

Largest Margin of Defeat

1. 63 Illinois 49, Purdue 112 (3/1/91)
2. 56 Illinois 16, Indiana 72 (12/6/74)
3. 51 Illinois 36, Iowa 87 (2/21/88)
4. 49 Illinois 62, Tennessee 111 (11/25/00)

SINGLE SEASON

Most Points

1. 2,640 1996-97 32 games (82.5 ppg)
2. 2,592 1999-00 34 games (76.2)
3. 2,493 1981-82 30 games (83.1)
4. 2,454 1998-99 31 games (79.2)
5. 2,388 1980-81 31 games (77.0)

Best Scoring Average

1. 83.1 1981-82 30 games
2. 82.5 1996-97 32 games
3. 79.2 1998-99 31 games
4. 79.0 1997-98 30 games
5. 77.0 1980-81 31 games

Best Scoring Defense

1. 50.3 1976-77 24 games
2. 57.2 2007-08 35 games
3. 59.17 2009-10 34 games
4. 59.22 2006-07 31 games
5. 59.4 2008-09 31 games

Most Field Goals Made

1. 1,011 1981-82 30 games
2. 957 1996-97 32 games
3. 952 1980-81 31 games
4. 898 2000-01 33 games
5. 878 1985-86 30 games

Most Field Goals Attempted

1. 2,110 1980-81 31 games
2. 2,098 1996-97 32 games
3. 2,088 1981-82 30 games
4. 2,033 2012-13 33 games
5. 1,937 2000-01 33 games

Best Field Goal Accuracy

1. .490 1986-87 29 games (843-1,719)
2. .489 1985-86 30 games (878-1,797)
3. .484 1981-82 30 games (1,011-2,088)
4. .471 2001-02 29 games (845-1,794)
5. .464 1983-84 28 games (763-1,645)

Three-Point Field Goals Made

1. 205 2014-15 30 games
3. 202 2013-14 30 games
4. 184 2012-13 33 games
5. 181 2007-08 35 games
6. 171 2002-03 29 games
7. 163 2006-07 31 games

Three-Point Field Goals Attempted

1. 648 2014-15 30 games
2. 647 2013-14 30 games
3. 634 2012-13 33 games
4. 541 2007-08 35 games
5. 508 2002-03 29 games

Three-Point Field Goal Accuracy

1. .364 1993-94 27 games (83-228)
2. .354 1988-89 29 games (23-65)
3. .350 1989-90 28 games (55-157)
4. .348 2006-07 31 games (163-469)
5. .342 2005-06 31 games (139-406)

Most Free Throws Made

1. 617 1999-00 34 games
2. 584 1996-97 32 games
3. 507 1997-98 30 games
4. 493 2012-13 33 games
5. 484 1980-81 31 games

Most Free Throws Attempted

1. 862 1999-00 34 games
2. 783 1996-97 32 games
3. 748 1997-98 30 games
4. 717 1980-81 31 games
5. 693 2012-13 33 games

Best Free Throw Accuracy

1. 77.1 2007-08 35 games (448-581)
2. 75.5 1982-83 28 games (388-514)
3. 75.2 1990-91 28 games (412-548)
4. 75.1 2006-07 31 games (387-515)
5. 74.8 1981-82 30 games (471-630)

Most Rebounds

1. 1,442 1980-81 31 games (46.5 rpg)
2. 1,375 1996-97 32 games (43.0)
3. 1,365 1999-00 34 games (40.1)
4. 1,357 1981-82 30 games (45.2)
5. 1,301 2009-10 34 games (38.3)

Most Assists

1. 585 1981-82 30 games (19.5 apg)
2. 565 2014-15 30 games (14.3 apg)
3. 560 1996-97 32 games (17.5)
4. 547 1986-87 29 games (18.9)
5. 536 1984-85 28 games (19.1)

Most Blocked Shots

1. 206 2009-10 34 games
2. 156 2007-08 35 games
3. 154 2011-12 30 games
4. 151 2006-07 31 games
4. 146 2010-11 32 games

Most Steals

1. 417 2012-13 33 games
2. 348 2014-15 30 games
3. 329 2013-14 30 games
4. 319 1981-82 30 games
5. 307 1996-97 32 games

Most Turnovers

1. 714 1980-81 31 games
2. 686 1979-80 27 games
3. 640 2000-01 33 games
4. 634 2009-10 34 games
5. 633 1996-97 32 games

Fewest Turnovers Per Game

1. 15.25 534 2007-08 35 games
2. 15.26 458 2013-14 30 games
3. 15.7 472 2004-05 30 games
4. 16.2 502 2008-09 31 games
- 16.2 503 2014-15 30 games
6. 16.5 512 2006-07 31 games
7. 17.1 529 2005-06 31 games
8. 17.3 483 2003-04 28 games
9. 17.6 562 2010-11 32 games
10. 17.8 481 1993-94 27 games

Most Fouls

1. 632 1997-98 30 games
2. 616 1996-97 32 games
3. 608 2013-14 30 games
4. 604 2009-10 34 games
5. 603 2012-13 33 games

Most Fouled Out

1. 32 2012-13 33 games
2. 27 2014-15 30 games
2. 22 2013-14 30 games
3. 21 1987-88 28 games
4. 18 1985-86 30 games
- 18 1995-96 28 games

ILLINOIS STREAKS

Longest Season

1. 35 games 2007-08
2. 34 games 2009-10
3. 33 games 2012-13
- 33 games 2000-01
4. 32 games 1996-97
- 32 games 2010-11

Longest Winning Streak (All Games)

1. 10 Nov. 20, 1981 to Jan. 2, 1982
2. 9 Dec. 20, 1997 to Jan. 16, 1998
3. 7 Nov. 15, 2009 to Dec. 2, 2009
- 7 Jan. 17, 1997 to Feb. 14, 1997
- 7 Nov. 30, 1994 to Dec. 28, 1994

Longest Big Ten Winning Streak

1. 7 Jan. 17, 1997 to Feb. 14, 1997
- 7 Dec. 28, 1997 to Jan. 16, 1998
3. 5 Feb. 7, 1986 to Feb. 21, 1986
4. 4 (Five times)

Longest Home Winning Streaks

1. 18 Dec. 28, 1997 to Jan. 4, 1999
2. 11 Feb. 14, 1986 to Feb. 1, 1987
3. 10 Nov. 20, 1981 to Jan. 29, 1982
- 10 Nov. 26, 1996 to Feb. 21, 1997
5. 9 Feb. 16, 2005 to Jan. 12, 2006

TEAM RECORDS

Longest Road Winning Streak

- 6 Dec. 9, 2012-Feb. 3, 2013
- 6 Nov. 18, 2011-Feb. 5, 2012
- 5 Feb. 28, 1981 to Dec. 31, 1981
- 4 Nov. 24, 2009 to Dec. 2, 2009
- 4 Dec. 11, 1975 to Jan. 27, 1976

Longest Losing Streak

- 12 Jan. 16, 2011 to Feb. 27, 2011
- 11 Jan. 27, 2014-present
- 11 Jan. 3, 1988 to Feb. 12, 1988

OPPONENT TEAM

Most Points

- 112 Purdue 112, Illinois 49 (3/1/1991)
- 111 Tennessee 111, Illinois 62 (11/25/2000)
- 110 Northern Illinois 110, Illinois 93 (12/16/1989)
- 105 Penn State 105, Illinois 79 (1/26/1996)
- 103 Georgia 103, Illinois 64 (3/15/1986)

Most Field Goals Made

- 47 Purdue (47-77) 112, Illinois 49 (3/1/1991)

Most Field Goals Attempted

- 98 Indiana State (32-98) 76, Illinois 80 (1/24/1980)

Best Field Goal Accuracy

- .635 Minnesota (40-63) 91, Illinois 75 (1/7/1983)

Worst Field Goal Accuracy

- .152 Alcorn State (7-46) 28, Illinois 112 (11/17/2013)

Most Free Throws Made

- 31 Minnesota (31-41) 79, Illinois 82 (2/19/1988)
- 31 Nebraska (31-35) 87, Illinois 100 (12/30/1986)

Most Free Throws Attempted

- 46 Vanderbilt (29-46) 83, Ill. 75 (11/29/1986)

Best Free Throw Pct. (Min. 10 att.)

- 1.000 Wisconsin (21-21) 58, Illinois 57 (3/7/2013)
- 1.000 Illinois 66, Missouri 52 (10-10) (12/19/2007)
- 1.000 Indiana (10-10) 64, Illinois 52 (2/8/2004)
- 1.000 Michigan (15-15) 65, Illinois 74 (3/5/1987)

Most Three-Pointers Made

- 16 Illinois State (16-29) 72, Illinois 82 (12/21/2004)
- 15 Northern Colorado (15-32) 65, Illinois 55 (11/23/2005)
- 12 Indiana (12-27) 77, Illinois 58 (2/2/2014)
- 12 Iowa (12-22) 77, Illinois 67 (2/14/2010)
- 12 Wisconsin (12-25) 73, Illinois 65 (1/25/2000)
- 12 Xavier (12-19) 98, Illinois 89 (11/30/1995)
- 12 UNC-Greensboro (12-30) 71, Illinois 88 (11/24/1995)
- 12 Penn State (12-20) 83, Illinois 63 (1/16/2011)

Most Three-Pointers Attempted

- 32 N. Colorado (15-32) 65, Illinois 55 (11/23/2005)
- 31 Nebraska (10-31) 72, Illinois 65 (2/27/2014)
- 31 Tulsa (9-31) 75, Illinois 82 (11/23/12)
- 31 Illinois State (8-31) 51, Illinois 85 (12/6/2003)
- 30 IPFW (11-30) 63, Illinois 70 (11/14/14)
- 30 UT Martin (8-30) 62, Illinois 77 (12/21/2013)
- 30 Duke (7-30) 67, Illinois 85 (3/16/1997)
- 30 Arkansas State (10-30) 95, Illinois 89 (11/23/1996)
- 30 UNC-Greensboro (12-30) 71, Illinois 88 (11/24/1995)

Best Three-Point Accuracy (Min. 5 att.)

- .833 Iowa (5-6) 85, Illinois 51 (1/12/1990)
- .800 Northern Illinois (4-5) 92, Illinois 87 (1/5/1989)

Most Rebounds

- 74 Long Beach State 91, Illinois 97 3ot (1/13/1982)
- 63 Purdue 64, Illinois 57 (12/12/1977)
- 62 Northwestern 78, Illinois 70 (1/19/1994)
- 61 Central Michigan 79, Illinois 53 (2/3/1978)
- 60 Louisiana Tech 65, Illinois 71 OT (12/4/2004)
- 60 Wisconsin 60, Illinois 51 (12/9/1978)

Most Assists

- 32 Northwestern 81, Illinois 68 (2/15/1985)
- 31 Illinois State 85, Illinois 77 (3/6/1981)
- 30 Purdue 112, Illinois 49 (3/1/1991)
- 30 Northwestern 93, Illinois 80 (2/11/1983)
- 29 Minnesota 92, Illinois 46 (2/10/1995)
- 29 Northwestern 91, Illinois 82 (2/19/1991)

Most Blocked Shots

- 12 Illinois 80, Oregon 62 (12/12/2012)
- 12 Oakland 62, Illinois 61 (12/8/2010)
- 12 Illinois 89, Michigan 57 (1/5/2003)
- 12 Purdue 112, Illinois 49 (3/1/1991)

Most Steals

- 26 Ole Miss 75, Illinois 50 (12/2/2006)

Most Fouls

- 37 Indiana 70, Illinois 51 (1/26/1976)

Most Fouled Out

- 5 Iowa State 60, Illinois 86 (12/21/1981)

Most Turnovers

- 50 Missouri-St. Louis 29, Illinois 78 (12/1/1977)

OPPONENT INDIVIDUAL

Most Points

- 46 Maurice Ivy, Nebraska (12/30/1986)
- 45 Diane Dietz, Michigan (12/27/1982)
- 41 Carol Owens, Northern Illinois (12/16/1989)
- 40 Maria Rivera, Miami (12/30/1987)
- 39 Lenae Williams, DePaul (12/4/2001)
- 39 Karna Abram, Indiana (1/27/1985)

Most Rebounds

- 21 Laura Coenen, Minnesota (1/4/1985)
- 19 Cyesha Goree, Michigan (2/16/2014)
- 19 Taylor Wurtz, Wisconsin (1/3/2014)
- 19 Courtney Paris, Oklahoma (12/18/2005)
- 19 Wanda Ford, Drake (12/21/1985)
- 19 Lisa Starosta, Northern Illinois (2/21/1981)
- 19 Martha Megill, Northwestern (2/14/1977)
- 19 Lisa Thomas, UIC (1/31/1976)

Most Assists

- 16 Denise Norton, Illinois State (3/6/1981)
- 15 Debbie Hunter, Minnesota (3/12/1983)
- 14 Faith Mimnaugh, Loyola (11/30/1984)
- 14 Kelley Como, St. Johns (1/2/1982)
- 14 Samantha Logic, Iowa (1/8/15)
- 13 Nancy Kennelly, Northwestern (1/20/1993)
- 13 Susie McConnele, Penn State (12/6/1986)
- 13 Julie Plank, Ohio State (3/4/1983)
- 13 Patty Jo Hedges, Kent State (3/14/1982)
- 13 Jane Emkes, Ball State (1/27/1981)

Most Three-Pointers Made

- 8 Melissa Dixon, Iowa (1/8/15)
- 7 Natalie Romeo, Nebraska (3/5/5)
- 7 Adrienne Squire, Penn State (2/12/2006)
- 7 Megan McCracken, Illinois State (12/22/2005)
- 7 Lindsey Lieser, Minnesota (1/28/2001)
- 7 Brittany Johnson, Ohio State (1/20/2011)
- 6 Olivia Kennedy, Miss. Valley State (11/14/2013)
- 6 Candace Sykes, Illinois State (12/21/2012)
- 6 Lakevia Boykin, Wake Forest (11/29/2012)
- 6 Kelly Mazzante, Penn State (2/15/2001)
- 6 Amy Shelron, Sam Houston State (11/24/1996)
- 6 Amy Siefing, Xavier (11/30/1995)
- 6 Kris McGrade, Indiana (3/8/1992)
- 6 Ellen Shields, St. Joseph's (12/21/1989)



A sellout crowd of 16,050 watched the Illini play Purdue at State Farm Center on Feb. 23, 1997.

HOME COURT RECORDS

ATTENDANCE

Largest Crowds at State Farm Center

1.	16,050	Purdue 80, Illinois 75 (2/23/97)
2.	13,212	Illinois 70, Ohio State 61 (2/20/00)
3.	10,658	Illinois 79, Ohio State 73 (2/7/99)
4.	10,386	Illinois 88, Colorado 48 (1/4/98)
5.	10,092	Purdue 71, Illinois 60 (1/18/99)
6.	9,843	Illinois 91, Indiana 61 (1/9/00)
7.	9,109	Illinois 94, Penn State 85 (1/22/99)
8.	8,967	Michigan 92, Illinois 78 (1/27/02)
9.	8,275	Old Dominion 79, Illinois 65 (11/23/97)
10.	7,731	Illinois 97, Florida 77 (12/19/98)

Largest Crowds at Huff Hall

1.	4,050	Illinois 80, Ohio State 64 (2/13/98)
	4,050	Illinois 98, Michigan State 51 (2/15/98)
	4,050	Illinois 79, Drake 62 (3/14/97)
	4,050	Illinois 85, Duke 67 (3/16/97)
	4,050	Illinois 90, Indiana 81 (1/19/97)

Year-by-Year Home Attendance

Year	Attendance (Avg.)	Record
1981-82	10,308 (793)^	14-2
1982-83	7,847 (561)^	9-5
1983-84	8,787 (586)^	8-7
1984-85	10,617 (707)^	10-5
1985-86	10,407 (743)^	12-2
1986-87	11,918 (993)^	9-4
1987-88	11,493 (718)^	7-9
1988-89	8,485 (606)^	8-6
1989-90	8,860 (633)^	9-5
1990-91	9,815 (701)^	6-8
1991-92	9,725 (748)^	7-6 one game at Parkland (W)
1992-93	11,335 (810)^	8-6 one game at Huff (L)
1993-94	10,128 (779)*	6-7
1994-95	7,593 (633)*	7-6 one game at State Farm Center (W)
1995-96	20,927 (1,744)*	6-6
1996-97	52,294 (4,023)*	12-1 one game at State Farm Center (L)
1997-98	68,833 (4,589)*	13-2 four games at State Farm Center (L, W, W, W)
1998-99	81,473 (7,407)^	9-2
1999-00	104,635 (5,813)^	16-2
2000-01	64,107 (4,579)^	7-5
2001-02	36,738 (3,340)^	7-3
2002-03	32,576 (2,327)^	10-2
2003-04	29,557 (2,274)^	6-7
2004-05	23,021 (1,771)^	8-5
2005-06	32,810 (2,734)^	7-5
2006-07	27,742 (1,849)^	12-3
2007-08	22,178 (1,479)^	10-5
2008-09	24,358 (1,874)^	4-9
2009-10	27,286 (1,819)^	10-5
2010-11	11,325 (1,416)^	2-14
2011-12	11,768 (1,070)^	5-6
2012-13	34,673 (1,926)^	11-7
2013-14	26,276 (1,877)^	6-8
2014-15	29,283 (1,952)^	10-5

Overall Home Record: 291-180 (.617)

Record at State Farm Center: 250-159 (.611)

Record at Huff Hall: 40-21 (.656)

Record at Parkland: 1-0 (1.000)

* - Home arena was Huff Hall

^ - Home arena was State Farm Center

INDIVIDUAL

Most Points

ILL	49	Kendra Gantt vs. Kent State (1/3/83)
OPP	36	Nikita Lowry, Ohio State (3/4/88)
	36	Karen Jennings, Nebraska (12/14/91)

Most Field Goals Made

ILL	22	Kendra Gantt vs. Kent State (1/3/83)
OPP	17	LaTaunya Pollard, Long Beach State (1/13/82)

Most Field Goals Attempted

ILL	28	Lisa Robinson vs. Long Beach State (1/13/82)
OPP	38	LaTaunya Pollard, Long Beach State (1/13/82)

Best Field Goal Accuracy (min. 10 attempts)

ILL	100%	Cindy Dallas (10-10) vs. Illinois St (12/6/03)
OPP	92.3%	Michele Savage (12-13), Northwestern (2/19/91)

Most Free Throws Made

ILL	15	Lisa Robinson vs. Michigan (12/20/80)
OPP	12	Taylor Hill, Ohio State (2/28/13)
	12	Whitney Thomas, Indiana (2/10/08)
	12	Julia Trogele, Penn State (3/5/11)

Most Free Throws Attempted

ILL	20	Ashley Berggren vs. Wisconsin (12/30/97)
OPP	16	Whitney Thomas, Indiana (2/10/08)

Best Free Throw Accuracy (min. 10 attempts)

ILL	100%	Adrienne Godbold (12-12) vs. Northwestern (1/20/13)
	100%	Sarah Sharp (10-10) vs. Minnesota (1/15/89)
	100%	Sarah Sharp (10-10) vs. Missouri (12/3/90)
OPP	100%	Maggie Lucas (10-10), Penn State (1/9/14)
	100%	Courtney Osborn, Miami (Ohio) (3/21/13)
	100%	Jori Davis (10-10), Indiana (2/7/10)
	100%	Heidi Warczinsky, Central Michigan (11/18/09)
	100%	Leslie Knight (10-10), Minnesota (1/18/07)
	100%	Julia Trogele (12-12), Penn State (3/5/11)

Most Three Point Field Goals Made

ILL	7	Amber Moore vs. Indiana (1/13/11)
OPP	7	Megan McCracken, Illinois State (12/22/05)
	7	Brittany Johnson, Ohio State (1/20/11)

Most Rebounds

ILL	30	Betty Anderson vs. Eastern Illinois (12/3/75)
OPP	19	Cyesha Goree, Michigan (2/16/14)
	19	Taylor Wurtz, Wisconsin (1/3/14)
	19	Courtney Paris, Oklahoma (12/18/05)
	19	Lisa Starosta, Northern Illinois (2/21/81)
	19	Lisa Thomas, Illinois-Chicago (1/31/76)

Most Assists

ILL	15	Kim Brombolich vs. Eastern Michigan (1/22/82)
OPP	14	Faith Mimnaugh, Loyola (11/30/84)
	14	Logic, Samantha, Iowa (1/8/15)

Most Blocked Shots

ILL	7	Karisma Penn vs. UIC (12/18/10)
	7	Chatrice White vs. Maryland (1/18/15)
OPP	8	Patrice Donovan, Michigan (12/20/80)

Most Steals

ILL	9	Kim Brombolich vs. Notre Dame (2/16/80)
OPP	9	Monica Wright, Virginia (12/4/08)

HOME COURT RECORDS

TEAM

Most Points in a Game

ILL	113	Illinois 113, Ball State 61 (12/8/81)
OPP	95	Northwestern 95, Illinois 90 (OT) (2/2/82)

Most Points in a Half

ILL	67	Illinois 113, Ball State 61 (12/8/81)
OPP	58	Bradley 87, Illinois 111 (12/22/82)

Most Field Goals Made

ILL	50	Illinois (50-84) 111, Bradley 87 (12/22/82)
OPP	42	Tennessee (42-86) 93, Illinois 59 (1/3/88)

Most Field Goals Attempted

ILL	105	Illinois (38-105) 97, Long Beach 91 3ot (1/13/82)
OPP	98	Indiana State (32-98) 76, Illinois 80 (1/24/80)

Best Field Goal Accuracy

ILL	63.8%	Illinois (30-47) 78, Iowa 68 (3/6/86)
OPP	63.0%	Minnesota (40-63) 91, Illinois 75 (1/7/83)

Most Free Throws Made

ILL	35	Illinois (35-46) 74, DePaul 64 (12/10/99)
	35	Illinois (35-49) 80, Ohio State 64 (2/13/98)
	35	Illinois (35-50) 94, Illinois State 61 (11/30/93)
OPP	29	Penn State (29-35) 82, Illinois 76 (1/9/14)

Most Free Throws Attempted

ILL	50	Illinois (23-50) 51, Indiana 79 (1/29/76)
	50	Illinois (35-50) 94, Illinois State 61 (11/30/93)
OPP	45	Old Dominion (24-45) 79, Illinois 65 (11/23/97)

Best Free Throw Accuracy

ILL	100%	Illinois (11-11) 69, Illinois-Chicago 57 (12/2/07)
		Illinois (14-14) 66, Missouri 68 (12/3/90)
OPP	100%	Indiana (10-10) 52, Illinois 64 (2/8/04)
		Michigan (15-15) 65, Illinois 74 (3/5/87)

Most Rebounds

ILL	90	Illinois 78, Missouri-St. Louis 29 (12/1/77)
OPP	74	Long Beach State 91, Illinois 97 3ot (1/13/82)

Most Assists

ILL	35	Illinois 107, Eastern Michigan 73 (12/22/82)
OPP	29	Northwestern 91, Illinois 82 (2/19/91)

Most Blocked Shots

ILL	13	Illinois 65, Penn State 76 (1/27/11)
OPP	12	Oregon 62, Illinois 80 (12/12/12)

Most Steals

ILL	25	Illinois 88, Arkansas-Pine Bluff 38 (11/20/04)
OPP	19	Illinois 58, Ohio State 77 (1/25/84)

Most Fouls

ILL	34	Illinois 78, Missouri-St. Louis 29 (12/1/77)
OPP	37	Indiana 70, Illinois 51 (1/26/76)

Most Fouled Out

ILL	4	Illinois 65, Old Dominion 79 (11/23/97)
OPP	5	Iowa State 60, Illinois 86 (12/21/81)

Most Turnovers

ILL	37	Illinois 87, Indiana-Purdue 50 (2/18/78)
OPP	50	Missouri-St. Louis 29, Illinois 78 (12/1/77)

Highest Winning Score

ILL	113	Illinois 113, Ball State 61 (12/8/81)
OPP	95	Northwestern 95, Illinois 90 ot (2/2/82)

Widest Victory Margin

ILL	84	Illinois 112, Alcorn State 28 (11/17/13)
OPP	39	Purdue 92, Illinois 53 (2/28/88)

Fewest Points in a Game

ILL	35	Ohio State 67, Illinois 35 (1/12/09)
OPP	26	Northern Illinois 26, Illinois 65 (2/19/77)

Fewest Points in a Half

ILL	11	Illinois 36, Iowa 56 (3/1/92)
OPP	10	Alcorn State 28, Illinois 112 (11/17/13)

Fewest Field Goals Made

ILL	13	Illinois (13-49) 38, Wisconsin 53 (1/1/09)
	13	Illinois (13-38) 52, South Carolina 71 (11/11/11)
OPP	6	Northern Illinois (6-30) 26, Illinois 65 (2/19/77)

Fewest Field Goals Attempted

ILL	38	Illinois (13-38) 52, South Carolina 71 (11/11/11)
OPP	30	Northern Illinois (6-30) 26, Illinois 65 (2/19/77)

Worst Field Goal Accuracy

ILL	24.1%	Illinois (13-54) 37, Iowa 53 (1/14/94)
OPP	15.2%	Alcorn State (7-46) 28, Illinois 112 (11/17/13)

Fewest Free Throws Made

ILL	0	Illinois (0-2) 58, Northwestern 71 (2/6/87)
OPP	0	Cal State-Fullerton (0-5) 61, Illinois 72 (12/5/87)
	0	Illinois-Chicago (0-0) 56, Illinois 66 (12/9/83)
	0	Ohio State (0-4) 60, Illinois 65 (1/29/82)

Fewest Free Throws Attempted

ILL	2	Illinois (0-2) 58, Northwestern 71 (2/6/87)
	2	Illinois (2-2) 60, Southern Illinois 58 (1/3/84)
OPP	0	Illinois-Chicago (0-0) 56, Illinois 66 (12/9/83)

Worst Free Throw Accuracy

ILL	0.0%	Illinois (0-2) 58, Northwestern 71 (2/6/87)
OPP	0.0%	Cal. State-Fullerton (0-5) 61, Illinois 72 (12/5/87)
	0.0%	Ohio State (0-4) 60, Illinois 65 (1/29/82)

Fewest Rebounds

ILL	19	Illinois 63, Michigan 70 (2/16/14)
OPP	20	UW-Milwaukee 43, Illinois 63 (11/11/07)

Fewest Fouls

ILL	5	Illinois 48, Drake 44 (3/24/08)
OPP	8	Illinois Chicago 57, Illinois 69 (12/2/07)
	8	Nebraska 58, Illinois 53 (1/11/15)

Lowest Winning Score

ILL	44	Illinois 44, George Williams 41 (12/1/75)
OPP	52	Minnesota 52, Illinois 48 (1/3/09)

Lowest Score in Defeat

ILL	35	Ohio State 67, Illinois 35 (1/12/09)
OPP	26	Northern Illinois 26, Illinois 64 (2/19/77)

Longest Winning Streak

18 games, Dec. 20, 1997 to Jan. 5, 1999

BIG TEN TOURNAMENT RECORDS

ILLINOIS INDIVIDUAL
BIG TEN TOURNAMENT RECORDSSINGLE TOURNAMENT**POINTS**

75	Allison Curtin (3 games)	2001
69	Jenna Smith (4 games)	2008

REBOUNDS

37	Jenna Smith (4 games)	2008
----	-----------------------	------

ASSISTS

13	Lacey Simpson (4 games)	2008
12	Lydia McCully (3 games)	2011

BLOCKS

10	Lacey Simpson (4 games)	2008
10	Casey Leonhardt (3 games)	1997

STEALS

10	Allison Curtin (3 games)	2001
9	Lacey Simpson (2 games)	2010
9	Lacey Simpson (4 games)	2008

CAREER**POINTS**

179	Allison Curtin (8 games)	1999-01
158	Jenna Smith (9 games)	2007-10

REBOUNDS

84**	Jenna Smith (9 games)	2007-10
71	Lacey Simpson (9 games)	2007-10

ASSISTS

36	Lacey Simpson (9 games)	2007-10
28	Tauja Catchings (9 games)	1997-00

BLOCKS

17	Lacey Simpson (9 games)	2007-10
15	Jenna Smith (9 games)	2007-10
14	Karisma Penn (5 games)	2010-11

STEALS

25	Lacey Simpson (9 games)	2007-10
22	Allison Curtin (8 games)	1999-01

ILLINOIS INDIVIDUAL GAME
BIG TEN TOURNAMENT RECORDS**POINTS**

35	Allison Curtin	vs. Iowa	3/3/01
26	Amber Moore	vs. Iowa	3/6/14
26	Tauja Catchings	vs. Purdue	3/1/99
26	Ashley Berggren	vs. Penn State	2/28/98
24	Jenna Smith	vs. Penn State	3/5/09
24	Allison Curtin	vs. Purdue	3/1/99
24	Susan Blauser	vs. Michigan	2/27/99

REBOUNDS

19	Jenna Smith**	vs. Indiana	3/4/10
14	Lacey Simpson	vs. Penn State	3/5/09
13	Centrese McGee	vs. Wisconsin	3/3/11
13	Susan Blauser	vs. Penn State	3/4/00
12	Jenna Smith	vs. Purdue	3/9/08
12	Audrey Tabon	vs. Michigan State	3/4/05

ASSISTS

7	Lydia McCully	vs. Penn State	3/5/11
7	Lacey Simpson	vs. Penn State	3/5/09
6	Brittany Carter	vs. Nebraska	3/5/15
6	Lacey Simpson	vs. Indiana	3/4/10
6	Lacey Simpson	vs. Wisconsin	3/6/08
6	Tiffanie Guthrie	vs. Northwestern	3/3/05
6	Allison Curtin	vs. Wisconsin	3/2/01
6	Tauja Catchings	vs. Michigan State	3/3/00
6	Ashley Berggren	vs. Iowa	3/3/97

BLOCKS

5	Karisma Penn	vs. Penn State	3/5/11
5	Lacey Simpson	vs. Wisconsin	3/6/08
5	Casey Leonhardt	vs. Michigan State	3/2/97
4	Jenna Smith	vs. Indiana	3/4/10
4	Jenna Smith	vs. Penn State	3/5/09

STEALS

8	Lacey Simpson	vs. Indiana	3/4/10
5	Ivory Crawford	vs. Nebraska	3/5/15
5	Kennedy Cattenhead	vs. Nebraska	3/5/15
5	Ivory Crawford	vs. Iowa	3/6/14
5	Amber Moore	vs. Wisconsin	3/7/13
5	Angelina Williams	vs. Northwestern	3/3/05
5	Angelina Williams	vs. Michigan	3/4/04
5	Allison Curtin	vs. Wisconsin	3/2/01

OPPONENT INDIVIDUAL GAME
BIG TEN TOURNAMENT RECORDS**POINTS**

31	Stephanie White-McCarty	Purdue	3/1/99
26	Natalie Romeo	Nebraska	3/5/15
26	Bethany Doolittle	Iowa	3/6/14
26	Ifeoma Okonkwo	Northwestern	3/2/06
25	Peggy Evans	Ohio State	3/3/95
24	Jolene Anderson	Wisconsin	3/6/08
24	Jennifer Smith	Michigan	2/28/02

REBOUNDS

18	Amanda Brown	Penn State	3/2/07
15	Evelyn Lewis	Penn State	3/5/09
14	Angie Iverson	Minnesota	3/1/97
13	Cassie Rochel	Wisconsin	3/7/13
13	Tabitha Pool	Michigan	3/4/04

ASSISTS

12	Helen Darling	Penn State	3/4/00
11	Anne Thorius	Michigan	2/27/99
9	Samantha Prahalis	Ohio State	3/6/09
9	Cara Consuegra	Iowa	3/3/01
8	Samantha Prahalis	Ohio State	3/5/10
8	Vnemina Reese	Michigan State	3/3/00

BLOCKS

4	Danielle Campbell	Purdue	3/9/08
4	Allyssa DeHaan	Michigan State	3/8/08
4	Rashana Barnes	Penn State	3/4/00
4	Kristen Rasmussen	Michigan State	3/3/00
4	Clara Carter	Penn State	2/28/99

STEALS

6	Shawnta Vanzant	Penn State	2/28/99
5	Helen Darling	Penn State	3/4/00
5	Katie Douglas	Purdue	3/1/99
5	Tangela Smith	Iowa	3/3/97
5	Nadine Domond	Iowa	3/2/96

** Overall Big Ten Tournament Record

ILLINI HONOR ROLL

INTERNATIONAL TEAMS

2015	Chatrice White, USA U19 FIBA World Championship Team (gold medal)
2015	Jaelyne Kirkpatrick, Canada U19 FIBA World Championship Team
2009	Destiny Williams, USA U19 World Championships Team (gold medal)
2002	Iveta Marcauskaite, Lithuania National Team
2000	Aminata Yanni, USA Junior National Team
2000	Iveta Marcauskaite, Lithuania Jr. National Team
1993	Anita Clinton, Jones Cup Junior National Team
1987	Jonelle Polk, USA Pre-Olympic Invitational Team
1984	Pam Means, Athletes-in-Action
1982	Kendra Gantt, USA Junior National Team

NATIONAL TEAMS

1994	Anita Clinton, U.S. Olympic Festival
1993	Anita Clinton, R. William Jones Cup
1989	Sarah Sharp, U.S. Olympic Festival
1986	Angie McClellan, U.S. Olympic Festival
1982	Kendra Gantt, National Sports Festival

ALL-AMERICANS

2012-13	Karisma Penn, HM All-American by AP
2007-08	Jenna Smith, HM All-American by AP
1999-00	Tauja Catchings, HM All-American by AP
1998-99	Tauja Catchings, HM All-American by AP
1997-98	Ashley Berggren, Third Team All-American by AP
1996-97	Ashley Berggren, HM All-American by AP, Kodak, and WBCA
1995-96	Ashley Berggren, HM All-American by AP and WBCA
1982-83	Kendra Gantt, HM All-American by National Sports Writers
1981-82	Kendra Gantt, HM All-American by Street & Smith's

NATIONAL PRESEASON HONORS

2009-10	Jenna Smith, Preseason Wooden Candidate, Wade Trophy Watch List
1999-00	Susan Blauser, Preseason Naismith Award List
1999-00	Tauja Catchings, Preseason Naismith Award List
1985-86	Jonelle Polk, Preseason All-America by Street & Smith's
1981-82	Lisa Robinson, Wade Trophy nominee

NATIONAL LEADER

1980-81	Lisa Robinson, Nation's FT shooting leader (.888)
---------	---

REGIONAL HONORS

2010	Jenna Smith, Regional Finalist for WBCA All-America Honors
2008	Jenna Smith, Regional Finalist for WBCA All-America Honors
1991	Mandy Cunningham, Freshman All-District IV
1987	Jonelle Polk, Kodak All-District IV
1986	Jonelle Polk, Midwest Sports Page All-Midwest and Kodak All-District IV
1982	Lisa Robinson, Kodak All-Region IV
1981	Lisa Robinson, Lynette Robinson - IIAW All-State
1980	Lisa Robinson, Lynette Robinson - IIAW All-State

BIG TEN MEDAL OF HONOR

1998	Ashley Berggren
1994	Tonya Booker
1992	Kate Riley
1987	Jonelle Polk
1982	Lisa Robinson

BIG TEN COACH OF THE YEAR

1998	Theresa Grentz (media)
1997	Theresa Grentz (media)

BIG TEN PLAYER OF THE YEAR

1997	Ashley Berggren (media)
------	-------------------------

BIG TEN DEFENSIVE PLAYER OF THE YEAR

2013	Adrienne GodBold (coaches)
------	----------------------------

ALL-BIG TEN

KEY: (1) – First Team, (2) – Second Team; (3) – Third Team; (HM) – Honorable Mention; M – Media; C – Coaches

2015	Ivory Crawford (HM M, HM C)		Iveta Marcauskaite (HM M, HM C)
	Chatrice White (HM M, HM C)		Anne O'Neil (HM M)
2014	Ivory Crawford (HM M, HM C)	2000	Tauja Catchings (1 M, 1 C)
	Amber Moore (HM M)		Allison Curtin (1 M, 2 C)
2013	Karisma Penn (1 M, 2 C)		Susan Blauser (2 M, 2 C)
	Adrienne GodBold (3 M, 2 C)	1999	Susan Blauser (1 M, 1 C)
2012	Karisma Penn (3 M, 3 C)		Tauja Catchings, (2 M, 2 C)
2011	Karisma Penn (2 M, 3 C)		Alicia Sheeler (2 M, 2 C)
2010	Jenna Smith (1 M, 1 C)	1998	Ashley Berggren (1 M, 1 C)
	Lacey Simpson (3 M, HM C)		Tauja Catchings (2 M, 2 C)
2009	Jenna Smith (1 M, 1 C)		Alicia Sheeler (HM M, 2 C)
	Lacey Simpson (3 M, HM C)	1997	Ashley Berggren (1 M, 1 C)
2008	Jenna Smith (1 M, 1 C)		Alicia Sheeler (3 M, 3 C)
	Lori Bjork (3 M, HM C)		Krista Reinking (HM M)
2007	Lori Bjork (2 M, 2 C)	1996	Ashley Berggren (1 M, 2 C)
	Jenna Smith (HM M, HM C)		Krista Reinking (3 M)
2006	Janelle Hughes (HM M, HM C)	1995	Kris Dupps (HM)
	Erin Wigley (HM M)	1993	Kris Dupps (HM)
2005	Angelina Williams (1 M, 2 C)	1991	Sarah Sharp (1)
	Tiffanie Guthrie (HM M, HM C)	1990	Sarah Sharp (2)
2004	Cindy Dallas (2 M, HM C)		Sonya Waters (HM)
	Angelina Williams (3 M, HM C)	1989	Dee Dee Deeken (2)
	Tiffanie Guthrie (HM M)		Sarah Sharp (2)
2003	Angelina Williams (2 C, 3 M)	1987	Jonelle Polk (1)
	Cindy Dallas (3 C, 3 M)		Lisa Bradley (HM)
	Aminata Yanni (HM M, HM C)		Dee Dee Deeken (HM)
2002	Iveta Marcauskaite (1 M, 1 C)		Angie McClellan (HM)
	Cindy Dallas (2 M, 2 C)	1986	Jonelle Polk (1)
	Shavonna Hunter (HM C)		Jenny Johnson (HM)
2001	Allison Curtin (1 M, 2 C)	1985	Jonelle Polk (2)



Following Illinois' 1997 Big Ten Championship, Theresa Grentz was named the conference's Coach of the Year and Ashley Berggren was named Player of the Year.

ILLINI HONOR ROLL

BIG TEN SIXTH PLAYER OF THE YEAR

2012 Adrienne GodBold

BIG TEN FRESHMAN OF THE YEAR

1991 Mandy Cunningham

BIG TEN ALL-DEFENSIVE TEAM (STARTED IN 2005-06)

2013 Adrienne GodBold
2012 Karisma Penn
2010 Lacey Simpson
2009 Lacey Simpson

BIG TEN ALL-FRESHMAN TEAM

2015 Chatrice White
2011 Amber Moore
2010 Karisma Penn
2007 Jenna Smith
2006 Lori Bjork
2005 Danyel Crutcher
2002 Angelina Williams
2001 Iveta Marcauskaite
2000 Shavonna Hunter
1999 Allison Curtin
1997 Tauja Catchings, Katie Coleman

PRESEASON ALL-BIG TEN

2011-12 Karisma Penn (first team)
2009-10 Jenna Smith (first team)
2008-09 Jenna Smith (first team)
2007-08 Lori Bjork (first team)
2000-01 Allison Curtin (first team)
1990-91 Sarah Sharp (second team)
1989-90 Sarah Sharp (first team)
1988-89 Sarah Sharp (second team)
1987-88 Angie McClellan (first team); Jenny Johnson (second team)
1987-88 Lisa Bradley (honorable mention); Dee Dee Deeken (HM)
1986-87 Angie McClellan (first team); Jenny Johnson (second team)
1985-86 Jonelle Polk (first team)
1984-85 Jonelle Polk (first team)

BIG TEN PLAYER OF THE WEEK

2013-14 Amber Moore (11/18/13, 12/16/13)
2012-13 Karisma Penn (12/31/12); Karisma Penn (1/7/13)
2011-12 Karisma Penn (2/14/12)
2010-11 Karisma Penn (12/20/10, 1/3/11, 1/31/11)
2009-10 Jenna Smith (11/30/09, 12/7/09, 1/4/10)
2008-09 Lacey Simpson (2/10/09)
2007-08 Jenna Smith (11/12/07, 11/26/07, 12/24/07)
2005-06 Danyel Crutcher (12/19/05)
2004-05 Angelina Williams (12/27/04)
2003-04 Tiffanie Guthrie (2/9/04)
2002-03 Angelina Williams (12/30/02)
2001-02 Cindy Dallas (12/23/01)
2000-01 Dawn Vana (1/15/001)
1999-00 Allison Curtin (11/29/99); Kristi Faulkner (12/20/99);
Tauja Catchings (12/28/99 & 1/10/00)
1998-99 Alicia Sheeler (12/21/98); Susan Blausner (1/5/99)
1997-98 Ashley Berggren (12/22/97, 1/5/98)
1996-97 Ashley Berggren (12/16/96)
1995-96 Ashley Berggren (12/18/95, 1/22/96)
1993-94 Mandy Cunningham (2/21/94)
1990-91 Sarah Sharp (1/7/91)
1989-90 Sonya Waters (2/6/90); Sarah Sharp (2/27/90)
1986-87 Jonelle Polk (1/12/87)
1985-86 Jonelle Polk (4 times)
1982-83 Cindy Stein; Kendra Gantt
1980-81 Lisa Robinson; Lynnette Robinson

BIG TEN FRESHMAN OF THE WEEK (STARTED IN 2009-10)

2014-15 Chatrice White (11/24/14)
2010-11 Alexis Burke (11/29/11)
2009-10 Karisma Penn (11/23/09, 12/7/09, 1/4/10, 3/1/10)

ALL-TOURNAMENT TEAMS

2010-11 Alexis Burke - Waikiki Beach Marriott Rainbow Wahine Showdown
2009-10 Jenna Smith - Cal Poly Holiday Beach Classic (MVP)
Lacey Simpson - Cal Poly Holiday Beach Classic
2008-09 Jenna Smith - Big Ten Tournament
2007-08 Jenna Smith - Big Ten Tournament, FIU Thanksgiving Classic (MVP)
Rebecca Harris - Big Ten Tournament
Chelsea Gordon - FIU Thanksgiving Classic
2005-06 Lori Bjork, Colorado Coors Classic
2002-03 Tiffanie Guthrie, Fiesta Bowl Classic
Aminata Yanni, Fiesta Bowl Classic
2001-02 Shavonna Hunter, St. Mary's Tournament (MVP)
Iveta Marcauskaite, St. Mary's Tournament
2000-01 Allison Curtin, Big Ten Tournament
1999-00 Tauja Catchings, Big Ten Tournament
1998-99 Tauja Catchings, U. of San Diego Tournament, Big Ten Tournament
Allison Curtin, Big Ten Tournament
1997-98 Ashley Berggren, San Juan Shootout
Tauja Catchings, San Juan Shootout (MVP)
1996-97 Ashley Berggren, UNLV Desert Classic, Big Ten Tournament
Krista Reinking, Corvallis Gazette Times Classic (MVP)
Katie Coleman, Big Ten Tournament
1995-96 Ashley Berggren, Ga. Tech Downtown Classic, Woodlands Plaza Classic
Krista Reinking, Ga. Tech Downtown Classic, Woodlands Plaza Classic
1994-95 Ann Henderson, Mac Court Classic
1993-94 Kris Dupps, Portland Shootout
1992-93 Jill Estey, Illini Classic
Cindy Dilger, Illini Classic
Mandy Cunningham, Lady Gator Classic
Robbyn Preacely, Lady Gator Classic
1991-92 Mandy Cunningham, Illini Classic
Kris Dupps, Illini Classic
Jill Estey, Colorado Coors Classic
1990-91 Sarah Sharp, Virginia Cavalier Classic
Mandy Cunningham, Illini Classic
Monica Cundiff, Illini Classic
1989-90 Doris Carie, Bowling Green Invitational, W. Kentucky Invitational, Illini Classic
Kristen Haynes, Sarah Sharp, Illini Classic (MVP)
1988-89 Dee Dee Deeken, Illini Classic
Sarah Sharp, Illini Classic
1987-88 Angie McClellan, Illini Classic (MVP)
Kristen Haynes, Illini Classic
Jenny Johnson, Illini Classic
1986-87 Jonelle Polk, Illini Classic (MVP), Syracuse Tournament, Stanford Tournament
Angie McClellan, Illini Classic, Syracuse Tournament
1985-86 Jonelle Polk, Illini Classic (MVP)
Stephanie Romic, Illini Classic
1984-85 Jonelle Polk, Illini Classic
1983-84 Diane Eickholt, Illini Classic
Jenny Middeler, Illini Classic
1982-83 Kendra Gantt, Drake Harvest Classic
1981-82 Lisa Robinson, Drake Harvest Classic
Kim Brombolich, Drake Harvest Classic
Diane Eickholt, Drake Harvest Classic
Kendra Gantt, Big Ten Tournament
Lisa Robinson, Big Ten Tournament
1980-81 Lisa Robinson, New Mexico Invitational (MVP)
Liz Brauer, New Mexico Invitational;
Lisa Robinson, Pizza Hut Classic
1978-79 Lynnette Robinson, Cincinnati Invite

ILLINI HONOR ROLL

BIG TEN INTERNATIONAL TOUR

2006	Lori Bjork and Erin McCarthy (Denmark, Norway, Sweden)
2005	Danyel Crutcher (Belgium/Netherlands)
2004	Erin Wigley (Australia)
2002	Brenda Blackburn (Belgium/Netherlands)
2000	Karen Hagberg (Austria/Hungary/Slovakia)
1999	Holly Wilson (Belgium/Germany)
1998	Alicia Sheeler (Denmark)
1997	Krista Reinking (Austria/Slovakia)
1996	Ashley Berggren (Sweden/Denmark)
1995	Ann Henderson (Japan)
1994	Kris Dupps (Great Britain)
1993	Tonya Booker (Hungary)
1992	Kris Dupps (Australia/New Zealand)

ACADEMIC ALL-BIG TEN

2015	Kennedy Cattenhead, Taylor Gleason, Jacqui Grant, Sarah Hartwell, Ashley McConnell, Nia Oden, Alexis Smith
2014	Sarah Hartwell, Nia Oden
2013	Eriel Davis, Kersten Magrum, Kierra Morris
2012	Macie Blinn, Kersten Magrum, Lana Rukavina
2011	Macie Blinn
2010	Macie Blinn, Fabiola Josil
2008	Lori Bjork, Rebecca Harris, Erin McCarthy, Lacey Simpson
2007	Lori Bjork, Stephanie Chelleen, Chelsea Gordon, Danielle Gratton, Erin McCarthy, Lacey Simpson, Erin Wigley
2006	Maggie Acuna, Stephanie Chelleen, Erin Wigley
2005	Maggie Acuna, Jeré Issenman, Erin Wigley
2004	Maggie Acuna, Jeré Issenmann
2003	Karen Hagberg, Jeré Issenmann, Brett Leonard
2002	Shavonna Hunter, Holly Wilson, Karen Hagberg, Allison Guth
2001	Shavonna Hunter
2000	Melissa Parker, Kylie Martin
1999	Lisa Guarneri
1998	Kelly Dexter, Sara Vandertop
1997	Bonny Apsey, Aimee Smith, Sara Vandertop
1996	Aimee Smith
1995	Aimee Smith
1994	Tonya Booker, Vicki Klingler, Aimee Smith
1993	Tonya Booker, Cindy Dilger, Jill Estey, Vicki Klingler
1992	Tonya Booker, Cindy Dilger, Jill Estey, Vicki Klingler, Kate Riley
1991	Kate Riley, Jill Estey
1990	Kate Riley
1986	Jenny Middeler

ACADEMIC ALL-AMERICANS

2007	Lori Bjork - Third Team CoSIDA/ESPN the Magazine Academic All-American
1982	Lisa Robinson - First Team CoSIDA Academic All-American
1981	Liz Brauer and Lisa Robinson - Second Team CoSIDA Academic All-Americans
1980	Liz Brauer - First Team CoSIDA Academic All-American

ACADEMIC ALL-DISTRICT

2008	Lori Bjork - First Team CoSIDA/ESPN the Magazine Academic All-District V
2007	Lori Bjork - First Team CoSIDA/ESPN the Magazine Academic All-District V
1992	Jill Estey - CoSIDA All-District IV
1984	Jenny Middeler, CoSIDA Academic All-District IV
1982	Lynnette Robinson, CoSIDA Academic All-District IV

U OF I SCHOLAR-ATHLETE BANQUET AWARDS

UI Outstanding Female Scholar-Athlete

(given to the Illinois female athlete with the highest GPA in each class)

2008	Lori Bjork	Junior
2007	Lori Bjork	Sophomore
1994	Tonya Booker	Senior
1993	Tonya Booker	Junior
1992	Tonya Booker	Sophomore

UI Female Athlete of the Year

(given to the top female athlete at the University of Illinois)

1998	Ashley Berggren
1996	Ashley Berggren
1991	Sarah Sharp
1986	Jonelle Polk

Fighting Illini Spirit Award

(given to the female University of Illinois student-athlete who best exemplifies spirit)

1993	Tonya Booker
1992	Kate Riley

UI Female Newcomer of the Year

(given to the top female newcomer at the University of Illinois)

2000	Shavonna Hunter
1999	Allison Curtin
1991	Mandy Cunningham

ILLINI IN THE WNBA DRAFT

Year	Player	Team	Rd	Pick	Ovr. Pick
2010	Jenna Smith	Washington	2	2	14
2005	Angelina Williams	Phoenix	2	5	18
2004	Cindy Dallas	San Antonio	2	8	21
2000	Tauja Catchings	Phoenix	3	5	37



2015 Illini Women's Basketball graduates

TEAM AWARD WINNERS

MVP

1990	Sarah Sharp
1991	Sarah Sharp
1992	Mandy Cunningham
1993	Jill Estey
1994	Mandy Cunningham
1995	Kris Dupps
1996	Ashley Berggren
1997	Ashley Berggren
1998	Ashley Berggren
1999	Susan Blauser
2000	Tauja Catchings
2001	Allison Curtin
2002	Iveta Marcauskaite
2004	Cindy Dallas
2005	Angelina Williams
2006	Janelle Hughes
2007	Lori Bjork
2008	Jenna Smith
2009	Jenna Smith
2010	Jenna Smith
2011	Karisma Penn
2012	Adrienne GodBold
2013	Karisma Penn
2014	Ivory Crawford
2015	Ivory Crawford & Chatrice White

MOST IMPROVED

1990	Sonya Waters
1991	Kate Riley
1992	Lolita Platt
1993	Anita Clinton
1994	Tonya Booker & Anita Clinton
1995	Kelly Bond & Nicole Vasey
1997	Casey Leonhardt
2001	Dawn Vana
2002	Brenda Blackburn
2003	Karen Hagberg
2004	Brittany Daugherty
2005	Audrey Tabon
2006	Audrey Tabon
2007	Lacey Simpson
2008	Rebecca Harris
2009	Fabiola Josil
2010	Lydia McCully
2011	Lana Rukavina
2012	Alexis Burke
2013	Ivory Crawford & Amber Moore
2014	Jacqui Grant & Ashley McConnell
2015	Amarah Coleman

UIAA RALF WOODS

FREE THROW TROPHY

(sponsored by the Illinois Alumni Assoc. for best FT Pct. in Big Ten games)

1981	Lisa Robinson (88.8)
1982	Lisa Robinson (85.0)
1983	Kendra Gantt (83.8)
1984	Liz White (82.1)
1985	Jenny Johnson (81.4)
1986	Carrie Henderson (79.4)
1987	Dee Dee Deeken (78.0)
1988	Jenny Johnson (80.0)
1989	Dee Dee Deeken (84.3)
1990	Jill Estey (81.5)
1991	Vicki Klingler (83.9)
1992	Mandy Cunningham (83.5)
1993	Tonya Booker (80.6)
1994	Tonya Booker (86.2)
1995	Cindi Hanna (80.3)
1996	Ashley Berggren (81.4)
1997	Melissa Parker (86.0)
1998	Krista Reinking (74.6)
1999	Allison Curtin (82.6)
2000	Allison Curtin (82.1)
2001	Allison Curtin (77.1)
2002	Angelina Williams (78.0)
2003	Karen Hagberg (85.7)
2004	Tiffanie Guthrie (71.6)
2005	Angelina Williams (81.8)
2006	Lori Bjork (81.0)
2007	Lori Bjork (82.5)
2008	Lori Bjork (87.5)
2009	Jenna Smith (82.7)
2010	Jenna Smith (87.8)
2011	Lydia McCully (76.3)
2012	Amber Moore (82.6)
2013	Amber Moore (91.4)
2014	Jacqui Grant (71.0)
2015	Kyley Simmons (76.0)

FIGHTING ILLINI ASSIST AWARD

1985	Jenny Johnson (140)
1986	Jenny Johnson (134)
1987	Jenny Johnson (138)
1988	Jenny Johnson (95)
1989	Kristen Haynes (113)
1990	Jill Estey (97)
1991	Jill Estey (154)
1992	Jill Estey (149)
1993	Jill Estey (150)
1994	Tonya Booker (128)



Kyley Simmons was awarded the Ralf Woods Free Throw Trophy for the 2014-15 season.

DEFENSIVE PLAYER OF THE YEAR

1985	Jonelle Polk
1986	Angie McClellan
1987	Lisa Bradley
1988	Lisa Bradley
1989	Sarah Sharp
1990	Kristen Haynes
1992	Tonya Booker
1993	Jill Estey and Cindy Dilger
1994	Tonya Booker
1997	Tauja Catchings
2004	Aminata Yanni
2005	Jeré Issenman
2006	Maggie Acuna
2007	Chelsea Gordon
2008	Chelsea Gordon
2009	Lacey Simpson
2010	Lacey Simpson
2011	Adrienne GodBold // Karisma Penn
2012	Adrienne GodBold // Karisma Penn
2013	Adrienne GodBold
2014	Nia Oden
2015	Ivory Crawford

SIXTH PLAYER AWARD

1991	Vicki Klingler
1992	Lolita Platt
1993	Robbyn Preacely
1994	Ann Henderson
2008	Audrey Tabon
2009	Whitney Toone
2010	Adrienne GodBold
2011	Adrienne GodBold
2012	Adrienne GodBold

TEAM AWARD WINNERS

REBOUNDING AWARD

1991	Sonya Waters (173)
1992	Sonya Waters (141)
1993	Kris Dupps (222)
1994	Anita Clinton (214)
2003	Cindy Dallas (280)

TEAM LEADERSHIP AWARD

1997	Ann Henderson
1998	Nicole Vasey

ACADEMIC EXCELLENCE AWARD

1997	Aimee Smith
1998	Sara Vandertop
2005	Jeré Issenman
2006	Lori Bjork
2007	Lori Bjork

LILLIAN SPECK

COURTSIDERS AWARD

(for excelling in leadership, academics and ability)

1985	Jenny Johnson
1986	Jonelle Polk
1987	Jonelle Polk
1988	Lesley Hudgins
1989	Dee Dee Deeken
1990	Jill Estey
1991	Kate Riley
1992	Monica Cundiff
1993	Tonya Booker
1994	Kris Dupps
1995	Aimee Smith
1996	Nicole Vasey
1997	Krista Reinking
1998	Kelly Bond
1999	Melissa Parker
2000	Kylie Martin
2002	Karen Hagberg
2013	Eriel Davis & Cassie Dumoulin
2014	Kyley Simmons
2015	Alexis Smith

NEWCOMER OF THE YEAR

1997	Alicia Sheeler
------	----------------

MOST COURAGEOUS

2002	Cindy Dallas
2008	Lacey Simpson
2009	Lydia McCully
2010	Karisma Penn
2011	Amber Moore
2012	Kersten Magrum/Ivory Crawford

SPIRIT AWARD

2002	Holly Wilson
------	--------------



2014-15 season MVP Award winners, Chatrice White and Ivory Crawford

“ZONE BUSTER” AWARD

2003	Tiffanie Guthrie
	Jeré Issenmann
	Aminata Yanni

HUSTLE AWARD

2005	Tiffanie Guthrie
2006	Lori Bjork
2007	Lori Bjork

BEST ATTITUDE AWARD

2005	Danyel Crutcher
2006	Danyel Crutcher
2007	Megan Nyquist

MOST INSPIRATIONAL

2008	Lori Bjork
2009	Jenna Smith
2010	Amber Moore
2011	Kersten Magrum
2012	Centrese McGee

NIA ODEN COACHES AWARD

(Renamed for Nia Oden following the 2015 season)

2008	Stephanie Chelleen
2009	Lacey Simpson
2010	Kersten Magrum
2011	Centrese McGee
2012	Amber Moore
2015	Nia Oden

IRON WOMAN OF THE YEAR

2012	Lydia McCully
------	---------------