



MOUNTAINEER FOOTBALL

WVUSPORTS.COM

PO BOX 877 // MORGANTOWN, WV 26507-0877 // 304.293.2821 PHONE

ZACH FRAZIER



WEST VIRGINIA MOUNTAINEERS

2021 Record: 6-6, 4-5 Big 12
Head Coach: Neal Brown
Alma Mater:.....UMass ('02)
Record at WVU: 17-17 (3rd)
Overall Record: 52-33 (7th)



DATE: Tuesday, December 28, 2021
TIME: 10:15 p.m. (ET)

LOCATION: Phoenix, Arizona
STADIUM: Chase Field (39,056)

LIVE BROADCAST: ESPN

LIVE AUDIO:
Mountaineer Sports Network by Learfield

WVU Game Day Apps and WVUSports.com

TWITTER UPDATES: @wvufotball

LIVE STATS:
Statbroadcast.com



MINNESOTA GOLDEN GOPHERS

2021 Record:8-4, 6-3 Big Ten
Head Coach:P.J. Fleck
Alma Mater: No. Illinois ('04)
Record at UM:..... 34-23 (5th)
Overall Record 64-45 (9th)

NOTING THE MOUNTAINEERS

- The 2021 season marks West Virginia's 129th season of football. The Mountaineers are the 15th winningest program in college football
- The Guaranteed Rate Bowl is WVU's 39th bowl appearance in school history. The Mountaineers are one of 15 Power 5 teams who have reached a bowl game in 18 of the past 20 years.
- The Mountaineers are 16-22 all-time in bowl games and 1-1 in the Guaranteed Rate/Insight.com/Motel 6 Cactus Bowls
- Senior DL Dante Stills earned a spot on the All-Big 12 Conference First Team and sophomore OL Zach Frazier was on the second team.
- Frazier is WVU's 110th All-America selection, including 47th since 2002. He earned second-team honors (AFCA, Walter Camp)
- Freshman OL Wyatt Milum was named to The Athletic's Freshman All-America Team and On3's True Freshman All-America Team, marking the fifth straight year that WVU has had a player named to a freshman All-America team and 12th since 2005
- Redshirt senior safety Sean Mahone was one of 13 student-athletes nationally to be selected as a member of the National Football Foundation's Scholar-Athlete team
- The Mountaineer defense ranks No. 11 nationally in red zone defense (.733), No. 14 in first-down defense (208), No. 25 in third-down defense (.344), No. 31 in fewest penalties (5.25) and No. 35 in rushing defense (129.3)
- The WVU defense has registered 75 tackles for loss, averaging 6.3 tackles for loss per game. The defense is ranked No. 5 in the Big 12 and No. 32 nationally in the category
- The WVU offense is ranked No. 13 nationally in fourth-down conversions (.692), No. 15 in time of possession (32:08), No. 21 in red zone offense (.898) and No. 44 in passing offense (256.9)
- WVU is ranked No. 13 nationally in kickoff returns (26.04)
- Junior receiver Winston Wright Jr. is ranked No. 17 nationally in kickoff returns, averaging 27.4 yards per return. He scored a touchdown on a 90-yard return vs. LIU (9/11) and had a season-long, 98-yard return at Maryland (9/4).
- Redshirt senior quarterback Jarret Doege is ranked No. 24 nationally in completions per game (21.2), No. 33 in passing yards (2,908) and No. 30 in completion percentage (.658)

THE SERIES

All-Time Series	First Meeting
At Netral Site	First Meeting
In Morgantown	0-0
In Minneapolis	0-0
Brown vs. UM	First Meeting
Brown vs. Fleck	First Meeting
Fleck vs. WVU	First Meeting

- Senior defensive lineman Dante Stills is ranked No. 9 in the Big 12 in tackles for loss (1.08)
- Senior linebacker Josh Chandler-Semedo is No. 3 in the Big 12 and No. 30 in the nation in tackles (8.7), while redshirt senior safety Sean Mahone is No. 15 (6.4) in the conference. Chandler-Semedo is No. 3 in the Big 12 and No. 17 in the nation in solo tackles (5.3)
- Redshirt junior kicker Casey Legg is ranked No. 1 in the Big 12 and No. 15 nationally in field goals made per game (1.58). He also is No. 24 in field goal percentage (.826). Redshirt senior punter Tyler Sumpter is No. 2 in the Big 12 and No. 36 nationally in punting average (43.6)
- Mahone is expected to extend his school record to 55 games played in his career when he takes the field against Minnesota in the Guaranteed Rate Bowl
- The Mountaineers are 94-14 since 2002 when winning the turnover battle

2021 SCHEDULE & RESULTS

AT MARYLAND Sept. 4 L/30-24 ESPN	LIU Sept. 11 W/66-0 ESPN+	VIRGINIA TECH Sept. 18 W/27-21 FS1	AT OKLAHOMA Sept. 25 L/16-13 ABC	TEXAS TECH Oct. 2 L/23-20 ESPN2	AT BAYLOR Oct. 9 L/45-20 FS1	AT TCU Oct. 23 W/29-17 ESPNU	IOWA STATE Oct. 30 W/38-31 ESPN+	OSU Nov. 6 L/24-3 ESPN	AT KANSAS STATE Nov. 13 L/34-17 FS1	TEXAS Nov. 20 W/31-23 ESPN2	AT KANSAS Nov. 27 W/34-28 FS1	VS. MINNESOTA Dec. 28 10:15 p.m. ESPN

#TRUSTTHECLIMB



GAME COVERAGE

TV ESPN
 Dave Fleming (PBP), Rod Gilmore (analyst)
 Stormy Buonantony (reporter)

National Radio..... ESPN
 Sirius/XM/App:..... 80/80/80
 Beth Mowins (PBP), Kirk Morrison (analyst),
 Dawn Davenport (reporter)

WVU Radio..... Mountaineer Sports Network
 XM/App:..... 375/375
 Tony Caridi (PBP), Dwight Wallace (analyst),
 Jed Drenning (sideline)

Dan Zangrilli, Dale Wolfley (Pregame/Postgame Show)

Live Statistics..... Statbroadcast.com
 Twitter Updates..... @WVUFootball

NATIONAL RANKINGS

ASSOCIATED PRESS // WEEK 15 // DEC. 5, 2021

	School	Record	Points	Prev. Rank
1.	Alabama	12-1	1,535	4
2.	Michigan	12-1	1,480	2
3.	Georgia	12-1	1,408	1
4.	Cincinnati	13-0	1,404	3
5.	Notre Dame	11-1	1,280	6
6.	Baylor	11-2	1,228	9
7.	Ohio State	10-2	1,177	7
8.	Ole Miss	10-2	1,101	8
9.	Oklahoma State	11-2	1,060	5
10.	Utah	10-3	929	14
11.	Michigan State	10-2	895	11
12.	BYU	10-2	866	12
13.	Pitt	11-2	838	17
14.	Oklahoma	10-2	807	13
15.	Oregon	10-3	594	10
16.	Louisiana	12-1	490	20
17.	Iowa	10-3	446	15
18.	NC State	9-3	404	21
19.	Clemson	9-3	395	22
20.	Wake Forest	10-3	393	18
21.	Houston	11-2	358	16
22.	Arkansas	8-4	279	23
23.	Texas A&M	8-4	171	24
24.	UTSA	12-1	146	NR
25.	Kentucky	9-3	129	25

ARV: Utah State 109, Wisconsin 66, San Diego State 63, Minnesota 38, Purdue 36, Louisiana Tech 11, Appalachian State 9, Army 7, Penn State, Mississippi State 4, Northern Illinois.

AFCA COACHES POLL // WEEK 15 // DEC. 5, 2021

	School	Record	Points	Prev. Rank
1.	Alabama	12-1	1,540	2
2.	Michigan	12-1	1,474	3
3.	Georgia	12-1	1,420	1
4.	Cincinnati	13-0	1,392	4
5.	Notre Dame	11-1	1,266	6
6.	Baylor	11-1	1,204	9
7.	Ohio State	10-2	1,170	7
8.	Ole Miss	10-2	1,134	8
9.	Oklahoma State	11-2	1,036	5
10.	Michigan State	10-2	903	13
11.	Utah	10-3	893	17
12.	Pitt	11-2	886	15
13.	Oklahoma	10-2	853	11
14.	BYU	10-2	792	14
15.	Oregon	10-3	589	10
16.	Iowa	10-3	561	12
17.	Louisiana	12-1	444	21
18.	NC State	9-3	436	20
19.	Wake Forest	10-3	389	18
20.	Kentucky	9-3	327	22
21.	Houston	11-2	315	16
22.	Clemson	9-3	252	24
23.	Texas A&M	8-4	239	23
24.	Arkansas	8-4	185	25
25.	UTSA	12-1	146	NR

ARV: Wisconsin 105, Utah State 85, San Diego State 62, Minnesota 17, Air Force 15, Penn State 5, Fresno State 5, UCLA 3, Mississippi State 2, Coastal Carolina 2, Appalachian State 2, Purdue.



STATISTICAL COMPARISONS

West Virginia	WVU Opponents	Minnesota	Minnesota Opponents
26.8	24.3	26.1	18.3
262	208	244	187
128.2	129.3	193.8	100.2
256.9	220.1	166.4	184.7
385.1	349.4	360.3	284.8
26.0	21.9	17.1	17.4
3.4	6.5	9.1	2.9
8-13.0	11-6.5	7-14.1	8-5.4
22-7	12-4	8-3	16-8
63-541	54-443	55-562	57-550
38.3	38.4	41.0	42.1
19-23	18-22	16-24	11-14
32:08	27:52	35:10	24:50
71-173 (41%)	55-160 (34%)	72-158 (46%)	54-151 (36%)
18-26 (69%)	10-24 (42%)	8-13 (62%)	6-17 (35%)
25-162	33-264	21-146	20-148
44-49 (90%)	33-45 (73%)	40-45 (89%)	22-26 (85%)

THE 2021 ROSTER

- The 2021 roster currently consists of 98 players from 20 different states, Washington D.C. (1) and four foreign countries: Canada (3), Finland (1), Sweden (1) and The Netherlands (1).
- There are 19 states represented on this year's roster: West Virginia (21), Pennsylvania (14), Ohio (10), Florida (8), Georgia (6), Maryland (5), New Jersey (5), Alabama (4), North Carolina (3), Texas (3), Kentucky (2), Missouri (2), Virginia (2), California (1), Delaware (1), Illinois (1), Michigan (1), New York (1) and South Carolina (1).

ON GRASS

- Since 1980, West Virginia is 55-67 in games played on natural grass. The Mountaineers were 20-20 during the 2010 decade and are 41-40 since 2000.

IN BOWLS

- The 2021 Guaranteed Rate Bowl is WVU's 39th bowl appearance. West Virginia holds a 16-22 all-time record in bowl games, dating back to the 1922 East-West Game.
- West Virginia went to a school-record 11 straight bowl games (2002-12) until the streak was snapped in 2013. A streak of five straight bowl games was played from 2014-18 before that streak ended in 2019.
- This bowl game marks Neal Brown's second in his three-year tenure as the head coach at West Virginia.

MOUNTAINEER GRADUATES

- Eleven student-athletes who played on the 2021 football team graduated in December: Leddie Brown (RB), Vandarius Cowan (BAN), Bryce Ford-Wheaton (WR), James Gmitter (OL), Sam James (WR), Casey Legg (K), Evan Matthes (P), Jackie Matthews (DB), Mike O'Laughlin (TE), Sean Ryan (WR), Dante Stills (DL) and Scottie Young (S).
- There are 10 Mountaineers who already earned their bachelor's degrees before the 2021 season: Alonzo Addae (S), Taijh Alston (DL), Josh Chandler-Semedo (LB), Jarret Doege (QB), Isaiah Esdale (WR), Exree Loe (LB), Sean Mahone (S), Evan Staley (K), Deshawn Stevens (LB) and Tyler Sumpter (P).
- Mahone earned his master's of business administration in May 2021.

ACADEMIC ALL-BIG 12 HONORS

- West Virginia had a program-best 24 selections on one of the two Academic All-Big 12 teams for the 2021 season.
- Named to the first team were Austin Brinkman (LS), Jarret Doege (QB), Zach Frazier (OL), Garrett Greene (QB), Casey Legg (K), Sean Mahone (S), Graeson Malashevich (WR), Sean Martin (DL), Reese Smith (WR), Evan Staley (K) and Winston Wright Jr. (WR).
- Second-team selections were Leddie Brown (RB), Jordan Jefferson (DL), Nicktroy Fortune (CB), Ja'Quay Hubbard (OL), John Hughes (OL), Tony Mathis Jr. (RB), Akheem Mesidor (DL), Parker Moorer (OL), Mike O'Laughlin (TE), Daryl Porter Jr. (CB), Malachi Ruffin (CB), Taurus Simmons (DL) and Tyler Sumpter (P).



DARYL PORTER JR.

SAM JAMES

COACHING STAFF ASSIGNMENTS

- Here's a breakdown of the WVU coaching staff assignments for the 2021 season:
 - Matt Moore (AHC-OL/Field)
 - Gerad Parker (OC-WR/Press Box)
 - Chad Scott (Co-OC-RB/Field)
 - Jordan Lesley (DC-OLB/Field)
 - ShaDon Brown (Co-DC-DBs/Field)
 - Jeff Koonz (ST Coordinator-ILB/Field)
 - Andrew Jackson (DL/Field)
 - Sean Reagan (QB/Press Box)
 - Travis Trickett (TE-IR/Field)
 - Dontae Wright (S/Press Box)

30 IS ENOUGH

- Since 1980, West Virginia is 206-22-1 when scoring 30 or more points in a game. During the 1990s, West Virginia was 43-4 when scoring 30 or more points in a contest and were 40-2-1 in the '80s when reaching that mark. WVU is 125-18 since 2000 when scoring 30 points or more in a contest.

SCORING 40 OR MORE POINTS

- Since 2000, the Mountaineers are 65-6 when hitting the 40-point plateau, and WVU is 195-6 all-time when scoring at least 40 or more points in a game.

BROWN'S BOWL HISTORY

- The 2021 Guaranteed Rate Bowl marks the fifth bowl game in which Neal Brown has coached in as a head coach.
- However, it is the 10th bowl game in which he has coached as an assistant or head coach, including the second at West Virginia, three as the head coach at Troy, two as the assistant coach at Texas Tech and three as an assistant at Troy.

Year	School	Bowl Game/Opponent/Result
2021	West Virginia	Guaranteed Rate/Minnesota
2020	West Virginia	AutoZone Liberty/Army/W
2018	Troy	Dollar General/Buffalo/W
2017	Troy	New Orleans/North Texas/W
2016	Troy	Dollar General/Ohio/W
2012	Texas Tech	Meineke Car Care/Minnesota/W
2010	Texas Tech	TicketCity/Northwestern/W
2009	Troy	GMAC/Central Michigan/L
2008	Troy	New Orleans/Southern Miss/L
2006	Troy	New Orleans/Rice/W

HISTORY IN THE DESERT

- The 2021 Guaranteed Rate Bowl marks the fifth time that West Virginia has played a bowl game in the state of Arizona. WVU holds a 2-2 mark in games played in the desert.
- The first appearance took place in 1988 when the Mountaineers played Notre Dame in the Fiesta Bowl for the national championship (L 34-21).
- The Mountaineers were edged, 34-31, by Missouri in the 1998 Insight.com Bowl in Tucson. The Insight.com Bowl eventually became the Cactus Bowl and now is the Guaranteed Rate Bowl.
- WVU defeated Oklahoma, 48-28, in the 2007 Fiesta Bowl and Arizona State, 43-42, in the 2016 Motel 6 Cactus Bowl.

OVERTIME GAMES

- The 27-21, double-overtime win over Baylor in 2020 marked the 15th overtime game in West Virginia history. The Mountaineers own a 7-8 record in overtime games.
- West Virginia played its first overtime game against Pitt in 1997, dropping a three-overtime thriller, 41-38.

Overtime Games

Oct. 3, 2020	WVU 27, Baylor 21, 2OT
Oct. 10, 2015	Oklahoma State 33, WVU 26, OT
Nov. 30, 2013	Iowa State 52, WVU 44, 3OT
Nov. 9, 2013	Texas 47, WVU 40, OT
Nov. 2, 2013	WVU 30, TCU 27, OT
Nov. 3, 2012	TCU 39, WVU 38, 2OT
Oct. 29, 2010	UConn 16, WVU 13, OT
Sept. 10, 2010	WVU 24, Marshall 21, OT
Nov. 8, 2008	Cincinnati 26, WVU 23, OT
Sept. 18, 2008	Colorado 17, WVU 14, OT
Dec. 2, 2006	WVU 41, Rutgers 39, 3OT
Oct. 15, 2005	WVU 46, Louisville 44, 3OT
Sept. 18, 2004	WVU 19, Maryland 16, OT
Nov. 11, 2000	WVU 31, Rutgers 24, 2OT
Nov. 28, 1997	Pitt 41, WVU 38, 3OT

18 OF THE LAST 20 YEARS

- Dating back to the 2002 Continental Tire Bowl, played in Charlotte, North Carolina, West Virginia has made 18 bowl appearances in the last 20 years, missing only the 2013 and 2019 seasons.
- The Mountaineers are one of 15 Power 5 schools to accomplish that feat: Georgia (20), Oklahoma (20), Wisconsin (20), Clemson (19), Florida (19), LSU (19), Ohio State (19), Oklahoma State (19), Virginia Tech (19), Alabama (18), Auburn (18), Florida State (18), Iowa (18), Oregon (18) and West Virginia (18).

AVERAGE PER DOWN

- Here's a breakdown of how the 2021 West Virginia offense is operating on first, second, third and fourth down:
- On first down, the Mountaineers have run 337 plays and have gained 1,850 yards for a 5.5 average. On second down, the Mountaineers have run 250 plays for 1,358 yards and a 5.4 average. On third down, the Mountaineers have run 159 plays for 850 yards and a 5.3 average gain. West Virginia has run 23 plays on fourth down for 127 yards and a 5.5 average.
- WVU's touchdowns have come 13 times on first down (8 rush/5 pass), nine times on second down (4 rush/5 pass), nine times on third down (5 rush/4 pass) and two touchdowns on fourth down (0 rush/2 pass).

OFFENSIVE ANALYSIS

- Breaking down the West Virginia offensive numbers for the 2021 season shows that the Mountaineers have run 769 plays, 375 on the ground and 394 through the air.
- The rushing game has totaled 1,277 yards, an average of 3.4 yards per carry and 17 touchdowns. The passing attack has totaled 2,908 yards, 16 touchdowns and an average of 11.4 yards per completion.
- Combine the two and the Mountaineers have turned in 4,185 yards of total offense, 33 touchdowns, an average of 5.4 yards per play and an average of 26.2 points per game.
- Deeper analysis shows that the Mountaineer offense has gained 87 first downs by the run and 134 via the pass. On average, West Virginia has totaled 116.1 yards per game on the ground, 264.4 yards per game passing and 380.5 yards per game of total offense.

ON NETWORK TELEVISION

- The ESPN telecast of the Minnesota game marks the 297th network television game for WVU.
- All-time, the Mountaineers are 155-140-1 in nationally televised games.

ON TURF

- Since 1980, West Virginia is 259-121-4 in games played on artificial turf surfaces.
- WVU was 57-29 on turf in the 1990s, 66-21 on turf in the 2000s, 62-40 during the 2010s and 10-8 during the 2020's on turf

NFF SCHOLAR-ATHLETE TEAM

- Sean Mahone earned a place on the prestigious National Football Foundation Scholar-Athlete Team and was a finalist for the William Campbell Trophy, the academic Heisman.
- Mahone is the seventh WVU football player named to the scholar-athlete team and first since Reed Williams in 2009.



2021 WEST VIRGINIA TEAM HONORS

Taijh Alston

Mayo Clinic Comeback POTY Semifinalist

Eli Archer

WVU Defensive Scout Champion: Virginia Tech

WVU Special Teams Scout Champion: Kansas

Jared Bartlett

WVU Defensive Champion: Virginia Tech

Austin Brinkman

Academic All-Big 12 First Team

WVU Special Teams Champion: Texas

Leddie Brown

Academic All-Big 12 Second Team

All-Big 12 Conference Fourth Team (Phil Steele)

WVU Offensive Champion: VT, TCU, Texas

Josh Chandler-Semedo

All-Big 12 Conference Third Team (Phil Steele)

All-Big 12 Conference Honorable-Mention (PFF College)

WVU Defensive Champion: Iowa State, Kansas

CJ Cole

WVU Offensive Scout Champion: Kansas

WVU Special Teams Scout Champion: LIU

Caleb Coleman

WVU Special Teams Scout Champion: TCU

Jarret Doege

Academic All-Big 12 First Team

WVU Offensive Champion: Iowa State

Brayden Dudley

WVU Defensive Scout Champion: Iowa State

WVU Special Teams Scout Champion: Va. Tech

Bryce Ford-Wheaton

All-Big 12 Conference Fourth Team (Phil Steele)

Nicktroy Fortune

Academic All-Big 12 Second Team

Zach Frazier

All-America Second Team (AFCA, Walter Camp)

Academic All-Big 12 First Team

All-Big 12 Conference Second Team (PFF College)

All-Big 12 Conference Fourth Team (Phil Steele)

WVU Offensive Lineman of the Game: LIU, VT, TCU, Kansas

Garrett Greene

Academic All-Big 12 First Team

Ja'Quay Hubbard

Academic All-Big 12 Second Team

Sam James

WVU Offensive Champion: LIU

WVU Special Teams Champion: Iowa State

John Hughes

Academic All-Big 12 Second Team

Jordan Jefferson

Academic All-Big 12 Second Team

All-Big 12 Conference Third Team (PFF College)

Casey Legg

Lou Groza Award Semifinalist

Academic All-Big 12 First Team

All-Big 12 Conference Honorable Mention (PFF College)

WVU Special Teams Champion: VT, TCU

Sean Mahone

NFF Scholar-Athlete Team

CoSIDA Academic All-District

Academic All-Big 12 First Team

All-Big 12 Conference Third Team (Phil Steele)

WVU Defensive Champion: Texas

Graeson Malashevich

Academic All-Big 12 First Team

Sean Martin

Academic All-Big 12 First Team

Tony Mathis Jr.

Academic All-Big 12 Second Team

WVU Offensive Champion: Kansas

Jackie Matthews

WVU Defensive Champion: LIU

Akheem Mesidor

Academic All-Big 12 Second Team

All-Big 12 Conference Third Team (Phil Steele)

Wyatt Milum

The Athletic Freshman All-America Team

On3 True Freshman All-America Team

WVU Offensive Lineman of the Game: Iowa State

Quamaezius Mosby

WVU Defensive Scout Champion: TCU, Texas

Doug Nester

All-Big 12 Conference Second Team (PFF College)

Mike O'Laughlin

Academic All-Big 12 Second Team

Daryl Porter Jr.

Academic All-Big 12 Second Team

Tomas Rimac

WVU Offensive Scout Champion: VT, Texas

Markquan Rucker

WVU Offensive Scout Champion: LIU, TCU

Malachi Ruffin

Academic All-Big 12 Second Team

Will Schoonover

WVU Defensive Scout Champion: LIU

Taurus Simmons

Academic All-Big 12 Second Team

WVU Special Teams Champion: Kansas

Reese Smith

Academic All-Big 12 First Team

Evan Staley

Academic All-Big 12 First Team

WVU Special Teams Champion: Virginia Tech

Dante Stills

All-Big 12 Conference First Team (Coaches, AP, Phil Steele)

Avery Wilcox

WVU Defensive Scout Champion: Kansas

Andrew Wilson-Lamp

WVU Special Teams Champion: Texas

Charles Woods

All-Big 12 Honorable Mention (PFF College)

WVU Defensive Champion: TCU

Victor Wikstrom

WVU Offensive Scout Champion: Iowa State

Winston Wright Jr.

Academic All-Big 12 First Team

All-Big 12 Conference First Team (KOR) (PFF College)

All-Big 12 Conference Second Team (WR) (PFF College, Phil Steele)

WVU Special Teams Champion: LIU

Brandon Yates

WVU Offensive Lineman of the Game: Texas

COMPARING THE TWO NATIONALLY

	WVU	UMN
Scoring Offense	78 (26.8)	84 (26.1)
Rushing Offense	97 (128.2)	31 (193.8)
Scoring Defense	50 (24.3)	9 (18.2)
Rushing Defense	36 (129.3)	9 (100.2)
Passing Offense	44 (256.9)	115 (166.4)
Total Offense	76 (385.1)	98 (360.2)
Passes Had Intercepted	77 (11)	32 (8)
Pass Defense	56 (220.1)	10 (184.7)
Total Defense	32 (339.4)	4 (284.8)
Kickoff Returns	13 (26.04)	109 (17.06)
Punt Returns	125 (3.39)	53 (9.07)
Net Punting	76 (38.50)	41 (40.61)
Passing Efficiency	67 (137.42)	62 (138.00)
Turnover Margin	103 (-0.50)	41 (0.33)
Interceptions	87 (8)	98 (7)
Pass Eff. Defense	83 (138.01)	26 (120.90)
First Downs	56 (262)	81 (244)
First Down Defense	15 (208)	3 (187)
Third Down Conv.	57 (41.0)	17 (45.6)
Opponent Third Down	25 (34.4)	36 (35.8)
Fourth Down Conv.	13 (69.2)	33 (61.5)
Opponent Fourth Down	32 (41.7)	9 (35.3)
Sacks By	72 (2.08)	94 (1.75)
Sacks Against	100 (2.75)	34 (1.67)
Tackles for Loss	30 (6.6)	120 (3.9)
Tackles for Loss Allowed	86 (6.08)	21 (4.33)
Penalties	31 (63)	12 (55)
Possession Time	17 (32:08)	4 (35:10)
Punt Return Defense	49 (6.45)	11 (2.88)
Kickoff Return Defense	78 (21.88)	17 (17.44)
Turnovers Gained	109 (12)	74 (15)
Fumbles Gained	104 (4)	33 (8)
Red Zone Offense	22 (89.8%)	27 (88.9%)
Red Zone Defense	11 (73.3%)	79 (84.6%)

WVU VS. 2021 SLATE

- West Virginia owns a 111-95-3 record against its 2021 opponents. The Mountaineers have winning records over Baylor, Iowa State, Kansas, LIU, Maryland, TCU, Texas, Texas Tech and Virginia Tech. The series with Kansas State is tied.

2021 Opponent	Series Record
Baylor.....	6-4
Iowa State.....	6-4
Kansas.....	10-1
Kansas State.....	6-6
LIU.....	1-0
Maryland.....	28-23-2
Minnesota.....	First Meeting
Oklahoma.....	2-11
Oklahoma State.....	4-9
TCU.....	7-4
Texas.....	6-5
Texas Tech.....	6-5
Virginia Tech.....	29-24-1

WVU'S RECORD WHEN WEARING ... (SINCE 2001)

- Blue Jersey - Gold Pants: 32-13
- Blue Jersey - White Pants: 10-7
- Blue Jersey - Blue Pants: 30-11
- White Jersey - Gold Pants: 16-13
- White Jersey - White Pants: 23-21
- White Jersey - Blue Pants: 20-13
- White Jersey - Gray Pants: 0-1
- Gold Jersey - Blue Pants: 14-3
- Gold Jersey - Gold Pants: 7-3
- Gold Jersey - White Pants: 4-1
- Gold Jersey - Gray Pants: 0-1
- Gray Jersey - Gray Pants: 2-1



OVER THE LAST SEVEN YEARS

- Over the last seven years, West Virginia's defense is No. 16 nationally in interceptions (90) among FBS schools and is No. 9 among Power Five schools.
- In 2015, the Mountaineer defense finished with 23 interceptions, ranking No. 2 nationally. WVU also was No. 5 nationally in turnovers gained (31).
- WVU finished with 11 interceptions in 2016, 14 in 2017, 10 in 2018, eight in 2019, 11 in 2020 and has eight in 2021.

TAKEAWAYS

- Over the last seven years, West Virginia has produced 138 takeaways, tied for No. 40 nationally and tied for No. 22 among Power Five schools.
- Alabama has the most during the six-year period with 171. Clemson is second with 168, while Iowa is third with 166 each.

AGAINST THE BIG 12

- West Virginia is 53-48 all-time against current members of the Big 12 Conference. WVU is 6-4 vs. Baylor; 6-4 against Iowa State; 10-1 against Kansas; 6-6 vs. Kansas State; 2-10 vs. Oklahoma; 4-9 vs. Oklahoma State; 6-5 vs. Texas; 7-4 vs. TCU and 6-5 vs. Texas Tech.

2021 Big 12 Standings

	Big 12	Pct.	Overall	Pct.
Oklahoma State	8-1	.889	11-2	.846
Baylor	7-2	.778	11-2	.846
Oklahoma	7-2	.778	10-2	.833
Iowa State	5-4	.556	7-5	.583
Kansas State	4-5	.444	7-5	.583
West Virginia	4-5	.444	6-6	.500
Texas Tech	3-6	.333	6-6	.500
TCU	3-6	.333	5-7	.417
Texas	3-6	.333	5-7	.417
Kansas	1-8	.111	2-10	.167

NCAA ALL-TIME VICTORY LEADERS

Team	Years	Games	Record	Pct.
1. Michigan	141	1,362	975-351-36	.728
2. Ohio State	131	1,322	940-329-53	.731
Alabama	126	1,315	940-332-43	.731
4. Notre Dame	131	1,299	928-329-42	.730
5. Oklahoma	126	1,310	927-330-53	.728
Texas	128	1,345	927-385-33	.701
7. Nebraska	131	1,355	908-407-40	.685
Penn State	134	1,352	908-403-41	.687
9. USC	127	1,269	857-358-54	.696
10. Tennessee	124	1,315	856-406-53	.671
11. Georgia	127	1,332	850-428-54	.658
12. LSU	127	1,295	822-426-47	.652
13. Auburn	128	1,290	787-456-47	.629
14. Clemson	125	1,286	777-464-45	.621
15. West Virginia	128	1,325	767-513-45	.595
16. Texas A&M	126	1,305	766-490-48	.605
17. Virginia Tech	127	1,297	761-490-46	.604
18. Washington	131	1,262	749-464-50	.614
Pitt	132	1,337	749-546-42	.575
20. Florida	114	1,216	746-430-40	.630

CHARTING WEST VIRGINIA'S PLAYERS OF THE WEEK

Game	O-Champ	D-Champ	ST-Champ	O-Scout	D-Scout	ST-Scout
Maryland	None	None	None	None	None	None
LIU	S. James	J. Matthews	W. Wright Jr.	M. Rucker	W. Schoonover	C.J. Cole
Virginia Tech	L. Brown	J. Bartlett	C. Legg, E. Staley	T. Rimac	E. Archer	B. Dudley
Oklahoma	None	None	None	None	None	None
Texas Tech	None	None	None	None	None	None
Baylor	None	None	None	None	None	None
TCU	L. Brown	C. Woods	C. Legg	M. Rucker	Q. Mosby	C. Coleman
Iowa State	J. Doege	J. Chandler-Semedo	S. James	V. Wikstrom	B. Dudley	P. Fox
Oklahoma State	None	None	None	None	None	None
Kansas State	None	None	None	None	None	None
Texas	L. Brown	S. Mahone	A. Brinkman	T. Rimac	Q. Mosby	A. Wilson-Lamp
Kansas	T. Mathis Jr.	J. Chandler-Semedo	T. Simmons	C.J. Cole	A. Wilcox	E. Archer

ROAD, HOME AND TOTAL WINS

Most Total Wins Over The Last 19 Years (2003-21)

Rk.	School	Wins
1.	Ohio State	208
	Alabama	208
3.	Oklahoma	202
4.	Boise State	201
5.	Clemson	191
6.	Georgia	189
7.	LSU	187
8.	Wisconsin	178
9.	Oregon	173
10.	TCU	167
	Florida	167
12.	Virginia Tech	165
	Oklahoma State	165
	Utah	165
15.	USC	164
16.	Auburn	162
	Texas	162
18.	Florida State	161
19.	Notre Dame	159
20.	Cincinnati	157
21.	Penn State	156
	BYU	156
	Iowa	156
24.	West Virginia	154
25.	Michigan	153

Best Winning Percentage Away From Home (Road or Neutral) Over The Last 19 Years (2003-21)

Rk.	School	W-L	Winning %
1.	Ohio State	85-23	.787
2.	Alabama	93-30	.756
3.	Boise State	94-31	.752
4.	Oklahoma	86-30	.741
5.	Georgia	89-42	.679
6.	LSU	75-39	.658
7.	USC	71-38	.651
8.	TCU	74-42	.638
9.	Clemson	79-45	.637
10.	Texas	71-42	.628
11.	Utah	72-45	.615
12.	Notre Dame	69-45	.605
13.	Oklahoma State	70-46	.603
14.	Oregon	68-45	.602
15.	Florida State	71-49	.592
16.	Virginia Tech	69-48	.590
17.	Florida	71-50	.587
18.	Wisconsin	67-48	.583
19.	BYU	69-55	.556
20.	Stanford	65-53	.551
21.	Iowa	61-51	.545
22.	Louisville	64-54	.542
23.	Cincinnati	66-56	.541
24.	Michigan State	60-52	.536
	West Virginia	60-52	.536
25.	Navy	73-65	.529

Best Home Winning Percentage Over The Last 18 Years (2003-21)

Rk.	School	W-L	Winning %
1.	Boise State	107-12	.899
2.	Ohio State	123-14	.898
3.	Clemson	112-16	.875
4.	Alabama	115-18	.865
5.	Oklahoma	116-19	.859
6.	LSU	112-19	.855
7.	Wisconsin	111-19	.854
8.	Georgia	100-18	.847
9.	Oregon	106-22	.828
10.	USC	93-22	.809
11.	Florida	96-26	.787
12.	Cincinnati	92-25	.786
13.	Utah	93-26	.782
14.	Auburn	106-31	.774
15.	Michigan	100-30	.769
16.	TCU	93-30	.756
17.	Oklahoma State	95-31	.754
	Penn State	101-33	.754
19.	Iowa	95-32	.748
20.	West Virginia	94-32	.746
22.	BYU	87-30	.744
23.	Northern Ill.	77-27	.740
24.	Miami (FL)	87-32	.731
25.	Houston	84-31	.730



BRYCE FORD-WHEATON

WINSTON WRIGHT JR.

WEST VIRGINIA OFFENSE

- In 2021, WVU's offensive roster includes eight true freshmen, 12 redshirt freshmen, one sophomore, 10 redshirt sophomores, three juniors, seven redshirt juniors, one senior and two redshirt seniors
- WVU's total offensive personnel for 2021 includes four quarterbacks, five tight ends/fullbacks, six running backs, 11 wide receivers, and 18 offensive linemen
- WVU had 841 total offensive snaps in 2021. Nine players saw action on 500 or more plays; seven players were used on 600 or more plays; four players saw action on 700 or more plays and three players (Zach Frazier, James Gmitter and Brandon Yates) were used on 800 or more snaps
- WVU has produced six 1,000-yard rushers since joining the Big 12 Conference in 2012, including Leddie Brown, who posted a 1,010-yard season in 2020 and has 1,065 yards this year
- Brown is the first Mountaineer with back-to-back 1,000-yard rushing seasons since Justin Crawford in 2016-17
- West Virginia has scored points on its first offensive possession in eight of 12 games
- Additionally, WVU is averaging 26.6 points per game when scoring on its first offensive possession this year
- The Mountaineers' passing offense is averaging 256.9 yards per game this season, which ranks No. 4 in the Big 12 and No. 44 nationally
- WVU has thrown for 250 or more yards in a game eight times in 2021, including six of the last eight
- The Mountaineers have thrown for 250 or more yards in a game 15 times, including 300 or more yards eight times, over the last three seasons
- Since 2012, the Mountaineers have thrown for 300 or more yards 49 times, 350 or more 29 times, 400 or more 10 times and 500 or more four times
- West Virginia is 34-15 when passing for 300 or more yards since 2012 and is averaging 39.5 points per game when reaching the mark
- WVU has completed at least 20 pass attempts in nine of its 12 games
- The Mountaineers have completed at least 60% of their pass attempts in 11 games
- During the Neal Brown era, the Mountaineer offense has gained 500 or more yards in a game four times, including once this season (542 vs. LIU)
- WVU also has tallied at least 400 yards of total offense six times this season and 13 times during the Brown era
- West Virginia is 6-0 this season when rushing for at least 100 yards in a game and is averaging 191.3 yards on the ground in those contests
- The Mountaineers are 13-0 in the Brown era when rushing for at least 100 yards, including 2-0 in 2019 and 5-0 in 2020
- Since 2019, WVU is averaging 197.4 rushing yards per game when it tallies at least 100 yards on the ground
- Additionally, West Virginia has rushed for 150 or more yards in 11 games since 2019, including 200 or more four times
- West Virginia's offense has produced a pair of 100-yard receivers in two games this season, (Texas Tech: Isaiah Esdale, Winston Wright Jr.; and Iowa State: Bryce Ford-Wheaton, Wright Jr.), the most since 2018 when WVU saw two 100-yard receivers in the same game three times
- Receiver Bryce Ford-Wheaton's 64 yards after the catch against TCU (10/23) were the most by a Mountaineer in a game this season
- WVU's offense has produced 20 plays of 30 or more yards this season (16 catches, four rushes), including 10 plays of 40 or more yards and four plays of 50 or more yards
- In 2021, West Virginia is averaging 21.8 first downs per game, including 8.4 rushing first downs, 11.8 passing first downs and 1.7 first downs that have come following a penalty
- West Virginia has possessed the ball for an average of 32:08 this season, good for No. 1 in the Big 12 and No. 17 nationally
- The Mountaineers have held the ball for at least 33 minutes in six games this season
- WVU has converted at least three red zone attempts in 18 of its last 22 games, including nine of 12 games this season

COMPARING IN THE CONFERENCE

	WVU Big 12	UMN Big Ten
Scoring Offense	8 (26.8)	8 (26.1)
Rushing Offense	10 (128.2)	3 (193.8)
Scoring Defense	5 (24.3)	4 (18.2)
Rushing Defense	6 (129.3)	2 (100.2)
Passing Offense	4 (256.9)	12 (166.4)
Total Offense	8 (385.1)	9 (360.2)
Passes Had Intercepted	8 (11)	4 (8)
Pass Defense	3 (220.1)	2 (184.7)
Total Defense	5 (339.4)	2 (284.8)
Kickoff Returns	4 (26.04)	10 (17.06)
Punt Returns	10 (3.39)	6 (9.07)
Net Punting	8 (38.50)	8 (40.61)
Passing Efficiency	8 (137.42)	7 (138.00)
Turnover Margin	9 (-0.50)	7 (0.33)
Interceptions	7 (8)	10 (7)
Pass Eff. Defense	6 (138.01)	5 (120.90)
First Downs	5 (262)	9 (244)
First Down Defense	3 (208)	2 (187)
Third Down Conv.	8 (41.0)	2 (45.6)
Opponent Third Down	2 (34.4)	5 (35.8)
Fourth Down Conv.	2 (69.2)	2 (61.5)
Opponent Fourth Down	3 (41.7)	3 (35.3)
Sacks By	6 (2.08)	10 (1.75)
Sacks Against	9 (2.75)	6 (1.67)
Tackles for Loss	4 (6.6)	13 (3.9)
Tackles for Loss Allowed	10 (6.08)	4 (4.33)
Penalties	4 (63)	3 (55)
Possession Time	1 (32:08)	1 (35:10)
Punt Return Defense	5 (6.45)	2 (2.88)
Kickoff Return Defense	6 (21.88)	6 (17.44)
Turnovers Gained	8 (12)	11 (15)
Fumbles Gained	8 (4)	5 (8)
Red Zone Offense	1 (89.8%)	3 (88.9%)

FIRST-TIME STARTERS

- Thirteen Mountaineers have earned their first career start during the 2021 season: Tajih Alston (DL), T.J. Banks (TE), Lanell Carr (BAN), Lance Dixon (LB), Charles Finley (TE), Saint McLeod (S), Wyatt Milum (OL), Parker Moorner (OL), Doug Nester (OL), Kaden Prather (WR), Daryl Porter Jr. (CB), Edward Vesterinen (DL) and Charles Woods (CB).

TRUE AND REDSHIRT FRESHMEN

- Sixteen true freshmen have played for the Mountaineers in 2021: Caden Biser (LB), Aubrey Burks (S), Will Crowder (QB), Treytan Davis (TE), Brayden Dudley (DL), Justin Johnson Jr. (RB), Davis Mallinger (S), Saint McLeod (S), Wyatt Milum (OL), Kaden Prather (WR), Cam Rice (DL), Tomas Rimac (OL), Hammond Russell IV (DL), Edward Vesterinen (DL), Victor Wikstrom (TE) and Andrew Wilson-Lamp (CB).
- Twenty redshirt freshmen have played for WVU in 2021: Derek Ambrosino (BAN), Austin Brinkman (LS), Sam Brown (WR), Lanell Carr (DL), C.J. Cole (WR), Caleb Coleman (S), Charles Finley (TE), Preston Fox (WR), Garrett Greene (QB), Sean Martin (DL), Chris Mayo (OL), Daryl Porter Jr. (CB), Markquan Rucker (RB), Shawn See (OL), Taurus Simmons (DL), Reese Smith (WR), A'Varis Sparrow (RB), Devell Washington (LB), Eddie Watkins Jr. (BAN) and Jordan White (OL).



JARRET DOEGE

TONY MATTHES JR.

FIRST-TIME PLAYERS

- There are 35 Mountaineers who have seen their first WVU action during the 2021 season: Derek Ambrosino (BAN), Leighton Bechdel (P), Caden Biser (LB), Austin Brinkman (LS), Aubrey Burks (S), C.J. Cole (WR), Caleb Coleman (S), Will Crowder (QB), Treytan Davis (TE), Lance Dixon (LB), Noah Drummond (OL), Brayden Dudley (DL), Preston Fox (WR), J.P. Hadley (LS), Ja'Quay Hubbard (OL), Justin Johnson Jr. (RB), Davis Mallinger (S), Chris Mayo (OL), Saint McLeod (S), Darel Middleton (DL), Wyatt Milum (OL), Doug Nester (OL), Kaden Prather (WR), Cam Rice (DL), Tomas Rimac (OL), Markquan Rucker (RB), Hammond Russell IV (DL), Wil Schoonover (LB), Shawn See (OL), Deshawn Stevens (LB), Edward Vesterinen (DL), Eddie Watkins Jr. (BAN), Victor Wikstrom (TE), Andrew Wilson-Lamp (CB) and Charles Woods (S).

FOR STARTERS

- In 2021, the Mountaineers have 38 players with at least one game of starting experience.
- Tops on that list are Sean Mahone (34), Josh Chandler-Semedo (30), Leddie Brown (25), Jarret Doege (25) and Dante Stills (25).

WEST VIRGINIA OFFENSE

- Sophomore Zach Frazier leads the WVU offensive line with 60 knockdowns blocks this season
- WVU had seven players finish with three or more knockdowns a combined 33 times; six players finished with four or more knockdowns a combined 23 times; five players finished with five or more knockdowns a combined 12 times
- The Mountaineer offense has produced a player with at least three touchdowns in a game 19 times since 2010, including Leddie Brown, who is one of only three Mountaineers to accomplish the feat three times during that span
- Since WVU joined the Big 12 in 2012, four Mountaineers (Tavon Austin, Stedman Bailey, Leddie Brown, David Sills V) have tallied multiple three-touchdown games in their careers
- Leddie Brown is the first Mountaineer running back to tally at least two rushing touchdowns and one receiving touchdown in multiple career games since Steve Slaton (2005-07), who accomplished the feat four times during his WVU career

CHARTING WEST VIRGINIA'S PLAYERS OF THE WEEK

Game	O-Lineman	Juice Award
Maryland	None	None
LIU	Z. Frazier	J.P. Hadley, E. Matthes J. Oxley, D. Washington
Virginia Tech	Z. Frazier	C.J. Cole
Oklahoma	None	None
Texas Tech	None	None
Baylor	None	None
TCU	Z. Frazier	W. Crowder
Iowa State	W. Milum	W. Schoonover
Oklahoma State	None	None
Kansas State	None	None
Texas	B. Yates	D. Ambrosino
Kansas	Z. Frazier	W. Crowder

Scoring 20 or more in a quarter

- West Virginia scored 21 points in the first and third quarters against LIU on Sept. 11, 2021, marking the first time the Mountaineers have scored 20 or more in two quarters of a game since 2017
- WVU scored 20 or more points in two quarters against East Carolina and Delaware State in 2017, the first time that WVU had scored 20 or more points in two quarters in back-to-back games since 2000, and WVU added a third consecutive game with 20 or more points in two quarters at Kansas the following weekend
- WVU has scored 20 or more points in a quarter 71 times since 2000 and has done it in two quarters of a game 12 different times

Game	Year	Points	Quarter
LIU	2021	21	3rd
LIU	2021	21	1st
Kansas State	2020	21	2nd
Eastern Kentucky	2020	28	2nd
Oklahoma	2018	21	3rd
TCU	2018	24	2nd
Baylor	2018	31	2nd
Texas Tech	2018	28	1st
Youngstown State	2018	21	3rd
Tennessee	2018	20	3rd
Kansas State	2017	21	2nd
Baylor	2017	21	3rd
Texas Tech	2017	22	4th
Kansas	2017	21	4th
Kansas	2017	28	2nd
Delaware State	2017	21	2nd
Delaware State	2017	24	1st
East Carolina	2017	28	2nd
East Carolina	2017	21	1st
Kansas	2016	21	2nd
Texas Tech	2016	21	4th
Kansas	2015	28	1st
Maryland	2015	21	1st
Texas A&M	2014	20	1st
Iowa State	2014	20	2nd
Towson	2014	21	2nd
Baylor	2013	21	4th
Georgia State	2013	21	4th
Kansas	2012	21	2nd
TCU	2012	21	2nd
Baylor	2012	21	3rd
Baylor	2012	21	2nd
James Madison	2012	21	1st
Marshall	2012	21	3rd
Marshall	2012	21	2nd
vs. Clemson	2011	35	2nd
Connecticut	2011	23	3rd
Bowling Green	2011	21	2nd
Norfolk State	2011	28	3rd
UNLV	2010	21	1st
Auburn	2009	21	1st
North Carolina	2008	21	1st
Louisville	2008	21	3rd
UConn	2008	21	3rd
UConn	2007	21	4th
UConn	2007	21	3rd
Miss. State	2007	28	1st
at Marshall	2007	21	3rd
at Marshall	2007	21	4th
W. Michigan	2007	21	3rd
vs. Ga. Tech	2006	21	3rd
Cincinnati	2006	21	2nd
Cincinnati	2006	21	3rd
Syracuse	2006	21	3rd
at Miss. State	2006	21	4th
Maryland	2006	21	1st
vs. Georgia	2005	21	1st
Pitt	2005	21	4th
UConn	2005	21	2nd
at Maryland	2005	24	4th
James Madison	2004	21	2nd
East Carolina	2004	28	2nd
Temple	2003	21	1st
at East Carolina	2003	20	2nd
at East Carolina	2003	21	3rd
at Temple	2002	21	1st
UT-Chattanooga	2002	21	2nd
UT-Chattanooga	2002	21	4th
Rutgers	2001	28	1st



SEAN RYAN

JOSH CHANDLER-SEMEDO

West Virginia Bests

Rushing Yards.....	569 vs. Washington & Lee	1923
Passing Yards.....	656 vs. Baylor	2012
Total Yards.....	807 vs. Baylor	2012
Total First Downs.....	37 vs. Maryland	2015
Low Rushing Yards All.....	-30 vs. Florida	1981
Low Passing Yards All.....	0 vs. Pitt	1981
Low Total Yards Allowed.....	-14 vs. Maryland	1919
Fewest First Downs All.....	0 vs. Maryland	1919
Longest TD run.....	96 vs. N. Illinois	1986
Longest Non-TD Run.....	79 vs. Louisville	2008, Baylor 2018
Longest TD Reception.....	96 vs. Penn State	1973
Longest Non-TD Reception.....	84 vs. Miami	2003
Points (Game).....	92 vs. Marshall	1916
Victory Margin.....	89 vs. Geneva	1951

West Virginia Bests - 2020 Decade

Rushing Yards.....	329 vs. ECU '20
Passing Yards.....	370 vs. Iowa St. '21
Total Yards.....	624 vs. ECU '20
Total First Downs.....	31 vs. ECU '20
First Downs Rushing.....	17 vs. ECU '20
First Downs Passing.....	18 vs. Iowa St. '21
Low Rushing Yards All.....	27 vs. Baylor '20
Low Passing Yards All.....	57 vs. Army '20
Low Total Yards Allowed.....	95 vs. LIU '21
Fewest First Downs All.....	7 vs. KU '20
Fewest 1st Downs Rushing All.....	3 vs. ECU, KU, KSU '20, LIU '21
Fewest 1st Downs Passing All.....	2 vs. Army '20, LIU '21
Longest TD run.....	87 vs. KU '20
Longest Non-TD Run.....	67 vs. TCU '21
Longest TD Reception.....	70 vs. OSU '20
Longest Non-TD Reception.....	58 vs. KSU '20
Points (Game).....	66 vs. LIU '21
Points (Half).....	42 vs. ECU '20 (First)
Points (Qtr).....	28 vs. ECU '20 (Second)
Victory Margin.....	66 vs. LIU '21

West Virginia Bests - Neal Brown Era

Rushing Yards.....	392 vs. ECU '20
Passing Yards.....	498 vs. Texas Tech '19
Total Yards.....	624 vs. ECU '20
Total First Downs.....	31 vs. ECU '20
First Downs Rushing.....	17 vs. ECU '20
First Downs Passing.....	21 vs. Texas Tech '19
Low Rushing Allowed.....	27 vs. Baylor '20
Low Passing Yards Allowed.....	57 vs. Army '20
Low Total Yards Allowed.....	95 vs. LIU '21
Fewest 1st Downs Allowed.....	7 vs. KU '20
Fewest 1st Downs Rushing All.....	3 vs. ECU, KU, KSU '20, LIU '21
Fewest 1st Downs Passing All.....	2 vs. Army '20, LIU '21
Longest TD run.....	87 vs. KU '20
Longest Non-TD Run.....	67 vs. TCU '21
Longest TD Reception.....	83 vs. BU '19
Longest Non-TD Reception.....	58 vs. KSU '20
Points (Game).....	66 vs. LIU '21
Points (Half).....	42 vs. ECU '20 (First)
Points (Qtr).....	28 vs. ECU (Second)
Victory Margin.....	66 vs. LIU '21

NFL MOUNTAINEERS



As of Nov. 31, there are 18 former Mountaineers on NFL rosters and practice squads, playing for 18 different teams.

- Kenny Robinson Jr., Carolina Panthers
- Bruce Irvin, Chicago Bears
- Quinton Spain, Cincinnati Bengals
- Tony Fields II, Cleveland Browns
- Will Grier, Dallas Cowboys
- Rasul Douglas, Green Bay Packers
- Mark Glowinski, Indianapolis Colts
- Tavon Austin, Jacksonville Jaguars
- Nick Kwiatkoski, Las Vegas Raiders
- Kyzir White, Los Angeles Chargers
- Adam Pankey, Miami Dolphins
- Yodny Cajuste, New England Patriots
- David Sills V, New York Giants
- Trevon Wesco, New York Jets
- Karl Joseph, Pittsburgh Steelers
- Colton McKivitz, San Francisco 49ers
- Geno Smith, Seattle Seahawks
- David Long Jr., Tennessee Titans

AGAINST RANKED TEAMS

- Beginning with a 27-0 loss to Fordham on Oct. 18, 1941, West Virginia has played 165 games against nationally ranked teams. Of those, 50 have been Mountaineer victories.
- Since 1999, WVU has posted 26 victories over ranked teams. The win over No. 22 Iowa State marked the second time in 2021 that the Mountaineers beat a ranked team. The first time was on Sept. 18, 2021, against No. 15 Virginia Tech (27-21).



JACKIE MATTHEWS

AKHEM MESIDOR

WEST VIRGINIA SPECIAL TEAMS

- In total, WVU's kickers have made 68-of-90 career field goal attempts, good for an average of 75.6%
- Redshirt junior kicker Casey Legg made 13 consecutive field goals to begin the season, two shy of the program record set by Paul Woodside from 1981-82 (15)
- The Mountaineers rank No. 4 in the Big 12 and No. 13 nationally in kickoff returns, with an average of 26.04 yards on 25 returns
- Junior wide receiver Winston Wright Jr.'s 90-yard kickoff return for a touchdown vs. LIU marked the first time the Mountaineers returned the opening kickoff for a score since Tavon Austin (98 yards) on Oct. 24, 2009, against Connecticut
- The score also marked the second kickoff return for a touchdown in Wright Jr.'s career; he is tied for No. 4 in program history in kickoff return touchdowns
- Wright Jr.'s 98-yard kickoff return against Maryland is the longest non-scoring kickoff return in program history and is tied for the 11th-longest return in program history
- He has registered a kickoff return of at least 90 yards in two games this season
- Wright Jr.'s career-high 217 kickoff-return yards against Maryland set a single-game program record for kickoff-return yardage in a game
- The record was previously held by Tavon Austin, with 199 yards against Kansas State on Oct. 20, 2012
- Over the last three seasons, WVU has punted the ball 161 times, with its opponents only returning 44 of them (27.3%)
- This season, WVU has punted the ball 46 times, with 12 of those being placed inside the 20-yard line
- Tyler Sumpter's career-long punt of 72 yards at Baylor was the longest punt by a Mountaineer since Pat McAfee against Rutgers on Dec. 2, 2006 (75 yards)
- It also is tied for the 10th-longest punt in program history
- WVU currently ranks No. 5 in the Big 12 and No. 49 nationally in punt return defense (6.45)
- During the Neal Brown era, West Virginia has ranked in the top 50 nationally in punt return defense each year
- The Mountaineers' kickoff defense unit ranks No. 6 in the Big 12 this season (21.88)
- West Virginia has topped the Big 12 in kickoff return defense during Neal Brown's first two seasons and also has finished the season in the top 40 nationally in the category
- West Virginia has blocked a field goal in four of five seasons from 2017-2020, including three in a row (2018-20)

WEST VIRGINIA DEFENSE

- In 2021, WVU's defensive roster includes nine freshmen, 11 redshirt freshmen, one sophomore, six redshirt sophomores, one junior, seven redshirt juniors, two seniors and seven redshirt seniors
- WVU's total defensive personnel for 2021 includes 14 defensive linemen, 10 safeties, seven linebackers, six cornerbacks, five bandits and two defensive backs
- WVU had 756 total defensive snaps in 2021. Eight players saw action on 500 or more plays; Four players were used on 600 or more plays; Three players (Josh Chandler-Semedo, Sean Mahone, Alonzo Addae) saw action on 700 or more snaps
- In 12 games this season, the Mountaineer defense has produced nine 10-plus tacklers, including multiple in the same game twice
- In total, the Mountaineer defense has produced 12 10-plus tacklers over the last 13 games
- At least one Mountaineer has finished with 10 or more tackles in 23 of the last 39 games
- West Virginia has three players in the top 25 in the Big 12 in tackles this season: Josh Chandler-Semedo (No. 3 - 8.67), Sean Mahone (No. 15 - 6.42) and Alonzo Addae (No. 22 - 5.75)
- WVU is one of five teams in the league with three or more players in the top 25 in tackles in the Big 12 this season
- Chandler-Semedo is one of three players in the Big 12 with 100 or more tackles in 2021
- The Mountaineer defense has tallied at least six tackles for loss in seven of its 12 games this season, including 10 or more three times
- Additionally, West Virginia has notched multiple sacks in seven games this season, including four or more twice
- Eleven Mountaineer defenders have tallied at least one TFL in two games, including seven who have at least one tackle for loss in three games
- West Virginia has totaled 79 sacks over the last three seasons and is averaging 2.32 sacks per game during that stretch
- WVU has had a pair of players register multiple TFLs in the same game three times this year
- Over the last three seasons, the Mountaineers have held their opponents to fewer than 300 yards of total offense 11 times
- Additionally, WVU has held four of its last five opponents to fewer than 200 yards through the air
- During that stretch, the opposition is averaging 181.2 passing yards per game and four interceptions
- Over the last three seasons, WVU has held opposing teams to fewer than 250 yards passing 25 times, fewer than 200 yards 15 times and fewer than 150 yards eight times
- West Virginia also has held its opponents to fewer than 300 yards passing in 31 of its last 35 games, including 23 of its last 25, while also holding its opponents to fewer than 300 yards passing in 62 of the last 79 games
- WVU's defense has tallied six interceptions this season and has registered at least one pick in 22 of the last 38 games, including six of its last nine
- West Virginia also has intercepted multiple passes in a game seven times over the last three seasons, including two times this season
- With two interceptions at Kansas, Chandler-Semedo is the first Mountaineer to haul in two picks in a game since Kenny Robinson at Texas Tech on Sept. 30, 2018
- Over the second half of the season, West Virginia's defense has intercepted its opponents six times and is averaging one per game
- The Mountaineers have totaled 39 takeaways over the last three seasons and have forced at least one turnover in 73 of the last 95 games
- Since 2015, West Virginia has produced 138 takeaways and is averaging 1.6 turnovers per game, good for No. 2 in the Big 12 and tied for No. 20 nationally among Power Five schools
- The Mountaineer defense has posted at least 13 takeaways every year since 2015
- West Virginia has scored a defensive touchdown in 10 consecutive seasons, including an interception returned for a touchdown in eight consecutive seasons
- The Mountaineers are holding their opponents to 73.3% (33-of-45) in the red zone this season, ranking No. 1 in the Big 12 and No. 11 nationally

RECORD UNDER BROWN

Overall Record	52-33
At home	28-12
On the road	20-21
At a neutral site	4-0
Day games	36-27
Night games	16-7
Vs. ranked (coaches' poll)	4-11
Vs. ranked (AP poll)	4-12
Vs. coaches' Top 10	0-3
Vs. AP Top 10	0-3
Vs. ACC	2-2
Vs. Big 12	11-15
Vs. Big Ten	1-2
Vs. Pac-12	0-0
Vs. SEC	1-2
Vs. C-USA	2-0
Vs. Mid-American	3-0
Vs. Mountain West	0-2
Vs. Sun Belt	23-9
Vs. FCS	7-0
Vs. Independents	2-1
In bowl games	4-0
In overtime	1-0
More than 7 days to prepare	17-11
In August	1-0
In September	17-9
In October	13-13
In November	16-9
In December	5-2
In January	0-0
Outrushing opponent	41-5
Outrushed by opponent	11-28
When rushing for 200 yards	13-0
When rushing for 300 yards	3-0
Outpassing opponent	33-15
Outpassed by opponent	19-18
When passing for 300-399 yards	19-6
When passing for 400-499 yards	1-1
When passing for 500+ yards	0-0
When allowing 1-199 yards passing	27-14
When allowing 200-299 yards passing	18-13
When allowing 300+ yards passing	7-6
When having 400-499 total offense	22-4
When having 500+ total offense	5-2
More total offense than opponent	38-10
Same total offense as opponent	1-0
Less total offense than opponent	13-23
Allowing 399 or less total offense	44-20
When allowing 400+ total offense	6-10
When allowing 500+ total offense	2-3
Committing fewer turnovers	34-2
Committing more turnovers	12-20
Turnovers are even	6-11
0-30:00 of time of possession	27-20
30:01-plus of time of possession	25-13
Scoring first	35-9
Opponent scores first	17-24
Leading after the 1st quarter	40-6
Trailing after the 1st quarter	5-20
Tied after the 1st quarter	7-7
Leading at halftime	42-4
Trailing at halftime	5-28
Tied at halftime	5-1
Leading after the 3rd quarter	45-3
Trailing after the 3rd quarter	5-27
Tied after the 3rd quarter	2-3
Scoring 0-10 points	0-8
Scoring 11-20 points	3-17
Scoring 21-30 points	16-6
Scoring 31-40 points	17-1
Scoring 41-plus points	16-1
Opponent scores 0-10 points	12-0
Opponent scores 11-20 points	17-6
Opponent scores 21-30 points	19-10
Opponent scores 31-40 points	4-8
Opponent scores 41-plus points	0-9
Individual 100-yard rusher	26-3
Opponent 100-yard rusher	8-12
Opponent less than 100-yards rushing	19-3
Individual 1 100-yard receiver	21-7
Opponent 100-yard receiver	10-7
Individual 300-yard passer	14-6
Opponent 300-yard passer	7-6

WEST VIRGINIA HEAD COACH NEAL BROWN - THIRD YEAR



Neal Brown is finishing his third year as the head coach at West Virginia.

Since arriving in Morgantown in January 2019, Brown has covered much territory representing Mountaineer Football as its chief ambassador, ensuring the great story about his program is told to everyone.

One of the first player initiatives that Brown implemented was the "5th-Quarter Program" for the team in 2019, and then officially announced it in 2020, to assist in the development of the total player, not only on the field, but off the field and for life beyond graduation. The pillars of the program are character development, leadership development, real life, social responsibility and career development. With the name, image and likeness legislation being enacted in July, Brown did his due diligence in advance to ensure that his players were prepared, no matter how involved the process becomes in the future.

Another component of the 5th Quarter program is the Bridge Program. Its goal is to introduce the student-athletes to the college experience when they first enter WVU and then give them their final training and prepare them before they embark into life after graduation.

Brown guided his 2021 squad to a 6-6 record, including finishing 4-2 in the last half of the season to earn his second bowl appearance.

Offensive Lineman Zach Frazier earned All-America Second Team honors on two of the most prestigious teams, the AFCA and Walter Camp. Dante Stills earned All-Big 12 First Team honors and Frazier was on the second team.

Safety Sean Mahone earned a spot on the National Football Foundation's Scholar-Athlete Team and was a finalist for the academic Heisman, the William Campbell Trophy. Offensive tackle Wyatt Milum earned a spot on two freshman All-American teams, kicker Casey Legg was a semifinalist for the Lou Groza Award and defensive lineman Taijh Alston was a semifinalist for the Mayo Clinic Comeback Player of the Year Award.

Running back Leddie Brown finished the season with 1,065 yards, marking the second straight year with 1,000 or more rushing yards and quarterback Jarret Doege finished with more than 2,900 yards and 19 touchdowns and finished No. 2 in the Big 12 in passing yards. Linebacker Josh Chandler-Semedo was No. 3 in the Big 12 in tackles and solo tackles, and Stills led WVU in sacks (6) and tackles for loss (13).

A program-best 24 student-athletes made the Academic All-Big 12 team on either the first or second team.

In September 2020, Brown was named the honorary head coach for the AFCA Allstate Good Works Team, honoring him for his commitment to leadership, the Morgantown community and Mountaineer Nation as a whole. In January, he was named to the AFCA's Board of Trustees.

The 2020 season was Brown's most challenging season to date, testing his ability, not only as a coach, but as a leader. He was forced to deal with the COVID-19 Pandemic

since mid-March, which didn't allow for spring practice or offseason workouts and skill instruction, while social unrest was at a high level nationally during the summer.

Even though the program constantly was forced to deal with the effects and protocols of COVID-19 during the season, WVU stayed the course, finishing the season 6-4 overall and 4-4 in the league. Brown made his first bowl appearance as the coach of West Virginia against Army in the AutoZone Liberty Bowl, winning the game, 24-21.

Five players earned All-American honors, led by Darius Stills, who was the school's first Consensus All-American since 2006 and 12th in school history. Zach Frazier and Akheem Mesidor were named to Freshman All-American teams. In April, Fields was drafted by the Cleveland Browns to extend WVU's string of consecutive years of having at least one player selected in the NFL Draft since 2008 and five players signed free agent contracts.

Eight players were named to the All-Big 12 Conference postseason teams, led by first team honorees, Fields II, also defensive newcomer of the year, Darius Stills, also defensive lineman of the year, and Leddie Brown, first-team running back.

The Mountaineers finished the 2019 season with a 5-7 mark, in what was called a transitional year. WVU finished the regular season winning two of the final three games, at Kansas State and at TCU, and had a 3-3 mark on the road, including a 3-2 road record in the Big 12 Conference.

Five of Brown's players were named to All-Big 12 postseason teams, and Colton McKivitz was named the Big 12's Co-Offensive Lineman of the Year. McKivitz earned spots on two All-American teams - Walter Camp Football Foundation's Second Team and the Associated Press' Third Team, and Tykee Smith was named a freshman All-American by the Football Writers Association of America. McKivitz played in the Reese's Senior Bowl and was selected in the fifth-round of the NFL Draft by the San Francisco 49ers.

Brown, one of six FBS coaches to win 10 or more games in 2016, 2017 and 2018, was named WVU's 35th head football coach on Jan. 5, 2019.

He spent the previous four years as the head coach at Troy (2015-18), compiling a 35-16 record, including 3-0 in bowl games. In his final three seasons, the Trojans posted a 31-8 record (.795), tying for the highest winning percentage nationally among non-Power 5 schools.

Before Brown left after the 2018 season, Troy had won 17 of its last 20 games and 22 of its last 26 games. After directing the Trojans to the 2017 Sun Belt Conference Championship, Brown was honored as the league's coach of the year.

During his highly successful tenure at Troy, Brown's signature wins included a 24-21 victory in 2017 at then-No. 22 ranked LSU in Baton Rouge, which snapped the Tigers' 49-game non-conference home winning streak and a 24-19 win at Nebraska on Sept. 15, 2018. Also impressive was his team's narrow 30-24 loss at eventual 2016 national champion Clemson.

WEST VIRGINIA HEAD COACH NEAL BROWN - THIRD YEAR

Year	School	Position	Record
2021	West Virginia	Head Coach	6-6
2020	West Virginia	Head Coach	6-4
		AutoZone Liberty Bowl Champions AFCA Good Works Team Honorary Coach	
2019	West Virginia	Head Coach	5-7
2018	Troy	Head Coach	10-3
		Dollar General Bowl Champions	
2017	Troy	Head Coach	11-2
		Sun Belt Conference Champions Sun Belt Conference Coach of the Year R&L Carriers New Orleans Bowl Champions	
2016	Troy	Head Coach	10-3
		Dollar General Bowl Champions	
2015	Troy	Head Coach	4-8
2014	Kentucky	Assistant Coach (OC/QB)	5-7
2013	Kentucky	Assistant Coach (OC/QB)	2-10
2012	Texas Tech	Assistant Coach (OC/QB)	7-5
		Meineke Car Care Bowl Champions	
2011	Texas Tech	Assistant Coach (OC/QB)	5-7
2010	Texas Tech	Assistant Coach (OC/QB)	8-5
		TicketCity Bowl Champions	
2009	Troy	Assistant Coach (OC/QB)	9-4
		GMAC Bowl Sun Belt Conference Champions	
2008	Troy	Assistant Coach (OC/QB)	8-5
		New Orleans Bowl	
2007	Troy	Assistant Coach (Inside Receivers)	8-4
		Sun Belt Conference Champions	
2006	Troy	Assistant Coach (Inside Receivers)	8-5
		Sun Belt Conference Champions New Orleans Bowl Champions	
2005	Delaware	Assistant Coach (Wide Receivers)	6-5
2004	Sacred Heart	Assistant Coach (QB/Wide Receivers)	6-4
2003	Massachusetts	Assistant Coach (TE/OL Assistant)	10-3
		NCAA FCS Playoffs Atlantic 10 Conference Champions	

Brown Totals - at West Virginia - 17-17 (Third Year); Overall - 52-33 (Seventh Year)

In 2018, Troy finished 10-3, including a victory over Buffalo in the Dollar General Bowl in Mobile, Alabama. The Trojans finished 7-1 in conference play and won five of their last six games.

The 2017 campaign featured an 11-win season for Troy, including a win over North Texas in the New Orleans Bowl. The Trojans once again finished with a 7-1 conference mark, earning Brown his first conference championship. Troy finished the season with the 27th most votes in the final Amway Coaches Poll, marking the highest final ranking by a Sun Belt Conference squad in league history.

Troy faced seven bowl teams and posted a 6-1 mark in those games. Additionally, the Trojans played three conference or conference division champions – Boise State (Mountain West), Akron (MAC/East) and North Texas (C-USA West).

Troy finished 10-3 in 2016, including a 6-2 mark in the Sun Belt and a victory over Ohio University in the Dollar General Bowl. The Trojans became the first Sun Belt Conference school to ever open a season with eight wins in its first nine games, and they became the first league school to appear in a major top 25 poll, checking in at No. 25 in the Associated Press' Nov. 13 poll. Additionally, Brown's 2016 squad tied for the best turnaround in the country (6 wins).

Prior to Brown's first season at Troy in 2015, he spent two years (2013-14) as the offensive coordinator under Mark Stoops at Kentucky. Under his direction, he led the Wildcats to some new heights on the offensive side of the football. The Wildcats posted more than 440 yards of total offense in three Southeastern Conference games in 2014, its highest total since 2001.

The Wildcats totaled 380 yards or more of total offense in their first three SEC games in 2014 – Florida, Arkansas and South Carolina – marking the first time a UK team

had done so since 1998. Kentucky scored 21 offensive touchdowns in SEC play in 2014.

The two years prior to Brown being named offensive coordinator, Kentucky had a combined 21 offensive touchdowns in SEC play.

He also spent three years at Texas Tech (2010-12) as the offensive coordinator after his first stint at Troy as an assistant coach from 2006-09.

As Texas Tech's offensive coordinator and quarterbacks coach, the Red Raiders ranked in the nation's top-seven teams in passing offense, top 15 in total offense and top 25 in scoring offense, having increased production in all three categories each year since 2010. TTU finished the 2012 season second nationally in passing with 355.9 yards per game, 13th in total offense at 495.4 yards per game and 20th in scoring with 37.5 points per game.

The 2012 campaign was an expansion of the success from 2011, when Texas Tech ranked 13th nationally in total offense at 470.6 yards per game. The Red Raiders lit the scoreboard at a tune of 33.8 points per contest. In his first season in Lubbock, Brown's offense notched 460.2 yards of total offense per game, 318.9 passing, and scored at a 33.1-point clip as Tech went 8-5 and won the TicketCity Bowl.

At Troy, Brown was the inside receivers coach the first two years (2006-07) with the Trojans before transitioning to offensive coordinator and quarterbacks coach in 2008-09. Troy won four Sun Belt Conference titles and appeared in three bowl games during Brown's initial tenure.

He began his coaching career with one-year stints at UMass (2003), Sacred Heart (2004) and Delaware (2005).

At Delaware, Brown served as wide receivers coach, starting three freshman as the Blue Hens went 6-5.

In 2004, Brown coached the quarterbacks and wide

BROWN VS. ALL OPPONENTS

Opponent	First Time	Last Time	W-L
Akron	2017	2017	1-0
Alabama State	2017	2017	1-0
Appalachian State	2015	2018	1-2
Arkansas State	2016	2017	1-1
Army	2020	2020	1-0
Austin Peay	2016	2016	1-0
Baylor	2019	2021	1-2
Boise State	2017	2018	0-2
Buffalo	2018	2018	1-0
Chas. Southern	2015	2015	1-0
Clemson	2016	2016	0-1
Coastal Carolina	2017	2018	2-0
Eastern Kentucky	2020	2020	1-0
Florida A&M	2018	2018	1-0
Georgia Southern	2015	2018	2-2
Georgia State	2015	2018	3-1
Idaho	2015	2017	2-1
Iowa State	2019	2021	1-2
James Madison	2019	2019	1-0
Kansas	2019	2021	2-1
Kansas State	2019	2021	2-1
Liberty	2018	2018	0-1
LIU	2021	2021	1-0
Louisiana	2015	2018	2-0
Louisiana-Monroe	2015	2018	2-0
LSU	2017	2017	1-0
Maryland	2021	2021	0-1
Massachusetts	2016	2016	1-0
Mississippi State	2015	2015	0-1
Missouri	2019	2019	0-1
NC State	2015	2019	1-1
Nebraska	2018	2018	1-0
New Mexico State	2015	2017	3-0
North Texas	2017	2017	1-0
Ohio	2016	2016	1-0
Oklahoma	2019	2021	0-2
Oklahoma State	2019	2021	0-3
South Alabama	2015	2018	2-2
Southern Miss	2016	2016	1-0
TCU	2019	2021	3-0
Texas	2019	2021	1-2
Texas State	2016	2018	3-0
Texas Tech	2019	2021	0-3
Virginia Tech	2021	2021	1-0
Wisconsin	2015	2015	0-1

receivers at Sacred Heart, boasting the top-ranked scoring offense in the conference.

In 2003, he was the tight ends coach and offensive line assistant at Massachusetts, helping the Minutemen win a share of the Atlantic-10 championship and a berth in the FCS playoffs.

Brown was a wide receiver at Kentucky for three years (1998-00) before finishing his career at UMass in 2001-02. He was a member of two bowl teams with the Wildcats and was named to the Southeastern Conference Academic Honor Roll.

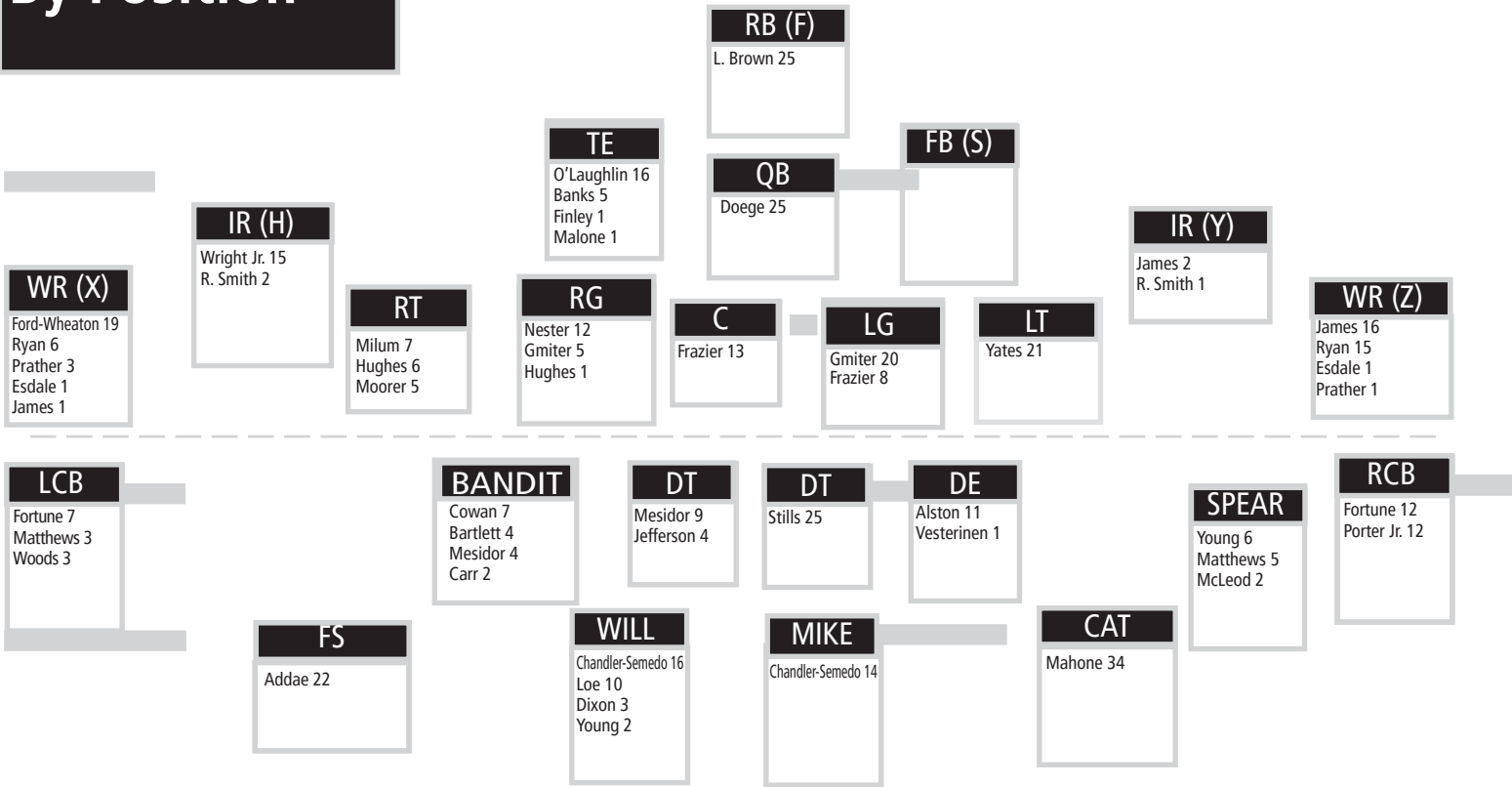
While at UMass, he was an Atlantic 10 All-Academic honoree and an NCAA Division I-AA Athletic Directors' Academic All-Star team selection.

Brown graduated from UMass with a bachelor's degree in business management in 2002 and earned his master's degree in business administration in 2005.

Born in Louisville, Kentucky, Brown grew up in Bardstown, Kentucky, before moving to Danville, Kentucky, where he was an all-state wide receiver at Boyle County High School, finishing his career as the No. 2 receiver in state history.

Brown, and his wife, Brooke, have two daughters, Adalyn and Anslee, and a son, Dax.

Career Starts By Position



2021 OFFENSIVE GAME-BY-GAME STARTERS

Game	WR (X)	IR (H)	IR (Y)	WR (Z)	LT	LG	C	RG	RT	TE/FB	RB	QB
at Maryland	Ford-Wheaton	Wright Jr.	--	Esdale	Yates	Gmitter	Frazier	Nester	Moorer	Banks	Brown	Doege
Long Island	Ford-Wheaton	Wright Jr.	--	Ryan	Yates	Gmitter	Frazier	Nester	Moorer	Banks	Brown	Doege
Virginia Tech	James	Wright Jr.	--	Ryan	Yates	Gmitter	Frazier	Nester	Moorer	O'Laughlin	Brown	Doege
at Oklahoma	Ford-Wheaton	Wright Jr.	--	James	Yates	Gmitter	Frazier	Nester	Moorer	O'Laughlin	Brown	Doege
Texas Tech	Ford-Wheaton	Wright Jr.	James	Ryan	Yates	Gmitter	Frazier	Nester	Milum	--	Brown	Doege
at Baylor	Prather	Wright Jr.	--	Ryan	Yates	Gmitter	Frazier	Nester	Moorer	O'Laughlin	Brown	Doege
at TCU	Ford-Wheaton	Wright Jr.	Smith	Ryan	Yates	Gmitter	Frazier	Nester	Milum	--	Brown	Doege
Iowa State	Ford-Wheaton	Wright Jr.	James	Ryan	Yates	Gmitter	Frazier	Nester	Milum	--	Brown	Doege
Oklahoma State	Prather	--	--	Ryan	Yates	Gmitter	Frazier	Nester	Milum	Banks, Moorer	Brown	Doege
at Kansas State	Ford-Wheaton	Smith	--	Ryan	Yates	Gmitter	Frazier	Nester	Milum	Banks	Brown	Doege
Texas	Ford-Wheaton	Wright Jr.	--	Prather	Yates	Gmitter	Frazier	Nester	Milum	Banks	Brown	Doege
at Kansas	Prather	Wright Jr.	--	Ryan	Yates	Gmitter	Frazier	Nester	Milum	Finley	Brown	Doege

2021 DEFENSIVE GAME-BY-GAME STARTERS

Game	BANDIT	DT	DT	DE	WLB	MLB	LCB	FS	CS	SPEAR	RCB
at Maryland	Cowan	Mesidor	Stills	Alston	Loe	Chandler-Semedo	Fortune	Addae	Mahone	Young	Porter Jr.
Long Island	Cowan	Mesidor	Stills	Alston	Dixon	Chandler-Semedo	Fortune	Addae	Mahone	Young	Porter Jr.
Virginia Tech	Cowan	Mesidor	Stills	Alston	Loe	Chandler-Semedo	Fortune	Addae	Mahone	Young	Porter Jr.
at Oklahoma	Bartlett	Mesidor	Stills	Alston	Loe	Chandler-Semedo	Fortune	Addae	Mahone	Young	Porter Jr.
Texas Tech	Mesidor	Jefferson	Stills	Alston	Loe	Chandler-Semedo	Fortune	Addae	Mahone	Young	Porter Jr.
at Baylor	Bartlett	Mesidor	Stills	Alston	Loe	Chandler-Semedo	Fortune	Addae	Mahone	Matthews	Porter Jr.
at TCU	Bartlett	Mesidor	Stills	Alston	Dixon	Chandler-Semedo	Fortune	Addae	Mahone	Matthews	Porter Jr.
Iowa State	Mesidor	Jefferson	Stills	Vesterinen	Loe	Chandler-Semedo	Woods	Addae	Mahone	Matthews	Porter Jr.
Oklahoma State	Cowan	Mesidor	Stills	Alston	Dixon	Chandler-Semedo	Woods	Addae	Mahone	Matthews	Porter Jr.
at Kansas State	Carr	Mesidor	Stills	Alston	Loe	Chandler-Semedo	Woods	Addae	Mahone	Matthews	Porter Jr.
Texas	Carr	Mesidor	Stills	Alston	Young Jr.	Chandler-Semedo	Matthews	Addae	Mahone	McLeod	Porter Jr.
at Kansas	Mesidor	Jefferson	Stills	Alston	Young Jr.	Chandler-Semedo	Matthews	Addae	Mahone	McLeod	Porter Jr.



MOUNTAINEER SEASON HIGHS

Offense

Rushing	Att.	Yards	TDs	Long	100-yd Games
Leddie Brown	33 (UT)	161 (VT)	3 (TCU)	80 (VT)	5 (KU)
Garrett Greene	14 (LIU)	98 (LIU)	2 (LIU)	69 (TCU)	0
Tony Mathis	22 (KU)	118 (KU)	0	45 (KU)	1 (KU)

Passing	Att.	Comp.	Yards	TDs	Long
Jarret Doege	46 (ISU)	30 (ISU)	370 (ISU)	3 (4x/TCU)	55 (TTU)
Garrett Greene	7 (LIU)	4 (2x/BU)	57 (LIU)	0	29 (LIU)

Receiving	Rec.	Yards	TDs	Long	100-yd Games
TJ Banks	3 (ISU)	34 (ISU)	0	17 (ISU)	0
Leddie Brown	5 (2x/KSU)	43 (UMD)	1 (UMD)	55 (TTU)	1 (TTU)
Isaiah Esdale	6 (2x/ISU)	113 (VT)	1 (TTU)	32 (VT)	0
Bryce Ford-Wheaton	8 (2x/OU)	106 (ISU)	2 (ISU)	45 (ISU)	1 (ISU)
Sam James	5 (5x/UT)	70 (BU)	2 (LIU)	53 (BU)	0
Mike O'Laughlin	5 (TTU)	35 (TTU)	0	11 (TTU)	0
Kaden Prather	4 (2x/UT)	60 (KSU)	0	32 (KSU)	0
Sean Ryan	5 (KU)	87 (KU)	1 (3x/UT)	39 (LIU)	0
Reese Smith	2 (3x/UT)	29 (UT)	1 (KSU)	20 (UT)	0
Winston Wright Jr.	9 (TTU)	106 (TTU)	2 (KU)	40 (TCU)	2 (ISU)

Defense

Tackles	Solo	Assisted	Total	TFL	Sacks
Alonzo Addae	6 (2x/KSU)	7 (OU)	10 (VT)	1.0 (4x/KSU)	1.0 (2x/KSU)
Taijh Alston	3 (3x/TCU)	3 (TTU)	5 (TTU)	2.5 (TTU)	2.0 (OU)
Jared Bartlett	5 (TCU)	3 (OU)	5 (3x/TCU)	3.0 (VT)	3.0 (VT)
Josh Chandler-Semedo	9 (2x/ISU)	8 (2x/UT)	12 (3x/UT)	1.0 (4x/KU)	1.0 (ISU)
VanDarius Cowan	3 (UMD)	2 (UMD)	5 (UMD)	1.0 (UMD)	1.0 (UMD)
Lance Dixon	3 (3x/OSU)	4 (OU)	6 (OU)	0.5 (2x/OU)	0
Nicktroy Fortune	4 (OU)	2 (VT)	5 (2x/OU)	1.0 (TTU)	0
Jordan Jefferson	3 (KSU)	3 (VT)	4 (KSU)	2.0 (KSU)	0.5 (VT)
Exree Loe	6 (KSU)	3 (OU)	8 (KSU)	1.0 (3x/KSU)	1.0 (OU)
Sean Mahone	9 (UMD)	6 (OU)	11 (UMD)	2.0 (VT)	0.5 (KU)
Sean Martin	1 (4x/TCU)	2 (BU)	3 (LIU)	0.5 (UMD)	0
Jackie Mathews	4 (VT)	3 (BU)	5 (2x/BU)	1.0 (3x/KSU)	0
Saint McLeod	4 (UT)	2 (UT)	6 (UT)	1.0 (KU)	0
Akheem Mesidor	5 (UMD)	4 (UMD)	9 (UMD)	1.5 (UMD)	1.0 (4x/KU)
Darryl Porter Jr.	6 (KU)	3 (OU)	8 (KU)	1.0 (KSU)	0
Malachi Ruffin	3 (KSU)	1 (TTU)	3 (2x/KSU)	0	0
Taurus Simmons	2 (BU)	2 (BU)	4 (BU)	0	0
Deshawn Stevens	2 (4x/KU)	1 (2x/KU)	3 (2x/KU)	0	0
Dante Stills	4 (2x/TCU)	2 (2x/KSU)	4 (4x/KSU)	3.0 (TTU)	2.0 (TTU)
Charles Woods	4 (KSU)	3 (KSU)	7 (KSU)	1.0 (2x/TCU)	0
Scottie Young Jr.	6 (VT)	2 (LIU)	7 (VT)	2.0 (KSU)	0

Pass Defense	PBU	INTs	Total	TDs
Alonzo Addae	1 (2x/TTU)	0	1 (2x/TTU)	0
Josh Chandler-Semedo	2 (BU)	2 (KU)	2 (2x/KU)	0
Jordan Jefferson	1 (TCU)	0	1 (TCU)	0
Sean Mahone	1 (2x/UT)	1 (2x/UT)	2 (UT)	0
Jackie Matthews	1 (3x/ISU)	1 (OU)	2 (OU)	0
Darryl Porter Jr.	2 (KU)	1 (TCU)	2 (KU)	0
Dante Stills	0	1 (OSU)	1 (OSU)	0
Charles Woods	2 (BU)	1 (TCU)	2 (BU)	0
Scottie Young	2 (OU)	0	2 (OU)	0

Turnovers	Forced	Recovered	TDs
Alonzo Addae	0	1 (ISU)	0
Jared Bartlett	1 (VT)	1 (VT)	0
Josh Chandler-Semedo	1 (2x/KU)	0	0
Exree Loe	1 (ISU)	0	0
Sean Mahone	1 (TCU)	0	0
Sean Martin	0	1 (LIU)	0
Saint McLeod	1 (2x/KU)	0	0
Dante Stills	1 (ISU)	0	0
Charles Woods	0	1 (TCU)	0

MOUNTAINEER CAREER HIGHS

Offense					
Rushing					
	Att.	Yards	TDs	Long	100-yd Games
Leddie Brown	33 (UT '21)	195 (KU '20)	3 (TCU '21)	87 (KU '20)	12 (KU '21)
Garrett Greene	14 (LIU '21)	98 (LIU '21)	2 (LIU '21)	67 (TCU '21)	0
Tony Mathis Jr.	22 (KU '21)	118 (KU '21)	1 (EKU '20)	45 (KU '21)	1 (KU '21)
Sean Ryan	1 (NCST '19)	24 (NCST '19)	0	24 (NCST '19)	0
A'Varius Sparrow	3 (2x/LIU '21)	10 (KU '20)	1 (LIU '21)	10 (KU '20)	0
Passing					
	Att.	Comp.	Yards	TDs	Long
Jarret Doege @	50 (2x/UT '20)	35 (UT '20)	379 (WMU '18)	4 (2x/EKU '18)	76 (WMU '18)
Garrett Greene	7 (LIU '21)	4 (2x/BU '21)	57 (LIU '21)	0	28 (LIU '21)
Receiving					
	Rec.	Yards	TDs	Long	100-yd Games
TJ Banks	3 (ISU '21)	34 (ISU '21)	1 (TTU '20)	20 (Army '20)	0
Leddie Brown	7 (TTU '20)	47 (TTU '20)	1 (5x/UMD '21)	25 (2x/VT '21)	0
Sam Brown	4 (EKU '20)	43 (EKU '20)	0	22 (EKU '20)	0
Isaiah Esdale	6 (3x/ISU '21)	113 (TTU '21)	1 (2x/TTU '21)	55 (TTU '21)	1 (TTU '21)
Bryce Ford-Wheaton	8 (2x/LIU '21)	106 (ISU '20)	2 (ISU '21)	58 (KSU '20)	2 (ISU '21)
Sam James	14 (TTU '19)	223 (TTU '19)	2 (LIU '21)	51 (2x/TTU '19)	2 (TTU '19)
Graeson Maleshevich	1 (EKU '20)	30 (EKU '20)	0	30 (EKU '20)	0
Mike O'Laughlin	5 (TTU '21)	44 (TTU '20)	1 (Army '20)	34 (TTU '20)	0
Kaden Prather	4 (2x/UT '21)	60 (KSU '21)	0	32 (KSU '21)	0
Sean Ryan ^	5 (4x/KU '21)	87 (TCU '21)	1 (3x/UT '21)	44 (TCU '21)	0
Reese Smith	4 (EKU '20)	50 (KU '20)	1 (KSU '21)	39 (KU '20)	0
Winston Wright Jr.	9 (2x/TTU '21)	127 (OSU '20)	2 (KU '21)	70 (OSU '20)	4 (ISU '21)
Defense					
Tackles					
	Solo	Assisted	Total	TFL	Sacks
Alonzo Addae	6 (3x/KSU '21)	7 (OU '21)	10 (VT '21)	1.0 (4x/KSU '21)	1.0 (VT '21)
Taijh Alston	3 (3x/TCU '21)	3 (TTU '21)	5 (TTU '21)	2.5 (TTU '21)	2.0 (OU '21)
Jared Bartlett	5 (TCU '21)	3 (2x/OU '21)	5 (3x/TCU '21)	3.0 (VT '21)	3.0 (VT '21)
Josh Chandler-Semedo	10 (Army '20)	8 (2x/UT '21)	14 (JMU '19)	2.0 (BU '20)	1.0 (ISU '21)
VanDarius Cowan	3 (2x/UMD '21)	6 (Army '20)	9 (Army '20)	2.0 (EKU '20)	1.0 (4x/UMD '21)
Lance Dixon %	4 (OSU '20)	4 (OU '21)	6 (OU '21)	1.0 (2x/MU '20)	0
Nicktroy Fortune	7 (ISU '19)	5 (ISU '20)	8 (2x/ISU '20)	1.0 (3x/TTU '20)	0
Jordan Jefferson	3 (KSU '21)	3 (VT '21)	4 (KSU '21)	2.0 (KSU '21)	0.5 (VT '21)
Exree Loe	8 (TTU '20)	7 (TCU '20)	12 (TCU '20)	1.0 (8x/KSU '21)	1.0 (OU '21)
Sean Mahone	9 (2x/UMD '21)	12 (TTU '19)	15 (TTU '19)	2.0 (2x/VT '21)	1.0 (2x/KSU '19)
Jackie Mathews	4 (VT '21)	1 (4x/UT '21)	5 (VT '21)	1.0 (4x/KSU '21)	0
Saint McLeod	6 (KU '21)	2 (2x/KU '21)	8 (KU '21)	1.0 (KU '21)	0
Akheem Mesidor	5 (2x/UMD '21)	4 (UMD '21)	6 (2x/ISU '20)	2.5 (KU '20)	2.0 (KU '20)
Daryl Porter Jr.	5 (3x/KU '21)	3 (OU '21)	6 (UMD '21)	1.0 (KSU '21)	0
Taurus Simmons	2 (2x/BU '21)	2 (BU '21)	4 (BU '21)	1.0 (EKU '20)	1.0 (EKU '20)
Deshawn Stevens *	5 (UD '20)	9 (UA '20)	12 (UA '20)	1.0 (2x/RU '18)	0
Dante Stills	4 (3x/TCU '21)	3 (4x/ISU '20)	7 (TTU '20)	3.0 (TTU '21)	2.0 (3x/TTU '21)
Charles Woods \$	7 (WIU '19)	4 (ISU '18)	8 (2x/NDSU '20)	1.0 (6x/TCU '21)	0
Scottie Young +	7 (UH '17)	6 (UC '17)	11 (UC '17)	2.0 (KSU '21)	0
Pass Defense					
	PBU	INTs	Total	TDs	
Alonzo Addae	2 (3x/TCU '20)	1 (3x/TTU '20)	2 (3x/TCU '20)	0	
Jared Bartlett	1 (2x/TTU '20)	0	1 (KU '20)	0	
Josh Chandler-Semedo	2 (BU)	2 (KU '21)	2 (2x/KU '21)	0	
Nicktroy Fortune	1 (5x/BU '21)	1 (KSU '20)	1 (5x/BU '21)	0	
Jordan Jefferson	1 (2x/TCU '21)	0	1 (NCST '19)	0	
Exree Loe	2 (KSU '19)	0	2 (KSU '19)	0	
Sean Mahone	2 (KSU '20)	1 (4x/UT '21)	3 (KSU '20)	0	
Jackie Mathews	1 (3x/ISU '21)	1.0 (2x/OU '21)	2 (OU '21)	0	
Daryl Porter Jr.	1 (2x/BU '21)	2 (KU '21)	2 (KU '21)	0	
Deshawn Stevens *	1 (UA '20)	0	1 (UA '20)	0	
Dante Stills	1 (2x/UT '20)	1 (OSU '21)	1 (3x/OSU '21)	0	
Charles Woods \$	3 (UNI '20)	2 (NDSU '20)	3 (UNI '20)	0	
Scottie Young +	2 (OU '21)	2 (Cal '18)	2 (2x/OU '21)	0	
Turnovers					
	Forced	Recovered	TDs		
Alonzo Addae !	1 (3x/UT '20)	1 (UCA '17)	0		
Taijh Alston	1 (ISU '20)	0	0		
Jared Bartlett	1 (VT '21)	1 (VT '21)	0		
Josh Chandler-Semedo	1 (3x/KU '21)	1 (2x/KU '19)	0		
VanDarius Cowan	1 (EKU '20)	0	0		
Lance Dixon %	1 (OSU '20)	0	0		
Exree Loe	1 (3x/ISU '21)	2 (TCU '18)	0		
Sean Mahone	1 (2x/TCU '21)	1 (3x/ISU '21)	0		
Sean Martin	1 (KU '21)	1 (LIU '21)	0		
Saint McLeod	1 (UT '21)	0	0		
Dante Stills	1 (5x/ISU '21)	0	0		
Charles Woods \$	1 (2x/TCU '21)	0	0		

@ - Doege's numbers from Bowling Green ^ - Ryan's numbers from Temple ! - Addae's numbers from New Hampshire % - Dixon's numbers from Penn State * - Stevens' numbers from Maine + - Young's numbers from Arizona
\$ - Woods' numbers from Illinois State



2021 MOUNTAINEER ROSTER

No.	Name	Pos.	Ht.	Wt.	Cl.	Exp.	Hometown/High School/Previous College
0	Bryce Ford-Wheaton	WR	6-3	220	r-Jr.	2vl	Fuquay-Varina, N.C./Holly Springs
1	Winston Wright Jr.	WR	5-10	180	Jr.	2vl	Savannah, Ga./Memorial Day School
2	Jarret Doege	QB	6-2	208	r-Sr.	2vl	Lubbock, Texas/Cooper/Bowling Green
2	Daryl Porter Jr.	CB	5-11	185	r-Fr.	HS	Fort Lauderdale, Fla./American Heritage
3	Jackie Matthews	CB	5-10	190	r-Jr.	1vl	Birmingham, Ala./Pinson Valley/Mississippi Gulf Coast CC
3	Kaden Prather	WR	6-4	210	Fr.	HS	Montgomery Village, Md./Northwest
4	Alonzo Addae	S	5-10	190	r-Sr.	1vl	Pickering, Ontario/St. Mary's/New Hampshire
4	Leddie Brown	RB	6-0	216	Sr.	3vl	Philadelphia, Pa./Neumann Goretti
5	Lance Dixon	LB	6-2	210	r-So.	TR	Oak Park, Mich./West Bloomfield/Penn State
6	Garrett Greene	QB	5-11	193	r-Fr.	SQ	Tallahassee, Fla./Chiles
6	Exree Loe	LB	6-0	218	r-Jr.	3vl	Johnstown, Pa./Greater Johnstown Area
7	Josh Chandler-Semedo	LB	5-11	226	Sr.	3vl	Canton, Ohio/Canton McKinley
7	Will Crowder	QB	6-2	208	Fr.	HS	Gardendale, Ala./Gardendale
8	Ronan Swope	P	5-11	160	Fr.	HS	Malvern, Pa./Malvern Christian/Eastern Arizona CC
10	Jared Bartlett	BAN	6-2	225	r-So.	2vl	Miami, Fla./Collins Hill (Ga.)
10	Sean Ryan	WR	6-3	198	r-Jr.	1vl	Brooklyn, N.Y./Erasmus Hall/Temple
11	Nicktroy Fortune	CB	5-11	194	Jr.	2vl	Roswell, Ga./Central Gwinnett
11	Jake Robbins	QB	6-1	200	Fr.	HS	Ramsey, N.J./Don Bosco Prep
12	Taijhi Alston	DL	6-4	245	r-Jr.	SQ	Lumberton, N.C./Union Pines/Copiah-Lincoln CC
12	Jackson Crist	QB	6-4	207	Fr.	HS	Canfield, Ohio/Canfield
13	Sam James	WR	6-0	183	r-Jr.	2vl	Richmond Hill, Ga./Richmond Hill
14	Matt Cavallaro	QB	5-11	200	r-So.	SQ	Matamoras, Pa./Delaware Valley/Lackawanna College
14	Malachi Ruffin	CB	5-10	185	r-Jr.	SQ	Nashville, N.C./Nash Central
15	Reese Smith	WR	5-10	186	r-Fr.	1vl	Danville, Ky./Boyle County
16	Caleb Coleman	DB	6-2	175	r-Fr.	TR	Phenix City, Ala./Smith's Station/Hutchinson CC
18	Joseph Udoh	WR	6-9	200	Fr.	HS	Nitro, W.Va./Nitro
19	Nick Maher	WR	6-1	200	Fr.	HS	Pittsburgh, Pa./North Catholic
19	Scottie Young Jr.	S	5-11	207	r-Sr.	SQ	San Diego, Calif./Helix/Arizona
20	Todd Simons	WR	6-3	185	Fr.	HS	Austintown, Ohio/Austintown Fitch
20	Andrew Wilson-Lamp	CB	6-2	174	Fr.	HS	Massillon, Ohio/Massillon Washington
22	Aubrey Burks	DB	5-11	201	Fr.	HS	Oakridge, Fla./Auburndale
23	Charles Woods	CB	5-11	193	r-Jr.	TR	Dallas, Texas/Justin F. Kimball
23	Ja'Corey Hammett	BAN	6-1	209	Fr.	HS	Miami, Fla./Miami Northwestern
24	Tony Mathis Jr.	RB	5-11	205	r-So.	SQ	Orlando, Fla./Cedartown
25	Saint McLeod	S	5-11	209	Fr.	HS	Philadelphia, Pa./Imhotep Charter
26	Justin Johnson Jr.	RB	5-11	196	Fr.	HS	St. Louis, Mo./Edwardsville
27	Davis Mallinger	S	6-1	188	Fr.	HS	Melbourne, Fla./Cocoa
28	T'Rek Scipio	CB	6-0	160	Fr.	HS	Pittsburgh, Pa./Woodland Hills
29	Preston Fox	WR	5-10	180	r-Fr.	SQ	Morgantown, W.Va./Morgantown
29	Sean Mahone	S	6-0	200	r-Sr.	4vl	Liberty Township, Ohio/Lakota West
30	Naim Muhammad	S	5-11	203	r-So.	SQ	Washington, D.C./DeMatha Catholic/Fork Union
30	Evan Staley	K	6-1	202	r-Sr.	3vl	Romney, W. Va./Hampshire
31	Quamaezius Mosby	CB	5-9	178	r-Sr.	SQ	Wheeling, W.Va./Wheeling Park/West Liberty
33	Jairo Faverus	LB	6-0	208	r-Fr.	SQ	Amsterdam, The Netherlands/Bristol Academy of Sports
34	Avery Wilcox	S	6-0	193	r-Fr.	SQ	Ft. Mill, S.C./Ft. Mill
35	Tyler Sumpter	K/P	5-10	219	r-Sr.	TR	Birmingham, Ala./Spain Park/Troy
36	Caden Biser	LB	6-2	215	Fr.	HS	Morgantown, W.Va./Morgantown
36	Markquan Rucker	RB	5-11	201	r-Fr.	HS	Sistersville, W.Va./Tyler Consolidated
37	L'Trell Bradley	S	5-10	188	r-Jr.	TR	West Orange, N.J./West Orange/Susquehanna
37	Owen Chafin	RB	5-8	202	r-So.	SQ	Huntington, W.Va./Spring Valley
39	Danny King	K/P	5-10	172	r-Fr.	SQ	Cumberland, Md./Fort Hill
40	Kolton McGhee	K/P	6-0	184	r-So.	SQ	Altoona, Pa./Bishop Guilfoyle
42	Braden Whittenburg	LS	6-1	200	Fr.	HS	Folkston, Ga./Charlton County
43	Austin Brinkman	LS	6-4	215	r-Fr.	SQ	Bel Air, Md./The John Carroll School
43	Jaden Keating	LB	6-0	190	Fr.	HS	Pittsburgh, Pa./Upper St. Clair
44	Lanell Carr	DL	6-2	248	r-Fr.	SQ	St. Louis, Mo./De Smet Jesuit
45	Derek Ambrosino	BAN	6-2	206	r-Fr.	SQ	Exeter, Pa./Wyoming Area
45	Taurus Simmons	DL	6-2	250	r-Fr.	HS	Savannah, Ga./Jenkins
47	JP Hadley	LS	6-2	242	r-Jr.	SQ	Lacey, N.J./Donovan Catholic

2021 MOUNTAINEER ROSTER

47	Deshawn Stevens	LB	6-2	255	r-Sr.	TR	Toronto, Ontario/Kent School/Maine
48	Casey Legg	K	6-4	213	r-Jr.	2vl	Charleston, W.Va./Cross Lanes Christian
49	Evan Matthes	P	6-1	209	r-Jr.	SQ	Reston, Va./South Lakes
49	Wil Schoonover	LB	5-10	210	r-Fr.	TR	Moorefield, W.Va./Moorefield/Eastern WV Tech
50	Brandon Yates	OL	6-4	295	r-So.	SQ	Middleton, Del./Liberty Baptist Academy
52	Jalen Thornton	DL	6-2	273	r-So.	1vl	Cincinnati, Ohio/Indian Hill
53	Jordan White	OL	6-2	298	r-Fr.	HS	Largo, Md./DeMatha Catholic
54	Zach Frazier	OL	6-3	306	So.	1vl	Fairmont, W.Va./Fairmont Senior
55	Tomas Rimac	OL	6-6	298	Fr.	HS	Brunswick, Ohio/Brunswick
55	Dante Stills	DL	6-4	280	Sr.	2vl	Fairmont, W.Va./Fairmont Senior
58	Nick Malone	OL	6-5	290	r-So.	SQ	Morgantown, W.Va./Morgantown
59	Jackson Oxley	OL	6-2	278	r-Fr.	SQ	Huntington, W.Va./Cabell-Midland
60	Noah Drummond	OL	6-1	290	r-Jr.	SQ	Bridgeport, W.Va./Bridgeport
61	Tyler Connolly	OL	6-5	345	r-So.	SQ	Marysville, Ohio/Marysville
63	Bryce Biggs	OL	6-4	294	Fr.	HS	Ashland, Ky./Spring Valley
64	Wyatt Milum	OL	6-6	291	Fr.	HS	Kenova, W.Va./Spring Valley
65	Donavan Beaver	OL	6-6	310	r-So.	SQ	Fredericksburg, Va./Massaponax
66	Ja'Quay Hubbard	OL	6-5	310	r-So.	SQ	Sharpsville, Pa./Sharpsville/Virginia
70	Shawn See	OL	6-10	370	r-Fr.	SQ	Keyser, W.Va./Keyser
72	Doug Nester	OL	6-7	321	Jr.	TR	Kenova, W.Va./Spring Valley/Virginia Tech
73	Chris Mayo	OL	6-4	297	r-Fr.	HS	Deptford, N.J./The Peddie School
74	James Gmitter	OL	6-3	298	r-Jr.	2vl	Bethel Park, Pa./Bethel Park
79	John Hughes	OL	6-4	305	r-Jr.	2vl	Carrollton, Texas/Creekview/Navarro College
80	Charles Finley	TE	6-4	220	r-Fr.	SQ	Newark, N.J./DePaul Catholic
81	Treytan Davis	TE	6-3	246	Fr.	HS	Jackson, Ohio/Jackson
82	Victor Wikstrom	TE	6-4	250	Fr.	HS	Uppsala, Sweden/RIG Celsiusskolan
83	CJ Cole	WR	6-4	204	r-Fr.	SQ	Washington, Pa./McGuffey
87	Mike O'Laughlin	TE	6-5	252	r-Jr.	1vl	Glen Ellyn, Ill./Fenwick
88	Eli Archer	TE	6-4	235	Fr.	HS	Huntington, W.Va./Huntington
89	Graeson Malashevich	WR	5-9	180	r-So.	1vl	Ceredo, W.Va./Spring Valley
90	Akheem Mesidor	DL	6-2	272	So.	HS	Ottawa, Ontario/Clearwater Academy International (Fla.)
91	Sean Martin	DL	6-5	280	r-Fr.	HS	Bluefield, W.Va./Bluefield
94	Hammond Russell IV	DL	6-3	287	Fr.	HS	Dublin, Ohio/Dublin Coffman
95	Jordan Jefferson	DL	6-2	298	r-So.	1vl	Navarre, Fla./Navarre
96	Edward Vesterinen	DL	6-3	270	Fr.	HS	Helsinki, Finland/French Finnish School of Helsinki
97	Brayden Dudley	DL	6-2	242	Fr.	HS	Buford, Ga./Mill Creek
98	Leighton Bechdel	K/P	5-11	203	r-So.	SQ	Towson, Md./Towson
98	Cam Rice	DL	6-3	250	Fr.	HS	Morgantown, W.Va./Morgantown



2021 MOUNTAINEER 20-YARD PLAYS

Offense

80/TD.....	Brown rush (Virginia Tech)
67.....	Greene rush (TCU)
55.....	Esdale pass from Doege (Texas Tech)
53.....	James pass from Doege (Baylor)
45.....	Ford-Wheaton pass from Doege (Iowa State)
45.....	Mathis rush (Kansas)
44.....	Ryan pass from Doege (TCU)
44/TD.....	Brown rush (Kansas)
40.....	James pass from Doege (Texas Tech)
40.....	Wright pass from Doege (TCU)
39.....	James pass from Doege (Maryland)
39/TD.....	Ryan pass from Doege (LIU)
38.....	Ryan pass from Doege (Kansas)
35.....	Wright pass from Doege (Iowa State)
34.....	Ryan pass from Doege (Maryland)
32.....	Esdale pass from Doege (Virginia Tech)
32.....	James pass from Doege (Oklahoma State)
32.....	Prather pass from Doege (Kansas State)
31.....	Ford-Wheaton pass from Doege (Texas)
30.....	James pass from Doege (Virginia Tech)
29.....	Ryan pass from Doege (LIU)
29.....	Wright pass from Doege (LIU)
29/TD.....	Ford-Wheaton pass from Doege (Virginia Tech)
29.....	Esdale pass from Doege (Texas Tech)
28.....	Esdale pass from Greene (LIU)
28.....	Wright pass from Doege (Oklahoma)
27.....	Ford-Wheaton pass from Doege (LIU)
27.....	Ryan pass from Doege (TCU)
27.....	Ford-Wheaton pass from Doege (TCU)
26.....	Brown rush (Texas)
25.....	Greene rush (LIU)
25.....	Brown pass from Doege (Virginia Tech)
25.....	Wright pass from Doege (Baylor)
25.....	Wright pass from Greene (Baylor)
24.....	Esdale pass from Doege (Baylor)
24.....	Brown rush (TCU)
23/TD.....	Ford-Wheaton pass from Doege (Iowa State)
23.....	Brown rush (Kansas State)
23.....	Prather pass from Doege (Texas)
22.....	James pass from Doege (LIU)
22.....	Wright pass from Doege (Texas Tech)
22/TD.....	Wright pass from Doege (Iowa State)
21.....	Ford-Wheaton pass from Doege (LIU)
21.....	Wright pass from Doege (Texas Tech)
21.....	Prather pass from Doege (Kansas)
21.....	Brown rush (Kansas)
20.....	Wright pass from Doege (Maryland)
20/TD.....	Brown pass from Doege (Maryland)
20.....	Prather pass from Crowder (LIU)
20.....	Brown rush (Oklahoma)
20.....	Wright pass from Doege (Baylor)
20/TD.....	Ford-Wheaton pass from Doege (Iowa State)
20.....	Brown rush (Iowa State)
20.....	Brown rush (Kansas State)
20.....	Ford-Wheaton pass from Doege (Kansas State)
20/TD.....	James pass from Doege (Texas)
20.....	Wright pass from Doege (Texas)
20.....	Smith pass from Doege (Texas)

Defense

43.....	Porter interception return (TCU)
32.....	Woods Interception return (TCU)
28.....	Mahone interception return (Texas)

Special Teams

98.....	Wright kickoff return (Maryland)
90/TD.....	Wright kickoff return (LIU)
49/FG.....	Legg field goal (TCU)
48.....	Wright kickoff return (Maryland)
45/FG.....	Legg field goal (Texas)
44/FG.....	Legg field goal (LIU)
44/FG.....	Legg field goal (Virginia Tech)
39/FG.....	Legg field goal (Kansas State)
38/FG.....	Legg field goal (TCU)
38/FG.....	Legg field goal (Kansas)
37/FG.....	Legg field goal (Kansas)
36/FG.....	Legg field goal (Texas Tech)
31/FG.....	Legg field goal (Iowa State)
30/FG.....	Legg field goal (Oklahoma State)
29.....	Wright kickoff return (Maryland)
29/FG.....	Legg field goal (Baylor)
28/FG.....	Legg field goal (Texas Tech)
27.....	Wright kickoff return (Oklahoma)
27/FG.....	Legg field goal (Baylor)
27/FG.....	Legg field goal (TCU)
27.....	Esdale punt return (Iowa State)
26.....	Wright kickoff return (Kansas State)
25/FG.....	Legg field goal (Oklahoma)
23/FG.....	Legg field goal (Maryland)
23.....	Wright kickoff return (Baylor)
23.....	Wright kickoff return (TCU)
23.....	Wright kickoff return (Oklahoma State)
23.....	Malashevich kickoff return (Oklahoma State)
22.....	Wright kickoff return (Maryland)
21/FG.....	Legg field goal (Virginia Tech)
21/FG.....	Legg field goal (Oklahoma)
21.....	Wright kickoff return (Oklahoma State)
20.....	Wright kickoff return (Maryland)
20.....	Wright kickoff return (Oklahoma State)
20.....	Wright kickoff return (Oklahoma State)

2021 MOUNTAINEER OPPONENTS' 20-YARD PLAYS

Offense

75/TD	Thornton pass from Bohanon (Baylor)
70/TD	Hall rush (Iowa State)
68/TD	Milton pass from Purdy (Iowa State)
66/TD	Demus pass from Tagovailoa (Maryland)
60/TD	Jarrett pass from Tagovailoa (Maryland)
58	Estrada pass from Bohanon (Baylor)
53	Fleet-Davis rush (Maryland)
53	Hall rush (Iowa State)
52/TD	Worthy pass from Card (Texas)
49	Johnston pass from Duggan (TCU)
49/TD	Robinson rush (Texas)
46	Fouonji pass from Colombi (Texas Tech)
44	Thornton pass from Bohanon (Baylor)
43	Casey pass from Daniels (Kansas)
42	Geiger pass from Colombi (Texas Tech)
40	Grimm pass from Daniels (Kansas)
39	Delulis pass from Burmeister (Virginia Tech)
38	Gray pass from Rattler (Oklahoma)
38	Vaughn rush (Kansas State)
36	Grimm pass from Daniels (Kansas)
35	Demus pass from Tagovailoa (Maryland)
35	Woods pass from Rattler (Oklahoma)
35	Wheeler pass from Thompson (Kansas State)
31/TD	Smith rush (Baylor)
30	Ebner rush (Baylor)
29/TD	Holston pass from Burmeister (Virginia Tech)
29/TD	Sims pass from Bohanon (Baylor)
29	Johnston pass from Duggan (TCU)
28	Miller rush (TCU)
28	Bray pass from Sanders (Oklahoma State)
25	Robinson pass from Burmeister (Virginia Tech)
25	Burmeister rush (Virginia Tech)
24	Jarrett pass from Tagovailoa
23/TD	Robinson pass from Burmeister (Virginia Tech)
23	Barber pass from Duggan (TCU)
23	Purdy rush (Iowa State)
23	Brooks pass from Thompson (Kansas State)
22	Thornton pass from Bohanon (Baylor)
22	Evans pass from Duggan (TCU)
22	Purdy rush (Iowa State)
22	Ervin rush (Kansas State)
20	Blackshear pass from Burmeister (Virginia Tech)
20/TD	Blackshear rush (Virginia Tech)
20	Smith rush (Baylor)
20	Pesek-Hickson rush (Kansas)
20	Grimm pass from Daniels (Kansas)

Defense

28/TD	Potter interception return (Kansas)
24/TD	Hummel interception return (Iowa State)

Special Teams

100/TD	Davis kickoff return (TCU)
78	Blackshear kickoff return (Virginia Tech)
64	Knowles kickoff return (Kansas State)
63	Logan kickoff return (Kansas)
50/FG	Dicker field goal (Texas)
46/FG	Borcila field goal (Kansas)
45/FG	Petrino field goal (Maryland)
45/FG	Hankins field goal (Baylor)
37	Noel kickoff return (Iowa State)
35/FG	Brkic field goal (Oklahoma)
35/FG	Borcila field goal (Kansas)
34/FG	Mevis field goal (Iowa State)
34/FG	Brown field goal (Oklahoma State)
33/FG	Garibay field goal (Texas Tech)
32/FG	Garibay field goal (Texas Tech)
32/FG	Tennant field goal (Kansas State)
31	Mims kickoff return (Oklahoma)
30/FG	Brkic field goal (Oklahoma)
29/FG	Garibay field goal (Texas Tech)
28/FG	Brkic field goal (Oklahoma)
28	Jamison kickoff return (Texas)
27	Presley kickoff return (Oklahoma State)
26/FG	Petrino field goal (Maryland)
26	Jamison Kickoff return (Texas)
25	Paul kickoff return (LIU)
25/FG	Tennant field goal (Kansas State)
24/FG	Kell field goal (TCU)
23	Demus kickoff return (Maryland)
22	Williams kickoff return (Oklahoma)
21/FG	Petrino field goal (Maryland)
21	Blackshear kickoff return (Virginia Tech)
21	Townsend kickoff return (Texas Tech)
21	Townsend kickoff return (Texas Tech)
21	Lassiter punt return (Kansas)
20	Paul kickoff return (LIU)
20	Townsend kickoff return (Texas Tech)
20	Ebner kickoff return
20	Noel kickoff return (Iowa State)

2021 WEST VIRGINIA SCORING DRIVES

Opponent	Plays	Yds	Time	Result
Maryland	7	78	2:59	Brown 20 pass from Doege
Maryland	1	2	0:04	Brown 2 rush
Maryland	6	74	3:00	Brown 9 rush
Maryland	14	69	3:32	Legg 23 FG
Long Island	0	90	0:00	Wright 90 kickoff return
Long Island	14	80	5:09	Brown 1 rush
Long Island	6	54	2:07	Brown 2 rush
Long Island	13	69	5:12	Greene 3 rush
Long Island	11	56	3:46	James 18 pass for Doege
Long Island	7	53	0:32	Legg 44 FG
Long Island	3	49	1:18	Ryan 39 pass from Doege
Long Island	3	21	0:44	James 15 pass from Doege
Long Island	7	46	3:05	Greene 13 rush
Long Island	3	29	1:18	Sparrow 1 rush
Virginia Tech	2	80	0:18	Brown 80 rush
Virginia Tech	3	55	1:10	Ford-Wheaton 29 pass from Doege
Virginia Tech	6	56	1:55	James 16 pass from Doege
Virginia Tech	12	79	3:43	Legg 21 FG
Virginia Tech	12	48	6:38	Legg 44 FG
Oklahoma	17	75	9:07	Greene 2 rush
Oklahoma	9	41	2:16	Legg 25 FG
Oklahoma	11	68	5:59	Legg 21 FG
Texas Tech	7	75	3:01	Brown 4 rush
Texas Tech	9	46	3:43	Legg 36 FG
Texas Tech	6	86	2:58	Esdale 14 pass from Doege
Texas Tech	13	64	7:12	Legg 28 FG
Baylor	6	75	1:38	Ryan 12 pass from Doege
Baylor	11	66	3:30	Legg 29 FG
Baylor	12	78	5:43	Legg 27 FG
Baylor	12	85	5:48	Greene 13 rush
TCU	9	79	3:44	Legg 27 FG
TCU	15	94	7:47	Brown 5 rush
TCU	6	71	3:20	Legg 38 FG
TCU	6	65	2:26	Brown 1 rush
TCU	5	10	2:50	Legg 49 FG
TCU	3	15	1:19	Brown 3 rush
Iowa State	12	75	4:34	Brown 2 rush
Iowa State	9	75	4:11	Ford-wheaton 20 pass from Doege
Iowa State	8	31	3:59	Legg 31 FG
Iowa State	5	75	2:31	Ford-Wheaton 23 pass from Doege
Iowa State	12	75	6:17	Wright 22 pass from Doege
Iowa State	6	85	2:17	Brown 2 rush
Oklahoma State	11	64	5:33	Legg 30 FG
Kansas State	9	53	2:14	Legg 39 FG
Kansas State	10	68	4:08	Smith 13 pass from Doege
Kansas State	14	80	5:35	Wright pass from Doege
Texas	9	75	3:58	James 20 pass from Doege
Texas	11	80	5:05	Wright 14 pass from Doege
Texas	12	82	5:55	Brown 2 rush
Texas	9	75	5:11	Ryan 7 pass from Doege
Texas	14	47	5:22	Legg 45 FG
Kansas	6	84	2:50	Wright 14 pass from Doege
Kansas	14	75	7:05	Wright 14 pass from Doege
Kansas	6	59	1:23	James 7 pass from Doege
Kansas	9	75	3:58	Brown 44 rush
Kansas	9	30	4:11	Legg 38 FG
Kansas	9	60	4:38	Legg 37 FG

2021 WEST VIRGINIA OPPONENTS' SCORING DRIVES

Opponent	Plays	Yds	Time	Result
Maryland	9	47	3:14	Petrino FG
Maryland	3	80	0:50	Demus 66 pass from Tagovailoa
Maryland	8	70	3:03	Okonkwo 18 pass from Tagovailoa
Maryland	7	66	1:31	Petrino 21 FG
Maryland	14	58	5:53	Petrino 26 FG
Maryland	5	80	1:51	Jarrett 60 pass from Tagovailoa
Virginia Tech	11	75	6:00	Robinson 23 pass from Burmeister
Virginia Tech	9	76	4:20	Blachshear 20 rush
Virginia Tech	7	47	1:38	Holston 29 pass from Burmeister
Oklahoma	7	67	3:00	Stogner 5 pass from Rattler
Oklahoma	10	64	3:29	Brkic 28 FG
Oklahoma	16	62	8:11	Brkic 35 FG
Oklahoma	14	80	3:39	Brkic 30 FG
Texas Tech	10	58	4:27	Thompson 1 rush
Texas Tech	6	34	2:49	Thompson 1 rush
Texas Tech	12	59	1:57	Garibay 33 FG
Texas Tech	9	62	4:24	Garibay 29 FG
Texas Tech	8	70	4:13	Garibay 32 FG
Baylor	2	75	0:41	Thornton 75 pass from Bohanon
Baylor	8	75	3:19	Sims 10 pass from Bohanon
Baylor	5	48	2:09	Bohanon 1 rush
Baylor	5	86	1:48	Thornton 11 pass from Bohanon
Baylor	3	47	0:33	Sims 29 pass from Bohanon
Baylor	6	69	1:48	Smith 31 rush
Baylor	9	46	3:09	Hankins 45 FG
TCU	0	100	0:00	Davis 100 Kickoff return
TCU	9	74	3:48	Barber 5 pass from Duggan
TCU	9	73	2:34	Kell 24 FG
Iowa State	3	83	1:05	Hall 70 rush
Iowa State	1	68	0:11	Milton 68 pass from Purdy
Iowa State	7	41	1:00	Mevins 34 FG
Iowa State	0	24	0:00	Hummel 24 interception return
Iowa State	5	64	2:24	Purdy 1 rush
Oklahoma State	7	53	2:35	Martin 6 pass from Sanders
Oklahoma State	11	53	4:48	Brown 34 FG
Oklahoma State	4	26	1:43	Martin 12 pass from Sanders
Oklahoma State	4	45	1:40	Warren 13 rush
Kansas State	6	55	3:30	Ervin 2 rush
Kansas State	0	7	0:00	Martin 7 blocked punt return
Kansas State	5	18	2:05	Tennant 32 FG
Kansas State	8	33	4:31	Wheeler 4 pass from Thompson
Kansas State	8	63	4:22	Vaughn 4 rush
Kansas State	10	28	4:25	Tennant 25 FG
Texas	6	79	2:39	Robinson 49 rush
Texas	7	33	1:21	Dicker 50 FG
Texas	7	79	3:12	Worthy 52 pass from Doege
Texas	8	72	3:04	Johnson 6 rush
Kansas	8	47	3:37	Borcila 46 FG
Kansas	8	61	3:13	Borcila 35 FG
Kansas	5	65	2:41	Casey 8 pass from Daniels
Kansas	0	28	0:09	Potter 28 interception return
Kansas	5	68	1:02	Daniels 3 rush

TOP GAME PERFORMANCES ...

West Virginia

100-Yard Rushers

Date	Opponent	Player	Att.	Yards	Avg.	TD	Long
9/18	Virginia Tech	L. Brown	19	161	8.5	1	80
10/23	TCU	L. Brown	24	111	4.6	3	24
10/30	Iowa State	L. Brown	22	109	5.0	2	20
11/20	Texas	L. Brown	33	158	4.8	1	26
11/27	Kansas	L. Brown	19	156	8.2	1	44
11/27	Kansas	Mathis	22	118	5.4	0	45

100-Yard Receivers

Date	Opponent	Player	Rec.	Yards	Avg.	TD	Long
10/2	Texas Tech	Wright	9	106	11.7	0	22
10/2	Texas Tech	Esdale	6	113	18.8	1	55
10/30	Iowa State	Ford-Wheaton	6	106	17.6	2	45
10/30	Iowa State	Wright	6	100	16.6	1	35

300-Yard Passers

Date	Opponent	Player	Comp.	Att.	Yards	TD	Long
10/2	Texas Tech	Doege	25	33	318	1	55
10/30	Iowa State	Doege	30	46	370	3	45

10+Tackles

Date	Opponent	Player	Solo	Assist	Total	TFL	Sacks
9/4	Maryland	Mahone	9	2	11	0	0
9/4	Maryland	Chandler	7	3	10	0	0
9/18	Virginia Tech	Addae	8	2	10	1	1
9/25	Oklahoma	Chandler	4	8	12	0	0
9/25	Oklahoma	Mahone	4	6	10	1	0
10/2	Texas Tech	Mahone	7	3	10	0	0
10/23	TCU	Chandler	9	2	11	1	0
10/30	Iowa State	Chandler	9	3	12	1	1
11/20	Texas	Chandler	4	8	12	0.5	0.5

Opponents

100-Yard Rushers

Date	Opponent	Player	Att.	Yards	Avg.	TD	Long
9/4	Maryland	Fleet-Davis	18	123	6.8	0	53
10/30	Iowa State	Hall	24	167	7.0	1	70
11/13	Kansas State	Vaughn	25	121	4.8	1	38
11/20	Texas	Robinson	9	111	12.3	1	49

100-Yard Receivers

Date	Opponent	Player	Rec.	Yards	Avg.	TD	Long
9/4	Maryland	Demus	6	133	22.0	1	66
9/4	Maryland	Jarrett	6	122	20.0	1	60
10/9	Baylor	Thornton	8	187	23.3	2	75
10/23	TCU	Johnston	5	113	22.6	0	49
11/27	Kansas	Grimm	4	105	26.2	0	40

300-Yard Passers

Date	Opponent	Player	Comp.	Att.	Yards	TD	Long
9/4	Maryland	Tagovailoa	26	36	332	3	66
10/9	Baylor	Bohanon	18	29	336	4	75

10+Tackles

Date	Opponent	Player	Solo	Assist	Total	TFL	Sacks
9/18	Virginia Tech	Hollifield	8	2	10	1	1
10/2	Texas Tech	Schooler	9	6	15	1	1
10/23	TCU	Winters	9	3	12	0	0
11/27	Kansas	Logan	10	4	14	1	0
11/27	Kansas	Potter	6	4	10	2	0

Special Teams Tackles


Player	Total	UA/A	KO	P	MD	LIU	VT	OU	TTU	BU	TCU	ISU	OSU	KSU	TX	KS
Malachi Ruffin	7	6/1	5.5	1.5	0/0	1/0	1/0.5	0/0	2.5/0	0/0	0/0	0/0	0/0	1/1	0/0	0/0
Sean Mahone	5	3/2	4.5	0.5	1/0	0/0	0.5/0.5	0/1	0/0	0/0	0/0	0/0	0/0	0/0	2/0	0/0
Reese Smith	4.5	4/0.5	2	2.5	0/0	0/0	0/0.5	1/0	0/0	1/1	0/0	0/0	0/0	1/0	0/0	0/0
Deshawn Stevens	4	4/0	4	0	0/0	0/0	0/0	0/0	2/0	0/0	0/0	1/0	0/0	0/0	0/0	4/0
Lance Dixon	3.5	3/0.5	3.5	0	0/0	2/0	0.5/0	0/0	0/0	0/0	0/0	0/0	1/0	0/0	0/0	0/0
Jackie Matthews	2.5	2/0.5	2.5	0	0/0	1/0	0/0	0/0	0/0	0/0	0/0	1/0.5	0/0	0/0	0/0	0/0
Taurus Simmons	2.5	2/0.5	0.5	2	0/0	0/0	0/0	0/0	0.5/0	0/1	0/0	0/0	0/0	0/0	0/0	0/1
Davis Mallinger	2	2/0	2	0	0/0	0/0	0/0	0/0	0/0	1.0/0	0/0	0/0	0/0	0/0	0/0	2/0
Jared Bartlett	1.5	1/0.5	1.5	0	0/0	0/0	0/0	1.5/0	0/0	0/0	0/0	0/0	0/0	0/0	0/0	0/0
Josh Chandler-Semedo	1.5	1/0.5	0	1.5	0/0	0/0	0/1.5	0/0	0/0	0/0	0/0	0/0	0/0	0/0	0/0	0/0
Saint McLeod	1.5	0/0.5	1.5	0	0/0	0/0	0/0	0/0	0/0	0/0	0/0	0/0	0/0	0.5/0	0/0	1/0
Charles Woods	1.5	1/0.5	1.5	0	0/0	0/0	0/0	0/0.5	0/0	0/0	0/0	0/0	0/0	1/0	0/0	0/0
Aubrey Burks	1	1/0	1	0	0/0	1/0	0/0	0/0	0/0	0/0	0/0	0/0	0/0	0/0	0/0	0/0
Exree Loe	1	0.5/0.5	1	0	0/0	0/0	0/0	0/0	0/0	0/0	0/0	0.5/0	0/0	0.5/0	0/0	0/0
Kerry Martin	1	1/0	1	0	1/0	0/0	0/0	0/0	0/0	0/0	0/0	0/0	0/0	0/0	0/0	0/0
Darryl Porter Jr.	1	1/0	1	0	0/0	0/0	0/0	0/0	0/0	0/0	1/0	0/0	0/0	0/0	0/0	0/0
Kaden Prather	1	1/0	0	1	1/0	0/0	0/0	0/0	0/0	0/0	0/0	0/0	0/0	0/0	0/0	0/0
Scottie Young Jr.	1	1/0	1	0	0/0	0/0	0/0	0/0	0/0	0/0	0/0	1/0	0/0	0/0	0/0	0/0
Bryce Ford-Wheaton	0.5	0/0.5	0	0.5	0/0	0/0	0/0	0/0	0/0	0/0	0/0	0/0	0/0	0/0	0/0.5	0/0
Sam James	0.5	0/0.5	0	0.5	0/0	0/0	0/0	0/0	0/0	0/0	0/0	0/0	0/0	0/0	0/0.5	0/0

THE LAST TIME ...


By The Mountaineers ...

30 Rushing Attempts: 33 by Leddie Brown vs. Texas/Nov. 20, 2021
40 Rushing Attempts: 40 by Quincy Wilson vs. Rutgers/Oct. 11, 2003
100 Rushing Yards: 156 by Leddie Brown and 118 by Tony Mathis at Kansas/Nov. 27, 2021
200 Rushing Yards: 209 by Justin Crawford vs. Baylor/Dec. 3, 2016
300 Rushing Yards: 331 by Justin Crawford vs. Oklahoma/Nov. 19, 2016
75-Yard Run (no touchdown): 79 by Tevin Bush vs. Baylor/Oct. 25, 2018
75-Yard Touchdown Run: 80 by Leddie Brown vs. Virginia Tech/Sept. 18, 2021
50-Yard Run (no touchdown): 51 by Martell Pettaway vs. Syracuse/Dec. 28, 2018
50-Yard Touchdown Run: 80 by Leddie Brown vs. Virginia Tech/Sept. 18, 2021
2 Rushing Touchdowns: 2 by Leddie Brown vs. Iowa State/Oct. 30, 2021
2 Rushing Touchdowns in Back-to-Back Games: by Leddie Brown, 3 at TCU/Oct. 23, 2021 and 2 vs. Iowa State/Oct. 30, 2021
Two Players with 2 Rushing Touchdowns: 2 by Leddie Brown and 2 by Garrett Greene vs. LIU/Sept. 11, 2021
3 Rushing Touchdowns: 3 by Leddie Brown at TCU/Oct. 23, 2021
Double 100-Yard Rushers: 156 by Leddie Brown and 118 by Tony Mathis at Kansas/Nov. 27, 2021
Three 100-Yard Rushers: 129 by Skyler Howard, 115 by Wendell Smallwood and 108 by Rushel Shell at Kansas/Nov. 21, 2015
Double 200-Yard Rushers: by Pat White (220) and Steve Slaton (215) at Pitt/Nov. 16, 2006
Two 100-Yard Rushers and Two 100-Yard Receivers: 129 by Justin Crawford and 127 by Kennedy McKoy rushing and 7 catches for 104 yards by Daikiel Shorts and 4 catches for 102 yards by Shelton Gibson vs. Kansas/Nov. 5, 2016
30 Pass Completions: 30 by Jarret Doege vs. Iowa State/Oct. 31, 2021
20 Pass Completions: 27 by Jarret Doege vs. Texas/Nov. 20, 2021
Consecutive Completions: 21 by Geno Smith vs. Kansas/Dec. 1, 2012
60 Pass Attempts: 65 by Geno Smith vs. LSU/Sept. 24, 2011
50 Pass Attempts: 50 by Jarret Doege at Texas/Nov. 7, 2020
40 Pass Attempts: 43 by Jarret Doege vs. Texas/Nov. 20, 2021
35 Pass Attempts: 43 by Jarret Doege vs. Texas/Nov. 20, 2021
30 Pass Attempts: 43 by Jarret Doege vs. Texas/Nov. 20, 2021
3 Touchdown Passes: 3 by Jarret Doege at Kansas/Nov. 27, 2021
4 Touchdown Passes: 4 by Will Grier vs. Oklahoma/Nov. 23, 2018
5 Touchdown Passes: 5 by Will Grier vs. Kansas State/Sept. 22, 2018
6 Touchdown Passes: 8 by Geno Smith vs. Baylor/Sept. 29, 2012
300 Yards Passing: 370 by Jarret Doege vs. Iowa State/Oct. 30, 2021
400 Yards Passing: 539 by Will Grier vs. Oklahoma/Nov. 23, 2018
500 Yards Passing: 539 by Will Grier vs. Oklahoma/Nov. 23, 2018
600 Yards Passing: 656 by Geno Smith vs. Baylor/Sept. 29, 2012
100 Yards Rushing and Passing: by Skyler Howard (129/133) at Kansas/Nov. 21, 2015
200 Yards Rushing and Passing: by Pat White (220/204) at Pitt/Nov. 16, 2006
100 Yards Rushing and Receiving: by Steve Slaton (215/130) at Pitt/Nov. 16, 2006
300 Yards Total Offense: 321 by Jarret Doege vs. Texas Tech/Oct. 2, 2021
400 Yards Total Offense: 517 by Will Grier vs. Oklahoma/Nov. 23, 2018
500 Yards Total Offense: 517 by Will Grier vs. Oklahoma/Nov. 23, 2018
600 Yards Total Offense: 687 by Geno Smith vs. Baylor/Sept. 29, 2012
15 Receptions: 16 by Kevin White at Texas/Nov. 8, 2014
10 Receptions: 14 by Sam James vs. Texas Tech/Nov. 9, 2019
9 Receptions: 9 by Winston Wright Jr. at Texas Tech/Oct. 24, 2020
4 Touchdown Receptions: 4 by Stedman Bailey vs. Oklahoma/Nov. 17, 2012
3 Touchdown Receptions: 3 by David Sills V vs. Kansas State/Sept. 22, 2018
2 Touchdown Receptions: 2 by Bryce Ford-Wheaton vs. Iowa State/Oct. 30, 2021
Two Players with 2 Touchdown Receptions: 2 by Gary Jennings and 2 by David Sills V vs. Oklahoma/Nov. 23, 2018
Double 100-Yard Receivers: 106 by Bryce Ford-Wheaton and 100 by Winston Wright Jr. vs. Iowa State/Oct. 30, 2021
Three 100-Yard Receivers: 303 by Stedman Bailey, 215 by Tavon Austin and 114 by J.D. Woods vs. Baylor/Sept. 29, 2012
100 Yards Receiving: 106 by Bryce Ford-Wheaton and 100 by Winston Wright Jr. vs. Iowa State/Oct. 30, 2021
150 Yards Receiving: 155 by Sam James vs. NC State/Sept. 14, 2019
200 Yards Receiving: 225 by Gary Jennings vs. Oklahoma/Nov. 23, 2018
75-Yard Touchdown Reception: 83 by George Campbell from Austin Kendall at Baylor/Oct. 31, 2019
50-Yard Touchdown Reception: 70 by Winston Wright Jr. from Jarret Doege at Oklahoma State/Sept. 26, 2020
50-Yard Reception (no touchdown): 53 by Sam James from Jarret Doege at Baylor/Oct. 9, 2021
Rushing and Receiving Touchdown: by Leddie Brown vs. Kansas/Oct. 17, 2020
2 Rushing and 2 Receiving Touchdowns: by Steve Slaton at Pitt/Nov. 16, 2006
2 Rushing and 2 Passing Touchdowns: by Will Grier at Kansas/Sept. 23, 2017
Kickoff Return For Touchdown: 90 yards by Winston Wright Jr. vs. LIU/Sept. 11, 2021
Recovered an Onside Kick: Casey Legg kicked the ball 17 yards, recovered by Alonzo Addae vs. Army/Dec. 31, 2020

GRAESON MALASHEVICH



JARED BARTLETT



THE LAST TIME ...

Returned Opening Kick for a Touchdown: 90 yards by Winston Wright Jr. vs. LIU/Sept. 11, 2021

Punt Return For Touchdown: 76 yards by Tavon Austin vs. TCU/Nov. 3, 2012

Punt Blocked and Returned For Touchdown: 1 yard by Thandi Smith (blocked, picked up and returned) at Rutgers/Oct. 8, 2005

Punt Blocked: by Logan Thimons vs. NC State/Sept. 14, 2019

Punt Blocked For Touchdown: Blocked by Osman Kamara and recovered by Marvin Gross vs. Oklahoma State/Oct. 28, 2017

Punt Blocked For Safety: by Jarrod Harper at Maryland/Sept. 13, 2014

Interception Return For Touchdown: 18 yards by Dylan Tonkery vs. Kansas State/Oct. 31, 2020

Interception Return For Touchdown by a Defensive Lineman: 19 yards by Keilen Dykes at Syracuse/Oct. 6, 2007

Two Interceptions Returned for Touchdown: by Shawn Hackett (41) and Grant Wiley (22) vs. Boston College/Sept. 2, 2000

50-Yard Field Goal: 51 by Casey Legg at Kansas State/Nov. 16, 2019

Field Goal Blocked: by Dante Stills vs. Baylor/Oct. 3, 2020

Field Goal Blocked and Returned for Touchdown: 72 yards by Derrek Pitts Jr. (blocked by Kenny Bigelow Jr.) at Iowa State/Oct. 13, 2018

Missed an Extra Point: by Evan Staley vs. Syracuse/Dec. 28, 2018

Two Interceptions in a Game: 2 by Josh Chandler-Semedo at Kansas/Nov. 27, 2021

Three Interceptions in a Game: 3 by Karl Joseph vs. Georgia Southern/Sept. 5, 2015

Three Interceptions in a Quarter: 3 by Karl Joseph vs. Georgia Southern/Sept. 5, 2015

Four Interceptions in a Game: 4 by Mike Slater vs. Kentucky/Nov. 1, 1969

Intercepted Fumble Returned For Touchdown: no instance yet found

Fumble Returned For Touchdown: 42 yards by Jared Barber vs. Texas/Nov. 14, 2014

Fumble Recovered For Touchdown: 0 yards by Karl Joseph at Baylor/Oct. 4, 2013

Two-Point Conversion By Rush: Reese Smith vs. Army/Dec. 31, 2020

Two-Point Conversion By Pass: Trevon Wesco from Kennedy McKoy vs. Utah/Dec. 26, 2017

Defensive Extra Point: Matt Taffoni interception return at Pitt/Oct. 15, 1994

Extra Point Blocked: by Rick Sherrod at Maryland/Sept. 29, 2001

Team Gained 300 Yards Rushing: 329 vs. Eastern Kentucky/Sept. 12, 2020

Team Gained 400 Yards Rushing: 426 at Kansas/Nov. 21, 2015

Team Gained 500 Yards Rushing: 517 vs. Connecticut/Nov. 24, 2007

Team Failed To Gain 100 Yards Rushing: 77 at Kansas State/Nov. 13, 2021

Team Failed To Gain 50 Yards Rushing: 17 vs. Oklahoma State/Nov. 6, 2021

Team Gained 300 Yards Passing: 370 vs. Iowa State/Oct. 30, 2021

Team Gained 400 Yards Passing: 498 vs. Texas Tech/Nov. 9, 2019

Team Gained 500 Yards Passing: 539 vs. Oklahoma/Nov. 23, 2018

Team Failed To Gain 100 Yards Passing: 62 vs. Maryland/Sept. 21, 2012

Team Gained 500 Yards Total Offense: 542 vs. LIU/Sept. 11, 2021

Team Gained 600 Yards Total Offense: 624 vs. Eastern Kentucky/Sept. 12, 2020

Team Gained 700 Yards Total Offense: 704 vs. Oklahoma/Nov. 23, 2018

Team Gained 800 Yards Total Offense: 807 vs. Baylor/Sept. 29, 2012

Team Gained 400 Yards Total Offense in the First Half: 435 vs. Baylor/Oct. 25, 2018

Team Gained 400 Yards Total Offense in the Second Half: 523 vs. Oklahoma/Nov. 17, 2012

Team Failed To Gain 200 Yards Total Offense: 133 vs. Oklahoma State/Nov. 6, 2021

Drive of 99 Yards: 99 yards on 15 plays in first quarter against TCU/Nov. 14, 2020

Team Failed To Get A First Down: no instance yet found

Team Failed To Get A Rushing First Down: vs. Texas Western/Nov. 25, 1950

Team Failed To Get A Passing First Down: vs. South Carolina/Dec. 30, 1969

Team Failed To Get a Third Down Conversion: vs. Syracuse (0/10)/Dec. 29, 2012

Team Had Six Turnovers: two interceptions, four fumbles vs. Maryland/Sept. 21, 2013

Team Had Five Turnovers: four interceptions, one fumble vs. Oklahoma State/Oct. 28, 2017

Successful Fake Punt: 8-yard rush by Winston Wright at Texas Tech/Oct. 24, 2020

Scored 70+ Points: 70 vs. Baylor/Sept. 29, 2012

Scored 60+ Points: 66 vs. LIU/Sept. 11, 2021

Scored 50+ Points: 66 vs. LIU/Sept. 11, 2021

Scored 40+ Points: 66 vs. LIU/Sept. 11, 2021

Scored 30+ Points: 34 at Kansas/Nov. 27, 2021

Scored 40+ Points in a Half: 42 in the 1st half vs. Eastern Kentucky/Sept. 12, 2020

Scored 30+ Points in a Half: 38 in the 1st half vs. LIU/Sept. 11, 2021

Scored 0 Points in a Half: 0 in the 2nd half vs. Oklahoma State/Nov. 6, 2021

Scored 0 Points in a Half at Home: 0 in the 2nd half vs. Oklahoma State/Nov. 6, 2021

Scored 30+ Points in a Quarter: 31 in the 2nd quarter vs. Baylor/Oct. 25, 2018

Shutout Recorded: 66-0 vs. LIU/Sept. 11, 2021

Forced Four Turnovers in a Game: four (two interceptions, two fumbles) at Oklahoma State/Nov. 17, 2018

Forced Five Turnovers in a Game: five vs. Texas/Nov. 14, 2015

Forced Six Turnovers in a Game: six vs. Maryland/Sept. 26, 2015

Forced Eight Turnovers in a Game: eight vs. Rutgers/Nov. 3, 2001

TAJUH ALSTON



SEAN MARTIN



THE LAST TIME ...

Safety Scored: Dante Stills sacked Mike Collins of TCU in the end zone/Nov. 10, 2018
Two Safeties Scored: at Syracuse/Sept. 25, 2000
Played An Overtime Game: W/27-21 (2OT) vs. Baylor/Oct. 3, 2020
Played Back-to-Back Overtime Games: L 47-40 (1OT) vs. Texas/Nov. 9, 2013;
 W 30-27 (1OT) at TCU/Nov. 2, 2013
Won Game Without An Offensive TD: at Syracuse/Sept. 5, 2005
Won Game Without a Rushing TD: vs. Army/Dec. 31, 2020

Versus West Virginia ...

30 Rushing Attempts: 36 by J.D. King of Oklahoma State/Oct. 28, 2017
100 Rushing Yards: 111 by Keilan Robinson of Texas /Nov. 20, 2021
200 Rushing Yards: 291 by Khalil Herbert of Kansas/Sept. 23, 2017
75-Yard Run: 75 by C.J. Brown of Maryland/Sept. 13, 2014
50-Yard Touchdown Run: 70 by Breece Hall of Iowa State/Oct. 30, 2021
50-Yard Non-Touchdown Run: 54 by Bijan Robinson of Texas/Nov. 7, 2020
3 Rushing Touchdowns: 3 by Tyhier Tyler of Army/Dec. 31, 2020
4 Rushing Touchdowns: 4 by Rodney Anderson of Oklahoma/Nov. 25, 2017
2 Players Rushing for 100 Yards: 103 by LD Brown and 101 by Chuba Hubbard of Oklahoma State /Sept. 26, 2020
20 Pass Completions: 22 by Jalon Daniels of Kansas/Nov. 27, 2021
30 Pass Completions: 30 by Taylor Cornelius of Oklahoma State/Nov. 17, 2018
50 Pass Attempts: 51 by Drew Lock of Missouri/Sept. 3, 2016
40 Pass Attempts: 48 by Matthew McKay of NC State/Sept. 14, 2019
30 Pass Attempts: 32 by Jalon Daniels of Kansas/Nov. 27, 2021
3 Touchdown Passes: 4 by Gerry Bohanon of Baylor/Oct. 9, 2021
4 Touchdown Passes: 4 by Gerry Bohanon of Baylor/Oct. 9, 2021
5 Touchdown Passes: 5 by Taylor Cornelius of Oklahoma State/Nov. 17, 2018
300 Yards Passing: 336 by Gerry Bohanon of Baylor/Oct. 9, 2021
400 Yards Passing: 418 by Mike Bercovici of Arizona State/Jan. 2, 2016
500 Yards Passing: 554 by Landry Jones of Oklahoma/Nov. 17, 2012
100 Yards Rushing & 300 Yards Passing: by Kyler Murray (114/364) of Oklahoma /Nov. 23, 2018
100 Yards Rushing & 200 Yards Passing: by Kyler Murray (114/364) of Oklahoma /Nov. 23, 2018
100 Yards Rushing & 100 Yards Passing: by Kyler Murray (114/364) of Oklahoma /Nov. 23, 2018
300 Yards Total Offense: 335 by Taulia Tagovailoa of Maryland/Sept. 4, 2021
400 Yards Total Offense: 478 by Kyler Murray of Oklahoma/Nov. 23, 2018
500 Yards Total Offense: 540 by Seth Russell of Baylor/Oct. 17, 2015
10 Receptions: 10 by Emeka Emezie of NC State/Sept. 14, 2019
2 Touchdown Receptions: 2 by Tay Martin of Oklahoma State/Nov. 6, 2021
3 Touchdown Receptions: 3 by Corey Coleman of Baylor/Oct. 17, 2015
4 Touchdown Receptions: 4 by Kenny Stills of Oklahoma/Nov. 17, 2012
100 Yards Receiving: 105 by Luke Grimm of Kansas/Nov. 27, 2021
150 Yards Receiving: 243 by Marquise Brown of Oklahoma/Nov. 23, 2018
200 Yards Receiving: 243 by Marquise Brown of Oklahoma/Nov. 23, 2018
Double 100-Yard Receivers: 133 by Dontay Demus and 122 by Rakim Jarrett of Maryland /Sept. 4, 2021
50-Yard Touchdown Reception: 68 Tarique Milton of Iowa State/Oct. 30, 2021
75-Yard Touchdown Reception: 75 by Tyquan Thornton of Baylor/Oct. 9, 2021
50-Yard Reception (no touchdown): 52 by Emari Demercado of TCU/Nov. 14, 2020
Rushing and Receiving Touchdown: 1 rushing & 1 receiving by Tre Watson of Texas /Nov. 3, 2018
Passing and Receiving Touchdown: by Kenny Hill of TCU/Oct. 7, 2017
Passing and Rushing Touchdown: 1 passing and 1 rushing by Jalon Daniels of Kansas/Nov. 27, 2021
Passing, Receiving and Rushing Touchdown: by Kenny Hill of TCU/Oct. 7, 2017
Kickoff Return For Touchdown: 100 yards by Derius Davis of TCU/Oct. 23, 2021
Opening Kickoff Return for Touchdown: 100 yards by Derius Davis of TCU/Oct. 23, 2021
Recovered an Onside Kick: Jay Sedwick kicked the ball 16 yards, recovered by Chance Waz of Baylor/Oct. 21, 2017

JORDAN JEFFERSON



KADEN PRATHER



THE LAST TIME ...

- Punt Return For Touchdown:** 70 yards by Jalen Reagor of TCU/Nov. 29, 2019
- 2 Players Return Punts For Touchdown:** by DeJuan Tribble (41) and Will Blackmon (71) of Boston College/Nov. 13, 2004
- Punt Blocked:** blocked by Logan Carter of Oklahoma State/Nov. 17, 2018
- Punt Blocked/Recovered in End Zone For Touchdown:** blocked by Brayden Willis and recovered in end zone by Austin Stogner of Oklahoma/Oct. 19, 2019
- Punt Blocked/Returned For Touchdown:** blocked by Marcus Gildersleeve and returned 17 yards by Ricky Hall of Virginia Tech/Oct. 31, 1998
- Interception Return For Touchdown:** 24 yards by Jake Hummel of Iowa State/Oct. 30, 2021
- 50-Yard Field Goal:** 51 by Drake Thomas of NC State/Sept. 14, 2019
- Field Goal Blocked:** by Bravvion Roy of Baylor/Oct. 31, 2019
- Blocked Field Goal Returned For Touchdown:** 82 yards by Andrew Johnson of Louisville/Nov. 5, 2011
- Intercepted Fumble Returned For Touchdown:** 75 yards by Tim Quense of Pitt/Oct. 1, 1983
- Fumble Recovered/Returned For Touchdown:** 56 yards by Zech McPhearson of Texas Tech/Sept. 26, 2020
- Two-Point Conversion By Rush:** by Davin Meggett of Maryland/Sept. 17, 2011
- Two-Point Conversion By Pass:** by Earl Bostick Jr. of Kansas/Nov. 27, 2021
- Defensive Extra Point:** Tim White of Arizona State returned a blocked extra point 98 yards for a two-point conversion/Jan. 2, 2016
- Extra Point Blocked:** by Ochaun Mathis of TCU/Oct. 23, 2021
- Punt Blocked For Safety:** by Chris Nofoaiga of Idaho/Oct. 7, 2000
- Team Gained 400 Yards Rushing:** 468 by Baylor/Oct. 4, 2013
- Team Gained 300 Yards Rushing:** 304 by Oklahoma/Nov. 23, 2018
- Team Gained 200 Yards Rushing:** 239 by Iowa State/Oct. 30, 2021
- Team Failed To Gain 100 Yards Rushing:** 87 by Kansas/Nov. 27, 2021
- Team Finished With Negative Rushing Yards:** Minus-7 by TCU/Nov. 3, 2018
- Team Gained 300 Yards Passing:** 354 by Baylor/Oct. 9, 2021
- Team Gained 400 Yards Passing:** 418 by Arizona State/Jan. 2, 2016
- Team Failed To Gain 100 Yards Passing:** 60 by LIU/Sept. 11, 2021
- Team Failed To Gain 50 Yards Passing:** 29 by Georgia Southern/Sept. 5, 2015
- Team Gained 500 Yards Total Offense:** 552 by Baylor/Oct. 9, 2021
- Team Gained 600 Yards Total Offense:** 668 by Oklahoma/Nov. 23, 2018
- Team Gained 700 Yards Total Offense:** 872 by Baylor/Oct. 5, 2013
- Team Gained 800 Yards Total Offense:** 872 by Baylor/Oct. 5, 2013
- Team Failed To Gain 250 Yards Total Offense:** 95 by LIU/Sept. 11, 2021
- Team Failed To Gain 200 Yards Total Offense:** 95 by LIU/Sept. 11, 2021
- Team Failed To Gain 100 Yards Total Offense:** 95 by LIU/Sept. 11, 2021
- Team Finished with 35 or more First Downs:** 35 by Oklahoma State/Nov. 17, 2018
- Team Finished with 30 or more First Downs:** 35 by Oklahoma State/Nov. 17, 2018
- Team Failed To Get A First Down:** no instance yet found
- Team Failed To Get A Rushing First Down:** by Western Michigan/Sept. 7, 1996
- Team Failed To Get A Passing First Down:** by Pitt/Oct. 10, 1981
- Successful Fake Punt:** by NC State/Sept. 14, 2019
- Team Scored 70+ Points:** 73 by Baylor/Oct. 5, 2013
- Team Scored 60+ Points:** 62 by Baylor/Oct. 17, 2015
- Team Scored 50+ Points:** 52 by Oklahoma/Oct. 19, 2019
- Team Scored 40+ Points:** 45 by Baylor/Oct. 9, 2021
- Team Scored 30+ Points:** 34 by Kansas State/Nov. 13, 2021
- Shutout Recorded:** 37-0 by Maryland/Sept. 21, 2013
- Safety Scored:** When WVU's Yodny Cajuste was called for holding in the end zone at Iowa State/Oct. 13, 2018
- Two Safeties Scored:** When WVU's Geno Smith was tackled in the end zone by Syracuse's Cameron Lynch and Siriki Diabate, and when Smith was called for intentional grounding when he was being tackled by Brandon Sharpe/Dec. 29, 2012

JAMES GMITER



SAINT MCLEOD





DEFENSIVE/SPECIAL TEAMS TOUCHDOWNS SINCE 2000

2021
Winston Wright Jr. 90 kickoff return vs. LIU

2020
Dylan Tonkery 18 interception return vs. Kansas State

2019
Winston Wright Jr. 95 kickoff return at Baylor
Tykee Smith 19 interception return vs. Iowa State

2018
Derrek Pitts Jr. 72 blocked field goal return at Iowa State
Keith Washington Jr. 51 interception return at Texas Tech

2017
Kenny Robinson 94 interception return vs. Texas
Kenny Robinson 39 interception return vs. Oklahoma State
Marvin Gross Jr. 0 blocked punt return vs. Oklahoma State
Mike Daniels Jr. 25 interception return at Kansas

2016
Rasul Douglas 54 interception return vs. BYU

2015
Terrell Chestnut 32 interception return at Kansas
Jared Barber 42 fumble return vs. Texas
Shelton Gibson 100 kickoff return at Baylor

2014
KJ Dillon 35 interception return vs. Texas A&M
Terrell Chestnut 35 fumble recovery vs. TCU
Dravon Henry 52 interception return at Oklahoma State
Mario Alford 94 kickoff return vs. Kansas
Mario Alford 100 kickoff return vs. Alabama

2013
Karl Joseph 38 fumble return vs. Iowa State
Karl Joseph 0 fumble return at Baylor
Darwin Cook 32 interception return at Baylor
Ishmael Banks 58 interception return vs. Oklahoma State

2012
Tavon Austin 76 punt return vs. TCU
Tavon Austin 100 kickoff return vs. Kansas State
Doug Rigg 51 fumble return vs. Maryland
Isaiah Bruce 43 fumble return vs. Marshall

2011
Darwin Cook 99 fumble return vs. Clemson
Pat Miller 52 interception return at USF
Tavon Austin 90 kickoff return at USF
Julian Miller 0 fumble recovery at Cincinnati
Terence Garvin 37 interception return at Maryland
Tavon Austin 100 kickoff return vs. Marshall

2009
Sidney Glover 24 interception return at Rutgers
Tavon Austin 98 kickoff return vs. UConn

2008
Morty Ivy 29 interception return vs. Villanova

2007
Reed Williams 0 fumble recovery vs. UConn
Eric Wicks 44 fumble return vs. Louisville
Keilen Dykes 19 interception return vs. Syracuse

2006
Vaughn Rivers 50 punt return vs. Mississippi State
Darius Reynaud 96 kickoff return vs. Maryland

2005
Jamilie Addae 40 interception return vs. Pitt
Thandi Smith 1 punt return vs. Rutgers
Antonio Lewis 77 punt return vs. East Carolina
Eric Wicks 31 interception return vs. Syracuse

2004
Mike Lorello 21 interception return vs. Connecticut
Eric Wicks 34 interception return vs. Virginia Tech
Adam Lehnortt 21 fumble return vs. James Madison
Adam Jones 76 punt return vs. East Carolina

2003
Lance Frazier 64 punt return vs. Temple
Adam Jones 47 fumble return vs. Temple
Adam Jones 49 interception return vs. Boston College
Adam Jones 87 kickoff return vs. Boston College
Joe Hunter 0 blocked punt return vs. UCF

2002
Arthur Harrison 0 fumble recovery vs. East Carolina
Angel Estrada 43 interception return vs. Rutgers

2001
Shawn Terry 100 kickoff return vs. Maryland
Shawn Hackett 10 fumble return vs. Rutgers
Shawn Hackett 50 interception return vs. Rutgers

2000
Grant Wiley 22 interception return vs. Boston College
Shawn Hackett 41 interception return vs. Boston College
Grant Wiley 15 interception return vs. Idaho
Ben Meighan 36 fumble return vs. Virginia Tech
Shawn Terry 100 kickoff return vs. Syracuse
Richard Bryant 49 interception return vs. Rutgers
Jason Davis 0 fumble return vs. East Carolina
Shawn Terry 89 kickoff return vs. Pitt
Lance Frazier 32 interception return vs. Pitt
Shawn Terry 99 kickoff return vs. Ole Miss

2021 Home and Away

Rushing	Att-Yds-Avg	Avg/Gm
Home (4-2).....	220-769-3.5.....	128.2
Away (2-4).....	205-769-3.8.....	128.2
Passing	Comp-Att-Yds-TD-Int	Avg/Gm
Home (4-2).....	135-209-1,654-12-4.....	275.7
Away (2-4).....	137-207-1,429-7-7.....	238.2
Total Offense	Rush-Pass-Total	Avg/Gm
Home (4-2).....	769-1,654-2,423.....	403.8
Away (2-4).....	769-1,429-2,198.....	366.3
Rush Defense	Att-Yds-Avg	Avg/Gm
Home (4-2).....	196-763-3.9.....	127.2
Away (2-4).....	205-789-3.8.....	131.5
Pass Defense	Comp-Att-Yds-TD-Int	Avg/Gm
Home (4-2).....	104-175-1,068-6-3.....	178.0
Away (2-4).....	124-180-1,573-11-5.....	262.2
Total Defense	Rush-Pass-Total	Avg/Gm
Home (4-2).....	763-1,068-1,831.....	305.2
Away (2-4).....	789-1,573-2,362.....	393.7



300 or More Yards Passing (since 2012)

656	Baylor (2012)	70-63/W
539	Oklahoma (2018)	59-56/L
532	Arizona State (2015)	43-42/W
511	Maryland (2014)	40-37/W
498	Texas Tech (2019)	17-38/L
448	James Madison (2012)	42-12/W
429	vs. Tennessee (2018)	40-14/W
407	Kansas (2012)	59-10/W
403	East Carolina (2017)	56-20/W
401	Oklahoma State (2012)	55-34/L
389	Youngstown State (2016)	38-21/W
376	Oklahoma (2014)	45-33/L
375	at Baylor (2017)	38-36/W
372	at Kansas State (2017)	28-23/W
371	TCU (2018)	47-10/W
	vs. Virginia Tech (2017)	31-24/L
370	Iowa State (2021)	38-31/W
370	at Texas Tech (2018)	42-34/W
367	Texas (2019)	42-31/L
366	at TCU (2017)	31-24/L
365	vs. Alabama (2014)	33-23/L
364	at Oklahoma State (2018)	45-41/L
359	Georgia Southern (2015)	44-0/W
	Georgia State (2013)	41-7/W
356	Kansas State (2018)	35-6/W
	Iowa State (2013)	52-44/L
355	Towson (2014)	54-0/W
353	Baylor (2018)	58-14/W
352	Texas Tech (2017)	46-35/W
347	at Texas Tech (2020)	34-27/L
347	at Kansas (2017)	56-34/W
346	at Texas (2018)	42-41/W
	vs. Texas A&M (2014)	45-37/L
344	LIU (2021)	66-0/W
341	at Iowa State (2016)	49-19/W
338	Maryland (2012)	31-21/W
334	Delaware State (2017)	59-16/W
332	Kansas (2018)	38-22/W
	Youngstown State (2018)	52-17/W
	vs. BYU (2016)	35-32/W
330	Texas Tech (2021)	23-20/L
324	Marshall (2012)	69-34/W
322	Baylor (2014)	41-27/W
320	Oklahoma State (2013)	30-21/W
	Oklahoma (2012)	50-49/L
318	Kansas (2020)	38-17/W
317	Texas (2020)	17-13/L
301	Texas (2021)	31-23/W
301	Kansas State (2020)	37-10/W

Pronunciation Guide

FIRST NAMES

Deshawn (Stevens)	duh-shawn
Exree (Loe)	x-REE
Graeson (Malashevich)	gray-son
Ja' Corey (Hammett)	juh-core-E
Jairo (Faverus)	Jai-Eh-roe
Ja'Quay (Hubbard)	juh-KWAY
La nell (Carr)	luh-nell
Leddie (Brown)	Led-E
Malachi (Ruffin)	Mal-uh-kigh
Naim (Muhammad)	Ny-eem
Nicktroy (Fortune)	Nick-Troy
Quamaezius (Mosby)	Qua-may-Z-us
Taijeh (Alston)	taj
Taurus (Simmons)	Tar-us
Tomas (Rimac)	Toe-moss
Trey lan (Davis)	tray-lin

LAST NAMES

Addae (Alonzo)	uh-die
Ambrosino (Derek)	Amb-roe-cino
Bechdel (Leighton)	beck-dull
Cavallaro (Matt)	Cav-uh-larro
Chandler-Semdo (Josh)	sem-mead-O
Doege (Jarret)	day-ghee
Faverus (Jairo)	Fahv-russ
Gmiter (James)	guh-midder
Mahone (Sean)	muh-hone
Malashevich (Graeson)	Mal-uh-shev-ich
Milum (Wyatt)	my-lum
Muhammad (Naim)	muh-hamm-id
O'Laughlin (Mike)	O'-loff-lin
Prather (Kaden)	pray-ther
Rimac (Tomas)	ree-mack
Vesterinen (Edward)	vest-ur-en-in
Wikstrom (Victor)	wick-stru

Online Pronunciation Guide

A pronunciation guide provided by TheNameEngine.com also can be found at WVUsports.com on the football roster page. To hear a pronunciation of these names, click on the ear icon beside the name and a correct pronunciation will be provided.

MOUNTAINEER TOP RUSHING MARKS


1. 569	Washington & Lee	November 10, 1923
2. 536	East Carolina	September 28, 2002
3. 517	Connecticut	November 24, 2007
4. 478	East Carolina	September 4, 2004
5. 457	Syracuse	October 14, 2006
6. 458	Oklahoma	November 17, 2012
7. 451	Pitt	November 24, 2005
8. 446	Syracuse	October 30, 1993
	Rutgers	November 3, 2001
10. 437	Pitt	November 16, 2006
11. 427	Cincinnati	October 17, 1987
12. 426	Kansas	November 21, 2015
13. 397	East Carolina	September 22, 2007
14. 394	Eastern Washington	September 9, 2006
15. 382	Georgia	January 2, 2006
16. 379	East Carolina	November 7, 1992
17. 378	Pitt	September 29, 1990
18. 376	West Virginia Wesleyan	October 1, 1938
	Louisville	November 22, 2008

MOUNTAINEER TOP PASSING MARKS

1. 656	Baylor	September 29, 2012
2. 539	Oklahoma	November 23, 2018
3. 532	Arizona State	January 2, 2016
4. 511	Maryland	September 13, 2014
5. 498	Texas Tech	November 9, 2019
6. 469	UConn	October 8, 2011
7. 463	LSU	September 24, 2011
8. 452	Missouri	December 26, 1998
9. 448	James Madison	September 15, 2012
10. 431	Norfolk State	September 10, 2011
11. 429	Tennessee	September 1, 2018
12. 416	Pitt	September 28, 1968
13. 410	Louisville	November 5, 2011
14. 409	Pitt	November 27, 1998
15. 407	Kansas	December 1, 2012
	Clemson	January 4, 2012
17. 403	East Carolina	September 9, 2017
18. 401	Oklahoma State	November 10, 2012
19. 396	Baylor	October 25, 2018
	396 Pitt	October 15, 1994
21. 390	Purdue	September 2, 1995
22. 389	Youngstown State	September 10, 2016
23. 388	Maryland	September 17, 2011
24. 380	Miami	October 24, 1998
25. 376	Oklahoma	September 20, 2014
26. 372	Cincinnati	November 12, 2011
27. 371	TCU	November 10, 2018
	371 Rutgers	November 9, 1996
	371 Virginia Tech	September 3, 2017

MOUNTAINEER TOP TOTAL OFFENSE

1. 807	Baylor	September 29, 2012
2. 778	Oklahoma	November 17, 2012
3. 704	Oklahoma	November 23, 2018
4. 694	Maryland	September 13, 2014
5. 676	Arizona State	January 2, 2016
6. 674	Washington & Lee	November 10, 1923
7. 655	Marshall	September 1, 2012
8. 654	Syracuse	October 30, 1993
9. 650	Texas Tech	October 15, 2016
10. 647	Kansas	December 1, 2012
11. 643	Bowling Green	October 1, 2011
12. 641	Pitt	October 2, 1965
	641 Pitt	November 16, 2006
14. 635	Kansas	September 23, 2017
15. 630	Kansas	November 21, 2015
16. 627	Rutgers	November 3, 2001
17. 625	Youngstown State	September 8, 2018
18. 624	Youngstown State	September 10, 2016
	624 Connecticut	November 24, 2007
20. 623	Pitt	November 27, 1999
21. 621	East Carolina	September 4, 2004



RB, 6-0, 216, Sr.
Neumann-Goretti
 Philadelphia, Pa.

4 **LEDDIE**
BROWN

- Will not play in the Guaranteed Rate Bowl
- Played in 43 career games, including 25 starts
- All-Big 12 Fourth Team (Phil Steele)
- All-Big 12 Honorable Mention (Coaches)
- Registered 12 career 100-yard games
- Finished with nine career multi-touchdown performances
- Recorded back-to-back 1,000-yard seasons, the 12th player to accomplish the feat in WVU history
- Sits at No. 6 in Mountaineer history with 2,888 career rushing yards
- Also ranks No. 6 in program history in rushes (620), No. 7 in rushing touchdowns (27) and No. 9 in total touchdowns (32)
- His 13 rushing touchdowns in 2021 are tied for No. 10 in single-season school history
- Sits at No. 26 in the nation and No. 4 in the conference in total touchdowns (14)
- Also ranks No. 24 in the nation and No. 3 in the Big 12 in rushing touchdowns (13)
- Eclipsed 1,000 yards on the season with a 19-carry, 156-yard performance at Kansas; also found the end zone on a 44-yard rush
- WVU Offensive Player of the Week: Texas
- Carried the ball a career-high 33 times against Texas, totaling 158 yards and a touchdown
- His 33 carries vs. the Longhorns were the most by a Mountaineer since Steve Slaton on Sept. 2, 2006, against Marshall (33)
- Finished with 85 yards on the ground and 33 receiving yards at Kansas State; matched season high with five catches
- Scored twice and finished with 109 rushing yards against Iowa State; added a season-best five catches on the day
- WVU Offensive Player of the Week: TCU
- Found the end zone three times in a 24-carry, 111-yard performance at TCU
- Finished with 44 rushing yards on 12 carries at Baylor
- Totaled 57 rushing yards with a touchdown against Texas Tech; also caught four passes for 31 yards
- Led the team with 56 rushing yards at Oklahoma
- WVU Offensive Player of the Week: Virginia Tech
- Totaled 161 yards on the ground against Virginia Tech, including an 80-yard touchdown run
- Also eclipsed 2,000 career rushing yards in Virginia Tech game
- Found the end zone twice against LIU, his seventh career multi-TD game
- Opened the season with a three-touchdown performance at Maryland, including two on the ground; finished with 116 all-purpose yards (73 rushing, 43 receiving)

2021 Game-By-Game

Opponent	Att.	Yds.	Avg.	TDs	Long	Rec	Yds	TDs
Maryland	17	73	4.3	2	14	4	43	1
LIU	15	31	2.1	2	9	2	14	0
Virginia Tech	19	161	8.5	1	80	3	35	0
Oklahoma	15	56	3.7	0	20	2	-4	0
Texas Tech	17	57	3.4	1	7	4	31	0
Baylor	12	44	3.7	0	5	2	8	0
TCU	24	111	4.6	3	24	1	3	0
Iowa St.	22	109	5.0	2	20	5	25	0
Oklahoma St.	10	24	2.4	0	15	2	10	0
Kansas St.	20	85	4.2	0	23	5	33	0
Texas	33	158	4.8	1	26	3	4	0
Kansas	19	156	8.2	1	44	3	15	0
Minnesota								
Totals	223	1,065	4.8	13	80	36	217	1

Brown's Rushing Statistics

Year	Games	Att.	Yards	Avg.	TD	Long
2021	12	223	1,065	4.8	13	80
2020	10	199	1,010	5.1	9	87
2019	10	107	367	3.4	1	30
2018	11	91	446	4.9	4	47
Totals	43	620	2,888	4.7	27	87

Brown's Receiving Statistics

Year	Games	No.	Yards	Avg.	TD	Long
2021	12	36	217	6.0	1	25
2020	10	31	202	6.5	2	15
2019	10	17	145	8.5	1	21
2018	11	2	40	20.0	1	25
Totals	43	86	604	7.0	5	25



WR, 6-3, 220, r-Jr.
Holly Springs
 Fuquay-Varina, N.C.

0 **BRYCE**
FORD-WHEATON

- Has played in 33 career games, including 19 starts
- All-Big 12 Fourth Team (Phil Steele)
- All-Big 12 Honorable Mention (Coaches)
- Missed Kansas game due to lower-leg injury
- Has recorded two career 100-yard receiving performances
- Had three catches for 58 yards with a long of 31 against Texas
- Had a team-high 67 yards on five catches at Kansas State
- Big day against Iowa State included six catches for a career-high 106 yards and two touchdowns
- Led team with six catches at TCU, totaling 65 yards
- Had four catches for 45 yards at Baylor
- Caught eight passes for 93 yards at Oklahoma; his eight grabs tied a career high
- Lone catch against Virginia Tech was a 29-yard touchdown
- Finished with three catches for 54 yards against LIU, including a long of 27
- Began season with three catches for 43 yards at Maryland, with a long of 19
- First player in WVU history to wear No. 0

2021 Game-By-Game

Opponent	No.	Yards	Avg.	TDs	Long
Maryland	3	43	14.3	0	19
LIU	3	54	18.0	0	27
Virginia Tech	1	29	29.0	1	29
Oklahoma	8	93	11.6	0	16
Texas Tech	0	0	0	0	0
Baylor	4	45	11.3	0	15
TCU	6	65	10.8	0	27
Iowa St.	6	106	17.7	2	45
Oklahoma St.	1	0	0.0	0	0
Kansas St.	5	67	13.4	0	20
Texas	3	58	19.3	0	31
Kansas			DNP		
Minnesota					
Totals	40	560	14.0	3	45

Ford-Wheaton's Receiving Statistics

Year	Games	No.	Yards	Avg.	TD	Long
2021	11	40	560	14.0	3	45
2020	9	27	416	15.4	3	58
2019	11	12	201	16.8	2	50
2018	2	0	0	0	0	0
Totals	33	79	1,177	14.9	8	58



QB, 6-2, 208, r-Sr.
Bowling Green
Lubbock, Texas

2 **JARRET**
DOEGE

- Has played in 26 career games at WVU, including 25 starts
- Has thrown multiple touchdown passes in 12 games as a Mountaineer
- Has recorded seven career 300-yard passing performances at West Virginia
- Ranks No. 3 in WVU history in career completions (572)
- Also ranks No. 5 in program history in passing yards (6,313) and No. 10 in passing touchdowns (40)
- His 254 completions in 2021 rank No. 6 in single-season program history, while his 2,908 yards sit at No. 9
- Sits No. 2 in the Big 12 in passing yards (2,908); also No. 2 in the league in passing yards per game (242.3)
- Also ranks No. 24 nationally and No. 2 in the Big 12 in completions per game (21.17)
- Tossed three touchdown passes at Kansas; finished 16-for-21 for 170 yards
- Big 12 Offensive Player of the Week: Texas
- Tallied three touchdown passes against Texas; finished the day 27-of-43 with 290 yards
- Completed 27 passes for 268 yards and two scores at Kansas State
- WVU Offensive Player of the Week: Iowa State
- Tossed for 370 yards against Iowa State, the most in his WVU career; finished 30-for-46 with three touchdowns on the day
- Eclipsed 2,000 passing yards on the year against ISU
- Completed 21-of-28 passes for 257 yards at TCU
- Went 20-for-31 at Baylor, tallying 237 yards and a touchdown
- Threw for 318 yards and a touchdown against Texas Tech
- Completed 20-of-29 passes at Oklahoma
- Finished with 193 yards through the air with two touchdowns against Virginia Tech
- Threw three touchdown passes against LIU; finished the day with 259 yards through the air
- Completed 24-of-40 passes for 277 yards and a touchdown in season opener at Maryland

2021 Game-By-Game

Opponent	Comp.	Att.	Int.	Pct.	Yards	TDs	Long
Maryland	24	40	2	.600	277	1	39
LIU	14	22	0	.636	259	3	39
Virginia Tech	15	26	1	.577	193	2	32
Oklahoma	20	29	1	.690	160	0	28
Texas Tech	25	33	0	.758	318	1	55
Baylor	20	31	1	.645	237	1	53
TCU	21	28	0	.750	257	0	44
Iowa St.	30	46	2	.652	370	3	45
Oklahoma St.	15	22	1	.682	109	0	32
Kansas St.	27	45	2	.600	268	2	32
Texas	27	43	0	.628	290	3	31
Kansas	16	21	1	.762	170	3	38
Minnesota							
Totals	254	386	11	.658	2,908	19	55

Doege's Passing Statistics

Year	Games	C/A	Pct.	Yards	TD	Int.	Long
2021	12	254/386	.658	2,908	19	11	55
2020	10	239/374	.639	2,587	14	4	70
2019	4	79/120	.658	818	7	3	50
Totals	26	572/880	.650	6,313	40	18	70



QB, 5-10, 193, r-Fr.
Chiles
Tallahassee, Fla.

6 **GARRETT**
GREENE

- Has played in 12 career games
- Tallied a career-long, 67-yard rush at TCU
- Finished with 10 attempts for 55 yards and a score on the ground at Baylor; also completed 4-of-6 passes
- Ran for 34 yards on five attempts and completed one pass against Texas Tech
- Scored on a 2-yard touchdown run at Oklahoma
- Tallied 28 rushing yards against Virginia Tech
- Made season debut against LIU, rushing for a team-high 98 yards on 14 attempts
- Also completed 4-of-7 passes for 57 yards against the Sharks

2021 Game-By-Game

Opponent	Comp.	Att.	Int.	Pct.	Yards	TDs	Long
Maryland				DNP			
LIU	4	7	0	.571	57	0	28
Virginia Tech	0	1	0	.000	0	0	0
Oklahoma	3	4	0	.750	19	0	10
Texas Tech	1	2	0	.500	12	0	12
Baylor	4	6	0	.667	35	0	25
TCU	1	1	0	1.000	1	0	1
Iowa St.	0	1	0	.000	0	0	0
Oklahoma St.	1	2	0	.500	7	0	7
Kansas St.				DNP			
Texas	1	1	0	1.000	11	0	11
Kansas	1	1	0	1.000	5	0	5
Minnesota							
Totals	16	26	0	.615	147	0	28

Greene's Rushing Statistics

Year	Games	Att.	Yards	Avg.	TD	Long
2021	10	48	297	6.2	4	67
2020	2	6	40	6.7	0	13
Totals	12	54	337	6.2	4	67

Greene's Passing Statistics

Year	Games	C/A	Pct.	Yards	TD	Int.	Long
2021	10	16/26	.615	147	0	0	28
2020	2	3/4	.750	24	0	0	11
Totals	12	19/30	.633	171	0	0	28



WR, 6-0, 183, r-Jr.
Richmond Hill
Richmond Hill, Ga.

13 SAM
JAMES

- Has played in 37 career games, including 19 starts
- Tied for No. 7 in the Big 12 in receiving touchdowns (5)
- Found the end zone for a 7-yard score at Kansas
- Had five catches for 64 yards and a score against Texas
- Led team with five catches for 46 yards against Oklahoma State; long of the day went for 32 yards
- WVU Special Teams Player of the Week: Iowa State
- Totaled 70 yards on five catches at Baylor, including a career-long 53 yarder
- Caught a 40-yard pass against Texas Tech, one of his two grabs on the day
- Hauled in five passes at Oklahoma
- Found the end zone for the third time in two games against Virginia Tech; finished with two grabs for 46 yards
- WVU Offensive Player of the Week: LIU
- Big day against LIU included three catches and a pair of touchdowns, totaling 55 yards
- Finished with five catches for 65 yards at Maryland, including a 39-yarder - WVU's longest pass play of the day
- Also eclipsed 1,000 career receiving yards against the Terrapins

2021 Game-By-Game

Opponent	No.	Yards	Avg.	TDs	Long
Maryland	5	65	13.0	0	39
LIU	3	55	18.3	2	22
Virginia Tech	2	46	23.0	1	30
Oklahoma	5	21	4.2	0	10
Texas Tech	2	45	22.5	0	40
Baylor	5	70	14.0	0	53
TCU	1	6	6.0	0	6
Iowa St.	2	19	9.5	0	10
Oklahoma St.	5	46	9.2	0	32
Kansas St.	2	16	8.0	0	9
Texas	5	64	12.8	1	20
Kansas	2	12	6.0	1	7
Minnesota					
Totals	39	465	11.9	5	53

James' Receiving Statistics

Year	Games	No.	Yards	Avg.	TD	Long
2021	12	39	465	11.9	5	53
2020	9	31	300	9.7	2	32
2019	12	69	677	9.8	2	51
2018	4	2	2	1.0	0	4
Totals	37	141	1,444	10.2	9	53



RB, 5-11, 205, r-So.
Cedartown
Orlando, Fla.

24 TONY
MATHIS JR.

- Has played in 19 career games
- WVU Offensive Player of the Week: Kansas
- Broke out for a career-high 118 yards on 22 carries at Kansas
- Also recorded his first catch of the season against the Jayhawks
- Carried the ball 12 times for 48 yards against TCU
- Made season debut against LIU, rushing for 20 yards on seven carries

2021 Game-By-Game

Opponent	Att.	Yds	Avg.	TDs	Long	Rec	Yds	TDs
Maryland								
LIU	7	20	2.9	0	8	0	0	0
Virginia Tech	2	5	2.5	0	4	0	0	0
Oklahoma	0	0	0	0	0	0	0	0
Texas Tech								
Baylor	0	0	0	0	0	0	0	0
TCU	12	48	4.0	0	10	0	0	0
Iowa St.	5	14	2.8	0	14	0	0	0
Oklahoma St.	5	25	5.0	0	10	0	0	0
Kansas St.	1	3	3.0	0	3	0	0	0
Texas	5	23	4.6	0	6	0	0	0
Kansas	22	118	5.4	0	45	2	5	0
Minnesota								
Totals	59	256	4.3	0	45	2	5	0

Mathis Jr.'s Rushing Statistics

Year	Games	Att.	Yards	Avg.	TD	Long
2021	10	59	256	4.3	0	45
2020	6	18	55	3.1	1	8
2019	3	4	14	3.5	0	8
Totals	19	81	325	4.0	1	45

Mathis Jr.'s Receiving Statistics

Year	Games	No.	Yards	Avg.	TD	Long
2021	10	2	5	2.5	0	5
2020	6	0	0	0	0	0
2019	3	3	16	5.3	1	9
Totals	19	5	21	4.2	1	9



WR, 6-4, 210, Fr.
Northwest
Montgomery Village, Md.

3 KADEN
PRAATHER

- Has played in 10 career games, including four starts
- Totaled four catches for 48 yards against Texas
- Tallied a career-high 60 yards on four catches at Kansas State
- Earned his first career start at Baylor
- Caught his first career pass against LIU

2021 Game-By-Game

Opponent	No.	Yards	Avg.	TDs	Long
Maryland	0	0	0	0	0
LIU	2	33	16.5	0	20
Virginia Tech					
Oklahoma	0	0	0	0	0
Texas Tech					
Baylor	0	0	0	0	0
TCU	0	0	0	0	0
Iowa St.	1	13	13.0	0	13
Oklahoma St.	0	0	0	0	0
Kansas St.	4	60	15.0	0	32
Texas	4	48	12.0	0	23
Kansas	1	21	21.0	0	21
Minnesota					
Totals	12	175	14.6	0	32

Prather's Receiving Statistics

Year	Games	No.	Yards	Avg.	TD	Long
2021	10	12	175	14.6	0	32



WR, 6-3, 198, Jr.
Temple
Brooklyn, N.Y.

10 SEAN
RYAN


- Has played in 29 career games, including 20 starts
- Led team with five catches for 87 yards at Kansas
- Caught a 7-yard touchdown pass against Texas, his third of the year
- Totaled three catches for 39 yards at Kansas State
- Made four catches for 81 yards at TCU, including a career long, 44-yard grab
- Caught a 12-yard touchdown at Baylor
- Scored his first Mountaineer touchdown against LIU; finished the day with three catches for 77 yards, including a long of 39
- Hauled in three catches for 48 yards in the season opener at Maryland, including a long of 34

2021 Game-By-Game

Opponent	No.	Yards	Avg.	TDs	Long
Maryland	3	48	16.0	0	34
LIU	3	77	25.7	1	39
Virginia Tech	2	23	11.5	0	18
Oklahoma	0	0	0	0	0
Texas Tech	0	0	0	0	0
Baylor	1	12	12.0	1	12
TCU	4	81	20.3	0	44
Iowa St.	1	12	12.0	0	12
Oklahoma St.	0	0	0	0	0
Kansas St.	3	39	13.0	0	17
Texas	2	13	6.5	1	7
Kansas	5	87	17.4	0	38
Minnesota					
Totals	24	392	16.3	3	44

Ryan's Receiving Statistics

Year	Games	No.	Yards	Avg.	TD	Long
2021	12	24	392	16.3	3	44
2020	9	25	264	10.6	0	26
2019	8	19	219	11.5	0	39
Totals	29	68	875	12.9	3	44



WR, 5-10, 180, Jr.
Memorial Day School
Savannah, Ga.

1 WINSTON
WRIGHT JR.

- Has played in 32 career games, including 15 starts
- All-Big 12 Second Team (PFF College, Phil Steele)
- All-Big 12 Honorable Mention (Coaches)
- Has recorded four career 100-yard receiving performances
- Ranks No. 5 in the Big 12 in receptions per game (5.0)
- Also ranks No. 7 in the league in receiving yards (672) and receiving touchdowns (5), as well as No. 8 in receiving yards per game (56.0)
- Found the end zone twice at Kansas on a three-catch, 29-yard night
- Paced WVU with six catches for 67 yards and a touchdown against Texas
- Led team with six catches for 33 yards and a touchdown at Kansas State
- Caught six passes for 100 yards and a touchdown against Iowa State, his second 100-yard performance of the year
- Hauled in four passes for 59 yards at TCU, including a long of 40
- Led team with six catches for 86 yards at Baylor
- Big day against Texas Tech featured season bests in catches (9) and receiving yards (106)
- Recorded seven catches for 65 yards at Oklahoma
- Totaled three catches for 59 yards against LIU
- Tallied a team-high six catches for 42 yards at Maryland
- Paul Hornung Award Watch List

2021 Game-By-Game

Opponent	No.	Yards	Avg.	TDs	Long
Maryland	6	42	7.0	0	20
LIU	3	59	19.7	0	29
Virginia Tech	1	6	6.0	0	6
Oklahoma	7	65	9.3	0	28
Texas Tech	9	106	11.8	0	22
Baylor	6	86	14.3	0	25
TCU	4	59	14.8	0	40
Iowa St.	6	100	16.7	1	35
Oklahoma St.	3	20	6.7	0	14
Kansas St.	6	33	5.5	1	16
Texas	6	67	11.2	1	20
Kansas	3	29	9.7	2	14
Minnesota					
Totals	60	672	11.2	5	40

Wright Jr.'s Receiving Statistics

Year	Games	No.	Yards	Avg.	TD	Long
2021	12	60	672	11.2	5	40
2020	10	47	553	11.8	2	70
2019	10	19	97	5.1	0	16
Totals	32	126	1,322	10.5	7	70



S, 5-10, 190, r-Sr.
New Hampshire
Pickering, Ontario

4 ALONZO
ADDAE

- Has played in and started in 22 career games at WVU
- All-Big 12 Honorable Mention (Coaches)
- Had five tackles - all solos - at Kansas, his fifth straight performance of five tackles or more
- Finished with five stops against Texas
- Tied for the team lead in tackles (8) at Kansas State
- Tallied six tackles against Oklahoma State, including five solos
- Had six tackles to go along with his first career fumble recovery against Iowa State
- Finished with five tackles - all solos - at Baylor
- Made eight total tackles against Texas Tech, including the 100th of his Mountaineer career
- Totaled nine tackles at Oklahoma
- Lott IMPACT Trophy National Defensive Player of the Week (Sept. 21)
- Totaled 10 tackles against Virginia Tech, including his first career sack
- Had four solo tackles, including a TFL, against LIU
- Finished with three tackles, including a TFL, in the season opener at Maryland

2021 Game-By-Game

Opponent	UT/AT/TT	TFL	Sacks	FF	FR	Int	PBU
Maryland	2/1/3	1/1	0	0	0	0	1
LIU	4/0/4	1/1	0	0	0	0	1
Virginia Tech	4/6/10	1/6	1/6	0	0	0	0
Oklahoma	2/7/9	0	0	0	0	0	0
Texas Tech	6/2/8	0	0	0	0	0	1
Baylor	5/0/5	0	0	0	0	0	0
TCU	0/0/0	0	0	0	0	0	0
Iowa St.	3/3/6	0.5/1	0	0	1	0	0
Oklahoma St.	5/1/6	0	0	0	0	0	0
Kansas St.	6/2/8	1/1	0	0	0	0	0
Texas	2/3/5	0	0	0	0	0	0
Kansas	5/0/5	0	0	0	0	0	0
Minnesota							
Totals	44/25/69	4.5/10	1/6	0	1	0	3

Addae's Defensive Statistics

Year	GP	T/A/TT	TFL	Sacks	INT	PB	FF	FR
2021	12	44/25/69	4.5/10	1/6	0	3	0	1
2020	10	38/28/66	0.5/1	0	2/22	5	1	0
Totals	22	82/53/135	5/11	1/6	2/22	8	1	1



DL, 6-4, 245, r-Jr.
Copiah-Lincoln CC
Lumberton, N.C.

12 TAIJH
ALSTON

- Has played in 15 career games, including 11 starts
- Mayo Clinic Comeback Player of the Year Semifinalist
- Had three tackles against Texas
- Registered his fifth sack of the year at Kansas State
- Had three tackles against Oklahoma State and assisted on a tackle for loss
- One of his two tackles against Iowa State was for a loss
- Recorded three tackles at TCU
- Had five tackles against Texas Tech, including 2.5 behind the line for TFLs
- Finished with a pair of sacks at Oklahoma, a career high
- Tallied 1.5 sacks against Virginia Tech to go along with four total tackles
- Earned his first career start at Maryland
- Opened season with five tackles, including a TFL, against the Terrapins

2021 Game-By-Game

Opponent	UT/AT/TT	TFL	Sacks	FF	FR	Int	PBU
Maryland	3/2/5	1/5	0	0	0	0	0
LIU	0/1/1	0	0	0	0	0	0
Virginia Tech	2/2/4	1.5/14	1.5/14	0	0	0	0
Oklahoma	3/1/4	2/7	2/7	0	0	0	0
Texas Tech	2/3/5	2.5/13	0.5/4	0	0	0	0
Baylor	0/0/0	0	0	0	0	0	0
TCU	3/0/3	0	0	0	0	0	0
Iowa St.	2/0/2	1/5	0	0	0	0	0
Oklahoma St.	1/2/3	0.5/0	0	0	0	0	0
Kansas St.	1/1/2	1/1	1/1	0	0	0	0
Texas	1/2/3	0.5/1	0	0	0	0	0
Kansas	2/0/2	0	0	0	0	0	0
Minnesota							
Totals	20/14/34	10/46	5/26	0	0	0	0

Alston's Defensive Statistics

Year	GP	T/A/TT	TFL	Sacks	INT	PB	FF	FR
2021	12	20/14/34	10/46	5/26	0	0	0	0
2020	1	1/0/1	1/1	0	0	0	1	0
2019	2	1/0/1	1/7	1/7	0	0	0	0
Totals	15	22/14/36	12/54	6/33	0	0	1	0



Bandit, 6-2, 225, r-So.
Collins Hill (Ga.)
Miami, Fla.

10 JARED
BARTLETT

- Has played in 26 career games, including four starts
- Assisted on a sack at Kansas
- Helped on a TFL as part of a three-tackle day at Kansas State
- Had five tackles at TCU - all solos - with a TFL
- Totaled five tackles at Oklahoma
- Big 12 Defensive Player of the Week (Sept. 20)
- WVU Defensive Player of the Week: Virginia Tech
- Registered a three-sack performance against Virginia Tech; also recorded a forced fumble and a fumble recovery

2021 Game-By-Game

Opponent	UT/AT/TT	TFL	Sacks	FF	FR	Int	PBU
Maryland	0/1/1	0	0	0	0	0	0
LIU	0/1/1	0	0	0	0	0	0
Virginia Tech	3/2/5	3/19	3/19	1	1	0	0
Oklahoma	2/3/5	0.5/0	0	0	0	0	0
Texas Tech	0/2/2	0	0	0	0	0	0
Baylor	0/2/2	0	0	0	0	0	0
TCU	5/0/5	1/5	0	0	0	0	0
Iowa St.	0/1/1	0	0	0	0	0	0
Oklahoma St.	1/1/2	0	0	0	0	0	0
Kansas St.	1/2/3	0.5/1	0	0	0	0	0
Texas	1/0/1	0	0	0	0	0	0
Kansas	1/1/2	0.5/6	0.5/6	0	0	0	0
Minnesota							
Totals	14/16/30	5.5/31	3.5/25	1	1	0	0

Bartlett's Defensive Statistics

Year	GP	T/A/TT	TFL	Sacks	INT	PB	FF	FR
2021	12	14/16/30	5.5/31	3.5/25	0	0	1	1
2020	10	11/8/19	5.5/29	3.5/22	0	1	1	0
2019	4	5/4/9	0	0	0	0	0	0
Totals	26	30/28/58	11/60	7/47	0	1	2	1



LB, 5-11, 226, Sr.
Canton McKinley
Canton, Ohio

7 JOSH
CHANDLER-SEMEDO

- Has played in 43 career games, including 30 starts
- All-Big 12 Third Team (Phil Steele)
- All-Big 12 Honorable Mention (Coaches)
- Has eight career 10-plus tackle performances, including five this season
- Ranks No. 32 nationally and No. 3 in the Big 12 in total tackles (8.7)
- Also ranks No. 17 nationally and No. 3 in the league in solo tackles (5.3)
- WVU's active leader in career tackles (254)
- WVU Defensive Player of the Week: Kansas
- Massive night at Kansas included eight solo tackles, a TFL, forced fumble and two interceptions
- Tallied his 100th tackle of the season against the Jayhawks
- Registered 12 tackles against Texas, which tied his season high
- Finished with three tackles at Kansas State, including a shared TFL
- Registered a team-high nine tackles against Oklahoma State
- WVU Defensive Player of the Week: Iowa State
- Had another 10-plus tackle game against Iowa State, finishing with 12 on the day, including his first career sack
- Finished with 11 tackles at TCU, including one for a loss
- Also tallied his 200th career tackle against the Horned Frogs
- Led team with six tackles at Baylor to go along with a pair of pass breakups
- Totaled eight tackles against Texas Tech, including his first TFL of the year
- Team leader in tackles at Oklahoma, with 12
- Finished with eight tackles against Virginia Tech, including a forced fumble
- Tallied five total tackles against LIU
- Opened the season with 10 tackles at Maryland

2021 Game-By-Game

Opponent	UT/AT/TT	TFL	Sacks	FF	FR	Int	PBU
Maryland	7/3/10	0	0	0	0	0	1
LIU	2/3/5	0	0	0	0	0	0
Virginia Tech	5/3/8	0	0	1	0	0	0
Oklahoma	4/8/12	0	0	0	0	0	0
Texas Tech	4/4/8	1/3	0	0	0	0	0
Baylor	5/1/6	0.5/0	0	0	0	0	2
TCU	9/2/11	1/5	0	0	0	0	0
Iowa St.	9/3/12	1/10	1/10	0	0	0	0
Oklahoma St.	5/4/9	0	0	0	0	0	0
Kansas St.	2/1/3	0.5/0	0	0	0	0	0
Texas	4/8/12	0.5/1	0.5/1	0	0	0	0
Kansas	8/0/8	1/1	0	1	0	2/0	0
Minnesota							
Totals	64/40/104	5.5/20	1.5/11	2	0	2/0	3

Chandler-Semedo's Defensive Statistics

Year	GP	T/A/TT	TFL	Sacks	INT	PB	FF	FR
2021	12	64/40/104	5.5/20	1.5/11	2/0	3	2	0
2020	9	32/32/64	4/7	0	1/1	1	1	0
2019	10	40/32/72	3.5/10	0	0	2	0	1
2018	12	9/5/14	0.5/1	0	0	0	0	1



LB, 6-2, 210, r-So.
Penn State
Oak Park, Mich.

5 LANCE
DIXON

- Has played in nine career games at WVU, including three starts
- Added three solo tackles against Oklahoma State
- Finished with four tackles against Iowa State
- Had three tackles at Baylor and TCU
- Made a season-best six tackles at Oklahoma
- Had three tackles against Virginia Tech, including an assist on a tackle for loss
- Earned his first start as a Mountaineer against LIU, finishing with a pair of tackles
- Made his WVU debut at Maryland
- Transferred from Penn State in summer 2021

2021 Game-By-Game

Opponent	UT/AT/TT	TFL	Sacks	FF	FR	Int	PBU
Maryland	1/0/1	0	0	0	0	0	0
LIU	2/0/2	0	0	0	0	0	0
Virginia Tech	0/3/3	0.5/0	0	0	0	0	0
Oklahoma	2/4/6	0.5/1	0	0	0	0	0
Texas Tech	0/0/0	0	0	0	0	0	0
Baylor	3/0/3	0	0	0	0	0	0
TCU	3/0/3	0	0	0	0	0	0
Iowa St.	2/2/4	0	0	0	0	0	0
Oklahoma St.	3/0/3	0	0	0	0	0	0
Kansas St.			DNP				
Texas			DNP				
Kansas			DNP				
Minnesota							
Totals	16/9/25	1/1	0	0	0	0	0

Dixon's Defensive Statistics

Year	GP	T/A/TT	TFL	Sacks	INT	PB	FF	FR
2021	9	16/9/25	1/1	0	0	0	0	0



DL, 6-2, 298, r-So.
Navarre
Navarre, Fla.

95 JORDAN
JEFFERSON

- Has played in 29 career games, including four starts
- All-Big 12 Third Team (PFF College)
- Logged a season-best four tackles at Kansas State, including two TFLs
- Notched a pass breakup at TCU
- Lone tackle at Baylor was a TFL
- Helped on three tackles against Virginia Tech; also credited with half a sack

2021 Game-By-Game

Opponent	UT/AT/TT	TFL	Sacks	FF	FR	Int	PBU
Maryland	0/1/1	0.5/1	0	0	0	0	0
LIU	0/0/0	0	0	0	0	0	0
Virginia Tech	0/3/3	0.5/3	0.5/3	0	0	0	0
Oklahoma	0/1/1	0	0	0	0	0	0
Texas Tech	0/0/0	0	0	0	0	0	0
Baylor	1/0/1	1/1	0	0	0	0	0
TCU	1/0/1	0	0	0	0	0	1
Iowa St.	0/2/2	0	0	0	0	0	0
Oklahoma St.	1/0/1	0	0	0	0	0	0
Kansas St.	3/1/4	2/4	0	0	0	0	0
Texas	1/1/2	0	0	0	0	0	0
Kansas	0/0/0	0	0	0	0	0	0
Minnesota							
Totals	7/9/16	4/9	0.5/3	0	0	0	1

Jefferson's Defensive Statistics

Year	GP	T/A/TT	TFL	Sacks	INT	PB	FF	FR
2021	12	7/9/16	4/9	0.5/3	0	1	0	0
2020	6	0/1/1	0	0	0	0	0	0
2019	11	3/2/5	1/1	0	0	1	0	0
Totals	29	10/12/22	5/10	0.5/3	0	2	0	0



S, 6-0, 200, r-Sr.
Lakota West
Liberty Township, Ohio

29 SEAN
MAHONE

- Has played in a team-high 54 career games, most in program history, including 34 starts
- William Campbell Trophy Finalist (Academic Heisman)
- National Football Foundation Scholar Athlete Team
- All-Big 12 Third Team (Phil Steele)
- All-Big 12 Honorable Mention (Coaches)
- Sits No. 2 on the team with 220 career tackles
- Has four career 10-plus tackle performances, including three this season
- Made six tackles at Kansas, including an assist on a sack
- WVU Defensive Player of the Week: Texas
- Snatched his second interception of the season against Texas to go along with six tackles
- Notched four tackles at Kansas State
- Registered six tackles, including the 200th of his career, against Oklahoma State; also shared a TFL
- Had six tackles and a pass breakup against Iowa State
- Made four tackles at TCU to go along with a forced fumble
- Has now forced a fumble in three consecutive seasons
- Tallied five tackles - all solos - at Baylor
- Earned second straight 10-tackle game against Texas Tech; also intercepted a pass
- Totaled 10 tackles, including a TFL, at Oklahoma
- Finished with seven tackles against Virginia Tech, including two TFLs
- Led team with 11 tackles in season opener at Maryland, including nine solos
- William V. Campbell Trophy Finalist
- 2020-21 CoSIDA Academic All-America Second Team

2021 Game-By-Game

Opponent	UT/AT/TT	TFL	Sacks	FF	FR	Int	PBU
Maryland	9/2/11	0	0	0	0	0	0
LIU	0/1/1	0	0	0	0	0	0
Virginia Tech	4/3/7	2/5	0	0	0	0	0
Oklahoma	4/6/10	1/4	0	0	0	0	0
Texas Tech	7/3/10	0	0	0	0	1/1	0
Baylor	5/0/5	0	0	0	0	0	0
TCU	4/1/5	0	0	1	0	0	0
Iowa St.	3/3/6	0	0	0	0	0	1
Oklahoma St.	4/2/6	0.5/1	0	0	0	0	0
Kansas St.	3/1/4	0	0	0	0	0	0
Texas	5/1/6	0	0	0	0	1/28	1
Kansas	3/3/6	0.5/6	0.5/6	0	0	0	0
Minnesota							
Totals	51/26/77	4/16	0.5/6	1	0	2/29	2

Mahone's Defensive Statistics

Year	GP	T/A/TT	TFL	Sacks	INT	PB	FF	FR
2021	12	51/26/77	4/16	0.5/6	2/29	2	1	0
2020	10	34/20/54	2/5	0	1/0	4	1	0
2019	12	42/38/80	5/20	2/14	1/3	1	1	0
2018	12	3/3/6	0	0	0	1	0	1
2017	8	2/1/3	0	0	0	0	0	0
Totals	54	132/88/220	11/41	2.5/20	4/32	8	3	1



DB, 5-10, 190, r-Jr.
Miss. Gulf Coast CC
Birmingham, Ala.

3 JACKJE
MATTHEWS

- Has played in 22 career games, including eight starts
- Finished with four tackles against Texas
- Had four tackles, one of them a TFL, at Kansas State
- Made four tackles with a pass breakup against Iowa State
- Totaled three tackles at TCU
- Had five tackles with a shared TFL at Baylor
- Registered his first career interception at Oklahoma
- Recorded five tackles against Virginia Tech, with a TFL and pass breakup
- WVU Defensive Player of the Week: LIU
- Tallied three tackles with a TFL against LIU
- Opened season with three tackles, including a TFL, at Maryland

2021 Game-By-Game

Opponent	UT/AT/TT	TFL	Sacks	FF	FR	Int	PBU
Maryland	3/0/3	1/4	0	0	0	0	0
LIU	3/0/3	1/2	0	0	0	0	0
Virginia Tech	4/1/5	1/1	0	0	0	0	1
Oklahoma	1/0/1	0	0	0	0	1/0	1
Texas Tech	2/0/2	0	0	0	0	0	0
Baylor	2/3/5	0.5/1	0	0	0	0	0
TCU	2/1/3	0	0	0	0	0	0
Iowa St.	3/1/4	0	0	0	0	0	1
Oklahoma St.	1/1/2	0	0	0	0	0	0
Kansas St.	3/1/4	1/3	0	0	0	0	0
Texas	3/1/4	0	0	0	0	0	0
Kansas	1/0/1	0	0	0	0	0	0
Minnesota							
Totals	28/9/37	4.5/11	0	0	0	1/0	3

Matthews' Defensive Statistics

Year	GP	T/A/TT	TFL	Sacks	INT	PB	FF	FR
2021	12	28/9/37	4.5/11	0	1/0	3	0	0
2020	10	3/0/3	0	0	0	0	0	0
Totals	22	31/9/40	4.5/11	0	1/0	3	0	0



DL, 6-5, 280, r-Fr.
Bluefield
Bluefield, W.Va.

91 SEAN
MARTIN

- Has played in 17 career games
- Tallied first career fumble recovery against LIU
- Helped on a TFL at Maryland to open the season

2021 Game-By-Game

Opponent	UT/AT/TT	TFL	Sacks	FF	FR	Int	PBU
Maryland	0/1/1	0.5/2	0	0	0	0	0
LIU	1/1/2	0	0	0	1	0	0
Virginia Tech	1/1/2	0	0	0	0	0	0
Oklahoma	1/0/1	0	0	0	0	0	0
Texas Tech	0/0/0	0	0	0	0	0	0
Baylor	0/2/2	0	0	0	0	0	0
TCU	1/0/1	0	0	0	0	0	0
Iowa St.	0/1/1	0	0	0	0	0	0
Oklahoma St.	1/0/1	0	0	0	0	0	0
Kansas St.	0/1/1	0	0	0	0	0	0
Texas	0/1/1	0	0	0	0	0	0
Kansas	0/0/0	0	0	0	0	0	0
Minnesota							
Totals	5/8/13	0.5/2	0	0	1	0	0

Martin's Defensive Statistics

Year	GP	T/A/TT	TFL	Sacks	INT	PB	FF	FR
2021	12	5/8/13	0.5/2	0	0	0	0	1
2020	5	0/0/0	0	0	0	0	0	0
Totals	17	5/8/13	0.5/2	0	0	0	0	1



S, 5-10, 209, Fr.
Imhotep Charter
Philadelphia, Pa.

25 SAINT
MCLEOD

- Has played in eight career games, including one start
- Tied for the team lead with eight tackles at Kansas
- Finished with six stops against Texas
- Also made his first career start against the Longhorns
- Totaled four tackles against LIU

2021 Game-By-Game

Opponent	UT/AT/TT	TFL	Sacks	FF	FR	Int	PBU
Maryland	0/1/1	0	0	0	0	0	0
LIU	3/1/4	0	0	0	0	0	0
Virginia Tech			DNP				
Oklahoma			DNP				
Texas Tech			DNP				
Baylor	0/0/0	0	0	0	0	0	0
TCU	0/0/0	0	0	0	0	0	0
Iowa St.			DNP				
Oklahoma St.	0/0/0	0	0	0	0	0	0
Kansas St.	0/1/1	0	0	0	0	0	0
Texas	4/2/6	0	0	1	0	0	0
Kansas	6/2/8	1/2	0	1	0	0	0
Minnesota							
Totals	13/7/20	1/2	0	2	0	0	0

McLeod's Defensive Statistics

Year	GP	T/A/TT	TFL	Sacks	INT	PB	FF	FR
2021	8	13/7/20	1/2	0	0	0	2	0



DL, 6-2, 272, So.
Clearwater Academy
Ottawa, Ontario

90 AKHEEM
MESIDOR

- Has played in 22 career games, including 13 starts
- All-Big 12 Third Team (Phil Steele)
- All-Big 12 Honorable Mention (Coaches)
- Talled five tackles at Kansas, including a sack
- Recorded at least one tackle for loss in four straight games (10/20-11/13)
- Totaled four tackles against Oklahoma State, highlighted by a sack
- Logged a TFL as part of a four-tackle day against Iowa State
- Had two tackles at TCU with a sack
- Finished with three tackles - all assisted - at Oklahoma
- Recorded a sack against LIU
- Earned first career start at Maryland, totaling a career-high nine tackles with 1.5 TFLs

2021 Game-By-Game

Opponent	UT/AT/TT	TFL	Sacks	FF	FR	Int	PBU
Maryland	5/4/9	1.5/3	0	0	0	0	0
LIU	1/1/2	1/10	1/10	0	0	0	0
Virginia Tech	2/1/3	0	0	0	0	0	0
Oklahoma	0/3/3	0	0	0	0	0	0
Texas Tech	0/1/1	0.5/4	0.5/4	0	0	0	0
Baylor	0/0/0	0	0	0	0	0	0
TCU	2/0/2	1/3	1/3	0	0	0	0
Iowa St.	3/1/4	1/8	0	0	0	0	0
Oklahoma St.	3/1/4	1/10	1/10	0	0	0	0
Kansas St.	1/1/2	1/1	0	0	0	0	0
Texas	1/0/1	0	0	0	0	0	0
Kansas	4/1/5	1/11	1/11	0	0	0	0
Minnesota							
Totals	22/14/36	8/50	4.5/38	0	0	0	0

Mesidor's Defensive Statistics

Year	GP	T/A/TT	TFL	Sacks	INT	PB	FF	FR
2021	12	22/14/36	8/50	4.5/38	0	0	0	0
2020	10	20/12/32	6.5/38	5/33	0	0	0	0
Totals	22	42/26/68	14.5/88	9.5/71	0	0	0	0



CB, 5-11, 185, r-Fr.
American Heritage
Plantation, Fla.

2 DARYL
PORTER JR.

- Has played in 18 career games, including 12 starts
- Finished regular season with five tackles at Kansas, including two pass breakups
- Recorded his first career TFL at Kansas State
- Totaled five tackles - all solos - against Oklahoma State
- Recorded three tackles at TCU, as well as his first career interception
- Had a pair of tackles with a pass breakup at Baylor
- Made five tackles against Texas Tech and was credited with a pass breakup
- Had four tackles against Virginia Tech and Oklahoma
- Earned his first career start at Maryland, finishing with six tackles and a pass breakup

2021 Game-By-Game

Opponent	UT/AT/TT	TFL	Sacks	FF	FR	Int	PBU
Maryland	4/2/6	0	0	0	0	0	1
LIU	1/0/1	0	0	0	0	0	0
Virginia Tech	4/0/4	0	0	0	0	0	0
Oklahoma	1/3/4	0	0	0	0	0	0
Texas Tech	5/0/5	0	0	0	0	0	1
Baylor	2/0/2	0	0	0	0	0	1
TCU	3/0/3	0	0	0	0	1/43	0
Iowa St.	2/0/2	0	0	0	0	0	0
Oklahoma St.	5/0/5	0	0	0	0	0	0
Kansas St.	2/0/2	1/3	0	0	0	0	0
Texas	2/0/2	0	0	0	0	0	0
Kansas	5/0/5	0	0	0	0	0	2
Minnesota							
Totals	36/5/41	1/3	0	0	0	1/43	5

Porter Jr.'s Defensive Statistics

Year	GP	T/A/TT	TFL	Sacks	INT	PB	FF	FR
2021	12	36/5/41	1/3	0	1/43	5	0	0
2020	6	0/0/0	0	0	0	0	0	0
Totals	18	36/5/41	1/3	0	1/43	5	0	0



DL, 6-4, 280, Sr.
Fairmont Senior
Fairmont, W.Va.

55 DANTE
STILLS

- Has played in 46 career games, including 25 starts
- All-Big 12 First Team (AP, Coaches, Phil Steele)
- Team leader in career sacks (18) and TFLs (41.5)
- Sits No. 3 in program history in career TFLs (41.5)
- Has recorded at least one TFL in nine of 12 games this season
- Ranks No. 9 in the Big 12 in sacks (0.5)
- Had 1.5 TFLs against Texas
- Tied his season best with four tackles at Kansas State, including the 100th of his career
- Had two total tackles against Oklahoma State, one of them for loss
- Also tallied his first career interception against the Cowboys
- Finished with four tackles against Iowa State, including a sack and forced fumble
- Had two TFLs and a sack as part of a four-tackle night at TCU
- Registered a TFL as one of his two tackles at Baylor
- Had a pair of sacks against Texas Tech; finished with four total tackles and three TFLs on the day
- Lone tackle at Oklahoma was a sack
- Tallied a TFL against LIU
- Opened the season with three tackles, including a sack, at Maryland

2021 Game-By-Game

Opponent	UT/AT/TT	TFL	Sacks	FF	FR	Int	PBU
Maryland	3/0/3	1/13	1/13	0	0	0	0
LIU	1/1/2	1/2	0	0	0	0	0
Virginia Tech	0/1/1	0	0	0	0	0	0
Oklahoma	1/0/1	1/4	1/4	0	0	0	0
Texas Tech	4/0/4	3/10	2/9	0	0	0	0
Baylor	2/0/2	1/5	0	0	0	0	0
TCU	4/0/4	2/10	1/7	0	0	0	0
Iowa St.	2/2/4	1.5/9	1/8	1	0	0	0
Oklahoma St.	2/0/2	1/3	0	0	0	1/0	0
Kansas St.	2/2/4	0	0	0	0	0	0
Texas	2/1/3	1.5/2	0	0	0	0	0
Kansas	2/0/2	0	0	0	0	0	0
Minnesota							
Totals	25/7/32	13/58	6/41	1	0	1/0	0

Stills' Defensive Statistics

Year	GP	T/A/TT	TFL	Sacks	INT	PB	FF	FR
2021	12	25/7/32	13/58	6/41	1/0	0	1	0
2020	10	15/20/35	10.5/42	2/17	0	2	0	1
2019	12	14/10/24	11.5/59	7/49	0	1	1	0
2018	12	13/3/16	6.5/35	3/24	0	0	2	0
Totals	46	67/40/107	41.5/194	18/131	1/0	3	4	1



Spear, 5-11, 193, r-Jr.
Illinois State
Dallas, Texas

23 CHARLES
WOODS

- Has played in 10 career games at WVU, including three starts
- Totaled seven tackles with a pass breakup at Kansas State
- Made first career start against Iowa State, finishing with four tackles and a pass breakup
- Big 12 Co-Newcomer of the Week (Oct. 25)
- WVU Defensive Player of the Week: TCU
- Huge night at TCU featured five tackles, a TFL, a fumble recovery and his first career interception
- Finished with four tackles at Baylor
- Had two tackles, including a TFL, and a pass breakup against LIU
- Made his WVU debut at Maryland
- Transferred from Illinois State in summer 2021

2021 Game-By-Game

Opponent	UT/AT/TT	TFL	Sacks	FF	FR	Int	PBU
Maryland	1/0/1	0	0	0	0	0	0
LIU	2/0/2	1/3	0	0	0	0	1
Virginia Tech			DNP				
Oklahoma	0/1/1	0	0	0	0	0	0
Texas Tech	0/0/0	0	0	0	0	0	0
Baylor	4/0/4	0	0	0	0	0	0
TCU	3/2/5	1/1	0	0	1/0	1/32	0
Iowa St.	3/1/4	0	0	0	0	0	1
Oklahoma St.	0/1/1	0	0	0	0	0	1
Kansas St.	4/3/7	0	0	0	0	0	1
Texas			DNP				
Kansas	2/0/2	0	0	0	0	0	0
Minnesota							
Totals	19/8/27	2/4	0	0	1/0	1/32	4

Woods' Defensive Statistics

Year	GP	T/A/TT	TFL	Sacks	INT	PB	FF	FR
2021	10	19/8/27	2/4	0	1/32	4	0	1/0



S, 5-11, 207, r-Sr.
Arizona
San Diego, Calif.

19 SCOTTIE
YOUNG JR.

- Has played in 12 career games at WVU, including eight starts
- WVU Blue Collar Award: Texas
- Totaled four tackles at Kansas State, including the first two TFLs of his WVU career
- Had five tackles against Oklahoma State
- Recorded two pass breakups to go along with three tackles at Oklahoma
- Registered seven tackles, including six solos, against Virginia Tech
- Had three tackles against LIU
- Opened the season with four tackles at Maryland

2021 Game-By-Game

Opponent	UT/AT/TT	TFL	Sacks	FF	FR	Int	PBU
Maryland	4/0/4	0	0	0	0	0	1
LIU	1/2/3	0	0	0	0	0	0
Virginia Tech	6/1/7	0	0	0	0	0	0
Oklahoma	2/1/3	0	0	0	0	0	2
Texas Tech	2/0/2	0	0	0	0	0	0
Baylor			DNP				
TCU	0/0/0	0	0	0	0	0	0
Iowa St.	2/0/2	0	0	0	0	0	0
Oklahoma St.	4/1/5	0	0	0	0	0	0
Kansas St.	4/0/4	2/8	0	0	0	0	0
Texas	1/1/2	0	0	0	0	0	0
Kansas	1/0/1	0	0	0	0	0	0
Minnesota							
Totals	27/6/33	2/8	0	0	0	0	3

Young Jr.'s Defensive Statistics

Year	GP	T/A/TT	TFL	Sacks	INT	PB	FF	FR
2021	11	27/6/33	2/8	0	0	3	0	0
2020	1	3/1/4	0	0	0	0	0	0
Totals	12	30/7/37	2/8	0	0	3	0	0



K, 6-4, 213, r-Jr.
Cross Lanes Christian
Charleston, W.Va.

48 CASEY
LEGG

- Has played in 23 career games
- Lou Groza Award semifinalist
- All-Big 12 Honorable Mention (Coaches, PFF College)
- Has eight career multi-field goal games, including six games in 2021
- Made 13 field goals in a row to begin the season, two shy of the program record (Paul Woodside, 15)
- Sits No. 24 nationally and No. 4 in the Big 12 in field goal percentage (.826)
- Sits No. 14 nationally and No. 1 in the Big 12 in field goals per game (1.58)
- Also ranks No. 5 in the Big 12 in scoring (7.7)
- Ranks No. 8 in program history in career field goals made (24)
- Tied for No. 6 in single-season program history in field goals made (19)
- Made two of his three field goal attempts at Kansas; kicks were good from 38 and 37 yards
- Hit a 45-yard field goal and all four PATs against Texas
- Went 1-of-2 on field goal attempts at Kansas State, making a 39-yarder
- Lone field-goal try against Oklahoma State was good (30 yards)
- Made lone field goal attempt of 31 yards against Iowa State; also made a season-best five PATs
- Big 12 Special Teams Player of the Week (Oct. 25)
- WVU Special Teams Player of the Week: TCU
- Made three field goals at TCU from 28, 39 and 47; tallied a season-best 11 points on the night
- Hit a pair of field goals from 29 and 27 yards at Baylor
- Made two field goals (36, 28) against Texas Tech
- Went 2-for-2 on field goal attempts at Oklahoma, connecting from 25 and 21 yards
- WVU Co-Special Teams Player of the Week: Virginia Tech
- Made a pair of field goals against Virginia Tech from 21 and 44 yards out
- Hit a 44-yard field goal as time expired in the first half against LIU
- Made a 23-yard field goal at Maryland to open the season

2021 Game-By-Game

Opponent	FGM/FGA	Pct.	Long	XP/XPA	Pts
Maryland	1/1	1.000	23	3/3	6
LIU	1/1	1.000	44	7/7	10
Virginia Tech	2/2	1.000	41	3/3	9
Oklahoma	2/2	1.000	25	1/1	7
Texas Tech	2/2	1.000	36	2/2	8
Baylor	2/2	1.000	29	2/2	8
TCU	3/4	.750	49	2/2	11
Iowa St.	1/1	1.000	31	5/5	8
Oklahoma St.	1/1	1.000	30	0/0	3
Kansas St.	1/2	.500	39	2/2	5
Texas	1/2	.500	45	4/4	7
Kansas	2/3	.667	38	4/4	10
Minnesota					
Totals	19/23	.826	49	35/35	92


2021 Field Goal Sequence

Maryland	(23)
LIU	(44)
Virginia Tech	(21), (44)
Oklahoma	(25), (21)
Texas Tech	(36), (28)
Baylor	(29), (27)
TCU	(27), (38), (49), (38)
Iowa St.	(31)
Oklahoma St.	(30)
Kansas St.	47, (39)
Texas	48, (45)
Kansas	44, (38), (37)
Minnesota	--

Made FGs in (x)

Legg's Field Goal Statistics

Year	FG/A	Pct.	1/29	30/39	40/49	50+	LG
2021	19/23	.826	8/8	7/8	4/7	0/0	49
2020	5/7	.714	2/2	1/1	2/4	0/0	45
2019	2/4	.500	0/0	1/2	0/1	1/1	51
2018	0/0	.000	0/0	0/0	0/0	0/0	0
Totals	26/34	.765	10/10	9/11	6/12	1/1	51



K, 6-1, 202, r-Sr.
Hampshire
Romney, W.Va.

30 EVAN
STALEY

- Has played in 52 career games, tied for No. 3 in program history
- Playing in his sixth season, an NCAA COVID-19 eligible season
- Ranks No. 6 on WVU's career extra points made chart (117)
- Ranks No. 7 in school history in career field goals made (39) and kick scoring chart (232)
- WVU Co-Special Teams Player of the Week: Virginia Tech
- 2020-21 CoSIDA Academic All-District

2021 Game-By-Game

Opponent	FGM/FGA	Pct.	Long	XP/XPA	Pts
Maryland	0/0	.000	0	0/0	0
LIU	0/0	.000	0	2/2	2
Virginia Tech	0/0	.000	0	0/0	0
Oklahoma	0/0	.000	0	0/0	0
Texas Tech	0/0	.000	0	0/0	0
Baylor	0/0	.000	0	0/0	0
TCU	0/0	.000	0	0/0	0
Iowa St.	0/0	.000	0	0/0	0
Oklahoma St.	0/0	.000	0	0/0	0
Kansas St.	0/0	.000	0	0/0	0
Texas	0/0	.000	0	0/0	0
Kansas	0/0	.000	0	0/0	0
Minnesota					
Totals	0/0	.000	0	2/2	2

Staley's Field Goal Statistics

Year	FG/A	Pct.	1/29	30/39	40/49	50+	LG
2021	0/0	.000	0/0	0/0	0/0	0/0	0
2020	6/9	.667	2/3	2/2	2/3	0/1	45
2019	11/17	.647	6/6	2/3	3/8	0/0	44
2018	16/20	.800	3/3	4/4	9/11	0/2	49
2017	6/7	.857	5/5	1/2	0/0	0/0	36
Totals	39/53	.736	16/17	9/11	14/22	0/3	49

Staley's Kickoff Statistics

Year	Kickoffs	Yards	Avg.	TB
2021	49	2,864	58.4	9
2020	24	1,448	60.3	4
2019	32	1,915	59.8	17
2018	74	4,187	56.6	24
2017	77	4,532	58.9	27
Totals	256	14,946	58.4	81



K/P, 5-10, 219, r-Sr.
Troy
Birmingham, Ala.

35 TYLER
SUMPTER


- Has played in 20 career games at WVU
- All-Big 12 Honorable Mention
- Playing in his sixth season, an NCAA COVID-19 eligible season
- Ranks No. 2 in the Big 12 in punting average per game (43.6)
- Booted four punts for 177 yards against Texas; long went 49 yards
- Placed one of his two punts inside the 20 at Kansas State
- Punted a season-high eight times against Oklahoma State, registering two 50+ boots and two inside the 20
- Placed two of his four punts inside the 20 against Iowa State
- Punted twice at TCU with a long of 52
- Punted seven times at Baylor, including a 72-yarder in the fourth quarter, good for the 10th-longest in school history
- Placed two punts inside the 20 at Oklahoma
- Punted four times against Virginia Tech, including a career-long 68 yarder
- Punted five times at Maryland, with a long of 50

2021 Game-By-Game

Opponent	Punts	Yds.	Avg.	Lg.	TB	FC	50+	I-20
Maryland	5	195	39.0	50	1	3	1	2
LIU	DNP							
Virginia Tech	4	183	45.8	68	0	0	1	1
Oklahoma	5	233	46.6	49	1	1	0	2
Texas Tech	2	74	37.0	45	0	0	0	0
Baylor	7	336	48.0	72	1	2	2	1
TCU	2	101	50.5	52	2	0	1	0
Iowa St.	4	176	44.0	47	0	3	0	2
Oklahoma St.	8	339	42.4	54	0	4	2	2
Kansas St.	2	66	33.0	37	0	1	0	1
Texas	4	177	44.2	49	1	0	0	0
Kansas	2	82	41.0	45	0	0	0	0
Minnesota								
Totals	45	1,962	43.6	72	6	14	7	11

Sumpter's Punting Statistics

Year	Punts	Yards	Avg.	Long	TB	FC	50+	I-20
2021	45	1,962	43.6	72	6	14	7	11
2020	37	1,499	40.5	56	2	19	2	16
Totals	82	3,461	42.2	72	8	33	9	27



KR, 5-10, 180, Jr.
Memorial Day School
Savannah, Ga.

1 WINSTON
WRIGHT JR.

- Ranks No. 7 in the Big 12 in all-purpose yardage (106.08)
- All-Big 12 Honorable Mention
- Also ranks No. 17 in the country and No. 4 in the Big 12 in kickoff returns (27.4)
- Had two KO returns at Kansas State, with a long of 26 yards
- Returned four kicks for 84 total yards (21.0 average) against Oklahoma State
- Lone return against Oklahoma went for 27 yards
- WVU Special Teams Player of the Week: LIU
- Returned the opening kickoff for a 90-yard touchdown against LIU - his second career KO return for a score
- Finished with 256 all-purpose yards at Maryland, a school-record 217 off kickoff returns
- Tallied a career-long 98-yard kickoff return against the Terrapins, the longest non-touchdown return in program history

2021 Game-By-Game Kickoff Returns

Opponent	No.	Yards	Avg.	TDs	Long
Maryland	5	217	43.4	0	98
LIU	1	90	90.0	1	90
Virginia Tech	2	37	18.5	0	19
Oklahoma	1	27	27.0	0	27
Texas Tech	3	36	12.0	0	18
Baylor	2	35	17.5	0	23
TCU	2	33	16.5	0	23
Iowa St.	0	0	0	0	0
Oklahoma St.	4	84	21.0	0	23
Kansas St.	2	43	21.5	0	26
Texas	0	0	0	0	0
Kansas	0	0	0	0	0
Minnesota					
Totals	22	602	27.4	1	98

Wright Jr.'s Kick Return Statistics

Year	Games	No.	Yards	Avg.	TD	Long
2021	12	22	602	27.4	1	98
2020	10	20	425	21.3	0	37
2019	10	7	193	27.6	1	95
Totals	32	49	1,220	24.9	2	98

GAME 1: MARYLAND 30, WEST VIRGINIA 24

COLLEGE PARK, MD (Sept. 4, 2021) - West Virginia lost its season opener for the first time under Neal Brown, as Maryland came away with a 30-24 victory in College Park.

The Terrapins used the big play throughout the game, along with scoring 10 points off four West Virginia turnovers (2 interceptions/2 fumbles), to lift them to victory.

The loss overshadowed the tremendous special teams effort of receiver Winston Wright Jr., who turned in 217 kickoff return yards, including a 98-yarder. On his five kickoff returns, Wright averaged 43.4 yards.

West Virginia won the coin toss and deferred to the second half, giving the ball first to Maryland. The Terrapins had no trouble getting on the board with a nine-play drive that resulted in a 45-yard field goal from Joseph Petrino.

West Virginia answered the score with its most impressive drive in the game, as quarterback Jarret Doege led a seven-play, 78-yard drive that resulted in a 20-yard touchdown pass to tailback Leddie Brown.

The first quarter finished with 31 points on the board between the two teams. The Terps took a 17-7 advantage by adding a 66-yard touchdown strike from quarterback Taulia Tagovailoa to Dontay Demus and then an 18-yard scoring pass from Tagovailoa to Chigoziem Okonkwo. The two drives covered 80 and 70 yards, as the Terps had the Mountaineer defense on its heels in the opening quarter.

However, West Virginia slowed Maryland down before the end of the first with a 98-yard kickoff return by Wright. Brown finished the deal off with his 2-yard scamper, putting the score at 17-14 heading into the second.

The Mountaineers took their first lead in the game at the 11:30 mark of the second quarter, when Brown scored his third touchdown in the first half on a 9-yard rush. West Virginia not only erased Maryland's 10-point lead, but carried a 21-20 advantage into the locker room at halftime after the Terps added a late 21-yard Petrino field goal.

A scoreless third quarter with missed West Virginia opportunities to pad its lead was the break Maryland needed to regain the lead and put the game away in the fourth. Petrino's third field goal gave the Terps a 23-21 lead with 9:16 left, and Jakorian Bennett's interception of Doege in the end zone not only stopped WVU's go-ahead scoring threat but provided momentum for the Terp offense.

After the interception, Tagovailoa went to the air and hit Rakim Jarrett for a 60-yard touchdown and a 30-21 Terrapin lead.

A 23-yard field goal by WVU's Casey Legg made it a one-possession game again with 2:53 left, but the Terps never gave the ball back, running out the final minutes thanks to a 53-yard run by Tayon Fleet-Davis, who finished the game with 123 yards rushing.

Maryland won the statistical battle by finishing with 496 total yards (164 rushing/332 passing) compared to West Virginia's 325 (48 rushing/286 passing).

Coming into the game, West Virginia had won nine of the last 10 against Maryland, including two in a row. The Terrapin victory over the Mountaineers was their first in the series since 2013. West Virginia now leads the overall series with Maryland 28-23-2.



LEDDIE BROWN

WINSTON WRIGHT JR.

Scoring and Statistical Summary

	1	2	3	4	F
West Virginia	14	7	0	3	24
Maryland	17	3	0	10	30

- 1st UMD - Joseph Petrino 45 FG
 WVU - Leddie Brown 20 pass from Jarret Doege (Casey Legg kick)
 UMD - Dontay Demus 66 pass from Taulia Tagovailoa (Petrino kick)
 UMD - Chigoziem Okonkwo 18 pass from Tagovailoa (Petrino kick)
 WVU - Brown 2 rush (Legg kick)
- 2nd WVU - Brown 9 rush (Legg kick)
 UMD - Petrino 21 FG
- 4th UMD - Petrino 26 FG
 UMD - Rakim Jarrett 50 pass from Tagovailoa (Petrino kick)
 WVU - Legg 23 FG

	WVU	UMD
First Downs	18	22
Rushes/Yards	21/48	44/164
Passing Yardage	277	332
Passes	24/40/2	26/36/0
Punts	5/195/39.0	5/200/40.4
Fumbles/Lost	3/2	1/0
Return Yardage	216	52
Penalties/Yards	4/20	5/39
Time of Possession	25:57	34:03

WVU RUSHING: Brown 16-77; WVU PASSING: Doege 24-40-2-286; WVU RECEIVING: Wright Jr. 11-42, James 7-65; WVU TACKLES (TFL/QS): Mahone 11 (0/0), Chandler-Semedo 10, Mesidor 9 (1.5/0); WVU INTERCEPTIONS: None.

UMD RUSHING: Fleet-Davis 18-123; UMD PASSING: Tagovailoa 26-36-0-332; UMD RECEIVING: Demus 9-133, Jarrett 7-12; UMD TACKLES (TFL/QS): Still 7 (1/1), Cross 6; UMD INTERCEPTIONS: Cross, Bennett.

Attendance - 43,811

MORGANTOWN, W.Va. (Sept. 11, 2021) - West Virginia secured its first victory of the 2021 season with a convincing, 66-0 win over FCS opponent Long Island.

New to the FCS level, Long Island was certainly overmatched, but West Virginia used a plethora of players and ran the ball 55 times in a bounce-back effort from an opening-week loss.

The Mountaineers started fast and never looked back as speedster Winston Wright Jr. took the game's opening kickoff 90 yards to the house for a 7-0 lead just 11 seconds into the game.

The Mountaineers would score two more times in the first quarter to take a 21-0 advantage into the second frame. Tailback Leddie Brown scored on touchdown runs of 1 and 2 yards to close an 80-yard and then a 54-yard drive.

Second-quarter action saw the Mountaineers put up 17 points on their way to a 38-0 halftime lead. Backup quarterback Garrett Greene saw the first extensive playing time of his WVU career against the Sharks and responded with a 3-yard touchdown run midway through the quarter.

Starting quarterback Jarrett Doege re-entered the game and connected with receiver Sam James for an 18-yard touchdown pass with 3:07 left, before kicker Casey Legg closed the scoring in the final minute with a 44-yard field goal.

West Virginia continued its strong offensive output in the third quarter by racking up another 21 points. Receiver Sean Ryan hauled in a 39-yard touchdown catch from Doege at the 12:34 mark, while James added his second touchdown of the day, just over a minute later, with a 15-yard scoring reception.

Greene led all rushers in the contest, and he closed the third-quarter scoring with his second touchdown run. His 13-yard scamper gave West Virginia a 59-0 lead heading into the fourth quarter.

The scoring concluded with 5:25 left to play, when running back A'varius Sparrow turned in a 1-yard touchdown run.

While the offense scored plenty, the West Virginia defense also shined. The Mountaineers recorded their first shutout since 2015, held the Sharks to just 2-of-15 on third-down conversions and recovered a fumble in the convincing victory.

Greene totaled 98 yards rushing and two scores, while adding 57 passing yards. Doege was solid with 259 yards on 22 completions and three touchdowns. Nine different receivers caught passes for the Mountaineers with Ryan leading the way with 77 yards.

Linebacker Josh Chandler-Semedo controlled the defensive side of the ball with five tackles, while defensive back Alonzo Addae added four tackles, one TFL and one breakup in the win.

Final totals showed West Virginia at 87 plays and 29 first downs with a possession time of 35:07. The Mountaineers gained 198 yards on the ground and 344 passing to total 542 yards of total offense.

The Sharks finished with 52 plays, nine first downs and a possession time of 24:53. LIU totaled 35 yards rushing and 60 passing for 95 yards of offense after mustering only seven total yards in the second half.

With the win, West Virginia improved to 22-0 against teams from the FCS and have won 18 straight non-conference games at home, including a 23-1 home mark in its last 24 games out of conference.

GAME 2: WEST VIRGINIA 66, LONG ISLAND 0



SAM JAMES

AKHEEM MESIDOR

Scoring and Statistical Summary

	1	2	3	4	F
Long Island	0	0	0	0	0
West Virginia	21	17	21	7	66

- 1st WVU - Winston Wright Jr. 90 kickoff return (Casey Legg kick)
WVU - Leddie Brown 1 rush (Legg kick)
WVU - Brown 2 rush (Legg kick)
- 2nd WVU - Garrett Greene 3 rush (Legg kick)
WVU - Sam James 18 pass from Jarrett Doege (Legg kick)
WVU - Legg 44 FG
- 3rd WVU - Sean Ryan 39 pass from Doege (Legg kick)
WVU - James 15 pass from Doege (Legg kick)
WVU - Greene 13 rush (Evan Staley kick)
- 4th WVU - A'varius Sparrow 1 rush (Staley kick)

	LIU	WVU
First Downs	9	29
Rushes/Yards	31/35	55/198
Passing Yardage	60	344
Passes	11/21/0	20/32/0
Punts	10/299/29.9	0/0/0.0
Fumbles/Lost	1/1	2/1
Return Yardage	83	100
Penalties/Yards	3/25	6/75
Time of Possession	24:53	35:07

WVU RUSHING: Greene 14-98; WVU PASSING: Doege 14-22-0-259; WVU RECEIVING: Ryan 3-77, Wright Jr. 3-59, James 3-55, Ford-Wheaton 3-54; WVU TACKLES (TFL/QS): Chandler-Semedo 5, Addae 4 (1/0); WVU INTERCEPTIONS: None.

LIU RUSHING: DeBique 8-23; LIU PASSING: Orth 11-20-0-60; LIU RECEIVING: Eugene 4-14, Chambers 2-18; LIU TACKLES (TFL/QS): Brooks 8, Molina 8 (1/1); LIU INTERCEPTIONS: None.

Attendance - 50,911

MORGANTOWN, W.Va. (Sept. 18, 2021) - West Virginia played host to longtime rival Virginia Tech for the first time since 2005, breaking a three-game losing streak to the Hokies with a thrilling, 27-21 victory in a sold-out Milan Puskar Stadium.

In a game that used to be a yearly occurrence before conference realignment, Virginia Tech and West Virginia reminded the college football world of what rivalries used to be about as many have ended in recent years.

The 53rd edition of this rivalry brought back memories of how passionate and well-played this series once was, educating a new generation of players from both schools.

West Virginia started fast, putting the home crowd into a frenzy. Tailback **Leddie Brown** broke loose for an 80-yard touchdown run on WVU's second play from scrimmage and a 7-0 lead just 18 seconds into the contest.

After a three-and-out by the Virginia Tech offense, West Virginia struck again, when quarterback **Jarret Doege** threw a 29-yard touchdown pass to receiver **Bryce Ford-Wheaton**, giving the Mountaineers a 14-0 advantage.

However, the Hokies struck back before the end of the first quarter with a 23-yard touchdown pass from quarterback **Braxton Burmeister** to **Tayvion Robinson** for 21 combined points in the quarter.

West Virginia controlled much of the second quarter, outscoring the Hokies, 10-0. When Virginia Tech did get close, the Mountaineer defense stiffened to force a Tech field goal, which was missed right before halftime.

The Mountaineers got their points from a 16-yard touchdown pass from Doege to receiver **Sam James** at the 7:44 mark and a 21-yard field goal by kicker **Casey Legg** with 1:41 left in the half. By keeping the Hokies off the board in the second, WVU held a 24-7 lead at the break.

To start the third quarter, West Virginia reeled off a 12-play drive that consumed 6:38 off the clock and ended with a 44-yard field goal from Legg, which upped the WVU margin to 27-7.

Virginia Tech answered with just one second left in the third quarter as **Raheem Blackshear** rushed in from 20 yards out, cutting the Hokie deficit to 27-14 and setting the stage for the fourth-quarter fireworks.

With West Virginia's offense unable to move the ball, the Mountaineer defense kept turning Virginia Tech away, even after a WVU fumble in Mountaineer territory. Tech broke through with 3:10 left in the game on a 29-yard pass from Burmeister to **Jalen Holston**, which closed the gap to 27-21.

Trying to run out the final three minutes in the game, the WVU offense made a crucial mistake by throwing an interception, which was returned to the 17-yard line. Suddenly faced with possibly losing the game after controlling the lead for the previous 58 minutes, the Mountaineer defense came up with a game-saving stand.

Tech got to first-and-goal from the 3, but two running plays for 1 yard and two incomplete passes properly covered by the Mountaineer secondary gave WVU the win in dramatic fashion.

The series record now stands at 29-23-1 in favor of West Virginia. With the victory, the Black Diamond Trophy returned to Morgantown for the first time since 2003 and college football was reminded how great rivalry games truly are.

GAME 3: WEST VIRGINIA 27, No. 15/15 VIRGINIA TECH 21



ISAIAH ESDALE

JARED BARTLETT

Scoring and Statistical Summary

	1	2	3	4	F
Virginia Tech.....	7	0	7	7	21
West Virginia.....	14	10	3	0	27

- 1st WVU - Leddie Brown 80 rush (Casey Legg kick)
WVU - Bryce Ford-Wheaton 29 pass from Jarret Doege (Legg kick)
VT - Tayvion Robinson 23 pass from Braxton Burmeister (John Parker Romo kick)
- 2nd WVU - Sam James 16 pass from Doege (Legg kick)
WVU - Legg 21 FG
- 3rd WVU - Legg 44 FG
- 4th VT - Raheem Blackshear 20 rush (Romo kick)
VT - Jalen Holston 29 pass from Burmeister (Romo kick)

	VT	WVU
First Downs.....	20	18
Rushes/Yards.....	42/103	33/173
Passing Yardage.....	223	193
Passes.....	19/31/0	15/27/1
Punts.....	5/218/43.6	4/183/45.8
Fumbles/Lost.....	3/0	3/1
Return Yardage.....	116	45
Penalties/Yards.....	6/45	9/65
Time of Possession.....	32:03	27:57

WVU RUSHING: Brown 19-161; WVU PASSING: Doege 15-26-1-193; WVU RECEIVING: Esdale 4-46, James 2-46; WVU TACKLES (TFL/QS): Addae 10 (1/0), Chandler-Semedo 8; WVU INTERCEPTIONS: None.

VT RUSHING: Blackshear 10-44, Holston 11-42; VT PASSING: Burmeister 19-31-0-223; VT RECEIVING: Smith 6-58; VT TACKLES (TFL/QS): Hollifield 10 (1/1), Tisdale 9; VT INTERCEPTIONS: Waller.

Attendance - 60,022

GAME 4: No. 4/3 OKLAHOMA 16, WEST VIRGINIA 13

NORMAN, Okla. (Sept. 25, 2021) - Two heavyweight defenses dominated the action in front of an ABC primetime national audience as No. 4/3 Oklahoma used a last-second field goal to defeat visiting West Virginia, 16-13, at Gaylord Family - Oklahoma Memorial Stadium.

A crowd of 84,353 watched the defensive battle as big offensive plays were mixed in with stingy defensive play in the Big 12 Conference opener for both teams.

West Virginia started the game with perhaps its most impressive drive of the season to date. The Mountaineers controlled the clock for 9:07 and ran 17 plays in the 75-yard scoring drive. WVU converted three third-down attempts and one fourth down before backup quarterback Garrett Greene ran in from 2 yards out for a 7-0 lead.

Starting its first drive at the 5:46 mark of the first quarter, Oklahoma answered the WVU score with a seven-play, 67-yard drive and tied the game when quarterback Spencer Rattler connected with tight end Austin Stogner for a 5-yard scoring toss.

With each team scoring on its first possession, it looked like a high scoring affair was in store, but both defenses took over, making it hard for either offense to put points on the board.

The next score came as the first half ended, when West Virginia took a 10-7 lead at halftime behind a nine-play, 41-yard drive that resulted in a 25-yard Casey Legg field goal.

Just as it answered the first West Virginia score, Oklahoma responded to the Mountaineer field goal in the opening drive of the third quarter. A 10-play, 64-yard drive, ended with a 28-yard Gabe Brkic field goal and tied the game at 10-10 with 11:20 left in the quarter.

The advantage went back to West Virginia with 5:15 left in the third. Legg added his second field goal, this one from 21 yards away for a 13-10 lead. The Mountaineers had to settle for the field goal after an apparent touchdown was wiped away by a false start penalty.

The lead held until the 8:52 mark of the fourth quarter, when the Sooners tied the game with a 35-yard Brkic field goal. Much like WVU's drive to start the game, the Sooners controlled the clock for 8:11 in the drive and ran 16 plays.

It appeared as if West Virginia was going to retake the lead after driving from its own 25 to the OU 28-yard line. However, the next two plays killed the drive and ended any chance of a Mountaineer upset.

From the OU 28, an illegal snap penalty backed the Mountaineers up 5 yards before a bad snap past quarterback Jarret Doege resulted in a 21-yard loss and ended the drive.

Oklahoma took over at its own 8-yard line with 3:39 remaining and proceeded to run out the clock with a 14-play, 80-yard drive that ended with a 30-yard, game-winning field goal from Brkic. The Sooners only reached third down once in the drive, as they used positive yardage plays on first and second down to get into field goal range.

Final numbers showed West Virginia with 47 yards rushing and 179 passing for 226 yards of total offense. Oklahoma finished with 57 yards on the ground and 256 through the air for 313 yards of offense. West Virginia controlled the ball for six minutes more than the Sooners, but Oklahoma converted just enough big plays down the stretch, combined with WVU miscues, to secure the victory.



JACKIE MATTHEWS

GARRETT GREENE

Scoring and Statistical Summary

	1	2	3	4	F
West Virginia	7	3	3	0	13
Oklahoma	7	0	3	6	16

1st	WVU - Garrett Greene 2 rush (Casey Legg kick)
	OU - Austin Stogner 5 pass from Spencer Rattler (Gabe Brkic kick)
2nd	WVU - Legg 25 FG
3rd	OU - Brkic 28 FG
	WVU - Legg 21 FG
4th	OU - Brkic 35 FG
	OU - Brkic 30 FG

	WVU	OU
First Downs	18	19
Rushes/Yards	29/47	28/57
Passing Yardage	179	256
Passes	23/34/1	26/36/1
Punts	5/233/46.6	3/158/52.7
Fumbles/Lost	3/0	0/0
Return Yardage	35	74
Penalties/Yards	7/43	4/35
Time of Possession	33:00	27:00

WVU RUSHING: Brown 15-56; WVU PASSING: Doege 20-29-1-160; WVU RECEIVING: Ford-Wheaton 8-93, Wright 7-65; WVU TACKLES (TFL/QS): Chandler-Semedo 12, Mahone 10; WVU INTERCEPTIONS: Matthews.

OU RUSHING: Gray 12-38; OU PASSING: Rattler 26-36-1-256; OU RECEIVING: Woods 8-86; OU TACKLES (TFL/QS): Asamoah 9, Fields 9; OU INTERCEPTIONS: Turner-Yell.

Attendance - 84,353

GAME 5: TEXAS TECH 23, WEST VIRGINIA 20

MORGANTOWN, W.Va. (Oct. 2, 2021) - Texas Tech built up a 17-point halftime lead and then used a last minute field goal to defeat West Virginia, 23-20 at Milan Puskar Stadium.

In front of a Homecoming crowd of 54,090 and on the day that West Virginia University retired the No. 90 of all-time great Darryl Talley, the Mountaineers started slow in the first half, and the Red Raiders took full advantage.

By scoring the game's first 17 points, Texas Tech accounted for 98 more yards than the Mountaineers, ran 17 more plays and kept the ball more than three minutes longer as the WVU defense could not get off the field.

Texas Tech quarterback Henry Colombi was intercepted on the first possession, but made up for it on the second by leading a 10-play, 58-yard scoring drive which resulted in a 7-0 lead at the 4:46 mark of the first quarter.

Before the quarter ended, Texas Tech upped its margin to 14-0, when tailback SaRodorick Thompson scored his second touchdown in the quarter, both coming on 1-yard runs.

With the West Virginia offense still showing no signs of life, a 33-yard field goal by Tech kicker Jonathan Garibay as time expired extended the Red Raider advantage to 17-0 at the break.

The third quarter presented a much different West Virginia team, as the Mountaineers came out firing, erasing the 17-point deficit in the quarter.

First, quarterback Jarrett Doege engineered a 75-yard scoring drive to start the second half, which was highlight by a 40-yard completion to receiver Sam James. Running back Leddie Brown ended the drive with a 4-yard run.

West Virginia's second possession of the half resulted in a 36-yard field goal by kicker Casey Legg. Doege completed passes of 10, 21 and nine yards to get the Mountaineers into Legg's field goal range.

The Mountaineers got three possessions in the third quarter and scored on all three. The third score tied the game at 17-17 as Doege hit Isaiah Esdale for a 14-yard scoring pass. The score was set up by Esdale's 55-yard reception four plays earlier in the drive.

The Red Raiders regained the lead at the 11:46 mark of the fourth quarter, when Garibay connected on a 29-yard field goal, ending a 62-yard drive. Colombi connected on a 46-yard completion to Loic Fouonji to put the visitors in field goal range.

West Virginia bounced back with a 13-play drive that reached the Tech six yard line, but the Mountaineers were not able to get in the end zone and settled for a 28-yard Legg field goal, knotting the score at 20-20 with 4:31 left to play.

With West Virginia unable to get in the end zone on its previous possession, Texas Tech's last drive proved to be the game winner. The big play was a 42-yard completion from Colombi to Kaylon Geiger to get the Red Raiders in field goal range. Garibay's third field goal, this one from 32-yards out, split the uprights with 18 seconds left in the game.

West Virginia finished with 94 yards rushing and 330 passing to total 424 yards of offense. Texas Tech's final numbers stood at 80 yards rushing and 266 passing for 346 total yards.

After losing five straight to West Virginia, the Red Raiders have now won three straight against the Mountaineers, including two-straight in Morgantown.



ISAIAH ESDALE

TAJAH ALSTON

Scoring and Statistical Summary

	1	2	3	4	F
Texas Tech	14	3	0	6	23
West Virginia	0	0	17	3	20

1st	TTU - SaRodorick Thompson 1 rush (Jonathan Garibay kick)
	TTU - Thompson 1 rush (Garibay kick)
2nd	TTU - Garibay 33 FG
3rd	WVU - Leddie Brown 4 rush (Casey Legg kick)
	WVU - Legg 36 FG
	WVU - Isaiah Esdale 14 pass from Jarret Doege (Legg kick)
4th	TTU - Garibay 29 FG
	WVU - Legg 28 FG
	TTU - Garibay 32 FG

	TTU	WVU
First Downs	20	22
Rushes/Yards	30/80	27/94
Passing Yardage	266	330
Passes	23/35/1	26/35/0
Punts	3/138/46.0	2/74/37.0
Fumbles/Lost	0/0	1/1
Return Yardage	95	43
Penalties/Yards	2/20	6/48
Time of Possession	29:22	30:38

WVU RUSHING: Brown 17-57; WVU PASSING: Doege 25-33-0-318; WVU RECEIVING: Wright 9-106, Esdale 6-113; WVU TACKLES (TFL/QS): Mahone 10, Addae 8, Chandler-Semedo 9 (1/0); WVU INTERCEPTIONS: Mahone.

TTU RUSHING: Thompson 12-48; TTU PASSING: Colombi 23-34-0-266; TTU RECEIVING: Geiger 7-82; TTU TACKLES (TFL/QS): Schooler 15 (1/1); TTU INTERCEPTIONS: None.

Attendance - 54,090

GAME NO. 6: BAYLOR 45, WEST VIRGINIA 20

WACO, Texas (Oct. 9, 2021) - Behind quarterback Gerry Bohanon's 336 yards passing and four touchdowns, Baylor defeated West Virginia, 45-20, at McLane Stadium.

Receiver Tyquan Thornton was Bohanon's favorite target with eight catches for 187 yards and two scores.

It didn't take long for Bohanon and Thornton to make an impact on the game. Baylor's second play from scrimmage, and Bohanon's first pass, was a 75-yard touchdown to Thornton that forced the Mountaineers to play catch-up 41 seconds into the game.

The Mountaineers had an answer on their first possession, as quarterback Jarret Doege hit receiver Sam James for a 53-yard play, setting up Doege's 12-yard touchdown pass to receiver Sean Ryan. The drive covered 75 yards in six plays and tied the score at 7-7 with 12:41 left in the first quarter.

But West Virginia's big plays were few and far between after that first drive as the rest of the day belonged to the Bears.

With two more scores in the first quarter, Baylor jumped out to a 21-7 lead. A 10-yard touchdown catch by Ben Sims ended a 75-yard drive. A Baylor interception of Doege set up Thornton's 22-yard catch and a 1-yard plunge by Bohanon.

The lead was extended to 28-7 on Thornton's second touchdown reception. The 11-yard scoring play was set up by a 58-yard completion from Bohanon to Drew Estrada.

The Mountaineers got on the board one more time before halftime at the 6:10 mark, when kicker Casey Legg connected on a 29-yard field goal. Doege completed passes of 24, 8, 14 and 10 yards to get Legg into field goal range.

Unfortunately, second-half action did not turn in favor of West Virginia. Baylor outscored the Mountaineers 14-3 in the third quarter to finish off any hope of a WVU comeback.

West Virginia struck first in the third with a 27-yard field goal by Legg, closing the gap to 28-13. After WVU's failed onside kick, Baylor added a second touchdown reception to Sims followed by a 31-yard touchdown run from tailback Abram Smith to take a commanding 42-13 lead. Smith accounted for 51 of the 69 yards in the scoring drive.

Fourth-quarter action saw Baylor's Isaiah Hankins convert on a 45-yard field goal for a 45-13 Bear lead with 10:06 left. The Mountaineers put together a final drive in the fourth behind backup quarterback, Garrett Greene, who engineered a 12-play, 85-yard drive. Rushing for 38 yards and completing a 25-yard pass to Winston Wright Jr., Greene closed the scoring with a 13-yard run with 4:13 left.

Wright Jr. and James combined for 156 yards receiving to lead the Mountaineer attack. For Baylor, Bohanon and Thornton were pretty much all it needed, but Smith did finish with 87 yards rushing.

Final numbers showed West Virginia with 90 yards rushing and 272 passing for 362 offensive yards. Baylor came in at 171 yards on the ground and 354 through the air to finish with 525 yards of total offense.

Going into the game, West Virginia had won four of the last five games against Baylor, but this win now gives the Bears a winning edge in two of the last three games, including two straight at home.



CASEY LEGG

SEAN RYAN

Scoring and Statistical Summary

	1	2	3	4	F
West Virginia	7	3	3	7	20
Baylor	21	7	14	3	45

- 1st BU - Tyquan Thornton 75 pass from Gerry Bohanon (Isaiah Hankins kick)
- WVU - Sean Ryan 12 pass from Jarret Doege (Casey Legg kick)
- 1st BU - Ben Sims 10 pass from Bohanon (Hankins kick)
- BU - Bohanon 1 rush (Hankins kick)
- 2nd BU - Thornton 11 pass from Bohanon (Hankins kick)
- WVU - Legg 29 FG
- 3rd WVU - Legg 27 FG
- BU - Sims 29 pass from Bohanon (Hankins kick)
- BU - Abram Smith 31 rush (Hankins kick)
- 4th BU - Hankins 45 FG
- WVU - Garrett Greene 12 rush (Legg kick)

	WVU	BU
First Downs	24	21
Rushes/Yards	38/90	32/171
Passing Yardage	272	354
Passes	24/37/1	20/31/0
Punts	7/336/48.0	5/237/39.4
Fumbles/Lost	1/0	0/0
Return Yardage	46	48
Penalties/Yards	8/68	6/59
Time of Possession	34:21	25:39

WVU RUSHING: Greene 10-55, Brown 12-44; WVU PASSING: Doege 20-31-1-237; WVU RECEIVING: Wright 6-86, James 5-70; WVU TACKLES (TFL/QS): Chandler-Semedo 6 (1/0); WVU INTERCEPTIONS: None.

BU RUSHING: Smith 11-87, Ebner 8-53; BU PASSING: Bohanon 18-29-0-336; BU RECEIVING: Thornton 8-187; Estrada 4-90; BU TACKLES (TFL/QS): Bernard 9 (1/0); BU INTERCEPTIONS: Pitre.

Attendance - 43,569

GAME NO. 7: WEST VIRGINIA 29, TCU 17

FORT WORTH, Texas (Oct. 23, 2021) - West Virginia broke a seven-game, regular-season, road losing streak with a much-needed, 29-17 victory over TCU at Amon G. Carter Stadium.

A balanced offensive attack coupled with an opportunistic defense that shut out the Horned Frogs in second-half action propelled the Mountaineers to the road win and kept their bowl chances alive for the 2021 season.

The game didn't exactly start out the way West Virginia had hoped as TCU jumped on the Mountaineers right away. Return man Derius Davis took Evan Staley's opening kick 100 yards to the house for a 7-0 TCU lead before most fans even found their seats.

To West Virginia's credit, the Mountaineers stayed composed, didn't panic and answered the kickoff return with a 79-yard drive and a 27-yard field goal by kicker Casey Legg. The big play in the drive was a 44-yard completion from quarterback Jarret Doege to receiver Sean Ryan.

The Mountaineers then neutralized the kick return by grabbing the lead with just seven seconds left in the first quarter on Leddie Brown's 5-yard run, which ended an impressive 94-yard drive.

West Virginia then added to its advantage at the 9:07 mark of the second quarter with a 38-yard Legg field goal. The kick was set up by a 67-yard run by backup quarterback Garrett Greene.

The Horned Frogs regained the lead at the 5:17 mark, when quarterback Max Duggan connected with Taye Barber for a 5-yard touchdown.

Trailing 14-13, West Virginia regained the lead for good with 2:51 left in the half, when Brown marched in for his second rushing touchdown in the game. Doege's 40-yard completion to Winston Wright Jr., set up the go-ahead score. The Horned Frogs added a Griffin Kell field goal just before halftime, cutting the WVU lead to 20-17.

Darryl Porter Jr.'s third-quarter interception and 43-yard return thwarted a TCU drive and resulted in a 49-yard field goal by Legg, giving the Mountaineers a 23-17 advantage going into the final quarter.

Charles Woods then collected WVU's second interception in the half and returned it 32 yards to set up the offense at the TCU 15. Three plays later, Brown tacked on rushing touchdown No. 3 with a 3-yard score, as he accounted for all 15 yards in the drive on three carries.

Leading 29-17, the Mountaineer defense closed the fourth quarter with one more turnover on Woods' fumble recovery to secure the WVU win.

Brown finished with 111 yards rushing and the three scores to pace the Mountaineers. Linebacker Josh Chandler-Semedo topped the defense with 11 tackles, including nine solo stops.

Duggan led TCU with 244 yards passing, and his favorite target, Quentin Johnson, bested all receivers with five catches for 113 yards. Dee Winters led the Horned Frog defense with 12 tackles.

Final numbers showed West Virginia with 229 yards rushing and 258 passing for a balanced 487 yards of total offense. The Horned Frogs turned in 149 yards on the ground and 244 in the air for 393 total yards.

West Virginia's last regular-season road win was at TCU in 2019 as the Mountaineers have now won four straight against the Horned Frogs and lead the overall series, 7-4.



LEDDIE BROWN

CHARLES WOODS

Scoring and Statistical Summary

	1	2	3	4	F
West Virginia.....	10	10	3	6	29
TCU.....	7	10	0	0	17

- 1st TCU - Derius Davis 100 kickoff return (Griffin Kell kick)
WVU - Casey Legg 27 FG
WVU - Leddie Brown 5 rush (Legg kick)
- 2nd WVU - Legg 38 FG
TCU - Taye Barber 5 pass from Max Duggan (Kell kick)
WVU - Brown 1 rush
TCU - Kell 24 FG
- 3rd WVU - Legg 49 FG
- 4th WVU - Brown 3 rush

	WVU	TCU
First Downs.....	24	19
Rushes/Yards.....	41/229	34/149
Passing Yardage.....	258	244
Passes.....	22/29/0	16/26/2
Punts.....	2/101/50.5	3/124/41.3
Fumbles/Lost.....	0/0	3/1
Return Yardage.....	106	108
Penalties/Yards.....	5/45	7/45
Time of Possession.....	35:30	24:30

WVU RUSHING: Brown 24-111, Greene 2-69; WVU PASSING: Doege 21-28-0-257; WVU RECEIVING: Ford-Wheaton 6-61, Ryan 4-81; WVU TACKLES (TFL/QS): Chandler-Semedo 11 (1/0); WVU INTERCEPTIONS: Porter, Woods.

TCU RUSHING: Evans 18-62; TCU PASSING: Duggan 16-26-2-244; TCU RECEIVING: Johnston 5-113; TCU TACKLES (TFL/QS): Winters 12; Carter 7; TCU INTERCEPTIONS: None.

Attendance - 37,288

GAME NO. 8: WEST VIRGINIA 38, NO. 22/23 IOWA STATE 31

MORGANTOWN, W.Va. (Oct. 30, 2021) - Led by a WVU career-high 370-yards passing and three-touchdown performance from quarterback Jarret Doege, West Virginia pulled off a 38-31 upset of No. 22/23 Iowa State at Milan Puskar Stadium.

It was a big day offensively for the Mountaineers. Receivers Bryce Ford-Wheaton and Winston Wright Jr., each hauled in 100-plus yards receiving with touchdown receptions to go along with 109 yards rushing and two scores from running back Leddie Brown to lead the offensive attack.

The Mountaineers needed every yard of offense and all the points they could get to neutralize a potent Cyclone attack. The Iowa State offense started strong, but West Virginia was able to counter in a combined 28-point first quarter.

On ISU's third play from scrimmage, running back Breece Hall broke loose for a 70-yard touchdown run and a 7-0 lead for the visitors. West Virginia answered with a 75-yard drive to tie the game at 7-7 with 7:05 left in the opening quarter.

Iowa State quarterback Brock Purdy then connected on a 68-yard aerial strike to Tarique Milton for a 14-7 lead. The Cyclones hit the Mountaineers with two explosive scoring plays of 70 and 68 yards to grab the early lead.

Like they did on the first score, the Mountaineers answered with another 75-yard drive and tied the game at 14-14, when Doege connected with Ford-Wheaton for a 20-yard reception.

The defenses then settled in as each team could only muster field goals in the second quarter to put the halftime score at 17-17.

Second-half action saw the Cyclones win the third quarter, and the Mountaineers take the fourth. A 24-yard interception return for a score by Jake Hummel along with a 1-yard run by Purdy enabled Iowa State to take a 31-24 lead into the final stanza.

Third-quarter scoring for West Virginia came on Ford-Wheaton's impressive, 23-yard catch of a Doege pass in the back of the end zone. A stretched out Ford-Wheaton drug a toe in-bounds for one of the best catches of the college football season.

Trailing 31-24 in the fourth, West Virginia used yet another 75-yard drive to tie the game on Wright Jr's. 22-yard touchdown catch on fourth down.

The Mountaineers took the lead with 9:20 left to play with an 85-yard drive that was highlighted by a 20-yard rush from Brown and a 45-yard catch by Ford-Wheaton. On the drive's sixth play, Brown rushed in from 2-yards out, giving WVU its first lead of the game.

Iowa State had two possessions left in the fourth and got down to the WVU 2-yard line, but Hall's fumble was recovered in the end zone by the Alonzo Addae. One last Cyclone drive started with 3:42 remaining and reached the WVU 25-yard line, but the Mountaineer defense came up with a stop on fourth down as time expired to preserve the upset win.

Aside from the offensive performances, Josh Chandler-Semedo led the Mountaineer defense with 12 tackles and one sack.

Final numbers showed West Virginia with 122 yards rushing and 370 passing to total 492 yards of offense. Iowa State finished with an impressive 239 rushing and 185 passing for 424 total yards.

The win broke WVU's three-game losing streak to Iowa State, and the Mountaineers lead the all-time series 6-4.



LEDDIE BROWN

JOSH CHANDLER-SEMEDO

Scoring and Statistical Summary

	1	2	3	4	F
Iowa State.....	14.....	3.....	14.....	0.....	31
West Virginia.....	14.....	3.....	7.....	14.....	38

- 1st ISU - Breece Hall 70 rush (Andrew Mevis kick)
WVU - Leddie Brown 2 rush (Casey Legg kick)
ISU - Tarique Milton 68 pass from Brock Purdy (Mevis kick)
WVU - Bryce Ford-Wheaton 20 pass from Jarret Doege (Legg kick)
- 2nd WVU - Legg 31 FG
ISU - Mevis 34 FG
- 3rd ISU - Jake Hummel 24 interception return (Mevis kick)
WVU - Ford-Wheaton 23 pass from Doege (Legg kick)
ISU - Purdy 1 rush (Mevis kick)
- 4th WVU - Winston Wright Jr. 22 pass from Doege (Legg kick)
WVU - Brown 2 rush (Legg kick)

	ISU	WVU
First Downs	16.....	28
Rushes/Yards.....	34/239.....	29/122
Passing Yardage	185.....	370
Passes	16/27/0.....	30/47/2
Punts.....	6/240/40.0.....	4/176/44.0
Fumbles/Lost.....	2/1.....	1/0
Return Yardage.....	106.....	26
Penalties/Yards.....	5/35.....	5/55
Time of Possession	25:42.....	34:18

WVU RUSHING: Brown 22-109; WVU PASSING: Doege 30-46-2-370; WVU RECEIVING: Ford-Wheaton 6-106, Wright 6-106
WVU TACKLES (TFL/QS): Chandler-Semedo 12 (1/1); WVU INTERCEPTIONS: None.

ISU RUSHING: Hall 24-167; TCU PASSING: Purdy 16-27-0-185; ISU RECEIVING: Hutchison 6-51; ISU TACKLES (TFL/QS): Young 8, Hummel 8 (1/0); ISU INTERCEPTIONS: Hummel, McDonald.

Attendance - 45,613

MORGANTOWN, W.Va. (Nov. 6, 2021) -

Oklahoma State used a dominating and attacking defense to post a 24-3 road victory at West Virginia in front of 50,109 fans at Milan Puskar Stadium.

West Virginia's afternoon started on the right track as the Mountaineers took the opening kickoff 64 yards in 11 plays and came away with a 30-yard field goal from Casey Legg. The big play in the drive was a 32-yard reception by receiver Sam James.

The Mountaineers settled for the field goal when they could not convert on a third-and-2 from the Oklahoma State 11-yard line. This would prove to be a bit of foreshadowing as the Cowboy defense started to settle in and take control of the game.

West Virginia's 3-0 lead lasted until the 8:20 mark of the second quarter. The Cowboys took the lead for good on quarterback Spencer Sanders' 6-yard touchdown pass to receiver Tay Martin.

The Cowboys extended their lead to 10-3 at halftime on a 34-yard field goal from kicker Tanner Brown to end a 53-yard drive.

Even though the halftime stats showed West Virginia with only 61 yards of total offense, WVU was still very much in the game thanks to the Mountaineer defense creating its own havoc on the Oklahoma State offense.

The one-score difference stayed until the 7:13 mark of the third quarter, when West Virginia's Graeson Malashevich muffed an OSU punt that was recovered by the Cowboys at the WVU 24-yard line.

Four plays later, Sanders connected again with Martin, this time for a 12-yard scoring toss to give the Cowboys a 17-3 advantage. With the dominance of the Oklahoma State defense, the game was basically over after the muffed punt.

Oklahoma State closed the scoring with 13:10 left in the game on a 13-yard touchdown run from running back Jaylen Warren for a 24-3 lead. The scoring drive also featured a 28-yard completion from Sanders to receiver Jaden Bray, which turned out to be OSU's longest play from scrimmage in the game.

West Virginia quarterbacks were sacked eight times as the Cowboy defense recorded 12 tackles for loss. For the Mountaineer offense, quarterback Jarret Doege finished with 109 yards passing, with 46 of those yards going to receiver Sam James. The struggling WVU running game got 25 yards from Tony Mathis Jr. and 24 yards from Leddie Brown.

The Mountaineer defense turned in a solid effort behind Josh Chandler-Semedo's nine tackles and six each from Alonzo Addae and Sean Mahone.

OSU got 182 yards passing and two touchdowns from Sanders, with both scoring receptions going to Martin who finished with 63 yards receiving. Warren carried 16 times for 78 yards, Malcolm Rodriguez turned in nine tackles and Devin Harper added eight stops, three TFLs, including one sack.

Final numbers showed West Virginia with 17 yards rushing and 116 passing for 133 yards of offense. OSU totaled 103 yards on the ground and 182 through the air to finish with 285 yards.

The game featured the retirement of legendary WVU quarterback Major Harris' No. 9 with a special celebration at the end of the first quarter. While it was an historical day for WVU legends, the current Mountaineers saw their losing streak to Oklahoma State extended to seven games.

GAME 9: NO. 11 OKLAHOMA STATE 24, WEST VIRGINIA 3



SAM JAMES

DANTE STILL'S

Scoring and Statistical Summary

	1	2	3	4	F
Oklahoma State	0	10	7	7	24
West Virginia	3	0	0	0	3

- 1st WVU - Casey Legg 30 FG
- 2nd OSU - Tay Martin 6 pass from Spencer Sanders (Tanner Brown)
- OSU - Brown 34 FG
- 3rd OSU - Martin 12 pass from Sanders (Brown kick)
- 4th OSU - Jaylen Warren 13 rush (Brown kick)

	OSU	WVU
First Downs	17	11
Rushes/Yards	32/103	33/17
Passing Yardage	182	116
Passes	21/31/1	16/24/1
Punts	6/24/40.7	8/33/42.4
Fumbles/Lost	0/0	3/1
Return Yardage	29	107
Penalties/Yards	7/55	3/27
Time of Possession	28:51	31:08

WVU RUSHING: Mathis Jr. 5-25, Brown 10-24; WVU PASSING: Doege 15-22-1-109; WVU RECEIVING: James 5-46; WVU TACKLES (TFL/QS): Chandler-Semedo 9; WVU INTERCEPTIONS: Stills.

OSU RUSHING: Warren 16-78; OSU PASSING: Sanders 21-31-1-182; OSU RECEIVING: Martin 7-63; OSU TACKLES (TFL/QS): Rodriguez 9 (1/0); OSU INTERCEPTIONS: Holmes.

Attendance - 50,109

GAME NO. 10: KANSAS STATE 34, WEST VIRGINIA 17

MANHATTAN, Kansas (Nov. 13, 2021) - Kansas State ended a five-game losing streak to West Virginia by defeating the Mountaineers, 34-17, in front of 43,932 at Bill Snyder Family Stadium.

It didn't take long for the Wildcats to seize the momentum as West Virginia quarterback Jarret Doege threw an interception on the game's second play from scrimmage. Doege's pass was on the mark, but it went through the hands of Winston Wright Jr. and was intercepted by Russ Yeast. Six plays later, a Joe Ervin 2-yard touchdown run put the Wildcats up, 7-0.

Kansas State increased its advantage to 14-0 with 3:46 left in the first quarter, when Ty Bowman blocked a Tyler Sumpter punt that teammate Marvin Martin recovered and returned 7 yards for a touchdown. It was West Virginia's first blocked punt for a touchdown allowed since 1998.

The Wildcats took a 17-0 lead at the 2:52 mark of the second quarter, when kicker Chris Tennant connected on a 32-yard field goal.

However, West Virginia got on the board with 33 seconds left before halftime as kicker Casey Legg converted a 39-yard field goal. The kick was set up by two Doege completions of 17 yards to Bryce Ford-Wheaton and Sean Ryan, as the scoring drive covered 53 yards in nine plays.

Kansas State made good use of the opening possession of the third quarter thanks to a 64-yard kickoff return from Malik Knowles. Starting at the WVU 33-yard line, quarterback Skylar Thompson engineered an eight-play, 33-yard drive that ended with his 4-yard scoring toss to Sammy Wheeler.

Trailing 24-3, West Virginia scored its first touchdown with 6:02 left in the third on Doege's 13-yard completion to receiver Reese Smith. The big play in the drive was Leddie Brown's 20-yard run, and the scoring catch was the first of Smith's career.

The fourth quarter saw West Virginia pull within seven points at 24-17, when Doege hit Wright Jr. for a 3-yard score on fourth down. Doege completed passes of 32 and 20 yards to put the Mountaineers in scoring position.

Despite what seemed like Kansas State dominance, it was still a winnable game for the Mountaineers until the Wildcats put the game away on the ensuing drive.

Faced with a fourth-and-8 from the WVU 39, the Wildcats elected not to punt, and Thompson hit Wheeler for a 35-yard completion. Running back Deuce Vaughn scored on the next play putting K-State up 31-17 with 7:22 remaining.

After a West Virginia fumble, Kansas State closed the scoring with a 25-yard Tennant field goal with just 1:59 left on the clock.

The Wildcats got 121 yards rushing from Vaughn to lead their attack and basically played mistake-free football on both sides of the ball. West Virginia suffered through three turnovers that turned out to be too many to overcome. Doege led West Virginia with 268 yards passing and two touchdowns, while Brown finished with 85 yards rushing.

Final team numbers showed the Mountaineers with 77 yards rushing and 268 passing to end with 345 yards of offense. Kansas State managed 161 yards on the ground and 138 through the air for 299 total yards.

The win improved K-State to 7-3 on the year, while the Mountaineers dropped to 4-6 and must win their final two games of the season to become bowl eligible.



SAM JAMES

REESE SMITH

Scoring and Statistical Summary

	1	2	3	4	F
West Virginia.....	0	3	7	7	17
Kansas State	14	3	7	10	34

- 1st KSU - Joe Ervin 2 rush (Chris Tennant kick)
KSU - Marvin Martin 7 blocked punt return (Tennant kick)
- 2nd KSU - Tennant 32 FG
WVU - Casey Legg 39 FG
- 3rd KSU - Sammy Wheeler 4 pass from Skylar Thompson (Tennant kick)
WVU - Reese Smith 13 pass from Jarret Doege (Legg kick)
- 4th WVU - Winston Wright Jr. 3 pass from Doege (Legg kick)
KSU - Deuce Vaughn 4 rush (Tennant kick)
KSU - Tennant 25 FG

	WVU	KSU
First Downs	20	15
Rushes/Yards	26/77	40/161
Passing Yardage	268	138
Passes	27/45/2	14/19/0
Punts.....	3/66/22.0	3/116/38.7
Fumbles/Lost.....	3/1	0/0
Return Yardage.....	43	116
Penalties/Yards	2/26	1/10
Time of Possession	26:32	33:28

WVU RUSHING: Brown 20-85; WVU PASSING: Doege 27-45-2-268; WVU RECEIVING: Ford-Wheaton 5-67, Prather 4-60; WVU TACKLES (TFL/QS): Addae 8 (1/0), Loe 8 (1/0), Woods 7; WVU INTERCEPTIONS: None.

KSU RUSHING: Vaughn 25-121; KSU PASSING: Thompson 14-19-0-138; KSU RECEIVING: Brooks 5-62, Wheeler 3-45; KSU TACKLES (TFL/QS): Fletcher 7 (1/0); KSU INTERCEPTIONS: Fletcher, Yeast.

Attendance - 43,932

GAME 11: WEST VIRGINIA 31, TEXAS 23

MORGANTOWN, W.Va. (Nov. 20, 2021) - Behind 290 yards passing from quarterback Jarret Doege and 158 yards rushing from running back Leddie Brown, West Virginia downed Texas, 31-23, before 48,755 fans at Milan Puskar Stadium.

The Mountaineers ran 29 more plays than the Longhorns and controlled the ball more than 17 minutes longer in snapping a two-game losing streak to the visitors from Austin.

West Virginia scored first, then controlled the football and never trailed in the game. By doing so, the Mountaineers kept their bowl hopes alive with their fifth win of the season.

The game's opening possession saw the Mountaineers drive 75 yards, and Doege threw the first of three touchdowns, as receiver Sam James caught a 20-yard strike for a 7-0 lead.

The seven-point, first-quarter advantage held into the second quarter, when West Virginia advanced to a 14-0 lead on Doege's 14-yard scoring toss to receiver Winston Wright Jr.

At the 8:34 mark of the second quarter, Texas got on the board with a 49-yard run by Keilan Robinson. The scoring drive traveled 79 yards in six plays and cut WVU's lead to 14-7.

However, West Virginia answered with an 82-yard, 5:55 drive that ended with Brown's 2-yard touchdown run for a 21-7 advantage.

Texas added a 50-yard field goal by Cameron Dicker just before the half, cutting the home team's lead to 21-10.

Halftime statistics showed West Virginia's dominance. The Mountaineers outgained the Longhorns, 301-135, and controlled the football nearly 13 minutes longer.

The West Virginia defense came up with an important stop on Texas' opening drive of the second half, but the Longhorns capitalized on their second drive, when quarterback Hudson Card connected with Xavier Worthy for a 52-yard touchdown strike at the 5:40 mark. Despite losing the statistical battle, suddenly Texas had the momentum and trailed by only four points at 21-17.

However, West Virginia didn't flinch, answering Texas with a nine-play, 75-yard drive that saw Doege connect with Sean Ryan for a 7-yard scoring pass. Brown had big runs of 26 and 18 yards on the drive and accounted for 51 of the 75 yards. Doege's 19-yard completion to Wright Jr. on third-and-18, not only kept the drive alive, but might have been one of WVU's most important pass completions of the season.

Fourth-quarter action saw Texas again come within striking distance, when the Longhorns completed a 72-yard touchdown drive in eight plays. The two-point conversion failed, putting the score in favor of WVU, 28-23, with 12:25 left to play.

The Mountaineers then embarked on a 14-play drive that took 5:22 off the clock and ended with a 45-yard field goal from kicker Casey Legg. Leading, 31-23, WVU defensive back Sean Mahone intercepted Casey Thompson to end the last real scoring threat by the Longhorns.

Final numbers showed West Virginia with 158 yards rushing and 301 passing for 459 yards of total offense. Texas finished with 203 yards rushing on the strength of Robinson's 111 yards, while Card and Thompson combined for 152 yards passing to total 355 yards of offense.

The win improved West Virginia to 5-6, while Texas fell out of bowl eligibility at 4-7.



LEDDIE BROWN

JOSH CHANDLER-SEMEDO

Scoring and Statistical Summary

	1	2	3	4	F
Texas	0	10	7	6	23
West Virginia	7	14	7	3	31

1st	WVU - Sam James 20 pass from Jarret Doege (Casey Legg kick)				
2nd	WVU - Winston Wright Jr. 14 pass from Doege (Legg kick)				
	UT - Keilan Robinson 49 rush (Cameron Dicker kick)				
	WVU - Leddie Brown 2 rush (Legg kick)				
	UT - Dicker 50 FG				
3rd	UT - Xavier Worthy 52 pass from Hudson Card (Dicker kick)				
	WVU - Sean Ryan 7 pass from Doege (Legg kick)				
4th	UT - Roschon Johnson 6 rush (Card pass failed)				
	WVU - Legg 45 FG				

	UT	WVU
First Downs	16	28
Rushes/Yards	28/203	43/158
Passing Yardage	152	301
Passes	14/30/1	28/44/0
Punts	5/22/1/44.2	4/17/44.2
Fumbles/Lost	1/0	0/0
Return Yardage	40	52
Penalties/Yards	4/41	3/19
Time of Possession	21:24	38:36

WVU RUSHING: Brown 33-158; WVU PASSING: Doege 27-43-0-290; WVU RECEIVING: Wright Jr. 6-67, James 5-64; WVU TACKLES (TFL/QS): Chandler-Semedo (2) 1/1, Mahone 6, McLeod 6; WVU INTERCEPTIONS: Mahone.

UT RUSHING: Robinson 9-111, Johnson 15-77; UT PASSING: Card 10-16-0-123, Thompson 4-14-1-29; UT RECEIVING: Worthy 7-85; UT TACKLES (TFL/QS): Cook 8; UT INTERCEPTIONS: None.

Attendance - 48,755

GAME 12: WEST VIRGINIA 34, KANSAS 28

LAWRENCE, Kansas (Nov. 27, 2021) - West Virginia rode the strength of two 100-yard rushers to defeat Kansas, 34-28, at David Booth Kansas Memorial Stadium.

Leddie Brown led the way with 156 yards rushing on 19 carries for an 8.2 yards per carry average. Brown was joined by teammate Tony Mathis Jr., who logged 118 yards on 22 carries for a 5.4 yards per carry average. The two running backs fueled a Mountaineer offensive attack that averaged 6.1 yards per play on the night.

West Virginia's offense had to wait to get on the field early on, as Kansas took the game's opening possession 47 yards in 3:37 and came away with a 46-yard Jacob Borcila field goal.

A West Virginia fumble on its first drive did not hurt the Mountaineers after a strong defensive stand. On its second possession, West Virginia took the lead, when quarterback Jarret Doege connected on a 14-yard touchdown pass to receiver Winston Wright Jr.

Trailing 7-3, the Jayhawks added a second Borcila field goal in the first quarter, cutting their deficit to 7-6 before the two teams combined for 21 points in the second quarter.

Doege connected with Wright Jr., again for 14 yards at the 10:05 mark, ending a 75-yard drive and upping WVU's advantage to 14-6.

Kansas hit big plays of 20 and 36 yards before quarterback Jalon Daniels found receiver Jared Casey for an 8-yard touchdown reception, putting the score at 14-13 with 7:24 left in the first half.

The Mountaineers answered with a touchdown just before halftime. Doege's third touchdown of the half went to receiver Sam James with 12 seconds left, giving WVU a 21-13 margin at the intermission.

Third-quarter action saw the two teams combine for 18 points as Kansas struck first to tie the game, when Gavin Potter intercepted Doege and returned it 28 yards for a pick six. The Jayhawks' two-point conversion was successful and suddenly WVU's eight-point lead was erased at the 12:30 mark of the third quarter.

With the game tied 21-21, West Virginia took control on the strength of its running attack. Brown's 44-yard touchdown run put the Mountaineers back in front, 28-21.

The Mountaineer defense then held the Jayhawks on fourth-and-1, setting the offense up in good field position. Nine plays later, kicker Casey Legg added a 38-yard field goal to give the Mountaineers a 31-21 lead heading into the fourth quarter.

WVU linebacker Josh Chandler-Semedo intercepted Daniels twice in the end zone, while Legg added a 37-yard field goal between the two interceptions, putting the Mountaineer advantage at 34-21.

With time winding down, the Jayhawks added a 3-yard run from Daniels to pull within six, but it was wasn't enough as WVU grabbed its sixth victory of 2021.

Final numbers showed West Virginia with a powerful run game that totaled 261 yards and one touchdown. The passing game finished with 175 yards for 436 yards of offense. Chandler-Semedo's defensive line for the night included eight tackles, two interceptions, one TFL and one forced fumble.

Kansas finished with 87 yards on the ground and 249 passing for 336 total yards.

With the win, the Mountaineers qualified for their second straight bowl under Neal Brown and now lead the all-time series with Kansas by a 10-1 count.



TONY MATHIS JR.

JOSH CHANDLER-SEMEDO

Scoring and Statistical Summary

	1	2	3	4	F
West Virginia	7	14	10	3	34
Kansas	6	7	8	7	28

1st	KU - Jacob Borcila 46 FG
	WVU - Winston Wright Jr. 14 pass from Jarret Doege (Legg kick)
	KU - Borcila 35 FG
2nd	WVU - Wright Jr. 14 pass from Doege (Legg kick)
	KU - Jared Casey 8 pass from Jalon Daniels (Borcila kick)
	WVU - Sam James 7 pass from Doege (Legg kick)
3rd	KU - Gavin Potter 28 interception return (Earl Bostick pass from Daniels)
	WVU - Leddie Brown 44 rush (Legg kick)
	WVU - Legg 38 FG
4th	WVU - Legg 37 FG
	KU - Daniels 3 rush (Borcila kick)

	WVU	KU
First Downs	23	15
Rushes/Yards	50/261	27/87
Passing Yardage	175	249
Passes	17/22/1	22/32/2
Punts	2/82/41.0	2/83/41.5
Fumbles/Lost	1/1	2/0
Return Yardage	0	139
Penalties/Yards	5/50	4/34
Time of Possession	32:28	26:37

WVU RUSHING: Brown 19-156, Mathis 22-118; WVU PASSING: Doege 16-21-2-170; WVU RECEIVING: Ryan 5-87; WVU TACKLES (TFL/QS): Chandler-Semedo 8 (1/0). McLeod 8 (1/0); WVU INTERCEPTIONS: Chandler-Semedo (2).

KU RUSHING: Pesek-Hickson 12-60; KU PASSING: Daniels 22-32-2-249; KU RECEIVING: Lassiter 7-45, Grimm 4-105, Casey 4-67; KU TACKLES (TFL/QS): Logan 14 (1/0), Potter 10 (2.0) Miller 9 (1/0); KU INTERCEPTIONS: Potter.

Attendance - 23,117



**2021-22 West Virginia Football
Results and Comparison
All games**

	Date	Opponent		Score	Overall	Conf	Time	Attend
	09/04/2021	at Maryland	L	24-30	0-1	0-0	3:57	43811
	09/11/2021	LIU	W	66-0	1-1	0-0	3:23	50911
	09/18/2021	Virginia Tech	W	27-21	2-1	0-0	1:43	60022
*	09/25/2021	at Oklahoma	L	13-16	2-2	0-1	3:19	84353
*	10/02/2021	Texas Tech	L	20-23	2-3	0-2	3:17	54090
*	10/09/2021	at Baylor	L	20-45	2-4	0-3	3:24	43569
*	10/23/2021	at TCU	W	29-17	3-4	1-3	3:17	37288
*	10/30/2021	Iowa St.	W	38-31	4-4	2-3	3:35	45613
*	11/06/2021	Oklahoma St.	L	3-24	4-5	2-4	3:10	50109
*	11/13/2021	at Kansas St.	L	17-34	4-6	2-5	3:08	43932
*	11/20/2021	Texas	W	31-23	5-6	3-5	3:30	48755
*	11/27/2021	at Kansas	W	34-28	6-6	4-5	3:22	23117

Opponent	Score	First Downs				Pen	Rushing Number-Yards	Passing		Total Offense Plays-Yards	Return Yards	Turn- Overs
		Total	Rush	Pass	Yards			Comp	Att.-Int			
Maryland	24-30	18 / 22	4 / 11	13 / 11	1 / 0	21-48 / 44-164	24-40-2 / 26-36-0	277 / 332	61-325 / 80-496	215 / 52	4 / 0	
LIU	66-0	29 / 9	14 / 3	14 / 2	1 / 4	55-198 / 31-32	20-32-0 / 11-21-0	344 / 60	87-542 / 52-92	100 / 83	1 / 1	
Virginia Tech	27-21	18 / 19	7 / 7	9 / 10	2 / 2	33-180 / 41-106	15-27-1 / 19-31-0	193 / 223	60-373 / 72-329	45 / 120	2 / 1	
Oklahoma	13-16	18 / 18	7 / 4	10 / 13	1 / 1	29-67 / 28-57	23-34-1 / 26-36-1	179 / 256	63-246 / 64-313	35 / 74	1 / 1	
Texas Tech	20-23	22 / 20	8 / 7	13 / 13	1 / 0	27-94 / 30-80	26-35-0 / 23-35-1	330 / 266	62-424 / 65-346	44 / 95	1 / 1	
Baylor	20-45	24 / 21	9 / 6	11 / 14	4 / 1	38-90 / 32-171	24-37-1 / 20-31-0	272 / 354	75-362 / 63-525	46 / 48	1 / 0	
TCU	29-17	24 / 19	12 / 7	10 / 11	2 / 1	41-229 / 34-149	22-29-0 / 16-26-2	258 / 244	70-487 / 60-393	106 / 108	0 / 3	
Iowa St.	38-31	28 / 16	7 / 10	18 / 5	3 / 1	29-122 / 34-239	30-47-2 / 16-27-0	370 / 185	76-492 / 61-424	26 / 106	2 / 1	
Oklahoma St.	3-24	11 / 17	4 / 7	5 / 8	2 / 2	33-17 / 32-103	16-24-1 / 21-31-1	116 / 182	57-133 / 63-285	104 / 29	1 / 1	
Kansas St.	17-34	20 / 15	5 / 8	15 / 6	0 / 1	26-74 / 40-161	27-45-2 / 14-19-0	268 / 138	71-342 / 59-299	43 / 107	3 / 0	
Texas	31-23	27 / 17	10 / 9	16 / 7	1 / 1	43-158 / 28-203	28-44-0 / 14-30-1	301 / 152	87-459 / 58-355	52 / 40	0 / 1	
Kansas	34-28	23 / 15	14 / 5	7 / 9	2 / 1	50-261 / 27-87	17-22-1 / 22-32-2	175 / 249	72-436 / 59-336	0 / 157	2 / 2	
Totals	322-292	262 / 208	101 / 84	141 / 109	20 / 15	425-1538 / 401-1552	272-416-11 / 228-355-8	3083 / 2641	841-4621 / 756-4193	816 / 1019	18 / 12	



2021-22 West Virginia Football
Overall Team Statistics
All games

Team Statistics

	WVU	OPP
Scoring	322	292
Points per game	26.8	24.3
Points Off Turnovers	19	49
First Downs	262	208
Rushing	101	84
Passing	141	109
Penalty	20	15
Rushing Yardage	1538	1552
Yards gained rushing	1910	1849
Yards lost rushing	372	297
Rushing attempts	425	401
Average per rush	3.6	3.9
Average per game	128.2	129.3
TDs Rushing	18	13
Passing Yardage	3083	2641
Comp-Att-Int	272-416-11	228-355-8
Average per pass	7.4	7.4
Average per catch	11.3	11.6
Average per game	256.9	220.1
TDs Passing	19	17
Total offense	4621	4193
Total plays	841	756
Average per play	5.5	5.5
Average per game	385.1	349.4
Kick returns: #-Yards	25-651	40-875
Punt returns: #-Yards	18-61	11-71
Int returns: #-Yards	8-104	11-73
Kick return average	26.0	21.9
Punt return average	3.4	6.5
Int return average	13.0	6.6
Fumbles-Lost	22-7	12-4
Penalties-Yards	63-541	54-443
Average per game	45.1	36.9
Punts-Yards	46-1962	56-2281
Average per punt	42.7	40.7
Net punt average	38.3	38.4
Kickoffs-Yards	67-3664	66-3816
Average per kick	54.7	57.8
Net kick average	34.4	34.9
Time of possession / game	32:08	27:41
3rd-down conversion	71/173	55/160
3rd-down pct	41%	34%
4rd-down conversion	18/26	10/24



2021-22 West Virginia Football
Overall Team Statistics
All games

	WVU	OPP
4rd-down pct	69%	42%
Sacks by-Yards	25-162	33-264
Misc Yards	0	0
Touchdowns scored	38	34
Field goals - attempts	19-23	18-22
On-Side kicks	0-0	0-0
Red-zone scores	(44-49) 90%	(33-45) 73%
Red-zone touchdowns	(32-49) 65%	(19-45) 42%
PAT-attempts	(37-38) 97%	(33-34) 97%
Attendance	309500	276070
Games / Avg per game	6/51583	6/46012
Neutral site games	-	0/0

Score by Periods

Team	1st	2nd	3rd	4th	OT	TOT
West Virginia	104	84	81	53	0	322
Opponents	107	56	67	62	0	292



2021-22 West Virginia Football
Individual Statistics
All games

Rushing

Player	gp	att	gain	loss	net	avg	td	lg	avg/g
Leddie Brown	12	223	1095	30	1065	4.8	13	80	88.8
Tony Mathis	10	59	270	14	256	4.3	0	45	25.6
Jarret Doege	12	58	111	223	-112	-1.9	0	12	-9.3
Garrett Greene	10	47	353	47	306	6.5	4	67	30.6
Justin Johnson Jr.	7	19	60	5	55	2.9	0	11	7.9
A'Varius Sparrow	4	3	4	0	4	1.3	1	3	1.0
Sam James	12	2	9	0	9	4.5	0	9	0.8
Winston Wright	12	2	2	0	2	1.0	0	1	0.2
Marquan Rucker	3	2	6	0	6	3.0	0	5	2.0
Isaiah Esdale	10	1	0	7	-7	-7.0	0	0	-0.7
Team	12	9	0	46	-46	-5.1	0	0	-3.8
Total	12	425	1910	372	1538	3.6	18	80	128.2
Opponents	12	401	1849	297	1552	3.9	13	70	129.3

Passing

Player	gp	effic	comp-att-int	pct	yds	td	lg	avg/g
Jarret Doege	12	139.6	254-386-11	65.8	2908	19	55	242.3
Garrett Greene	10	109.0	16-26-0	61.5	147	0	28	14.7
Will Crowder	1	217.6	2-2-0	100.0	28	0	20	28.0
Team	12	0.0	0-2-0	0.0	0	0	0	0.0
Total	12	137.4	272-416-11	65.4	3083	19	55	256.9
Opponents	12	138.0	228-355-8	64.2	2641	17	75	220.1

Receiving

Player	gp	no.	yds	avg	td	lg	avg/g
Winston Wright	12	60	672	11.2	5	40	56.0
Bryce Ford-Wheaton	11	40	560	14.0	3	45	50.9
Sam James	12	39	465	11.9	5	53	38.8
Leddie Brown	12	36	217	6.0	1	25	18.1
Isaiah Esdale	10	29	362	12.5	1	55	36.2
Sean Ryan	12	24	392	16.3	3	44	32.7
Kaden Prather	12	12	175	14.6	0	32	14.6
Mike O'Laughlin	5	11	65	5.9	0	11	13.0
Reese Smith	12	8	86	10.8	1	20	7.2
T.J. Banks	12	6	51	8.5	0	17	4.3
Tony Mathis	10	2	5	2.5	0	5	0.5
Sam Brown	1	2	16	8.0	0	16	16.0
Justin Johnson Jr.	7	2	9	4.5	0	7	1.3
Preston Fox	4	1	8	8.0	0	8	2.0
Total	12	272	3083	11.3	19	55	256.9
Opponents	12	228	2641	11.6	17	75	220.1

Punt Returns

Player	no.	yds	avg	td	lg
Isaiah Esdale	13	57	4.4	0	27
Graeson Malashevich	4	7	1.8	0	10
Winston Wright	1	-3	-3.0	0	0
Total	18	61	3.4	0	27
Opponents	11	71	6.5	1	21

Interceptions

Player	no.	yds	avg	td	lg
Sean Mahone	2	29	14.5	0	28
Josh Chandler-Semedo	2	0	0.0	0	0
Dante Stills	1	0	0.0	0	0
Charles Woods	1	32	32.0	0	32
Jackie Matthews	1	0	0.0	0	0
Darryl Porter Jr.	1	43	43.0	0	43
Total	8	104	13.0	0	43
Opponents	11	73	6.6	2	28

Kick Returns

Player	no.	yds	avg	td	lg
Winston Wright	22	602	27.4	1	98
Graeson Malashevich	3	49	16.3	0	23
Total	25	651	26.0	1	98
Opponents	40	875	21.9	1	100

Fumble Returns

Player	no.	yds	avg	td	lg
Total	0	0	0.0	0	0
Opponents	0	0	0.0	0	0



**2021-22 West Virginia Football
Individual Statistics
All games**

Scoring

Player	td	fg	PAT						pts
			kick	rush	rcv	pass	dxp	saf	
Casey Legg	-	19-23	35-35	-	-	-	-	-	92
Leddie Brown	14	-	-	-	-	-	-	-	84
Winston Wright	6	-	-	-	-	-	-	-	36
Sam James	5	-	-	-	-	-	-	-	30
Garrett Greene	4	-	-	-	-	-	-	-	24
Sean Ryan	3	-	-	-	-	-	-	-	18
Bryce Ford-Wheaton	3	-	-	-	-	-	-	-	18
Isaiah Esdale	1	-	-	-	-	-	-	-	6
Reese Smith	1	-	-	-	-	-	-	-	6
A'Varius Sparrow	1	-	-	-	-	-	-	-	6
Evan Staley	-	-	2-2	-	-	-	-	-	2
Total	38	19-23	37-37	0	0	0	0	0	322
Opponents	34	18-22	32-32	0	1	1	0	0	292

Total Offense

Player	g	plays	rush	pass	total	avg/g
Jarret Doege	12	444	-112	2908	2796	233.0
Leddie Brown	12	223	1065	0	1065	88.8
Garrett Greene	10	73	306	147	453	45.3
Tony Mathis	10	59	256	0	256	25.6
Justin Johnson Jr.	7	19	55	0	55	7.9
Will Crowder	1	2	0	28	28	28.0
Sam James	12	2	9	0	9	0.8
Marquan Rucker	3	2	6	0	6	2.0
A'Varius Sparrow	4	3	4	0	4	1.0
Winston Wright	12	2	2	0	2	0.2
Isaiah Esdale	10	1	-7	0	-7	-0.7
Team	12	0	-46	0	-46	-3.8
Total	12	841	1538	3083	4621	385.1
Opponents	12	756	1552	2641	4193	349.4

Field Goals

Player	fg	pct.	01-19	20-29	30-39	40-49	50-99	lg	blk
Casey Legg	19-23	82.6	0-0	8-8	7-8	4-7	0-0	49	1
Opponents	18-22	81.8	0-0	6-9	8-8	3-3	1-2	50	0

FG Sequence

Team Name	West Virginia	Opponents
Oklahoma St.	(30)	
TCU	(27)	
Maryland		(45)
Kansas		(46),(35)

Numbers in (parentheses) indicate field goal was made

Punting

Player	no.	yds	avg	lg	tb	fc	i20	50+	blk
Tyler Sumpter	45	1962	43.6	72	6	14	11	7	0
Team	1	0	0.0	0	0	0	0	0	1
Total	46	1962	42.7	72	6	14	11	7	1
Opponents	56	2281	40.7	56	4	20	18	9	0

Kickoffs

Player	no.	yds	avg	tb	ob	retn	net	ydIn
Evan Staley	50	2876	57.5	9	3			
Casey Legg	13	530	40.8	0	1			
Kolton McGhee	4	258	64.5	3	0			
Total	67	3664	54.7	12	4	38	34.4	30
Opponents	66	3816	57.8	28	2	27	34.9	30



2021-22 West Virginia Football
Individual Statistics
All games

All Purpose

Player	g	rush	rcv	pr	kr	ir	total	avg/g
Leddie Brown	12	1065	217	0	0	0	1282	106.8
Winston Wright	12	2	672	-3	602	0	1273	106.1
Bryce Ford-Wheaton	11	0	560	0	0	0	560	50.9
Sam James	12	9	465	0	0	0	474	39.5
Isaiah Esdale	10	-7	362	57	0	0	412	41.2
Sean Ryan	12	0	392	0	0	0	392	32.7
Garrett Greene	10	306	0	0	0	0	306	30.6
Tony Mathis	10	256	5	0	0	0	261	26.1
Kaden Prather	12	0	175	0	0	0	175	14.6
Reese Smith	12	0	86	0	0	0	86	7.2
Mike O'Laughlin	5	0	65	0	0	0	65	13.0
Justin Johnson Jr.	7	55	9	0	0	0	64	9.1
Graeson Malashevich	12	0	0	7	49	0	56	4.7
T.J. Banks	12	0	51	0	0	0	51	4.3
Darryl Porter Jr.	12	0	0	0	0	43	43	3.6
Charles Woods	10	0	0	0	0	32	32	3.2
Sean Mahone	12	0	0	0	0	29	29	2.4
Sam Brown	1	0	16	0	0	0	16	16.0
Preston Fox	4	0	8	0	0	0	8	2.0
Marquan Rucker	3	6	0	0	0	0	6	2.0
A'Varius Sparrow	4	4	0	0	0	0	4	1.0
Jarret Doege	12	-112	0	0	0	0	-112	-9.3
Team	12	-46	0	0	0	0	-46	-3.8
Total	12	1538	3083	61	651	104	5437	453.1
Opponents	12	1552	2641	71	875	73	5212	434.3



**2021-22 West Virginia Football
Overall Defense Statistics
All games**

Team Defense

##	Player	gp	Tackles				tfl/yds	Sacks	Pass defense			Fumbles		blkd	
			ua	a	tot	no-yds		int-yds	brup	qbh	fr-yds	ff	kick	saf	
7	Josh Chandler-Semedo	12	64	40	104	5.5-20	1.5-11	2-0	3	6	.	2	.	.	
29	Sean Mahone	12	51	26	77	4-16	0.5-6	2-29	2	.	.	1	.	.	
4	Alonzo Addae	12	44	25	69	4.5-13	1-6	.	3	.	1-0	.	.	.	
2	Darryl Porter Jr.	12	36	5	41	1-3	.	1-43	6	
6	Exree Loe	10	26	12	38	3-4	1-2	.	.	1	.	1	.	.	
3	Jackie Matthews	12	27	9	36	4.5-11	.	1-0	3	
90	Akheem Mesidor	12	22	14	36	8-50	4.5-38	.	.	4	
12	Taijh Alston	12	20	14	34	10-46	5-26	.	.	3	
19	Scottie Young Jr.	10	27	6	33	2-8	.	.	3	
55	Dante Stills	12	25	7	32	13-58	6-41	1-0	.	6	.	1	.	.	
10	Jared Bartlett	12	14	16	30	6-32	3.5-25	.	.	5	1-0	1	.	.	
23	Charles Woods	10	18	9	27	2-4	.	1-32	4	.	1-0	.	.	.	
11	Nicktroy Fortune	7	16	9	25	1.5-2	.	.	1	
5	Lance Dixon	9	16	9	25	1-1	.	.	.	1	
25	Saint McLeod	7	14	6	20	1-2	2	.	.	
95	Jordan Jefferson	12	7	9	16	4-9	0.5-3	.	1	1	
8	VanDarius Cowan	10	11	4	15	1-8	
91	Sean Martin	12	5	9	14	0.5-2	.	.	.	1	1-0	.	.	.	
47	Deshawn Stevens	11	9	2	11	
14	Malachai Ruffin	10	7	2	9	
96	Edward Vesterinen	8	1	6	7	0.5-1	0.5-1	
45	Taurus Simmons	11	3	3	6	
15	Reese Smith	12	4	1	5	
44	La nell Carr	10	2	2	4	
0	Bryce Ford-Wheaton	11	2	1	3	
22	Aubrey Burks	6	2	.	2	
15	Kerry Martin	3	2	.	2	1-2	
99	Darel Middleton	2	1	1	2	1-3	1-3	
52	Jalen Thornton	11	2	.	2	
97	Brayden Dudley	1	2	.	2	2-2	
27	Davis Mallinger	4	2	.	2	
4	Leddie Brown	12	2	.	2	
20	Andrew Wilson-Lamp	4	1	.	1	.	.	.	1	
36	Marquan Rucker	3	.	1	1	
16	Caleb Coleman	4	1	.	1	1-1	
43	Eddie Watkins Jr.	1	1	.	1	1-2	
45	Derek Ambrosino	1	.	1	1	
3	Kaden Prather	12	1	.	1	
13	Sam James	12	.	1	1	
47	J.P. Hadley	1	.	1	1	
Totals		12	488	252	740	79-300	25-162	8-104	27	28	4-0	8	0	0	



2021-22 West Virginia Football
Overall Defense Statistics
All games

Page 2/2
as of Dec 20, 2021

##	Player	gp	Tackles				Sacks	Pass defense			Fumbles		blkd	
			ua	a	tot	tfl/yds		no-yds	int-yds	brup	qbh	fr-yds	ff	kick
	Opponents	12	530	278	808	73-359	33-264	11-73	36	28	7-0	12	2	0



**2021-22 West Virginia Football
Team Game-by-Game
All games**

Date	Opponent	Rushing				Receiving				Passing				Kick Returns				Punt Returns				tot off		
		no.	yds	td	lg	no.	yds	td	lg	cmp	att	int	yds	td	lg	no.	yds	td	lg	no.	yds		td	lg
09/04/2021	at Maryland	21	48	2	14	24	277	1	39	24	40	2	277	1	39	5	217	0	98	2	-2	0	1	325
09/11/2021	LIU	55	198	5	25	20	344	3	39	20	32	0	344	3	39	1	90	1	90	3	10	0	10	542
09/18/2021	Virginia Tech	33	180	1	80	15	193	2	32	15	27	1	193	2	32	2	37	0	19	2	8	0	8	373
09/25/2021	at Oklahoma	29	67	1	20	23	179	0	28	23	34	1	179	0	28	1	27	0	27	2	8	0	8	246
10/02/2021	Texas Tech	27	94	1	16	26	330	1	55	26	35	0	330	1	55	3	36	0	18	1	7	0	7	424
10/09/2021	at Baylor	38	90	1	18	24	272	1	53	24	37	1	272	1	53	3	46	0	23	0	0	0	0	362
10/23/2021	at TCU	41	229	3	67	22	258	0	44	22	29	0	258	0	44	2	33	0	23	1	-2	0	0	487
10/30/2021	Iowa St.	29	122	2	20	30	370	3	45	30	47	2	370	3	45	0	0	0	0	2	26	0	27	492
11/06/2021	Oklahoma St.	33	17	0	15	16	116	0	32	16	24	1	116	0	32	5	107	0	23	2	-3	0	0	133
11/13/2021	at Kansas St.	26	74	0	23	27	268	2	32	27	45	2	268	2	32	2	43	0	26	0	0	0	0	342
11/20/2021	Texas	43	158	1	26	28	301	3	31	28	44	0	301	3	31	1	15	0	15	3	9	0	4	459
11/27/2021	at Kansas	50	261	1	45	17	175	3	38	17	22	1	175	3	38	0	0	0	0	0	0	0	0	436
West Virginia		425	1538	18	80	272	3083	19	55	272	416	11	3083	19	55	25	651	1	98	18	61	0	27	4621
Opponents		401	1552	13	70	228	2641	17	75	228	355	8	2641	17	75	40	875	1	100	11	71	1	21	4193

West Virginia Averages

Games	Avg/ rush	Avg/ catch	Pass effic	KR avg	PR avg	All purpose avg/game	Total offense avg/game
12	3.6	11.3	137.4	26.0	3.4	453.1	385.1

Date	Opponent	Tackles			Sacks	Fumble	Pass Defense			blkd	PAT attempts			off				
		ua	a	total	tfl-yds	no-yds	ff	fr-yds	int-yds	qhb	brup	kick	kick	rush	rcv	saf	t/o	pts
09/04/2021	at Maryland	53	20	73	9.0-39	1-13	0	0-0	0-0	1	4	0	3-3	0	0	0	0	24
09/11/2021	LIU	36	18	54	11.0-31	2-13	0	1-0	0-0	4	3	0	9-9	0	0	0	7	66
09/18/2021	Virginia Tech	43	34	77	10.0-49	6-42	2	1-0	0-0	3	1	0	3-3	0	0	0	0	27
09/25/2021	at Oklahoma	31	44	75	6.0-18	4-13	0	0-0	1-0	3	4	0	1-1	0	0	0	0	13
10/02/2021	Texas Tech	42	20	62	8.0-31	3-17	0	0-0	1-1	2	2	0	2-2	0	0	0	0	20
10/09/2021	at Baylor	41	16	57	3.0-7	0-0	0	0-0	0-0	0	4	0	2-2	0	0	0	0	20
10/23/2021	at TCU	44	8	52	6.0-24	2-10	1	1-0	2-75	0	1	0	2-2	0	0	0	9	29
10/30/2021	Iowa St.	40	22	62	5.0-33	2-18	2	1-0	0-0	2	3	0	5-5	0	0	0	0	38
11/06/2021	Oklahoma St.	40	18	58	3.0-14	1-10	0	0-0	1-0	4	1	0	0-0	0	0	0	0	3
11/13/2021	at Kansas St.	44	20	64	11.0-23	1-1	0	0-0	0-0	1	1	0	2-2	0	0	0	0	17
11/20/2021	Texas	28	24	52	3.0-5	1-2	1	0-0	1-28	5	1	0	4-4	0	0	0	0	31
11/27/2021	at Kansas	46	8	54	4.0-26	2-23	2	0-0	2-0	3	2	0	4-4	0	0	0	3	34
West Virginia		488	252	740	79.0-300	25-162	8	4-0	8-104	28	27	0	37-37	0	0	0	19	322
Opponents		530	278	808	73.0-359	33-264	12	7-0	11-73	28	36	2	32-32	0	1	0	49	292

Date	Opponent	Punting										Field Goals			Kickoffs			
		no.	yds	avg	long	blkd	tb	fc	50+	i20	md-att	long	blkd	no.	yds	avg	tb	ob
09/04/2021	at Maryland	5	195	39.0	50	0	1	3	1	2	1-1	23	0	5	277	55.4	1	1
09/11/2021	LIU	0	0	0.0	0	0	0	0	0	0	1-1	44	0	10	624	62.4	4	0
09/18/2021	Virginia Tech	4	183	45.8	68	0	0	0	1	1	2-2	44	0	6	386	64.3	4	0
09/25/2021	at Oklahoma	5	233	46.6	49	0	1	1	0	2	2-2	25	0	3	178	59.3	0	0
10/02/2021	Texas Tech	2	74	37.0	45	0	0	0	0	0	2-2	36	0	5	310	62.0	0	0
10/09/2021	at Baylor	7	336	48.0	72	0	1	2	2	1	2-2	29	0	5	251	50.2	2	0
10/23/2021	at TCU	2	101	50.5	52	0	2	0	1	0	3-4	49	1	7	325	46.4	0	0
10/30/2021	Iowa St.	4	176	44.0	47	0	0	3	0	2	1-1	31	0	7	334	47.7	0	0
11/06/2021	Oklahoma St.	8	339	42.4	54	0	0	4	2	2	1-1	30	0	2	119	59.5	0	0
11/13/2021	at Kansas St.	3	66	22.0	37	1	0	1	0	1	1-2	39	0	4	183	45.8	0	1
11/20/2021	Texas	4	177	44.3	49	0	1	0	0	0	1-2	45	0	6	305	50.8	0	1
11/27/2021	at Kansas	2	82	41.0	45	0	0	0	0	0	2-3	38	0	7	372	53.1	1	1



2021-22 West Virginia Football
Team Game-by-Game
All games

Date	Opponent	Punting										Field Goals			Kickoffs			
		no.	yds	avg	long	blkd	tb	fc	50+	i20	md-att	long	blkd	no.	yds	avg	tb	ob
West Virginia		46	1962	42.7	72	1	6	14	7	11	19-23	49	1	67	3664	54.7	12	4
Opponents		56	2281	40.7	56	0	4	20	9	18	18-22	50	0	66	3816	57.8	28	2



2021-22 West Virginia Football Opponents Game-by-Game All games

Date	Opponent	Rushing				Receiving				Passing				Kick Returns				Punt Returns				tot off		
		no.	yds	td	lg	no.	yds	td	lg	cmp	att	int	yds	td	lg	no.	yds	td	lg	no.	yds		td	lg
09/04/2021	at Maryland	44	164	0	53	26	332	3	66	26	36	0	332	3	66	3	45	0	23	1	2	0	2	496
09/11/2021	LIU	31	32	0	11	11	60	0	13	11	21	0	60	0	13	5	83	0	25	0	0	0	0	92
09/18/2021	Virginia Tech	41	106	1	25	19	223	2	39	19	31	0	223	2	39	2	99	0	78	3	10	0	5	329
09/25/2021	at Oklahoma	28	57	0	9	26	256	1	38	26	36	1	256	1	38	3	72	0	31	1	2	0	2	313
10/02/2021	Texas Tech	30	80	2	16	23	266	0	46	23	35	1	266	0	46	5	95	0	21	0	0	0	0	346
10/09/2021	at Baylor	32	171	2	31	20	354	4	75	20	31	0	354	4	75	2	27	0	20	3	21	0	11	525
10/23/2021	at TCU	34	149	0	28	16	244	1	49	16	26	2	244	1	49	4	108	1	100	0	0	0	0	393
10/30/2021	Iowa St.	34	239	2	70	16	185	1	68	16	27	0	185	1	68	5	82	0	37	0	0	0	0	424
11/06/2021	Oklahoma St.	32	103	1	18	21	182	2	28	21	31	1	182	2	28	1	27	0	27	0	0	0	0	285
11/13/2021	at Kansas St.	40	161	2	38	14	138	1	35	14	19	0	138	1	35	3	89	0	64	1	15	1	8	299
11/20/2021	Texas	28	203	2	49	14	152	1	52	14	30	1	152	1	52	2	40	0	28	1	0	0	0	355
11/27/2021	at Kansas	27	87	1	20	22	249	1	43	22	32	2	249	1	43	5	108	0	63	1	21	0	21	336
Opponents		401	1552	13	70	228	2641	17	75	228	355	8	2641	17	75	40	875	1	100	11	71	1	21	4193
West Virginia		425	1538	18	80	272	3083	19	55	272	416	11	3083	19	55	25	651	1	98	18	61	0	27	4621

Opponents Averages

Games	Avg/ rush	Avg/ catch	Pass effic	KR avg	PR avg	All purpose avg/game	Total offense avg/game
12	3.9	11.6	138.0	21.9	6.5	434.3	349.4

Date	Opponent	Tackles			Sacks	Fumble	Pass Defense			blkd	PAT attempts			off				
		ua	a	total	no-yds	ff	fr-yds	int-yds	qhb	brup	kick	kick	rush	rcv	saf	t/o	pts	
09/04/2021	at Maryland	37	14	51	5.0-35	3-27	2	2-0	2-5	3	6	0	3-3	0	0	0	10	30
09/11/2021	LIU	52	32	84	4.0-23	2-15	0	1-0	0-0	0	2	0	0-0	0	0	0	0	0
09/18/2021	Virginia Tech	37	18	55	5.0-11	2-7	2	1-0	1-11	2	2	0	3-3	0	0	0	0	21
09/25/2021	at Oklahoma	33	40	73	5.0-18	1-8	1	0-0	1-0	3	1	0	1-1	0	0	0	0	16
10/02/2021	Texas Tech	44	22	66	2.0-14	2-14	1	1-0	0-0	2	1	0	2-2	0	0	0	7	23
10/09/2021	at Baylor	55	12	67	7.0-51	6-46	0	0-0	1-0	6	3	0	6-6	0	0	0	7	45
10/23/2021	at TCU	49	22	71	3.0-11	1-7	0	0-0	0-0	1	1	1	2-2	0	0	0	0	17
10/30/2021	Iowa St.	36	34	70	6.0-11	0-0	1	0-0	2-24	2	7	0	4-4	0	0	0	7	31
11/06/2021	Oklahoma St.	51	8	59	11.0-80	8-75	2	0-0	1-2	3	1	0	3-3	0	0	0	0	24
11/13/2021	at Kansas St.	44	10	54	9.0-36	3-20	3	1-0	2-3	3	5	1	4-4	0	0	0	10	34
11/20/2021	Texas	47	42	89	9.0-37	3-24	0	0-0	0-0	2	5	0	2-2	0	0	0	0	23
11/27/2021	at Kansas	45	24	69	7.0-32	2-21	0	1-0	1-28	1	2	0	2-2	0	1	0	8	28
Opponents		530	278	808	73.0-359	33-264	12	7-0	11-73	28	36	2	32-32	0	1	0	49	292
West Virginia		488	252	740	79.0-300	25-162	8	4-0	8-104	28	27	0	37-37	0	0	0	19	322

Date	Opponent	Punting										Field Goals			Kickoffs			
		no.	yds	avg	long	blkd	tb	fc	50+	i20	md-att	long	blkd	no.	yds	avg	tb	ob
09/04/2021	at Maryland	5	200	40.0	47	0	0	2	0	0	3-4	45	0	7	428	61.1	1	0
09/11/2021	LIU	10	302	30.2	39	0	0	3	0	0	0-1	0	0	1	55	55.0	0	0
09/18/2021	Virginia Tech	5	218	43.6	50	0	1	1	1	1	0-1	0	0	4	260	65.0	2	0
09/25/2021	at Oklahoma	3	158	52.7	53	0	0	1	3	2	3-3	35	0	4	257	64.3	2	1
10/02/2021	Texas Tech	3	138	46.0	52	0	0	1	2	2	3-3	33	0	5	309	61.8	2	0
10/09/2021	at Baylor	5	237	47.4	56	0	2	3	2	1	1-1	45	0	9	491	54.6	5	0
10/23/2021	at TCU	3	124	41.3	49	0	0	1	0	3	1-1	24	0	5	249	49.8	1	1
10/30/2021	Iowa St.	6	240	40.0	48	0	0	2	0	3	1-1	34	0	6	390	65.0	6	0
11/06/2021	Oklahoma St.	6	244	40.7	44	0	0	2	0	4	1-1	34	0	6	323	53.8	0	0
11/13/2021	at Kansas St.	3	116	38.7	46	0	0	1	0	1	2-3	32	0	7	434	62.0	3	0
11/20/2021	Texas	5	221	44.2	55	0	0	2	1	1	1-1	50	0	5	302	60.4	2	0
11/27/2021	at Kansas	2	83	41.5	43	0	1	1	0	0	2-2	46	0	7	318	45.4	4	0



2021-22 West Virginia Football
Opponents Game-by-Game
All games

Date	Opponent	Punting										Field Goals			Kickoffs				
		no.	yds	avg	long	blkd	tb	fc	50+	i20	md-att	long	blkd	no.	yds	avg	tb	ob	
	Opponents	56	2281	40.7	56	0	4	20	9	18	18-22	50	0	66	3816	57.8	28	2	
	West Virginia	46	1962	42.7	72	1	6	14	7	11	19-23	49	1	67	3664	54.7	12	4	



**2021-22 West Virginia Football
Team Game-by-Game Comparison
All games**

Opponent	Score	First Downs				Pen	Rushing Number-Yards	Passing		Total Offense Plays-Yards	Return Yards	Turn- Overs
		Total	Rush	Pass	Comp-Att-Int			Yards				
Maryland	24-30	18 / 22	4 / 11	13 / 11	1 / 0	21-48 / 44-164	24-40-2 / 26-36-0	277 / 332	61-325 / 80-496	215 / 52	4 / 0	
LIU	66-0	29 / 9	14 / 3	14 / 2	1 / 4	55-198 / 31-32	20-32-0 / 11-21-0	344 / 60	87-542 / 52-92	100 / 83	1 / 1	
Virginia Tech	27-21	18 / 19	7 / 7	9 / 10	2 / 2	33-180 / 41-106	15-27-1 / 19-31-0	193 / 223	60-373 / 72-329	45 / 120	2 / 1	
Oklahoma	13-16	18 / 18	7 / 4	10 / 13	1 / 1	29-67 / 28-57	23-34-1 / 26-36-1	179 / 256	63-246 / 64-313	35 / 74	1 / 1	
Texas Tech	20-23	22 / 20	8 / 7	13 / 13	1 / 0	27-94 / 30-80	26-35-0 / 23-35-1	330 / 266	62-424 / 65-346	44 / 95	1 / 1	
Baylor	20-45	24 / 21	9 / 6	11 / 14	4 / 1	38-90 / 32-171	24-37-1 / 20-31-0	272 / 354	75-362 / 63-525	46 / 48	1 / 0	
TCU	29-17	24 / 19	12 / 7	10 / 11	2 / 1	41-229 / 34-149	22-29-0 / 16-26-2	258 / 244	70-487 / 60-393	106 / 108	0 / 3	
Iowa St.	38-31	28 / 16	7 / 10	18 / 5	3 / 1	29-122 / 34-239	30-47-2 / 16-27-0	370 / 185	76-492 / 61-424	26 / 106	2 / 1	
Oklahoma St.	3-24	11 / 17	4 / 7	5 / 8	2 / 2	33-17 / 32-103	16-24-1 / 21-31-1	116 / 182	57-133 / 63-285	104 / 29	1 / 1	
Kansas St.	17-34	20 / 15	5 / 8	15 / 6	0 / 1	26-74 / 40-161	27-45-2 / 14-19-0	268 / 138	71-342 / 59-299	43 / 107	3 / 0	
Texas	31-23	27 / 17	10 / 9	16 / 7	1 / 1	43-158 / 28-203	28-44-0 / 14-30-1	301 / 152	87-459 / 58-355	52 / 40	0 / 1	
Kansas	34-28	23 / 15	14 / 5	7 / 9	2 / 1	50-261 / 27-87	17-22-1 / 22-32-2	175 / 249	72-436 / 59-336	0 / 157	2 / 2	
Totals	322-292	262 / 208	101 / 84	141 / 109	20 / 15	425-1538 / 401-1552	272-416-11 / 228-355-8	3083 / 2641	841-4621 / 756-4193	816 / 1019	18 / 12	

Opponents	3rd Down Conversion	4th Down Conversion	Time of Possession	TOP Margin	Avg Yds/Rush	Avg Yds/Pass	Avg Yds/Play	Punting Number-Avg	Penalties Number-Yards	Sacks
Maryland	6-14 / 8-20	1-1 / 1-2	26:07 / 34:03	-07:56	2.3 / 3.7	6.9 / 9.2	5.3 / 6.2	5-39.0 / 5-40.0	4-20.0 / 5-39.0	1 / 3
LIU	11-16 / 2-13	3-5 / 0-0	35:07 / 23:30	11:37	3.6 / 1.0	10.8 / 2.9	6.2 / 1.8	0-0.0 / 10-30.2	6-75.0 / 3-25.0	2 / 2
Virginia Tech	3-12 / 6-16	1-1 / 1-4	27:57 / 32:03	-04:06	5.5 / 2.6	7.1 / 7.2	6.2 / 4.6	4-45.8 / 5-43.6	9-65.0 / 6-45.0	6 / 2
Oklahoma	4-14 / 5-13	2-2 / 1-2	33:00 / 27:00	06:00	2.3 / 2.0	5.3 / 7.1	3.9 / 4.9	5-46.6 / 3-52.7	7-43.0 / 4-35.0	4 / 1
Texas Tech	5-11 / 8-14	1-2 / 0-0	30:38 / 29:22	01:16	3.5 / 2.7	9.4 / 7.6	6.8 / 5.3	2-37.0 / 3-46.0	6-48.0 / 2-20.0	3 / 2
Baylor	3-15 / 3-11	0-0 / 2-2	34:21 / 25:39	08:42	2.4 / 5.3	7.4 / 11.4	4.8 / 8.3	7-48.0 / 5-47.4	8-68.0 / 6-59.0	0 / 6
TCU	6-14 / 4-12	1-2 / 1-3	35:30 / 24:30	11:00	5.6 / 4.4	8.9 / 9.4	7.0 / 6.6	2-50.5 / 3-41.3	5-45.0 / 7-45.0	2 / 1
Iowa St.	9-15 / 2-12	1-1 / 2-3	34:18 / 25:42	08:36	4.2 / 7.0	7.9 / 6.9	6.5 / 7.0	4-44.0 / 6-40.0	5-55.0 / 5-35.0	2 / 0
Oklahoma St.	2-14 / 4-13	1-3 / 0-1	31:08 / 28:51	02:17	0.5 / 3.2	4.8 / 5.9	2.3 / 4.5	8-42.4 / 6-40.7	3-27.0 / 7-55.0	1 / 8
Kansas St.	5-14 / 7-14	3-4 / 1-1	26:32 / 33:28	-06:56	2.8 / 4.0	6.0 / 7.3	4.8 / 5.1	3-22.0 / 3-38.7	2-26.0 / 1-10.0	1 / 3
Texas	12-20 / 2-10	1-2 / 0-2	38:36 / 21:24	17:12	3.7 / 7.3	6.8 / 5.1	5.3 / 6.1	4-44.3 / 5-44.2	3-19.0 / 4-41.0	1 / 3
Kansas	5-14 / 4-12	3-3 / 1-4	32:28 / 26:37	05:51	5.2 / 3.2	8.0 / 7.8	6.1 / 5.7	2-41.0 / 2-41.5	5-50.0 / 4-34.0	2 / 2
Totals	71-173 / 55-160	18-26 / 10-24	385:42 / 332:09	53:33	3.6 / 3.9	7.4 / 7.4	5.5 / 5.5	46-42.7 / 56-40.7	63-541.0 / 54-443.0	25 / 33

Note: Game totals are displayed in the format TEAM/OPPONENT for each category



**2021-22 West Virginia Football
By Quarter Statistics
All games**

3rd-Down Conversions

Date	Opponent	Score	Overall	1st Qtr	2nd Qtr	3rd Qtr	4th Qtr	Overtime
09/04/2021	at Maryland	L 24-30	6-14 42.9	2-3 66.7	1-2 50.0	2-6 33.3	1-3 33.3	0-0 0.0
09/11/2021	LIU	W 66-0	11-16 68.8	3-4 75.0	4-6 66.7	3-3 100.0	1-3 33.3	0-0 0.0
09/18/2021	Virginia Tech	W 27-21	3-12 25.0	0-1 0.0	2-4 50.0	0-3 0.0	1-4 25.0	0-0 0.0
09/25/2021	at Oklahoma	L 13-16	4-14 28.6	4-5 80.0	0-6 0.0	0-2 0.0	0-1 0.0	0-0 0.0
10/02/2021	Texas Tech	L 20-23	5-11 45.5	1-2 50.0	1-3 33.3	3-4 75.0	0-2 0.0	0-0 0.0
10/09/2021	at Baylor	L 20-45	3-15 20.0	1-4 25.0	1-4 25.0	0-3 0.0	1-4 25.0	0-0 0.0
10/23/2021	at TCU	W 29-17	6-14 42.9	2-4 50.0	1-2 50.0	2-4 50.0	1-4 25.0	0-0 0.0
10/30/2021	Iowa St.	W 38-31	9-15 60.0	4-6 66.7	2-4 50.0	2-2 100.0	1-3 33.3	0-0 0.0
11/06/2021	Oklahoma St.	L 3-24	2-14 14.3	0-4 0.0	0-2 0.0	1-4 25.0	1-4 25.0	0-0 0.0
11/13/2021	at Kansas St.	L 17-34	5-14 35.7	0-3 0.0	2-5 40.0	2-4 50.0	1-2 50.0	0-0 0.0
11/20/2021	Texas	W 31-23	12-20 60.0	4-6 66.7	2-4 50.0	4-5 80.0	2-5 40.0	0-0 0.0
11/27/2021	at Kansas	W 34-28	5-14 35.7	1-2 50.0	2-3 66.7	2-5 40.0	0-4 0.0	0-0 0.0
West Virginia			71-173 41.0	22-44 50.0	18-45 40.0	21-45 46.7	10-39 25.6	0-0 0.0
Opponents			55-160 34.4	15-32 46.9	12-50 24.0	12-34 35.3	16-44 36.4	0-0 0.0

4th-Down Conversions

Date	Opponent	Score	Overall	1st Qtr	2nd Qtr	3rd Qtr	4th Qtr	Overtime
09/04/2021	at Maryland	L 24-30	1-1 100.0	0-0 0.0	0-0 0.0	0-0 0.0	1-1 100.0	0-0 0.0
09/11/2021	LIU	W 66-0	3-5 60.0	1-1 100.0	2-2 100.0	0-0 0.0	0-2 0.0	0-0 0.0
09/18/2021	Virginia Tech	W 27-21	1-1 100.0	0-0 0.0	0-0 0.0	1-1 100.0	0-0 0.0	0-0 0.0
09/25/2021	at Oklahoma	L 13-16	2-2 100.0	1-1 100.0	1-1 100.0	0-0 0.0	0-0 0.0	0-0 0.0
10/02/2021	Texas Tech	L 20-23	1-2 50.0	0-0 0.0	0-1 0.0	0-0 0.0	1-1 100.0	0-0 0.0
10/09/2021	at Baylor	L 20-45	0-0 0.0	0-0 0.0	0-0 0.0	0-0 0.0	0-0 0.0	0-0 0.0
10/23/2021	at TCU	W 29-17	1-2 50.0	1-1 100.0	0-0 0.0	0-0 0.0	0-1 0.0	0-0 0.0
10/30/2021	Iowa St.	W 38-31	1-1 100.0	0-0 0.0	0-0 0.0	0-0 0.0	1-1 100.0	0-0 0.0
11/06/2021	Oklahoma St.	L 3-24	1-3 33.3	1-1 100.0	0-0 0.0	0-0 0.0	0-2 0.0	0-0 0.0
11/13/2021	at Kansas St.	L 17-34	3-4 75.0	0-1 0.0	0-0 0.0	2-2 100.0	1-1 100.0	0-0 0.0
11/20/2021	Texas	W 31-23	1-2 50.0	0-0 0.0	0-0 0.0	0-0 0.0	1-2 50.0	0-0 0.0
11/27/2021	at Kansas	W 34-28	3-3 100.0	1-1 100.0	0-0 0.0	1-1 100.0	1-1 100.0	0-0 0.0
West Virginia			18-26 69.2	5-6 83.3	3-4 75.0	4-4 100.0	6-12 50.0	0-0 0.0
Opponents			10-24 41.7	2-3 66.7	3-5 60.0	0-2 0.0	5-14 35.7	0-0 0.0

Time of Possession

Date	Opponent	Score	Overall	1st Qtr	2nd Qtr	3rd Qtr	4th Qtr	Overtime
09/04/2021	at Maryland	L 24-30	26:07	07:23	04:38	09:34	04:32	00:00
09/11/2021	LIU	W 66-0	35:07	07:27	09:30	09:38	08:32	00:00
09/18/2021	Virginia Tech	W 27-21	27:57	03:45	08:10	09:23	06:39	00:00
09/25/2021	at Oklahoma	L 13-16	33:00	09:07	11:19	07:21	05:13	00:00
10/02/2021	Texas Tech	L 20-23	30:38	03:33	09:53	09:42	07:30	00:00
10/09/2021	at Baylor	L 20-45	34:21	06:56	06:56	11:24	09:05	00:00
10/23/2021	at TCU	W 29-17	35:30	11:36	06:00	06:01	11:53	00:00
10/30/2021	Iowa St.	W 38-31	34:18	11:52	06:47	04:50	10:49	00:00
11/06/2021	Oklahoma St.	L 3-24	31:08	10:09	05:18	07:57	07:44	00:00



2021-22 West Virginia Football
By Quarter Statistics
All games

Date	Opponent		Score	Overall	1st Qtr	2nd Qtr	3rd Qtr	4th Qtr	Overtime
11/13/2021	at Kansas St.	L	17-34	26:32	08:10	06:32	04:15	07:35	00:00
11/20/2021	Texas	W	31-23	38:36	07:25	13:49	09:35	07:47	00:00
11/27/2021	at Kansas	W	34-28	32:28	02:59	13:27	09:45	06:17	00:00
West Virginia			Total	385:42	90:22	102:19	99:25	93:36	00:00
			Avg.	32:08	07:32	08:32	08:17	07:48	00:00
Opponents			Total	332:09	72:55	94:25	65:27	99:22	00:00
			Avg.	27:41	06:05	07:52	05:27	08:17	00:00



2021-22 West Virginia Football
Red-Zone Results
All games

West Virginia Inside Opponent Red-Zone

Date	Opponent	Score	Times In RZ	Times Scored	Total		Rush	Pass	FGs	Failed to score inside RZ					
					Pts	TDs	TDs	TDs	Made	FGA	Down	Int	Fumb	Half	Game
09/04/2021	at Maryland	L 24-30	5	4	24	3	2	1	1	1	0	1	0	0	0
09/11/2021	LIU	W 66-0	9	7	49	7	5	2	0	0	1	0	1	0	0
09/18/2021	Virginia Tech	W 27-21	2	2	10	1	0	1	1	1	0	0	0	0	0
09/25/2021	at Oklahoma	L 13-16	3	3	13	1	1	0	2	2	0	0	0	0	0
10/02/2021	Texas Tech	L 20-23	4	4	20	2	1	1	2	2	0	0	0	0	0
10/09/2021	at Baylor	L 20-45	4	4	20	2	1	1	2	2	0	0	0	0	0
10/23/2021	at TCU	W 29-17	5	4	23	3	3	0	1	1	1	0	0	0	0
10/30/2021	Iowa St.	W 38-31	5	5	31	4	2	2	1	1	0	0	0	0	0
11/06/2021	Oklahoma St.	L 3-24	1	1	3	0	0	0	1	1	0	0	0	0	0
11/13/2021	at Kansas St.	L 17-34	2	2	14	2	0	2	0	0	0	0	0	0	0
11/20/2021	Texas	W 31-23	4	4	28	4	1	3	0	0	0	0	0	0	0
11/27/2021	at Kansas	W 34-28	5	4	24	3	0	3	1	2	0	0	0	0	0
Totals 44 of 49 (89.8%)			49	44	259	32	16	16	12	13	2	1	1	0	0

Opponents Inside West Virginia Red-Zone

Date	Opponent	Score	Times In RZ	Times Scored	Total		Rush	Pass	FGs	Failed to score inside RZ					
					Pts	TDs	TDs	TDs	Made	FGA	Down	Int	Fumb	Half	Game
09/04/2021	Maryland	L 24-30	5	3	13	1	0	1	2	3	0	0	0	0	1
09/11/2021	LIU	W 66-0	2	0	0	0	0	0	0	1	0	0	0	0	0
09/18/2021	Virginia Tech	W 27-21	4	1	7	1	1	0	0	1	1	0	1	0	0
09/25/2021	Oklahoma	L 13-16	4	4	16	1	0	1	3	3	0	0	0	0	0
10/02/2021	Texas Tech	L 20-23	5	5	23	2	2	0	3	3	0	0	0	0	0
10/09/2021	Baylor	L 20-45	3	3	21	3	1	2	0	0	0	0	0	0	0
10/23/2021	TCU	W 29-17	2	2	10	1	0	1	1	1	0	0	0	0	0
10/30/2021	Iowa St.	W 38-31	3	2	10	1	1	0	1	1	0	0	1	0	0
11/06/2021	Oklahoma St.	L 3-24	4	4	24	3	1	2	1	1	0	0	0	0	0
11/13/2021	Kansas St.	L 17-34	6	5	27	3	2	1	2	3	0	0	0	0	0
11/20/2021	Texas	W 31-23	1	1	6	1	1	0	0	0	0	0	0	0	0
11/27/2021	Kansas	W 34-28	6	3	17	2	1	1	1	1	1	2	0	0	0
Totals 33 of 45 (73.3%)			45	33	174	19	10	9	14	18	2	2	2	0	1



**2021-22 West Virginia Football
Games Played
All games**

##	Player	GP-GS	MD	LIU	Hokies	OU	TTU	Baylor	TCU	IowaSt	OSU	KState	UT	KU
0	Bryce Ford-Wheaton	11/8	START	START	XXX	START	START	XXX	START	START	XXX	START	START	...
1	Winston Wright	12/10	START	START	START	START	START	START	START	START	XXX	XXX	START	START
2	Darryl Porter Jr.	12/12	START	START	START	START	START	START	START	START	START	START	START	START
2	Jarret Doege	12/12	START	START	START	START	START	START	START	START	START	START	START	START
3	Jackie Matthews	12/7	XXX	XXX	XXX	XXX	XXX	START	START	START	START	START	START	START
3	Kaden Prather	12/4	XXX	XXX	XXX	XXX	XXX	START	XXX	XXX	START	XXX	START	START
4	Alonzo Addae	12/12	START	START	START	START	START	START	START	START	START	START	START	START
4	Leddie Brown	12/12	START	START	START	START	START	START	START	START	START	START	START	START
5	Lance Dixon	9/3	XXX	START	XXX	XXX	XXX	XXX	START	XXX	START
6	Garrett Greene	10/0	...	XXX	XXX	XXX	XXX	XXX	XXX	XXX	XXX	...	XXX	XXX
6	Exree Loe	10/7	START	XXX	START	START	START	START	XXX	START	XXX	START
7	Will Crowder	1/0	...	XXX
7	Josh Chandler-Semedo	12/12	START	START	START	START	START	START	START	START	START	START	START	START
8	VanDarius Cowan	10/4	START	START	START	XXX	XXX	XXX	XXX	XXX	START	XXX
9	Isaiah Esdale	10/0	XXX	XXX	XXX	XXX	XXX	XXX	XXX	XXX	XXX	XXX
10	Sean Ryan	12/9	XXX	START	START	XXX	START	START	START	START	START	START	XXX	START
10	Jared Bartlett	12/3	XXX	XXX	XXX	START	XXX	START	START	XXX	XXX	XXX	XXX	XXX
11	Nicktroy Fortune	7/7	START	START	START	START	START	START	START
12	Taijh Alston	12/11	START	START	START	START	START	START	START	XXX	START	START	START	START
13	Sam James	12/5	START	XXX	START	START	START	XXX	XXX	START	XXX	XXX	XXX	XXX
14	Matt Cavallaro	0/0
14	Malachai Ruffin	10/0	...	XXX	XXX	XXX	XXX	XXX	XXX	XXX	XXX	XXX	XXX	...
15	Reese Smith	12/2	XXX	XXX	XXX	XXX	XXX	XXX	START	XXX	XXX	START	XXX	XXX
15	Kerry Martin	3/0	XXX	XXX	XXX
16	Caleb Coleman	4/0	...	XXX	XXX	...	XXX	XXX	...
17	Sam Brown	1/0	...	XXX
18	Devell Washington	1/0	...	XXX
19	Scottie Young Jr.	10/7	START	START	START	START	START	XXX	XXX	XXX	START	START
20	Andrew Wilson-Lamp	4/0	...	XXX	XXX	XXX	...	XXX
22	Aubrey Burks	6/0	...	XXX	XXX	XXX	XXX	XXX	XXX
22	A'Varius Sparrow	4/0	...	XXX	XXX	XXX	XXX
23	Charles Woods	10/2	XXX	XXX	...	XXX	XXX	XXX	XXX	START	XXX	START	...	XXX
23	Ja'Corey Hammett	1/1	START
24	Tony Mathis	10/0	...	XXX	XXX	XXX	...	XXX	XXX	XXX	XXX	XXX	XXX	XXX
25	Saint McLeod	7/2	...	XXX	XXX	XXX	...	XXX	XXX	START	START
26	Justin Johnson Jr.	7/0	XXX	XXX	...	XXX	XXX	XXX	...	XXX	XXX
27	Davis Mallinger	4/0	...	XXX	XXX	XXX	XXX
29	Sean Mahone	12/11	START	XXX	START	START	START	START	START	START	START	START	START	START
29	Preston Fox	4/1	...	START	XXX	XXX	XXX
30	Evan Staley	12/0	XXX	XXX	XXX	XXX	XXX	XXX	XXX	XXX	XXX	XXX	XXX	XXX
30	Naim Muhammad	0/0
31	Quamaezius Mosby	11/0	...	XXX	XXX	XXX	XXX	XXX	XXX	XXX	XXX	XXX	XXX	XXX
32	James Thomas	0/0
33	Jairo Faverus	0/0
35	Tyler Sumpter	11/0	XXX	...	XXX	XXX	XXX	XXX	XXX	XXX	XXX	XXX	XXX	XXX
36	Marquan Rucker	3/0	...	XXX	XXX	XXX
37	Owen Chafin	0/0
37	L'Trell Bradley	0/0
39	Danny King	0/0
40	Kolton McGhee	1/0	...	XXX
43	Austin Brinkman	12/0	XXX	XXX	XXX	XXX	XXX	XXX	XXX	XXX	XXX	XXX	XXX	XXX
43	Eddie Watkins Jr.	1/0	...	XXX
44	Lanell Carr	10/2	XXX	XXX	XXX	XXX	XXX	XXX	XXX	START	START	XXX
45	Taurus Simmons	11/0	XXX	XXX	XXX	XXX	XXX	XXX	XXX	...	XXX	XXX	XXX	XXX
45	Derek Ambrosino	1/0	...	XXX
47	J.P. Hadley	1/0	...	XXX
47	Deshawn Stevens	11/0	...	XXX	XXX	XXX	XXX	XXX	XXX	XXX	XXX	XXX	XXX	XXX
48	Casey Legg	12/0	XXX	XXX	XXX	XXX	XXX	XXX	XXX	XXX	XXX	XXX	XXX	XXX
49	Evan Matthes	0/0
50	Brandon Yates	12/12	START	START	START	START	START	START	START	START	START	START	START	START



**2021-22 West Virginia Football
Games Played
All games**

##	Player	GP-GS	MD	LIU	Hokies	OU	TTU	Baylor	TCU	IowaSt	OSU	KState	UT	KU
52	Jalen Thornton	11/0	XXX	XXX	XXX	...	XXX	XXX	XXX	XXX	XXX	XXX	XXX	XXX
52	Parker Moorer	10/5	START	START	START	START	XXX	START	XXX	XXX	XXX	XXX
53	Jordan White	4/0	...	XXX	XXX	XXX	XXX
54	Zach Frazier	12/12	START	START	START	START	START	START	START	START	START	START	START	START
55	Tomas Rimac	2/0	XXX	XXX
55	Dante Stills	12/12	START	START	START	START	START	START	START	START	START	START	START	START
58	Nick Malone	12/1	XXX	XXX	XXX	XXX	XXX	XXX	XXX	XXX	START	XXX	XXX	XXX
59	Jackson Oxley	0/0
60	Noah Drummond	1/0	...	XXX
61	Tyler Connolly	1/0	...	XXX
63	Bryce Biggs	0/0
64	Wyatt Milum	11/7	XXX	XXX	XXX	XXX	START	...	START	START	START	START	START	START
65	Donavan Beaver	1/0	...	XXX
66	Ja'Quay Hubbard	3/0	...	XXX	XXX	XXX
70	Shawn See	1/0	...	XXX
72	Doug Nester	12/12	START	START	START	START	START	START	START	START	START	START	START	START
73	Chris Mayo	0/0
74	James Gmitter	12/12	START	START	START	START	START	START	START	START	START	START	START	START
79	John Hughes	10/0	XXX	XXX	XXX	XXX	XXX	XXX	XXX	XXX	XXX	XXX
80	Charles Finley	6/1	...	XXX	XXX	XXX	XXX	XXX	START
81	Treytan Davis	4/0	...	XXX	XXX	...	XXX	...	XXX
82	Victor Wikstrom	1/0	...	XXX
83	C.J. Cole	2/0	...	XXX	XXX
85	T.J. Banks	12/5	START	START	XXX	XXX	XXX	XXX	XXX	XXX	START	START	START	XXX
87	Mike O'Laughlin	5/3	START	START	XXX	START	XXX
88	Tavis Lee	0/0
89	Graeson Malashevich	12/0	XXX	XXX	XXX	XXX	XXX	XXX	XXX	XXX	XXX	XXX	XXX	XXX
90	Akheem Mesidor	12/12	START	START	START	START	START	START	START	START	START	START	START	START
91	Sean Martin	12/0	XXX	XXX	XXX	XXX	XXX	XXX	XXX	XXX	XXX	XXX	XXX	XXX
94	Hammond Russell IV	1/0	...	XXX
95	Jordan Jefferson	12/3	XXX	XXX	XXX	XXX	START	XXX	XXX	START	XXX	XXX	XXX	START
96	Edward Vesterinen	8/1	...	XXX	XXX	XXX	START	XXX	XXX	XXX	XXX
97	Brayden Dudley	1/0	...	XXX
98	Leighton Bechdel	1/0	...	XXX
99	Darel Middleton	2/0	...	XXX	...	XXX