

FORT HAYS STATE

2019-20 MEN'S BASKETBALL MEDIA GUIDE



HEAD COACH MARK JOHNSON

COACHING ACCOLADES AT FORT HAYS STATE

- Two-time MIAA Coach of the Year
- One-time RMAC Coach of the Year
- Seven NCAA Tournament appearances
- Nine 20-win seasons at FHSU
- 359 career wins
- All-Time coaching wins leader in FHSU history
- Among Top 30 active NCAA Division II Coaches in Win Percentage (.676)
- 4 All-Americans
- 53 All-Conference selections

FHSU QUICK FACTS

School	Fort Hays State University
City/Zip	Hays, Kansas 67601
Founded	1902
Enrollment	15,908
Affiliation	NCAA Division II
Conference	MIAA
Nickname	Tigers
Colors	Black & Gold
President	Dr. Tisa Mason
Athletic Director	Curtis Hammeke
Home Court	Gross Memorial Coliseum (6,814)
Surface	Hardwood
Ticket Office Phone	(785) 628-4050
First Year of Basketball	1907-08
Overall All-Time Record	1597-927 (.633)
Years In NCAA Division II Tourn./Last	13/2016
Last NCAA Tournament Opponent	Nebraska-Kearney
	2016. Lost 67-79 (Central Regional First Round)

Sports Information

Sports Information Director	Ryan Prickett
SID Office Phone	(785) 628-5903
SID Fax	(785) 628-4383
E-mail	rprickett@fhsu.edu
Assistant Sports Information Director	Seth Kincaid
Office Phone	(785) 628-5800
Fort Hays State Athletics Website	www.fhsuathletics.com

Coaching Staff

Head Coach	Mark Johnson
Alma Mater, Year	Pittsburg State University, 1993
Record at FHSU (Years)	359-172/.676 (18 years)
Total Collegiate Record (Years)	359-172/.676 (18 years)
Best Time To Call	Weekday Mornings

Team Information

2018-19 Overall Record	18-11
2018-19 Conference Record/Finish	12-7 MIAA/4th
Starters Returning/Lost	2/3
Letterwinners Returning/Lost	5/8





FORT HAYS STATE UNIVERSITY MEN'S BASKETBALL 2019-20

A MEMBER OF THE MID-AMERICA INTERCOLLEGIATE ATHLETICS ASSOCIATION
AND THE NATIONAL COLLEGIATE ATHLETIC ASSOCIATION

Quick Facts/Mark Johnson Accolades	Inside Front Cover
Table of Contents	1
Fort Hays State University	
About Fort Hays State University	2
FHSU President - Dr. Tisa Mason	2
FHSU Athletics Staff	3
Athletics Staff Directory	4
Academic Majors at FHSU	4
FHSU Athletic Facilities	5-8
Gross Memorial Coliseum	
Gross Memorial Coliseum	10-11
Men's Basketball Locker Room	12
Coaches	
Head Coach Mark Johnson	14-15
Associate Head Coach Jeremy Brown	16
Assistant Coach Todd Johnston	16
Assistant Coach Lucas Houchin	16
Players	
2019-20 Roster	18
2019-20 Outlook	19
Player Profiles	20-28
Opponents	
Arkansas Tech	30
Southwestern Oklahoma State	30
Colorado School of Mines	30
UC-Colorado Springs	30
Southwest Baptist	30
Sterling College	30
Nebraska-Kearney	31
Emporia State	31
Kansas Wesleyan	31
Bethel College	31
Avila University	31
Missouri Southern	31
Pittsburg State	32
Northeastern State	32
Rogers State	32
Washburn	32
Missouri Western	32
Northwest Missouri State	32
Newman	33
Central Oklahoma	33
Central Missouri	33
Lincoln	33
MIAA Opponent Series History	34-36
Review	
2018-19 Season Review	38
2018-19 Final Statistics	39-42

The MIAA	
2018-19 Standings	44
2018-19 MIAA Postseason Awards & Results	44
2018-19 MIAA Individual Leaders	45
2018-19 MIAA Team Leaders	46-47
About The MIAA	48
MIAA All-Time Champions	48
MIAA Member Information	48
Records	
Game Records	50
Season Records	51-52
Career Records	53-54
Team Records	55-56
Individual 30-Point Games	56
Yearly Leaders	57-60
History	
FHSU Individual Honors	62-64
History of Letterwinners	65
Coaching History	66-67
Conference Championships	67
National Championships	68-71
FHSU All-Americans	72-73
FHSU Tradition & NCAA Tournament History	74
FHSU in the National Rankings	75
Series Records	76-77
Season-By-Season Results	78-87
FHSU Milestone Victories	87
Media Information	88
2018-19 All-MIAA Performers	Inside Back Cover
2019-20 Schedule	Back Cover

CREDITS

- The 2019-20 Fort Hays State University Men's Basketball Media Guide was written, edited and designed by Ryan Prickett, FHSU Sports Information Director.
- Outside cover was designed by Sam Leventhal, FHSU Sports Information Graduate Assistant.
- Player and coach mugs and campus photos are credited to Allie Schweizer, FHSU Sports Information. Action photos are credited to Allie Schweizer, Emma Henry, Mitch Weber, Mark Shaiken, Bob Duffy, Nicole Sherrill, and Ryan Prickett.
- Statistical research and historical research for the guide was conducted by Ryan Prickett, Andrew Sogn, Doug Self, Tim Hanson, Jason McCullough, Trent Smith, Lynn Womack, and Rich Topp.
- Fort Hays State University Printing Services printed the guide.

ON THE FRONT COVER

Back Left - Nyjee Wright, Sophomore I Guard I Wichita, Kan.
Back Right - Jared Vitzum, Junior I Forward I Hays, Kan.
Middle - Aaron Nicholson, Senior I Guard I Wichita, Kan.
Front - Devin Davis, Senior I Guard I Vallejo, Calif.

ON THE BACK COVER

Jake Hutchings, Senior I Forward I Las Vegas, Nev.



About Fort Hays State University

Founded in 1902 on the plains of Western Kansas, Fort Hays State University is the second youngest of the six state universities. FHSU celebrated its centennial in 2002.

From a humble but exciting beginning, when just two faculty members and a 19-course curriculum greeted 34 students, our university has grown to a faculty over 400, a support staff of more than 500 and a student body over 14,000. The university now offers hundreds of courses in each of its four main colleges — Education, Arts and Sciences, Business and Leadership, and Health and Life Sciences — and the Graduate School. The FHSU Virtual College provides many of the courses through various media to sites across Kansas and beyond.

FHSU is governed by a Board of Regents appointed by the governor of the state of Kansas.

FHSU is located in Hays, the largest city in northwest Kansas. Hays began as a wild frontier town and has grown into a progressive community of about 20,000 people. The old and new blend beautifully to form a city that is small enough to be comfortable yet large enough to provide abundant cultural, commercial and entertainment opportunities. In 1996, Hays was recognized as an All-America City.

The university sits on a campus of 4,160 acres of land that once was part of the historic Fort Hays frontier military post, and it recently expanded to include the relocated Sternberg Museum of Natural History on a site adjacent to Interstate 70 in northeast Hays. Big Creek, with its shady, grassy banks, meanders through the main campus, providing a tranquil learning atmosphere and serving as a natural laboratory for students in the biological sciences. With its stately limestone buildings and profuse flowers, trees and shrubs, our campus has often been called the prettiest in Kansas.

FHSU is academically superior to many comparable universities, offers students an electronic learning and living environment, and is richly endowed by heritage and tradition. Students come to our university for a multitude of reasons, but surveys show that their overwhelming reason is “the university’s reputation for academic excellence and its caring faculty.”

The university supports one of the most extensive and successful intercollegiate sports programs of any comparably sized college or university in America, boasting numerous All-American athletes and national championships. More than 400 athletes compete annually in nine men’s and nine women’s sports. FHSU is a member of the Mid-America Intercollegiate Athletics Association, which comprises 14 schools from the states of Kansas, Missouri, Oklahoma and Nebraska.

The university also serves as the cultural center of western Kansas, featuring fine arts exhibitions, performing arts presentations by faculty, students and traveling professional troupes, and a Presidential Lecture Series.

2019-20 FORT HAYS STATE MEN’S BASKETBALL



Dr. Tisa Mason - Fort Hays State President

The Kansas Board of Regents announced the appointment of Dr. Tisa Mason as the 10th president at Fort Hays State University on November 3, 2017.

“I’m honored to accept the role of President at Fort Hays State University and once again join this outstanding community,” said Mason. “I’m excited to work with the students, faculty and staff of this leading forward-thinking, entrepreneurial university as together we position the university for even greater levels of achievement and innovation.”

Mason, a former vice president for student affairs at Fort Hays State, returned to Hays after serving as president at Valley City State University, North Dakota.

A native of Massachusetts, Mason, in addition to serving as president of Valley City State and vice president for student affairs at FHSU, also served as dean of student life at the University of Wisconsin-Whitewater; executive director of the Sigma Kappa Sorority and Foundation in Indianapolis, Ind.; director of student life and assistant professor at Christopher Newport University, Newport News, Va.; and assistant dean of students, Hanover College, Hanover, Ind.

In 2013, Mason received the Robert H. Shaffer Award from the Association of Fraternity/Sorority Advisors for her long-term commitment to fostering positive change in fraternities and sororities. She received the Excellence in Service to Students Award from the National Society of Leadership and Success in the same year.

“Dr. Mason possesses a wealth of experience and has the innovative spirit needed to lead Fort Hays State University,” said Dave Murfin, chair of the Board of Regents. “I’m confident that she will continue the Fort Hays State tradition of providing accessible, quality education to its community and our state.”

Mason’s academic credentials include a Doctor of Education degree in higher education from the College of William and Mary in Williamsburg, Va.; a Master of Science degree in education from Eastern Illinois University in Charleston, Ill.; and a Bachelor of Arts degree in sociology/anthropology from Transylvania University in Lexington, Ky.



#DEFENDTHEFORT



Curtis Hammeke - Athletic Director

Curtis Hammeke is in his 16th year as Director of Athletics at Fort Hays State University. He was named the Director of Athletics on May 20, 2004. Hammeke is in his second stint as an administrator at FHSU. He served as the Head Baseball Coach and Assistant Director of Athletics from 1991-1996. Hammeke spent the 2003-04 school year as the athletic director at Newman University (then known as Kansas Newman) in Wichita, Kansas. Before taking the Athletic Director position at Kansas Newman, Hammeke served as the director of athletics at Butler County (Kan.) Community College in El Dorado from 1998-2003. Before that, he was director of athletics at Great Bend High School for two years, beginning in 1996, after leaving his position at FHSU.

Hammeke earned a bachelor's degree in Physical Education from Fort Hays State University in 1985 and a master's degree in Athletic Administration in 1993. The Great Bend, Kan., native played baseball for FHSU from 1983-1984.

Hammeke also worked at Barton County Community College as Assistant Baseball Coach and Sports Information Director from 1987-1991 and as a writer for the Grand Island Daily Independent from 1986-1987.

During his time as FHSU's head baseball coach, Hammeke received the Louisville Slugger Award in 1995, a national coach of the year honor, and was named coach of the year by the Rocky Mountain Athletic Conference and the Mile High Intercollegiate Baseball League.

In 2017, Hammeke was inducted into the Barton (Kan.) Community College Sports Hall of Fame for his time as both a player and coach at the institution.

Hammeke and his wife, Annette, have three children—Andy, Alicia and Nicholas.



Matt Cook - Assistant Athletic Director for External Operations

Matt Cook is in his sixth year as Assistant Athletic Director of External Operations at Fort Hays State University. Cook returned to Fort Hays State University in 2014 after one year away as the marketing development coordinator for Prep2Prep.

Cook earned his bachelor's degree in Recreation/Sports Management from FHSU in 2011 and a master's degree in Sports Administration in 2013, while serving as a graduate assistant for the FHSU Athletic Department.

His past experiences include a two-year game day internship with the professional indoor football team Wichita Wild, interim Russell Recreation Director, and three years of coaching high school football and basketball in Russell, Kan.

Cook and his wife, Kathleen, currently reside in Hays.



Ryan Prickett - Sports Information Director

Ryan Prickett is in his 15th year as Sports Information Director at Fort Hays State University. He became director in June of 2005 and oversees media relations for all of Fort Hays State's 18 intercollegiate athletic programs.

Prickett has been involved in Fort Hays State's sports information department for 22 years as a student assistant, graduate assistant, and now head director. He worked under former Fort Hays State Sports Information Directors Jack Kuestermeyer, Steve Webster and Jason McCullough.

Prickett is a member of the College Sports Information Directors of America (CoSIDA). He is responsible for writing, editing and designing all of Fort Hays State University's athletic publications. He is also responsible for statistical operations and media relations at home athletic events, along with maintaining and writing releases for the official athletic website of Fort Hays State University Athletics (www.fhsuathletics.com) and managing Fort Hays State's athletic social media accounts.

Prickett has gained national recognition by CoSIDA for his publications at FHSU. He has amassed 16 "Excellence in Publications" Awards for media guides, which includes volleyball, men's and women's basketball, and football. In 2011, Prickett teamed with graduate assistant Doug Self to earn Best in Nation honors for the 2011 Fort Hays State Volleyball Media Guide. In 2014, the volleyball media guide once again earned Best in Nation honors when Prickett teamed with graduate assistant Andrew Sogn. In 2015-16, Prickett earned Best in Nation honors for his women's basketball media guide. Most recently, Prickett earned two Best in Nation honors for his men's basketball media guide and volleyball media guide cover in 2016-17. He produced the top volleyball media guide in NCAA Division II four consecutive years (2011-2014).

Prickett currently serves as the Central Region Coordinator for the D2CCA Division II Men's Soccer All-America Team and a regional voter for the D2CCA Division II Men's Basketball Poll. He has also served as the head media contact for Kansas State High School Activities Association State Championships hosted in Hays for football, volleyball, wrestling, and boys and girls basketball.

Several graduate assistants and student workers have found success in athletic operations after working under Prickett at Fort Hays State - positions at the pro sports level including the National Basketball Association (NBA), Major League Soccer (MLS), and Central Hockey League (CHL), along with collegiate positions at the NCAA Division I and II levels, including the annual Alamo Bowl football game. Six of Prickett's former assistants moved on to become sports information directors at either the NCAA Division I and II levels, or junior college level. Four of the six are still active as sports information directors.

A native of Salina, Kan., Prickett earned a bachelor's degree in Physical Education in 2003 and a master's degree in Sports Administration in 2005 from Fort Hays State University. He and his wife, Stacy, reside in Hays.



Brad Haynes - Assistant Athletic Director for Internal Operations

Brad Haynes is in his 12th year as Associate Athletic Director at Fort Hays State University. This is his 10th year handling Internal Operations, after handling External Operations the first two years. Haynes returned to Fort Hays State University in 2008 with over 11 years of experience in sports administration.

Haynes' past administrative experiences include stops in minor league baseball with Los Angeles Angels and Texas Rangers affiliates, minor league hockey with a Calgary Flames affiliate, and Division I and II athletics (Texas Tech University and University of Nebraska at Omaha).

Haynes holds two degrees from Fort Hays State University, a bachelor's in Business Education and a master's in Sports Administration. As he acquired his degrees, he was a baseball player (undergrad) and assistant coach (graduate) for current athletic director Curtis Hammeke. Haynes' family includes wife Trisha, son Cyrus and daughter Heidi.



Dixie Balman - Assistant Athletic Director for Compliance and Senior Woman Administrator

Dixie Balman is in her sixth year as Assistant Athletic Director of Compliance and Senior Woman Administrator. She made the move into athletics after working at Fort Hays State in the Office of Financial Assistance from 1999 to 2014.

Balman served as Assistant Director of Financial Assistance at FHSU for 15 years, overseeing financial assistance programs for students, administering and maintaining the scholarship application program as well as ensuring and determining student financial aid eligibility. Her time in Financial Aid also saw her work closely with the athletic department, assisting in NCAA Compliance for financial aid eligibility and working alongside the department regarding Financial Aid Agreements for scholarship purposes. She also serves on several FHSU committees and as an advisor to the National Society of Collegiate Scholars.

Other administrative stops for Balman include time at Cargill, Inc., and Newman University.

Balman holds two degrees from Fort Hays State, a bachelor's in Business Administration (management), achieved in 1989, and a Master of Liberal Studies in Organizational Leadership (2007).

She lives in Hays, Kan., with her family - husband Dan and children Josh, Megan and Abby.



Kegan Knight - Assistant Athletic Director

Kegan Knight is in his first year as Assistant Athletic Director after serving as a graduate assistant in the athletics office for two years. His role is assisting in both internal and external operations.

Prior to his time at Fort Hays State, Knight attended Coffeyville (Kan.) Community College where he competed in baseball and graduated with an associate's degree. He transferred to Northeastern State University in Tahlequah, Oklahoma, where he continued his baseball career and graduated with a bachelor's degree in Criminal Justice and Business Administration minor. Knight completed his master's degree in Athletic Administration at Fort Hays State in 2019.

A native of Olathe, Kansas, Knight resides in Hays with his wife Alicia and children Emery and Kollins.

Fort Hays State Head Coaches & Support Staff



Chris Brown
Football



Jessica Wood-Atkins
Volleyball



Jason McCullough
Cross Country/
Track & Field



Gerry Cleary
Men's Soccer



Blake Reynolds
Women's Soccer



Mark Johnson
Men's Basketball



Tony Hobson
Women's Basketball



Chas Thompson
Wrestling



Jerod Goodale
Baseball



Adrian Pilkington
Softball



Brian Flax
Tennis



Seth Kincaid
Men's Golf/
Asst. Sports Information Director



Jerol DeBoer
Women's Golf



Tobi Neuburger
Administrative
Officer



Jan Schmidtberger
Bookkeeper



Summer Harris
Special Events
Coordinator

U
F
C
P
O
R
v
M
R
C
H



STAFF DIRECTORY/MAJORS AT FHSU

Fort Hays State Athletics Directory

Area Code: 785 Main campus switchboard number: (785) 628-4000
Athletic Department Phone: (785) 628-4050 Athletics Fax Number: (785) 628-4383

Fort Hays State Athletic Administration

Position	Name	Phone	E-mail
Athletic Director	Curtis Hammeke	628-4353	chammeke@fhsu.edu
Assistant A.D. for Internal Operations	Brad Haynes	628-5288	behaynes@fhsu.edu
Assistant A.D. for External Operations	Matt Cook	628-4429	mcook8@fhsu.edu
Assistant A.D./SWA/Compliance	Dixie Balman	628-4372	dbalman@fhsu.edu
Sports Information Director	Ryan Prickett	628-5903	rmprickett@fhsu.edu
Administrative Specialist	Stephanie Dechant	628-4050	sdechant@fhsu.edu
Bookkeeper	Jan Schmidtberger	628-4394	jschmidtberger4@fhsu.edu
Head Athletic Trainer	Nate Hepner	628-5285	njhepner@fhsu.edu
Gross/Cunningham Complex Operations	Troy Keller	628-4199	t_keller2@fhsu.edu

Fort Hays State Head Coaches

Position	Name	Phone	E-mail
FOOTBALL			
Head Coach	Chris Brown	628-4399	cjbrown9@fhsu.edu
VOLLEYBALL			
Head Coach	Jessica Wood-Atkins	628-4392	jmwoodatkins@fhsu.edu
CROSS COUNTRY/TRACK & FIELD			
Head Coach	Jason McCullough	628-4352	jmccullo@fhsu.edu
MEN'S SOCCER			
Head Coach	Gerry Cleary	628-5471	gmcleary@fhsu.edu
WOMEN'S SOCCER			
Head Coach	Blake Reynolds	628-5690	bareynolds3@fhsu.edu
MEN'S BASKETBALL			
Head Coach	Mark Johnson	628-4355	mjohnson@fhsu.edu
WOMEN'S BASKETBALL			
Head Coach	Tony Hobson	628-4375	thobson@fhsu.edu
WRESTLING			
Head Coach	Chas Thompson	628-5392	chthompson@fhsu.edu
BASEBALL			
Head Coach	Jerod Goodale	628-4357	jmgoodale@fhsu.edu
SOFTBALL			
Head Coach	Adrian Pilkington	628-5885	ammohr2@fhsu.edu
TENNIS			
Head Coach	Brian Flax	628-5854	bflax@fhsu.edu
MEN'S GOLF			
Head Coach	Seth Kincaid	628-4785	sckincaid@fhsu.edu
WOMEN'S GOLF			
Head Women's Coach	Jerol DeBoer	432-1084	ijdeboer@fhsu.edu

Academic Majors at Fort Hays State University

Accounting	Educational Administration (Master of Science)	Math Education	Pre-Osteopathy
Agricultural Business	Elementary Education	Mathematics	Pre-Pharmacy
Agriculture	English	Media Studies	Pre-Physical Therapy
Art & Design	English Education	Medical Diagnostic Imaging	Pre-Podiatry
Art Education	Finance	Modern Languages	Pre-Theology
Art History	General Studies	Music	Pre-Veterinary Medicine
Associate of General Studies	Geography/Geographic Information Systems	Music Education	Psychology
Athletic Training	Geology	Music Performance	Radiologic Technology
Beef Cattle Management	Graphic Design	Nursing	Reading Specialist
Biology	Health & Human Performance	Office Technology	Social Work
Biology and General Science	Health & Human Performance - Teaching	Organizational Leadership	Sociology
Business Communication	History	Philosophy	Special Education
Business Education	History Education	Physical Science	Specialist in Education (Education Administration)
Chemistry	Information Networking & Telecommunications	Political Science	Speech-Language Pathology
Chemistry Education	Interdisciplinary Studies	Pre-Public Administration	Studio Art
Communication Education	Interior Design	Pre-Dental	Technology Leadership
Communication Studies	Justice Studies	Pre-Engineering	Technology Studies
Computer Networking and Telecommunications	Library Media Specialist	Pre-Forestry	Telecommunications/Networking
Computer Science	Management	Pre-Law	Tourism & Hospitality
Computer Science - Business	Management Information Systems	Pre-Medicine	
Counselor Education (Master of Science)	Marketing	Pre-Occupational Therapy	
Criminal Justice	Master's in Education	Pre-Optometry	

2019-20 FORT HAYS STATE MEN'S BASKETBALL



#DEFENDTHEFORT

Lewis Field Stadium

LEWIS FIELD STADIUM is the 6,362-seat home of the Fort Hays State University football team. The venue has been home to the Tigers for over 80 years, but has seen several renovations throughout its history.

Lewis Field was constructed in 1936 on what was formerly the Golden Belt Fairgrounds, named in honor of William Alexander Lewis, president of Fort Hays State University from 1913 to 1933. The field is located beside a spacious tree-lined drive and is just a short walk from the campus residence halls and downtown business district.

The stadium saw several changes prior to the start of the 2013 season. A brand new artificial playing surface was installed, which plays similar to natural grass. A new look for the field included the FHSU Tiger logo at the 50-yardline and black endzones with gold lettering that reads "Fort Hays" in the north endzone and "Tigers" in the south endzone. Visible just beyond the southeast wall of the stadium is the Schmidt-Bickle Indoor Training Facility, opened in 2013, which features a 60-yard indoor field, a weight room and meeting rooms for the players.

In the summer of 2017, over 2,000 new black folding seats replaced old chair back seats and a majority of the bench seating previously on the west side of the stadium, while stairwells widened and handrails were installed. Following the 2017 season, a new video/scoreboard was installed at the north end of the stadium. The board measures over 60 feet wide and 45 feet tall and will be ready for use going into the 2018 season.

Prior to the 2003 season, a new lighting system was installed to eliminated shadows on the playing surface. The native limestone structure around the outside of the stadium was refurbished to its natural state in 1993 when 57 years of weathering was sandblasted away.

Dressing rooms, concession areas, athletic training facilities, restrooms and equipment storage rooms are located under the grandstands. A complete remodel of the Tiger locker room was completed prior to the 2006 season with carpet flooring and individual lockers for 90 players.



Schmidt-Bickle Indoor Training Facility

The multi-million dollar **SCHMIDT-BICKLE INDOOR TRAINING FACILITY** opened in August of 2013. The facility is located just beyond the southeast wall of Lewis Field Stadium on the campus of Fort Hays State University. The 50,400-square foot facility features a 65-yard artificial turf practice field, batting cages, 70-yard three-lane synthetic track with jump pits, 5,000-square foot weight room, storage areas for multiple sports, and a team meeting room. The facility was named for the families of Bob and Pat Schmidt and Don and Chris Bickle, who provided major gifts to the university to help fund the construction of the facility. Construction began in June of 2012 and took just over a year to complete. The facility is primarily used by Fort Hays State's outdoor sports programs.



U
F
C
P
O
Rv
M
Rc
H



Gross Memorial Coliseum

GROSS MEMORIAL COLISEUM is the home of Fort Hays State men's and women's basketball, volleyball, wrestling, and indoor track and field. The 6,814-seat arena was finished in August of 1973 at a cost of seven million dollars. The Tigers made the move across campus from Sheridan Coliseum, which seated 2,000. Paul "Busch" Gross is the namesake of the Coliseum. Gross coached basketball at FHSU from 1930 to 1946 and also served as the athletic director at Fort Hays State for several years. In 2017, Gross Memorial Coliseum was selected as one of the Five Best Arenas in D2 Basketball by Hero Sports.

The installment of a new video board occurred in the summer of 2017. The new board replaced the old scoreboard above center court that was in operation nearly 20 years. The new board features a four-sided, high definition, full-color LED display, with all four screens measuring nearly 12 feet wide by seven feet tall. Just below is a video ring that is two feet tall with an 11-foot diameter. The underside of the ring features the Tiger logo facing the playing floor. New scoreboards at each end of the arena were also installed in place of old scoreboards. The volleyball, wrestling, and softball programs all received upgrades to locker rooms inside the coliseum as well.

Major renovations took place in the coliseum in the summer of 2011 with the installation of a completely new playing surface and indoor track, and remodeled locker rooms for the men's and women's basketball teams. On the new playing surface, a larger Tiger logo was painted around the mid-court circle.

In the summer of 2008, changes were made with the addition of chairback seating on the lower level of the coliseum. Approximately 650 chairback seats were installed along the sidelines of the court.

Gross Memorial Coliseum is a multipurpose facility. It is also home to the KSHSAA 1A State Basketball Tournament, the KSHSAA 3-2-1A State Wrestling Championships, and the KSHSAA 1A State Volleyball Championships. The coliseum houses the FHSU Athletic Department, a large athletic training room, locker rooms, concession stands, a press box and the Field Weight Room.



FHSU Soccer Stadium at Bickle-Schmidt Sports Complex

The **FHSU SOCCER STADIUM** opened for play in the fall of 2011, the inaugural season of Fort Hays State men's and women's soccer. The Tigers home stadium is part of the Bickle-Schmidt Sports Complex which also features eight baseball/softball fields and eight football/soccer fields. The stadium is a state of the art soccer-specific complex with a synthetic turf playing surface and lighting that meets NCAA regulations for holding night contests. Other features include a Daktronics scoreboard with LED lighting just beyond the south end of the playing field, bleachers seating 500-plus fans, and a two-level press box. The stadium also has both men's and women's locker rooms and a concessions area. This brand new facility sits on 120 acres of ground and is located just northwest of Gross Memorial Coliseum on the western edge of Hays at the intersection of Old Highway 40 and the Highway 183 bypass.





Larks Park

LARKS PARK is home to the Fort Hays State University baseball team. The park is owned by the city of Hays but operated by the FHSU Athletic Department. The athletic department has a ten-year lease on the property.

Larks Park was built in 1940 as part of a Work Projects Administration project. It is a historic venue as the oldest park within the state of Kansas. Continued renovations over past years have maintained the facility as one of the finest in the state.

Larks Park is located at Fourth and Main in Hays. The park features a limestone frame with locker rooms, restrooms, concession facilities, and seating for 1,200 Tiger fans. A record 1,868 fans turned out on April 8, 2005, to watch the Tigers take on Mesa State. Lights were installed in 2000 to allow night games at the park.

A new field turf infield playing surface was installed in the spring of 2013. The entire infield, including dugouts, mound, base cutouts, and home plate area, is now field turf instead of dirt. The artificial infield is necessary due to the numerous games that are played in the park each year. The outfield is made of bluegrass sod.

Park dimensions are 322 feet down the left field line, 319 feet down the right field line, 349 feet to the power alleys and 405 feet to center field.

Larks Park also received several major renovations in 2008. A new eight-foot wooden fence replaced the old chainlink outfield fence and the foul poles were also replaced. Billboards of Tiger supporters line the new outfield fence. Along foul territory is now a four-foot wooden fence. The bullpens received a facelift as they are now enclosed with the same fencing that surrounds the field. A new scoreboard with LED lighting was placed above the right field fence. Most recently in the spring of 2010, the Tiger locker room, bathrooms, and training facility underneath the grandstand were remodeled.



FHSU Tennis Courts

The **FHSU TENNIS COURTS** are home to the Lady Tiger tennis team. Six hard surfaced courts are available for both tournament and dual match contests. The courts were completed in 1994 on the south side of the Gross Memorial Coliseum/Cunningham Hall Complex. The courts also feature lights for evening play.



Smoky Hill Country Club



SMOKY HILL COUNTRY CLUB is home to the Fort Hays State men's and women's golf teams. The par-71 layout is one of the premier golf courses in northwest Kansas. The course opened in 1962 and was designed by Greg H. Nash. Smoky Hill Country Club is located at 3303 Hall in Hays.

U
F
C
P
O
Rv
M
Rc
H



FORT HAYS STATE ATHLETIC FACILITIES

Tiger Stadium

TIGER STADIUM is home to the Fort Hays State University softball team. Ground breaking for the stadium occurred in January of 1998 and was ready for action by February of 1999.

Tiger Stadium is on the south side of Gross Memorial Coliseum/Cunningham Hall. The park features concession facilities and seating for 500 Tiger fans.

Both dugouts were built above ground with a six foot high protection fence in front. A large press box sits behind the stands which houses the public address announcer, scoreboard operator, official scorer, and working media.

Park dimensions are 200 feet down the left and right field lines, 210 feet to the power alleys and 220 feet to center field. The outfield fence stands eight feet high.

Prior to the 2012 season, the stadium received a major facelift as the wooden outfield fence was painted black with a gold distance marks and trim on top of the fence. The tops of the dugouts were also painted black, along with the backstop behind home plate. More renovations took place in the fall of 2013, when stadium style seating was added behind home plate thanks to a major donation from Eugene and Jo Ann Fleharty.

Upgrades to the park were made before the 2007 season with the installation of an Oklahoma red clay infield surface. The surface is excellent for the Kansas wind and has a high moisture content ratio, providing the ability to withstand spring storms, particularly in the absence of field tarp. Drought resistant fescue grass is the surface in the outfield and foul territory.

In the summer of 2007, a new net-style backstop replaced the old chain link backstop behind home plate. In 2008, a new scoreboard with LED lighting was installed beyond the outfield wall.

Behind the center field portion of the fence sits three flagpoles which hold the American, State of Kansas and FHSU flags. The chainlink fence alongside foul territory contains billboards of Tiger supporters.


The stadium also features two bullpens and two batting tunnels. They are located outside the playing area down the right and left field lines. Lights were installed in the summer of 2003 to aid in hosting tournaments and night contests. The lights are positioned behind each dugout and to each side of right and left field.



FHSU Track & Field Facility

The FHSU Track and Field Facility consists of a nine-lane, 400-meter, all-weather running track and a full complement of field event areas. The current site was chosen more than two years ago and construction of the \$3.28 million facility began in April of 2016. The complex includes a press box and fixed bleacher seating for 500 spectators on the east side. Other structures provide field equipment storage, a training room, a meeting room, and public restrooms. Construction completed in December of 2016. Installation of a new timing and results board occurred in August of 2017 and future upgrades include the addition of lights to the facility as funding becomes available.

The track at the facility is named for Alex Francis, the highly successful man who coached track and field and cross country at Fort Hays State University from 1946 until his retirement in 1980. The track at Lewis Field Stadium was previously named after Coach Francis and his name and legacy has been carried forward to Fort Hays State's current track. His cross country teams won four national titles (1963, 1965, 1968, 1969) and finished national runner-up four times. He also guided cross country teams to 11 conference titles. His track and field squads captured 17 conference titles and overall he guided 139 Tiger athletes to All-America status in cross country and track and field combined.



2019-20 FORT HAYS STATE MEN'S BASKETBALL

FACILITIES



GAMEDAY AT GROSS MEMORIAL COLISEUM





GROSS MEMORIAL COLISEUM

2019-20 FORT HAYS STATE MEN'S BASKETBALL





GROSS MEMORIAL COLISEUM is the home of Fort Hays State men's and women's basketball, volleyball, wrestling, and indoor track and field. The 6,814-seat arena was finished in August of 1973 at a cost of seven million dollars. The Tigers made the move across campus from Sheridan Coliseum, which seated 2,000. Paul "Busch" Gross is the namesake of the Coliseum. Gross coached basketball at FHSU from 1930 to 1946 and also served as the athletic director at Fort Hays State for several years. In 2017, Gross Memorial Coliseum was selected as one of the Five Best Arenas in D2 Basketball by Hero Sports.

The installment of a new video board occurred in the summer of 2017. The new board replaced the old scoreboard above center court that was in operation nearly 20 years. The new board features a four-sided, high definition, full-color LED display, with all four screens measuring nearly 12 feet wide by seven feet tall. Just below is a video ring that is two feet tall with an 11-foot diameter. The underside of the ring features the Tiger logo facing the playing floor. The new video board replaces the old center-hung scoreboard that was in operation at the coliseum for over 20 years. New scoreboards at each end of the arena were also installed in place of old scoreboards. The volleyball, wrestling, and softball programs all received upgrades to locker rooms inside the coliseum as well.

Major renovations took place in the coliseum in the summer of 2011 with the installation of a completely new playing surface and indoor track, and remodeled locker rooms for the men's and women's basketball teams. The old wood surface, which had been in place for two decades, was stripped down to the concrete underneath and replaced with a more forgiving wood surface. On the new playing surface, a larger Tiger logo was painted around the mid-court circle.

In the summer of 2008, changes were made with the addition of chairback seating on the lower level of the coliseum. Approximately 650 chairback seats were installed along the sidelines of the court. New composite retractable bleachers were installed on both ends of the court. The chairback seats and new bleachers replaced the old wooden bleachers that encompassed the entire lower level.

Resurfacing of the wood playing floor occurred prior to the start of the 2006-07 season to reflect the Tigers' affiliation with the Mid-America Intercollegiate Athletics Association. A large Tiger logo is displayed at the center of the court. The conference letters "MIAA" are located in the lanes just inside the free-throw lines on each end of the basketball court. The word "Tigers" is located on each baseline of the basketball court. Fort Hays State University and the NCAA logo are also on the court along each sideline.

M.C. Cunningham Hall is part of the total Health, Physical Education and Recreation/Athletic complex at Fort Hays State that is connected to Gross Memorial Coliseum. Cunningham Hall houses Health and Human Performance offices, classrooms, a swimming pool, four full-sized gymnasiums, four handball/racquetball courts, a weight room, a dance studio, and a wrestling room.

Gross Memorial Coliseum is a multipurpose facility. It is also home to the KSHSAA 1A State Basketball Tournament, the KSHSAA 3-2-1A State Wrestling Championships, and the KSHSAA 1A State Volleyball Championships. The coliseum houses the FHSU Athletic Department, a large athletic training room, locker rooms, concession stands, a press box and the Field Weight Room which features full nautilus equipment and free weights.

GROSS MEMORIAL COLISEUM
Seating Capacity: 6,814
Surface: Wood
Constructed: 1973

INDOOR TRACK
Surface: Rubber

HOME COURT ADVANTAGE

Gross Memorial Coliseum is one of the toughest NCAA Division II atmospheres for opponents in the nation. The Tigers have an all-time winning percentage of .842 at the coliseum. Since joining NCAA Division II in 1991, the Tigers' winning percentage has been even better at .859. The Tigers went undefeated at home four times and have had only one loss in a season at home 12 times in the 46-year history of the venue. Below are the year-by-year records at Gross Memorial Coliseum.

1973-74: 11-3	1983-84: 18-1	1993-94: 15-2	2003-04: 12-3	2013-14: 12-2
1974-75: 11-3	1984-85: 15-2	1994-95: 16-2	2004-05: 15-0	2014-15: 13-3
1975-76: 10-1	1985-86: 20-1	1995-96: 19-0	2005-06: 14-1	2015-16: 15-2
1976-77: 6-5	1986-87: 17-1	1996-97: 16-0	2006-07: 8-6	2016-17: 10-5
1977-78: 5-6	1987-88: 16-2	1997-98: 16-0	2007-08: 14-2	2017-18: 15-2
1978-79: 12-5	1988-89: 14-1	1998-99: 11-4	2008-09: 12-4	2018-19: 14-2
1979-80: 15-3	1989-90: 12-4	1999-00: 15-1	2009-10: 14-1	
1980-81: 20-1	1990-91: 12-3	2000-01: 14-1	2010-11: 12-2	
1981-82: 5-10	1991-92: 13-1	2001-02: 15-2	2011-12: 12-3	
1982-83: 15-1	1992-93: 8-7	2002-03: 14-2	2012-13: 13-2	

611 WINS

377 WINS

.858

ALL-TIME WINS AT GROSS MEMORIAL COLISEUM
OVERALL RECORD: 611-115 (.842) IN 46 SEASONS

WINS AT GROSS MEMORIAL COLISEUM SINCE JOINING NCAA
RECORD: 377-62 (.859) IN 28 SEASONS

WIN PERCENTAGE AT GROSS MEMORIAL COLISEUM SINCE JOINING NCAA

RECORD AT HOME UNDER HEAD COACH MARK JOHNSON: 234-44 (.842)
AMONG TOP 5 IN HOME ATTENDANCE FOR NCAA DIVISION II 5 OF LAST 6 YEARS
RANKED AMONG TOP 10 NATIONALLY IN AVERAGE ATTENDANCE THE LAST 10 YEARS
LED THE MIAA IN ATTENDANCE 7 TIMES SINCE 2010



TIGER BASKETBALL LOCKER ROOM

2019-20 FORT HAYS STATE MEN'S BASKETBALL



The FHSU basketball locker rooms at Gross Memorial Coliseum were renovated in the fall of 2011. The men's and women's locker room upgrades were part of a nearly half-million dollar upgrade project to Gross Memorial Coliseum, which started in the summer of 2011. The new locker rooms include wooden lockers for players with three cabinet compartments, a giant Tiger floor logo in the middle of the dressing area, carpet in the dressing area, dry-erase boards, new showering and restroom facilities, and a lounge area with flat screen monitors for viewing television or video footage.



COACHES



HEAD COACH MARK JOHNSON





HEAD COACH MARK JOHNSON



MARK JOHNSON - HEAD COACH

19TH SEASON

Mark Johnson enters his 19th season as head coach of the Fort Hays State University men's basketball program in 2019-20. He is the all-time coaching wins leader in FHSU history with a career record of 359-172, ranking among the Top 30 active NCAA Division II men's basketball coaches in winning percentage (.676). Johnson has led the Tigers to seven NCAA Tournament appearances in his time at FHSU.

Johnson became the all-time wins leader in Fort Hays State history on January 11, 2014 in a victory at home over Lincoln University, recording his 258th win. Johnson is just one of three coaches in Fort Hays State's storied basketball history to record more than 200 wins. He reached his 300th career win on February 13, 2016 in a victory at Missouri Southern. He has coached four All-Americans, 53 all-conference selections, a conference player of the year, a conference freshman of the year, and three conference defensive players of the year in his time at FHSU.

Johnson has guided Fort Hays State to nine seasons of 20 or more wins and seven NCAA Tournament appearances. The last NCAA Tournament appearance for the Tigers occurred in 2015-16, when they finished 20-11 overall. The Tigers reached at least 18 wins in a season 15 times during Johnson's 18-year tenure, also enjoying a winning overall record in all but one year. Johnson's teams have made conference post-season tournament appearances in all 18 years he has led the Tigers, with five in the Rocky Mountain Athletic Conference (RMAC) and 13 in the Mid-America Intercollegiate Athletics Association (MIAA).

In 2013-14, Johnson guided the Tigers to a record of 22-8 overall and their sixth appearance in the NCAA Tournament in his tenure. The Tigers were ranked as high as No. 15 nationally in 2013-14.

Fort Hays State finished 20-8 in 2012-13 and claimed its first MIAA Regular Season Championship, tying Central Missouri for the conference crown. For guiding the Tigers to a share of the title, Johnson earned MIAA Coach of the Year honors.

In 2011-12 the Tigers finished 19-9 and reached the Top 10 of the Division II national rankings for the third consecutive year with No. 8 as their highest ranking. The team set a new school record for most consecutive weeks in the national rankings, which ended at 36 consecutive weeks, dating back to the 2009-10 season.

In 2010-11, Johnson guided his team to the MIAA Tournament Championship and second consecutive second-place finish in conference regular season play with an overall mark of 26-7. It was the first MIAA Championship in any sport for Fort Hays State University after joining the conference in 2006-07. The Tigers went on to make their second straight appearance in the NCAA Division II National Tournament and third in a run of four years. They advanced to the semifinals of the South Central Regional for the second consecutive year, making it the third time one of Johnson's teams made the regional semifinal. Fort Hays State was one of just eight teams in NCAA Division II to remain in every weekly top 25 regular season poll, reaching as high as No. 3 in the nation with a 13-1 start to the season.

In 2009-10, FHSU posted a record of 23-7 and finished second in the MIAA. FHSU reached the semifinals of the NCAA Division II South Central Regional. With a 17-1 start to the season, the Tigers ascended all the way to No. 3 in the national rankings by mid-season. The Tigers entered the national rankings in early December and remained in the polls the remainder of the season. Johnson earned MIAA Co-Coach of the Year honors.

In 2008-09, Fort Hays State finished 20-9 overall and third in the MIAA standings, beginning a three-year run of at least 20 wins in a season. In 2007-08, the Tigers made their third NCAA Division II National Tournament appearance under Johnson, finishing 19-11 overall.

The best season for Fort Hays State under Johnson was in 2005-06, its last as a member of the Rocky Mountain Athletic Conference. The team finished 27-4 overall, won the regular season conference title with an 18-1 record, and reached the NCAA Division II North Central Regional semifinals. The Tigers ranked No. 1 in the nation for two weeks during 2005-06. Johnson was named RMAC Coach of the Year for the first time in his career. He also coached the RMAC Player of the Year, Tyrone Shephard.

The first FHSU team Johnson guided to the NCAA Tournament was the 2002-03 squad. The Tigers posted a record of 23-8 that season, tied for third-most wins among Johnson's teams at FHSU.

Prior to being named the head coach, Johnson served as the Tigers' assistant coach from 1996 until 2001. He served as the Tigers' interim coach following Gary Garner's departure to Southeast Missouri State University prior to the start of the 1997-98 season. Before coming to FHSU, Johnson was the assistant coach at Phillips University in Enid, Oklahoma.

Johnson coached the 1994-95 season at Labette Community College under Rand Chappell and then moved with Chappell to Phillips University. Prior to that, he spent two seasons as a graduate assistant at Pittsburg State University.

Following a senior season that garnered him All-America, All-State, All-Metro and All-Conference honors at Omaha Millard South High School, Johnson played basketball at Kilgore Junior College, Kilgore, Texas. As a sophomore, he was selected to the Texas Eastern Athletic Conference Academic Team. After Kilgore, Johnson played two years at Pittsburg State University where he earned Mid-America Intercollegiate Athletics Association honors twice and All-South Region honors as a senior.

A native of Omaha, Nebraska, Johnson received his associate's degree from Kilgore Junior College in 1991, bachelor's degree from Pittsburg State in 1993, and master's degree from Pittsburg State in 1994. He and his wife, Kenda (Pruter) of Natoma, Kansas, have three children, daughters Carly and Sylvia, and son Truman.

2019-20 FORT HAYS STATE MEN'S BASKETBALL



**NCAA
TOURNAMENT
APPEARANCES**



**20-WIN
SEASONS AT
FORT HAYS STATE**



**ALL-TIME COACHING
WINS LEADER
AT FORT HAYS STATE**

JOHNSON AT FORT HAYS STATE

Year	Overall			Conference			Conference Finish (Post-Season)
	W	L	Pct.	W	L	Pct.	
2001-02	21	7	.750	14	5	.737	3rd RMAC East (RMAC Tourn. Semis)
2002-03	23	8	.742	13	6	.684	3rd RMAC East (North Central Regional 1st Rd.)
2003-04	17	11	.607	11	8	.579	4th RMAC-East (1st Rd. RMAC Tourn.)
2004-05	18	10	.643	12	7	.632	3rd RMAC-East (1st Rd. RMAC Tourn.)
2005-06	27	4	.871	18	1	.947	1st RMAC-East (North Central Regional Semis)
2006-07	13	15	.464	6	12	.333	7th MIAA (1st Rd. MIAA Tourn.)
2007-08	19	11	.633	10	8	.556	5th MIAA (South Central Regional 1st Rd.)
2008-09	20	9	.690	12	8	.600	3rd MIAA (MIAA Tourn. Semifinals)
2009-10	23	7	.767	16	4	.800	2nd MIAA (South Central Regional Semis)
2010-11	26	7	.788	16	6	.727	2nd MIAA (South Central Regional Semis)
2011-12	19	9	.679	12	8	.600	5th MIAA (MIAA Tourn. Semifinals)
2012-13	20	8	.714	13	5	.722	T-1st MIAA (MIAA Tourn. Semifinals)
2013-14	22	8	.733	13	6	.684	4th MIAA (Central Regional 1st Rd.)
2014-15	16	13	.552	9	10	.474	9th MIAA (MIAA Tourn. 1st Rd.)
2015-16	20	11	.645	13	9	.591	4th MIAA (Central Regional 1st Rd.)
2016-17	18	11	.621	11	8	.579	T-4th MIAA (MIAA Tourn. Quarterfinals)
2017-18	19	12	.613	10	9	.526	7th MIAA (MIAA Tourn. Semifinals)
2018-19	18	11	.621	12	7	.632	4th MIAA (MIAA Tourn. Quarterfinals)
18 Years	359	172	.676	221	127	.635	7 NCAA Tournament Appearances



Coaching Honors

- 2012-13 MIAA Coach of the Year
- 2009-10 MIAA Co-Coach of the Year
- 2005-06 RMAC Coach of the Year

20-Win Seasons for FHSU

Under Coach Johnson

2001-2002: 21-7
 2002-2003: 23-8
 2005-2006: 27-4
 2008-2009: 20-9
 2009-2010: 23-7
 2010-2011: 26-7
 2012-2013: 20-8
 2013-2014: 22-8
 2015-2016: 20-11

Appearances in the NCAA

Tournament Under Coach Johnson

- 2003 - North Central Regional - First Round
- 2006 - North Central Regional - Semifinals
- 2008 - South Central Regional - First Round
- 2010 - South Central Regional - Semifinals
- 2011 - South Central Regional - Semifinals
- 2014 - Central Regional - First Round
- 2016 - Central Regional - First Round



Mark Johnson vs. Opponents

Team	Last Gm	No	W-L
Adams State	'05-06	5	4-1
Baker University	'11-12	3	3-0
Barclay College (Kan.)	'04-05	1	1-0
Bethany College (Kan.)	'14-15	12	12-0
Bethel College (Kan.)	'18-19	7	7-0
Central Christian (Kan.)	'18-19	17	17-0
Central Oklahoma	'18-19	18	12-6
Central Missouri	'18-19	22	9-13
Chadron State	'05-06	10	9-1
Colorado Christian	'05-06	10	8-2
Colorado School of Mines	'18-19	14	9-5
Colorado State-Pueblo	'05-06	5	2-3
Eastern New Mexico	'04-05	1	0-1
Emporia State	'18-19	30	21-9
Evangel (Mo.)	'05-06	1	1-0
Fort Lewis	'05-06	5	2-3
Friends University	'09-10	3	3-0
Henderson State	'05-06	1	1-0
Illinois Inst. of Technology	'05-06	1	1-0
Kansas	'03-04	1	0-1
Kansas Christian	'17-18	2	2-0
Kansas State	'09-10	1	0-1
Kansas Wesleyan	'17-18	3	3-0
Lincoln University (Mo.)	'18-19	14	11-3
Lindenwood (Mo.)	'18-19	9	3-6
McPherson College	'18-19	3	3-0
Mesa State	'05-06	8	5-3
Metro State	'05-06	12	5-7
Mid-America Nazarene	'03-04	1	1-0
Midwestern State (Texas)	'10-11	1	1-0
Minnesota State-Moorhead	'14-15	1	0-1
Missouri Southern	'18-19	28	17-11
Missouri Western	'18-19	22	15-7
Nebraska-Kearney	'18-19	33	16-17
Nebraska-Omaha	'10-11	7	6-1
Newman University	'18-19	13	11-2
New Mexico Highlands	'05-06	6	6-0
Northeastern State	'18-19	14	9-5
Northern State (S.D.)	'05-06	1	0-1
Northwest Missouri State	'18-19	22	7-15
Northwestern Oklahoma State	'14-15	3	2-1
Ottawa University	'08-09	1	1-0
Panhandle State (Okla.)	'13-14	8	7-1
Pittsburg State	'18-19	23	17-6
Regis University	'05-06	10	9-1
Rockhurst University	'13-14	5	3-2
St. Cloud State	'05-06	1	1-0
St. Mary's (Texas)	'06-07	1	1-0
Sioux Falls	'18-19	4	2-2
South Dakota School of Mines	'14-15	3	3-0
South Dakota State	'02-03	1	0-1
Southeastern Oklahoma State	'06-07	1	0-1
Southwest Baptist	'18-19	23	13-10
Southwestern Oklahoma State	'10-11	3	2-1
Southwest Minnesota State	'18-19	5	3-2
Sterling College (Kan.)	'18-19	11	11-0
Tabor College (Kan.)	'09-10	2	2-0
Truman	'12-13	13	10-3
UC-Colorado Springs	'18-19	6	6-0
Upper Iowa	'14-15	2	1-1
Washburn	'18-19	29	14-15
Western State	'06-07	6	6-0
West Texas A&M	'10-11	1	1-0
York College (Neb.)	'15-16	1	1-0

Overall Record: 359-172
Conference Games (MIAA): 153-100
Conference Games (RMAC): 68-27
Non-Conference Games: 137-45
Home Games (Gross Coliseum): 234-44
Away Games: 102-99
Neutral Site Games: 23-29
vs. NAIA Opponents: 68-0
Overtime Games: 23-10

Post Season Breakdown under Johnson
 Rocky Mountain Athletic Conference Shootout: 4-5
 MIAA Tournament: 12-12
 NCAA Division II Tournament: 3-7

#DEFENDTHEFORT

U
F
C
P
O
Rv
M
Rc
H



JEREMY BROWN - ASSOCIATE HEAD COACH 14TH SEASON

Jeremy Brown enters his 14th season with the Fort Hays State men's basketball program in 2019-20. This is his first year as Associate Head Coach after serving 13 years as assistant coach and recruiting coordinator of the program. He enters his 20th year in NCAA Division II and 18th overall at FHSU after serving as a graduate assistant coach from 2001-2003 and student assistant from 1998-2000.

Prior to returning to FHSU as assistant coach, Brown was the assistant coach at Southwestern Oklahoma State University in Weatherford, Oklahoma, from 2004-2006. He helped coach the team to a top-25 ranking two years in a row and its only NCAA Tournament appearance in history in 2004-05.

In 16 years overall as an assistant coach or associate head coach, Brown has helped guide six teams to the NCAA Tournament (five at FHSU and one at SWOSU). He was part of eight teams that won at least 20 games. Three of the teams he has coached reached a top-three ranking in the national poll and six of the teams have reached the top 25. In 2011, Brown helped Fort Hays State claim its first-ever MIAA Tournament Championship, then in 2013 helped guide FHSU to its first MIAA

Regular Season Championship.

As a coach at FHSU and SWOSU, he has recruited three All-Americans, five all-region selections, and numerous all-conference players.

A native of Mulvane, Kan., Brown played two years of basketball at Friends University in Wichita, Kansas, from 1996-1998. He earned a bachelor's degree in Elementary Education from Fort Hays State University in 2001 and a master's degree in Sports Administration in 2003. He and his wife Nikki have two sons, Cooper and Jacob.



TODD JOHNSTON - ASSISTANT COACH 1ST SEASON

Todd Johnston enters his first year as an assistant coach for the Fort Hays State Men's Basketball program in 2019-20. He came to Fort Hays State from Cloud County (Kan.) Community College in Concordia, Kansas, where he was an assistant for two years.

In his two seasons at Cloud County Community College, Johnston helped the men's basketball program to a 10-win improvement in his second year and helped five players move on to four-year colleges over his two seasons. Prior to his time at Cloud County, Johnston served as an assistant coach at Missouri Southern for one year (2014-15) and Benedictine College for two years (2015-17).

A native of Kincaid, Kansas, Johnston played collegiately at Cloud County Community College for two years and then Baker University for two years, where he received bachelor's degrees in Secondary Education and History. Johnston averaged 10 points per game his senior year at Baker and helped the program to an appearance in the NAIA Division I Men's Basketball National Tournament in his junior season.



LUCAS HOUCHIN - ASSISTANT COACH 2ND SEASON

Lucas Houchin enters his second year as an assistant coach at Fort Hays State in 2019-20. He brought valuable experience to FHSU from serving as an assistant coach at Howard College, and also serving as a student manager at Missouri State University and the University of Kentucky.

Houchin is very active with summer basketball camps, having worked at the University of Kentucky, University of Utah, University of Nevada-Las Vegas, University of Dayton, Marquette University, and Purdue University.

As an assistant coach at Howard College, he helped lead the Hawks to a 22-9 record and an appearance in the 2018 NJCAA Region 5 Men's Basketball Tournament. His duties for the Hawks included player development, scouting, recruiting, video coordinator, and academic monitoring.

During his time as a manager, Houchin worked with players that went on to play in the NBA or professionally overseas. The list of players includes NBA draft lottery picks De'Aaron Fox, Malik Monk, and Bam Adebayo, along with current NBA players Isaiah Briscoe, Hamidou Diallo, Wenyen Gabriel, Mychal Mulder, and Marcus Marshall. Other professional players include Dominique

Hawkins, Derek Willis, and Isaac Humphries.

"I am very grateful to have the opportunity to work at Fort Hays State University for Coach Johnson. His values of hard work, both in athletics and academics, along with integrity, and generosity are evident in his actions, and are reflected in the players as well. I am learning to be a better coach and person each day under Coach Johnson's tutelage," said Houchin.

Houchin received his Bachelor's Degree in Business Administration with a minor in Economics from the University of Kentucky. He is currently working to obtain a Master's Degree in Sports Administration at Fort Hays State University.

PLAYERS



SENIOR GUARD - AARON NICHOLSON





2019-20 FORT HAYS STATE NUMERICAL ROSTER

No.	Name	Pos.	Ht.	Wt.	Yr.	Hometown / Previous School
0	Devin Davis	G	6-3	200	Sr.	Vallejo, Calif. / Allen Hancock College
1	Aaron Nicholson	G	5-9	160	Sr.	Wichita, Kan. / Derby HS
2	Nyjee Wright	G	5-10	165	So.	Wichita, Kan. / Derby HS
4	Bjarni Jonsson	F	6-7	200	Fr.	Borgarnes, Iceland / Borgarfjardar HS
5	Perry Carroll	G	5-10	195	Jr.	Ottawa, Kan. / Allen County (Kan.) CC
11	Gabe Pieschl	G	6-4	170	So.	Marysville, Kan. / Cloud County (Kan.) CC
12	Alvin Thompson	G	6-3	170	Jr.	St. Louis, Mo. / Cloud County (Kan.) CC
21	Jared Vitztum	F	6-7	200	Jr.	Hays, Kan. / Thomas More Prep-Marian HS
23	Calvin Harrington	G	6-4	190	R-Sr.	Chicago, Ill. / Northeast (Neb.) CC
24	Jake Hutchings	F	6-7	200	Sr.	Las Vegas, Nev. / Chaminade University
30	Kaleb Hammeke	G	6-0	165	Fr.	Hutchinson, Kan. / Trinity Catholic HS
33	Devin Walker	F	6-8	215	Fr.	Ulysses, Kan. / Ulysses HS
34	Gilbert Peters	F	6-6	265	R-Fr.	Copeland, Kan. / South Gray HS
35	Jackson Miller	F	6-7	210	Jr.	Montezuma, Kan. / Coffeyville (Kan.) CC

Head Coach: Mark Johnson (Pittsburg State University, 1993)

Associate Head Coach: Jeremy Brown (Fort Hays State University, 2001)

Assistant Coach: Todd Johnston (Baker University, 2014)

Graduate Assistant Coach: Lucas Houchin (University of Kentucky, 2017)

2019-20 FORT HAYS STATE ALPHABETICAL ROSTER

No.	Name	Pos.	Ht.	Wt.	Yr.	Hometown / Previous School
5	Perry Carroll	G	5-10	195	Jr.	Ottawa, Kan. / Allen County (Kan.) CC
0	Devin Davis	G	6-3	200	Sr.	Vallejo, Calif. / Allen Hancock College
30	Kaleb Hammeke	G	6-0	165	Fr.	Hutchinson, Kan. / Trinity Catholic HS
23	Calvin Harrington	G	6-4	190	R-Sr.	Chicago, Ill. / Northeast (Neb.) CC
24	Jake Hutchings	F	6-7	200	Sr.	Las Vegas, Nev. / Chaminade University
4	Bjarni Jonsson	F	6-7	200	Fr.	Borgarnes, Iceland / Borgarfjardar HS
35	Jackson Miller	F	6-7	210	Jr.	Montezuma, Kan. / Coffeyville (Kan.) CC
1	Aaron Nicholson	G	5-9	160	Sr.	Wichita, Kan. / Derby HS
34	Gilbert Peters	F	6-6	265	R-Fr.	Copeland, Kan. / South Gray HS
11	Gabe Pieschl	G	6-4	170	So.	Marysville, Kan. / Cloud County (Kan.) CC
12	Alvin Thompson	G	6-3	170	Jr.	St. Louis, Mo. / Cloud County (Kan.) CC
21	Jared Vitztum	F	6-7	200	Jr.	Hays, Kan. / Thomas More Prep-Marian HS
33	Devin Walker	F	6-8	215	Fr.	Ulysses, Kan. / Ulysses HS
2	Nyjee Wright	G	5-10	165	So.	Wichita, Kan. / Derby HS

ROSTER BREAKDOWN

Returners:	6	By Home State/Country	By Class
Letterwinners:	4	Kansas	9 Seniors: 4
Redshirts:	2	California	1 Juniors: 4
		Iceland	1 Sophomores: 2
Newcomers:	8	Illinois	1 Freshmen: 4
Transfers:	5	Missouri	1
Freshmen:	3	Nevada	1

PRONUNCIATION GUIDE

No.	Name	Pronunciation	No.	Name	Pronunciation
30	Kaleb HAMMEKE	HAM-uh-KEY	11	Gabe PIESCHL	PEE-shull
4	BJARNI JONSSON	Bee-YOD-nee YAWN-sun	2	NYJEE Wright	NYE-gee



TIGERS LOOK TO BUILD ON 18-WIN SEASON

Fort Hays State will enter the 2019-20 season with just six returners on its roster of 14 players. Five of the six returners have experience on the floor in an FHSU uniform, while one is coming off a redshirt season. Time will tell how eight newcomers play a role in FHSU seeking a 13th-consecutive winning season under 19th year head coach Mark Johnson.

Nine of the 14 players that make up the 2019-20 edition of the Tigers hail from Kansas. Four others represent the states of California, Nevada, Illinois, and Missouri and the Tigers will have one international player on the squad for a second-straight year, this time representing the country of Iceland.

The Tigers are coming off a fourth-place finish in the MIAA in 2018-19. FHSU has not finished higher than fourth in the MIAA since 2012-13, when it shared the conference regular season title with Central Missouri. The Tigers finished fourth in the conference four out of the last six seasons.

Fort Hays State seeks its eighth appearance in the NCAA Tournament under Mark Johnson, the last occurring in 2015-16. The Tigers have averaged nearly 20 wins per season in Johnson's 18 years at the helm. FHSU reached at least 20 wins in six of the last 11 seasons.

GUARDS

Aaron Nicholson is the most tenured Tiger on the 2019-20 roster, entering his fifth year with the program. He has played in 74 games at FHSU and made starts in 26 of the 29 contests last year. Nicholson has 514 points in his career as a Tiger, with 306 of those points produced beyond the 3-point line, and holds a career average of 6.9 points per game. He averaged 9.0 points per contest last year. Nicholson is one of two returning starters from last year's squad.

Devin Davis also enters his senior year at FHSU. In 2018-19, his first year with the Tigers, Davis was the top scorer among reserves averaging 8.6 points per contest. He was one of three players on the team to shoot better than 50 percent from the field, successful at a 50.3 percent clip for the season. He led the team in free-throw percentage for players with at least 20 attempts, shooting at an 82.6 percent clip, as he provided a spark off the bench for the Tigers throughout the entire 2018-19 season.

Calvin Harrington is another senior guard that will return to the floor in 2019-20 after redshirting this past season. This will be Harrington's second season on the floor for FHSU after averaging 2.8 points and 2.0 rebounds per game as a junior in 27 games of the 2017-18 season.

Nyjee Wright will be in his second year on the floor for FHSU after a redshirt-freshman season that saw him average 4.8 points and 1.9 rebounds per game. Wright will look to take over a heavier role at the point guard position with Tyler Kinnamon completing his collegiate career in 2019. Wright shot over 40 percent beyond the 3-point line in his first year on the floor for the Tigers.

Four newcomer guards join the Tigers in 2019-20, three being junior college transfers and one a true freshman. Transfers at this position include juniors **Perry Carroll** and **Alvin Thompson**, and sophomore **Gabe Pieschl**. The lone true freshman joining the team at this position is **Kaleb Hammeke**.

Carroll was an all-conference performer at Allen County (Kan.) Community College, where he averaged 16.4 points and 3.8 assists per game last year. Thompson joins the team from Cloud County (Kan.) Community College, where he also was an all-conference selection after averaging 16.5 points and 3.7 rebounds per game last year. Pieschl was a teammate of Thompson's at Cloud County, where he averaged 5.1 points and 2.2 rebounds per game in his first collegiate season.

Hammeke was a two-time all-state selection at Trinity Catholic High School in Hutchinson, Kansas. He averaged 17.6 points, 5.8 rebounds, and 2.8 steals per game as a senior.

FORWARDS

Jared Vitztum is the only returner at forward that saw the floor for the Tigers last year, but was a big contributor at 7.3 points and 5.3 rebounds per game during his sophomore season. He started 27 of 29 contests in 2018-19 and will look to elevate his play as one of two regular starters returning from last year's squad. Vitztum is a forward that can stretch defenses due to his ability to hit the 3-point shot. He ranked second on the team in 3-point field goals made last year with 40.

Gilbert Peters will see his first collegiate action in 2019-20 after redshirting his first year out of high school. The South Gray High School product looks to bolster the Tigers' post presence after helping his high school to an undefeated state title a couple years ago. He averaged a double-double in points and rebounds as a senior at South Gray High School.

Peters' high school teammate **Jackson Miller** will join the Tigers this year after spending two years at Coffeyville (Kan.) Community College. Coming to FHSU as a junior, Miller averaged in 1.7 points and 1.2 rebounds per game last year and helped Coffeyville to NJCAA National Tournament appearances two years in a row.

Senior **Jake Hutchings** has one year of eligibility remaining after transferring from Chaminade University in Hawaii. Hutchings should play a key role for the Tigers after averaging 7.0 points and 2.1 rebounds per game for a team that qualified for the NCAA Division II Tournament in 2018-19. Prior to his time at Chaminade, he was an all-conference performer at Howard College in Texas.

Bjarni Jonsson and Devin Walker are a pair of true freshmen looking to make their mark on the program in the post. Jonsson is the lone international representative on the squad, hailing from Iceland. He played for the country's U-20 and U-18 national teams and averaged 12.8 points and 5.4 rebounds for the Skallagrimur club last year. Walker comes to FHSU from Ulysses High School where he was an all-state selection in both basketball and football. He nearly averaged a double-double as a senior at 10.3 points and 9.2 rebounds per game.



RETURNING PLAYER PROFILES

2019-20 FORT HAYS STATE MEN'S BASKETBALL



**Devin
DAVIS**



**GUARD
6-3, 200, SENIOR**

Vallejo, California
Allen Hancock College

CAREER HIGHS

Points	18	2x, last Lincoln	2/16/19
Rebounds	7	at Missouri Southern	2/9/19
Field Goals Made	8	at Southwest Minnesota State	11/10/18
Field Goals Attempted	12	Nebraska-Kearney	12/4/18
3-Point Field Goals Made	2	3x, last at Northeastern State	2/23/19
3-Point Field Goals Attempted	3	2x, last Northeastern State	1/10/19
Free Throws Made	5	Colorado School of Mines	11/17/18
Free Throws Attempted	6	Colorado School of Mines	11/17/18
Assists	3	2x, last Nebraska-Kearney	12/4/18
Steals	2	2x, last Northwest Missouri State	1/26/19
Blocks	1	2x, last at Missouri Southern	2/9/19
Minutes Played	31	Colorado School of Mines	11/17/18

2018-19 (Junior)

Played in 28 games, all as a reserve...Ranked fourth on the team in scoring at 8.6 points per game...Ranked third on the team in field goal percentage (.503)...Led the team in free-throw percentage (.826) for players with at least 40 attempts...Ranked fourth on the team in rebounds per game (3.0)...Scored a season-high 18 points in back-to-back games against Lindenwood (2/14/19) and Lincoln (2/16/19)...Scored in double figures in a game 12 times...Pulled down a season-best seven rebounds at Missouri Southern (2/9/19)...Made a season-high eight field goals in a game at Southwest Minnesota State (11/10/18)...Hit a season-best two 3-point field goals in three games...Dished out a season-best three assists in games against Sterling College (11/24/18) and Nebraska-Kearney (12/4/18)...Recorded a season-best two steals in games against Colorado School of Mines (11/17/18) and Northwest Missouri State (1/26/19)...Named to MIAA Academic Honor Roll.

Allen Hancock (Calif.) College

As a sophomore in 2017-18, earned All-Western State Conference First Team honors by averaging 11.2 points and 7.2 rebounds per game...Helped the Bulldogs to a record of 23-10 and advance to the CCCAA State Quarterfinals.

Colorado Northwestern CC

As a freshman in 2016-17, averaged 13.2 points and 5.2 rebounds per game, garnering an All-Region 18 Honorable Mention selection.

El Cerrito HS

Averaged 5.6 points, 3.3 rebounds, and 2.1 assists per game as a senior after transferring from Pinole Valley High School.

DAVIS' CAREER STATS (FHSU)											3-Point														
SEASON	GP	GS	MIN	AVG	FG	FGA	PCT	FG	FGA	PCT	FT	FTA	PCT	OREB	DREB	TOT	AVG	PF	FO	AST	TO	BLK	STL	PTS	AVG
2018-19	28	0	446	15.9	95	189	.503	13	33	.394	38	46	.826	27	56	83	3.0	57	2	22	28	2	12	241	8.6



Aaron NICHOLSON **1**
GUARD
5-9, 160, SENIOR
 Wichita, Kansas
 Derby HS

CAREER HIGHS

Points	24	at Emporia State	1/16/19
Rebounds	4	3x, last vs Lincoln	3/8/19
Field Goals Made	8	2x, last at Emporia State	1/16/19
Field Goals Attempted	14	Bethel College	12/17/18
3-Point Field Goals Made	7	at Emporia State	1/16/19
3-Point Field Goals Attempted	10	at Emporia State	11/24/18
Free Throws Made	4	Missouri Western	1/24/19
Free Throws Attempted	8	Bethel College	12/17/18
Assists	6	Sterling College	11/26/16
Steals	3	3x, last Sterling College	11/25/17
Blocks	1	4x, last at Central Missouri	1/3/19
Minutes Played	45	Bethel College	12/17/18

2018-19 (Junior)

Played in all 29 games and started 26 contests...Ranked third on the team in scoring at 9.0 points per game and field goals made (98)...Led the team in 3-point field goals made for the season with 45...Led the team in 3-point field goal percentage (.425) for players with at least 20 attempts...Ranked second on the team in assists with 55, averaging 1.9 per game...Tied for third on the team in minutes played, averaging 26.4 per game...Scored a season-high 24 points and drained a season-high seven 3-point field goals in a win at Emporia State (1/16/19)...Reached double figures in scoring in 12 games...Dished out a season-high five assists against Sioux Falls (11/9/18) and Nebraska-Kearney (12/4/18)...Pulled down a season-high four rebounds in a game three times...Hit at least three 3-point field goals in a game eight times...Had a season-high two steals against Lincoln in the MIAA Tournament (3/8/19)...Played a season-high 45 minutes against Bethel College (12/17/18)...Named to MIAA Academic Honor Roll.

2017-18 (Sophomore)

Played in all 31 games and started nine contests...Led the team in three-point field goal percentage (.407) and ranked second on the team in 3-point field goals made (44)...Ranked fifth on the team in scoring at 6.1 points per game...Ranked fourth on the team in total assists with 45, averaging 1.5 per game...Shot 73.7 percent from the free-throw line, hitting 14-of-19 attempts...Hit a total of 65 field goals for the season, 67.7 of which were 3-point field goals...Scored a season-high 11 points on three occasions...Hit a season-high three 3-point field goals in a game seven times...Dished out a season-high five assists in the season opener against Southwest Minnesota State (11/10/17)...Reached double figures scoring in a game six times...Had a season-best three steals in a game against Southwest Minnesota State (11/10/17) and Sterling (11/25/17).

2016-17 (Redshirt-Freshman)

Played in 14 games as a reserve before suffering a season-ending injury...Averaged 4.6 points and 2.0 assists per game...Poured in a season-high 22 points against Washburn (12/7/16), a game in which he hit a season-high eight field goals and four 3-point field goals...Dished out a season-high six assists and pulled down a season-high three rebounds against Sterling College (11/26/16)...Had a season-best three steals against Bethel College (12/14/16)...Recorded two or more assists in eight games...Buried all eight of his free-throw attempts for the season...Earned first FHSU letter.

2015-16 (Freshman)

Redshirted the 2015-16 season.

Derby HS

All-state honorable mention selection...All-league first team selection...Averaged 13.8 points and three assists per game, while shooting 40 percent from beyond the 3-point line as a senior...Transferred from Wichita Northwest High School during the 2013-14 school year.

NICHOLSON'S CAREER STATS										3-Point															
SEASON	GP	GS	MIN	AVG	FG	FGA	PCT	FG	FGA	PCT	FT	FTA	PCT	OREB	DREB	TOT	AVG	PF	FO	AST	TO	BLK	STL	PTS	AVG
2016-17	14	0	240	17.1	22	52	.423	13	37	.351	8	8	1.000	2	9	11	0.8	22	0	28	17	1	10	65	4.6
2017-18	31	9	621	20.0	65	148	.439	44	108	.407	14	19	.737	4	20	24	0.8	54	0	45	19	0	20	188	6.1
2018-19	29	26	766	26.4	98	206	.476	45	106	.425	20	33	.606	6	37	43	1.5	56	1	55	21	3	11	261	9.0
TOTAL	74	35	1627	22.0	185	406	.456	102	251	.406	42	60	.700	12	66	78	1.1	132	1	128	57	4	41	514	6.9

U
F
C
P
O
Rv
M
Rc
H



RETURNING PLAYER PROFILES

2019-20 FORT HAYS STATE MEN'S BASKETBALL



Nyjee WRIGHT **2**

GUARD
5-10, 165, SOPHOMORE

Wichita, Kansas
Derby HS

CAREER HIGHS

Points		
14	Central Christian	11/27/18
Rebounds		
5	at Missouri Southern	2/9/19
Field Goals Made		
5	Pittsburg State	3/2/19
Field Goals Attempted		
9	at Northeastern State	2/23/19
3-Point Field Goals Made		
3	Central Christian	11/27/18
3-Point Field Goals Attempted		
6	at Northeastern State	2/23/19
Free Throws Made		
3	Central Christian	11/27/18
Free Throws Attempted		
4	2x, last at Southwest Baptist	1/5/19
Assists		
6	at Northeastern State	2/23/19
Steals		
3	2x, last vs Lincoln	3/8/19
Blocks		
1	2x, last Missouri Southern	2/28/19
Minutes Played		
24	at Northeastern State	2/23/19

2018-19 (Redshirt-Freshman)

Played in all 29 games as a reserve...Ranked fifth on the team in 3-point field goals made with 27...Averaged 4.8 points and 1.4 rebounds per game...Ranked third on the team in 3-point field goal percentage (.415) for players with at least 20 attempts...Scored a season-high 14 points against Central Christian (11/27/18)... Reached double figures in scoring four times...Pulled down a season-best five rebounds at Missouri Southern (2/9/19)...Hit a season-high three 3-point field goals against Central Christian (11/27/18)...Recorded season highs in minutes (24) and assists (6) at Northeastern State (2/23/19)...Had a season-high three steals against Sterling College (11/24/18) and Lincoln (3/8/19)... Named to MIAA Academic Honor Roll.

2017-18 (Freshman)

Redshirted the 2017-18 season...Named to MIAA Academic Honor Roll.

Derby HS

As a senior in 2016-17, earned Kansas Class 6A All-State Second Team honors by the Kansas Basketball Coaches Association (KBCA), Topeka Capital Journal, and Wichita Eagle... Competed in KBCA All-Star Game...Also named to the All-State, All-Classes Top 30 by Sports in Kansas...Averaged 20.5 points, 5.4 rebounds, and 4.4 assists per game as a senior...As a junior in 2015-16, earned All-State Second Team honors in Class 6A by Sports In Kansas, a Third Team selection by the Topeka Capital Journal, and an honorable mention selection by the Wichita Eagle...Finished prep career with 1,120 points for Derby, second on the school's all-time scoring list.

WRIGHT'S CAREER STATS										3-Point															
SEASON	GP	GS	MIN	AVG	FG	FGA	PCT	FG	FGA	PCT	FT	FTA	PCT	OREB	DREB	TOT	AVG	PF	FO	AST	TO	BLK	STL	PTS	AVG
2018-19	29	0	377	13.0	48	119	.403	27	65	.415	15	25	.600	8	33	41	1.4	33	0	27	22	2	10	138	4.8



Jared VITZTUM **21**
FORWARD
6-7, 200, JUNIOR
Hays, Kansas
Thomas More Prep-Marian HS

CAREER HIGHS

Points	20	Central Oklahoma	1/12/19
Rebounds	12	Central Oklahoma	1/12/19
Field Goals Made	7	Central Oklahoma	1/12/19
Field Goals Attempted	12	at Central Oklahoma	2/21/19
3-Point Field Goals Made	6	at Emporia State	1/16/19
3-Point Field Goals Attempted	8	at Central Missouri	1/3/19
Free Throws Made	5	Sterling College	11/24/18
Free Throws Attempted	6	Sterling College	11/24/18
Assists	4	at Emporia State	1/16/19
Steals	3	UC-Colorado Springs	11/18/18
Blocks	2	Missouri Western	1/24/19
Minutes Played	38	at Emporia State	1/16/19

2018-19 (Sophomore)

Played in all 29 games and made 27 starts...Ranked sixth on the team in scoring at 7.3 points per game...Ranked second on the team in rebounds per game (5.3) and 3-point field goals made (40)... Scored in double figures seven times with 20 as his season high against Central Oklahoma (1/12/19)...Posted his only double-double of the season against Central Oklahoma (1/12/19) by adding a season-high 12 rebounds...Tied for fourth on the team in steals with 14...Ranked fifth on the team in minutes played, averaging 24.6 per game...Hit a season-high six 3-point field goals at and played a season-high 38 minutes at Emporia State (1/16/19)...Hit a season-high five free throws against Sterling College (11/24/18)... Had a season-high three steals against UC-Colorado Springs (11/18/18)...Named to the MIAA Academic Honor Roll.

2017-18 (Redshirt-Freshman)

Played in 24 games and made six starts...Averaged 4.5 points and 2.3 rebounds per game in his first season on the floor...Owned the best shooting percentage on the team (.565), hitting 39-of-69 shot attempts from the field...Owned a 52 percent shooting percentage beyond the 3-point line, hitting 13-of-25 attempts...Scored in double figures twice with 15 as his season high against Nebraska-Kearney (1/13/18)...Pulled down a season-high eight rebounds against Missouri Western (1/18/18)...In his 15-point performance against Nebraska-Kearney, he went a perfect 6-of-6 from the field, including a 3-of-3 effort beyond the 3-point line to record season highs in both field goals and 3-point field goals...Recipient of MIAA Academic Excellence Award (perfect 4.0 cumulative GPA) and named to the MIAA Academic Honor Roll.

2016-17 (Freshman)

Redshirted the 2016-17 season...Recipient of MIAA Academic Excellence Award (perfect 4.0 cumulative GPA) and named to the MIAA Academic Honor Roll.

Thomas More Prep-Marian HS

Averaged 19.8 points and 10.7 rebounds per game during his senior year...All-state honorable mention selection and named to the All-Mid-Continent League First Team, helping TMP-Marian to a 19-4 record...Key member of the TMP-Marian team that qualified for the Kansas Class 4A-Division II state tournament during his junior year.

VITZTUM'S CAREER STATS										3-Point															
SEASON	GP	GS	MIN	AVG	FG	FGA	PCT	FG	FGA	PCT	FT	FTA	PCT	OREB	DREB	TOT	AVG	PF	FO	AST	TO	BLK	STL	PTS	AVG
2017-18	24	6	331	13.8	39	69	.565	13	25	.520	10	20	.500	12	43	55	2.3	47	1	13	21	6	9	101	4.2
2018-19	29	27	713	24.6	74	191	.387	40	115	.348	23	39	.590	35	118	153	5.3	75	1	26	31	6	14	211	7.3
Total	53	33	1044	19.7	113	260	.435	53	140	.379	33	59	.559	47	161	208	3.9	122	2	39	52	12	23	312	5.9

U
F
C
P
O
Rv
M
Rc
H



RETURNING PLAYER PROFILES



Calvin
HARRINGTON **30**
GUARD
6-4, 190, REDSHIRT-SENIOR
Chicago, Illinois
Northeast (Neb.) CC

CAREER HIGHS

Points	12	Kansas Christian	11/21/17
Rebounds	7	at Colorado School of Mines	11/17/17
Field Goals Made	5	Kansas Christian	11/21/17
Field Goals Attempted	8	2x, last at Colorado School of Mines	11/17/17
3-Point Field Goals Made	2	2x, last Washburn	2/3/18
3-Point Field Goals Attempted	3	5x, last vs Missouri Southern	3/2/18
Free Throws Made	5	at Colorado School of Mines	11/17/17
Free Throws Attempted	5	2x, last at Central Missouri	1/4/18
Assists	4	vs Southwest Minnesota State	11/10/17
Steals	2	2x, last at Washburn	12/6/17
Blocks	2	vs Missouri Southern	3/2/18
Minutes Played	29	at Colorado School of Mines	11/17/17

2018-19 (Senior)

Redshirted the 2018-19 season.

2017-18 (Junior)

Played in 27 games as a reserve, averaging 11.1 minutes per game... Averaged 2.8 points and 2.0 rebounds per game... Shot 76.2 percent at the free-throw line (16-of-21)... Scored a season-high 12 points against Kansas Christian (11/21/17), his only double-figure scoring game of the season... Pulled down a season-high seven rebounds and played a season-high 29 minutes at Colorado School of Mines (11/17/17)... Also went a season-best 5-of-5 at the free-throw line at Colorado School of Mines... Recorded a season-best four assists against Southwest Minnesota State (11/10/17).

Northeast (Neb.) CC

Averaged 11.1 points, 4.2 rebounds, and 1.7 assists as a sophomore in 2016-17... Added 17 blocks and 20 steals on the defensive end, while shooting 48.2 percent from the floor and 40.5 percent from behind the arc.

Bemidji State University

Played in all 27 games and made 14 starts as a freshman in 2015-16, averaging 8.9 points, 4.4 rebounds and 1.2 assists per game... Shot 42.9 percent from the field and 36.6 percent from beyond the 3-point line.

Rich East HS

Two-time all-conference selection... Helped the Rockets to three regional championships... Was a member of the track team, winning the conference high jump title.

HARRINGTON'S CAREER STATS (FHSU)													3-Point												
SEASON	GP	GS	MIN	AVG	FG	FGA	PCT	FG	FGA	PCT	FT	FTA	PCT	OREB	DREB	TOT	AVG	PF	FO	AST	TO	BLK	STL	PTS	AVG
2017-18	27	0	300	11.1	25	70	.357	9	35	.257	16	21	.762	24	30	54	2.0	30	0	15	13	6	8	75	2.8



2018-19 (Freshman)

Redshirted the 2018-19 season.

Montezuma-South Gray HS

Helped South Gray High School to a 26-0 record and Kansas Class 1A state championship as a senior in 2017-18...All-state first team selection, averaging 16.6 points and 10.8 rebounds per game, while also chipping in 2.9 steals, 2.8 assists, and 2.5 blocked shots per game...Garden City Telegram Area Player of the Year and named All-State First Team (Top 10) for all classes by Sports in Kansas... Will also compete for the FHSU track and field team as a thrower after winning individual state championships in the shot put and discus two years in a row as a junior and senior.

Gilbert
PETERS **34**
FORWARD
6-6, 265, REDSHIRT-FRESHMAN
 Copeland, Kansas
 South Gray HS

- U
- F
- C
- P
- O
- Rv
- M
- Rc
- H



NEWCOMER PROFILES

2019-20 FORT HAYS STATE MEN'S BASKETBALL



**Bjarni
JONSSON**

FORWARD
6-7, 200, FRESHMAN
Borgarnes, Iceland
Borgarfjardar HS

4

Skallagrimur Club (Iceland): Played with the club Skallagrimur in Iceland, combined with both amateur and professional players...Averaged 12.8 points and 5.4 rebounds per game in 2018-19... In 2017-18 he averaged 9.6 points and 4.9 rebounds per game...Played for the U-20 Icelandic National Team in 2018, averaging 9.6 points and 3.4 rebounds per game in the European Championships...Played for the U-18 Icelandic National Team in 2017, averaging 8.4 points and 6.6 rebounds per game...Attended Borgarfjardar High School in his hometown of Borgarnes.



**Perry
CARROLL**

GUARD
5-10, 195, JUNIOR
Ottawa, Kansas
Allen County (Kan.) CC

5

Allen County (Kan.) CC: Earned All-KJCCC East Division Second Team honors as a sophomore in 2018-19, averaging a team-best 16.4 points and 3.8 assists per game as the team's point guard, while adding 4.1 rebounds per game...Scored 20 or more points in a game 12 times in 2018-19, including a pair of games with at least 30 points...Averaged 10.8 points, 3.5 rebounds, and 2.7 assists per game as a freshman in 2017-18.

Ottawa HS: Two-time all-state selection by the Topeka Capital Journal in his prep career at Ottawa High School, earning third team honors as a senior and an honorable mention pick as a junior.



**Gabe
PIESCHL**

GUARD
6-4, 170, SOPHOMORE
Marysville, Kansas
Cloud County (Kan.) CC

11

Cloud County (Kan.) CC: Played in 22 games and made seven starts as a freshman in 2018-19, while averaging 5.1 points, 2.2 rebounds, and 0.8 assists per game...Scored in double figures four times with a season high of 17 points.

Marysville HS: Three-time all-state selection in basketball...Averaged 22.4 points per game as a senior in 2017-18, the best single-season mark in school history, while grabbing 5.3 rebounds and dishing out 3.8 assists...Averaged 21 points as a junior, earning Sports In Kansas Class 3A Player of the Year honors, while helping Marysville to a state championship...Set the school career scoring record at 1,603 points...Named to Sports In Kansas' First Team for all Kansas classifications as a senior (Top 10)...All-state selection in football...Played in KBCA All-Star Game.



Alvin THOMPSON

GUARD
6-3, 170, JUNIOR
 St. Louis, Missouri
 Cloud County (Kan.) CC

12

Cloud County (Kan.) CC: Earned All-KJCCC East Division First Team and All-Region 6 Second Team honors as a sophomore in 2018-19, averaging 16.5 points, 3.7 rebounds, and 2.0 assists per game...Scored at least 20 points in a game 13 times, reaching a season-high 27 points twice...Shot over 50 percent from the field, over 40 percent beyond the 3-point line, and over 75 percent at the free-throw line...Averaged 11.6 points, 3.6 rebounds, and 1.6 assists per game as a freshman in 2017-18.

Cardinal Ritter College Prep: All-state selection in basketball and also a two-time Missouri Class 3 state triple jump champion.



Jake HUTCHINGS

FORWARD
6-7, 200, SENIOR
 Las Vegas, Nevada
 Chaminade University

24

Chaminade University (Hawaii): Played in all 31 games and made one start as a junior in 2018-19 for the Silverswords...Averaged 7.0 points and 2.1 rebounds per game, while shooting over 50 percent from the field and over 85 percent at the free-throw line to help Chaminade to a 23-8 record and appearance in the West Regional of the NCAA Division II Tournament.

Howard College (Texas): Earned All-Western Junior College Athletic Conference First Team honors as a sophomore in 2017-18 by averaging 13.8 points and 3.9 rebounds per game...Averaged 5.3 points and 2.0 rebounds per game as a freshman in 2016-17.

Centennial HS: Earned an all-state honorable mention selection as a senior in 2016.



Kaleb HAMMEKE

GUARD
6-0, 165, FRESHMAN
 Hutchinson, Kansas
 Trinity Catholic HS

30

Trinity Catholic HS: Two-time all-state selection in basketball, including first team honors as a senior in 2018-19...Named to the Hutchinson News All-Area First Team, while earning the distinction of Hutchinson News Player of the Year...Averaged 17.6 points, 5.8 rebounds, 3.7 assists, and 2.8 steals per game as a senior in 2018-19...Scored 1,371 points in his prep career, second most in Trinity Catholic High School history.

U
F
C
P
O
Rv
M
Rc
H



NEWCOMER PROFILES

2019-20 FORT HAYS STATE MEN'S BASKETBALL



**Devin
WALKER**

FORWARD
6-8, 215, FRESHMAN
Ulysses, Kansas
Ulysses HS

33

Ulysses HS: An honorable mention all-state selection in both basketball and football...Received second team all-state honors in basketball from Sports in Kansas...Averaged 10.3 points, 9.2 rebounds, 3.7 assists, 2.4 blocks, and 2.0 steals per game as a senior in 2018-19.



**Jackson
MILLER**

FORWARD
6-7, 210, JUNIOR
Montezuma, Kansas
Coffeyville (Kan.) CC

35

Coffeyville (Kan.) CC: Played in 19 games as a sophomore in 2018-19 averaging 1.7 points and 1.2 rebounds per game...Played in 27 games as a freshman in 2017-18 averaging 2.9 points and 1.9 rebounds per game...Member of two teams that advanced to the NJCAA National Tournament, including a national semifinal appearance in 2018-19...Helped Coffeyville to a pair of KJCCC Championships.

Montezuma-South Gray HS: Two-time all-state selection at South Gray High School, including first team honors as a senior in 2016-17 and third team honors as a junior in 2015-16.

OPPONENTS



SENIOR GUARD - DEVIN DAVIS





2019-20 OPPONENTS

2019-20 FORT HAYS STATE MEN'S BASKETBALL

ARKANSAS TECH

November 8 • 5:30 p.m. • Russellville, Ark. • Tucker Coliseum



GENERAL INFORMATION
 Location Russellville, Arkansas
 Nickname Wonder Boys
 Colors Green and Gold
 Conference Great American Conference (GAC)
 Arena Tucker Coliseum
 Affiliation NCAA II

COACH INFORMATION
 Head Coach Chad Kline
 School Record/Years 84-63/Five years
 Overall Record/Years 84-63/Five years

SPORTS INFORMATION
 Men's Basketball Contacts Paul Smith
 Office Phone (479) 968-0645
 E-mail psmith6@atu.edu
 Website www.arkansas.techsports.com

TEAM INFORMATION
 2018-19 Record 12-16
 Conference Record 10-12 (9th GAC)
 2018-19 Postseason NA
 Series Record FHSU leads 1-0

SOUTHWESTERN OKLAHOMA STATE

November 9 • 3 p.m. • Russellville, Ark. • Tucker Coliseum



GENERAL INFORMATION
 Location Weatherford, Oklahoma
 Nickname Bulldogs
 Colors Navy Blue and White
 Conference Great American Conference (GAC)
 Arena Pioneer Cellular Event Center
 Affiliation NCAA II

COACH INFORMATION
 Head Coach Terry Evans
 School Record/Years 5-23/One year
 Overall Record/Years 268-147/14 years

SPORTS INFORMATION
 Men's Basketball Contact Doug Self
 Office Phone (580) 774-7162
 E-mail doug.self@swosu.edu
 Website www.swosuathletics.com

TEAM INFORMATION
 2018-19 Record 5-23
 Conference Record 2-20 (12th GAC)
 2018-19 Postseason NA
 Series Record FHSU leads 18-7

COLORADO SCHOOL OF MINES

November 16 • 4 p.m. (CT) • Golden, Colo. • Lockridge Arena



GENERAL INFORMATION
 Location Golden, Colorado
 Nickname Orediggers
 Colors Blue and Silver
 Conference Rocky Mountain Athletic Conference (RMAC)
 Arena Lockridge Arena
 Affiliation NCAA II

COACH INFORMATION
 Head Coach Pryor Orser
 School Record/Years 339-188/18 years
 Overall Record/Years 339-188/18 years

SPORTS INFORMATION
 Men's Basketball Contacts Tim Flynn
 Office Phone (303) 273-3095
 E-mail tflynn@mines.edu
 Website www.minesathletics.com

TEAM INFORMATION
 2018-19 Record 25-6
 Conference Record 21-1 (1st RMAC)
 2018-19 Postseason L 73-82 vs Lubbock Christian (NCAA South Central Region 1st Round)
 Series Record FHSU leads 37-7

UC-COLORADO SPRINGS

November 17 • 4 p.m. (CT) • Colorado Springs, Colo. • Gallogly Events Center



GENERAL INFORMATION
 Location Colorado Springs, Colorado
 Nickname Mountain Lions
 Colors Gold, Gray and Black
 Conference Rocky Mountain Athletic Conference (RMAC)
 Arena Gallogly Events Center
 Affiliation NCAA II

COACH INFORMATION
 Head Coach Jeff Culver
 School Record/Years 114-91/Seven years
 Overall Record/Years 114-91/Seven years

SPORTS INFORMATION
 Men's Basketball Contacts Sarah Meier
 Office Phone (719) 255-3003
 E-mail smeier2@uccs.edu
 Website www.gomountainlions.com

TEAM INFORMATION
 2018-19 Record 17-12
 Conference Record 14-8 (7-5th RMAC)
 2018-19 Postseason NA
 Series Record FHSU leads 12-0

SOUTHWEST BAPTIST

November 26 • 1:30 p.m. • Kansas City, Mo. • Municipal Auditorium



GENERAL INFORMATION
 Location Bolivar, Missouri
 Nickname Bearcats
 Colors Purple and White
 Conference Great Lakes Valley Conference (GLVC)
 Arena Meyer Sports Center
 Affiliation NCAA II

COACH INFORMATION
 Head Coach Clark Sheehy
 School Record/Years 62-83/Five years
 Overall Record/Years 244-199/14 years

SPORTS INFORMATION
 Men's Basketball Contact Spencer Greathouse
 Office Phone (417) 328-1799
 E-mail sgreathouse@sbuniv.edu
 Website www.sbu.bearcats.com

TEAM INFORMATION
 2018-19 Record 14-16
 Conference Record 7-12 (7-10th MIAA)
 2018-19 Postseason NA
 Series Record FHSU leads 13-10

STERLING COLLEGE

November 30 • 7 p.m. • Hays, Kan. • Gross Memorial Coliseum



GENERAL INFORMATION
 Location Sterling, Kansas
 Nickname Warriors
 Colors Navy, Silver, and Cardinal
 Conference Kansas Collegiate Athletic
 Arena Gleason Center
 Affiliation NAIA

COACH INFORMATION
 Head Coach Adam Hooker
 School Record/Years 6-21/One year
 Overall Record/Years 6-21/One year

SPORTS INFORMATION
 Men's Basketball Contact Caden Ford
 Office Phone (620) 278-4656
 E-mail caden.ford@sterling.edu
 Website www.scwarriors.com

TEAM INFORMATION
 2018-19 Record 6-21
 Conference Record 5-19 (7-11th KCAC)
 2018-19 Postseason NA
 Series Record FHSU leads 51-9



NEBRASKA-KEARNEY



December 3 • 7:30 p.m. • Kearney, Neb. • Health & Sports Center
 February 1 • 4 p.m. • Hays, Kan. • Gross Memorial Coliseum

GENERAL INFORMATION

Location Kearney, Nebraska
 Nickname Lopers
 Colors Royal Blue and Old Gold
 Conference MIAA
 Arena Health & Sports Center
 Affiliation NCAA II

COACH INFORMATION

Head Coach Kevin Lofton
 School Record/Years 223-179/14 years
 Overall Record/Years 223-179/14 years

SPORTS INFORMATION

Men's Basketball Contact Peter Yazvac
 Office Phone (308) 865-8334
 E-mail yazvacpa@unk.edu
 Website www.lopers.com

TEAM INFORMATION

2018-19 Record 10-18
 Conference Record 5-14 (13th MIAA)
 2018-19 Postseason NA
 Series Record FHSU leads 80-52

EMPORIA STATE



December 7 • 3:30 p.m. • Emporia, Kan. • White Auditorium
 January 15 • 7:30 p.m. • Hays, Kan. • Gross Memorial Coliseum

GENERAL INFORMATION

Location Emporia, Kansas
 Nickname Hornets
 Colors Old Gold and Black
 Conference MIAA
 Arena William L. White Auditorium
 Affiliation NCAA II

COACH INFORMATION

Head Coach Craig Doty
 School Record/Years 14-16/Second year
 Overall Record/Years 176-66/Seven years

SPORTS INFORMATION

Men's Basketball Contact Don Weast
 Office Phone (620) 341-5526
 E-mail dweast@emporia.edu
 Website www.esuhornets.com

TEAM INFORMATION

2018-19 Record 14-16
 Conference Record 8-11 (T-8th MIAA)
 2018-19 Postseason NA
 Series Record FHSU leads 103-83

KANSAS WESLEYAN



December 15 • 7 p.m. • Hays, Kan. • Gross Memorial Coliseum

GENERAL INFORMATION

Location Salina, Kansas
 Nickname Coyotes
 Colors Purple and Gold
 Conference Kansas Collegiate Athletic Conference (KCAC)
 Arena Mabee Arena
 Affiliation NAIA

COACH INFORMATION

Head Coach Anthony Monson
 School Record/Years 46-42/Three years
 Overall Record/Years 46-42/Three years

SPORTS INFORMATION

Men's Basketball Contact David Toelle
 Office Phone (785) 833-4402
 E-mail sports.info@kwu.edu
 Website www.kwucoyotes.com

TEAM INFORMATION

2018-19 Record 17-12
 Conference Record 15-9 (4th KCAC)
 2018-19 Postseason N/A
 Series Record FHSU leads 55-34

BETHEL COLLEGE



December 17 • 7 p.m. • Hays, Kan. • Gross Memorial Coliseum

GENERAL INFORMATION

Location Newton, Kansas
 Nickname Threshers
 Colors Maroon and Gray
 Conference Kansas Collegiate Athletic
 Arena Thresher Gymnasium
 Affiliation NAIA

COACH INFORMATION

Head Coach Jayson Artaz
 School Record/Years 0-0/Second year
 Overall Record/Years 0-0/Second year

SPORTS INFORMATION

Men's Basketball Contact Josh Booth
 Office Phone (316) 284-5284
 E-mail jbooth@bethelks.edu
 Website www.bethelthreshers.com

TEAM INFORMATION

2018-19 Record 15-15
 Conference Record 10-14 (9th KCAC)
 2018-19 Postseason NA
 Series Record FHSU leads 14-2

AVILA UNIVERSITY



December 20 • 7 p.m. • Hays, Kan. • Gross Memorial Coliseum

GENERAL INFORMATION

Location Kansas City, Missouri
 Nickname Eagles
 Colors Purple and Gold
 Conference Kansas Collegiate Athletic
 Arena Mabee Fieldhouse
 Affiliation NAIA

COACH INFORMATION

Head Coach Bill Sloan
 School Record/Years 24-60/Three years
 Overall Record/Years 24-60/Three years

SPORTS INFORMATION

Men's Basketball Contact John Roushkolb
 Office Phone (816) 501-2936
 E-mail John.Roushkolb@avila.edu
 Website www.avilaathletics.com

TEAM INFORMATION

2018-19 Record 6-20
 Conference Record 6-18 (T-10th KCAC)
 2018-19 Postseason NA
 Series Record First meeting

MISSOURI SOUTHERN



January 4 • 4 p.m. • Hays, Kan. • Gross Memorial Coliseum

GENERAL INFORMATION

Location Joplin, Missouri
 Nickname Lions
 Colors Green and Gold
 Conference MIAA
 Arena Leggett & Platt Athletic Center
 Affiliation NCAA II

COACH INFORMATION

Head Coach Jeff Boschee
 School Record/Years 101-53/Five years
 Overall Record/Years 101-53/Five years

SPORTS INFORMATION

Men's Basketball Contact Justin Maskus
 Office Phone (417) 625-9359
 E-mail maskus-j@mssu.edu
 Website www.mssulions.com

TEAM INFORMATION

2018-19 Record 25-8
 Conference Record 14-5 (3rd MIAA)
 2018-19 Postseason L 70-82 at Northwest Missouri State (NCAA Central Region Final)
 Series Record FHSU leads 33-21



2019-20 OPPONENTS

2019-20 FORT HAYS STATE MEN'S BASKETBALL

PITTSBURG STATE

January 6 • 7:30 p.m. • Hays, Kan. • Gross Memorial Coliseum



GENERAL INFORMATION

Location Pittsburg, Kansas
 Nickname Gorillas
 Colors Crimson and Gold
 Conference MIAA
 Arena John Lance Arena
 Affiliation NCAA II

COACH INFORMATION

Head Coach Kim Anderson
 School Record/Years 34-26/Two years
 Overall Record/Years 335-188/17 years

SPORTS INFORMATION

Men's Basketball Contact Dan Wilkes
 Office Phone (620) 235-4147
 E-mail dwilkes@pittstate.edu
 Website www.pittstategorillas.com

TEAM INFORMATION

2018-19 Record 17-13
 Conference Record 9-10 (T-6th MIAA)
 2018-19 Postseason NA
 Series Record FHSU leads 88-73

WASHBURN

January 18 • 4 p.m. • Hays, Kan. • Gross Memorial Coliseum



GENERAL INFORMATION

Location Topeka, Kansas
 Nickname Ichabods
 Colors Yale Blue and White
 Conference MIAA
 Arena Lee Arena
 Affiliation NCAA II

COACH INFORMATION

Head Coach Brett Ballard
 School Record/Years 46-18/Two years
 Overall Record/Years 79-48/Four years

SPORTS INFORMATION

Men's Basketball Contact Gene Cassell
 Office Phone (785) 670-1791
 E-mail gene.cassell@washburn.edu
 Website www.wusports.com

TEAM INFORMATION

2018-19 Record 24-8
 Conference Record 15-4 (2nd MIAA)
 2018-19 Postseason I 100-101 vs Missouri Southern (NCAA Central Regional 1st Round)
 Series Record WU leads 96-70

NORTHEASTERN STATE

January 9 • 7:30 p.m. • Tahlequah, Okla. • NSU Event Center
February 22 • 4 p.m. • Hays, Kan. • Gross Memorial Coliseum



GENERAL INFORMATION

Location Tahlequah, Oklahoma
 Nickname RiverHawks
 Colors Green and White
 Conference MIAA
 Arena NSU Event Center
 Affiliation NCAA II

COACH INFORMATION

Head Coach Mark Downey
 School Record/Years 22-35/Two years
 Overall Record/Years 226-138/12 years

SPORTS INFORMATION

Men's Basketball Contact Don Vieth
 Office Phone (918) 444-3930
 E-mail vieth@nsuok.edu
 Website www.goriverhawksgo.com

TEAM INFORMATION

2018-19 Record 14-15
 Conference Record 8-11 (T-8th MIAA)
 2018-19 Postseason NA
 Series Record FHSU leads 10-6

MISSOURI WESTERN

January 24 • 7:30 p.m. • St. Joseph, Mo. • MWSU Fieldhouse



GENERAL INFORMATION

Location St. Joseph, Missouri
 Nickname Griffons
 Colors Black and Gold
 Conference MIAA
 Arena MWSU Fieldhouse
 Affiliation NCAA II

COACH INFORMATION

Head Coach Sundance Wicks
 School Record/Years 12-18/One year
 Overall Record/Years 12-18/One year

SPORTS INFORMATION

Men's Basketball Contact Nick McCutcheon
 Office Phone (816) 271-4257
 E-mail nmccutcheon@missourwestern.edu
 Website www.gogriffons.com

TEAM INFORMATION

2018-19 Record 12-18
 Conference Record 6-13 (12th MIAA)
 2018-19 Postseason NA
 Series Record FHSU leads 34-15

ROGERS STATE

January 11 • 4 p.m. • Claremore, Okla. • Claremore Expo Center
February 20 • 7:30 p.m. • Hays, Kan. • Gross Memorial Coliseum



GENERAL INFORMATION

Location Claremore, Oklahoma
 Nickname Hillcats
 Colors Blue and Red
 Conference MIAA
 Arena Claremore Expo Center
 Affiliation NCAA II

COACH INFORMATION

Head Coach Justin Barkley
 School Record/Years 183-88/Nine years
 Overall Record/Years 183-88/Nine years

SPORTS INFORMATION

Men's Basketball Contact Benjamin Dishong
 Office Phone (918) 343-7839
 E-mail bdishong@rsu.edu
 Website www.rsuhillcats.com

TEAM INFORMATION

2018-19 Record 20-12
 Conference Record 8-8 (5th Heartland)
 2018-19 Postseason NA
 Series Record First meeting

NORTHWEST MISSOURI STATE

January 25 • 3:30 p.m. • Maryville, Mo. • Bearcat Arena



GENERAL INFORMATION

Location Maryville, Missouri
 Nickname Bearcats
 Colors Forest Green and White
 Conference MIAA
 Arena Bearcat Arena
 Affiliation NCAA II

COACH INFORMATION

Head Coach Ben McCollum
 School Record/Years 241-75/10 years
 Overall Record/Years 241-75/10 years

SPORTS INFORMATION

Men's Basketball Contact Colin McDonough
 Office Phone (660) 562-1118
 E-mail cmcdonough@nwmissouri.edu
 Website www.bearcatsports.com

TEAM INFORMATION

2018-19 Record 38-0
 Conference Record 19-0 (1st MIAA)
 2018-19 Postseason W 64-58 vs Point Loma (NCAA Championship Game)
 Series Record NWMSU leads 16-10



#DEFENDTHEFORT

NEWMAN



February 6 • 7:30 p.m. • Hays, Kan. • Gross Memorial Coliseum
February 29 • 3:30 p.m. • Wichita, Kan. • Fugate Gymnasium

GENERAL INFORMATION

Location Wichita, Kansas
Nickname Jets
Colors Navy and Red
Conference Heartland
Arena Fugate Gymnasium
Affiliation NCAA II

COACH INFORMATION

Head Coach R.J. Allen
School Record/Years 34-23/Two years
Overall Record/Years 34-23/Two years

SPORTS INFORMATION

Men's Basketball Contact Collin Loutensock
Office Phone (316) 942-4291 ext. 2435
E-mail loutensockc@newmanu.edu
Website www.newmanjets.com

TEAM INFORMATION

2018-19 Record 20-9
Conference Record 11-5 (T-3rd Heartland)
2018-19 Postseason NA
Series Record FHSU leads 37-10

CENTRAL OKLAHOMA



February 8 • 4 p.m. • Hays, Kan. • Gross Memorial Coliseum
February 27 • 7:30 p.m. • Edmond, Okla. • Hamilton Field House

GENERAL INFORMATION

Location Edmond, Oklahoma
Nickname Bronchos
Colors Bronze and Blue
Conference MIAA
Arena Hamilton Field House
Affiliation NCAA II

COACH INFORMATION

Head Coach Bob Hoffman
School Record/Years 0-0/First year
Overall Record/Years 519-321/25 years

SPORTS INFORMATION

Men's Basketball Contact Chris Brannick
Office Phone (405) 974-2142
E-mail cbrannick@uco.edu
Website www.bronchosports.com

TEAM INFORMATION

2018-19 Record 11-17
Conference Record 4-15 (14th MIAA)
2018-19 Postseason NA
Series Record FHSU leads 18-7

CENTRAL MISSOURI



February 13 • 7:30 p.m. • Warrensburg, Mo. • UCM Multipurpose Building

GENERAL INFORMATION

Location Warrensburg, Missouri
Nickname Mules
Colors Cardinal and Black
Conference MIAA
Arena UCM Multipurpose Building
Affiliation NCAA II

COACH INFORMATION

Head Coach Doug Karleskint
School Record/Years 94-55/Five years
Overall Record/Years 184-87/Nine years

SPORTS INFORMATION

Men's Basketball Contact Joe Hoffmann
SID Office Phone (660) 543-8091
SID E-mail jhoffmann@ucmo.edu
Website www.ucmathletics.com

TEAM INFORMATION

2018-19 Record 14-14
Conference Record 7-12 (T-10th MIAA)
2018-19 Postseason NA
Series Record UCM leads 14-11

LINCOLN



February 15 • 4 p.m. • Hays, Kan. • Gross Memorial Coliseum

GENERAL INFORMATION

Location Jefferson City, Missouri
Nickname Blue Tigers
Colors Navy Blue and White
Conference MIAA
Arena Jason Gym
Affiliation NCAA II

COACH INFORMATION

Head Coach John Moseley
School Record/Years 70-77/Five years
Overall Record/Years 70-77/Five years

SPORTS INFORMATION

Men's Basketball Contact Dan Carr
Office Phone (573) 681-5343
E-mail carrd@lincolnu.edu
Website www.lubluetigers.com

TEAM INFORMATION

2018-19 Record 18-12
Conference Record 10-9 (5th MIAA)
2018-19 Postseason NA
Series Record FHSU leads 15-8

MIAA TOURNAMENT

Municipal Auditorium - Kansas City, Mo.

Opening Round - Mar. 4
Quarterfinals - Mar. 5-6
Semifinals - Mar. 7
Championship - Mar. 8



NCAA TOURNAMENT

Central Regional - Site TBD

First Round - Mar. 14
Semifinals - Mar. 15
Finals - Mar. 17

The Ford Center - Evansville, Ind.

National Quarterfinals - Mar. 26
National Semifinals - Mar. 28

State Farm Arena - Atlanta, Ga.

National Championship - Apr. 5



U
F
C
P
O
Rv
M
Rc
H



MIAA OPPONENT SERIES HISTORY

CENTRAL MISSOURI (11-14)

Year	W/L	Score	Site
'48-49	W	55-48	Hays
'73-74	W	85-82	Hays
'78-79	L	74-80	Hays
'06-07	L	63-80	Warrensburg
'06-07	W	87-77	Hays
'06-07	L	64-78	Kansas City
'07-08	W	78-69	Hays
'07-08	L	56-64	Warrensburg
'08-09	L	56-80	Hays
'08-09	L	57-69	Warrensburg
'09-10	W	81-71	Warrensburg
'09-10	L	63-79	Hays
'09-10	L	73-80	Wichita Falls
'10-11	W	83-59	Hays
'10-11	L	68-75	Warrensburg
'11-12	L	40-78	Warrensburg
'11-12	W	67-66	Hays
'12-13	W	77-72	Hays
'13-14	L	85-93 (ot)	Warrensburg
'14-15	L	71-80	Hays
'15-16	W	69-68	Warrensburg
'15-16	W	81-54	Hays
'16-17	W	74-73	Hays
'17-18	L	66-81	Warrensburg
'18-19	L	54-63	Warrensburg

LARGEST MARGINS OF VICTORY:

FHSU - 27, 81-54 (2016)

UCM - 38, 78-40 (2012)

CENTRAL OKLAHOMA (18-7)

Year	W/L	Score	Site
'54-55	W	98-86	Unknown
'55-56	W	78-68	Unknown
'56-57	L	64-65	Unknown
'58-59	W	77-74	Unknown
'63-64	W	86-84	Edmond
'74-75	W	60-49	Hays
'85-86	W	79-48	Hays
'07-08	L	64-65	Stephenville, Texas
'09-10	W	80-64	Wichita Falls, Texas
'10-11	L	69-81	Edmond
'12-13	W	78-71	Hays
'13-14	W	101-97 (ot)	Edmond
'13-14	W	80-79	Hays
'13-14	L	68-83	Kansas City
'14-15	W	82-72	Hays
'14-15	L	69-76	Edmond
'15-16	W	91-74	Hays
'15-16	L	54-67	Edmond
'15-16	W	67-61	Kansas City
'16-17	W	72-62	Hays
'16-17	W	67-66	Edmond
'17-18	L	57-81	Edmond
'17-18	W	57-55	Hays
'18-19	W	90-84	Hays
'18-19	W	69-66	Edmond

LARGEST MARGINS OF VICTORY:

FHSU - 31, 79-48 (1985)

UCO - 24, 81-57 (2018)

EMPORIA STATE (103-83)

Year	W/L	Score	Site
'16-17	L	29-48	Unknown
'17-18	L	17-39	Unknown
'27-28	L	23-38	Unknown
'27-28	L	18-44	Unknown
'28-29	L	20-27	Unknown
'29-29	L	20-40	Unknown
'29-30	L	23-30	Unknown
'29-30	L	25-26	Unknown
'30-31	W	39-27	Unknown
'30-31	L	20-22	Unknown
'31-32	W	47-28	Unknown
'31-32	W	24-23	Unknown
'32-33	W	26-19	Unknown
'32-33	W	37-29	Unknown
'33-34	L	42-49	Unknown
'33-34	L	26-27	Unknown
'34-35	L	34-50	Unknown
'34-35	L	37-38	Unknown

'35-36	W	44-32	Unknown
'35-36	W	35-20	Unknown
'35-36	W	35-28	Unknown
'35-36	W	33-28	Unknown
'36-37	W	43-33	Unknown
'36-37	W	52-32	Unknown
'36-37	W	50-27	Unknown
'37-38	W	35-24	Unknown
'37-38	W	45-35	Unknown
'37-38	W	42-38	Unknown
'38-39	L	39-41	Unknown
'38-39	L	34-55	Unknown
'39-40	W	44-42	Unknown
'39-40	L	36-38	Unknown
'40-41	L	37-45	Unknown
'40-41	W	52-40	Unknown
'41-42	L	50-52	Unknown
'41-42	L	46-57	Unknown
'42-43	W	60-54	Unknown
'42-43	W	43-41	Unknown
'45-46	L	37-49	Unknown
'45-46	L	35-39	Unknown
'46-47	L	56-57	Unknown
'46-47	L	54-64	Unknown
'47-48	W	62-56	Unknown
'47-48	L	45-47	Unknown
'48-49	L	60-66	Unknown
'48-49	W	69-57	Unknown
'49-50	W	65-50	Unknown
'49-50	W	57-50	Unknown
'50-51	W	76-62	Unknown
'50-51	L	55-58	Unknown
'51-52	L	62-45	Unknown
'51-52	W	75-59	Unknown
'52-53	W	61-52	Unknown
'52-53	W	73-49	Unknown
'53-54	L	62-69	Unknown
'53-54	W	57-51	Unknown
'54-55	W	70-57	Unknown
'54-55	L	73-79	Unknown
'55-56	L	66-78	Unknown
'55-56	W	88-77	Unknown
'56-57	L	69-85	Unknown
'56-57	L	69-85	Unknown
'57-58	W	75-68	Unknown
'57-58	L	65-76	Unknown
'58-59	W	77-67	Unknown
'58-59	W	56-55	Unknown
'59-60	W	56-44	Hays
'59-60	L	60-62	Emporia
'60-61	L	59-79	Hays
'60-61	L	68-85	Emporia
'61-62	L	67-72	Emporia
'61-62	W	89-74	Hays
'62-63	W	83-79	Hays
'62-63	W	78-67	Emporia
'62-63	W	68-64	Emporia
'63-64	W	79-67	Hays
'63-64	L	71-79	Emporia
'64-65	W	74-60	Emporia
'64-65	W	103-72	Hays
'65-66	L	80-92	Hays
'65-66	L	60-72	Emporia
'66-67	W	79-75	Hays
'66-67	L	72-87	Emporia
'67-68	L	81-85	Hays
'67-68	L	62-85	Emporia
'68-69	W	85-78	Hays
'68-69	L	62-73	Emporia
'69-70	W	73-63	Emporia
'69-70	W	93-82	Hays
'70-71	W	74-73	Hays
'70-71	L	75-77	Emporia
'71-72	L	59-63	Emporia
'71-72	L	75-76	Hays
'72-73	L	57-62	Emporia
'72-73	L	78-80	Hays
'73-74	W	75-72	Hays
'73-74	L	71-84	Emporia
'74-75	L	76-84	Emporia
'74-75	W	105-83	Hays
'75-76	W	76-73	Hays
'75-76	W	86-74	Hays

'75-76	L	71-75	Emporia
'76-77	L	60-77	Emporia
'76-77	L	78-79 (ot)	Hays
'77-78	W	85-77	Hays
'77-78	L	78-95	Emporia
'78-79	W	86-83 (ot)	Hays
'78-79	W	81-76	Emporia
'79-80	L	66-69	Emporia
'79-80	W	90-66	Hays
'80-81	W	86-63	Hays
'80-81	W	64-61	Emporia
'80-81	W	91-67	Hays
'81-82	L	68-81	Hays
'81-82	W	54-52 (4ot)	Emporia
'81-82	L	60-70	Emporia
'82-83	W	72-59	Hays
'82-83	W	84-72	Emporia
'82-83	W	72-65	Hays
'83-84	W	71-58	Emporia
'83-84	L	61-62	Hays
'83-84	W	74-67	Hays
'84-85	W	109-85	Hays
'84-85	W	91-70	Emporia
'85-86	L	81-88	Emporia
'85-86	L	104-70	Hays
'85-86	L	84-92	Emporia
'86-87	W	83-66	Hays
'86-87	L	81-87	Emporia
'86-87	W	84-71	Hays
'87-88	L	70-77	Hays
'87-88	W	97-91 (ot)	Emporia
'87-88	W	105-89	Hays
'88-89	L	80-85	Hays
'88-89	W	74-71	Emporia
'88-89	L	62-64	Emporia
'89-90	L	67-85	Hays
'89-90	L	56-57	Emporia
'90-91	L	75-76	Emporia
'90-91	L	78-79	Hays
'90-91	L	89-109	Emporia
'91-92	L	70-79	Emporia
'91-92	W	85-69	Hays
'92-93	L	79-85	Hays
'92-93	L	68-85	Emporia
'93-94	W	95-94	Emporia
'93-94	L	83-85	Hays
'94-95	W	115-94	Hays
'94-95	W	95-74	Emporia
'95-96	W	102-79	Hays
'98-96	W	78-48	Emporia
'96-97	W	66-55	Emporia
'97-98	W	82-57	Hays
'98-99	L	66-79	Emporia
'99-00	W	76-64	Hays
'00-01	W	81-60	Emporia
'01-02	W	92-77	Hays
'02-03	W	96-93	Emporia
'03-04	W	97-75	Hays
'06-07	L	71-86	Emporia
'06-07	L	73-76	Hays
'07-08	W	79-77	Hays
'07-08	L	60-67	Emporia
'07-08	L	63-71	Neutral
'08-09	W	78-68	Hays
'08-09	L	74-81	Emporia
'09-10	W	69-65	Emporia
'09-10	W	94-47	Hays
'09-10	L	61-65	Kansas City
'10-11	W	81-80	Hays
'10-11	L	77-81	Emporia
'10-11	W	74-71	Kansas City
'11-12	W	72-67 (ot)	Emporia
'11-12	W	73-48	Hays
'12-13	W	79-76 (ot)	Emporia
'13-14	W	99-92 (2ot)	Hays
'13-14	W	65-59	Emporia
'14-15	W	66-44	Emporia
'14-15	W	73-66	Hays
'15-16	L	63-75	Hays
'16-17	L	67-75	Hays
'16-17	W	76-71	Emporia
'17-18	W	69-58	Emporia

'17-18	W	58-50	Hays
'18-19	W	86-78	Hays
'18-19	W	82-71	Emporia

LARGEST MARGINS OF VICTORY:

FHSU - 47, 94-47 (2010)

ESU - 26, 44-18 (1928)

LINCOLN (15-8)

Year	W/L	Score	Site
'56-57	W	85-83	Unknown
'64-65	L	77-86	Jefferson City
'65-66	W	89-78	Hays
'66-67	L	85-100	Hays
'66-67	L	79-102	Jefferson City
'68-69	L	77-85	Hays
'68-69	L	79-94	Jefferson City
'85-86	W	105-57	Hays
'99-00	W	93-58	Hays
'04-05	W	66-65	Neutral
'10-11	W	95-79	Hays
'10-11	W	95-62	Jefferson City
'11-12	W	78-65	Jefferson City
'11-12	W	78-63	Hays
'12-13	W	87-53	Hays
'13-14	W	88-85	Hays
'14-15	W	62-45	Jefferson City
'15-16	L	70-76	Jefferson City
'15-16	W	79-65	Hays
'16-17	W	74-72 (ot)	Hays
'17-18	L	56-77	Jefferson City
'18-19	W	72-63	Hays
'18-19	L	69-74	Kansas City

LARGEST MARGINS OF VICTORY:

FHSU - 48, 105-57 (1985)

LU - 23, 102-79 (1967)

MISSOURI SOUTHERN (32-20)

Year	W/L	Score	Site
'76-77	W	69-62	Hays
'76-77	L	64-79	Joplin
'77-78	L	68-87	Joplin
'77-78	L	87-88	Hays
'78-79	W	94-78	Hays
'78-79	L	66-68	Joplin
'79-80	L	69-73	Joplin
'79-80	W	90-77	Hays
'80-81	L	73-91	Joplin
'80-81	L	77-84	Hays
'81-82	L	62-71	Joplin
'81-82	W	71-61	Hays
'83-83	W	82-79	Hays
'82-83	W	81-76	Joplin
'83-84	W	61-52	Hays
'83-84	W	57-55	Joplin
'84-85	W	72-58	Hays
'84-85	W	71-64	Joplin
'85-86	L	72-78	Joplin
'85-86	W	56-54	Hays
'86-87	L	74-77	Joplin
'86-87	W	96-86	Hays
'87-88	W	82-56	Hays
'87-88	W	93-49	Joplin
'88-89	W	84-66	Hays
'88-89	W	84-70	Joplin
'06-07	L	80-86	Joplin
'06-07	W	89-61	Hays
'07-08	W	82-76	Hays
'07-08	L	61-72	Joplin
'07-08	W	68-59	Neutral
'08-09	W	67-59	Joplin
'08-09	W	69-6	

MIAA OPPONENT SERIES HISTORY



#DEFENDTHEFORT

U
F
C
P
O
R
V
M
R
C
H

'13-14	L	69-80	Mankato, Minn.
'14-15	W	80-70	Hays
'15-16	W	84-83 (ot)	Hays
'15-16	W	85-82	Joplin
'16-17	L	81-84	Joplin
'16-17	L	67-76	Kansas City
'17-18	W	76-69	Hays
'17-18	W	86-85	Kansas City
'18-19	L	66-78	Joplin
'18-19	W	89-84	Hays

LARGEST MARGINS OF VICTORY:
FHSU - 44, 93-49 (1988)
MSSU - 19, 87-68 (1978) & 76-57 (2010)

MISSOURI WESTERN (34-15)

Year	W/L	Score	Site
'76-77	L	68-78	Hays
'76-77	L	58-67	St. Joseph
'77-78	W	51-50	St. Joseph
'77-78	W	79-76	Hays
'78-79	L	78-79 (ot)	Hays
'78-79	L	72-74	St. Joseph
'79-80	W	110-81	Hays
'79-80	W	68-65	St. Joseph
'80-81	W	76-65	St. Joseph
'80-81	W	90-79	Hays
'81-82	L	67-79	Hays
'81-82	L	69-97	St. Joseph
'82-83	W	68-66	St. Joseph
'82-83	W	77-62	Hays
'83-84	W	67-61	Hays
'83-84	W	67-65	St. Joseph
'84-85	W	72-70	St. Joseph
'84-85	W	82-65	Hays
'85-86	W	86-78	Hays
'85-86	L	76-78	St. Joseph
'86-87	W	90-70	St. Joseph
'86-87	W	86-54	Hays
'87-88	W	99-91	St. Joseph
'87-88	W	97-75	Hays
'88-89	L	63-76	St. Joseph
'88-89	W	72-71	Hays
'93-94	W	73-72	Hays
'06-07	W	97-80	Hays
'06-07	L	60-61	St. Joseph
'07-08	W	76-58	St. Joseph
'07-08	W	65-52	Hays
'08-09	L	57-72	Hays
'08-09	W	68-63	St. Joseph
'08-09	L	62-69	Kansas City
'09-10	W	67-54	Hays
'09-10	L	69-75	St. Joseph
'10-11	L	77-78	St. Joseph
'10-11	W	79-63	Hays
'10-11	W	86-85	Kansas City
'11-12	W	66-53	Hays
'11-12	W	62-58	St. Joseph
'12-13	W	84-74 (ot)	St. Joseph
'12-13	W	73-57	Hays
'13-14	L	79-82 (ot)	St. Joseph
'14-15	W	90-78	Hays
'15-16	L	68-74	St. Joseph
'16-17	W	74-69	St. Joseph
'17-18	W	61-42	Hays
'18-19	W	84-74	Hays

LARGEST MARGINS OF VICTORY:
FHSU - 32, 86-54 (1987)
MWSU - 28, 97-69 (1982)

NEBRASKA-KEARNEY (80-51)

Year	W/L	Score	Site
'25-26	W	46-25	Unknown
'26-27	W	46-16	Unknown
'26-27	W	23-19	Unknown
'32-33	W	40-22	Unknown
'33-34	W	68-32	Unknown
'34-35	W	41-11	Unknown
'38-39	W	34-10	Unknown
'42-43	W	67-25	Unknown
'45-46	W	49-33	Unknown
'46-47	W	73-49	Unknown
'47-48	W	76-63	Unknown
'48-49	W	87-73	Unknown

'48-49	W	68-55	Unknown
'49-50	W	86-30	Unknown
'54-55	W	83-55	Unknown
'55-56	L	67-69	Unknown
'56-57	W	73-56	Unknown
'58-59	W	69-46	Unknown
'59-60	W	82-65	Hays
'60-61	L	78-95	Kearney
'61-62	W	100-90	Hays
'62-63	W	122-88	Kearney
'63-64	W	106-73	Hays
'64-65	L	80-83	Kearney
'65-66	W	103-78	Hays
'66-67	W	96-79	Kearney
'66-67	W	93-85	Hays
'67-68	L	78-84	Kearney
'68-69	W	90-85	Hays
'69-70	L	90-116	Kearney
'69-70	W	100-93	Hays
'70-71	W	101-72	Hays
'70-71	L	71-102	Kearney
'71-72	W	84-83	Hays
'71-72	L	72-84	Kearney
'72-73	W	98-91	Kearney
'72-73	W	96-93	Hays
'73-74	L	75-83	Kearney
'73-74	W	113-108	Hays
'74-75	L	93-98	Hays
'74-75	L	94-111	Kearney
'75-76	L	94-102	Kearney
'75-76	W	100-87	Hays
'76-77	L	86-88	Kearney
'76-77	W	87-85	Hays
'77-78	W	98-82	Hays
'77-78	L	82-99	Kearney
'78-79	L	92-98	Kearney
'78-79	W	102-100 (ot)	Hays
'79-80	L	82-84 (ot)	Hays
'79-80	L	87-93	Kearney
'80-81	W	77-76	Kearney
'80-81	W	85-83	Hays
'81-82	L	61-69	Hays
'81-82	L	74-89	Kearney
'82-83	W	79-74	Kearney
'82-83	W	80-72	Hays
'83-84	W	82-78	Hays
'83-84	W	89-66	Kearney
'84-85	W	71-70	Kearney
'84-85	W	89-71	Hays
'85-86	W	92-66	Hays
'85-86	W	73-62	Kearney
'86-87	L	86-88 (ot)	Kearney
'86-87	W	115-106	Hays
'87-88	W	108-83	Hays
'87-88	W	94-76	Kearney
'88-89	L	85-100	Kearney
'88-89	W	98-94	Hays
'89-90	W	83-74	Kearney
'89-90	W	101-85	Hays
'89-90	L	77-93	Kearney
'89-90	W	85-83	Hays
'90-91	L	90-102	Kearney
'90-91	W	99-71	Hays
'91-92	L	105-113	Kearney
'92-93	L	76-88	Hays
'92-93	L	79-98	Kearney
'93-94	W	95-91	Hays
'93-94	L	86-113	Kearney
'94-95	W	95-93	Kearney
'94-95	W	120-96	Hays
'94-95	W	85-79	Neutral
'95-96	W	82-79	Kearney
'95-96	W	97-84	Hays
'95-96	W	85-79	Neutral
'96-97	L	84-96	Kearney
'96-97	W	97-67	Hays
'96-97	W	83-79	Neutral
'97-98	W	87-73	Hays
'97-98	L	102-103	Kearney
'97-98	L	82-107	Neutral
'98-99	L	73-78	Kearney
'98-99	L	64-77	Hays

'99-00	L	72-74	Hays
'99-00	L	69-73	Kearney
'99-00	L	80-87	Kearney
'00-01	L	90-98	Kearney
'00-01	W	74-68	Hays
'01-02	L	65-69	Hays
'01-02	L	69-71	Kearney
'01-02	L	86-94	Neutral
'02-03	L	72-78	Kearney
'02-03	W	89-75	Hays
'02-03	W	86-82	Neutral
'03-04	L	72-83	Hays
'03-04	L	57-86	Kearney
'04-05	W	90-72	Hays
'04-05	L	51-83	Kearney
'05-06	W	74-72 (ot)	Kearney
'05-06	L	66-70	Hays
'06-07	L	65-70	Hays
'07-08	W	79-75	Kearney
'08-09	W	84-59	Hays
'09-10	W	75-60	Kearney
'10-11	W	91-68	Hays
'11-12	W	65-51	Kearney
'12-13	W	94-68	Hays
'12-13	W	82-70	Kearney
'13-14	L	83-90	Kearney
'13-14	W	78-72	Hays
'14-15	W	88-77	Hays
'14-15	L	59-79	Kearney
'15-16	W	84-75	Hays
'15-16	L	64-90	Kearney
'15-16	L	67-79	Sioux Falls, S.D.
'16-17	L	69-86	Kearney
'16-17	L	88-101	Hays
'17-18	W	78-69	Hays
'17-18	L	62-65	Kearney
'18-19	W	76-73	Hays
'18-19	L	56-59	Kearney

LARGEST MARGINS OF VICTORY:
FHSU - 56, 86-30 (1950)
UNK - 32, 83-51 (2005)

NEWMAN (37-10)

Year	W/L	Score	Site
'71-72	W	66-65	Wichita
'71-72	W	93-59	Hays
'72-73	L	73-87	Wichita
'72-73	W	83-82	Hays
'73-74	W	96-73	Hays
'73-74	L	58-66	Wichita
'74-75	W	90-87	Hays
'74-75	L	70-73	Wichita
'75-76	W	91-79	Hays
'75-76	L	82-109	Wichita
'75-76	W	89-77	Emporia
'76-77	W	74-65	Wichita
'76-77	W	68-57	Hays
'77-78	L	80-82	Hays
'77-78	L	77-86	Wichita
'78-79	W	87-84	Wichita
'78-79	W	72-67	Hays
'79-80	W	86-78	Hays
'79-80	L	67-80	Wichita
'80-81	W	63-62	Wichita
'80-81	W	116-85	Hays
'81-82	W	61-58	Wichita
'81-82	L	69-75	Hays
'82-83	W	63-53	Wichita
'82-83	W	88-74	Hays
'83-84	W	73-48	Hays
'83-84	W	81-61	Wichita
'84-85	W	86-70	Hays
'84-85	W	67-56	Wichita
'85-86	W	68-63	Hays
'85-86	W	71-67	Wichita
'86-87	W	83-80 (ot)	Hays
'86-87	W	95-64	Wichita
'99-00	W	77-64	Hays
'01-02	W	96-93 (ot)	Hays
'07-08	W	82-50	Hays
'08-09	W	82-66	Wichita
'09-10	W	77-48	Hays
'10-11	W	84-71	Wichita

'11-12	W	75-65	Hays
'12-13	L	78-80	Wichita
'13-14	W	96-87	Hays
'14-15	W	82-75	Wichita
'15-16	W	92-76	Hays
'16-17	W	73-65	Wichita
'17-18	W	90-63	Hays
'18-19	L	75-76	Wichita

LARGEST MARGINS OF VICTORY:
FHSU - 34, 93-59 (1972)
NU - 27, 109-82 (1975)

NORTHEASTERN STATE (10-6)

Year	W/L	Score	Site
'81-82	L	51-67	Hays
'82-83	W	53-45	Wichita, Kan.
'12-13	L	61-76	Tahlequah
'13-14	W	79-65	Tahlequah
'13-14	L	72-75	Hays
'14-15	W	77-49	Hays
'14-15	L	77-79	Tahlequah
'15-16	W	84-74	Hays
'15-16	W	87-84	Tahlequah
'16-17	W	73-66	Hays
'16-17	L	60-66	Tahlequah
'16-17	W	61-53	Hays
'17-18	W	98-89 (2ot)	Tahlequah
'17-18	W	81-74	Hays
'18-19	W	69-65	Hays
'18-19	L	62-72	Tahlequah

LARGEST MARGINS OF VICTORY:
FHSU - 28, 77-49 (2014-15)
NSU - 15, 76-61 (2012-13)

NORTHWEST MISSOURI ST (10-16)

Year	W/L	Score	Site
'49-50	W	78-60	Unknown
'49-50	W	59-44	Unknown
'49-50	L	41-49	Unknown
'68-69	W	75-70	Neutral
'06-07	L	54-72	Hays
'06-07	L	40-66	Maryville
'07-08	L	53-69	Maryville
'07-08	L	51-73	Hays
'08-09	W	79-68	Maryville
'08-09	W	72-68	Hays
'09-10	W	78-66	Hays
'09-10	L	59-62	Maryville
'10-11	W	71-68	Maryville
'10-11	L	73-75	Hays
'11-12	W	83-64	Hays
'11-12	L	57-74	Maryville
'12-13	W	59-58	Hays
'12-13	W	64-60	Maryville
'12-13	L	66-73	Kansas City
'13-14	L	74-88	Hays
'14-15	L	66-74 (ot)	Maryville
'15-16	L	55-77	Maryville
'15-16	L	51-69	Kansas City
'16-17	L	72-81	Maryville
'17-18	L	67-72	Hays
'18-19	L	69-81	Hays

LARGEST MARGINS OF VICTORY:
FHSU - 19, 83-64 (2012)
NWMSU - 26, 66-40 (2007)

PITTSBURG STATE (87-72)


Year	W/L	Score	Site
'16-17	W	47-26	Pittsburg
'16-17	W	43-28	Pittsburg
'23-24	L	19-21	Hays
'23-24	L</		



MIAA OPPONENT SERIES HISTORY

2019-20 FORT HAYS STATE MEN'S BASKETBALL

'31-32	L	17-33	Unknown	'71-72	W	78-62	Hays	'29-20	L	8-28	Unknown	'79-80	W	92-72	Hays
'31-32	L	14-21	Unknown	'72-73	W	79-72	Hays	'29-20	L	31-34	Unknown	'79-80	L	62-74	Topeka
'32-33	L	23-35	Unknown	'72-73	L	57-78	Pittsburg	'30-31	W	28-19	Unknown	'80-81	W	70-63	Hays
'32-33	L	15-33	Unknown	'73-74	L	70-108	Pittsburg	'30-31	L	15-31	Unknown	'80-81	L	61-75	Topeka
'33-34	L	16-24	Unknown	'73-74	W	89-73	Hays	'31-32	L	19-26	Unknown	'80-81	W	66-62	Hays
'33-34	L	18-29	Unknown	'74-75	L	80-82	Hays	'31-32	W	40-20	Unknown	'81-82	L	51-63	Hays
'34-35	L	21-25	Unknown	'74-75	L	74-83	Pittsburg	'32-33	L	22-32	Unknown	'81-82	L	50-61	Topeka
'34-35	W	36-31	Unknown	'74-75	W	93-87	Hays	'32-33	W	40-36	Unknown	'82-83	W	70-67	Hays
'35-36	W	36-27	Unknown	'75-76	L	76-81	Pittsburg	'33-34	L	31-32	Unknown	'82-83	W	70-62	Topeka
'35-36	W	41-19	Unknown	'75-76	L	56-67	Hays	'33-34	W	40-19	Unknown	'83-84	W	86-79	Topeka
'35-36	L	28-32	Unknown	'76-77	W	51-50	Hays	'41-42	W	45-21	Unknown	'83-84	W	75-60	Hays
'35-36	L	30-45	Unknown	'76-77	L	55-67	Pittsburg	'41-42	W	49-45	Unknown	'83-84	W	71-60	Hays
'36-37	W	39-28	Unknown	'77-78	L	83-86	Pittsburg	'42-43	L	30-36	Unknown	'84-85	L	63-78	Hays
'36-37	L	29-31	Unknown	'77-78	W	108-93	Hays	'42-43	W	35-34	Unknown	'84-85	W	84-80 (ot)	Topeka
'36-37	L	29-41	Unknown	'78-79	W	102-70	Hays	'45-46	L	28-52	Unknown	'84-85	W	73-54	Hays
'37-38	W	48-38	Unknown	'78-79	L	79-97	Pittsburg	'45-46	L	33-44	Unknown	'85-86	L	61-66	Topeka
'37-38	L	43-51	Unknown	'78-79	L	65-66	Hays	'46-47	W	63-47	Unknown	'85-86	W	79-67	Hays
'37-38	W	47-45	Unknown	'79-80	L	63-65	Pittsburg	'46-47	L	47-64	Unknown	'85-86	W	79-67	Hays
'38-39	L	33-40	Unknown	'79-80	W	79-75	Hays	'47-48	L	49-62	Unknown	'86-87	L	84-94 (ot)	Hays
'39-40	W	42-31	Unknown	'80-81	W	71-61	Pittsburg	'47-48	L	51-71	Unknown	'86-87	L	85-89	Topeka
'39-40	W	39-37	Unknown	'80-81	W	95-81	Hays	'48-49	L	54-68	Unknown	'86-87	L	61-63	Topeka
'40-41	L	43-51	Unknown	'81-82	W	50-48	Pittsburg	'48-49	W	66-58	Unknown	'87-88	L	77-82	Hays
'40-41	L	36-57	Unknown	'81-82	W	66-64	Hays	'49-50	L	48-56	Unknown	'87-88	L	62-72	Topeka
'41-42	L	35-45	Unknown	'82-83	W	83-67	Hays	'49-50	W	64-61	Unknown	'87-88	W	89-86	Topeka
'41-42	L	42-48	Unknown	'82-83	W	56-51	Pittsburg	'50-51	L	43-54	Unknown	'88-89	W	87-76	Hays
'42-43	W	53-38	Unknown	'83-84	W	97-64	Hays	'50-51	L	62-70	Unknown	'88-89	L	76-88	Topeka
'42-43	W	80-67	Unknown	'83-84	W	86-61	Pittsburg	'51-52	L	62-88	Unknown	'89-90	L	71-79	Topeka
'45-46	L	32-52	Unknown	'84-85	W	59-44	Hays	'51-52	L	72-83	Unknown	'89-90	L	72-74	Hays
'45-46	L	33-53	Unknown	'84-85	W	57-56	Pittsburg	'52-53	L	68-70	Unknown	'89-90	L	56-70	Topeka
'46-47	W	66-54	Unknown	'85-86	W	78-73	Pittsburg	'52-53	L	66-81	Unknown	'90-91	W	104-86	Hays
'46-47	W	63-58	Unknown	'85-86	W	94-68	Hays	'53-54	W	80-79	Unknown	'90-91	L	65-81	Topeka
'47-48	W	52-44	Unknown	'86-87	W	81-74	Pittsburg	'53-54	L	61-80	Unknown	'91-92	L	74-75	Hays
'47-48	W	53-51	Unknown	'86-87	W	102-74	Hays	'54-55	W	88-81	Unknown	'91-92	L	85-101	Topeka
'48-49	W	56-55	Unknown	'87-88	W	100-55	Hays	'54-55	W	81-69	Unknown	'91-92	L	60-84	Topeka
'48-49	W	56-51	Unknown	'87-88	W	72-65	Pittsburg	'55-56	W	82-72	Unknown	'92-93	L	58-73	Hays
'49-50	W	60-52	Unknown	'88-89	L	76-87	Pittsburg	'55-56	L	67-81	Unknown	'93-94	L	84-89	Topeka
'49-50	W	56-43	Unknown	'92-93	L	58-64	Pittsburg	'56-57	L	60-88	Topeka	'94-95	L	93-106 (ot)	Hays
'50-51	W	76-70	Unknown	'93-94	L	76-81	Hays	'56-57	W	100-88	Hays	'95-96	W	91-74	Topeka
'50-51	L	49-73	Unknown	'94-95	W	97-91	Pittsburg	'57-58	L	73-77	Hays	'96-97	W	82-60	Hays
'51-51	W	98-61	Unknown	'95-96	W	94-74	Hays	'57-58	L	62-74	Topeka	'97-98	L	80-86	Topeka
'51-52	W	65-64	Unknown	'06-07	W	77-75	Pittsburg	'58-59	W	71-55	Topeka	'98-99	L	75-84	Hays
'52-53	W	62-60	Unknown	'06-07	L	55-56	Hays	'58-59	W	78-66	Hays	'99-00	L	53-73	Topeka
'52-53	L	65-72	Unknown	'07-08	W	85-78 (3ot)	Hays	'59-60	W	71-68	Topeka	'05-06	W	84-74	Hays
'52-53	W	81-76	Unknown	'07-08	L	53-67	Pittsburg	'59-60	W	90-73	Hays	'06-07	W	70-69 (ot)	Neutral
'53-54	L	70-76	Unknown	'08-09	W	74-63	Hays	'60-61	L	73-79	Hays	'06-07	L	57-69	Topeka
'53-54	W	81-73	Unknown	'08-09	W	65-59	Pittsburg	'60-61	W	85-73	Hays	'06-07	W	58-57	Hays
'54-55	L	62-108	Unknown	'09-10	W	69-56	Pittsburg	'61-62	W	62-54	Topeka	'07-08	W	84-83	Hays
'54-55	W	77-73	Unknown	'09-10	W	69-60	Hays	'61-62	W	73-63	Hays	'07-08	W	69-66	Topeka
'55-56	L	49-88	Unknown	'10-11	W	78-71	Hays	'62-63	W	76-47	Hays	'08-09	L	66-82	Topeka
'55-56	L	68-87	Unknown	'10-11	W	70-63	Pittsburg	'62-63	L	66-68	Topeka	'08-09	W	68-60	Hays
'56-57	W	76-74	Unknown	'11-12	W	76-66	Pittsburg	'63-64	L	89-93 (ot)	Topeka	'09-10	W	68-55	Hays
'56-57	L	78-82	Unknown	'11-12	W	66-60	Hays	'63-64	W	95-82	Hays	'09-10	W	74-62	Topeka
'57-58	L	67-79	Unknown	'12-13	L	69-72	Pittsburg	'64-65	L	75-95	Topeka	'10-11	W	70-58	Topeka
'57-58	L	62-77	Unknown	'13-14	W	78-75	Pittsburg	'64-65	W	98-75	Hays	'10-11	W	94-73	Hays
'58-59	W	63-51	Unknown	'13-14	W	87-69	Hays	'65-66	W	75-68	Hays	'11-12	L	45-61	Hays
'58-59	L	61-63	Unknown	'14-15	L	64-69	Hays	'65-66	L	75-80	Topeka	'11-12	L	67-79	Topeka
'59-60	L	62-67	Pittsburg	'14-15	L	63-77	Pittsburg	'66-67	L	55-64	Topeka	'11-12	L	54-67	Kansas City
'50-60	L	76-78	Pittsburg	'15-16	W	89-78	Hays	'66-67	L	61-75	Hays	'12-13	L	69-70	Hays
'60-61	L	61-66	Pittsburg	'15-16	L	92-101	Pittsburg	'67-68	L	61-79	Topeka	'12-13	L	70-76	Topeka
'60-61	W	79-74	Hays	'16-17	W	72-67	Pittsburg	'67-68	L	72-76	Hays	'13-14	W	87-85 (ot)	Hays
'61-62	W	92-68	Hays	'17-18	W	77-74	Hays	'68-69	L	73-83	Topeka	'13-14	L	70-79	Topeka
'61-62	W	81-71	Pittsburg	'18-19	W	77-75	Pittsburg	'68-69	L	60-74	Hays	'14-15	L	58-69	Topeka
'62-63	W	74-70	Neutral	'18-19	W	71-61	Hays	'69-70	L	67-75	Topeka	'14-15	W	87-79	Hays
'62-63	L	83-96	Pittsburg	LARGEST MARGINS OF VICTORY:				'69-70	W	82-53	Hays	'14-15	L	57-66	Topeka
'62-63	W	95-79	Hays	FHSU - 45, 100-55 (1988)				'70-71	W	74-60	Hays	'15-16	L	82-86	Hays
'63-63	W	108-93	Hays	PSU - 46, 108-62 (1955)				'70-71	W	83-70	Topeka	'16-17	W	89-82	Hays
'63-64	L	83-106	Pittsburg	ROGERS STATE (0-0)				'71-72	L	63-74	Topeka	'16-17	W	70-54	Topeka
'64-65	L	62-74	Pittsburg	WASHBURN (70-96)				'71-72	W	63-57	Hays	'17-18	L	58-69	Topeka
'64-65	L	79-83	Hays	Year	W/L	Score	Site	'72-73	W	63-59	Topeka	'17-18	L	60-76	Hays
'65-66	L	65-71	Hays	'18-19	W	26-21	Topeka	'72-73	L	66-70	Hays	'17-18	L	53-77	Kansas City
'65-66	L	82-94	Pittsburg	'19-20	L	12-29	Unknown	'73-74	W	81-78 (ot)	Hays	'18-19	L	73-80	Topeka
'66-67	W	68-66	Hays	'20-21	L	18-34	Unknown	'73-74	L	57-81	Topeka	LARGEST MARGINS OF VICTORY:			
'66-67	L	68-76	Pittsburg	'21-22	L	15-23	Unknown	'74-75	W	68-60	Hays	FHSU - 29, 82-53 (1970)			
'67-68	L	62-67	Pittsburg	'21-22	L	14-19	Unknown	'74-75	W	76-74	Topeka	WU - 29, 46-17 (1924)			
'67-68	W	93-63	Hays	'22-22	L	16-26	Unknown	'75-76	W	61-52	Hays				
'68-69	L	76-101	Pittsburg	'23-24	L	17-46	Unknown	'75-76	W	62-58	Topeka				
'68-69	W	74-72	Hays	'27-28	L	34-39	Unknown	'76-77	L	59-64	Topeka				
'69-70	W	89-80	Pittsburg	'27-28	L	28-36	Unknown	'76-77	W	88-71	Hays				
'69-70	L	86-102	Hays	'28-29	L	19-24	Unknown	'77-78	L	69-71	Hays				
'70-71	W	84-67	Hays	'28-29	L	24-22	Unknown	'77-78	L	63-86	Topeka				
'70-71	W	73-72	Pittsburg	'28-29	W	23-20	Unknown	'78-79	L	71-79	Hays				
'71-72	L	56-71	Pittsburg					'78-79	L	73-94	Topeka				
								'79-80	L	69-85	Topeka				



SOPHOMORE GUARD - NYJEE WRIGHT



12th Consecutive Winning Season Under Mark Johnson Nets 18 Wins

Fort Hays State posted its 12th consecutive winning season under head coach Mark Johnson in 2018-19, finishing at 18-11 overall. It was the 15th time in Johnson's 18-year tenure the Tigers reached at least 18 wins in a season and 16th time they finished with a winning record. Fort Hays State finished fourth in the MIAA regular season standings and reached the MIAA Tournament quarterfinals.

The MIAA provided a tough competitive balance once again in 2018-19 with only five of 14 teams finishing with a record above .500 in conference play. Northwest Missouri State ran away with the conference title at 19-0, en route to an undefeated national championship. Washburn and Missouri Southern, both NCAA Tournament participants in 2019, won 15 and 14 games respectively in conference action, while Fort Hays State was close behind with 12 wins in MIAA play.

The Tigers had a tough start to the 2018-19 season with losses to Sioux Falls and Southwest Minnesota State of the Northern Sun Intercollegiate Conference. SMSU ranked held a No. 20 national ranking at the time of the meeting, defeating the Tigers on their home floor in Marshall, Minnesota, the site of both games.

FHSU returned to Hays to knock off Colorado School of Mines in the home opener, 75-71 in overtime. Colorado School of Mines went on to finish 25-6 for the season and made a sixth-straight appearance in the NCAA Tournament. The Tigers backed that with another win over a Rocky Mountain Athletic Conference opponent, downing UC-Colorado Springs in Hays by a count of 67-51.

The Tigers dropped a hard-fought non-conference contest by one point at Newman University before going on a six-game win streak to close out the 2018 calendar year. The run began with a 26-point win over Sterling College, then a 25-point victory over Central Christian College. The Tigers pushed the streak to four games by winning their first two MIAA contests of the year, a three-point win over Nebraska-Kearney and then an eight-point win over Emporia State. The Tigers escaped an upset bid from Bethel College, winning 101-96 in double overtime to keep head coach Mark Johnson undefeated against NAIA opponents, before cruising to a 28-point win over McPherson College. All six games during the win streak took place in Hays.

The Tigers opened the new calendar year of 2019 on the road at Central Missouri. The Mules snapped FHSU's six-game win streak with a nine-point decision. The Tigers bounced back a couple days later to knock off Southwest Baptist in Bolivar by 15 points. That marked Fort Hays State's largest margin of victory in MIAA play for the season.

Fort Hays State remained on the winning track in its return to Hays, knocking off Northeastern State by four points and Central Oklahoma by six points. An 82-71 win at Emporia State completed a four-game win streak and gave the Tigers a regular-season sweep of their in-state rival.

Fort Hays State traveled across the state to Topeka for its only meeting of the year with Washburn, which it dropped by seven points. However, the Tigers jumped back in the win column with a 10-point win over Missouri Western in Hays. A couple days following, No. 2 ranked and undefeated Northwest Missouri State came to Hays and remained unbeaten by handing FHSU its first home loss of the season by 12 points. The Bearcats were just at the midway point of their 38-0 season that saw them go on to win the national title. A three-point loss at Nebraska-Kearney following the battle with the Bearcats marked the first back-to-back losses by the Tigers since the beginning of the year in Minnesota.

The Tigers went into split mode for the next three weeks, starting with a road trip to Pittsburg State and Missouri Southern. FHSU pulled out a two-point win over PSU before falling by 12 to MSSU. FHSU returned home and dropped a contest to Lindenwood by six before defeating Lincoln by 11. A road trip to Oklahoma saw the Tigers defeat Central Oklahoma by three before falling by 10 at Northeastern State.

The Tigers closed the regular season on a high note at home to solidify a first-round bye in the MIAA Tournament. FHSU knocked off No. 25 ranked Missouri Southern 89-84 and then Pittsburg State 71-61 to finish alone in fourth place at 12-7 in the conference.

Fort Hays State as the No. 4 seed met No. 5 seed Lincoln in the MIAA Tournament quarterfinals in Kansas City. Though FHSU defeated LU in the regular season, LU knocked off FHSU 74-69. The loss brought the FHSU season to a close at 18-11 overall.

Three Tiger seniors earned All-MIAA honors for the season, which included Brady Werth, Marcus Cooper, and Kyler Kinnamon. Werth averaged 16.4 points and 7.3 rebounds per game, earning all-conference first team honors as one of the MIAA's top post players. Werth eclipsed 1,000 points for his FHSU career, finishing with 1,019. Cooper and Kinnamon were both honorable mention selections.



2018-2019 INDIVIDUAL STATS

Player	GP-GS	Min-Avg	FG-FGA	Pct	3FG-FGA	Pct	FT-FTA	Pct	Off	Def	Tot	Avg	PF	FO	A	TO	Blk	Stl	Pts	Avg
Werth,Brady	29-29	860-29.7	188-357	.527	26-62	.419	73-100	.730	54	157	211	7.3	87	3	34	62	38	14	475	16.4
Cooper,Marcus	29-27	766-26.4	116-258	.450	33-104	.317	81-115	.704	28	97	125	4.3	69	2	48	58	8	36	346	11.9
Nicholson,Aaron	29-26	766-26.4	98-206	.476	45-106	.425	20-33	.606	6	37	43	1.5	56	1	55	21	3	11	261	9.0
Davis,Devin	28-0	446-15.9	95-189	.503	13-33	.394	38-46	.826	27	56	83	3.0	57	2	22	28	2	12	241	8.6
Kinnamon,Kyler	29-29	826-28.5	69-148	.466	13-45	.289	61-78	.782	9	75	84	2.9	73	2	129	50	2	42	212	7.3
Vitztum,Jared	29-27	713-24.6	74-191	.387	40-115	.348	23-39	.590	35	118	153	5.3	75	1	26	31	6	14	211	7.3
O'Neil,Trey	29-6	572-19.7	49-111	.441	36-87	.414	17-18	.944	11	52	63	2.2	27	0	54	23	2	18	151	5.2
Wright,Nyjee	29-0	377-13.0	48-119	.403	27-65	.415	15-25	.600	8	33	41	1.4	33	0	27	22	2	10	138	4.8
Bitondo,Freddy	29-0	358-12.3	32-62	.516	0-0	.000	19-49	.388	41	24	65	2.2	68	3	10	27	15	8	83	2.9
Holmes,Grant	13-1	90-6.9	8-23	.348	8-16	.500	7-8	.875	1	9	10	0.8	8	0	4	5	2	3	31	2.4
Stephens,Payton	14-0	64-4.6	7-15	.467	0-0	.000	8-8	1.000	8	7	15	1.1	10	0	3	7	1	2	22	1.6
Nunnery,Isaiah	7-0	37-5.3	3-8	.375	2-7	.286	0-0	.000	2	3	5	0.7	0	0	1	1	0	2	8	1.1
TEAM									46	43	89	3.1	1			3			0	
Total	29		787-1687	.467	243-640	.380	362-519	.697	276	711	987	34.0	564	14	413	338	81	172	2179	75.1
Opponents	29		705-1572	.448	238-635	.375	436-605	.721	229	703	932	32.1	514	-	361	354	80	160	2084	71.9

SCORE BY PERIODS:	1st	2nd	OT	OT2	Total
Fort Hays State	952	1182	30	15	2179
Opponents	986	1062	26	10	2084

2018-2019 INDIVIDUAL STATS (CONFERENCE GAMES ONLY)

Player	GP-GS	Min-Avg	FG-FGA	Pct	3FG-FGA	Pct	FT-FTA	Pct	Off	Def	Tot	Avg	PF	FO	A	TO	Blk	Stl	Pts	Avg
Werth,Brady	19-19	586-30.8	131-253	.518	18-46	.391	51-68	.750	29	114	143	7.5	55	1	23	39	26	8	331	17.4
Cooper,Marcus	19-17	494-26.0	71-160	.444	19-65	.292	52-72	.722	15	69	84	4.4	43	1	32	35	6	24	213	11.2
Davis,Devin	19-0	287-15.1	66-128	.516	13-28	.464	23-27	.852	16	39	55	2.9	42	2	13	15	1	5	168	8.8
Nicholson,Aaron	19-17	480-25.3	53-120	.442	22-58	.379	16-22	.727	3	18	21	1.1	34	1	36	14	1	5	144	7.6
Vitztum,Jared	19-18	496-26.1	50-125	.400	29-72	.403	12-25	.480	19	78	97	5.1	54	1	18	22	4	5	141	7.4
Kinnamon,Kyler	19-19	538-28.3	38-90	.422	8-31	.258	38-45	.844	5	47	52	2.7	46	1	75	37	1	27	122	6.4
O'Neil,Trey	19-4	392-20.6	31-69	.449	23-54	.426	6-6	1.000	8	37	45	2.4	19	0	42	20	1	10	91	4.8
Wright,Nyjee	19-0	235-12.4	30-68	.441	14-36	.389	9-16	.563	6	25	31	1.6	24	0	18	13	2	1	83	4.4
Holmes,Grant	6-1	52-8.7	7-12	.583	7-10	.700	5-6	.833	1	5	6	1.0	4	0	1	2	0	2	26	4.3
Bitondo,Freddy	19-0	198-10.4	20-40	.500	0-0	.000	10-22	.455	20	11	31	1.6	37	1	6	9	9	5	50	2.6
Stephens,Payton	9-0	35-3.9	4-10	.400	0-0	.000	8-8	1.000	3	4	7	0.8	7	0	0	3	0	2	16	1.8
Nunnery,Isaiah	1-0	7-7.0	0-1	.000	0-1	.000	0-0	.000	0	1	1	1.0	0	0	0	0	0	0	0	0.0
TEAM									31	30	61	3.2	1			2			0	
Total	19		501-1076	.466	153-401	.382	230-317	.726	156	478	634	33.4	366	8	264	211	51	94	1385	72.9
Opponents	19		465-1033	.450	150-416	.361	278-388	.716	140	463	603	31.7	325	-	237	196	58	95	1358	71.5

SCORE BY PERIODS:	1st	2nd	OT	OT2	Total
Fort Hays State	568	674	26	14	1282
Opponents	574	685	31	5	1295



2018-19 FINAL STATISTICS

2018-2019 RESULTS

RECORD	OVERALL	HOME	AWAY	NEUTRAL
ALL GAMES	18-11	14-2	4-7	0-2
CONFERENCE	12-7	8-2	4-5	0-0
NON-CONFERENCE	6-4	6-0	0-2	0-2

DATE	OPPONENT	RESULT	SCORE	ATTEND	HIGH POINTS	HIGH REBOUNDS
11/09/18	& vs Sioux Falls	L	70-89	234	(11)Vitztum & Nicholson	(7)Bitondo, Freddy
11/10/18	& at #20 Southwest Minnesota State	L	85-96	966	(26)Cooper, Marcus	(6)Vitztum, Jared
11/17/18	COLORADO SCHOOL OF MINES	W (OT)	75-71	1621	(27)Werth, Brady	(11)Werth, Brady
11/18/18	UC-COLORADO SPRINGS	W	67-51	1525	(17)Cooper, Marcus	(11)Vitztum, Jared
11/20/18	at Newman	L	75-76	850	(16)Cooper, Marcus	(8)Vitztum, Jared
11/24/18	STERLING COLLEGE	W	99-73	1515	(22)Werth, Brady	(8)Werth & Cooper
11/27/18	CENTRAL CHRISTIAN	W	71-46	1472	(14)Wright, Nyjee	(7)Werth & Bitondo
12/04/18	*NEBRASKA-KEARNEY	W	76-73	2255	(27)Werth, Brady	(7)Cooper, Marcus
12/08/18	*EMPORIA STATE	W	86-78	2781	(23)Cooper, Marcus	(8)Vitztum, Jared
12/17/18	BETHEL	W (20T)	101-96	1691	(23)Werth, Brady	(7)Werth, Brady
12/30/18	MCPHERSON COLLEGE	W	82-54	2018	(20)Werth, Brady	(8)Werth, Brady
01/03/19	*at Central Missouri	L	54-63	1358	(14)Werth, Brady	(9)Werth & Vitztum
01/05/19	*at Southwest Baptist	W	73-58	287	(17)Werth, Brady	(13)Werth, Brady
01/10/19	*NORTHEASTERN STATE	W	69-65	2350	(22)Cooper, Marcus	(9)Cooper, Marcus
01/12/19	*CENTRAL OKLAHOMA	W	90-84	1575	(24)Cooper, Marcus	(12)Vitztum, Jared
01/16/19	*at Emporia State	W	82-71	1983	(24)Nicholson, Aaron	(7)Werth, Brady
01/19/19	*at Washburn	L	73-80	2005	(21)Cooper, Marcus	(6)Werth & Vitztum
01/24/19	*MISSOURI WESTERN	W	84-74	2415	(21)Werth, Brady	(7)Cooper, Marcus
01/26/19	*#2 NORTHWEST MISSOURI STATE	L	69-81	3855	(18)Werth, Brady	(4)Werth & Vitztum
02/02/19	*at Nebraska-Kearney	L	56-59	1489	(15)Nicholson, Aaron	(7)Vitztum, Jared
02/07/19	*at Pittsburg State	W	77-75	1058	(25)Werth, Brady	(13)Werth, Brady
02/09/19	*at Missouri Southern	L	66-78	1946	(13)Cooper, Marcus	(7)Davis, Devin
02/14/19	*LINDENWOOD	L	67-73	2695	(18)Davis, Devin	(11)Werth, Brady
02/16/19	*LINCOLN	W	72-63	3575	(22)Werth, Brady	(8)Werth, Brady
02/21/19	*at Central Oklahoma	W	69-66	394	(22)Werth, Brady	(7)O'Neil, Trey
02/23/19	*at Northeastern State	L	62-72	1013	(18)Werth, Brady	(9)Werth, Brady
02/28/19	*#25 MISSOURI SOUTHERN	W	89-84	2675	(19)Werth, Brady	(9)Werth, Brady
03/02/19	*PITTSBURG STATE	W	71-61	3175	(20)Werth, Brady	(14)Werth, Brady
03/08/19	% vs Lincoln	L	69-74		(18)Nicholson, Aaron	(10)Werth, Brady

* - Conference game
 & = MIAA/NSIC Challenge (Marshall, Minn.)
 % = MIAA Tournament (Kansas City, Mo.)

ATTENDANCE	GAMES	TOTALS	AVG/GAME
HOME	16	37193	2325
AWAY	11	13349	1214
NEUTRAL	2	234	117
TOTAL	29	50776	1751

POINTS-REBOUNDS-ASSISTS

Opponent	Davis	Nicholson	Wright	Bitondo	Kinnamon	Nunnery	Cooper	O'Neil	Vitztum	Holmes	Stephens	Werth
vs Sioux Falls	9-1-0	11-0-5	9-2-2	2-7-0	2-0-4	2-1-1	10-2-1	4-2-1	11-1-1	2-0-0	DNP	8-3-0
at Southwest Minnesota State	16-3-1	13-3-0	8-2-1	2-0-0	6-1-5	0-0-0	26-3-2	0-0-1	6-6-1	DNP	DNP	8-2-2
COLORADO SCHOOL OF MINES	15-5-0	6-1-1	3-1-1	1-0-1	12-5-3	DNP	11-4-1	0-1-1	0-5-1	DNP	DNP	27-11-2
UC-COLORADO SPRINGS	10-3-2	7-3-1	0-2-0	6-4-0	6-3-4	0-1-0	17-5-1	5-2-0	6-11-0	0-0-0	DNP	10-8-1
at Newman	0-1-0	14-3-2	8-0-0	4-0-0	13-1-4	DNP	16-4-3	0-1-4	9-8-1	DNP	0-1-1	11-4-0
STERLING COLLEGE	2-2-3	17-2-4	7-1-1	6-5-0	10-3-8	3-2-0	7-8-4	12-4-1	11-4-1	0-1-1	2-3-0	22-8-1
CENTRAL CHRISTIAN	8-4-1	3-0-0	14-2-2	6-7-2	9-5-4	0-0-0	3-4-2	13-2-1	8-6-0	0-1-0	0-2-0	7-7-0
NEBRASKA-KEARNEY	13-6-3	12-0-5	2-3-1	6-4-0	5-3-3	DNP	8-7-1	0-1-1	0-2-0	DNP	3-1-0	27-5-3
EMPORIA STATE	13-2-0	14-3-3	3-2-0	2-1-0	14-5-5	DNP	23-3-2	0-2-4	8-8-0	DNP	2-1-0	7-3-0
BETHEL	7-5-2	19-4-1	0-0-1	2-6-0	16-5-9	DNP	14-5-0	13-1-0	7-6-3	0-1-0	0-0-0	23-7-2
MCPHERSON COLLEGE	6-4-0	9-2-4	3-0-0	4-5-1	4-5-8	3-0-0	19-2-0	2-2-0	8-6-0	0-0-2	4-2-2	20-8-1
at Central Missouri	2-1-0	7-1-2	0-0-1	2-3-0	8-2-4	DNP	10-5-3	0-2-0	9-9-0	DNP	2-1-0	14-9-0
at Southwest Baptist	9-2-0	9-2-1	7-0-0	5-1-1	4-3-4	DNP	10-4-1	9-1-3	3-4-0	DNP	0-0-0	17-13-0
NORTHEASTERN STATE	14-1-0	3-2-2	0-0-0	1-1-0	8-2-4	DNP	22-9-2	2-2-3	6-8-1	DNP	DNP	13-4-4
CENTRAL OKLAHOMA	1-0-1	8-0-4	5-0-0	0-0-0	7-4-12	DNP	24-2-4	9-1-0	20-12-0	DNP	4-2-0	12-9-0
at Emporia State	0-0-0	24-0-3	3-2-0	2-2-0	6-5-2	DNP	10-4-3	0-2-3	18-0-4	DNP	DNP	19-7-2
at Washburn	2-1-2	3-1-0	11-1-1	6-2-0	2-2-3	DNP	21-4-2	3-1-1	5-6-0	DNP	0-0-0	20-6-0
MISSOURI WESTERN	8-4-2	13-4-3	2-2-1	5-2-0	10-3-2	DNP	15-7-0	3-1-3	7-3-1	DNP	DNP	21-5-1
NORTHWEST MISSOURI STATE	10-2-0	4-2-2	7-2-0	4-1-0	6-1-3	DNP	6-2-4	7-3-0	7-4-0	DNP	DNP	18-4-1
at Nebraska-Kearney	11-6-0	15-2-4	0-2-0	0-1-0	10-4-3	DNP	6-3-0	0-2-0	3-7-0	DNP	0-0-0	11-5-0
at Pittsburg State	6-2-2	11-0-0	6-2-1	2-3-0	4-2-1	DNP	3-7-2	12-4-6	8-3-3	DNP	DNP	25-13-2
at Missouri Southern	9-7-1	2-2-1	3-5-2	5-3-2	6-2-2	0-1-0	13-6-1	8-3-1	0-2-0	5-4-0	5-2-0	10-4-0
LINDENWOOD	18-6-0	7-1-0	0-1-0	4-1-1	3-2-5	DNP	9-3-2	5-1-1	5-2-1	0-0-0	0-0-0	16-11-1
LINCOLN	18-3-0	0-1-1	0-1-1	2-1-0	6-2-4	DNP	0-3-3	5-3-5	10-5-2	9-1-0	DNP	22-8-2
at Central Oklahoma	13-5-0	3-0-0	2-1-0	0-2-1	5-4-6	DNP	0-0-0	3-7-2	15-6-2	6-1-0	DNP	22-5-3
at Northeastern State	10-1-1	0-0-1	12-2-6	0-3-1	2-1-0	DNP	9-4-0	5-4-2	3-4-0	3-0-0	DNP	18-9-0
MISSOURI SOUTHERN	6-4-1	5-0-2	9-2-4	4-0-0	10-2-7	DNP	18-7-2	7-2-4	11-6-2	DNP	DNP	19-9-2
PITTSBURG STATE	5-2-0	4-0-2	11-3-0	0-0-0	6-3-5	DNP	6-4-0	13-3-3	3-6-2	3-0-1	DNP	20-14-2
vs Lincoln	DNP	18-4-1	3-0-1	0-0-0	12-4-5	DNP	10-4-2	11-3-3	4-3-0	3-1-0	DNP	8-10-2



2018-2019 TEAM GAME-BY-GAME STATS

#DEFENDTHEFORT

Opponent	Score	W/L	FG	FGA	Pct	3FG	FGA	Pct	FT	FTA	Pct	Off	Def	Tot	Avg	PF	A	TO	Blk	Stl	Pts	Avg
Fort Hays State	70	L	25	56	.446	8	23	.348	12	18	.667	9	13	22	22.0	13	15	11	3	7	70	70.0
vs Sioux Falls	89		33	56	.589	12	25	.480	11	14	.786	10	26	36	36.0	15	16	13	1	7	89	89.0
Fort Hays State	85	L	35	64	.547	9	16	.563	6	8	.750	8	13	21	21.5	15	13	8	1	8	85	77.5
at Southwest Minnesota State	96		31	47	.660	19	26	.731	15	18	.833	4	22	26	31.0	9	21	13	2	6	96	92.5
FORT HAYS STATE	75	W ot	27	60	.450	3	15	.200	18	24	.750	11	23	34	25.7	17	11	14	4	12	75	76.7
COLO. SCHOOL OF MINES	71		26	59	.441	6	17	.353	13	16	.813	11	24	35	32.3	19	10	18	7	8	71	85.3
FORT HAYS STATE	67	W	22	53	.415	2	12	.167	21	29	.724	12	36	48	31.3	24	9	22	0	10	67	74.2
UC-COLORADO SPRINGS	51		13	54	.241	5	25	.200	20	32	.625	13	23	36	33.2	22	6	18	2	11	51	76.8
Fort Hays State	75	L	27	51	.529	10	22	.455	11	17	.647	10	16	26	30.2	25	15	17	1	6	75	74.4
at Newman	76		25	50	.500	7	19	.368	19	30	.633	13	17	30	32.6	22	15	15	1	5	76	76.6
FORT HAYS STATE	99	W	35	74	.473	15	35	.429	14	21	.667	21	25	46	32.8	20	24	10	2	11	99	78.5
STERLING COLLEGE	73		25	55	.455	10	23	.435	13	17	.765	8	23	31	32.3	22	17	20	2	5	73	76.0
FORT HAYS STATE	71	W	24	55	.436	8	26	.308	15	25	.600	12	28	40	33.9	18	12	14	2	8	71	77.4
CENTRAL CHRISTIAN	46		17	51	.333	5	19	.263	7	10	.700	5	25	30	32.0	19	7	21	0	7	46	71.7
FORT HAYS STATE	76	W	28	57	.491	6	15	.400	14	19	.737	10	25	35	34.0	17	17	9	2	5	76	77.2
NEBRASKA-KEARNEY	73		25	50	.500	12	26	.462	11	16	.688	2	22	24	31.0	19	18	9	3	6	73	71.9
FORT HAYS STATE	86	W	29	53	.547	8	16	.500	20	28	.714	3	28	31	33.7	26	14	10	4	8	86	78.2
EMPORIA STATE	78		22	53	.415	7	16	.438	27	34	.794	4	27	31	31.0	22	6	10	1	6	78	72.6
FORT HAYS STATE	101	W 2ot	35	78	.449	12	33	.364	19	34	.559	13	30	43	34.6	31	18	9	7	3	101	80.5
BETHEL	96		26	66	.394	8	24	.333	36	48	.750	11	35	46	32.5	29	11	13	2	4	96	74.9
FORT HAYS STATE	82	W	32	60	.533	12	30	.400	6	8	.750	14	27	41	35.2	16	18	14	6	4	82	80.6
MCPHERSON COLLEGE	54		19	51	.373	4	14	.286	12	17	.706	9	15	24	31.7	15	7	14	1	6	54	73.0
Fort Hays State	54	L	19	52	.365	7	26	.269	9	15	.600	6	29	35	35.2	21	10	13	4	1	54	78.4
at Central Missouri	63		23	51	.451	5	18	.278	12	19	.632	4	32	36	32.1	17	12	8	4	2	63	72.2
Fort Hays State	73	W	26	52	.500	11	23	.478	10	17	.588	10	31	41	35.6	22	10	12	2	3	73	78.0
at Southwest Baptist	58		19	54	.352	3	17	.176	17	24	.708	11	23	34	32.2	14	7	7	3	3	58	71.1
FORT HAYS STATE	69	W	23	56	.411	7	20	.350	16	23	.696	10	22	32	35.4	15	16	8	5	8	69	77.4
NORTHEASTERN STATE	65		23	49	.469	8	14	.571	11	14	.786	6	28	34	32.4	21	12	16	6	3	65	70.6
FORT HAYS STATE	90	W	32	53	.604	13	23	.565	13	21	.619	9	23	32	35.1	22	21	12	3	4	90	78.2
CENTRAL OKLAHOMA	84		27	59	.458	7	21	.333	23	28	.821	10	16	26	31.9	19	16	5	1	2	84	71.5
Fort Hays State	82	W	30	54	.556	17	29	.586	5	7	.714	6	18	24	34.4	13	17	13	0	6	82	78.4
at Emporia State	71		29	52	.558	8	22	.364	5	10	.500	6	18	24	31.4	13	11	12	3	4	71	71.5
Fort Hays State	73	L	25	57	.439	5	16	.313	18	21	.857	7	20	27	34.0	21	9	9	2	2	73	78.1
at Washburn	80		29	52	.558	5	14	.357	17	22	.773	5	23	28	31.2	22	15	7	3	5	80	72.0
FORT HAYS STATE	84	W	27	57	.474	9	21	.429	21	26	.808	8	26	34	34.0	22	13	10	7	1	84	78.4
MISSOURI WESTERN	74		24	58	.414	9	25	.360	17	26	.654	11	22	33	31.3	23	10	13	3	4	74	72.1
FORT HAYS STATE	69	L	23	49	.469	8	20	.400	15	18	.833	8	15	23	33.4	18	10	11	2	7	69	77.9
NORTHWEST MISSOURI	81		25	51	.490	14	30	.467	17	18	.944	10	19	29	31.2	16	15	10	0	8	81	72.6
Fort Hays State	56	L	22	59	.373	5	20	.250	7	11	.636	9	26	35	33.5	16	7	15	3	8	56	76.8
at Nebraska-Kearney	59		20	55	.364	5	24	.208	14	17	.824	10	31	41	31.7	13	9	16	5	7	59	71.9
Fort Hays State	77	W	31	64	.484	8	22	.364	7	13	.538	14	26	40	33.8	22	17	12	2	5	77	76.9
at Pittsburg State	75		24	56	.429	11	27	.407	16	25	.640	11	22	33	31.8	16	13	12	0	8	75	72.0
Fort Hays State	66	L	24	68	.353	7	26	.269	11	13	.846	11	33	44	34.3	19	10	12	2	2	66	76.4
at Missouri Southern	78		29	61	.475	10	28	.357	10	17	.588	4	34	38	32.0	14	18	9	1	5	78	72.3
FORT HAYS STATE	67	L	27	61	.443	5	23	.217	8	10	.800	7	24	31	34.1	27	11	12	4	4	67	76.0
LINDENWOOD	73		26	57	.456	3	18	.167	18	30	.600	11	27	38	32.3	13	11	8	4	7	73	72.3
FORT HAYS STATE	72	W	26	55	.473	7	24	.292	13	17	.765	8	25	33	34.1	18	18	9	1	6	72	75.8
LINCOLN	63		21	50	.420	8	24	.333	13	21	.619	10	22	32	32.3	21	13	11	1	5	63	72.0
Fort Hays State	69	W	25	53	.472	8	20	.400	11	13	.846	9	24	33	34.0	15	14	14	0	7	69	75.5
at Central Oklahoma	66		22	51	.431	7	23	.304	15	18	.833	5	20	25	32.0	15	8	12	4	5	66	71.7
Fort Hays State	62	L	21	53	.396	10	26	.385	10	15	.667	9	22	31	33.9	17	11	8	3	4	62	75.0
at Northeastern State	72		25	50	.500	7	17	.412	15	18	.833	5	26	31	32.0	16	14	8	6	3	72	71.7
FORT HAYS STATE	89	W	36	64	.563	5	14	.357	12	18	.667	5	30	35	34.0	22	24	11	4	8	89	75.5
MISSOURI SOUTHERN	84		29	61	.475	12	26	.462	14	21	.667	6	26	32	32.0	17	18	12	4	6	84	72.2
FORT HAYS STATE	71	W	27	59	.458	7	17	.412	10	12	.833	7	31	38	34.1	13	15	11	1	5	71	75.4
PITTSBURG STATE	61		23	63	.365	9	26	.346	6	10	.600	9	25	34	32.0	14	11	11	6	6	61	71.8
Fort Hays State	69	L	24	60	.400	11	27	.407	10	18	.556	10	22	32	34.0	19	14	8	4	9	69	75.1
vs Lincoln	74		25	50	.500	12	27	.444	12	15	.800	5	30	35	32.1	17	14	13	4	6	74	71.9
Fort Hays State	2179		787	1687	.467	243	640	.380	362	519	.697	276	711	987	34.0	564	413	338	81	172	2179	75.1
Opponents	2084		705	1572	.448	238	635	.375	436	605	.721	229	703	932	32.1	514	361	354	80	160	2084	71.9

U
F
C
P
O
R
V
M
R
C
H



2018-19 FINAL STATISTICS

2018-19 FHSU INDIVIDUAL GAME HIGHS

Points	27	Werth,Brady vs Nebraska-Kearney (12/04/18)
	27	Werth,Brady vs Colorado School of Mines (11/17/18)
Field Goals Made	12	Werth,Brady at Pittsburg State (02/07/19)
Field Goal Att.	21	Werth,Brady at Pittsburg State (02/07/19)
	21	Werth,Brady vs Colorado School of Mines (11/17/18)
FG Pct (min 5 made)	.900 (9-10)	Cooper,Marcus vs Central Oklahoma (01/12/19)
3-Point FG Made	7	Nicholson,Aaron at Emporia St. (01/16/19)
3-Point FG Att.	10	Nicholson,Aaron vs Sterling College (11/24/18)
3-Pt FG Pct (min 2 made)	1.000 (4-4)	Werth,Brady vs Missouri Western (01/24/19)
Free Throws Made	8	Werth,Brady at Central Oklahoma (02/21/19)
	8	Cooper,Marcus at Washburn (01/19/19)
	8	Kinnamon,Kyler vs Emporia State (12/08/18)
	8	Werth,Brady vs Nebraska-Kearney (12/04/18)
Free Throw Att.	11	Cooper,Marcus vs Lincoln (03/08/19)
	11	Werth,Brady vs Nebraska-Kearney (12/04/18)
FT Pct (min 3 made)	1.000 (8-8)	Werth,Brady at Central Oklahoma (02/21/19)
	1.000 (8-8)	Kinnamon,Kyler vs Emporia State (12/08/18)
Rebounds	14	Werth,Brady vs Pittsburg State (03/02/19)
Assists	12	Kinnamon,Kyler vs Central Oklahoma (01/12/19)
Steals	5	Cooper,Marcus vs Northeastern State (01/10/19)
Blocked Shots	4	Werth,Brady vs Northeastern State (01/10/19)
Turnovers	5	Kinnamon,Kyler vs Lindenwood (02/14/19)
	5	Kinnamon,Kyler at Pittsburg State (02/07/19)
	5	Bitondo,Freddy vs Sioux Falls (11/09/18)
Fouls	5	14 Occurrences
Minutes	45	Nicholson,Aaron vs Bethel (12/17/18)

2018-19 OPPONENT INDIVIDUAL GAME HIGHS

Points	36	Avery,Adarius at Central Oklahoma (02/21/19)
Field Goals Made	12	Guebert, Drew vs Sioux Falls (11/09/18)
Field Goal Att.	18	Golden,Ashford vs Central Oklahoma (01/12/19)
	18	Guebert, Drew vs Sioux Falls (11/09/18)
FG Pct (min 5 made)	.889 (8-9)	Olsson,Grant vs Lincoln (03/08/19)
3-Point FG Made	7	Lee, Michael at Southwest Minnesota State (11/10/18)
3-Point FG Att.	10	Lozoya,Grant at Pittsburg State (02/07/19)
3-Pt FG Pct (min 2 made)	1.000 (5-5)	Olsson,Grant vs Lincoln (03/08/19)
Free Throws Made	13	Avery,Adarius at Central Oklahoma (02/21/19)
	13	Scott,Jaylon vs Bethel (12/17/18)
Free Throw Att.	17	Scott,Jaylon vs Bethel (12/17/18)
FT Pct (min 3 made)	1.000 (8-8)	George,Bradley at Northeastern St. (02/23/19)
	1.000 (8-8)	Bryant,Poe vs Bethel (12/17/18)
Rebounds	15	Scott,Jaylon vs Bethel (12/17/18)
Assists	14	Bruggeman, Ryan at Southwest Minnesota State (11/10/18)
Steals	4	Padiet Wang vs UC-Colorado Springs (11/18/18)
	4	Mason Baker vs Colorado School of Mines (11/17/18)
Blocked Shots	4	Edmondson,Christian vs Pittsburg State (03/02/19)
	4	Ihek,Josh at Northeastern St. (02/23/19)
Turnovers	6	Scott,Jaylon vs Bethel (12/17/18)
	6	Koster,Kanon vs Nebraska-Kearney (12/04/18)
	6	Rivera,Isaiah vs Central Christian (11/27/18)
Fouls	5	14 Occurrences

2018-19 FHSU TEAM GAME HIGHS

POINTS	101	BETHEL (12/17/18)
FIELD GOALS MADE	36	MO. SOUTHERN ST. (02/28/19)
FIELD GOAL ATTEMPTS	78	BETHEL (12/17/18)
FIELD GOAL PERCENTAGE	.604 (32-53)	CENTRAL OKLAHOMA (01/12/19)
3 PT FIELD GOALS MADE	17	at Emporia St. (01/16/19)
3 PT FG ATTEMPTS	35	STERLING COLLEGE (11/24/18)
3 PT FG PERCENTAGE	.586 (17-29)	at Emporia St. (01/16/19)
FREE THROWS MADE	21	MISSOURI WESTERN (01/24/19)
	21	UC-COLORADO SPRINGS (11/18/18)
FREE THROW ATTEMPTS	34	BETHEL (12/17/18)
FREE THROW PERCENTAGE	.857 (18-21)	at Washburn (01/19/19)
REBOUNDS	48	UC-COLORADO SPRINGS (11/18/18)
ASSISTS	24	MO. SOUTHERN ST. (02/28/19)
	24	STERLING COLLEGE (11/24/18)
STEALS	12	COLORADO SCHOOL OF MINES (11/17/18)
BLOCKED SHOTS	7	MISSOURI WESTERN (01/24/19)
	7	BETHEL (12/17/18)
TURNOVERS	22	UC-COLORADO SPRINGS (11/18/18)
FOULS	31	BETHEL (12/17/18)

2018-19 OPPONENT TEAM GAME HIGHS

POINTS	96	BETHEL (12/17/18)
	96	at Southwest Minnesota State (11/10/18)
FIELD GOALS MADE	33	vs Sioux Falls (11/09/18)
FIELD GOAL ATTEMPTS	66	BETHEL (12/17/18)
FIELD GOAL PERCENTAGE	.660 (31-47)	at Southwest Minnesota State (11/10/18)
3 PT FIELD GOALS MADE	19	at Southwest Minnesota State (11/10/18)
3 PT FG ATTEMPTS	30	NORTHWEST MISSOURI ST. (01/26/19)
3 PT FG PERCENTAGE	.731 (19-26)	at Southwest Minnesota State (11/10/18)
FREE THROWS MADE	36	BETHEL (12/17/18)
FREE THROW ATTEMPTS	48	BETHEL (12/17/18)
FREE THROW PERCENTAGE	.944 (17-18)	NORTHWEST MISSOURI ST. (01/26/19)
REBOUNDS	46	BETHEL (12/17/18)
ASSISTS	21	at Southwest Minnesota State (11/10/18)
STEALS	11	UC-COLORADO SPRINGS (11/18/18)
BLOCKED SHOTS	7	COLORADO SCHOOL OF MINES (11/17/18)
TURNOVERS	21	CENTRAL CHRISTIAN (11/27/18)
FOULS	29	BETHEL (12/17/18)



SENIOR GUARD - CALVIN HARRINGTON





2018-2019 FINAL MIAA STANDINGS

	W	L	MIAA Pct.	PFA	PAA	W	L	Overall Pct.	PFA	PAA
Northwest Missouri -xyz (1)	19	0	1.000	81.7	62.0	38	0	1.000	82.4	61.7
Washburn (2)	15	4	0.789	81.9	73.1	24	8	0.750	83.2	74.5
Missouri Southern (3)	14	5	0.737	82.9	76.7	25	8	0.758	86.7	77.4
Fort Hays State (4)	12	7	0.632	72.9	71.5	18	11	0.621	75.1	71.9
Lincoln (5)	10	9	0.526	76.1	74.4	18	12	0.600	75.5	72.7
Pittsburg State (6)	9	10	0.474	79.7	80.9	17	13	0.567	83.5	80.1
Lindenwood (7)	9	10	0.474	72.5	75.8	16	16	0.500	75.8	74.7
Northeastern State (9)	8	11	0.421	73.2	75.7	14	15	0.483	76.1	73.0
Emporia State (8)	8	11	0.421	74.5	76.9	14	16	0.467	79.1	78.0
Central Missouri	7	12	0.368	63.2	68.1	14	14	0.500	68.0	69.3
Southwest Baptist (10)	7	12	0.368	71.4	78.3	14	16	0.467	75.0	74.9
Missouri Western	6	13	0.316	74.7	78.6	12	18	0.400	75.1	77.7
Nebraska-Kearney	5	14	0.263	67.6	74.4	10	18	0.357	69.3	75.1
Central Oklahoma	4	15	0.211	74.2	80.2	11	17	0.393	76.6	77.1

() = MIAA Tournament Seed

x = MIAA Regular Season Champion z = NCAA Division II National Champion

y = MIAA Tournament Champion

MIAA TOURNAMENT RESULTS

Opening Round

(8) Emporia State 72, (9) Northeastern State 68
(10) Southwest Baptist 76, (7) Lindenwood 75

Quarterfinals

(1) Northwest Missouri State 82, (8) Emporia State 79
(2) Washburn 77, (10) Southwest Baptist 58
(5) Lincoln 74, (4) Fort Hays State 68
(6) Pittsburg State 89, (3) Missouri Southern 80

Semifinals

(1) Northwest Missouri State 86, (5) Lincoln 59
(2) Washburn 99, (6) Pittsburg State 94

Finals

(1) Northwest Missouri State 82, (2) Washburn 59

CENTRAL REGIONAL RESULTS

First Round

(6) Missouri Southern 101, (3) Washburn 100
(7) Southeastern Oklahoma State 115, (2) Northern State 103 (OT)
(1) Northwest Missouri State 91, (8) Minnesota State-Mankato 62
(5) Southern Nazarene 81, (4) St. Cloud State 61

Semifinals

(6) Missouri Southern 92, (7) Southeastern Oklahoma State 83
(1) Northwest Missouri State 70, (5) Southern Nazarene 51

Finals

(1) Northwest Missouri State 82, (6) Missouri Southern 70

ELITE EIGHT RESULTS

National Quarterfinals

(1) Northwest Missouri State 55, (8) Mercyhurst (Pa.) 51
(5) Saint Anselm (N.H.) 91, (4) Nova Southeastern (Fla.) 81
(7) Southern Indiana 94, (2) West Texas A&M 84
(6) Point Loma (Calif.) 87, (3) Queens (N.C.) 74

National Semifinals

(1) Northwest Missouri State 76, (5) Saint Anselm 53
(6) Point Loma (Calif.) 81, (7) Southern Indiana 71

National Championship

(1) Northwest Missouri State 64, (6) Point Loma (Calif.) 58

2018-2019 ALL-MIAA TEAM

First Team All-MIAA

Joey Witthus, G, Sr., NWMSU
Trevor Hudgins, G, Fr., NWMSU
Javion Blake, G, Sr., WU
Cam Martin, F, So., MSSU
Brady Werth, F, Sr., FHSU

Second Team All-MIAA

Adarius Avery, Sr., UCO
Terrance Smith, Sr., LU
Brad Newman, G, Sr., LWU
Lavon Hightower, Sr., MWSU
Ryan Hawkins, So., NWMSU

Third Team All-MIAA

Elyjah Clark, Jr., MSSU
Caleb Smith, Jr., NSU
Donovan Franklin, Sr., PSU
Grant Lozoya, Sr., PSU
Karim Mouliom, Sr., SBU

Honorable Mention All-MIAA

UCM: Daniel Farris (So.), Jafar Kinsey (Sr.), Jacob Lowrance (Sr.)
ESU: Kooper Glick (Sr.), Julius Jackson (Sr.)
FHSU: Marcus Cooper (Sr.), Kyler Kinnamon (Sr.)
LU: Jonell Burton (Jr.), Amariontez Ivory (Sr.), Grant Olsson (Sr.)
LWU: Chandler Diekvoss (Sr.), TJ Crockett (So.)
MSSU: Kinzer Lambert (Jr.), Braelon Walker (Jr.)
MWSU: Tyrell Carroll (Fr.), Bryan Hudson (Sr.)
UNK: AJ Jackson (Jr.), Kanon Koster (Fr.)
NSU: Josh Ihek (Jr.)
NWMSU: Diego Bernard (Fr.), Ryan Welty (Jr.)
WU: Tyler Geiman (So.), David Salach (Sr.)

Player of the Year - Joey Witthus, Sr., G, Northwest Missouri State
Defensive Player of the Year - Ryan Hawkins, So., F, Northwest Missouri State
Freshman of the Year - Trevor Hudgins, G, Northwest Missouri State
Coach of the Year - Ben McCollum, Northwest Missouri State

MIAA All-Defensive Team

Diego Bernard, Fr., NWMSU
Ryan Hawkins, So., NWMSU
Jonell Burton, Jr., LU
Karim Mouliom, Sr., SBU
David Salach, Sr., WU



#DEFENDTHEFORT

MIAA INDIVIDUAL LEADERS

SCORING

Player-Team	G	Min	FG	3FG	FT	Pts	Avg/G
1. Martin,Cam (MSSU)	32	911	239	31	211	720	22.5
2. Lozoya,Grant (PSU)	30	963	225	62	160	672	22.4
3. Avery,Adarius (UCO)	28	976	223	3	167	616	22.0
4. Franklin,Donovan (PSU)	28	951	195	58	143	591	21.1
5. Witthus,Joey (NWMSU)	37	1249	248	114	170	780	21.1
6. Newman,Brad (LWU)	31	1018	221	61	146	649	20.9
7. Blake,Javion (WU)	32	1018	217	71	125	630	19.7
8. Hudgins,Trevor (NWMSU)	38	1294	263	72	114	712	18.7
9. Hightower,Lavon (MWSU)	30	1060	183	71	125	562	18.7
10. Jackson,Julius (ESU)	26	565	126	55	134	441	17.0
11. Smith,Caleb (NSU)	29	927	173	61	78	485	16.7
12. Koster,Kanon (UNK)	28	919	164	33	102	463	16.5
13. Werth,Brady (FHSU)	29	860	188	26	73	475	16.4
14. Smith,Terrance (LU)	30	796	170	43	96	479	16.0
15. Lambert,Kinzer (MSSU)	32	1093	167	81	84	499	15.6
16. Diekvoss,Chandler (LWU)	32	935	179	9	121	488	15.3
17. Hudson,Bryan (MWSU)	30	951	177	45	54	453	15.1
18. Clark,Elyjah (MSSU)	33	1185	158	91	80	487	14.8
19. Moulion,Karim (SBU)	30	887	157	26	98	438	14.6
20. Carroll,Tyrell (MWSU)	30	932	149	19	111	428	14.3 2.

REBOUNDING

Player-Team	G	OFF	Avg/G	DEF	Avg/G	Total	Avg/G
1. Avery,Adarius (UCO)	28	85	3.0	206	7.4	291	10.4
2. Martin,Cam (MSSU)	32	69	2.2	241	7.5	310	9.7
3. Hawkins,Ryan (NWMSU)	38	72	1.9	267	7.0	339	8.9
4. Moulion,Karim (SBU)	30	28	0.9	219	7.3	247	8.2
5. Hightower,Lavon (MWSU)	30	44	1.5	187	6.2	231	7.7
6. Werth,Brady (FHSU)	29	54	1.9	157	5.4	211	7.3
7. Diekvoss,Chandler (LWU)	32	44	1.4	169	5.3	213	6.7
8. Lambert,Kinzer (MSSU)	32	58	1.8	155	4.8	213	6.7
9. Clark,Elyjah (MSSU)	33	35	1.1	182	5.5	217	6.6
10. Smith,Terrance (LU)	30	49	1.6	148	4.9	197	6.6 2.

FIELD GOAL PCT (Min. 5.0 made per game)

Player-Team	G	FG	FGA	Pct
1. Martin,Cam (MSSU)	32	239	393	.608
2. Smith,Terrance (LU)	30	170	309	.550
3. Diekvoss,Chandler (LWU)	32	179	326	.549
4. Avery,Adarius (UCO)	28	223	407	.548
5. Hudgins,Trevor (NWMSU)	38	263	497	.529
6. Werth,Brady (FHSU)	29	188	357	.527
7. Hudson,Bryan (MWSU)	30	177	343	.516
8. Hawkins,Ryan (NWMSU)	38	191	371	.515
9. Witthus,Joey (NWMSU)	37	248	487	.509
10. Moulion,Karim (SBU)	30	157	312	.503

ASSISTS

Player-Team	G	Assists	Avg/G
1. Geiman,Tyler (WU)	32	175	5.5
2. Hudgins,Trevor (NWSU)	38	203	5.3
3. Pohlman,Adam (LWU)	32	160	5.0
4. Rigmaiden,Ni'Sean (LU)	29	144	5.0
5. Tharp,Reggie (MSSU)	33	159	4.8
6. Kinnamon,Kyler (FHSU)	29	129	4.4
7. Rossow,Chris (SBU)	30	132	4.4
8. George,Bradley (NSU)	29	109	3.8
9. Farris,Daniel (UCM)	28	101	3.6
10. Lozoya,Grant (PSU)	30	108	3.6

FREE THROW PCT (Min. 2.5 made per game)

Player-Team	G	FTM	FTA	Pct
1. Glick,Kooper (ESU)	29	93	103	.903
2. Lozoya,Grant (PSU)	30	160	182	.879
3. Franklin,Donovan (PSU)	28	143	163	.877
4. Witthus,Joey (NWMSU)	37	170	197	.863
5. Newman,Brad (LWU)	31	146	171	.854
6. Lowrance,Jakob (UCM)	21	63	74	.851
7. Hudgins,Trevor (NWMSU)	38	114	137	.832
8. Martin,Cam (MSSU)	32	211	257	.821
9. Jackson,Julius (ESU)	26	134	166	.807
10. Millhollin,Tyus (MWSU)	26	72	90	.800

STEALS

Player-Team	G	Steals	Avg/G
1. Hawkins,Ryan (NWMSU)	38	83	2.2
2. Rossow,Chris (SBU)	30	46	1.5
3. Levarity,Demetrius (PSU)	30	44	1.5
4. Kinnamon,Kyler (FHSU)	29	42	1.4
5. Farris,Daniel (UCM)	28	39	1.4
6. Rigmaiden,Ni'Sean (LU)	29	40	1.4
7. Hudgins,Trevor (NWMSU)	38	51	1.3
8. Tharp,Reggie (MSSU)	33	44	1.3
9. Pohlman,Adam (LWU)	32	41	1.3
10. Johnson,Marquis (UCO)	27	34	1.3

3-POINT FG PCT (Min. 2.5 made per game)

Player-Team	G	3FG	3FGA	Pct
1. Ivory,Amariontez (LU)	30	88	194	.454
2. Witthus,Joey (NWSU)	37	114	252	.452
3. Lambert,Kinzer (MSSU)	32	81	206	.393
4. Clark,Elyjah (MSSU)	33	91	263	.346

3-POINT FG MADE

Player-Team	G	3FG	Avg/G
1. Witthus,Joey (NWMSU)	37	114	3.1
2. Ivory,Amariontez (LU)	30	88	2.9
3. Clark,Elyjah (MSSU)	33	91	2.8
4. Lambert,Kinzer (MSSU)	32	81	2.5
5. Walker,Braelon (MSSU)	33	82	2.5
6. Hightower,Lavon (MWSU)	30	71	2.4
7. Millhollin,Tyus (MWSU)	26	61	2.3
8. Glick,Sawyer (ESU)	30	69	2.3
9. Cantrell,Trent (NSU)	29	65	2.2
10. Blake,Javion (WU)	32	71	2.2

BLOCKED SHOTS

Player-Team	G	Blocks	Avg/G
1. Moulion,Karim (SBU)	30	46	1.5
2. Ihek,Josh (NSU)	29	41	1.4
3. Werth,Brady (FHSU)	29	38	1.3
4. Edmondson,Christian (PSU)	25	32	1.3
5. Baker Magrath,Weston (UNK)	28	33	1.2
6. Givens,Aaron (NSU)	29	32	1.1
7. Burton,Jonell (LU)	30	33	1.1
8. Prgommet,Damian (SBU)	21	23	1.1
9. Martin,Cam (MSSU)	32	35	1.1
10. Salach,David (WU)	32	31	1.0

ASSIST/TURNOVER RATIO (Min. 3.0 assists/game)

Player-Team	G	Asst	Avg	Turn	Avg	Ratio
1. Pohlman,Adam (LWU)	32	160	5.0	43	1.3	3.7
2. Geiman,Tyler (WU)	32	175	5.5	51	1.6	3.4
3. Johnson,Marquis (UCO)	27	88	3.3	26	1.0	3.4
4. Hudgins,Trevor (NWMSU)	38	203	5.3	63	1.7	3.2
5. Tharp,Reggie (MSSU)	33	159	4.8	57	1.7	2.8
6. Kinnamon,Kyler (FHSU)	29	129	4.4	50	1.7	2.6
7. Clark,Elyjah (MSSU)	33	104	3.2	54	1.6	1.9
8. George,Bradley (NSU)	29	109	3.8	58	2.0	1.9
9. Blake,Javion (WU)	32	93	2.9	57	1.8	1.6
10. Rigmaiden,Ni'Sean (LU)	29	144	5.0	89	3.1	1.6

OFFENSIVE REBOUNDS

Player-Team	G	No.	Avg/G
1. Avery,Adarius (UCO)	28	85	3.0
2. Martin,Cam (MSSU)	32	69	2.2
3. Jackson,AJ (UNK)	24	52	2.2
4. Edmondson,Christian (PSU)	25	54	2.2
5. Hawkins,Ryan (NWMSU)	38	72	1.9

DEFENSIVE REBOUNDS

Player-Team	G	No.	Avg/G
1. Martin,Cam (MSSU)	32	241	7.5
2. Avery,Adarius (UCO)	28	206	7.4
3. Moulion,Karim (SBU)	30	219	7.3
4. Hawkins,Ryan (NWMSU)	38	267	7.0
5. Hightower,Lavon (MWSU)	30	187	6.2

U
F
C
P
O
R
v
M
R
C
H



MIAA TEAM LEADERS

SCORING OFFENSE

Team	Games	W-L	Pts	Avg/G
1. Missouri Southern	33	25-8	2860	86.7
2. Pittsburg State	30	17-13	2504	83.5
3. Washburn	32	24-8	2662	83.2
4. Northwest Missouri	38	38-0	3130	82.4
5. Emporia State	30	14-16	2372	79.1
6. Central Oklahoma	28	11-17	2146	76.6
7. Northeastern State	29	14-15	2208	76.1
8. Lindenwood	32	16-16	2424	75.8
9. Lincoln	30	18-12	2265	75.5
10. Fort Hays State	29	18-11	2179	75.1
11. Missouri Western	30	12-18	2252	75.1
12. Southwest Baptist	30	14-16	2250	75.0
13. Nebraska Kearney	28	10-18	1945	69.5
14. Central Missouri	28	14-14	1903	68.0

SCORING DEFENSE

Team	G	W-L	Pts	Avg/G
1. Northwest Missouri	38	38-0	2345	61.7
2. Central Missouri	28	14-14	1941	69.3
3. Fort Hays State	29	18-11	2084	71.9
4. Lincoln	30	18-12	2180	72.7
5. Northeastern State	29	14-15	2116	73.0
6. Washburn	32	24-8	2383	74.5
7. Lindenwood	32	16-16	2391	74.7
8. Nebraska Kearney	28	10-18	2094	74.8
9. Southwest Baptist	30	14-16	2246	74.9
10. Central Oklahoma	28	11-17	2158	77.1
11. Missouri Southern	33	25-8	2553	77.4
12. Missouri Western	30	12-18	2332	77.7
13. Emporia State	30	14-16	2341	78.0
14. Pittsburg State	30	17-13	2402	80.1

SCORING MARGIN

Team	G	OFF	DEF	Margin
1. Northwest Missouri	38	82.4	61.7	20.7
2. Missouri Southern	33	86.7	77.4	9.3
3. Washburn	32	83.2	74.5	8.7
4. Pittsburg State	30	83.5	80.1	3.4
5. Fort Hays State	29	75.1	71.9	3.3
6. Northeastern State	29	76.1	73.0	3.2
7. Lincoln	30	75.5	72.7	2.8
8. Lindenwood	32	75.8	74.7	1.0
9. Emporia State	30	79.1	78.0	1.0
10. Southwest Baptist	30	75.0	74.9	0.1
11. Central Oklahoma	28	76.6	77.1	-0.4
12. Central Missouri	28	68.0	69.3	-1.4
13. Missouri Western	30	75.1	77.7	-2.7
14. Nebraska Kearney	28	69.5	74.8	-5.3

FREE THROW PCT

Team	G	FTM	FTA	Pct
1. Central Oklahoma	28	422	537	.786
2. Northwest Missouri	38	516	659	.783
3. Emporia State	30	519	667	.778
4. Southwest Baptist	30	465	614	.757
5. Lincoln	30	365	482	.757
6. Pittsburg State	30	497	657	.756
7. Lindenwood	32	439	599	.733
8. Missouri Southern	33	531	730	.727
9. Missouri Western	30	454	634	.716
10. Fort Hays State	29	362	519	.697
11. Nebraska Kearney	28	287	413	.695
12. Northeastern State	29	393	566	.694
13. Washburn	32	425	613	.693
14. Central Missouri	28	336	495	.679

FIELD GOAL PERCENTAGES

Team	G	FG	FGA	Pct
1. Northwest Missouri	38	1105	2161	.511
2. Missouri Southern	33	985	2046	.481
3. Lincoln	30	810	1686	.480
4. Washburn	32	972	2033	.478
5. Northeastern State	29	792	1674	.473
6. Southwest Baptist	30	777	1649	.471
7. Fort Hays State	29	787	1687	.467
8. Lindenwood	32	874	1882	.464
9. Pittsburg State	30	876	1900	.461
10. Emporia State	30	777	1726	.450
11. Central Oklahoma	28	755	1689	.447
12. Central Missouri	28	667	1513	.441
13. Nebraska Kearney	28	724	1690	.428
14. Missouri Western	30	773	1811	.427

FIELD GOAL PCT DEFENSE

Team	G	FG	FGA	Pct
1. Northwest Missouri	38	867	2014	.430
2. Washburn	32	809	1859	.435
3. Central Missouri	28	672	1535	.438
4. Pittsburg State	30	827	1884	.439
5. Northeastern State	29	716	1631	.439
6. Lincoln	30	769	1746	.440
7. Missouri Southern	33	937	2113	.443
8. Fort Hays State	29	705	1572	.448
9. Missouri Western	30	808	178	.453
10. Southwest Baptist	30	811	1780	.456
11. Nebraska Kearney	28	766	1665	.460
12. Lindenwood	32	843	1815	.464
13. Emporia State	30	842	1807	.466
14. Central Oklahoma	28	761	1606	.474

3-POINT FG PCT

Team	G	FG	FGA	Pct
1. Northwest Missouri	38	404	988	.409
2. Lincoln	30	280	706	.397
3. Washburn	32	293	752	.390
4. Emporia State	30	299	782	.382
5. Fort Hays State	29	243	640	.380
6. Northeastern State	29	231	616	.375
7. Missouri Southern	33	359	966	.372
8. Southwest Baptist	30	231	637	.363
9. Central Missouri	28	231	648	.356
10. Pittsburg State	30	255	736	.346
11. Lindenwood	32	237	695	.341
12. Central Oklahoma	28	214	641	.334
13. Nebraska Kearney	28	210	642	.327
14. Missouri Western	30	252	783	.322

3-POINT FG PCT DEFENSE

Team	G	FG	FGA	Pct
1. Missouri Western	30	188	579	.325
2. Lincoln	30	214	655	.327
3. Northwest Missouri	38	262	783	.335
4. Missouri Southern	33	267	783	.341
5. Pittsburg State	30	276	799	.345
6. Central Missouri	28	239	690	.346
7. Northeastern State	29	261	731	.357
8. Washburn	32	284	787	.361
9. Nebraska Kearney	28	221	608	.363
10. Emporia State	30	289	782	.370
11. Central Oklahoma	28	249	669	.372
12. Fort Hays State	29	238	635	.375
13. Southwest Baptist	30	279	739	.378
14. Lindenwood	32	272	716	.380

REBOUNDING OFFENSE

Team	G	Reb	Avg/G
1. Missouri Southern	33	1279	38.8
2. Washburn	32	1215	38.0
3. Pittsburg State	30	1103	36.8
4. Missouri Western	30	1089	36.3
5. Northeastern State	29	1052	36.3
6. Southwest Baptist	30	1058	35.3
7. Nebraska Kearney	28	982	35.1
8. Emporia State	30	1035	34.5
9. Lincoln	30	1023	34.1
10. Fort Hays State	29	987	34.0
11. Lindenwood	32	1085	33.9
12. Central Oklahoma	28	937	33.5
13. Northwest Missouri	38	1253	33.0
14. Central Missouri	28	911	32.5

REBOUNDING DEFENSE

Team	G	Reb	Avg/G
1. Northwest Missouri	38	1105	29.1
2. Fort Hays State	29	932	32.1
3. Northeastern State	29	936	32.3
4. Lincoln	30	988	32.9
5. Lindenwood	32	1056	33.0
6. Washburn	32	1071	33.5
7. Central Oklahoma	28	941	33.6
8. Southwest Baptist	30	1013	33.8
9. Emporia State	30	1024	34.1
10. Missouri Southern	33	1137	34.5
11. Central Missouri	28	973	34.8
12. Missouri Western	30	1094	36.5
13. Nebraska Kearney	28	1028	36.7
14. Pittsburg State	30	1150	38.3



MIAA TEAM LEADERS

#DEFENDTHEFORT

REBOUNING MARGIN

Team	G	TEAM	Avg	OPP	Avg	Margin
1. Washburn	32	1215	38.0	1071	33.5	4.5
2. Missouri Southern	33	1279	38.8	1137	34.5	4.3
3. Northeastern State	29	1052	36.3	936	32.3	4.0
4. Northwest Missouri	38	1253	33.0	1105	29.1	3.9
5. Fort Hays State	29	987	34.0	932	32.1	1.9
6. Southwest Baptist	30	1058	35.3	1013	33.8	1.5
7. Lincoln	30	1023	34.1	988	32.9	1.2
8. Lindenwood	32	1085	33.9	1056	33.0	0.9
9. Emporia State	30	1035	34.5	1024	34.1	0.4
10. Central Oklahoma	28	937	33.5	941	33.6	-0.1
11. Missouri Western	30	1089	36.3	1094	36.5	-0.2
12. Pittsburg State	30	1103	36.8	1150	38.3	-1.6
13. Nebraska Kearney	28	982	35.1	1028	36.7	-1.6
14. Central Missouri	28	911	32.5	973	34.8	-2.2

BLOCKED SHOTS

Team	G	Blocks	Avg/G
1. Nebraska Kearney	28	101	3.61
2. Southwest Baptist	30	105	3.50
3. Northeastern State	29	96	3.31
4. Washburn	32	105	3.28
5. Pittsburg State	30	95	3.17
6. Lincoln	30	89	2.97
7. Fort Hays State	29	81	2.79
8. Lindenwood	32	88	2.75
9. Missouri Western	30	77	2.57
10. Missouri Southern	33	82	2.48
11. Central Oklahoma	28	65	2.32
12. Central Missouri	28	63	2.25
13. Northwest Missouri	38	80	2.11
14. Emporia State	30	53	1.77

ASSISTS

Team	G	Assists	Avg/G
1. Washburn	32	550	17.19
2. Missouri Southern	33	550	16.67
3. Fort Hays State	29	413	14.24
4. Northeastern State	29	406	14.00
5. Northwest Missouri	38	528	13.89
6. Emporia State	30	409	13.63
7. Nebraska Kearney	28	373	13.32
8. Central Oklahoma	28	358	12.79
9. Southwest Baptist	30	376	12.53
10. Lincoln	30	375	12.50
11. Lindenwood	32	399	12.47
12. Pittsburg State	30	364	12.13
13. Central Missouri	28	324	11.57
14. Missouri Western	30	345	11.50

STEALS

Team	G	Steals	Avg/G
1. Northwest Missouri	38	271	7.13
2. Central Oklahoma	28	189	6.75
3. Emporia State	30	182	6.07
4. Pittsburg State	30	180	6.00
5. Washburn	32	192	6.00
6. Central Missouri	28	168	6.00
7. Fort Hays State	29	172	5.93
8. Missouri Southern	33	182	5.52
9. Lindenwood	32	176	5.50
10. Nebraska Kearney	28	151	5.39
11. Southwest Baptist	30	149	4.97
12. Lincoln	30	147	4.90
13. Northeastern State	29	133	4.59
14. Missouri Western	30	130	4.33

TURNOVER MARGIN

Team	G	TEAM	Avg	OPP	Avg	Margin
1. Northwest Missouri	38	296	7.8	493	13.0	5.18
2. Central Oklahoma	28	317	11.3	377	13.5	2.14
3. Washburn	32	347	10.8	411	12.8	2.00
4. Pittsburg State	30	317	10.6	374	12.5	1.90
5. Lindenwood	32	357	11.2	411	12.8	1.69
6. Central Missouri	28	331	11.8	356	12.7	0.89
7. Fort Hays State	29	338	11.7	354	12.2	0.55
8. Emporia State	30	358	11.9	366	12.2	0.27
9. Missouri Southern	33	367	11.1	368	11.2	0.03
10. Nebraska Kearney	28	343	12.3	342	12.2	-0.04
11. Southwest Baptist	30	387	12.9	354	11.8	-1.10
12. Northeastern State	29	359	12.4	324	11.2	-1.21
13. Missouri Western	30	371	12.4	328	10.9	-1.43
14. Lincoln	30	385	12.8	315	10.5	-2.33

ASSIST/TURNOVER RATIO

Team	G	Asst	Avg	Turn	Avg	Ratio
1. Northwest Missouri	38	528	13.9	296	7.8	1.78
2. Washburn	32	550	17.2	347	10.8	1.59
3. Missouri Southern	33	550	16.7	367	11.1	1.50
4. Fort Hays State	29	413	14.2	338	11.7	1.22
5. Pittsburg State	30	364	12.1	317	10.6	1.15
6. Emporia State	30	409	13.6	358	11.9	1.14
7. Northeastern State	29	406	14.0	359	12.4	1.13
8. Central Oklahoma	28	358	12.8	317	11.3	1.13
9. Lindenwood	32	399	12.5	357	11.2	1.12
10. Nebraska Kearney	28	373	13.3	343	12.3	1.09
11. Central Missouri	28	324	11.6	331	11.8	0.98
12. Lincoln	30	375	12.5	385	12.8	0.97
13. Southwest Baptist	30	376	12.5	387	12.9	0.97
14. Missouri Western	30	345	11.5	371	12.4	0.93

OFFENSIVE REBOUNDS

Team	G	No.	Avg/G
1. Missouri Southern	33	1279	38.8
2. Washburn	32	1215	38.0
3. Pittsburg State	30	1103	36.8
4. Missouri Western	30	1089	36.3
5. Northeastern State	29	1052	36.3
6. Southwest Baptist	30	1058	35.3
7. Nebraska Kearney	28	982	35.1
8. Emporia State	30	1035	34.5
9. Lincoln	30	1023	34.1
10. Fort Hays State	29	987	34.0
11. Lindenwood	32	1085	33.9
12. Central Oklahoma	28	937	33.5
13. Northwest Missouri	38	1253	33.0
14. Central Missouri	28	911	32.5

DEFENSIVE REBOUNDS

Team	G	No.	Avg/G
1. Northwest Missouri	38	1105	29.1
2. Fort Hays State	29	932	32.1
3. Northeastern State	29	936	32.3
4. Lincoln	30	988	32.9
5. Lindenwood	32	1056	33.0
6. Washburn	32	1071	33.5
7. Central Oklahoma	28	941	33.6
8. Southwest Baptist	30	1013	33.8
9. Emporia State	30	1024	34.1
10. Missouri Southern	33	1137	34.5
11. Central Missouri	28	973	34.8
12. Missouri Western	30	1094	36.5
13. Nebraska Kearney	28	1028	36.7
14. Pittsburg State	30	1150	38.3

3-POINT FG MADE

Team	G	3FG	Avg/G
1. Missouri Southern	33	359	10.9
2. Northwest Missouri	38	404	10.6
3. Emporia State	30	299	10.0
4. Lincoln	30	280	9.3
5. Washburn	32	293	9.2
6. Pittsburg State	30	255	8.5
7. Missouri Western	30	252	8.4
8. Fort Hays State	29	243	8.4
9. Central Missouri	28	231	8.3
10. Northeastern State	29	231	8.0
11. Southwest Baptist	30	231	7.7
12. Central Oklahoma	28	214	7.6
13. Nebraska Kearney	28	210	7.5
14. Lindenwood	32	237	7.4

U
F
C
P
O
Rv
M
Rc
H



ABOUT THE MIAA



Founded: 1912 (Reorganized in 1924)

Phone: (816) 421-6422

Commissioner: Mike Racy

E-mail: mracy@themiaa.com

Assistant Commissioner for Championships and Business Development: Larry House

E-mail: lhouse@themiaa.com

Associate Commissioner for Compliance and Internal Operations:

Amber Feldman

E-mail: feldman@themiaa.com

Director of Communications: TBA

Office Fax: (816) 421-6429

E-mail: TBA

Web Site: www.themiaa.com

Mailing Address: 114 W. 11th St., Suite 105, Kansas City, MO 64105



Mike Racy
MIAA Commissioner



Larry House
Assistant Commissioner



Amber Feldman
Assistant Commissioner for Compliance



Ryley Egger
Director of Communications

The Mid-America Intercollegiate Athletics Association, a 14-member conference of NCAA Division II institutions in Missouri, Kansas, Oklahoma and Nebraska, was first organized in 1912 as the Missouri Intercollegiate Athletic Association.

The MIAA has gained the reputation of being one of the top NCAA Division II conferences in the nation. MIAA student-athletes have won 36 NCAA team championships and, since 1963, more than 256 individual national titles. The MIAA currently conducts championships in 10 sports for men and 10 for women.

For the men, champions are crowned in football, soccer, cross country, basketball, wrestling, indoor and outdoor track & field, baseball, tennis and golf. The women compete for titles in volleyball, soccer, cross country, soccer, basketball, bowling, indoor and outdoor track & field, softball, golf and tennis.

Mike Racy became the fifth full-time commissioner in MIAA history when he succeeded Dr. Bob Boerigter on February 1, 2017. Racy has more than 20 years of leadership experience in higher education, including a 14-year tenure as a Vice President for NCAA Division II.

Larry House joined the MIAA staff in the summer of 2007 to assist in the marketing of the conference and its events, as well as aid in the league's external affairs.

Amber Feldman was named the MIAA Associate Commissioner for Compliance and Internal Operations and Senior Woman Administrator and began work on July 1, 2011. Feldman graduated with a bachelor of science in Sport Administration from Ball State University in May 2006, and attained a minor in business as well. She earned her master of science in Sport Management from Drexel University in August 2010.

Ryley Egger became the MIAA Director of Communications on May 1, 2018 after spending the previous three years at MIAA member schools Missouri Western State University and the University of Nebraska at Kearney. He earned his master's degree in sport and recreation management from Missouri Western in 2017 and earned his bachelor's degree in sport management from Nebraska Wesleyan University in 2015.

MIAA Regular Season Champions (Year-By-Year)

1924-25	Central Missouri	1952-53	Southwest Missouri State	1977-78	Southwest Missouri State	1999-00	Missouri Southern
1925-26	Northwest Missouri State	1953-54	Southwest Missouri State	1978-79	Truman	2000-01	Washburn
1926-27	Truman	1954-55	Truman	1979-80	Central Missouri	2001-02	Missouri Western
	Northwest Missouri State	1955-56	Truman	1980-81	Central Missouri		Northwest Missouri State
1927-28	Southwest Missouri State	1956-57	Central Missouri		Lincoln	2002-03	Washburn
1928-29	Northwest Missouri State		Truman	1981-82	Southwest Missouri State	2003-04	Washburn
1929-30	Northwest Missouri State	1957-58	Southwest Missouri State	1982-83	Southeast Missouri State	2004-05	Central Missouri
1930-31	Southwest Missouri State	1958-59	Southwest Missouri State	1983-84	Central Missouri		Washburn
1931-32	Northwest Missouri State	1959-60	Truman	1984-85	Central Missouri	2005-06	Southwest Baptist
1932-33	Northwest Missouri State	1960-61	Southeast Missouri State		Southeast Missouri State	2006-07	Central Missouri
1933-34	Southwest Missouri State	1961-62	Southeast Missouri State	1985-86	Southeast Missouri State		Northwest Missouri State
1934-35	Southwest Missouri State	1962-63	Southeast Missouri State	1986-87	Northwest Missouri State	2007-08	Southwest Baptist
1935-36	Southwest Missouri State	1963-64	Southeast Missouri State	1987-88	Southeast Missouri State	2008-09	Southwest Baptist
1936-37	Central Missouri	1964-65	Central Missouri	1988-89	Southeast Missouri State	2009-10	Central Missouri
1937-38	Central Missouri	1965-66	Southwest Missouri State	1989-90	Missouri Western	2010-11	Missouri Southern
1938-39	Central Missouri	1966-67	Southwest Missouri State		Southeast Missouri State	2011-12	Washburn
1939-40	Northwest Missouri State	1967-68	Southwest Missouri State	1990-91	Southwest Baptist		Northwest Missouri State
1940-41	Central Missouri	1968-69	Central Missouri	1991-92	Washburn	2012-13	Fort Hays State
1941-42	Central Missouri		Southwest Missouri State	1992-93	Washburn		Central Missouri
1942-43	Southeast Missouri State	1969-70	Central Missouri	1993-94	Washburn		Central Missouri
1943-45	No MIAA Competition		Southwest Missouri State	1994-95	Missouri Western	2013-14	Central Missouri
1946-47	Truman	1970-71	Truman		Washburn		Northwest Missouri State
1947-48	Truman	1971-72	Lincoln	1995-96	Missouri-Rolla	2014-15	Northwest Missouri State
1948-49	Southwest Missouri State	1972-73	Southwest Missouri State	1996-97	Washburn	2015-16	Northwest Missouri State
1949-50	Southwest Missouri State	1973-74	Southwest Missouri State	1997-98	Missouri Western	2016-17	Northwest Missouri State
1950-51	Central Missouri	1974-75	Lincoln		Northwest Missouri State	2017-18	Northwest Missouri State
1951-52	Southwest Missouri State	1975-76	Missouri-Rolla	1998-99	Missouri Western	2018-19	Northwest Missouri State
		1976-77	Lincoln		Pittsburg State		

MIAA Men's Basketball Regular Season Champions From 1925-2019

School	No. of Championships
Central Missouri	21
Northwest Missouri State	19
Southwest Missouri State	19
Southeast Missouri State	13
Washburn	10
Truman	9
Missouri Western	5
Lincoln	4
Southwest Baptist	4
Missouri-Rolla	2
Missouri Southern	2
Fort Hays State	1
Pittsburg State	1



MIAA Tournament Champions

1980-81	Truman	1993-94	Washburn	2006-07	Central Missouri	Number of Tournament Championships
1981-82	Central Missouri	1994-95	Missouri Western	2007-08	Northwest Missouri State	8
1982-83	Southeast Missouri State	1995-96	Missouri-Rolla	2008-09	Central Missouri	6
1983-84	Central Missouri	1996-97	Washburn	2009-10	Nebraska-Omaha	5
1984-85	Southeast Missouri State	1997-98	Missouri Western	2010-11	Fort Hays State	4
1985-86	Southeast Missouri State	1998-99	Truman	2011-12	Washburn	4
1986-87	Southeast Missouri State	1999-00	Missouri Southern	2012-13	Central Missouri	3
1987-88	Missouri-St. Louis	2000-01	Washburn	2013-14	Missouri Southern	2
1988-89	Northwest Missouri State	2001-02	Northwest Missouri State	2014-15	Pittsburg State	2
1989-90	Missouri Western	2002-03	Missouri Western	2015-16	Northwest Missouri State	2
1990-91	Southwest Baptist	2003-04	Northwest Missouri State	2016-17	Northwest Missouri State	1
1991-92	Washburn	2004-05	Central Missouri	2017-18	Northwest Missouri State	1
1992-93	Missouri Southern	2005-06	Southwest Baptist	2018-19	Northwest Missouri State	1

MIAA Member Information

School	Enrollment	Location	Population	Colors	Nickname
Central Missouri	12,300	Warrensburg, Mo.	19,927	Cardinal & Black	Mules
Central Oklahoma	16,000	Edmond, Okla.	87,004	Blue & Bronze	Bronchos
Emporia State	5,732	Emporia, Kan.	24,799	Old Gold & Black	Hornets
Fort Hays State	15,908	Hays, Kan.	21,038	Black & Gold	Tigers
Lincoln	3,275	Jefferson City, Mo.	43,330	Navy Blue & White	Blue Tigers
Missouri Southern	6,250	Joplin, Mo.	50,789	Green & Gold	Lions
Missouri Western	5,926	St. Joseph, Mo.	77,147	Black & Gold	Griffons
Nebraska-Kearney	6,400	Kearney, Neb.	32,174	Royal Blue & Old Gold	Lopers
Newman	3,373	Wichita, Kan.	389,255	Navy & Red	Jets
Northeastern State	9,300	Tahlequah, Okla.	16,359	NSU Green & Silver	RiverHawks
NW Missouri State	6,857	Maryville, Mo.	12,062	Forest Green & White	Bearcats
Pittsburg State	7,400	Pittsburg, Kan.	20,398	Crimson & Gold	Gorillas
Rogers State	3,667	Claremore, Okla.	18,766	Navy & Red	Hilcats
Washburn	7,400	Topeka, Kan.	127,679	Yale Blue & White	Ichabods

MIAA Member Athletic Web Sites

- Central Missouri: www.ucmathletics.com
- Central Oklahoma: www.bronchosports.com
- Emporia State: www.esuhornets.com
- Fort Hays State: www.fhsuatigers.com
- Lincoln: www.lubluetigers.com
- Missouri Southern: www.msulfions.com
- Missouri Western: www.gogriffons.com
- Nebraska-Kearney: www.lopers.com
- Newman: www.newmanjets.com
- Northeastern State: www.goriverhawks.com
- Northwest Missouri State: www.bearcatsports.com
- Pittsburg State: www.pittstategorillas.com
- Rogers State: www.rsuhilcats.com
- Washburn: www.wusports.com

2019-20 FORT HAYS STATE MEN'S BASKETBALL



RECORDS



JUNIOR FORWARD - JARED VITZTUM





GAME RECORDS

POINTS

Rank	PTS	Opponent	Year	
1.	Dennis Edwards	50	Adams State	1993-94
	Dennis Edwards	50	Emporia State	1994-95
3.	Dennis Edwards	46	Rockhurst	1993-94
4.	Dennis Edwards	45	Mid-America Nazarene	1994-95
5.	Dennis Edwards	43	Oklahoma S&A	1994-95
6.	Mike Pauls	42	Hastings College	1978-79
	Rob Davis	42	at Emporia State	2016-17
8.	Sam McDowell	41	Omaha University	1963-64
	Fred Andregg	41	Rocky Mountain	1967-68
	Mike Pauls	41	Westminster	1978-79
	Mark Wilson	41	Pittsburg State	1978-79

FIELD GOALS MADE

Rank	FG	Opponent	Year	
1.	Dennis Edwards	22	Adams State	1993-94
	Dennis Edwards	22	Rockhurst	1993-94
	Dennis Edwards	22	Emporia State	1994-95
4.	Fred Andregg	20	Rocky Mountain	1967-68
5.	Mike Pauls	18	Hastings	1978-79
6.	Sam McDowell	17	Omaha University	1963-64
	Fred Campbell	17	Emporia State	1985-86
	Mark Harris	17	Marymount College	1986-87
9.	Gene Rider	16	Emporia State	1968-69
	Dave Okeson	16	Hastings College	1971-72
	Mark Wilson	16	Hastings College	1977-78
	Dwayne Brunson	16	at NW Oklahoma State	2013-14

3-POINT FIELD GOALS MADE

Rank	3-FG	Opponent	Year	
1.	Rodney Malloy	9	at Metro State	1999-00
	Geoff Eck	9	McPherson College	1995-96
3.	Steve Blackmon	8	Oral Roberts	1989-90
	Chris Danner	8	at Nebraska-Kearney	1997-98
	Chris Danner	8	at Mesa State	1998-99
	Tyrone Evans	8	Washburn	2007-08
	Tyrone Evans	8	Central Missouri	2007-08
	Rob Davis	8	Central Oklahoma	2015-16
9.	Steve Blackmon	7	at Pittsburg State	1988-89
	Mark Willey	7	Colorado Mines	1991-92
	DaMarcus Foster	7	Colorado Mines	2004-05
	Tyrone Evans	7	at NW Missouri State	2008-09
	Tyrone Evans	7	Friends University	2008-09
	Tyrone Evans	7	at Newman	2008-09
	Rob Davis	7	at Sioux Falls	2016-17
	Rob Davis	7	at Emporia State	2016-17
	Aaron Nicholson	7	at Emporia State	2018-19

FIELD GOALS ATTEMPTED

Rank	FGA	Opponent	Year	
1.	Dennis Edwards	34	Emporia State	1994-95
2.	Dennis Edwards	33	Adams State	1993-94
3.	Mark Harris	30	Marymount College	1986-87
4.	Damian Evans	29	Colorado Mines	1990-91
5.	Mark Wilson	28	Hastings College	1977-78
6.	Mark Wilson	27	at Missouri Western	1978-79
7.	Damian Evans	26	at Stonehill	1990-91
8.	Ben Gray	25	Tabor College	1975-76
	Reggie Grantham	25	Hastings College	1982-83
	Nate Rollins	25	St. Thom. Aquinas	1982-83
	Edgar Eason	25	Marymount College	1984-85
	Cedric Williams	25	Emporia State	1985-86

3-POINT FIELD GOALS ATTEMPTED

Rank	3-FGA	Opponent	Year	
1.	Steve Blackmon	17	at Pittsburg State	1988-89
	Chris Danner	17	at Mesa State	1998-99
3.	Geoff Eck	16	McPherson College	1995-96
4.	DaMarcus Foster	15	Central Christian	2004-05
	DaMarcus Foster	15	Mesa State	2004-05
	DaMarcus Foster	15	at Adams State	2004-05
7.	Mark Willey	14	McPherson College	1990-91
	Chris Danner	14	Nebraska-Kearney	1997-98
	Chris Danner	14	at Metro State	1997-98
	Tyrone Evans	14	vs. Central Oklahoma	2007-08

FREE THROWS MADE

Rank	FT	Opponent	Year	
1.	Sam McDowell	19	at Central Oklahoma	1963-64
	Craig Nicholson	19	Lincoln	2013-14
3.	Mark Wilson	18	vs. BYU-Hawaii	1978-79
4.	Mark Wilson	15	Kearney State	1977-78
	Craig Nicholson	15	at Northeastern State	2013-14
6.	Bob Ziegler	14	Southwestern (Kan.)	1951-52
	Gary Panter	14	Pittsburg State	1956-57
	Damian Evans	14	at Chadron State	1991-92
	Aulston Martin	14	Adams State	2000-01
	Tyrone Shephard	14	at Regis	2004-05
	Craig Nicholson	14	at SW Minnesota State	2013-14
	Hadley Gillum	14	at Northeastern State	2017-18

FREE THROWS ATTEMPTED

Rank	FTA	Opponent	Year	
1.	Marvin Andrews	24	NW Oklahoma State	1953-54
2.	Craig Nicholson	23	Lincoln	2013-14
3.	Mark Wilson	22	vs. BYU-Hawaii	1978-79
	Dennis Edwards	22	at Fort Lewis	1994-95
5.	Aulston Martin	19	Adams State	2000-01
	Craig Nicholson	19	Emporia State	2013-14
7.	Mike Pauls	16	Marymount College	1976-77
	Mark Wilson	16	Kearney State	1977-78
	Mark Wilson	16	Missouri Western	1980-81
	Tywan Meadows	16	at Regis University	1998-99
	Damian Evans	16	at Chadron State	1991-92
	Craig Nicholson	16	at Northeastern State	2013-14
	Hadley Gillum	16	at Northeastern State	2017-18

REBOUNDS

Rank	REB	Opponent	Year	
1.	Frank Dowdell	26	Northern Colorado	1968-69
2.	Barton Snow	25	Kearney State	1972-73
3.	Cleat Doyel	23	Washburn	1965-66
4.	Mike Miller	22	Emporia State	1966-67
	Eddie Pope	22	Kearney State	1986-87
	Barton Snow	22	Southern Colorado	1974-75
	Jeremy Atwater	22	at Metro State	2005-06
8.	Nate Rollins	21	vs. W.V. Wesleyan	1982-83
	Rick Watts	21	at Baker	1977-78
	Barton Snow	21	Marymount College	1975-76
	Mike Gaskell	21	Northern Colorado	1970-71

ASSISTS

Rank	AST	Opponent	Year	
1.	Raymond Lee	18	vs. Waynesburg	1983-84
2.	Raymond Lee	16	at Emporia State	1985-86
	Raymond Lee	16	at Bethany College	1984-85
4.	Mark Wilson	15	Kansas Wesleyan	1980-81
	Craig Nicholson	15	Newman	2013-14
6.	Mark Wilson	14	Hastings College	1978-79
7.	Dominique Jones	13	Missouri Western	2010-11
8.	Raymond Lee	12	Emporia State	1985-86
	Raymond Lee	12	at Briar Cliff	1985-86
	Craig Nicholson	12	Central Oklahoma	2012-13
	Craig Nicholson	12	Bethel College	2014-15
	Kyler Kinnamon	12	Central Oklahoma	2018-19





SEASON RECORDS

POINTS

Rank	PTS	YEAR	
1.	Dennis Edwards	806	1994-95
2.	Dennis Edwards	799	1993-94
3.	Mark Harris	747	1986-87
4.	Edgar Eason	745	1984-85
5.	Fred Campbell	698	1985-86
6.	Alonzo Goldston	692	1995-96
7.	Mark Wilson	681	1978-79
8.	Ronnie Thompkins	667	1987-88
9.	Nate Rollins	664	1983-84
10.	Damian Evans	657	1990-91

SCORING AVERAGE

Rank	AVG	YEAR	
1.	Dennis Edwards	26.9	1994-95
2.	Dennis Edwards	25.8	1993-94
3.	Sam McDowell	24.3	1963-64
4.	Mark Harris	23.3	1986-87
5.	Eddie Pope	22.2	1986-87
6.	Barton Snow	22.0	1975-76
7.	Damian Evans	21.9	1990-91
8.	Rob Davis	21.4	2016-17
9.	Mark Wilson	21.3	1978-79
10.	Fred Campbell	20.5	1985-86

FIELD GOALS MADE

Rank	FG	YEAR	
1.	Dennis Edwards	340	1994-95
2.	Dennis Edwards	326	1993-94
3.	Edgar Eason	322	1984-85
4.	Fred Campbell	303	1985-86
5.	Mark Harris	296	1986-87
6.	Ronnie Thompkins	291	1987-88
7.	Alonzo Goldston	282	1995-96
8.	Nate Rollins	274	1983-84
9.	Barton Snow	256	1975-76
	Mark Wilson	256	1978-79

FIELD GOALS ATTEMPTED

Rank	FGA	YEAR	
1.	Edgar Eason	601	1984-85
2.	Damian Evans	555	1990-91
3.	Mark Harris	543	1986-87
4.	Mark Wilson	539	1978-79
5.	Dennis Edwards	514	1993-94
6.	Fred Campbell	506	1985-86
7.	Ronnie Thompkins	500	1987-88
8.	Reggie Grantham	491	1982-83
9.	Dennis Edwards	484	1994-95
10.	Mark Wilson	469	1977-78

FIELD GOAL PERCENTAGE (MIN. 150 ATTEMPTS)

Rank	AVG	YEAR	
1.	Dennis Edwards	.674 (326-of-484)	1993-94
2.	Dennis Edwards	.662 (340-of-514)	1994-95
3.	Cesar Fantauzzi	.654 (153-of-234)	1980-81
4.	Thomas Hardnett	.646 (144-of-223)	1986-87
5.	Dijon Smith	.641 (107-of-167)	2009-10
6.	Dijon Smith	.630 (182-of-289)	2010-11
7.	Rod Nealy	.628 (159-of-253)	1984-85
8.	Ken Bowman	.623 (139-of-223)	2010-11
9.	Mike Pauls	.622 (253-of-407)	1978-79
10.	Nate Rollins	.621 (274-of-441)	1983-84

3-PT FIELD GOALS MADE

Rank	3FG	YEAR	
1.	Steve Blackmon	110	1988-89
2.	Geoff Eck	109	1995-96
3.	Steve Blackmon	106	1989-90
4.	Chris Danner	101	1997-98
5.	Chris Danner	95	1998-99
6.	Mark Willey	94	1990-91
7.	Anthony Pope	90	1996-97
8.	Geoff Eck	87	1994-95
9.	Rodney Malloy	85	1999-00
10.	Tyrone Evans	85	2008-09

3-PT FIELD GOALS ATTEMPTED

Rank	3-FGA	YEAR	
1.	Steve Blackmon	272	1988-89
2.	Steve Blackmon	259	1989-90
3.	Chris Danner	236	1998-99
4.	Geoff Eck	235	1995-96
5.	Anthony Pope	230	1996-97
6.	Chris Danner	229	1997-98
7.	Mark Willey	218	1990-91
8.	Tyrone Evans	214	2007-08
9.	Tyrone Evans	209	2008-09
10.	Rodney Malloy	205	1999-00

3-PT FIELD GOAL PERCENTAGE (MIN. 50 ATTEMPTS)

Rank	AVG	YEAR	
1.	Mark Willey	.605 (49-of-81)	1989-90
2.	Jim Rhodes	.514 (54-of-105)	2001-02
3.	Jim Rhodes	.488 (78-of-160)	2002-03
	Carson Konrade	.488 (80-of-164)	2013-14
4.	Jonathan Raney	.471 (40-of-85)	2001-02
5.	Mark Willey	.470 (63-of-134)	1991-92
6.	Anthony Pope	.469 (83-of-177)	1995-96
7.	Dylan Fiedler	.465 (47-of-101)	1999-00
8.	Geoff Eck	.464 (109-of-235)	1995-96
9.	Rob Davis	.453 (82-of-181)	2016-17
	Rob Davis	.453 (77-of-170)	2015-16

FREE THROWS MADE

Rank	FT	YEAR	
1.	Craig Nicholson	190	2013-14
2.	Mark Wilson	169	1978-79
3.	Damian Evans	161	1990-91
4.	Mark Wilson	152	1977-78
5.	Dominique Townes	148	2002-03
6.	Mark Wilson	146	1980-81
7.	Rege Klitzke	134	1982-83
8.	Daryl Stockstill	133	1969-70
9.	Daryl Stockstill	132	1970-71
	Tyrone Shephard	132	2004-05
	Dominique Jones	132	2010-11

FREE THROWS ATTEMPTED

Rank	FTA	YEAR	
1.	Mark Wilson	239	1978-79
2.	Craig Nicholson	237	2013-14
3.	Mark Wilson	235	1980-81
4.	Sam McDowell	233	1962-63
5.	Damian Evans	208	1990-91
6.	Dominique Townes	201	2002-03
7.	Mark Wilson	200	1977-78
	Raymond Lee	200	1982-83
9.	Dennis Edwards	198	1994-95
10.	Alonzo Goldston	195	1995-96



FHSU SEASON RECORDS

2019-20 FORT HAYS STATE MEN'S BASKETBALL

FREE THROW PERCENTAGE (MIN. 70 ATTEMPTS)

Rank		PCT	YEAR
1.	Dean Larson	.897 (105-of-117)	1960-61
2.	Mark Harris	.872 (102-of-117)	1987-88
3.	Steve Griffin	.871 (81-of-93)	1979-80
4.	Hadley Gillum	.870 (120-of-138)	2017-18
5.	Dave Okeson	.859 (67-of-78)	1971-72
6.	Leneal Locke	.857 (96-of-112)	1969-70
7.	Mark Harris	.853 (128-of-150)	1986-87
8.	Max Hamblin	.852 (69-of-81)	1979-90
9.	Rob Davis	.851 (126-of-148)	2016-17
10.	Jake Stoppel	.849 (62-of-73)	2015-16

REBOUNDS

Rank		REB	YEAR
1.	John Channell	356	1962-63
	Barton Snow	356	1975-76
3.	Alonzo Goldston	331	1995-96
4.	Ronnie Thompkins	330	1987-88
5.	Nate Rollins	327	1982-83
6.	Herb Stange	323	1962-63
7.	Mike Pauls	320	1977-78
8.	Fred Campbell	318	1985-86
9.	Tyrone Jackson	307	1986-87
10.	Willie Shaw	299	1982-83

REBOUND AVERAGE

Rank		AVG	YEAR
1.	Barton Snow	13.0	1972-73
2.	John Channell	12.7	1962-63
	Barton Snow	12.7	1975-76
4.	Cleat Doyel	12.0	1965-66
5.	Nate Rollins	11.7	1982-83
6.	Daryl Stockstill	11.6	1969-70
7.	Herb Stange	11.5	1962-63
	Tom Asheman	11.5	1963-64
9.	John Channell	11.2	1961-62
10.	Doug Thurman	11.1	1973-74

ASSISTS

Rank		AST	YEAR
1.	Raymond Lee	237	1982-83
2.	Raymond Lee	228	1983-84
3.	Craig Nicholson	222	2013-14
4.	Raymond Lee	218	1984-85
5.	Raymond Lee	216	1985-86
6.	Dominique Jones	207	2010-11
7.	Mark Wilson	205	1980-81
8.	Mark Wilson	197	1978-79
9.	Craig Nicholson	192	2012-13
10.	Chapanez Hale	174	1993-94

ASSIST AVERAGE

Rank		AVG	YEAR
1.	Craig Nicholson	7.4	2013-14
2.	Craig Nicholson	6.9	2012-13
3.	Raymond Lee	6.6	1982-83
4.	Raymond Lee	6.4	1985-86
5.	Dominique Jones	6.3	2010-11
6.	Chapanez Hale	6.2	1993-94
7.	Mark Wilson	6.1	1978-79
	Raymond Lee	6.1	1983-84
	Craig Nicholson	6.1	2014-15
10.	Mark Wilson	6.0	1980-81

STEALS (SINCE 1984-85)

Rank		STL	YEAR
1.	Raymond Lee	94	1985-86
2.	Raymond Lee	86	1984-85
3.	Chris Danner	83	1997-98
4.	Jay Sawyer	79	1990-91
5.	Edgar Eason	77	1984-85
6.	Damian Evans	74	1990-91
7.	Tyrone Jackson	67	1986-87
8.	Earl Tyson	66	1996-97
9.	Bryant Basemore	64	1991-92
	Alonzo Goldston	64	1995-96

BLOCKS (SINCE 1984-85)

Rank		BLK	YEAR
1.	Ronnie Thompkins	95	1987-88
2.	Alonzo Goldston	88	1995-96
3.	Fred Campbell	83	1985-86
4.	Alonzo Goldston	79	1996-97
5.	Alonzo Goldston	73	1994-95
6.	Fred Campbell	64	1984-85
7.	Dwayne Brunson	60	2012-13
	Dwayne Brunson	60	2013-14
9.	Derrick Turner	59	2004-05
10.	Rundell Mauge	56	2012-13

FOULS

Rank		F	YEAR
1.	Willie Shaw	131	1982-83
2.	Lionel Hamer	114	1979-80
3.	Alonzo Goldston	112	1995-96
	Ken Bowman	112	2010-11
5.	Mark Wilson	110	1978-79
6.	Lionel Hamer	109	1980-81
	Thomas Hardnett	109	1987-88
8.	Dijon Smith	108	2010-11
9.	Raymond Lee	107	1982-83
10.	Cesar Fantauzzi	105	1980-81
	Nate Rollins	105	1983-84

DISQUALIFICATIONS (SINCE 1972-73)

Rank		FO	YEAR
1.	Willie Shaw	10	1982-83
2.	Brady Werth	9	2017-18
3.	Lionel Hamer	8	1979-80
	Thomas Hardnett	8	1986-87
	Thomas Hardnett	8	1987-88
	Rodrick Hall	8	2004-05
	Rundell Mauge	8	2012-13
8.	Barton Snow	7	1972-73
	Mark Watts	7	1977-78
	Nate Rollins	7	1982-83
	Hadley Gillum	7	2017-18



#DEFENDTHEFORT

CAREER RECORDS

1,000 POINT SCORERS

Rank		PTS	YEARS
1.	Alonzo Goldston	1,766	1994-97
2.	Mark Wilson	1,631	1978-81
3.	Raymond Lee	1,615	1982-86
4.	Dennis Edwards	1,555	1993-95
5.	Mike Pauls	1,492	1975-79
6.	Craig Nicholson	1,449	2012-16
7.	Mark Harris	1,377	1986-88
8.	Barton Snow	1,291	1971-76
9.	Rege Klitzke	1,281	1979-83
10.	Fred Campbell	1,250	1984-86
11.	Nate Rollins	1,229	1982-84
12.	Sam McDowell	1,220	1960-64
13.	Corbin Kuntzsch	1,218	2007-11
14.	Mike Miller	1,158	1985-89
15.	Rob Davis	1,140	2015-17
16.	Edgar Eason	1,134	1983-85
17.	Hadley Gillum	1,079	2014-18
18.	Marvin Andrews	1,054	1951-55
19.	Bud Moeckel	1,050	1951-55
20.	Brady Werth	1,019	2015-19
21.	Mel Christensen	1,016	1951-55

SCORING AVERAGE

Rank		AVG	YEARS
1.	Dennis Edwards	26.4	1993-95
2.	Mark Harris	21.2	1986-88
3.	Herb Stange	19.7	1961-63
	Mark Wilson	19.7	1978-81
5.	Rob Davis	19.0	2015-17
6.	John Channell	18.9	1962-64
	Nate Rollins	18.9	1982-84
8.	Daryl Stockstill	18.7	1969-71
9.	Alonzo Goldston	18.4	1994-97
10.	Ed Schumacher	17.9	1974-76

REBOUNDS

Rank		REB	YEARS
1.	Barton Snow	980	1971-76
2.	Mike Pauls	907	1975-79
3.	Alonzo Goldston	870	1994-97
4.	Rege Klitzke	831	1979-83
5.	Doug Thurman	800	1970-74
6.	Mike Miller	627	1985-89
7.	Corbin Kuntzsch	626	2007-11
8.	John Channell	614	1962-64
9.	Dean Larson	600	1958-62
10.	Nate Rollins	584	1982-84

FIELD GOALS

Rank		FG	YEARS
1.	Alonzo Goldston	716	1994-97
2.	Dennis Edwards	666	1993-95
3.	Mark Wilson	591	1978-81
4.	Mike Pauls	582	1975-79
5.	Barton Snow	552	1971-76
6.	Raymond Lee	549	1982-86
7.	Fred Campbell	539	1984-86
8.	Mark Harris	533	1986-88
9.	Nate Rollins	506	1982-84
10.	Rege Klitzke	491	1979-83

FIELD GOALS ATTEMPTED

Rank		FGA	YEARS
1.	Mark Wilson	1,320	1978-81
2.	Barton Snow	1,245	1971-76
3.	Alonzo Goldston	1,223	1994-97
4.	Raymond Lee	1,172	1982-86
5.	Mike Pauls	1,050	1975-79
6.	Dennis Edwards	996	1993-95
7.	Mark Harris	995	1986-88
8.	Rege Klitzke	988	1979-83
9.	Craig Nicholson	984	2012-16
10.	Edgar Eason	910	1984-86

FIELD GOAL PERCENTAGE (MIN. 300 ATTEMPTS)

Rank		PCT	YEARS
1.	Dennis Edwards	.667 (666-of-996)	1993-95
2.	Dijon Smith	.634 (289-of-456)	2009-11
3.	Nate Rollins	.605 (506-of-837)	1982-84
4.	Fred Campbell	.596 (539-of-905)	1984-86
5.	Thomas Hardnett	.589 (308-of-523)	1985-88
6.	Ken Bowman	.589 (249-of-423)	2009-11
7.	Alonzo Goldston	.585 (716-of-1223)	1994-97
8.	Dwayne Brunson	.583 (380-of-652)	2012-14
9.	Ronnie Thompkins	.582 (291-of-500)	1987-88
10.	Melroy McKelvey	.580 (344-of-593)	2001-03

3-PT FIELD GOALS

Rank		3-FG	YEARS
1.	Mark Willey	224	1988-92
2.	Steve Blackmon	216	1988-90
3.	Geoff Eck	196	1994-96
	Chris Danner	196	1997-99
5.	Anthony Pope	173	1995-97
6.	Tyrone Evans	169	2007-09
7.	Trey O'Neil	160	2015-19
8.	Rob Davis	159	2015-17
9.	Ben Congiusta	153	2009-13
10.	Jim Rhodes	148	1998-03

3-PT FIELD GOALS ATTEMPTED

Rank		3-FGA	YEARS
1.	Steve Blackmon	531	1988-90
2.	Mark Willey	478	1988-92
3.	Chris Danner	465	1997-99
4.	Geoff Eck	439	1994-96
5.	Tyrone Evans	423	2007-09
6.	Anthony Pope	407	1995-97
7.	Trey O'Neil	405	2015-19
8.	Chad Creamer	382	1992-96
9.	Ben Congiusta	370	2009-13
10.	Rob Davis	351	2015-17

3-PT FIELD GOAL PERCENTAGE (MIN. 100 ATTEMPTS)

Rank		PCT	YEARS
1.	Jim Rhodes	.481 (148-of-308)	1999-02
2.	Mark Willey	.469 (224-of-478)	1988-92
3.	Carson Konrade	.460 (126-of-274)	2012-14
4.	Rob Davis	.453 (159-of-351)	2015-17
5.	Geoff Eck	.446 (196-of-439)	1995-97
6.	Jonathan Raney	.433 (100-of-231)	2001-03
7.	Anthony Pope	.425 (173-of-407)	1995-97
8.	Gerard Coops	.424 (125-of-295)	1996-98
9.	Chris Danner	.422 (196-of-465)	1997-99
10.	Jake Sims	.421 (53-of-126)	2007-08

U
F
C
P
O
R
v
M
R
C
H



FHSU CAREER RECORDS

2019-20 FORT HAYS STATE MEN'S BASKETBALL

FREE THROWS MADE

Rank		FT	YEARS
1.	Craig Nicholson	481	2012-16
2.	Mark Wilson	449	1978-81
3.	Sam McDowell	448	1960-64
4.	Raymond Lee	427	1982-86
5.	Marvin Edwards	334	1951-55
	Alonzo Goldston	334	1994-97
7.	Rege Klitzke	299	1979-83
8.	Damian Evans	273	1990-92
9.	Corbin Kuntzsch	267	2007-11
10.	Daryl Stockstill	265	1969-71

FREE THROWS ATTEMPTED

Rank		FTA	YEARS
1.	Mark Wilson	642	1978-81
2.	Sam McDowell	625	1960-64
3.	Raymond Lee	623	1982-86
4.	Craig Nicholson	599	2012-16
5.	Marvin Edwards	558	1951-55
6.	Alonzo Goldston	505	1994-97
7.	Rege Klitzke	481	1979-83
8.	Corbin Kuntzsch	378	2007-11
9.	Damian Evans	349	1990-92
10.	Daryl Stockstill	343	1969-71

FREE THROW PERCENTAGE (MIN. 150 ATTEMPTS)

Rank		PCT	YEARS
1.	Mark Harris	.861 (230-of-267)	1986-88
2.	Dwayne Brunson	.845 (158-of-187)	2012-14
3.	James Fleming	.833 (140-of-168)	2013-15
4.	Rob Davis	.822 (203-of-247)	2015-17
5.	Dean Larson	.815 (NA)	1959-62
6.	Tim Peintner	.810 (132-of-163)	2006-10
7.	Hadley Gillum	.809 (228-of-282)	2017-18
8.	Jake Stoppel	.806 (154-of-191)	2013-16
9.	Craig Nicholson	.803 (481-of-599)	2012-16
10.	Dominique Jones	.799 (195-of-244)	2009-11

ASSISTS

Rank		A	YEARS
1.	Raymond Lee	899	1982-86
2.	Craig Nicholson	628	2012-16
3.	Mark Wilson	556	1978-81
4.	Kyler Kinnamon	427	2015-19
5.	Chad Creamer	368	1992-96
6.	Chapanez Hale	345	1993-95
7.	Dominique Jones	324	2009-11
8.	Mark Willey	312	1988-91
9.	Mark Harris	291	1986-88
10.	Terry Jeffries	263	2007-09

ASSISTS PER GAME (2 OR MORE YEARS PLAYED)

Rank		A/G	YEARS
1.	Craig Nicholson	6.3	2012-16
2.	Raymond Lee	6.2	1982-86
3.	Mark Wilson	6.0	1978-81
4.	Chapanez Hale	5.8	1993-95
5.	Dominique Jones	5.1	2009-11
6.	Mark Harris	4.5	1986-88
	Terry Jeffries	4.5	2007-09
8.	Antoine Williamson	3.9	1987-89
9.	Kyler Kinnamon	3.6	2015-19
10.	Jay Sawyer	3.5	1990-92

STEALS (SINCE 1984-85)

Rank		STL	YEARS
1.	Raymond Lee	180	1984-86*
2.	Craig Nicholson	161	2012-16
3.	Alonzo Goldston	159	1994-97
4.	Kyler Kinnamon	152	2015-19
5.	Chris Danner	137	1997-99
6.	Damian Evans	122	1990-92
	Earl Tyson	122	1995-97
8.	Mark Harris	115	1986-88
9.	Sherick Simpson	110	1995-97
10.	Jay Sawyer	105	1990-92

BLOCKS (SINCE 1984-85)

Rank		BLK	YEARS
1.	Alonzo Goldston	240	1994-97
2.	Fred Campbell	147	1984-86
3.	Dwayne Brunson	120	2012-14
4.	Derrick Turner	103	2004-06
5.	Brady Werth	98	2015-19
6.	Ronnie Thompkins	95	1987-88
7.	Dijon Smith	93	2009-11
8.	Ken Bowman	73	2009-11
	Matt Simmons	73	2010-12
10.	Jeremie Kester	67	1994-98

FOULS

Rank		F	YEARS
1.	Raymond Lee	373	1982-86
2.	Glenn Connor	326	1947-51
3.	Barton Snow	310	1971-76
4.	Rege Klitzke	298	1979-83
	Alonzo Goldston	298	1994-97
6.	Tim Peintner	295	2006-10
7.	Mark Wilson	283	1978-81
8.	Corbin Kuntzsch	274	2007-11
9.	Kyler Kinnamon	269	2015-19
10.	Craig Nicholson	261	2012-16



#DEFENDTHEFORT

Team Records (Season)

POINTS

Rank	POINTS
1.	1995-96 3130
2.	1984-85 3045
3.	1983-84 2949
4.	1987-88 2901
5.	1994-95 2892

SCORING AVERAGE

Rank	AVG
1.	1994-95 93.3
2.	1995-96 92.1
3.	1990-91 90.4
4.	1993-94 90.2
5.	1987-88 87.9

FIELD GOALS MADE

Rank	FG
1.	1984-85 1237
2.	1983-84 1193
3.	1985-86 1180
4.	1987-88 1172
5.	1995-96 1158

FIELD GOALS ATTEMPTED

Rank	FGA
1.	1985-86 2331
2.	1984-85 2279
3.	1983-84 2265
4.	1990-91 2218
5.	1987-88 2172

FIELD GOAL PERCENTAGE

Rank	FG PCT
1.	1986-87 .546 (1132-2075)
2.	1984-85 .543 (1237-2279)
3.	1995-96 .540 (1158-2145)
	1987-88 .540 (1172-2172)
5.	1983-84 .527 (1193-2265)

3-PT FIELD GOALS MADE

Rank	3FG
1.	1995-96 293
2.	1996-97 254
	2010-11 254
4.	2018-19 243
5.	1997-98 241

3-PT FIELD GOALS ATTEMPTED

Rank	3-FGA
1.	1995-96 693
2.	1996-97 685
3.	2010-11 644
4.	2018-19 640
5.	2017-18 630

3-PT FIELD GOAL PERCENTAGE

Rank	3-FG PCT
1.	1989-90 .436 (223-511)
2.	2015-16 .425 (225-530)
3.	1995-96 .423 (293-693)
4.	1997-98 .418 (241-576)
5.	2001-02 .413 (210-509)

FREE THROWS MADE

Rank	FT
1.	1982-83 597
2.	1984-85 571
3.	2013-14 568
4.	1983-84 563
5.	1997-98 531

FREE THROWS ATTEMPTED

Rank	FTA
1.	1982-83 882
2.	1983-84 842
3.	1984-85 837
4.	2010-11 782
5.	1995-96 756

FREE THROW PERCENTAGE

Rank	FT PCT
1.	2013-14 .789 (568-720)
2.	2012-13 .767 (405-528)
	2017-18 .767 (487-635)
4.	1969-70 .747 (449-601)
5.	2014-15 .734 (463-631)

REBOUNDS

Rank	REB
1.	1982-83 1466
2.	1995-96 1380
3.	1979-80 1375
4.	1977-78 1369
5.	1985-86 1319

OFFENSIVE REBOUNDS

Rank	REB
1.	1990-91 458
2.	1995-96 430
3.	1987-88 427
4.	1986-87 421
	2004-05 421

ASSISTS

Rank	AST
1.	1994-95 659
2.	1995-96 646
3.	1979-80 587
4.	2010-11 585
5.	1993-94 544

ASSISTS PER GAME

Rank	AVG
1.	1994-95 21.3
2.	1995-96 19.0
3.	1991-92 18.3
4.	1993-94 18.1
5.	2012-13 17.9

BLOCKS (SINCE 1984-85)

Rank	BLK
1.	1987-88 157
2.	2012-13 154
3.	1985-86 153
4.	1994-95 148
5.	1995-96 146

STEALS

Rank	S
1.	1995-96 369
2.	1996-97 328
3.	1987-88 326
4.	1990-91 319
5.	1984-85 315

STEALS PER GAME

Rank	AVG
1.	1995-96 10.9
2.	1996-97 10.6
3.	1990-91 10.6
4.	1987-88 9.9
5.	1997-98 9.4

FOULS

Rank	F
1.	1979-80 699
2.	2003-04 667
3.	2010-11 663
4.	1983-84 657
5.	1994-95 650

WINNING PERCENTAGE

Rank	PCT	YEAR
1.	34-0 (1.000)	1995-96
2.	35-2 (.964)	1983-84
3.	29-2 (.935)	1996-97
4.	35-3 (.921)	1984-85
5.	32-4 (.889)	1982-83

WINS

Rank	YEAR
1.	35 1984-85
	35 1983-84
3.	34 1995-96
4.	32 1982-83
5.	30 1980-81

LEAST LOSSES

Rank	YEAR
1.	0 1995-96
2.	2 1983-84
	2 1996-97
4.	3 1984-85
	3 1942-43

Most Consecutive Victories: 49, 1995-96 (34), 1996-97 (15)

Most Consecutive Victories in One Season: 34, 1995-96

Most Consecutive Home Victories: 53, 1995-96 (19), 1996-97 (16), 1997-98 (16), 1998-99 (2)

Most Consecutive Road Victories: 17, 1995-96 (10), 1996-97 (7)

Most Consecutive Home Losses: 5, 1957-58

Most Consecutive Road Losses: 12, 1963-65

Most Wins In A Single Season: 35, 1983-84 & 1984-85

U
F
C
P
O
Rv
M
Rc
H



FHSU TEAM RECORDS/30-POINT GAMES

SCORING

Most Points Scored, Single Game:	123, vs. Sterling College, Nov. 25, 1994 (FHSU 123, Sterling 94)
Most Points Scored, Season:	3,130, 1995-96 (34 games)
Fewest Points Scored, Single Game:	27, vs. Oklahoma City, 1949-50 (OCU 36, FHSU 27)
Highest Season Per Game Scoring Average:	93.3, 1994-95 (31 games, 2,892 points)
Lowest Season Per Game Scoring Average (since 1946):	57.7, 1946-47 (19 games, 1,097 points)
Most Points In One Half:	72, vs. Montana State-Billings (FHSU 114, MSUB 74), Nov. 15, 1996
Most Points Scored, Single Game Both Teams:	222, Nov. 30, 1963 (FHSU 112, Southern Colorado 110)
Most Points by FHSU, Two Consecutive Games:	238, Nov. 25, 1994 (FHSU 123, Sterling College 94) & Nov. 30, 1994 (FHSU 115, Emporia State 94)
Most Field Goals, Single Game (All):	53, vs. Kearney State, Dec. 4, 1962
Most 3-Point Field Goals, Single Game:	19, vs. McPherson College, Feb. 14, 1996
Most Field Goals, Season (All):	1,237, 1984-85 (38 games)
Most 3-Point Field Goals, Season:	293, 1995-96 (34 games, 693 attempts)
Most Free Throws Made, Single Game:	42, vs. Colorado Mines, Feb. 12, 1994
Most Free Throws Attempted, Single Game:	69, vs. Southwestern College, Feb. 9, 1963
Most Free Throws Made, Season:	611, 1962-63 (28 games)
Most Free Throws Attempted, Season:	907, 1952-53 (22 games)

REBOUNDING

Most Rebounds, Single Game:	74, vs. Kearney State, Jan. 14, 1974
Most Rebounds, Season:	1,466, 1982-83 (36 games)
Highest Season Per Game Rebounding Average:	57.2, 1959-60 (21 games)

SHOOTING PERCENTAGES

Highest Season Field Goal Percentage (All):	.546, 1986-87 (32 games, 1132-of-2075)
Highest Season Field Goal Percentage (3-Point):	.436, 1989-90 (30 games, 223-of-511)
Highest Season Free Throw Percentage:	.789, 2013-14 (30 games, 568-of-720)

INDIVIDUAL 30-POINT GAMES

50-POINT GAMES

50 Dennis Edwards	vs. Adams State	1994
50 Dennis Edwards	vs. Emporia State	1995

40-POINT GAMES

46 Dennis Edwards	vs. Rockhurst	1994
45 Dennis Edwards	vs. Mid-America Nazarene	1995
43 Dennis Edwards	vs. Oklahoma S&A	1995
42 Mike Pauls	vs. Hastings College	1979
42 Rob Davis	vs. Emporia State	2017
41 Sam McDowell	vs. Omaha University	1964
41 Fred Andregg	vs. Rocky Mountain	1967
41 Mike Pauls	vs. Westminster	1978
41 Mark Wilson	vs. Pittsburg State	1979
40 Marc Harris	vs. Washburn	1988

30-POINT GAMES

39 Herb Strange	vs. Rockhurst	1963
39 Gene Rider	vs. Emporia State	1969
39 Dennis Edwards	vs. Sterling College	1995
39 Dennis Edwards	vs. Adams State	1995
38 Fred Campbell	vs. Emporia State	1986
38 Mark Harris	vs. Marymount	1987
38 Damian Evans	vs. Emporia State	1991
38 Alonzo Goldston	vs. NM Highlands	1995
37 Ron Crowell	vs. Pittsburg State	1974
37 Ed Schumacher	vs. Kansas Newman	1975
37 Mark Harris	vs. Missouri Western	1987
37 Mark Harris	vs. Emporia State	1987
37 Troy Minch	vs. Nebraska-Kearney	1990
36 Dennis Edwards	vs. Ottawa University	1994
36 Dennis Edwards	vs. NM Highlands	1994
36 Alonzo Goldston	vs. Western State	1996
36 Chris Danner	vs. Nebraska-Kearney	1998
36 Craig Nicholson	vs. Emporia State	2014
36 Rob Davis	vs. Central Oklahoma	2016
36 Hadley Gillum	vs. Colorado Mines	2017
35 Dave Okeson	vs. Hastings College	1972
35 Brad Rumble	vs. Kearney State	1974
35 Barton Snow	vs. Washburn	1976
35 Mark Pauls	vs. Kearney State	1978
35 Willie Shaw	vs. Marymount	1983
35 Nate Rollins	vs. Kearney State	1984
35 Nate Rollins	vs. Friends University	1984

35 Mark Harris	vs. Benedictine	1987
35 Damian Evans	vs. Washburn	1991
35 Dennis Edwards	vs. Pittsburg State	1995
35 Dennis Edwards	vs. NM Highlands	1995
35 Dwayne Brunson	vs. Nebraska-Kearney	2013
35 Rob Davis	vs. Central Christian	2016
35 Hadley Gillum	vs. Northeastern State	2018
34 John Channell	vs. Kearney State	1961
34 Herb Strange	vs. Adams State	1961
34 Mark Wilson	vs. Hastings College	1977
34 Mark Wilson	vs. Hastings College	1978
34 Willie Shaw	vs. Kansas Newman	1983
34 Dennis Edwards	vs. Sterling College	1994
34 Dennis Edwards	vs. NM Highlands	1995
34 Dennis Edwards	vs. Fort Lewis	1995
34 Alonzo Goldston	vs. Metro State	1997
34 Dominique Jones	vs. Midwestern State	2010
34 Rob Davis	vs. Central Missouri	2017
33 Don Nichol	vs. St. Benedict's	1948
33 Cleat Doyel	vs. Northern Colorado	1965
33 Daryl Stockstill	vs. Omaha University	1970
33 Mark Wilson	vs. Kearney State	1978
33 Mike Pauls	vs. Missouri Southern	1979
33 Mark Wilson	vs. Benedictine	1979
33 Mark Harris	vs. Emporia State	1987
33 Mark Harris	vs. Emporia State	1988
33 Damian Evans	vs. Chadron State	1991
33 Dennis Edwards	vs. NM Highlands	1994
33 Rodney Malloy	vs. Metro State	2000
33 Corbin Kuntzsch	vs. Southwest Baptist	2010
33 Dwayne Brunson	vs. NW Oklahoma State	2013
33 Rob Davis	vs. Sioux Falls	2016
32 Mark Wilson	vs. Chamaine	1978
32 Mark Wilson	vs. BYU-Hawaii	1978
32 Mike Pauls	vs. Wayne State	1978
32 Nate Rollins	vs. Missouri Western	1983
32 Raymond Lee	vs. Panhandle State	1984
32 Edgar Eason	vs. Wayland Baptist	1985
32 Fred Campbell	vs. Kearney State	1986
32 Mark Harris	vs. Washburn	1987
32 Damian Evans	vs. Stonehill	1991
32 Dennis Edwards	vs. Colorado Mines	1994
32 Dennis Edwards	vs. Northwestern Okla.	1995
32 Sherick Simpson	vs. Washburn	1996
32 Alonzo Goldston	vs. Colorado Mines	1996
32 Alonzo Goldston	vs. North Dakota State	1997
32 Tywan Meadows	vs. Metro State	1999
32 Tyrone Shephard	vs. N.M. Highlands	2005
32 Rob Davis	vs. Emporia State	2016
31 Don Nichol	vs. Kansas Wesleyan	1949

31 Cleat Doyel	vs. Emporia State	1965
31 Mike Pauls	vs. Kearney State	1979
31 Fred Campbell	vs. Pittsburg State	1986
31 Mark Harris	vs. Panhandle State	1987
31 Eddie Pope	vs. Kearney State	1987
31 Mark Harris	vs. Emporia State	1987
31 Mark Harris	vs. Missouri Southern	1987
31 Ronnie Thompkins	vs. Grand Canyon	1988
31 Troy Minch	vs. Colorado College	1990
31 Damian Evans	vs. Colorado Mines	1991
31 Dennis Edwards	vs. Rockhurst	1994
31 Dennis Edwards	vs. Pittsburg State	1994
31 Geoff Eck	vs. Fort Lewis	1996
31 Geoff Eck	vs. McPherson	1996
31 Geoff Eck	vs. South Dakota St.	1996
31 Alonzo Goldston	vs. Northern Alabama	1996
31 Aaron Owens	vs. Nebraska-Kearney	1998
31 Dominique Townes	vs. Mesa State	2003
31 Dominique Jones	vs. Emporia State	2011
31 Dwayne Brunson	vs. Central Oklahoma	2014
31 Rob Davis	vs. NW Missouri State	2017
30 Cleat Doyel	vs. Washburn	1965
30 Dave Okeson	vs. Omaha University	1972
30 Nate Rollins	vs. Emporia State	1983
30 Edgar Eason	vs. Langston	1985
30 Thomas Hardnett	vs. Kearney State	1987
30 Mark Harris	vs. Grand Canyon	1988
30 Mark Harris	vs. Panhandle State	1988
30 Ronnie Thompkins	vs. Phillips	1988
30 Ronnie Thompkins	vs. Panhandle State	1988
30 Brett Buller	vs. Benedictine	1989
30 Steve Blackmon	vs. Oral Roberts	1990
30 Steve Blackmon	vs. Tabor College	1990
30 Damian Evans	vs. Washburn	1992
30 Dennis Edwards	vs. Mesa State	1994
30 Alonzo Goldston	vs. Emporia State	1995
30 Dennis Edwards	vs. Chadron State	1995
30 Dennis Edwards	vs. Nebraska-Kearney	1995
30 Alonzo Goldston	vs. Nebraska-Kearney	1997
30 Chris Danner	vs. Mesa State	1999
30 Tywan Meadows	vs. Colorado Christian	1999
30 Rodney Malloy	vs. NM Highlands	2000
30 Dominique Townes	vs. Nebraska-Kearney	2003
30 Tyrone Shephard	vs. Nebraska-Kearney	2006
30 Dominique Jones	vs. Missouri Southern	2011
30 Carson Konrade	vs. Central Missouri	2013
30 Rob Davis	vs. Bethel College	2016
30 Rob Davis	vs. Nebraska-Kearney	2017
30 Hadley Gillum	vs. Missouri Southern	2017
30 Brady Werth	vs. Sioux Falls	2017



SCORING

Year	Name	Games	FG	FT	PTS	AVG
1956-57	Gary Panter	20	109	108	326	16.3
1957-58	Gary Casey	19	108	86	302	15.9
1958-59	Merl Sturd	27	176	50	402	14.9
1959-60	Don Bigham	21	133	87	353	16.8
1960-61	Dean Larson	19	102	105	309	16.3
1961-62	John Channell	23	171	82	424	18.4
1962-63	Herb Strange	28	218	110	546	19.5
1963-64	Sam McDowell	15	119	126	364	24.1
1964-65	Cleat Doyel	22	115	102	332	15.1
1965-66	Cleat Doyel	21	134	101	369	17.6
1966-67	Fred Andregg	21	128	90	346	16.5
1967-68	Fred Andregg	21	146	129	421	20.0
1968-69	Bill Greving	22	134	104	372	16.9
1969-70	Daryl Stockstill	23	154	136	444	19.1
1970-71	Daryl Stockstill	26	170	132	472	18.2
1971-72	Dave Okeson	24	173	67	413	17.2
1972-73	Barton Snow	19	118	34	270	14.2
1973-74	Ron Crowell	22	141	34	316	14.4
1974-75	Ed Schumacher	25	189	89	467	18.7
1975-76	Barton Snow	28	256	103	615	22.0
1976-77	Dave Stoppel	27	202	39	443	16.4
1977-78	Mark Wilson	27	192	152	536	19.9
1978-79	Mark Wilson	32	256	169	681	21.3
1979-80	Steve Griffin	33	190	81	461	14.0
1980-81	Max Hamblin	34	235	71	541	15.9
1981-82	Rege Klitzke	30	188	94	473	15.8
1982-83	Nate Rollins	28	232	101	565	20.2
1983-84	Nate Rollins	37	274	116	664	17.9
1984-85	Edgar Eason	38	322	101	745	19.6
1985-86	Fred Campbell	34	303	92	698	20.5
1986-87	Mark Harris	32	296	128	747	23.3
1987-88	Ronnie Thompkins	33	291	84	667	20.2
1988-89	Brett Buller	30	210	97	517	17.2
1989-90	Steve Blackmon	30	163	35	467	15.6
1990-91	Damian Evans	30	226	161	657	21.9
1991-92	Damian Evans	27	144	112	428	15.9
1992-93	Allen Craft	26	95	41	272	10.5
1993-94	Dennis Edwards	29	326	97	749	25.8
1994-95	Dennis Edwards	30	340	126	806	26.9
1995-96	Alonzo Goldston	34	282	128	692	20.4
1996-97	Alonzo Goldston	31	206	129	541	17.5
1997-98	Chris Danner	29	167	47	482	16.6
1998-99	Tywan Meadows	27	156	117	467	17.3
1999-00	Rodney Malloy	27	174	65	498	18.4
2000-01	Tony Thomas	29	130	112	373	12.9
2001-02	Ike Smith	28	129	104	379	13.5
2002-03	Melroy McKelvey	31	196	67	459	14.8
2003-04	Dominique Townes	28	114	115	351	12.5
2004-05	Tyrone Shephard	28	116	132	388	13.9
2005-06	Tyrone Shephard	31	134	121	428	13.8
2006-07	Jeff Pruitt	28	143	70	376	13.4
2007-08	Tyrone Evans	30	122	42	370	12.3
2008-09	Tyrone Evans	29	120	35	360	12.4
2009-10	Dominique Jones	30	136	63	391	13.0
2010-11	Dominique Jones	33	192	132	592	17.9
2011-12	Karron McKenzie	28	120	237	341	12.2
2012-13	Dwayne Brunson	28	179	297	418	14.9
2013-14	Craig Nicholson	30	150	190	517	17.2
2014-15	Dom Samac	29	130	39	303	10.4
	Achoki Moikobu	29	88	74	303	10.4
2015-16	Rob Davis	31	182	77	518	16.7
2016-17	Rob Davis	29	207	126	622	21.4
2017-18	Hadley Gillum	31	186	120	521	16.8
2018-19	Brady Werth	29	188	73	475	16.4

REBOUNDING

Year	Name	Games	Rebounds	AVG
1956-57	Artie Schippers	20	168	8.4
1957-58	Gary Casey	19	109	5.7
1958-59	Duane Channell	27	226	8.4
1959-60	Don Bigham	21	229	10.9
1960-61	Dean Larson	19	189	9.9
1961-62	John Channell	23	258	11.2



FHSU YEARLY LEADERS

2019-20 FORT HAYS STATE MEN'S BASKETBALL

1962-63	John Channell	28	356	12.7
1963-64	Tom Asheman	19	219	11.5
1964-65	Cleat Doyel	22	198	9.0
1965-66	Cleat Doyel	21	252	12.0
1966-67	Mike Miller	20	180	9.0
1967-68	Fred Andregg	21	279	13.3
1968-69	Frank Dowdell	22	197	9.0
1969-70	Daryl Stockstill	23	266	11.5
1970-71	Daryl Stockstill	26	287	11.0
1971-72	Doug Thurman	24	230	9.6
1972-73	Barton Snow	19	247	13.3
1973-74	Doug Thurman	23	256	11.1
1974-75	Barton Snow	18	170	9.4
1975-76	Barton Snow	28	356	12.7
1976-77	Dave Stoppel	27	225	8.3
1977-78	Mike Pauls	29	320	11.0
1978-79	Mike Pauls	32	241	7.5
1979-80	Eddie Meltz	33	268	8.1
1980-81	Lionel Hamer	34	231	6.8
1981-82	Rege Klitzke	30	285	9.5
1982-83	Nate Rollins	28	327	11.7
1983-84	Nate Rollins	37	294	7.9
1984-85	Fred Campbell	38	265	7.0
1985-86	Fred Campbell	34	318	9.4
1986-87	Tyrone Jackson	32	307	9.6
1987-88	Ronnie Thompkins	33	330	10.0
1988-89	Brett Buller	30	271	9.0
1989-90	Rod Tatum	30	198	6.6
1990-91	Troy Zierke	30	287	9.6
1991-92	Bryant Basemore	27	177	6.6
1992-93	Radford Rainey	28	128	4.6
1993-94	Dennis Edwards	29	225	7.8
1994-95	Alonzo Goldston	31	266	8.6
1995-96	Alonzo Goldston	34	331	9.7
1996-97	Alonzo Goldston	31	273	8.8
1997-98	Gerard Coops	28	114	4.1
1998-99	Tywan Meadows	27	162	6.0
1999-00	Tony Thomas	27	204	7.6
2000-01	Tony Thomas	29	289	10.0
2001-02	Melroy McKelvey	28	202	7.5
2002-03	Melroy McKelvey	31	263	8.5
2003-04	Terrell Young	28	201	7.2
2004-05	Derrick Turner	28	179	6.4
2005-06	Jeremy Atwater	31	229	7.4
2006-07	Jeff Pruitt	28	163	5.8
2007-08	Jake Sims	30	159	5.3
2008-09	Tim Peintner	28	200	7.1
2009-10	Corbin Kuntzsch	30	191	6.4
2010-11	Matt Simmons	33	211	6.4
2011-12	Matt Simmons	28	276	9.9
2012-13	Dwayne Brunson	28	212	7.6
2013-14	Dwayne Brunson	30	233	7.8
2014-15	Jake Stoppel	29	163	5.6
2015-16	Dom Samac	31	223	7.2
2016-17	JaQuan Smith	29	191	6.6
2017-18	Hadley Gillum	31	206	6.6
2018-19	Brady Werth	29	211	7.3

FIELD GOAL PERCENTAGE (MIN 100 ATT OR TEAM-HIGH)

Year	Name	Games	FGA	FGM	PCT
1956-57	Bill Ehlers	20	-	-	.420
1957-58	Gary Casey	19	279	108	.390
1958-59	Gary Casey	27	321	140	.436
1959-60	Merle Harris	21	118	58	.492
1960-61	Dean Larson	19	202	102	.505
1961-62	Herb Stange	21	380	176	.463
1962-63	Herb Stange	28	476	218	.458
1963-64	Richard Schur	19	245	126	.514
1964-65	Richard Schur	22	222	113	.509
1965-66	Larry Soice	21	71	31	.437
1966-67	Al Billinger	21	198	96	.485
1967-68	Bill Greving	22	231	125	.541
1968-69	Bill Greving	22	259	134	.517
1969-70	Daryl Stockstill	23	300	154	.513
1970-71	Daryl Stockstill	26	354	170	.480





1971-72	Dave Okeson	24	262	173	.478
1972-73	Brent Frack	23	152	80	.479
1973-74	Brent Frack	23	152	70	.461
1974-75	Greg Standish	25	273	125	.456
1975-76	Dave Stoppel	28	116	66	.569
1976-77	Mike Pauls	27	200	107	.535
1977-78	Dave Stoppel	24	126	69	.548
1978-79	Mike Pauls	32	407	253	.622
1979-80	Eddie Meltz	33	285	167	.586
1980-81	Cesar Fantauzzi	33	234	153	.654
1981-82	Bill McCollum	30	127	67	.528
1982-83	Nate Rollins	28	396	232	.586
1983-84	Nate Rollins	37	441	274	.621
1984-85	Rod Nealy	30	253	159	.628
1985-86	Fred Campbell	34	506	303	.599
1986-87	Thomas Hardnett	31	223	144	.646
1987-88	Ronnie Thompkins	33	500	291	.582
1988-89	James Akins	22	164	100	.610
1989-90	Troy Zierke	30	167	87	.561
1990-91	Troy Zierke	30	297	174	.586
1991-92	Dana Benjamin	25	131	77	.588
1992-93	Radford Rainey	28	185	96	.519
1993-94	Dennis Edwards	29	484	326	.674
1994-95	Dennis Edwards	30	514	340	.662
1995-96	Alonzo Goldston	34	455	282	.620
1996-97	Sherick Simpson	31	240	143	.596
1997-98	Donnie Collins	26	206	122	.592
1998-99	Robens Chery	27	174	95	.546
1999-00	Tony Thomas	27	238	123	.517
2000-01	Joel Butler	24	205	109	.532
2001-02	Melroy McKelvey	27	244	148	.607
2002-03	Melroy McKelvey	31	349	196	.562
2003-04	Terrell Young	28	236	126	.534
2004-05	Derrick Turner	28	206	116	.563
2005-06	Derrick Turner	31	218	126	.578
2006-07	Jeff Pruitt	28	288	143	.497
2007-08	Shawn Emerick	30	147	87	.592
2008-09	Ryan Herrman	29	152	86	.566
2009-10	Dijon Smith	30	167	107	.641
2010-11	Dijon Smith	33	182	289	.630
2011-12	Matt Simmons	28	168	99	.589
2012-13	Dwayne Brunson	28	297	179	.603
2013-14	Dwayne Brunson	30	355	201	.566
2014-15	Dom Samac	29	225	130	.578
2015-16	Dom Samac	31	284	151	.532
2016-17	JaQuan Smith	29	176	94	.534
2017-18	Brady Werth	27	251	125	.498
2018-19	Brady Werth	29	357	188	.527

FREE THROW PERCENTAGE (MIN 70 ATTEMPTS/OR IF ATTEMPTS WERE TEAM HIGH)

Year	Name	Games	FTA	FTM	PCT
1956-57	Douglas Holloway	20	-	-	.810
1957-58	Gary Casey	19	134	86	.650
1958-59	Dean Larson	15	65	50	.769
1959-60	Dean Larson	20	52	41	.789
1960-61	Dean Larson	19	117	105	.897
1961-62	Dean Larson	23	101	77	.762
1962-63	Sam McDowell	28	233	169	.725
1963-64	Gordon Stout	17	108	86	.796
1964-65	Cleat Doyel	22	138	102	.739
1965-66	Cleat Doyel	21	143	101	.706
1966-67	Mike Miller	20	88	67	.761
1967-68	Fred Andregg	21	155	129	.832
1968-69	Mike McAtee	22	71	53	.746
1969-70	Leneal Locke	23	112	96	.857
1970-71	Daryl Stockstill	26	172	132	.767
1971-72	Dave Okeson	24	78	67	.859
1972-73	Doug Thurman	24	77	48	.623
1973-74	Brad Rumble	23	79	62	.785
1974-75	Ed Schumacher	25	122	89	.730
1975-76	Barton Snow	28	131	103	.786
1976-77	Mike Pauls	27	88	59	.670
1977-78	Mike Pauls	29	152	116	.763
1978-79	Mike Pauls	32	155	124	.800
1979-80	Steve Griffin	33	93	81	.871



FHSU YEARLY LEADERS

1980-81	Max Hamblin	34	85	71	.835
1981-82	Roger Casey	30	76	50	.658
1982-83	Rege Klitzke	36	184	134	.728
1983-84	Raymond Lee	37	147	107	.728
1984-85	Edgar Eason	38	126	101	.802
1985-86	Raymond Lee	34	84	66	.786
1986-87	Mark Harris	32	150	128	.853
1987-88	Mark Harris	33	117	102	.872
1988-89	Mike Miller	30	82	65	.793
1989-90	Dana Benjamin	30	99	76	.768
1990-91	Damian Evans	30	208	161	.774
1991-92	Damian Evans	27	141	112	.794
1992-93	Darrell Hudson	28	115	68	.591
1993-94	Kenneth Haywood	30	85	64	.753
1994-95	Steven McKelvey	31	81	61	.753
1995-96	Geoff Eck	34	79	61	.772
1996-97	Mark Eck	31	94	72	.766
1997-98	Aaron Owens	28	159	119	.748
1998-99	Tywan Meadows	27	167	117	.701
1999-00	Rodney Malloy	27	87	65	.747
2000-01	Aulston Martin	29	103	80	.777
2001-02	Aulston Martin	28	105	82	.781
2002-03	Dominique Townes	31	201	148	.736
2003-04	Dontaz Dean	28	156	115	.737
2004-05	Tyrone Shephard	28	164	132	.805
2005-06	Tyrone Shephard	31	155	121	.781
2006-07	Lorania Owens	28	74	60	.811
2007-08	Terry Jefferies	30	93	67	.720
2008-09	Corbin Kuntzsch	29	86	64	.744
2009-10	Dominique Jones	30	78	63	.808
2010-11	Karron McKenzie	33	97	78	.804
2011-12	Karron McKenzie	28	114	90	.789
2012-13	Dwayne Brunson	28	71	60	.845
2013-14	Dwayne Brunson	30	116	98	.845
2014-15	James Fleming	29	76	63	.829
2015-16	Jake Stoppel	31	73	62	.849
2016-17	Rob Davis	29	148	126	.851
2017-18	Hadley Gillum	31	138	120	.870
2018-19	Kyler Kinnamon	29	78	61	.782

3-POINT FIELD GOAL PCT (MIN 50 ATT OR TEAM-HIGH)

Year	Name	Games	FGA	FGM	PCT
1986-87	Mark Harris	32	67	27	.403
1987-88	Mark Harris	33	134	54	.403
1988-89	Troy Minch	30	63	28	.445
1989-90	Mark Willey	29	81	49	.605
1990-91	Mark Willey	30	218	94	.431
1991-92	Mark Willey	28	134	63	.470
1992-93	Chad Creamer	27	113	43	.381
1993-94	Chapanez Hale	28	134	53	.396
1994-95	Geoff Eck	31	204	87	.427
1995-96	Anthony Pope	34	177	83	.469
1996-97	Gerard Coops	25	103	42	.408
1997-98	Chris Danner	29	229	101	.441
1998-99	Chris Danner	27	236	95	.403
1999-00	Dylan Fiedler	26	101	47	.465
2000-01	Geoff Riley	29	86	36	.419
2001-02	Jim Rhodes	28	105	54	.514
2002-03	Jim Rhodes	31	160	78	.488
2003-04	Michael Wolters	28	75	33	.440
2004-05	Derrick Graham	26	51	21	.412
2005-06	Tyrone Shephard	31	90	39	.433
2006-07	Jeff Pruitt	28	50	20	.400
2007-08	Corbin Kuntzsch	30	68	29	.426
2008-09	Tim Peintner	28	81	33	.407
2009-10	Ben Congiusta	27	50	21	.420
2010-11	Corbin Kuntzsch	33	91	37	.407
2011-12	Tyrone Phillips	28	54	22	.407
2012-13	Ben Congiusta	28	175	78	.446
2013-14	Carson Konrade	30	164	80	.488
2014-15	Achoki Moikobu	29	121	53	.438
2015-16	Rob Davis	31	170	77	.453
2016-17	Rob Davis	29	181	82	.453
2017-18	Aaron Nicholson	31	108	44	.407
2018-19	Aaron Nicholson	29	106	45	.425



HISTORY



2019 SENIOR - BRADY WERTH





FHSU INDIVIDUAL HONORS

ALL-AMERICANS

AP Little All-Americans

- 1958-59** Merl Sturd, Newton, Kan. (HM)
Gary Casey, Hutchinson, Kan. (HM)

NAIA All-Americans

- 1961-62** Herb Stange, Sterling, Kan. (HM)
John Channell, Goodland, Kan. (HM)
- 1962-63** Herb Stange, Sterling, Kan. (HM)
John Channell, Goodland, Kan. (HM)
- 1963-64** Sam McDowell, Smith Center, Kan. (2nd)
- 1964-65** Cleat Doyel, Rush Springs, Okla. (HM)
- 1965-66** Cleat Doyel, Rush Springs, Okla. (HM)
- 1968-69** Bill Greving, Prairie View, Kan. (HM)
- 1969-70** Daryl Stockstill, Geneseo, Kan. (HM)
Dave Okeson, Weskan, Kan. (HM)
- 1970-71** Daryl Stockstill, Geneseo, Kan. (HM)
Dave Okeson, Weskan, Kan. (HM)
- 1974-75** Ed Schumacher, Hays, Kan. (HM)
- 1975-76** Barton Snow, Denver, Colo. (HM)
- 1978-79** Mike Pauls, Buhler, Kan. (HM)
- 1980-81** Mark Wilson, Columbus, Ohio (HM)
- 1982-83** Nate Rollins, Detroit, Mich. (3rd)
- 1983-84** Nate Rollins, Detroit, Mich. (1st)
Raymond Lee, Detroit, Mich. (2nd)
- 1984-85** Edgar Eason, Tuscaloosa, Ala. (1st)
- 1985-86** Fred Campbell, Macon, Ga. (2nd)
Raymond Lee, Detroit, Mich. (3rd)
- 1986-87** Mark Harris, Flint, Mich. (HM)
- 1987-88** Mark Harris, Flint, Mich. (2nd)
Ronnie Thompkins, Jackson, Miss. (HM)
- 1990-91** Damian Evans, Chicago, Ill. (HM)

NCAA Division II All-Americans

- 1993-94** Dennis Edwards, Annapolis, Md.
NABC (2nd), Basketball Gazette (3rd),
Division II Bulletin (4th).
- 1994-95** Dennis Edwards, Annapolis, Md.
Division II Bulletin (2nd), NABC (1st)
- 1995-96** Alonzo Goldston, Washington, D.C.
Division II Bulletin (1st), CoSIDA (1st),
NABC (1st)
- 1996-97** Alonzo Goldston, Washington, D.C.
Division II Bulletin (1st), NABC (1st)
- Sherick Simpson, Elgin, Ill.,
NABC (1st)
- 2005-06** Tyrone Shephard, Seattle, Wash.
Daktronics (3rd)
- 2010-11** Dominique Jones, Harlem, N.Y.
State Farm/NABC (1st)
- 2013-14** Craig Nicholson, Wichita, Kan.
Division II Bulletin (HM)
- 2016-17** Rob Davis, Detroit, Mich.
Division II Bulletin (HM)

Academic All-Americans

- 1974-75** Keith Harper, Colby, Kan.
- 1975-76** Dave Royse, Mesa, Ariz.
- 1977-78** Mike Pauls, Buhler, Kan. (CoSIDA)
- 2013-14** Carson Konrade, Spearville, Kan. (CoSIDA)

ALL-STATE

- 1935-36** Richard Staab, Hays, Kan. (1st)
- 1936-37** Richard Staab, Hays, Kan. (1st)
- 1937-38** Chet Mitchell, Montezuma, Kan. (1st)
- 1939-40** Elmer Johnson, Levant, Kan. (2nd)

ALL-DISTRICT 10

- 1963-64** Sam McDowell, Smith Center, Kan.
- 1968-69** Bill Greving, Prairie View, Kan.
- 1969-70** Daryl Stockstill, Geneseo, Kan.
Leneal Locke, Stockton, Kan.
- 1970-71** Daryl Stockstill, Geneseo, Kan.
Dave Okeson, Weskan, Kan.
- 1971-72** Dave Okeson, Weskan, Kan.
- 1974-75** Ed Schumacher, Hays, Kan.
- 1975-76** Ed Schumacher, Hays, Kan.
Barton Snow, Denver, Colo.
- 1978-79** Mike Pauls, Buhler, Kan.

- 1980-81** Max Hamblin, Page, Ariz.
Mark Wilson, Columbus, Ohio
- 1981-82** Rege Klitzke, Russell, Kan.
- 1982-83** Nate Rollins, Detroit, Mich.
Raymond Lee, Detroit, Mich.
Rege Klitzke, Russell, Kan.
- 1983-84** Nate Rollins, Detroit, Mich.
Raymond Lee, Detroit, Mich.
- 1984-85** Edgar Eason, Tuscaloosa, Ala.
Raymond Lee, Detroit, Mich.
- 1985-86** Fred Campbell, Macon, Ga.
Raymond Lee, Detroit, Mich.
- 1986-87** Mark Harris, Flint, Mich.
- 1987-88** Mark Harris, Flint, Mich.
Ronnie Thompkins, Jackson, Mich.
- 1988-89** Brett Buller, Golden, Colo.
- 1989-90** Troy Minch, Denver, Colo.
- 1990-91** Damian Evans, Chicago, Ill.

ALL-CONFERENCE

Kansas Intercollegiate Athletic Conference (KIAC)

- 1916-17** Rex Wely, Hill City, Kan. (2nd)
- 1918-19** Robert Spencer, Penokee, Kan. (HM)
- 1919-20** Robert Spencer, Penokee, Kan. (HM)
- 1924-25** Ernest "Dutch" Lorbeer, Webster, Kan. (2nd)
- 1925-26** Marvin Bastin, Hoxie, Kan.
- 1926-27** Marvin Bastin, Hoxie, Kan. (2nd)

Central Intercollegiate Conference (CIC)

- 1927-28** Marvin Bastin, Hoxie, Kan. (2nd)
- 1929-30** Farran Carter, Kansas City, Kan. (HM)
- 1930-31** Farran Carter, Kansas City, Kan. (2nd)
Carl Thurlow, Hill City, Kan. (2nd)
Hobart Jackson, El Dorado, Kan. (HM)
- 1931-32** Farran Carter, Kansas City, Kan. (1st)
Carl Thurlow, Hill City, Kan. (1st)
Merlin Wilkinson, Quinter, Kan. (2nd)
Howard Lamoreux, Oakley, Kan. (2nd)
Norman Lietzke, Augusta, Kan. (HM)
- 1932-33** Carl Thurlow, Hill City, Kan. (1st)
- 1933-34** Wade Moriarty, Augusta, Kan. (2nd)
Richard Staab, Hays, Kan. (2nd)
Howard Lamoreux, Oakley, Kan. (HM)
- 1934-35** Norman Lietzke, Augusta, Kan. (HM)
James Wickizer, Hays, Kan. (1st)
Herman Schwartzkopf, Alexander, Kan. (2nd)
Richard Staab, Hays, Kan. (2nd)
- 1935-36** Herman Schwartzkopf, Alexander, Kan. (1st)
Richard Staab, Hays, Kan. (1st)
Herb Baker, Hays, Kan. (HM)

- 1936-37** Chester Mitchell, Montezuma, Kan. (HM)
Chester Mitchell, Montezuma, Kan. (1st)
Richard Staab, Hays, Kan. (1st)
Elmer Johnson, Levant, Kan. (2nd)
- 1937-38** Elmer Johnson, Levant, Kan. (1st)
Chester Mitchell, Montezuma, Kan. (1st)
- 1938-39** Elmer Johnson, Levant, Kan. (1st)
- 1939-40** Elmer Johnson, Levant, Kan. (1st)
- 1940-41** Wayne Loomis, Mankato, Kan. (2nd)
Warren Settles, Healy, Kan. (2nd)
- 1941-42** Clinton Keller (2nd)
- 1942-43** Warren Haxton, Chase, Kan. (1st)
Warren Settles, Healy, Kan. (2nd)
Clinton Keller (2nd)

- 1946-47** Warren Settles, Healy, Kan. (1st)
Al Billinger, Hays, Kan. (HM)
Richard Samuelson, Monument, Kan. (HM)
- 1947-48** Al Billinger, Hays, Kan. (1st)
Lloyd Eaglesman, Prairie View, Kan. (1st)
- 1948-49** Glenn Connor, McCracken, Kan. (2nd)
Glenn Mitchum, Shawnee Mission, Kan. (2nd)
- 1949-50** Al Billinger, Hays, Kan. (1st)
Glenn Mitchum, Shawnee Mission, Kan. (1st)
Glenn Connor, McCracken, Kan. (2nd)
Fred Simmons, Mankato, Kan. (HM)
Donald Nichol, Palco, Kan. (HM)

- 1950-51** Glenn Connor, McCracken, Kan. (1st)
Earl Hobbs, Hays, Kan. (HM)
Bob Ziegler, Collyer, Kan. (HM)
- 1951-52** Bob Ziegler, Collyer, Kan. (1st)

- 1952-53** Mel Christensen, Menlo, Kan. (2nd)
Marvin Andrews, Formoso, Kan. (2nd)
Bud Moeckel, Sylvia, Kan. (HM)
- 1953-54** Marvin Andrews, Formoso, Kan. (1st)
- 1954-55** Bud Moeckel, Sylvia, Kan. (1st)
Marvin Andrews, Formoso, Kan. (2nd)
- 1955-56** Joe Butcher, Cimmaron, Kan. (2nd)
- 1956-57** Gary Panter, Athol, Kan. (1st)
- 1957-58** Gary Panter, Athol, Kan. (1st)
Gary Casey, Hutchinson, Kan. (2nd)
- 1958-59** Merl Sturd, Newton, Kan. (1st)
Don Bigham, Randall, Kan. (2nd)
Gary Casey, Hutchinson, Kan. (2nd)
Duane Channell (HM)
Merle Harris (HM)

- 1959-60** Dean Larson, Ada, Kan. (HM)
Merl Sturd, Newton, Kan. (1st)
Don Bigham, Randall, Kan. (2nd)
Dean Larson, Ada, Kan. (HM)
- 1960-61** Dean Larson, Ada, Kan. (1st)
Sam McDowell, Smith Center, Kan. (HM)
Norman Utz, Plains, Kan. (HM)
Lyle Wingate, Varner, Kan. (HM)

- 1961-62** Herb Stange, Sterling, Kan. (1st)
John Channell, Goodland, Kan. (1st)
Dean Larson, Ada, Kan. (2nd)
- 1962-63** Tom McKain, Minneapolis, Kan. (HM)
Herb Stange, Sterling, Kan. (1st)
John Channell, Goodland, Kan. (1st)
Sam McDowell, Smith Center, Kan. (2nd)
Jim Bodge, Phillipsburg, Kan. (HM)

- 1963-64** Tom McKain, Minneapolis, Kan. (HM)
Sam McDowell, Smith Center, Kan. (1st)
John Channell, Goodland, Kan. (1st)
Richard Schur, Natoma, Kan. (2nd)
- 1964-65** Cleat Doyel, Rush Springs, Okla. (1st)
Johnnie Locke, Natoma, Kan. (2nd)
Richard Schur, Minneapolis, Kan. (HM)
Jude Gerstner, Hays, Kan. (HM)

- 1965-66** Cleat Doyel, Rush Springs, Okla. (1st)
Johnnie Locke, Natoma, Kan. (2nd)
Bill Strait, Concordia, Kan. (HM)
Fred Andregg, Hoxie, Kan. (1st)
Alan Billinger, Hays, Kan. (2nd)
- 1966-67** Mike Miller, Topeka, Kan. (2nd)
Fred Andregg, Hoxie, Kan. (1st)
Gene Rider, Hays, Kan. (2nd)
Bill Greving, Prairie View, Kan. (2nd)

Rocky Mountain Athletic Conference (RMAC)

- 1968-69** Bill Greving, Prairie View, Kan. (2nd)
- 1969-70** Daryl Stockstill, Geneseo, Kan. (1st)
Leneal Locke, Stockton, Kan. (HM)
- 1970-71** Daryl Stockstill, Geneseo, Kan. (1st)
Dave Okeson, Weskan, Kan. (1st)
- 1971-72** Dave Okeson, Weskan, Kan. (1st)

Great Plains Athletic Conference (GPAC)

- 1972-73** Barton Snow, Denver, Colo. (2nd)
Doug Thurman, Great Bend, Kan. (HM)
- 1973-74** Doug Thurman, Great Bend, Kan. (2nd)
- 1974-75** Ed Schumacher, Hays, Kan. (1st)
- 1975-76** Ed Schumacher, Hays, Kan. (1st)
Barton Snow, Denver, Colo. (1st)

Central States Intercollegiate Conference (CSIC)

- 1976-77** Dave Stoppel, Wilson, Kan. (1st)
Mike Pauls, Buhler, Kan. (HM)
- 1977-78** Mark Wilson, Columbus, Ohio (1st)
Rick Albrecht, Russell, Kan. (HM)
Mike Pauls, Buhler, Kan. (HM)
- 1978-79** Mike Pauls, Buhler, Kan. (1st)
Mark Wilson, Columbus, Ohio (1st)
Rich Rust, Hebron, Ind. (HM)
Eddie Meltz, Yonkers, N.Y. (1st)
Steve Griffin, Hoisington, Kan. (1st)
Max Hamblin, Page, Ariz. (HM)
Lionel Hamer, Lakeview, S.C. (HM)



#DEFENDTHEFORT

- 1980-81** Max Hamblin, Page, Ariz.(1st)
Mark Wilson, Columbus, Ohio(1st)
Cesar Fantauzzi, Arroyo, Puerto Rico(HM)
Bill Giles, Hays, Kan.(HM)
Lionel Hamer, Lakeview, S.C.(HM)
Dino Larry, Poughkeepsie, N.Y.(HM)
- 1981-82** Rege Klitzke, Russell, Kan. (1st)
Roger Casey, Hays, Kan.(HM)
Dave Lambert, Goodland, Kan.(HM)
- 1982-83** Rege Klitzke, Russell, Kan.(1st)
Nate Rollins, Detroit, Mich.(1st)
Reggie Grantham, Ypsilanti, Mich.(HM)
Raymond Lee, Detroit, Mich.(HM)
- 1983-84** Raymond Lee, Detroit, Mich.(1st)
Nate Rollins, Detroit, Mich.(1st)
Edgar Eason, Tuscaloosa, Ala.(HM)
Reggie Grantham, Ypsilanti, Mich.(HM)
Willie Shaw, Shreveport, La.(HM)
- 1984-85** Edgar Eason, Tuscaloosa, Ala.(1st)
Raymond Lee, Detroit, Mich.(1st)
Fred Campbell, Macon, Ga.(HM)
Rod Nealy, Detroit, Mich.(HM)
- 1985-86** Fred Campbell, Macon, Ga.(1st)
Raymond Lee, Detroit, Mich.(1st)
- 1986-87** Mark Harris, Flint, Mich.(1st)
Tyrone Jackson, East St. Louis, Ill. (HM)
Mike Miller, Stockton, Kan.(HM)
- 1987-88** Mark Harris, Flint, Mich.(1st)
Ronnie Thompkins, Jackson, Mich.(1st)
Thomas Hardnett, Sheffield, Ala. (HM)
Brett Buller, Golden, Colo.(1st)
- 1988-89** Steve Blackmon, Milwaukee, Wis.(HM)
Mike Miller, Stockton, Kan.(HM)

- Rocky Mountain Athletic Conference (RMAC)**
- 1990-91** Damian Evans, Chicago, Ill.(1st)
 - 1991-92** Bryant Basemore, W. Memphis, Ark.(1st)
Damian Evans, Chicago, Ill.(1st)
Mark Willey, Abilene, Kan.(2nd)
 - 1992-93** Darrell Hudson, Hammond, Ind.(2nd)
 - 1993-94** Dennis Edwards, Annapolis, Md.(MVP, 1st)
Steven McKelvey, Houston, Texas(2nd)
 - 1994-95** Dennis Edwards, Annapolis, Md.(MVP, 1st)
Alonzo Goldston, Washington, D.C.(2nd)
 - 1995-96** Geoff Eck, Wichita, Kan.(1st)
Alonzo Goldston, Washington, D.C.(1st)
 - 1996-97** Alonzo Goldston, Washington, D.C.(MVP, 1st)
Sherick Simpson, Elgin, Ill. (1st)
 - 2000-01** Tony Thomas, Ringgold, La. (1st)
 - 2005-06** Tyrone Shephard, Seattle, Wash. (MVP, 1st)

- Rocky Mountain Athletic Conference East Division**
- 1996-97** Alonzo Goldston, Washington, D.C. (1st)
Sherick Simpson, Elgin, Ill. (1st)
Anthony Pope, Carthage, Tex. (1st)
 - 1997-98** Chris Danner, Johnston, Iowa (2nd)
Aaron Owens, Philadelphia, Pa. (2nd)
 - 1998-99** Tywan Meadows, Dodge City, Kan. (1st)
Chris Danner, Johnston, Iowa (2nd)
 - 1999-00** Rodney Malloy, Compton, Calif. (1st)
 - 2000-01** Tony Thomas, Ringgold, La. (1st)
Isaac Williamson, Los Angeles, Calif. (2nd)
 - 2001-02** Ike Smith, Bryan, Texas (1st)
Melroy McKelvey, Houston, Texas (2nd)
Jarod Eck, Andale, Kan. (HM)
Aulston Martin, New Orleans, La. (HM)
 - 2002-03** Melroy McKelvey, Houston, Texas (2nd)
Dominique Townes, Charlotte, N.C. (2nd)
Jonathan Raney, Lawrence, Kan. (HM)
Jim Rhodes, Lawrence, Kan. (HM)
 - 2003-04** Dominique Townes, Charlotte, N.C. (2nd)
Justin Best, Edon, Ohio (HM)
Dontaz Dean, Baltimore, Md. (HM)
Terrell Young, West Los Angeles, Calif. (HM)
 - 2004-05** Tyrone Shephard, Seattle, Wash. (2nd)
Marques Woods, Plano, Texas (HM)
Derrick Graham, South Bend, Ind. (HM)
Derrick Turner, Heidelberg, Miss. (HM)
 - 2005-06** Tyrone Shephard, Seattle, Wash. (1st)
Jeremy Atwater, Las Vegas, Nev. (1st)
Derrick Graham, South Bend, Ind. (HM)
Derrick Turner, Heidelberg, Miss. (HM)

- Mid-America Intercollegiate Athletics Association (MIAA)**
- 2006-07** Jeff Pruitt, Beloit, Kan. (2nd)
 - 2007-08** Tyrone Evans, Aurora, Ill. (2nd)
 - 2008-09** Terry Jeffries, Aurora, Ill. (2nd)
Tyrone Evans, Aurora, Ill. (HM)
Tim Peintner, Scott City, Kan. (HM)
 - 2009-10** Dominique Jones, Harlem, N.Y. (1st)
Corbin Kuntzsch, Scott City, Kan. (2nd)
 - 2010-11** Dominique Jones, Harlem, N.Y. (1st)
Dijon Smith, Omaha, Neb. (2nd)
Ken Bowman, Phoenix, Ariz. (HM)
Corbin Kuntzsch, Scott City, Kan. (HM)
 - 2011-12** Matt Simmons, Great Bend, Kan. (2nd)
Karron McKenzie, Staten Island, N.Y. (3rd)
Moses Dayee, Staten Island, N.Y. (3rd)
 - 2012-13** Dwayne Brunson, Queens, N.Y. (1st)
Craig Nicholson, Wichita, Kan. (2nd)
Ben Congiusta, Sydney, Australia (HM)
Lance Russell, Wichita, Kan. (HM)
 - 2013-14** Craig Nicholson, Wichita, Kan. (1st)
Dwayne Brunson, Queens, N.Y. (2nd)
Carson Konrade, Spearville, Kan. (HM)
 - 2014-15** Dom Samac, Zagreb, Croatia (3rd)
Craig Nicholson, Wichita, Kan. (HM)
 - 2015-16** Rob Davis, Detroit, Mich. (1st)
Craig Nicholson, Wichita, Kan. (3rd)
Dom Samac, Zagreb, Croatia (3rd)
 - 2016-17** Rob Davis, Detroit, Mich. (1st)
Hadley Gillum, Plainville, Kan. (HM)
JaQuan Smith, Baltimore, Md. (HM)
Hadley Gillum, Plainville, Kan. (2nd)
 - 2017-18** Brady Werth, Hays, Kan. (1st)
 - 2018-19** Marcus Cooper, Los Angeles, Calif. (HM)
Tyler Kinnamon, McPherson, Kan. (HM)

- DAKTRONICS ALL-REGION**
- 2010-11** Dominique Jones, Harlem, N.Y. (1st, South Central)
 - 2012-13** Dwayne Brunson, Queens, N.Y. (2nd, Central)
 - 2013-14** Craig Nicholson, Wichita, Kan. (1st, Central)
 - 2016-17** Rob Davis, Detroit, Mich. (2nd, Central)

- NABC ALL-DISTRICT**
- 2010-11** Dominique Jones, Harlem, N.Y. (1st, South Central)
 - 2012-13** Dwayne Brunson, Queens, N.Y. (2nd, Central)
 - 2013-14** Craig Nicholson, Wichita, Kan. (1st, Central)
 - 2016-17** Rob Davis, Detroit, Mich. (1st, Central)

- NCAA DIVISION II PLAYER OF THE YEAR**
- 1994-95** Dennis Edwards, Annapolis, Md.
CoSIDA National Player-of-the-Year

- CONFERENCE PLAYER OF THE YEAR**
- Central Intercollegiate Conference**
- 1958-59** Merl Sturd, Newton, Kan.

- Central States Intercollegiate Conference**
- 1982-83** Nate Rollins, Detroit, Mich.

- Rocky Mountain Athletic Conference**
- 1993-94** Dennis Edwards, Annapolis, Md.
 - 1994-95** Dennis Edwards, Annapolis, Md.
 - 1996-97** Alonzo Goldston, Washington, D.C.
 - 2005-06** Tyrone Shephard, Seattle, Wash.

- CONFERENCE DEFENSIVE PLAYER OF THE YEAR**
- Rocky Mountain Athletic Conference**
- 2005-06** Jeremy Atwater, Las Vegas, Nev.

- Mid-America Intercollegiate Athletics Association**
- 2010-11** Dijon Smith, Omaha, Neb. (Co-Player of the Year)
 - 2011-12** Matt Simmons, Great Bend, Kan.

- CONFERENCE FRESHMAN OF THE YEAR**
- Central States Intercollegiate Conference**
- 1982-83** Raymond Lee, Detroit, Mich.

- Mid-America Intercollegiate Athletics Association**
- 2012-13** Craig Nicholson, Wichita, Kan.

- CONFERENCE NEWCOMER OF THE YEAR**
- Central States Intercollegiate Conference**
- 1982-83** Nate Rollins, Detroit, Mich.
 - 1986-87** Mark Harris, Flint, Mich.

- COACH OF THE YEAR**
- NAIA National Coach of the Year**
- 1984-85** Gary Garner

- NCAA Division II National Coach of the Year**
- 1995-96** Gary Garner

- NCAA Division II North Central Region**
- 1995-96** Gary Garner

- Central States Intercollegiate Conference**
- 1982-83** Bill Morse
 - 1983-84** Bill Morse
 - 1984-85** Bill Morse

- Rocky Mountain Athletic Conference**
- 1990-91** Gary Garner
 - 1995-96** Gary Garner
 - 1996-97** Gary Garner
 - 2000-01** Chad Wintz
 - 2005-06** Mark Johnson

- Mid-America Intercollegiate Athletics Association**
- 2009-10** Mark Johnson (Co-Coach of the Year)
 - 2012-13** Mark Johnson

- ADDITIONAL HONORS**
- NCAA Division II**
- 1994-95** Alonzo Goldston,
North Central Regional Tournament, MVP
Dennis Edwards,
North Central Regional Tournament Team
 - 1995-96** Sherick Simpson,
Elite 8 MVP
Alonzo Goldston,
Elite 8 Tournament Team and
North Central Regional Tournament Team
 - 1996-97** Alonzo Goldston,
North Central Regional Tournament MVP
Geoff Eck,
North Central Regional Tournament MVP
 - 1996-97** Alonzo Goldston,
North Central Regional Tournament Team
 - 2012-13** Craig Nicholson,
Division II Bulletin All-Freshman Team

U
F
C
P
O
Rv
M
Rc
H



HISTORY OF LETTERWINNERS

A

Luther Acker, 1979
 James Akins, 1989
 Rick Albrecht, 1976-78
 Tyree Allen, 1985-86
 Eugene Anderson, 1951-54
 Harlow Anderson, 1930
 Jerry Anderson, 1955
 Joe Anderson, 1983-86
 Richard Anderson, 1960-62
 Rollen Anderson, 1956-57
 Fred Andregg, 1965-68
 Marvin Andrews, 1952-55
 Blake Angell, 1992
 Darryl Apel, 1969-71
 Troy Applegate, 1987
 Glenn Archer, 1917-18
 Ralph Archer, 1918
 Tom Ashleman, 1964
 Jeremy Atwater, 2005-06
 Gary Ausburn, 1954

B

Julius Bahl, 1928-31
 Herbert Baker, 1936-37
 Jason Ball, 2010-13
 John Barkley, 1938-39
 Audrey Barnhart, 1923
 Bob Bartkoski, 1969-70
 Bryant Basemore, 1992
 Marvin Bastin, 1926-29
 Doug Befort, 1979
 Marvin Behnke, 1939-41, 1946
 Kevin Benford, 1985
 Dana Benjamin, 1990, 1992
 Justin Best, 2003-04
 Jack Bice, 1919
 Wayne Biehler, 1942-43
 Don Bigham, 1958-60
 Alan Billinger, 1965-67
 Alvin Billinger, 1947-50
 Freddy Bitondo, 2019
 Steve Blackmon, 1989-90
 Jonathan Blake, 2009
 Robert Blazer, 1947-48
 James Bodge, 1961-63
 Ken Bowman, 2010-11
 Hal Brandenburg, 1974-75
 Bruce Brawner, 1986-88
 Bill Bray, 1967-68
 Todd Brewer, 1979
 Austin Brown, 2013
 Ricky Brown, 1963
 Steve Brown, 1982
 Dwayne Brunson, 2013-14
 Matt Buhler, 2012
 Brett Buller, 1987-89
 Richard Burnett, 1947-48
 Joe Butcher, 1955-57
 Joel Butler, 2000-01

C

Al Campbell, 1970-71
 Fred Campbell, 1985-86
 Nick Capiti, 2013, 2015
 Ivan Carrell, 1939-42
 Maurice Carroll, 1990-91
 Jerome Carson, 1991-92
 Damian Carter, 2004
 Farran Carter, 1929-32
 Gary Casey, 1958-59
 Justin Casey, 2008
 Roger Casey, 1981-82
 Robert Casner, 1933
 Bill Chadd, 1951
 Duane Channell, 1959-63
 Joe Chatman, 1990
 Robens Chery, 1999
 David Chittenden, 1919-21
 Melvin Christensen, 1952-55
 Paul Christenson, 1925-28
 Lajuan Christon, 2004
 John Clarke, 2014
 George Clow, 1931
 Donnie Collins, 1997-98
 Ben Congiusta, 2010-11, 13
 Guy Conner, 1949-52
 Glenn Connor, 1948-51
 Glen Cooper, 1952-53
 Marcus Cooper, 2018-19
 Gerard Coops, 1997-98
 Kevin Cox, 1979
 Allen Craft, 1993
 James Crawford, 1942
 Chad Creamer, 1993-96
 Roy Crockett, 1987
 Arden Cronn, 1948-51
 Jason Crosby, 1998
 Ron Crowell, 1972-75
 Rex Curtis, 1948
 Raymond Custer, 1917

D

Chris Danner, 1998-99
 Larry Daugherty, 1958-59, 1961
 Alex Davenport, 2007
 Devin Davis, 2019
 Rob Davis, 2016-17
 Willie Davis, 2000-01
 Donald Dawson, 1949-50
 Gene Dawson, 1957
 Moses Dayee, 2011-12
 Dontaz Dean, 2004
 Steve Dechant, 1978
 Mike Decker, 1983-85
 Jack Denison, 1951-53
 Mike DeWerff, 1982
 Jerry Dixon, 1994-95
 Bill Dougherty, 1950
 Frank Dowdell, 1968-69
 Cleatus Doyel, 1965-66
 Jim Dreiling, 1966
 Sean Dreiling, 2009-12
 Cedric Drewes, 1992-93

E

Edgar Eason, 1984-85
 Martin Eastlack, 1920-21
 Raymond Eaton, 1956-57
 Geoff Eck, 1995-97
 Jarod Eck, 1999, 2001-02
 Mark Eck, 1996-97
 Dennis Edwards, 1994-95
 Bill Ehlers, 1957-59
 Darrell Ehrlich, 1965
 Shawn Emerick, 2008
 Lloyd Englesman, 1947-48
 Kenny Enoch, 2016
 Chad Eshbaugh, 1994
 Damian Evans, 1991-92
 Tyrone Evans, 2008-09

F

Cesar Fantauzzi, 1981
 Dylan Fieldler, 1999-00
 Doug Finch, 1976-78
 James Fleming, 2014-15
 DaMarcus Foster, 2005
 Warren Fox, 1940-41
 Brent Frack, 1972-75
 Ben Frantz, 1951-52
 Roger Furgason, 1945

G

Tomislav Gabric, 2014-15
 Cleve Gardels, 1917
 Melvin Gardner, 1955-56
 Matt Garner, 1993-95
 Wayne Garr, 1980
 Carl Garrett, 1992
 Timothy Garrison, 1999
 Mike Gaskell, 1970-71
 Jack Georgeson, 1967-68
 Brian Gentry, 2005-06
 Jude Gerstner, 1962-65
 Dale Getty, 1958-60
 Bill Giles, 1979-81
 Hadley Gillum, 2015-18
 Charley Gish, 1928-29
 Don Givens, 1965
 Alonzo Goldston, 1995-97
 Mike Goll, 1978
 Rusty Grafel, 2005-07
 Derrick Graham, 2005-06
 Anthony Grant, 2007
 Reggie Grantham, 1983-84
 Orrin Greer, 2010
 Bill Greving, 1968-69
 Ben Grey, 1976
 Ronald Gridley, 1953
 Charlie Griffie, 1968-69
 Steve Griffin, 1980
 Francis Gronewoller, 1967
 Jacob Gross, 1920-21
 Lawrence Gross, 1921
 Paul Gross, 1918-22
 Anthony Guliford, 1994
 Craig Gunderson, 2001-02

Kevin Gwaltney, 1999

H

Chapanez Hale, 1994-95
 Rodrick Hall, 2005
 Cliff Haltom, 1973-74
 Max Hamblin, 1980-81
 Lionel Hamer, 1980-81
 Mike Hammersmith, 1991
 Lance Hammond, 1994-96
 Sydney Hampton, 2003
 Thomas Hardnett, 1986-88
 Keith Harper, 1972-75
 Calvin Harrington, 2018
 Derrick Harris, 1998
 Mark Harris, 1987-88
 Merle Harris, 1959-60
 Nelson Hartman, 1946
 Willie Hassell, 2010
 Adam Hawley, 2001-02
 Warren Haxton, 1941-43
 Granville Hays, 1918
 Kenneth Haywood, 1994-95
 Joe Heidrick, 1999
 Mervin Heitschmidt, 1963
 Chris Henson, 1993
 Maurice Henson, 2005-06
 Ryan Herrman, 2007-10
 Darrell Hinkhouse, 1925-27
 Kenneth Hinkhouse, 1923-25
 Ralph Hinkle, 1936-38
 Jim Hix, 1977-78
 Earl Hobbs, 1951-52
 Walter Hobbs, 1951
 Douglas Holloway, 1955-58
 Toby Holloway, 1977
 Grant Holmes, 2016-19
 Denolus Howard, 2006
 Wayne Howdyshe, 1928-30
 Martyn Howgill, 1969-70
 Darrell Hudson, 1992-93
 Wayne Huff, 2001
 Bill Huntzinger, 1953
 Dave Hurt, 1962-63

I

Rob Igbawua, 2008-09

J

Hobart Jackson, 1927-29, 1931
 Michael Jackson, 2000
 Tyrone Jackson, 1987
 Rufus Jamison, 1935-37
 Julio Jauregui, 2003
 Terry Jeffries, 2008-09
 Allen Jeffus, 1958
 Archie Johnson, 1986
 Bernie Johnson, 1955
 Elmer Johnson, 1937-40
 Eric Johnson, 1993
 James Johnson, 1954-57
 John Johnson, 1981-82
 Justin Johnson, 1993-94

Ray Johnson, 1992-93
 Dominique Jones, 2010-11

K

Clinton Keller, 1940-43
 Jim Keller, 1970-71
 Stuart Keltner, 2004-05
 Anthony Kemper, 2000-01
 Marcus Kemper, 1971-72
 Jeremie Kester, 1995-96
 Don King, 1954
 Neal Kinlund, 1964-65
 Kyler Kinnamon, 2016-19
 Reggie Kirk, 1987-88
 Drew Kite, 2015-17
 Mel Kitts, 1970
 Harry Kleweno, 1927-28
 Rege Klitzke, 1980-83
 Carson Konrade, 2013-14
 Ward Kroeger, 1987
 Ethan Kruse, 1997
 Toby Kuhn, 1991-92
 Corbin Kuntzsch, 2008-11

L

Dave Lambertz, 1981-82
 Howard Lamoreux, 1931-34
 Dino Larry, 1981
 Dean Larson, 1959-62
 Aaron Lashley, 2003
 Arthur Leas, 1936-38
 Mike Leas, 1966
 Ray Lee, 1983-86
 Donald Leuszler, 1949
 Ilan Levy-Meyer, 1991-92
 Dan Lier, 1984-85
 Norman Lietzke, 1931-34
 Roy Lloyd, 1995
 John Locke, 1964-66
 Leneal Locke, 1969-70
 Marlin Locke, 1977-78
 Wayne Loomis, 1938-41
 Adley Lorbeer, 1924
 Earl Lorbeer, 1926-29
 Ernest Lorbeer, 1923-25
 Frank Lovitch, 1967
 William Ludes, 1942-43

M

Barney Macari, 1984-85
 Joe Mahoney, 1928-30
 Rodney Malloy, 2000
 Shaun Manning, 1988
 Rocco Margosian, 1980
 John Markle, 1968-69
 Tom Marks, 1975
 Aulston Martin, 2001-02
 Gerald Maska, 1965
 Rundell Mauge, 2013
 Mike McAtee, 1966-69
 Bill McCollum, 1982
 Omar McDade, 2012
 Sam McDowell, 1961-64



Walter McFerrin, 1924-27
 Arnold McGrath, 1936-38
 Tom McKain, 1962-63
 Karron McKenzie, 2011-12
 Melroy McKevey, 2002-03
 Steven McKevey, 1994-95
 Val McLean, 1974-75
 Lawrence McPherson, 1938-41
 Tywan Meadows, 1999
 Osella Meckel, 1946-47
 Myron Meier, 1954-55
 Eddie Meltz, 1978-80
 Pete Meuli, 1932
 Casey Miles, 2008
 Mike Miller, 1967-68
 Mike Miller, 1986-89
 Troy Minch, 1989-90
 Chester Mitchell, 1936-38
 DeLoyd Mitchell, 1937-38
 Glenn Mitchum, 1948-50
 Bud Moeckel, 1952-55
 Don Moeckel, 1948-50
 Achoki Moikobu, 2014-15
 Kal Molby, 1983
 Wade Moriarty, 1932-34
 Clarence Morris, 1955-57
 Kendrick Morse, 2012
 Ron Morse, 1983-86
 Jeff Moss, 1989-91
 Floyd Motley, 1937-38

N

Rod Neeley, 1985
 Dale Neely, 1936
 Norvall Neve, 1935
 Tyler Newton, 1997-98
 Donald Nichol, 1947-50
 Paul Nicholas, 1940
 Aaron Nicholson, 2017-19
 Craig Nicholson, 2013-16
 B.J. Nunn, 1977
 Isaiah Nunnery, 2018-19
 Tim Nunnery, 1997

O

Dave Okeson, 1971-72
 Colin Olberding, 2006-07
 Danilo Olivino, 2004
 Trey O'Neil, 2016-19
 LeRoy Opdycke, 1920-23
 Harold Opdyke, 1926
 Aaron Owens, 1998
 Loranja Owens, 2006-07

P

Paul Palmer, 1958-59
 Gary Panter, 1956-57
 Carlos Parker, 1999-00
 Mike Pauls, 1976-79
 Carl Paustian, 1947-50
 Tim Peintner, 2007-10
 Sage Penner, 2012
 Gilbert Peters, 2019

Jason Pfeifer, 1999
 Glenn Pfortmiller, 1951
 Don Phillips, 1929
 Larry Phillips, 1963-64
 Jonathan Pickert, 2006
 Robert Piefer, 1953
 Fred Pohlman, 1948
 Anthony Pope, 1996-97
 Jeff Pruitt, 2006-07
 Gilbert Pruynt, 1955

R

Radford Rainey, 1993
 Troy Rampy, 1971-73
 Jonathan Raney, 2002-03
 Lawrence Rarick, 1931-33
 Duane Rauhut, 1970-71
 Tom Rea, 1978
 Lake Reed, 2017
 Marlin Rein, 1956-57
 Norman Reinking, 1946
 David Reupke, 2005
 Jim Rhodes, 1999, 2001-03
 Landis Richardson, 2000
 Gene Rider, 1966, 1968-69
 Albert Riedel, 1946
 Don Riedel, 1983
 Andrew Riegel, 1926
 Geoff Riley, 2001-02
 Keith Riley, 1966
 Wilbur Riley, 1922-25
 Elmer Ringe, 1920-22
 Gary Ritter, 1971-72
 Marion Robbins, 1938-40
 Chris Roberts, 1998
 Charles Robinson, 2008-09
 KC Rodenburg, 2012
 John Rogers, 2007
 Leo Rogers, 1926
 Doug Rohr, 1977-78
 Nate Rollins, 1983-84
 Roscoe Rorabaugh, 1943
 Bill Royer, 1963-65
 Dave Roysse, 1975-76
 Lance Russell, 2012-13
 Brad Rumble, 1974-75
 Bill Rupp, 1951-52, 1955
 Rich Rust, 1978-80

S

Emir Sabic, 2016-17
 Steve Salter, 1967-68
 Dom Samac, 2015-16
 Richard Samuelson, 42-43, 47
 Paul Sandy, 1929-30
 Jay Sawyer, 1991-92
 Lawrence Scheuler, 1922
 Artie Schippers, 1956-57
 Greg Schmidt, 2008-10
 Chad Schnakenberg, 1994
 Abe Schneider, 1922-23
 Ed Schumacher, 1975-76
 Dick Schur, 1964-65

Herman Schwartzkopf, 1933-36
 John Sears, 1960-61
 Herbert Settles, 42-43, 47-48
 Warren Settles, 1940-43, 1947
 Floyd Sexton, 1933-34
 Floris Shade, 1923-24
 Sam Shade, 1919
 Willie Shaw, 1983-84
 Tyrone Shephard, 2005-06
 James Shirley, 1952
 Ryan Shriver, 2003-04
 Fred Simmons, 1948-50
 Matt Simmons, 2011-12
 Weston Simoneau, 1998-00
 Sherick Simpson, 1996-97
 Jake Sims, 2008
 Dean Skaer, 1933-35
 Dale Smith, 1978
 Dijon Smith, 2010-11
 Ike Smith, 2002
 JaQuan Smith, 2017
 Reggie Smith, 1985
 Tyrone Smith, 1999
 Barton Snow, 1972-73, 1975-76
 Larry Soice, 1966
 Ira Spencer, 1917-18
 Robert Spencer, 1918-20
 Kade Spresser, 2015-16
 Alvin Staab, 1936
 Ernie Staab, 1938
 Richard Staab, 1934-37
 Greg Standish, 1972-75
 Herb Stange, 1962-63
 Matt Starkey, 1996-97
 Payton Stephens, 2017-19
 Don Stewart, 1956
 Daryl Stockstill, 1970-71
 Dave Stonebraker, 1961
 Dave Stoppel, 1976-78
 Jake Stoppel, 2014-16
 Gordon Stout, 1964
 Antonio Stovall, 1982
 William Strait, 1965-66
 Gene Stramel, 1942-43
 Matt Stramel, 2007
 Ray Stramel, 1939-42
 Merl Sturd, 1959-60
 Dale Swisher, 1953-55

T

Jared Tadlock, 2014-15
 Ansel Tarrant, 1939
 Curtis Tarrant, 1949-50
 Rod Tatum, 1990-91
 Frank Taylor, 1932
 Sylvester Temaata, 1958
 Tony Thomas, 2000-01
 Ronnie Thompkins, 1988
 Brooke Thompson, 1996
 Carl Thurlow, 1931-33
 Ray Thurlow, 1936-38
 Doug Thurman, 1971-74
 Stanley Tomkins, 1952-53

Dominique Townes, 2003-04
 Billy Townsend, 1960-61
 Austin Trembley, 2001-02
 Swede Trenkle, 1993-94
 Derrick Turner, 2005-06
 LaTravis Turner, 2008
 Earl Tyson, 1996-97

U

Norman Utz, 1960-61

V

Tim Vanda, 1984
 Gary Venhuizen, 1981-82
 Andrew Victoria, 2013-14
 Clyde Vinson, 1941
 Harry Vinson, 1948-49
 Jared Vitztum, 2018-19
 Lynn Voth, 1958

W

Stan Wagler, 1976-77
 Kevin Wagstaff, 2007
 Chase Waldman, 2011-14
 George Walker, 2002-03
 Gilmore Wann, 1919
 Joe Ward, 2002
 Oaklie Washburn, 1918
 Devron Washington, 2009
 Bruce Wasinger, 1972-73
 Mark Watts, 1976-78
 Raymond Welty, 1917
 Rex Welty, 1917
 Marty Wendel, 2013-14
 Gary Werling, 1972
 Brady Werth, 2016-19
 Gus Werth, 1930
 Kenneth Wheat, 1924-27
 Richard White, 1935
 Richard Whitmer, 1959-60
 James Wickizer, 1934-35
 Tom Wikoff, 1980-81
 Robert Wilkens, 1953-54
 Merlin Wilkinson, 1931-32
 Mark Willey, 1989-92
 Anthony Williams, 1987
 Cedric Williams, 1986, 1988
 Royce Williams, 2015
 Steve Williams, 1979
 Antoine Williamson, 1988
 Issac Williamson, 2001
 Jeremy Wilson, 2015
 Keith Wilson, 1963
 KeShawn Wilson, 2018
 Mark Wilson, 1978, 1981
 Tom Wilson, 1983-84
 Lyle Wingate, 1959-61
 Wayne Wingo, 1946
 Ted Wise, 1957
 Tom Withers, 1951
 Michael Wolters, 2004-05
 B.L. Woods, 1926-27
 Marques Woods, 2004-05

John Woodworth, 1971
 Nyjee Wright, 2019
 Scott Wylie, 1930

Y

Markus Yarbrough, 2012
 Josh Young, 1998
 Richard Young, 1956
 Terrell Young, 2004
 Nick Yunk, 1952-55

Z

Ryan Zender, 2002-03
 Robert Ziegler, 1949-52
 Troy Zierke, 1990-91

Note: The year listed is the calendar year the letter was actually awarded, following the conclusion of the season. So, the listing '1994' indicates the 1993-94 season, etc.



FHSU COACHES SEASON BY SEASON

Season	Coach	Won	Lost	Pct
1907-08	Unknown	4	7	.364
1908-09	Unknown	6	1	.857
1909-10	Unknown	7	3	.700
1910-11	Unknown	10	2	.833
1911-12	Unknown	9	2	.818
1912-13	Unknown	5	3	.625
1913-14	Unknown	6	1	.857
1914-15	Unknown	3	5	.375
1915-16	Unknown	2	9	.182
1916-17	W.G. Speer	10	7	.588
1917-18	W.G. Speer	3	4	.429
1918-19	W.G. Speer	10	3	.769
1919-20	A.J. Robertson	5	8	.385
1920-21	George Woodward	6	12	.333
1921-22	George Woodward	3	11	.214
1922-23	George Woodward	5	10	.333
1923-24	Frank Mandeville	5	10	.333
1924-25	Frank Mandeville	10	5	.667
1925-26	Frank Mandeville	8	9	.471
1926-27	Frank Mandeville	7	10	.412
1927-28	Harold Schmidt	3	9	.250
1928-29	Harold Schmidt	5	8	.385
1929-30	Harold Schmidt	4	12	.250
1930-31	Paul B. Gross	9	9	.500
1931-32	Paul B. Gross	14	4	.778
1932-33	Paul B. Gross	8	8	.500
1933-34	Paul B. Gross	10	6	.625
1934-35	Paul B. Gross	9	7	.563
1935-36	Paul B. Gross	15	6	.714
1936-37	Paul B. Gross	14	4	.778
1937-38	Paul B. Gross	12	5	.706
1938-39	Paul B. Gross	6	10	.375
1939-40	Paul B. Gross	11	4	.733
1940-41	Paul B. Gross	9	6	.600
1941-42	Paul B. Gross	9	7	.563
1942-43	Paul B. Gross	14	3	.824
1943-44	Bill Whitaker	11	4	.733
1944-45	No teams due to World War II			
1945-46	Paul B. Gross	9	8	.529
1946-47	Cade Suran	11	8	.579
1947-48	Cade Suran	14	6	.700
1948-49	Cade Suran	16	6	.727
1949-50	Cade Suran	19	8	.704
1950-51	Cade Suran	10	11	.476
1951-52	Cade Suran	18	6	.750
1952-53	Cade Suran	15	7	.682
1953-54	Cade Suran	11	10	.524
1954-55	Cade Suran	16	4	.800
1955-56	Cade Suran	9	12	.429
1956-57	Cade Suran	11	9	.550
1957-58	*Gross/McConnell	6	13	.462
1958-59	Cade Suran	23	4	.852
1959-60	Cade Suran	15	6	.714
1960-61	Cade Suran	11	8	.579
1961-62	Cade Suran	19	4	.826
1962-63	Cade Suran	21	7	.750
1963-64	Cade Suran	10	9	.526
1964-65	Cade Suran	9	13	.409

Season	Coach	Won	Lost	Pct
1965-66	Charles Brehm	11	10	.524
1966-67	Charles Brehm	8	13	.381
1967-68	Charles Brehm	11	11	.500
1968-69	Charles Brehm	9	13	.409
1969-70	Charles Brehm	14	9	.609
1970-71	Charles Brehm	15	11	.577
1971-72	Charles Brehm	13	11	.542
1972-73	Charles Brehm	9	15	.375
1973-74	Charles Brehm	14	9	.609
1974-75	Charles Brehm	12	13	.480
1975-76	Charles Brehm	19	9	.679
1976-77	Charles Brehm	10	17	.370
1977-78	Joe Rosado	11	18	.379
1978-79	Joe Rosado	16	17	.485
1979-80	Joe Rosado	17	16	.515
1980-81	Joe Rosado	30	4	.882
1981-82	Rob Garrett	9	21	.300
1982-83	Bill Morse	32	4	.889
1983-84	Bill Morse	35	2	.946
1984-85	Bill Morse	35	3	.921
1985-86	Bill Morse	25	9	.735
1986-87	Bill Morse	23	9	.719
1987-88	Bill Morse	28	5	.848
1988-89	Bill Morse	21	9	.700
1989-90	Bill Morse	18	12	.600
1990-91	Bill Morse	18	12	.600
1991-92	Gary Garner	18	10	.643
1992-93	Gary Garner	12	16	.428
1993-94	Gary Garner	21	9	.700
1994-95	Gary Garner	24	7	.774
1995-96	Gary Garner	34	0	1.000
1996-97	Gary Garner	29	2	.935
1997-98	Chad Wintz	22	7	.759
1998-99	Chad Wintz	14	13	.519
1999-00	Chad Wintz	18	9	.667
2000-01	Chad Wintz	23	6	.793
2001-02	Mark Johnson	21	7	.750
2002-03	Mark Johnson	23	8	.742
2003-04	Mark Johnson	17	11	.607
2004-05	Mark Johnson	18	10	.643
2005-06	Mark Johnson	27	4	.871
2006-07	Mark Johnson	13	15	.464
2007-08	Mark Johnson	19	11	.633
2008-09	Mark Johnson	20	9	.690
2009-10	Mark Johnson	23	7	.767
2010-11	Mark Johnson	26	7	.788
2011-12	Mark Johnson	19	9	.679
2012-13	Mark Johnson	20	8	.714
2013-14	Mark Johnson	22	8	.733
2014-15	Mark Johnson	16	13	.552
2015-16	Mark Johnson	20	11	.645
2016-17	Mark Johnson	18	11	.621
2017-18	Mark Johnson	19	12	.613
2018-19	Mark Johnson	18	11	.621
Totals	109 Years	1597	926	.633

* - Suran on leave of absence; coaching duties shared by Paul B. Gross and Wayne J. McConnell.



#DEFENDTHEFORT

WINS				
Years	Coach (Seasons)	Wins	Loss	Pct
2001-19	Mark Johnson (18)	359	172	.676
1946-65	Cade Suran (18)	257	138	.651
1982-91	Bill Morse (9)	235	65	.783
1930-46	Paul B. Gross (15)	155	100	.608
1965-77	Charles Brehm (12)	145	141	.507
1991-97	Gary Garner (6)	138	44	.758
1997-01	Chad Wintz (4)	77	35	.688
1977-81	Joe Rosado (4)	74	55	.574
1923-27	Frank Mandeville (4)	30	34	.469
1916-19	W.G. Speer (3)	23	14	.622
1920-23	George Woodward (3)	14	33	.298
1927-30	Harold Schmidt (3)	12	29	.293
1943-44	Bill Whitaker (1)	11	4	.733
1981-82	Rob Garrett (1)	9	21	.300
1919-20	A.J. Robertson (1)	5	8	.385

WINNING PERCENTAGE				
Years	Coach (Seasons)	Wins	Loss	Pct
2001-19	Mark Johnson (18)	359	172	.676
1946-65	Cade Suran (18)	257	138	.651
1916-19	W.G. Speer (3)	23	14	.622
1930-46	Paul B. Gross (15)	155	100	.608
1977-81	Joe Rosado (4)	74	55	.574
1965-77	Charles Brehm (12)	145	141	.507
1923-27	Frank Mandeville (4)	30	34	.469
1919-20	A.J. Robertson (1)	5	8	.385
1981-82	Rob Garrett (1)	9	21	.300
1920-23	George Woodward (3)	14	33	.298
1927-30	Harold Schmidt (3)	12	29	.293

20-WIN SEASONS		
Years	Coach	Record
1958-59	Cade Suran	23-4
1962-63	Cade Suran	21-7
1980-81	Joe Rosado	30-4
1982-83	Bill Morse	32-4
1983-84	Bill Morse	35-2
1984-85	Bill Morse	35-3
1985-86	Bill Morse	25-9
1986-87	Bill Morse	23-9
1987-88	Bill Morse	28-5
1988-89	Bill Morse	21-9
1993-94	Gary Garner	21-9
1994-95	Gary Garner	24-7
1995-96	Gary Garner	34-0
1996-97	Gary Garner	29-2
1997-98	Chad Wintz	22-7
2000-01	Chad Wintz	23-6
2001-02	Mark Johnson	21-7
2002-03	Mark Johnson	23-8
2005-06	Mark Johnson	27-4
2008-09	Mark Johnson	20-9
2009-10	Mark Johnson	23-7
2010-11	Mark Johnson	26-7
2012-13	Mark Johnson	20-8
2013-14	Mark Johnson	22-8
2015-16	Mark Johnson	20-11

CONFERENCE CHAMPIONSHIPS BY COACH

Paul B. Gross

1937, 1940

Cade Suran

1950, 1959, 1962, 1963

Charles Brehm

1971

Bill Morse

1983, 1984, 1985

Gary Garner

1992, 1994*, 1995*, 1996^, 1997^

Mark Johnson

2006, 2011*, 2013

*Notes Conference Tournament Championship
^ Won Regular Season & Conference Tournament

20 CONFERENCE CHAMPIONSHIPS

Conference Championship History

Central Intercollegiate Conference

1936-37 (Co-Champion): 14-4 Overall, 8-4 CIC
1939-40 (Co-Champion): 11-4 Overall, 6-4 CIC
1949-50: 19-8 Overall, 10-2 CIC
1958-59: 23-4 Overall, 9-1 CIC
1961-62: 19-4 Overall, 8-2 CIC
1962-63 (Co-Champion): 21-7 Overall, 7-3 CIC

Rocky Mountain Athletic Conference-Plains Division

1970-71: 15-11 Overall, 8-4 RMAC

Central States Intercollegiate Conference

1982-83: 32-4 Overall, 14-0 CSIC
1983-84: 35-2 Overall, 13-1 CSIC
1984-85: 35-3 Overall, 13-1 CSIC

Rocky Mountain Athletic Conference

1991-92: 18-10, 10-2 RMAC
1995-96: 34-0 Overall, 16-0 RMAC
1996-97: 29-2 Overall, 18-1 RMAC
2005-06: 27-4 Overall, 18-1 RMAC

Mid-America Intercollegiate Athletic Conference

2012-13 (Co-Champion): 20-8, 13-5 MIAA

RMAC Shootout Champions

1994, 1995, 1996, 1997

MIAA Tournament Champions

2011

15 Conference Regular Season Championships
5 Conference Tournament Championships

CENTRAL INTERCOLLEGIATE CONFERENCE

6

1937, 1940, 1950,
1959, 1962, 1963

ROCKY MOUNTAIN ATHLETIC CONFERENCE

9

1971, 1992, 1994*, 1995*,
1996^, 1997^, 2006

CENTRAL STATES INTERCOLLEGIATE CONFERENCE

3

1983, 1984, 1985

MID-AMERICA INTERCOLLEGIATE ATHLETICS ASSOCIATION


2

2011*, 2013

U
F
C
P
O
Rv
M
Rc
H



1983-84 NAIA NATIONAL CHAMPIONS



1983-84 Tigers: (Front Row) Head Coach Bill Morse, Asst. Coach Mike King, Joe Anderson, Willie Shaw, Nate Rollins, Dan Lier, Tom Wilson, Tim Vanda, Asst. Coach Greg Lackey (Back Row) Head Trainer Brad Brown, Reggie Grantham, Mike Decker, Edgar Eason, Barney Macari, Ron Morse, Raymond Lee, Manager Mike Heshner.

Game-By-Game Results

Benedictine College	W 93-54
Bethel College	W 109-54
Doane College	W 86-65
at Marymount College	W 96-61
at Doane College	W 79-67
Kearney State	W 82-78
Bethany College	W 104-64
Tabor College	W 93-67
at University of Arizona	L 64-81
at Kansas Newman	W 81-61
at Emporia State	W 71-58
at Washburn University	W 86-79
Oklahoma Panhandle State	W 105-88
Pittsburg State	W 97-64
Missouri Southern	W 61-52
at Oklahoma Panhandle State	W 96-90
Wayne State (Neb.)	W 86-69
Missouri Western	W 67-61
Kansas Newman	W 73-48
at Missouri Southern	W 57-55
at Pittsburg State	W 86-61
at Benedictine College	W 74-56
Washburn University	W 75-60
Emporia State	L 61-62
at Wayne State (Neb.)	W 64-56
at Missouri Western	W 67-65
at Kearney State	W 89-66
Marymount College	W 73-63
St. Mary of the Plains	W 83-44
Friends University	W 79-63
Emporia State	W 74-67
Washburn University	W 71-60
vs. Taylor University (Ind.)*	W 70-47
vs. Central Wesleyan (S.C.)*	W 76-68
vs. Waynesburg (Pa.)*	W 87-55
vs. Chicago State*	W 86-84(ot)
vs. Wisconsin-Stevens Point!	W 48-46(ot)

*NAIA National Tournament Game
!NAIA Championship Game

National Tournament Results

First Round: FHSU 70, Taylor (Ind.) 47
Second Round: FHSU 79, Central Wesleyan (S.C.) 68
Quarterfinal: FHSU 87, Waynesburg (Pa.) 55
Semifinal: FHSU 86, Chicago State 84 (OT)

NAIA Championship Game

FHSU 48, Wisconsin-Stevens Point 46 (OT)

35-2 OVERALL

CHAMPIONSHIP SEASON RECAP

Fort Hays State won two-consecutive overtime thrillers on its way to its first-ever national title in men's basketball in 1983-84. After cruising in their first three games of the national tournament, Fort Hays State went to overtime in the semifinals against Chicago State. FHSU luckily had the last possession of the extra period and Joe Anderson buried a jumper on the baseline at the buzzer to lift the Tigers by two.

In the championship game, both Fort Hays State and Wisconsin-Stevens Point shot over 50 percent from the field in a very slow possession style of game. With one minute remaining in overtime, Edgar Eason buried a 15-footer to put FHSU up 48-46. Wisconsin-Stevens Point had the last shot of the game, but future NBA player and NAIA National Player of the Year Terry Porter missed a jumper with five seconds remaining to give Fort Hays State the crown at Kemper Arena in Kansas City.

The Tigers suffered only two losses during the regular season, one at NCAA Division I University of Arizona and the other to in-state rival Emporia State at home. Fort Hays State cruised to the Central States Intercollegiate Conference crown with a record of 13-1 in conference play, four games clear of the second-place finishers. The Tigers defeated Washburn in the District 10 Championship by 11 points to reach the national tournament.

The Tigers were led in 1983-84 by All-America First Team selection Nate Rollins, who averaged 17.9 points and 7.9 rebounds per game, while shooting 62.1 percent from the field. Becoming eligible second semester after transferring from Southern Mississippi was Edgar Eason, who would finish the season as the second-leading scorer on the team at 13.4 points per game. He also added 5.3 rebounds per game. Willie Shaw, the team's second-leading rebounder at 6.6 per game, chipped in 10.3 points per game. Raymond Lee, who would go on to become Fort Hays State's all-time assist leader in four years played, averaged 10.3 points and 6.2 assists per game. Reggie Grantham also averaged double figures in scoring at 10.1 points per game.

Head coach Bill Morse was named the Central States Intercollegiate Conference Coach of the Year for the second-straight season. It marked the second-straight year the Tigers finished in the top three in the nation after claiming third place in the national tournament in 1982-83.

BACK-TO-BACK CHAMPIONSHIPS



1984-85 NAIA NATIONAL CHAMPIONS

#DEFENDTHEFORT



Game-By-Game Results

Benedictine College	W 93-54
at Bethany College	W 113-70
at Doane College	W 68-64
Oklahoma Panhandle State	W 110-80
Langston University	W 98-82
Doane College	W 104-77
Marymount College	L 66-67
at Kearney State	W 71-70
at Drury College	W 70-64
vs Alaska-Anchorage	W 84-67
vs Chaminade	W 82-77
Jarvis Christian	W 115-73
Benedictine	W 68-53
at College of Santa Fe	L 63-66
at Oklahoma Panhandle State	W 105-67
Missouri Southern	W 72-58
Pittsburg State	W 59-44
at Kansas Newman	W 67-56
at Missouri Western	W 72-70
at Wayne State (Neb.)	W 64-50
Kansas Newman	W 86-70
Emporia State	W 109-85
Washburn University	L 63-78
Kearney State	W 89-71
Wayne State (Neb.)	W 97-78
Missouri Western	W 82-65
at Pittsburg State	W 57-56
at Missouri Southern	W 71-64
at Marymount College	W 74-73
at Washburn University	W 84-80(ot)
at Emporia State	W 91-70
Kansas Wesleyan	W 85-63
Marymount College	W 84-64
Washburn University	W 73-54
vs Rocky Mountain*	W 80-67
vs David Lipscomb*	W 55-48
vs Athens State*	W 67-63
vs Central Washington*	W 65-64
vs Wayland Baptist!	W 82-80(ot)

1985-86 Tigers: (Front Row) Head Coach Bill Morse, Asst. Coach Mike King, Tyree Allen, Dan Lier, Fred Campbell, Kevin Benford, Rod Nealy, Barney Macari, Asst. Coach Greg Lackey (Back Row) Head Trainer Brad Brown, Reggie Smith, Raymond Lee, Joe Anderson, Mike Decker, Ron Morse, Manager Mike Heshner.

*NAIA National Tournament Game
!NAIA Championship Game

National Tournament Results

First Round: FHSU 80, Rocky Mountain 67
Second Round: FHSU 55, David Lipscomb 48
Quarterfinal: FHSU 67, Athens State 63
Semifinal: FHSU 65, Central Washington 64

NAIA Championship Game

FHSU 82, Wayland Baptist 80 (OT)

35-3 OVERALL

CHAMPIONSHIP SEASON RECAP

Fort Hays State won its second-consecutive NAIA National Championship in 1984-85, similar to its first in that it won by two points in overtime in the championship game. Coach Bill Morse's son, Ron Morse, provided the winning shot in overtime to deliver the Tigers to victory over Wayland Baptist, despite only averaging 3.2 points per game for the season. The Tigers had a flare for the dramatic for the second straight year, as they nearly did not reach the championship game. A Fred Campbell off-balance bank shot at the buzzer against Central Washington lifted the Tigers by one point in the semifinals.

The Tigers dropped only three games in the regular season, two that were decided by three points or less. Marymount College defeated the Tigers by one, College of Santa Fe defeated the Tigers by three, and Washburn handed the Tigers their biggest loss of the season by 15 in Hays. The Tigers would get their revenge on Washburn in the District 10 Championship Game, winning 73-54 to reach the national tournament.

The Tigers were led in 1984-85 by All-America First Team selection Edgar Eason, who averaged 19.6 points and 5.7 rebounds per game, while shooting 53.6 percent from the field and 80.2 percent at the free-throw line. Eason was the MVP of the NAIA Championship. Ranking second on the team in scoring was Fred Campbell, who averaged 14.5 points and 7.0 rebounds per game. At center, Ed Nealy added 14.3 points and a team-best 7.4 rebounds per game and 62.8 percent field goal percentage. Point guard Raymond Lee averaged 10.8 points and 5.7 assists per game.

Head coach Bill Morse was named the Central States Intercollegiate Conference Coach of the Year for the third-consecutive year. He was also named the NAIA National Coach of the Year. It marked the third-straight year the Tigers finished in the top three in the nation after claiming third place in 1982-83 and their first national championship in 1983-84. After three seasons coaching the Tigers, Morse had an overall mark of 102-9. He went on to coach nine seasons at Fort Hays State, finishing with a record of 235-65, the highest win percentage (.783) of any coach in Fort Hays State history.

BACK-TO-BACK CHAMPIONSHIPS

U
F
C
P
O
Rv
M
Rc
H



1995-96 NCAA DIVISION II NATIONAL CHAMPIONS



1996 NCAA- II
Basketball Champions

1995-96 Tigers: (Front Row) Mark Eck, Lance Hammond, Geoff Eck, Chad Creamer, Earl Tyson (Back Row) Student Asst. Greg Hackerott, Asst. Coach Phil Cook, Anthony Pope, Matt Starkey, Alonzo Goldston, Jeremie Kester, Sherick Simpson, Brooke Thompson, Head Coach Gary Garner, Asst. Coach Swede Trenkle, Manager Doug Bigge.

Game-By-Game Results

Benedictine College	W 93-54
Oklahoma Science & Arts	W 107-81
Pittsburg State	W 94-74
Ottawa University	W 107-70
at Washburn University	W 91-74
Friends University	W 92-67
Fort Lewis	W 122-86
Adams State	W 109-80
Emporia State	W 102-79
at Colorado School of Mines	W 80-61
at Chadron State	W 93-86
at Emporia State	W 78-48
Hastings College	W 105-63
Western State	W 94-83
Mesa State	W 80-57
at Nebraska-Kearney	W 82-79
New Mexico Highlands	W 78-50
at Fort Lewis	W 89-75
at Adams State	W 81-71
Nebraska-Kearney	W 97-84
Colorado School of Mines	W 86-69
Chadron State	W 98-61
Kansas Wesleyan	W 114-71
McPherson College	W 104-71
at New Mexico Highlands	W 88-68
at Western State	W 99-59
at Mesa State	W 69-62
Fort Lewis	W 112-72
vs. Colorado School of Mines	W 81-61
vs. Nebraska-Kearney	W 85-79
Regis University*	W 97-69
South Dakota State*	W 99-90
vs. North Alabama#	W 71-68
vs. California (Pa.)#	W 76-56
vs. Northern Kentucky!	W 70-63

*NCAA II North Central Regional
#NCAA II Elite 8
!NCAA II National Championship

2019-20 FORT HAYS STATE MEN'S BASKETBALL

UNDEFEATED 34-0

ONE OF ONLY FIVE TEAMS IN DIVISION II HISTORY TO GO UNDEFEATED





THE ROAD TO PERFECTION

#DEFENDTHEFORT

With the loss of four starters from the 1994-95 team that reached the North Central Regional Final, Tiger head coach Gary Garner had many questions to answer about the 1995-96 season. Gone was NCAA Division II CoSIDA Player of the Year and two-time Rocky Mountain Athletic Conference Player of the Year Dennis Edwards. Also lost were starters Steven McKelvey, Kenneth Haywood, and Chapanez Hale.

Senior Geoff Eck returned as the team's leader along with junior Alonzo Goldston, a big threat in the post. Senior Chad Creamer, a part-time starter throughout his career at FHSU, was a steadying influence at point guard and sophomore transfer Earl Tyson gave the Tigers depth at the position. Several newcomers needed to step up for the Tigers to be successful. Leading the group were junior transfers Sherick Simpson and Anthony Pope. Mark Eck, a junior transfer, filled his brother's role from the previous year as the team's sixth man. Also providing depth in the post was junior Jeremie Kester, entering his second year with FHSU. Matt Starkey, Brooke Thompson, and Lance Hammond rounded out the 11-man roster.

Fort Hays State opened the season with three home wins by an average victory margin of 28 points per game. The first road test of the season was against rival Washburn. Under Coach Garner, the Tigers had not beaten the Ichabods in six previous meetings, but the Tigers snapped the losing string and came away with a 91-74 victory driven by 32 points from Sherick Simpson.

December saw the start of the Rocky Mountain Athletic Conference schedule. The Tigers got two wins at home and two on the road which surrounded a win over non-conference state rival Emporia State. The Tigers improved to 10-0 and debuted in the NCAA Division II top 20 at No. 8. The first semester ended with a sweep of the season series against Emporia State, a 30-point win in Hays. The Tigers followed that with three straight wins at home, which included a non-conference win over Hastings College and a pair of conference wins over Western State and Mesa State.

Fort Hays State climbed to No. 6 in the national rankings on January 9, but had No. 10 ranked Nebraska-Kearney on the road as its next opponent. In front of a jam-packed Health and Sports Center in Kearney, Chad Creamer hit a three-point shot in the corner assisted by Sherick Simpson with 8.3 seconds remaining to give the Tigers an 82-79 win. Head coach Gary Garner reached the 200-win milestone in his coaching career and the Tigers vaulted to No. 2 in the nation in the January 16 poll.

Fort Hays State blasted through six more conference opponents, moving to 21-0, and reached the No. 1 ranking in the poll on February 13. A loss by Virginia Union gave FHSU its first-ever No. 1 ranking in the NCAA poll. With a pair of non-conference wins over NAIA programs Kansas Wesleyan and McPherson College, the Tigers set a new school record for best start, moving to 23-0 after the 1980-81 team started 22-0. The Tigers also hit 19 three-point field goals against McPherson to set a new single-game team record. Senior Geoff Eck had nine of those, setting a new individual game record at FHSU.

With three conference road games remaining, the next goal was to become the first team in Rocky Mountain Athletic Conference history to go undefeated in conference play. The Tigers cruised through their first two opponents, New Mexico Highlands and Western State, before running into a tough game at Mesa State. Down seven points at halftime, the Tigers made a second half comeback and outscored the Mavericks 7-0 over the final 2:14 of the game to win 69-62 and post a perfect mark of 16-0 in the RMAC.

The Tigers entered postseason play at 26-0, earning the No. 1 seed in the RMAC Tournament. FHSU posted a 30-point win over Fort Lewis and a 20-point win over Colorado Mines to reach the final, facing Nebraska-Kearney for a third time. Nebraska-Kearney held an 11-point lead in the first half, but FHSU cut it to seven by halftime. The Tigers overtook the Lopers midway through the second half and never trailed again in an 85-79 win for the tournament title. Alonzo Goldston earned tournament MVP honors with 32 points, 16 rebounds, and four blocked shots in the championship game. Geoff Eck was also named all-tournament. Garner was named RMAC Coach of the Year, and both Goldston and Eck were named to the All-RMAC First Team. Chad Creamer and Sherick Simpson earned honorable mention all-conference nods.

Fort Hays State was selected as a No. 1 seed in the NCAA Tournament and host of the North Central Regional at Gross Memorial Coliseum. Regis and Nebraska-Kearney played for the right to meet FHSU, which received a first-round bye into the semifinals. FHSU avoided playing the Nebraska-Kearney for a fourth time as Regis won by three. The Tigers dominated Regis 97-69 and moved on to the regional final for the second-straight year. The Tigers took on No. 2 seed South Dakota State in the final. SDSU led by three late, but FHSU mounted a comeback and earned its first-ever trip to the Elite Eight, winning 99-90. Three Tigers were named to the all-region team, which included Alonzo Goldston, Sherick Simpson, and Geoff Eck. Eck tied his career high with 31 points in the regional final and was named the tournament's most outstanding player.

Entering the Elite Eight in Louisville, Kentucky at 31-0, three games stood between Fort Hays State and perfection. The Tigers matched up with North Alabama in the national quarterfinals and the Tigers pulled out a nailbiter. Down 68-67, Sherick Simpson was fouled and made both free-throws for a one-point lead. With six seconds remaining, Alonzo Goldston blocked two consecutive shots to preserve the lead and proved the difference with 31 points and 18 rebounds in a 71-68 win.

In the semifinal, FHSU faced 14th-ranked California (Pa.) and dominated the second half with tough defense in a 20-point win, advancing to the national championship game. Geoff Eck led the way with 19 points, while Pope, Simpson, and Goldston all reached double figures.

Northern Kentucky, ranked No. 19 in the nation, emerged from the other side of the Elite Eight draw. Northern Kentucky knocked off No. 6 ranked Cal State-Bakersfield by one point in the quarterfinals and No. 2 ranked Virginia Union by two points in the semifinals. The Tigers were up to the challenge from NKU, holding the Norse to just 29 percent shooting in the title game. With under 13 minutes to play, the Tigers broke a tie with four straight points and never trailed the rest of the way, winning 70-63. Simpson and Pope led the way for FHSU with 24 and 19 points respectively. Goldston scored in double figures for his 44th consecutive game. Simpson was named the Elite Eight's Most Outstanding Player and Goldston was named to the all-tournament team. Pope hit six three-point field goals in the game, setting a new championship game record for three-point field goals made.

Fort Hays State's perfect 34-0 record established a new NCAA Division II mark for most wins by an undefeated national championship team. Garner was named the Coach of the Year by the National Association of Basketball Coaches. He was also tabbed as the Coach of the Year by Division II Bulletin.

National Tournament Results

Regional Semifinal: FHSU 97, Regis 69

Regional Final: FHSU 99, South Dakota State 90

National Quarterfinals: FHSU 71, North Alabama 68

Naitonal Semifinals: FHSU 76, California (Pa.) 56

NCAA Championship Game

FHSU 70, Northern Kentucky 63

U
F
C
P
O
Rv
M
Rc
H



NAIA ALL-AMERICANS

2019-20 FORT HAYS STATE MEN'S BASKETBALL




MERL STURD
Newton, Kan.

1958-59 AP Little
Honorable Mention



GARY CASEY
Hutchinson, Kan.

1958-59 AP Little
Honorable Mention



HERB STANGE
Sterling, Kan.

1961-62 NAIA
Honorable Mention


1962-63 NAIA
Honorable Mention



JOHN CHANNELL
Goodland, Kan.

1961-62 NAIA
Honorable Mention

1962-63 NAIA
Honorable Mention



SAM McDOWELL
Smith Center, Kan.

1963-64 NAIA
Second Team



CLEAT DOYEL
Rush Springs, Okla.

1964-65 NAIA
Honorable Mention

1965-66 NAIA
Honorable Mention



BILL GREVING
Prairie View, Kan.


1968-69 NAIA
Honorable Mention



DARYL STOCKSTILL
Geneseo, Kan.

1969-70 NAIA
Honorable Mention


1970-71 NAIA
Honorable Mention



DAVE OKESON
Weskan, Kan.

1969-70 NAIA
Honorable Mention

1970-71 NAIA
Honorable Mention




ED SCHUMACHER
Hays, Kan.

1974-75 NAIA
Honorable Mention




BARTON SNOW
Denver, Colo.

1975-76 NAIA
Honorable Mention



MIKE PAULS
Buhler, Kan.

1978-79 NAIA
Honorable Mention



MARK WILSON
Columbus, Ohio


1980-81 NAIA
Honorable Mention



NATE ROLLINS
Detroit, Mich.

1982-83 NAIA
Third Team


1983-84 NAIA
First Team



RAYMOND LEE
Detroit, Mich.


1983-84 NAIA
Second Team

1985-86 NAIA
Third Team



EDGAR EASON
Tuscaloosa, Ala.

1984-85 NAIA
First Team



FRED CAMPBELL
Macon, Ga.


1985-86 NAIA
Second Team



MARK HARRIS
Flint, Mich.


1986-87 NAIA
Honorable Mention

1987-88 NAIA
Second Team



RONNIE THOMPKINS
Jackson, Miss.

1987-88 NAIA
Honorable Mention



DAMIAN EVANS
Chicago, Ill.

1990-91 NAIA
Honorable Mention

20


NAIA ALL-AMERICANS



7


NCAA DIVISION II ALL-AMERICANS

#DEFENDTHEFORT




DENNIS EDWARDS
Annapolis, Md.

1993-94 NABC Second Team
1993-94 Basketball Gazette Third Team
1993-94 RMAC Player of the Year
1994-95 NABC First Team
1994-95 Division II Bulletin Second Team
1994-95 CoSIDA National Player of the Year
1994-95 RMAC Player of the Year



ALONZO GOLDSTON
Washington, D.C.

1995-96 NABC First Team
1995-96 CoSIDA First Team
1996-97 NABC First Team
1996-97 Division II Bulletin First Team
1996-97 RMAC Player of the Year




SHERICK SIMPSON
Elgin, Ill.

1996-97 NABC First Team



TYRONE SHEPHARD
Seattle, Wash.

2005-06 Division II Bulletin Third Team
2005-06 RMAC Player of the Year



DOMINIQUE JONES
Harlem, N.Y.

2010-11 State Farm/NABC



CRAIG NICHOLSON
Wichita, Kan.


2013-14 Division II Bulletin Honorable Mention



ROB DAVIS
Detroit, Mich.

2016-17 Division II Bulletin Honorable Mention

ALL-AMERICANS COACHED BY MARK JOHNSON



TYRONE SHEPHARD

Tyrone Shephard was an All-America Third Team selection as a senior by Division II Bulletin in 2005-06. He helped the Tigers reach the No. 1 ranking in the nation that year, averaging 13.8 points per game. The Tigers finished 27-4 that year, making the semifinals of the North Central Regional in the NCAA Tournament. He was also the RMAC Player of the Year that season.



DOMINIQUE JONES

Dominique Jones was a State Farm/NABC All-America selection as a senior in 2010-11, one of just 16 players nationally selected to the team. He helped the Tigers to a No. 3 national ranking, the MIAA Tournament Championship, and semifinals of the South Central Regional of the NCAA Tournament. Jones averaged 17.9 points and 6.3 assists per game that season.



CRAIG NICHOLSON

Craig Nicholson was selected All-America Honorable Mention by Division II Bulletin as a sophomore in 2013-14. He averaged 17.2 points and 7.4 assists per game, setting a new school record for assists per game in a season. He also set a new school record for free-throws made in a season with 190. He helped the Tigers to an appearance in the Central Regional of the NCAA Tournament.



ROB DAVIS

Rob Davis earned All-America Honorable Mention honors from Division II Bulletin as a senior in 2016-17. He averaged 21.4 points per game that season, the highest average by a player in Mark Johnson's tenure as head coach of the Tigers. Davis scored at least 30 points in a game eight times in 2016-17. With 1,140 points, Davis averaged 19.0 points per game in his two-year career at FHSU, ranking him fifth in career scoring average at FHSU.

U
F
C
P
O
Rv
M
Rc
H



FORT HAYS STATE TRADITION

3

NATIONAL CHAMPIONSHIPS

NAIA: 1984, 1985
NCAA DIVISION II: 1996

TOP 25

WINNINGEST PROGRAMS IN NCAA DIVISION II

13

NCAA TOURNAMENT APPEARANCES

1994, 1995, 1996, 1997, 1998, 2001, 2003, 2006, 2008, 2010, 2011, 2014, 2016

27

ALL-AMERICANS

1,597

WINS ALL-TIME

ONE OF ONLY 11 PROGRAMS IN NCAA DIVISION II WITH 1,500 OR MORE WINS ALL-TIME

574

WINS SINCE JOINING NCAA DIVISION II

FHSU HAS A WIN PERCENTAGE OF .696 SINCE JOINING NCAA DIVISION II IN 1991-92

2019-20 FORT HAYS STATE MEN'S BASKETBALL

FORT HAYS STATE ALL-TIME IN THE NCAA TOURNAMENT

NCAA II Elite Eight

NCAA National Quarterfinals

1995-96 ! North Alabama W 71-68

NCAA National Semifinals

1995-96 ! California (Pa.) W 76-56

NCAA National Championship

1995-96 ! Northern Kentucky W 70-63

NCAA II Regional Tournaments

Opening Round

1993-94	@ North Dakota	L 80-87
1997-98	% Metro State	L 61-69
2000-01	^ SW Minnesota State	L 63-82
2002-03	* South Dakota State	L 78-84
2005-06	& St. Cloud State	W 69-54
2007-08	\$ Central Oklahoma	L 64-65
2009-10	+ Central Oklahoma	W 80-64
2010-11	~ West Texas A&M	W 75-49
2013-14	? Missouri Southern	L 69-80
2015-16	X Nebraska-Kearney	L 67-79

Regional Semifinals

1994-95	# North Dakota State	W 73-63
1995-96	# Regis University	W 97-69
1996-97	% North Dakota State	W 82-78
2005-06	& Northern State (S.D.)	L 58-60
2009-10	+ Central Missouri	L 73-80
2010-11	~ Central Oklahoma	L 69-81

Regional Finals

1994-95	# Morningside	L 82-85
1995-96	# South Dakota State	W 99-90
1996-97	% South Dakota State	L 74-86

All-Time NCAA Tournament W/L Records

Overall	10-12
Home	3-1
Away	0-4
Neutral	7-7
Regional (All Rounds)	7-12
Regional Opening Round	3-7
Regional Semifinals	3-3
Regional Finals	1-2
Elite Eight (All Rounds)	3-0
National Quarterfinals	1-0
National Semifinals	1-0
National Championship	1-0
California (Pa.)	1-0
Central Missouri	0-1
Central Oklahoma	1-2
Nebraska-Kearney	0-1
North Alabama	1-0
North Dakota	0-1
Northern Kentucky	1-0
Metro State	0-1
Missouri Southern	0-1
Morningside	0-1
North Dakota State	2-0
Northern State (S.D.)	0-1
Regis University	1-0
St. Cloud State	1-0
South Dakota State	1-2
SW Minnesota State	0-1
West Texas A&M	1-0

Codes

- % - Brookings, S.D.
- ~ - Edmond, Okla.
- @ - Grand Forks, N.D.
- # - Hays, Kan.
- * - Kearney, Neb.
- ! - Louisville, Ky.
- ? - Mankato, Minn.
- ^ - St. Cloud, Minn.
- \$ - Stephenville, Texas
- + - Wichita Falls, Texas
- & - Winona, Minn.
- X - Sioux Falls, S.D.



TIGERS WEEK-BY-WEEK IN THE NABC DIVISION II COACHES POLL

Season	PS	1	2	3	4	5	6	7	8	9	10	11	12	13	14	15	Final	Dates
1993-94	-	-	-	-	20	-	-	-	-	-	-	-	-	-	-	-	-	Jan.3-Feb. 28
1994-95	-	14	10	9	16	13	13	20	19	-	-	-	-	-	-	-	-	Jan. 1-Feb. 26
1995-96	-	8	8	6	2	2	2	2	1	1	1	-	-	-	-	-	1	Dec. 11-Feb. 26
1996-97	1	1	1	1	1	1	1	2	1	1	1	-	-	-	-	-	1	Dec. 10-Feb. 25
1997-98	25	20	17	17	16	17	14	9	12	19	-	-	-	-	-	-	-	Nov. 24-Mar. 2
2000-01	-	-	24	-	-	22	17	19	23	21	18	20	19	-	-	-	24	Nov. 27-Mar.5
2005-06	-	-	-	19	15	9	8	6	2	2	1	1	5	-	-	-	8	Nov. 29-Mar. 6
2006-07	25	10	15	-	-	-	-	-	-	-	-	-	-	-	-	-	-	Nov. 28-Mar. 6
2009-10	-	-	-	22	14	13	10	6	5	3	8	10	12	15	13	-	14	Nov. 24- Mar. 9
2010-11	-	18	14	6	9	6	5	3	8	7	13	12	15	17	19	-	13	Nov. 23-Mar. 8
2011-12	-	24	10	15	9	8	19	25	23	-	-	-	-	-	-	-	-	Nov. 29-Mar. 6
2013-14	-	25	20	15	-	-	-	-	-	-	24	23	-	-	-	-	-	Nov. 1-Mar. 11

Number of weeks in rankings: 103
 Most consecutive weeks in rankings: 36
 Number of weeks in Top 10: 49
 Most consecutive weeks in Top 10: 20

Highest ranking: 1 (last on 2/21/2006)
 Highest final ranking: 1 (last 1996-97)
 Last week ranked: 2/4/2014
 Current streak: -

Weeks ranked No. 1: 14
 Most consecutive weeks at No. 1: 8
 Last No. 1 ranking: 2/21/2006

AGAINST TOP 25 TEAMS (NCAA DIVISION II ONLY)

1992-93 (0-2 Away)

at #15 Western State, L 70-74(ot), 2/12/1993
 at #18 Western State, L 78-83, 3/5/1993

1993-94 (1-0 Neutral)

vs. #16 Mesa State, W 81-79, 3/5/1994

1995-96 (1-0 Home, 1-0 Away, 2-0 Neutral)

at #10 Nebraska-Kearney, W 82-79, 1/13/1996, (FHSU ranked #6)
 #13 South Dakota State, W 99-90, 3/10/1996, (FHSU ranked #1)
 vs. #14 California (Pa.), W 76-56, 3/21/1996, (FHSU ranked #1)
 vs. #19 Northern Kentucky, W 70-63, 3/23/1996 (FHSU ranked #1)

1996-97 (1-0 Home, 0-1 Away)

#3 Washburn, W 82-60, 11/19/1996, (FHSU ranked #1)
 at #12 South Dakota State, L 74-86, 3/9/1997, (FHSU ranked #1)

1997-98 (2-0 Home, 0-1 Away, 0-1 Neutral)

at #9 Washburn, L 80-86, 12/10/1997, (FHSU ranked #17)
 #14 Metro State, W 67-64, 1/17/1998, (FHSU ranked #17)
 #24 Nebraska-Kearney, W 87-73, 1/20/1998, (FHSU ranked #14)
 vs. #18 Metro State, L 61-69, 3/6/1998

1998-99 (1-0 Home, 0-2 Away)

#20 Metro State, W 85-79 (ot), 12/5/1998
 at #22 Metro State, L 73-84, 2/6/1999
 at #16 Metro State, L 65-84, 2/23/1999

1999-2000 (1-0 Home, 0-1 Away)

at #3 Metro State, L 75-77, 10/11/1999
 #4 Metro State, W 88-62, 2/12/2000

2000-01 (1-0 Home, 0-1 Neutral)

#22 Nebraska-Kearney, W 74-68, 2/13/2001 (FHSU ranked #18)
 vs. #9 SW Minnesota State, L 63-82, 3/10/2001 (FHSU ranked #24)

2001-02 (1-0 Home, 0-1 Away, 0-1 Neutral)

at #14 Nebraska-Kearney, L 69-71, 2/12/2002
 #24 Metro State, W 76-72, 2/16/2002
 vs. #13 Nebraska-Kearney, L 86-94, 3/1/2002

2002-03 (1-1 Home, 0-2 Away, 1-2 Neutral)

at #8 Metro State, L 60-72, 1/25/2003
 at #3 Nebraska-Kearney, L 72-78, 2/4/2003
 #2 Nebraska-Kearney, W 89-75, 2/18/2003
 #6 Metro State, L 63-64, 2/26/2003
 vs. #5 Nebraska-Kearney, W 86-82, 3/8/2003
 vs. #7 Metro State, L 69-79, 3/9/2003
 vs. #21 South Dakota State, L 78-84, 3/14/2003

2003-04 (0-2 Home, 1-2 Away)

#8 Metro State, L 71-98, 1/22/2004
 at #19 Colorado Christian, W 98-88 (ot), 1/31/2004
 #11 Nebraska-Kearney, L 72-83, 2/3/2004
 at #7 Nebraska-Kearney, L 57-86, 2/17/2004
 at #1 Metro State, L 82-97, 2/26/2004

2004-05 (1-0 Home, 0-2 Away)

at #25 Fort Lewis, L 71-89, 1/15/2005
 at #7 Metro State, L 55-83, 2/5/2005
 #2 Metro State, W 86-76, 2/17/2005

2005-06 (0-1 Neutral)

vs. #15 Northern State (S.D.), L 58-60, 3/12/2006 (FHSU ranked #8)

2006-07 (1-2 Home, 0-2 Away, 0-2 Neutral)

vs. #15 Southeastern Oklahoma State, L 68-84, 12/19/2006
 #12 Northwest Missouri State, L 54-72, 12/30/2006
 at #3 Central Missouri, L 63-80, 1/18/2007
 #7 Emporia State, L 73-76, 1/27/2007
 #5 Central Missouri, W 87-77, 2/7/2007
 at #15 Northwest Missouri State, L 40-66, 2/24/2007
 vs. #10 Central Missouri, L 64-78, 3/1/2007

2007-08 (3-0 Home, 0-1 Away, 0-1 Neutral)

#8 Southwestern Oklahoma State, W 54-51, 12/20/2007
 #23 Emporia State, W 79-77, 1/2/2008
 at #11 Northwest Missouri State, L 53-69, 1/5/2008
 #18 Southwest Baptist, W 78-54, 2/20/2008
 vs. #21 Central Oklahoma, L 64-65, 3/15/2008

2008-09 (0-1 Home, 1-2 Away, 0-0 Neutral)

at #2 Southwest Baptist, L 64-84, 1/10/2009
 at #12 Missouri Southern, W 67-59, 1/12/2009
 at #11 Central Missouri, L 57-69, 2/14/2009
 #4 Southwest Baptist, L 84-86, 2/18/2009

2009-10 (1-1 Home, 1-0 Away, 0-1 Neutral)

at #1 Central Missouri, W 81-71, 1/4/2010 (FHSU ranked #13)
 #11 Southwest Baptist, W 102-89, 1/9/2010 (FHSU ranked #10)
 #3 Central Missouri, L 63-79, 2/13/2010 (FHSU ranked #10)
 vs. #7 Central Missouri, L 73-80, 3/14/2010 (FHSU ranked #14)

2010-11 (0-1 Home, 0-1 Away, 3-0 Neutral)

vs. #20 Midwestern State, W 81-76, 11/12/2010
 #8 Missouri Southern, L 63-64, 2/19/2011 (FHSU ranked #15)
 vs. #8 Missouri Southern, W 89-83, 3/6/2011 (FHSU ranked #19)
 vs. #23 West Texas A&M, W 75-49, 3/12/2011 (FHSU ranked #13)
 at #4 Central Oklahoma, L 69-81, 3/13/2011 (FHSU ranked #13)

2011-12 (1-1 Home, 0-1 Away, 1-0 Neutral)

#14 Missouri Southern, L 71-82, 1/9/2012 (FHSU ranked #8)
 #25 Central Missouri, W 67-66, 2/11/2012
 at #16 Missouri Southern, L 73-80 (2OT), 2/18/2012
 vs. #19 Missouri Southern, W 103-102 (OT), 3/2/2012

2012-13 (0-1 Home)

#13 Washburn, L 69-70, 1/10/2013

2013-14 (0-1 Neutral)

vs. #19 Missouri Southern, L 69-80, 3/15/2014

2014-15 (0-1 Home)

#6 Central Missouri, L 71-80, 12/4/2014

2015-16 (1-0 Road, 0-1 Neutral)

at #15 Central Missouri, W 69-68, 12/17/2015
 vs. #13 Northwest Missouri State, L 51-69, 3/5/2016

2016-17 (0-1 Home, 0-1 Road)

#21 Colorado Mines, L 67-70, 11/19/2016
 at #1 Northwest Missouri State, L 72-82, 1/21/2017

2017-18 (0-1 Home, 0-1 Road, 1-0 Neutral)

vs. #15 Southwest Minnesota State, W 85-66, 11/10/2017
 at #9 Colorado School of Mines, L 101-109 (2OT), 11/17/2017
 #2 Northwest Missouri State, L 67-72, 1/20/2018

2018-19 (1-1 Home, 0-1 Road)

at #20 Southwest Minnesota State, L 85-96, 11/10/2018
 #2 Northwest Missouri State, L 69-81, 1/26/2019
 #25 Missouri Southern, W 89-84, 2/28/2019

FHSU vs. Ranked Teams All-Time: 31-50

Record vs. Ranked Teams While FHSU Was Ranked: 12-9

Record vs. Top 10 All-Time: 10-25

Record vs. Top 5 All-Time: 7-11

Record vs. Ranked Teams at Home: 17-14

Record vs. Ranked Teams Away: 5-24

Record vs. Ranked Teams on Neutral Courts: 9-12

FHSU Overall Record While Ranked: 177-44

FHSU Overall Record While In Top 10: 91-19

FHSU Overall Record While In Top 5: 61-7

FHSU Overall Record With #1 Ranking: 43-3



SERIES RECORDS

2019-20 FORT HAYS STATE MEN'S BASKETBALL

Team	Last Gm	No	W	L
Abilene Christian	'91-92	7	5	2
Adams State (Colo.)	'05-06	29	24	5
Alaska-Anchorage	'84-85	1	1	0
Angelo State (Tex.)	'91-92	5	3	2
Arizona	'83-84	1	0	1
Arkansas AM & N	'62-63	1	1	0
Arkansas Baptist	'86-87	1	1	0
Arkansas State	'58-59	2	1	1
Arkansas Tech	'51-52	1	1	0
Athens State (Ala.)	'84-85	1	1	0
Auburn-Montgomery (Ala.)	'81-82	1	0	1
Augsburg (Minn.)	'62-63	1	1	0
Augustana (S.D.)	'78-79	2	1	1
BYU-Hawaii	'78-79	1	1	0
Baker University (Kan.)	'11-12	15	8	7
Baptist Bible (Mo.)	'80-81	1	1	0
Baptist Christian (La.)	'86-87	1	1	0
Barclay College (Kan.)	'04-05	1	1	0
Belmont Abbey (N.C.)	'87-88	1	1	0
Benedictine (Kan.)	'88-89	88	48	40
Bethany College (Kan.)	'14-15	69	46	23
Bethel College (Kan.)	'18-19	16	14	2
Briar Cliff (Ia.)	'85-86	2	0	2
California (Pa.)	'95-96	1	1	0
Cal-Poly-San Luis Obispo	'90-91	1	1	0
Cameron (Okla.)	'92-93	2	1	1
Carroll (Mont.)	'70-71	1	1	0
Carson-Newman (Tenn.)	'85-86	2	2	0
Carthage College (Ill.)	'61-62	1	1	0
Central Christian (Kan.)	'18-19	18	18	0
Central Missouri	'18-19	25	11	14
Central Oklahoma	'18-19	25	18	7
Central Washington	'84-85	1	1	0
Central Wesleyan (S.C.)	'83-84	1	1	0
Chadron State (Neb.)	'05-06	34	27	7
Chaminade (Hawaii)	'84-85	4	2	2
Chicago State (Ill.)	'83-84	2	1	1
Christ College Irvine	'92-93	1	0	1
Clarke College (Ia.)	'93-94	1	1	0
College of Emporia (Kan.)	'42-43	22	16	6
College of Santa Fe (N.M.)	'84-85	2	1	1
Colorado Christian	'05-06	22	20	2
Colorado College	'89-90	18	14	4
Colorado School of Mines	'18-19	43	36	7
Columbia College (Mo.)	'80-81	1	1	0
Concordia (Neb.)	'85-86	1	1	0
Concordia Lutheran (Tex.)	'87-88	1	1	0
CSU-Pueblo	'05-06	38	16	22
Culver-Stockton (Mo.)	'77-78	1	1	0
David Lipscomb (Tenn.)	'84-85	1	1	0
Denver University	'97-98	4	3	1
Doane College (Neb.)	'85-86	6	6	0
Drake University (Ia.)	'78-79	1	0	1
Drury (Mo.)	'89-90	11	6	5
East Central (Okla.)	'73-74	2	2	0
Eastern New Mexico	'04-05	10	4	6
Emporia State	'18-19	186	103	83
Evangel (Mo.)	'05-06	1	1	0
Fort Lewis (Colo.)	'05-06	18	12	6
Fort Riley	'55-56	3	3	0
Friends (Kan.)	'09-10	23	20	3
Garden City Air Field	'43-44	4	2	2
Gardner-Webb (N.C.)	'73-74	1	0	1
Grambling State (La.)	'62-63	1	0	1

Team	Last Gm	No	W	L
Grand Canyon (Ariz.)	'87-88	4	1	3
Hanover College (Ind.)	'80-81	1	0	1
Harris-Stowe (Mo.)	'80-81	1	1	0
Haskell College (Kan.)	'37-38	10	6	4
Hastings (Neb.)	'95-96	29	18	11
Hawaiian All-Stars	'46-47	1	1	0
Henderson State	'05-06	1	1	0
Hutchinson Naval Air	'45-46	2	0	2
Illinois Institute of Tech.	'05-06	1	1	0
Illinois State	'65-66	1	0	1
Jarvis Christian (Tex.)	'84-85	1	1	0
Kansas Christian	'17-18	2	2	0
Kansas State	'09-10	5	2	3
Kansas University	'03-04	3	0	3
Kansas Wesleyan	'17-18	90	58	32
Langston (Okla.)	'84-85	4	3	1
Lewis & Clark (Ore.)	'61-62	1	0	1
Liberal Air Field	'43-44	1	0	1
Lincoln University (Mo.)	'18-19	22	15	7
Lindenwood (Mo.)	'18-19	9	3	6
Loras College (Ia.)	'82-83	1	1	0
McKendree (Ill.)	'54-55	1	1	0
McPherson College (Kan.)	'18-19	53	39	14
Marymount (Kan.)	'88-89	29	19	10
Mesa State (Colo.)	'05-06	28	18	10
Mexico University	'36-37	1	1	0
Metro State (Colo.)	'05-06	25	11	14
MidAmerica Naz. (Kan.)	'03-04	6	6	0
Mid-America Christian (Okla.)	'74-75	1	0	1
Midland Lutheran (Neb.)	'68-69	2	2	0
Midwestern State (Texas)	'10-11	2	2	0
Minnesota State-Mankato	'51-52	1	1	0
Minnesota State-Moorhead	'14-15	1	0	1
Mississippi College	'90-91	1	1	0
Missouri-Kansas City	'85-86	10	9	1
Missouri-Rolla	'56-57	2	1	1
Missouri Southern	'18-19	54	33	21
Missouri Valley College	'85-86	2	2	0
Missouri Western	'18-19	49	34	15
Montana State-Billings	'96-97	1	1	0
Montana Western	'70-71	2	1	1
Morningside College (Iowa)	'94-95	1	0	1
Nebraska-Kearney	'18-19	131	80	51
Nebraska-Omaha	'10-11	40	28	12
Newman University	'18-19	47	37	10
New Mexico	'62-63	1	0	1
New Mexico Highlands	'05-06	24	20	4
New Mexico State	'50-51	1	1	0
North Alabama	'95-96	1	1	0
North Dakota	'93-94	2	0	2
North Dakota State	'96-97	2	2	0
Northeastern State (Okla.)	'18-19	16	10	6
Northern Colorado	'75-76	26	17	9
Northern Kentucky	'95-96	1	1	0
Northern State (S.D.)	'05-06	1	0	1
Northwest Missouri State	'18-19	26	10	16
Northwestern Oklahoma State	'14-15	28	22	6
Occidental (Calif.)	'76-77	1	0	1
Oklahoma Baptist	'74-75	5	2	3
Oklahoma Christian	'81-82	1	0	1
Oklahoma City	'49-50	6	4	2
Oklahoma-Panhandle State	'13-14	27	22	5
Oklahoma S&A	'95-96	6	4	2
Oral Roberts (Okla.)	'89-90	2	0	2



Team	Last Gm	No	W	L
Ottawa University (Kan.)	'08-09	16	13	3
Pacific Lutheran (Wash.)	'58-59	1	0	1
Pan American (Tex.)	'62-63	1	0	1
Peru State (Neb.)	'56-57	8	6	2
Phillips (Okla.)	'87-88	4	4	0
Pittsburg State	'18-19	159	87	72
Prairie View A&M (Tex.)	'60-61	1	0	1
Quincy (Ill.)	'64-65	1	0	1
Regis University (Colo.)	'05-06	29	22	7
Rockhurst (Mo.)	'13-14	22	14	8
Rocky Mountain (Mont.)	'84-85	2	2	0
St. Cloud State (Minn.)	'05-06	2	1	1
St. Mary's College (Kan.)	'26-27	25	10	15
St. Mary's University (Texas)	'06-07	1	1	0
St. Mary of Plains (Kan.)	'83-84	7	2	5
St. Michael's Co. (N.M.)	'63-64	2	1	1
St. Thomas Aquinas (N.Y.)	'82-83	1	1	0
San Diego (Calif.)	'52-53	1	1	0
San Diego State (Calif.)	'79-80	1	0	1
Santa Barbara Coll. (Calif.)	'51-52	1	1	0
Sioux Falls	'18-19	4	2	2
South Dakota State	'02-03	3	1	2
Southeastern Oklahoma State	'06-07	2	0	2
Southern Arkansas	'82-83	1	1	0
Southern Mississippi	'56-57	1	1	0
Southern Nazarene (Okla.)	'87-88	3	2	1
Southern Utah	'69-70	1	1	0
Southwest Baptist	'18-19	23	13	10
South Dakota School of Mines	'14-15	3	3	0
Southwestern (Kan.)	'74-75	76	38	38
Southwestern (Tex.)	'87-88	1	1	0
Southwest Minnesota State	'18-19	6	3	3

Team	Last Gm	No	W	L
Southwestern Oklahoma State	'10-11	24	17	7
Spring Arbor (Mich.)	'87-88	1	1	0
Sterling College (Kan.)	'18-19	54	47	7
Stonehill (Mass.)	'90-91	1	1	0
Tabor College (Kan.)	'09-10	15	15	0
Taylor University (Ind.)	'83-84	2	2	0
Texas-El Paso	'81-82	1	0	1
Texas State	'58-59	1	0	1
Truman	'12-13	15	12	3
Tulane University (La.)	'79-80	1	0	1
UC-Colorado Springs	'18-19	12	12	0
Upper Iowa	'14-15	2	1	1
Walker Air Field	'45-46	5	4	1
Washburn	'18-19	166	70	96
Wayland Baptist (Tex.)	'84-85	3	3	0
Waynesburg College (Pa.)	'83-84	1	1	0
Wayne State (Neb.)	'91-92	33	26	7
Western Carolina (N.C.)	'72-73	2	0	2
Western New Mexico	'70-71	1	1	0
Western State (Colo.)	'06-07	25	16	9
Westminster (Mo.)	'78-79	1	1	0
Westminster (Utah)	'58-59	1	1	0
West Virginia Tech	'85-86	1	1	0
West Virginia Wesleyan	'82-83	2	1	1
West Texas A&M	'10-11	2	2	0
Wichita State	'54-55	36	13	23
Winthrop (S.C.)	'81-82	1	0	1
Wisconsin-Stevens Point	'89-90	2	1	1
York College (Neb.)	'15-16	2	2	0

2018-19 Opponents in Bold

FHSU SERIES RECORDS VS. 2019-20 OPPONENTS

Team	Last Gm	No	W	L
Arkansas Texas	'51-52	1	1	0
Avila University		First Meeting		
Bethel College (Kan.)	'18-19	16	14	2
Central Missouri	'18-19	25	11	14
Central Oklahoma	'18-19	25	18	7
Colorado School of Mines	'18-19	43	36	7
Emporia State	'18-19	186	103	83
Kansas Wesleyan	'17-18	90	58	32
Lincoln University (Mo.)	'18-19	22	15	7
Missouri Southern	'18-19	54	33	21
Missouri Western	'18-19	49	34	15
Nebraska-Kearney	'18-19	131	80	51
Newman University	'18-19	47	37	10
Northeastern State	'18-19	16	10	6
Northwest Missouri State	'18-19	26	10	16
Pittsburg State	'18-19	159	87	72
Rogers State		First Meeting		
Southwest Baptist	'18-19	23	13	10
Southwestern Oklahoma State	'10-11	24	17	7
Sterling College (Kan.)	'18-19	54	47	7
UC-Colorado Springs	'18-19	12	12	0
Washburn	'18-19	166	70	96

FHSU SERIES MOST WINS VS. OPPONENTS

Team	Last Gm	No	W	L
Emporia State	'18-19	186	103	83
Pittsburg State	'18-19	159	87	72
Nebraska-Kearney	'18-19	131	80	51
Washburn	'18-19	166	70	96
Kansas Wesleyan	'17-18	90	58	32
Benedictine (Kan.)	'88-89	88	48	40
Sterling College (Kan.)	'18-19	54	47	7
Bethany College (Kan.)	'14-15	69	46	23
McPherson College (Kan.)	'18-19	53	39	14
Southwestern (Kan.)	'74-75	76	38	38
Newman University	'18-19	47	37	10
Colorado School of Mines	'18-19	43	36	7
Missouri Western	'18-19	49	34	15
Missouri Southern	'18-19	54	33	21
Nebraska-Omaha	'10-11	40	28	12
Chadron State (Neb.)	'05-06	34	27	7
Wayne State (Neb.)	'91-92	33	26	7
Adams State (Colo.)	'05-06	29	24	5
Oklahoma-Panhandle State	'13-14	27	22	5
Northwestern Oklahoma State	'14-15	28	22	6
Regis University (Colo.)	'05-06	29	22	7
New Mexico Highlands	'05-06	24	20	4
Friends (Kan.)	'09-10	23	20	3
Colorado Christian	'05-06	22	20	2



SEASON-BY-SEASON RESULTS

1907-08 (4-7) Coach Unknown

Hays Town Team	W 30-24
Hays Town Team	W 29-28
St. Johns Military	L 24-45
Ellis YMCA	L 7-61
St. Johns Military	L 19-45
Bethany College	L 24-49
Hill City Town Team	W 34-6
Plainville Town Team	L 15-18
Plainville Town Team	W 31-12
Ellis Town Team	L 26-28
Stockton Town Team	L 21-38

1908-09 (6-1) Coach Unknown

Kansas Wesleyan	L 26-49
WaKeeney High School	W 49-17
Kansas Wesleyan	W 58-23
Kansas Wesleyan	W 33-21
Hill City High School	W 52-23
Hill City High School	W 35-18
Hill City High School	W 47-18

1909-10 (7-3) Coach Unknown

Hill City High School	W 42-24
McPherson College	L 50-52
McPherson College	W 48-44
Kansas Wesleyan	L 33-34
Kansas Wesleyan	W 43-31
Salina Athletes	W 59-16
Bethany College	L 18-41
Schmeizer Company	W 51-35
Bethany College	W 37-21
Bethany College	W 48-36

1910-11 (10-2) Coach Unknown

Hays High School	W 30-24
Hays High School	W 43-24
Norton High School	W 27-24
Norton High School	L 27-30
Norton High School	W 32-27
Norton High School	W 30-19
Kansas Wesleyan	W 36-15
Kansas Wesleyan	W 35-16
Bethany College	W 26-21
Bethany College	L 12-17
McPherson College	W 4-1
McPherson College	W 7-1

1911-12 (9-2) Coach Unknown

Hays High School	W 19-16
Ellis YMCA	W 103-5
Ellis High School	W 58-5
Salina Athletes	W 49-18
Hays High School	W 25-17
Kansas Wesleyan	L 13-49
Kansas Wesleyan	W 44-31
Cooper College	W 30-19
Cooper College	W 46-13
Ellis YMCA	L 18-22
Hays High School	W 31-25

1912-13 (5-3) Coach Unknown

Norton High School	W 36-21
Hill City High School	W 30-27
Kansas Wesleyan	W 44-43
Kansas Wesleyan	L 30-32
Cooper College	W 41-26
Hill City High School	L 33-34
Kansas Wesleyan	L 20-58
Cooper College	W 68-37

1913-14 (6-1) Coach Unknown

McPherson College	W 36-27
McPherson College	W 43-30
@McPherson College	L 19-20
@Cooper College	W 32-31
Kansas Wesleyan	W 24-23
Cooper College	W 51-14
Cooper College	W 40-32

1914-15 (3-5) Coach Unknown

Kansas Wesleyan	W 50-11
Kansas Wesleyan	W 20-18
Kansas Wesleyan	L 7-21
Kansas Wesleyan	W 19-10
Haskell College	L 19-27
Haskell College	L 15-32
McPherson College	L 24-26
McPherson College	L 24-27

1915-16 (2-9) Coach Unknown

McPherson College	L 24-26
McPherson College	W 34-23
Kansas Wesleyan	L 25-53
Kansas Wesleyan	L 27-33
Kansas Wesleyan	L 20-34
Haskell College	W 16-14
St. Mary's College	L 18-23
Bethany College	L 24-41
Bethany College	L 20-41
McPherson College	L 19-44
Bethany College	L 21-39

1916-17 (10-7) W.G. Speer

Kansas Wesleyan	L 30-37
Kansas Wesleyan	W 48-18
Sterling College	W 32-26
Sterling College	W 26-23
@Emporia State	L 29-48
@Pittsburg State	W 41-28
@Pittsburg State	W 43-27
@Haskell Institute	W 38-29
@St. Mary's College	L 29-39
Bethany College	W 50-16
Bethany College	W 34-23
@Kansas Wesleyan	L 32-34
@McPherson College	L 19-23
@Bethany College	L 13-25
@Sterling College	L 28-33
McPherson College	W 38-20
McPherson College	W 30-23

1917-18 (3-4) W.G. Speer

Midland College	W 35-13
St. Mary's College	W 13-12
St. Mary's College	L 21-33
St. Mary's College	W 35-33
Haskell Institute	L 26-28
Kansas Wesleyan	L 17-21
Emporia State	L 17-39

1918-19 (10-3) W.G. Speer

@Bethany College	L 26-30
@Kansas Wesleyan	W 33-22
Kansas Wesleyan	W 43-23
Sterling College	W 34-14
Sterling College	W 35-14
@St. Mary's College	W 37-10
Kansas Wesleyan	W 34-8
@Washburn University	W 26-21
@Ottawa University	L 29-43
@Baker University	L 14-25

@Haskell Institute	W 32-16
@Bethany College	W 28-26
@Bethany College	W 28-11

1919-20 (5-8) A.J. Robertson

@Kansas Wesleyan	L 13-23
@Kansas Wesleyan	W 17-14
@Washburn University	L 12-29
@St. Mary's College	L 16-44
Kansas Wesleyan	W 25-14
Kansas Wesleyan	L 18-23
McPherson College	W 37-19
McPherson College	W 35-19
Bethany College	L 23-24
Bethany College	W 22-15
at Kansas Wesleyan	L 18-28
@Bethany College	L 29-30
@Bethany College	L 14-29

1920-21 (6-12) George Woodward

McPherson College	W 21-12
McPherson College	W 16-15
Bethany College	L 18-21
Bethany College	W 23-16
@St. Mary's College	L 29-32
@Washburn	L 14-43
@Baker University	L 19-27
@Ottawa University	L 17-34
@Kansas Wesleyan	L 19-27
@Kansas Wesleyan	W 27-25
@Bethany College	L 27-32
@Bethany College	L 25-29
Kansas Wesleyan	L 25-28
Kansas Wesleyan	L 20-25
Sterling College	L 20-36
Sterling College	L 22-33
Sterling College	W 26-19
Sterling College	W 33-30

1921-22 (3-11) George Woodward

@Kansas Wesleyan	L 21-26
@Kansas Wesleyan	L 30-32 (OT)
@McPherson College	L 30-32
Washburn University	L 14-19
Washburn University	L 15-23
Kansas Wesleyan	W 23-21
Kansas Wesleyan	W 18-15
Baker University	L 20-41
McPherson College	L 19-22
McPherson College	L 20-32
@St. Mary's College	W 22-19
@Baker University	L 20-26
@Ottawa University	L 19-30
@Haskell Institute	L 12-25

1922-23 (5-10) George Woodward

McPherson College	L 14-26
McPherson College	L 5-21
Kansas Wesleyan	L 19-22 (20T)
Bethany College	L 12-14 (20T)
St. Mary's College	W 25-17
@Sterling College	L 14-18
@Sterling College	W 19-14
@Bethany College	L 17-21
@McPherson College	L 8-38
@McPherson College	L 13-41
@Kansas Wesleyan	L 14-24
Sterling College	W 16-15
Sterling College	W 22-11
@St. Mary's College	W 17-12
@Washburn University	L 16-26

1923-24 (5-10) Frank Mandeville

St. Mary's College	L 27-28
St. Mary's College	W 18-12
@Kansas Wesleyan	W 25-19
Bethany College	L 15-17
Bethany College	W 33-15
@Baker University	L 15-30
@Washburn University	L 17-46
@St. Mary's College	L 17-28
Pittsburg State	L 14-21
Pittsburg State	L 29-33
Kansas Wesleyan	W 30-17
Kansas Wesleyan	L 15-18
Baker University	L 26-36
Kansas Wesleyan	L 23-25
McPherson College	W 31-29 (30T)

1924-25 (10-5) Frank Mandeville

@Sterling College	W 30-22
@Sterling College	W 35-24
@Kansas Wesleyan	W 41-20
@Bethany College	L 25-27
@McPherson College	L 14-35
@St. Mary's College	L 14-48
@St. Mary's College	W 45-22
Sterling College	W 35-34
Sterling College	L 27-28
McPherson College	W 26-22
McPherson College	W 27-22
Kansas Wesleyan	W 32-21
Baker University	W 47-29
St. Mary's College	W 29-25
St. Mary's College	L 30-31

1925-26 (8-9) Frank Mandeville

@Hastings College	W 27-23
@Kearney Teachers	W 46-25
@Kansas Wesleyan	L 22-30
Sterling College	W 39-28
Sterling College	W 50-20
Wichita State	L 26-57
Bethel College	L 17-29
Sterling College	W 40-15
Bethany College	L 17-30
Bethany College	L 21-32
@St. Mary's College	L 26-46
@St. Mary's College	W 29-27
Kansas Wesleyan	W 37-22
Bethel College	L 16-23
Bethel College	W 23-20
St. Mary's College	L 27-34
St. Mary's College	L 20-22

1926-27 (7-10) Frank Mandeville

Kearney State	W 46-16
Kearney State	W 23-19
@Sterling College	W 44-28
@Bethany College	L 21-40
Kansas Wesleyan	W 23-22 (OT)
Friends University	W 39-31
Friends University	L 22-25
@St. Benedict's	L 19-25
@St. Mary's College	L 32-48
@St. Mary's College	L 33-41
@Pittsburg State	L 20-28
@Pittsburg State	L 20-24
@Kansas Wesleyan	L 18-19
Sterling College	L 24-29
Sterling College	W 28-18
St. Mary's College	L 25-26
St. Mary's College	W 20-15

SEASON-BY-SEASON RESULTS



#DEFENDTHEFORT

1927-28 (3-9) Harold Schmidt

Washburn University	L 34-39
Emporia State	L 23-38
Wichita State	W 33-20
@Washburn University	L 28-36
Pittsburg State	L 17-54
Southwestern College	L 30-35
College of Emporia	L 22-35
@Pittsburg State	W 22-21
College of Emporia	W 22-20
Emporia State	L 18-44
Southwestern College	L 21-36
@Wichita State	L 30-36

1928-29 (5-8) Harold Schmidt

Wichita State	L 25-26
Pittsburg State	W 26-24
Emporia State	L 20-27
Southwestern College	L 25-28
Emporia State	L 20-40
College of Emporia	W 40-26
Washburn University	L 19-24
College of Emporia	L 26-27
@Wichita State	L 15-35
Southwestern College	L 24-31
@Pittsburg State	W 24-22
@Washburn University	W 24-22
Washburn University	W 23-20

1929-30 (4-12) Harold Schmidt

Peru State	W 23-20
Peru State	L 17-22
Wichita State	L 21-36
@Washburn University	L 8-28
@Pittsburg State	L 16-23
Kansas Wesleyan	L 28-33
Emporia State	L 23-30
College of Emporia	W 26-24
@Wichita State	L 17-47
Southwestern College	L 22-32
Pittsburg State	L 17-33
Kansas Wesleyan	W 33-21
Southwestern College	W 29-24
Emporia State	L 25-26
Washburn University	L 31-34
College of Emporia	L 20-25

1930-31 (9-9) Paul B. Gross

Peru State	W 35-19
Peru State	W 24-14
McPherson College	W 37-25
Pittsburg State	L 21-29
Wichita State	L 23-24
McPherson College	W 44-26
Kansas Wesleyan	W 28-27
College of Emporia	L 29-30
Emporia State	W 39-27
Washburn University	W 28-19
@Pittsburg State	L 23-38
Kansas Wesleyan	W 31-11
Emporia State	L 20-22
Southwestern College	L 29-32
@Washburn University	L 15-31
@Wichita State	L 26-41
Southwestern College	L 27-37
College of Emporia	W 30-27

1931-32 (14-4) Paul B. Gross

Sterling College	W 54-19
Sterling College	W 39-10
Friends University	W 24-15

Friends University	W 33-25
Peru State	W 32-25
Wichita State	L 26-31
Wichita State	W 28-25
Southwestern College	W 26-11
Southwestern College	W 33-24
Pittsburg State	L 17-33
Pittsburg State	L 14-21
McPherson College	W 47-25
College of Emporia	W 35-16
College of Emporia	W 32-28
Washburn University	L 19-26
Washburn University	W 40-20
Emporia State	W 47-28
Emporia State	W 24-23

1932-33 (8-8) Paul B. Gross

Friends University	W 42-27
Hastings College	W 43-27
Kearney State	W 42-23
Wichita State	L 43-60
Kansas Wesleyan	W 41-31
Washburn University	L 22-32
Southwestern College	L 22-28
Wichita State	L 35-44
College of Emporia	W 41-40
Southwestern College	L 32-34
Pittsburg State	L 23-35
Emporia State	W 26-19
College of Emporia	L 20-29
Emporia State	W 37-29
Pittsburg State	L 15-33
Washburn University	W 40-38

1933-34 (10-6) Paul B. Gross

Friends University	W 40-19
York College	W 52-41
Kearney Teachers	W 68-32
Kansas Wesleyan	W 39-25
Bethany College	W 40-20
Pittsburg State	L 16-24
Kansas Wesleyan	W 39-19
Haskell College	W 19-16
Emporia State	L 42-49
Southwestern College	W 26-14
Bethel College	W 23-17
Emporia State	L 26-27
Washburn University	L 31-32
Pittsburg State	L 18-29
Southwestern College	L 24-38
Washburn University	W 40-19

1934-35 (9-7) Paul B. Gross

Emporia State	L 34-50
Pittsburg State	L 21-25
Wichita State	W 39-35
Emporia State	L 37-38
Pittsburg State	W 36-31
Kansas Wesleyan	L 23-30
Southwestern College	L 31-33
Kearney State	W 41-11
Peru State	W 36-17
Friends University	W 39-29
McPherson College	W 45-37
Kansas Wesleyan	W 39-20
College of Emporia	W 42-27
Southwestern College	L 24-27
Wichita State	L 23-24
College of Emporia	W 38-35

1935-36 (15-6) Paul B. Gross

Friends University	W 33-11
Bethel College	W 33-23
Emporia State	W 44-32
Emporia State	W 35-20
McPherson College	W 37-22
Southwestern College	W 33-28
Southwestern College	W 30-28
Wichita State	L 36-38
Wichita State	L 41-44
Haskell College	W 31-18
Pittsburg State	W 36-27
Pittsburg State	W 41-19
St. Benedicts	W 43-29
Southwestern College	L 27-29
Southwestern College	L 24-36
Wichita State	W 39-31
Wichita State	W 34-30
Pittsburg State	L 28-32
Pittsburg State	L 30-45
Emporia State	W 35-28
Emporia State	W 33-28

1936-37 (14-4) Paul B. Gross

Bethel College	W 40-16
Kansas State	W 47-25
Hastings College	W 37-28
Oklahoma City	W 39-28
McPherson College	W 28-23
Emporia State	W 43-33
Emporia State	W 52-32
Southwestern College	W 37-36
Wichita State	W 36-23
Wichita State	W 34-32
Mexico University	W 44-29
Pittsburg State	W 39-28
Pittsburg State	L 29-31
Emporia State	W 50-27
Southwestern College	L 33-38
Southwestern College	L 30-34
Wichita State	W 46-32
Pittsburg State	L 29-41

1937-38 (12-5) Paul B. Gross

Sterling College	W 51-16
College of Emporia	W 57-37
Colorado College	W 37-27
Emporia State	W 35-24
Emporia State	W 45-35
Wichita State	L 36-38(ot)
Wichita State	W 49-33
McPherson College	W 50-31
Emporia State	W 42-38
Southwestern College	L 28-40
Pittsburg State	W 48-38
Haskell College	W 54-30
Southwestern College	L 29-37
Southwestern College	L 25-28
Wichita State	W 33-26
Pittsburg State	L 43-51
Pittsburg State	W 47-45

1938-39 (6-10) Paul B. Gross

Kearney State	W 34-10
Kansas State	W 32-30
College of Emporia	W 35-20
Colorado College	W 38-34
Colorado College	L 31-32
Emporia State	L 39-41
Wichita State	L 26-29
St. Benedicts	L 35-40

Oklahoma City	W 39-23
Emporia State	L 34-55
St. Benedicts	L 29-43
Pittsburg State	L 33-40
Wichita State	W 38-31
Southwestern College	L 32-33
Southwestern College	L 48-61
Oklahoma City	L 40-41

1939-40 (11-4) Paul B. Gross

Sterling College	W 44-25
Bethany College	W 38-31
College of Emporia	W 38-21
Emporia State	W 44-42
Pittsburg State	W 42-31
Wichita State	L 27-30
Southwestern College	L 37-38
Colorado College	W 33-31
Colorado College	W 52-50
Southwestern College	W 36-31
Wichita State	W 31-30
Pittsburg State	W 39-37
Emporia State	L 36-38
St. Benedicts	W 49-29
St. Benedicts	L 43-46

1940-41 (9-6) Paul B. Gross

College of Emporia	W 26-22
McPherson College	W 44-25
Colorado College	L 30-43
Colorado College	L 34-37
Southwestern College	W 51-41
Oklahoma City	W 56-39
St. Benedicts	W 39-35
Emporia State	L 37-45
Pittsburg State	L 43-51
Pittsburg State	L 36-57
St. Benedicts	L 40-42
College of Emporia	W 39-23
Southwestern College	W 47-36
McPherson College	W 42-41
Emporia State	W 52-40

1941-42 (9-7) Paul B. Gross

College of Emporia	W 40-39
Colorado Mines	W 60-38
Colorado Mines	W 43-31
Bethany College	W 56-23
St. Benedicts	W 46-44
Emporia State	L 50-52
McPherson College	W 54-36
College of Emporia	W 52-39
Pittsburg State	L 35-45
St. Benedicts	L 39-42
Emporia State	L 46-57
Southwestern College	L 33-54
Washburn University	W 45-21
Washburn University	W 49-45
Pittsburg State	L 42-48
Southwestern College	L 52-58

1942-43 (14-3) Paul B. Gross

Kearney State	W 67-25
Bethany College	W 43-13
Washburn University	L 30-36
Pittsburg State	W 53-38
Emporia State	W 60-54
McPherson College	W 46-37
St. Benedicts	W 44-24
St. Benedicts	W 53-35
Southwestern College	L 40-50

U
F
C
P
O
R
V
M
R
C
H



SEASON-BY-SEASON RESULTS

Emporia State	W 43-41
College of Emporia	W 60-22
Bethel College	W 63-38
Pittsburg State	W 80-67
Washburn University	W 35-34
Southwestern College	L 35-63
McPherson College	W 59-43
Walker Air Field	W 77-24

1943-44 (11-4) Bill Whitaker

Walker Air Field	W 38-35
Bethany College	W 44-31
Garden City Air Field	L 29-33
Garden City Air Field	L 36-39
Walker Air Field	L 33-42
Fort Riley	W 50-40
Sterling College	W 82-48
Garden City	W 42-30
Garden City	W 41-33
Fort Riley	W 61-42
Liberal Air Field	L 30-44
Sterling College	W 79-22
Walker Air Field	W 70-52
Walker Air Field	W 80-28
Bethany College	W 74-32

1944-45 No teams fielded for two seasons due to World War II.

1945-46 (9-8) Paul B. Gross

Walker Air Field	W scoreNA
Bethany College	W 65-32
McPherson College	W 56-40
St. Benedict's	W 44-33
Kearney Teachers	W 49-33
McPherson College	W 60-39
Hutchinson Naval Air	L 37-47
Washburn University	L 28-52
Washburn University	L 33-44
Pittsburg State	L 32-52
Hutchinson Naval Air	L 45-47
McPherson College	W 43-36
Emporia State	L 37-49
Bethany College	W 44-30
Emporia State	L 35-39
St. Benedict's	W 50-34
Pittsburg State	L 33-53

1946-47 (11-8) Cade Suran

Friends University	W 84-30
Kansas State	L 40-48
Kearney State	W 73-49
Hawaiian All Stars	W 64-42
Kansas Wesleyan	W 67-31
Washburn University	W 63-47
Colorado State-Greeley	L 42-67
Colorado State-Greeley	L 39-45
Southwestern College	W 52-50
Washburn University	L 47-64
St. Benedicts	L 40-51
Kansas Wesleyan	W 52-51
Southwestern College	L 37-44
Pittsburg State	W 66-54
Bethany College	W 77-54
Emporia State	L 56-57
St. Benedicts	W 81-54
Emporia State	L 54-64
Pittsburg State	W 63-58

1947-48 (14-6) Cade Suran	
Kearney State	W 76-63
Bethany College	W 67-32
Kansas Wesleyan	W 72-60
Washburn University	L 49-62
Northwest Oklahoma	W 56-35
Kansas State	L 32-60
Missouri Valley College	W 69-45
Colorado College	W 57-46
Kansas Wesleyan	W 65-46
Southwestern College	W 63-55
Washburn University	L 51-71
St. Benedict's	L 49-64
Bethany College	W 69-57
Pittsburg State	W 52-44
Southwestern College	L 52-58
Northwest Oklahoma	W 82-74
Emporia State	W 62-56
St. Benedict's	W 76-42
Emporia State	L 45-47
Pittsburg State	W 53-51

1948-49 (16-6) Cade Suran

Western State	W 65-54
Western State	W 63-30
Kearney State	W 87-73
Kearney State	W 68-55
Rockhurst	W 65-41
Central Missouri State	W 55-48
Regis College	L 49-54
Washburn University	L 54-68
St. Benedict's	L 53-71
Wichita State	L 51-59
Kansas Wesleyan	W 89-46
Southwestern College	L 44-52
Rockhurst	W 75-49
Kansas Wesleyan	W 72-60
Southwestern College	W 68-42
Wichita State	W 61-48
Emporia State	L 60-66
Pittsburg State	W 56-55
Washburn University	W 66-58
St. Benedict's	W 90-56
Pittsburg State	W 56-51
Emporia State	W 69-57

1949-50 (19-8) Cade Suran

Phillips University	W 71-31
Colorado College	W 66-39
Colorado College	W 65-44
Kearney State	W 86-30
Eastern New Mexico	W 66-51
Oklahoma Baptist	L 43-53
Oklahoma City	L 27-36
NW Missouri State	W 78-60
NW Missouri State	W 59-44
Washburn University	L 48-56
St. Benedict's	W 56-49
NW Missouri State	L 41-49
Kansas Wesleyan	L 57-58
St. Benedict's	W 68-57
Emporia State	W 65-50
Washburn University	W 64-61
Southwestern College	L 39-52
Emporia State	W 57-50
Kansas Wesleyan	W 72-43
Pittsburg State	W 60-52
Oklahoma City	W 53-40
Rockhurst	W 84-33
Southwestern College	W 76-54
Pittsburg State	W 56-43

Rockhurst	W 87-53
Kansas Wesleyan	L 53-67
Kansas Wesleyan	L 42-53

1950-51 (10-11) Cade Suran

SW Oklahoma State	L 47-50
Colorado College	W 72-70
Colorado College	W 61-51
New Mexico A&M	W 74-67
Oklahoma Baptist	W 64-44
Washburn University	L 43-54
Southwestern College	L 55-57
Peru State	L 73-86
St. Benedict's	W 55-40
Southwestern College	W 69-56
Kansas Wesleyan	L 50-62
Emporia State	W 76-62
Pittsburg State	W 76-70
Rockhurst	W 92-82
Southwestern College	W 41-39
Emporia State	L 55-58
Washburn University	L 62-70
Saint Benedicts	L 54-59
Kansas Wesleyan	L 52-57
Rockhurst	L 63-64
Pittsburg State	L 49-73

1951-52 (18-6) Cade Suran

Southwestern Oklahoma	W 68-55
Hastings College	W 88-60
Bethany College	W 76-52
Panhandle State	W 77-48
@Hastings College	W 65-64
@Omaha University	W 58-55(ot)
Minnesota State-Mankato	W 106-65
vs. Arkansas Tech	W 76-59
vs. East Central (Okla.)	W 82-81
vs. Regis College	L 57-63
Emporia State	W 62-45
@Washburn University	L 62-88
@St. Benedict's	L 59-72
@Emporia State	W 75-59
Washburn University	L 72-83
@Southwestern College	W 68-58
Santa Barbara	W 71-50
Northwestern Oklahoma	W 67-47
@Bethany College	L 68-70
Pittsburg State	W 98-61
St. Benedict's	W 55-50
Southwestern College	W 77-67
@Pittsburg State	W 65-64
@Rockhurst	L 74-80

1952-53 (15-7) Cade Suran

Southwestern Oklahoma	W 59-52
@Bethany College	W 88-52
@Wichita State	L 50-72
Omaha University	W 80-67
@Kansas Wesleyan	W 73-72
San Diego State	W 74-58
vs. Bethany College	W 81-58
vs. St. Benedict's	L 44-64
vs. Pittsburg State	W 62-60
Kansas Wesleyan	W 79-78
St. Benedict's	W 69-49
Wichita State	L 82-86
@Emporia State	W 61-52
Washburn University	L 68-70
@Southwestern College	W 72-58
@Pittsburg State	L 65-72
Bethany College	W 92-69

Southwestern College	W 80-68
Pittsburg State	W 81-76
Emporia State	W 73-49
@Washburn University	L 66-81
@St. Benedict's	L 52-68

1953-54 (11-10) Cade Suran

@Northwestern Oklahoma	W 75-61
@Wichita State	L 54-76
Southwestern Oklahoma	W 85-74
Northwestern Oklahoma	W 74-59
Augustana (S.D.)	W 88-78
vs. McPherson College	W 94-74
vs. Washburn University	W 80-79
vs. St. Benedict's	W 63-62
@Regis College	W 79-66
Southwestern College	W 80-73
@Southwestern College	L 60-66
@Pittsburg State	L 70-76
Wichita State	L 50-102
Regis College	L 71-75
@Emporia State	L 62-69
St. Benedict's	L 58-66
@Washburn University	L 78-88
@St. Benedict's	L 55-79
Pittsburg State	W 81-73
Emporia State	W 57-51
Washburn University	L 61-80

1954-55 (16-4) Cade Suran

Southwestern College	W 88-71
@Northwestern Oklahoma	W 72-58
@Wichita State	L 72-90
Hastings College	W 89-78
Kearney State	W 83-55
Central Oklahoma	W 98-86
vs. Taylor University (Ind.)	W 82-79
vs. Missouri-Rolla	W 77-75
vs. McKendree College (Ill.)	W 90-71
St. Benedict's	W 74-70
Emporia State	W 70-57
@Southwestern College	W 79-75
@Pittsburg State	L 62-108
Northwestern Oklahoma	W 96-61
@Washburn University	W 88-81
Southwestern College	L 74-82
@Emporia State	L 73-79
Pittsburg State	W 77-73
Washburn University	W 81-69
@St. Benedict's	W 84-64

1955-56 (9-12) Cade Suran

Southwest Oklahoma	L 61-66
Kearney State	L 67-69
Western State	W 83-79
Central Oklahoma	W 78-68
Phillips	W 85-77
Eastern New Mexico	L 80-83
Arkansas State	L 66-77
Western State	L 77-78
Washburn University	W 82-72
Emporia State	L 66-78
Southwestern College	W 71-66
Missouri-Kansas City	W 90-76
St. Benedict's	L 64-79
Emporia State	W 88-77
Southwestern College	L 79-94
Pittsburg State	L 49-88
St. Benedict's	L 61-67
Fort Riley	W 94-89
Washburn University	L 67-81

SEASON-BY-SEASON RESULTS



#DEFENDTHEFORT

Missouri-Kansas City	W 90-72
Pittsburg State	L 68-87
1956-57 (11-9) Cade Suran	
Southwestern Oklahoma	W 109-92
Central Oklahoma	L 64-65
Kearney State	W 73-56
Peru State	W 91-77
Lincoln University	W 85-83
Missouri-Rolla	L 64-70
Southern Mississippi	W 80-67
Eastern New Mexico	L 76-82
Emporia State	L 69-85
Washburn University	L 60-88
Missouri-Kansas City	W 91-79
Southwestern College	W 82-60
St. Benedict's College	W 63-60
Pittsburg State	W 76-74
St. Benedict's	L 60-70
Emporia State	L 69-85
Missouri-Kansas City	W 88-65
Southwestern College	L 67-74
Pittsburg State	L 78-82
Washburn University	W 100-88
1957-58 (6-13) Gross/McConnell	
Southwestern Oklahoma	L 61-76
North Dakota	L 61-68
Colorado College	W 50-48
Colorado State-Greeley	W 78-72
Phillips University	W 99-65
Eastern New Mexico	L 67-73
Southwestern College	W 72-66
Colorado State-Greeley	W 71-67
Emporia State	W 75-68
Omaha University	L 61-62
St. Benedict's	L 35-52
Washburn University	L 73-77
St. Benedict's	L 58-67
Southwestern College	L 65-90
Pittsburg State	L 67-79
Washburn University	L 62-74
Pittsburg State	L 62-77
Emporia State	L 65-76
Southwestern College	L 61-67
1958-59 (23-4) Cade Suran	
Southwestern Oklahoma	W 79-54
Kearney State	W 69-46
Central Oklahoma	W 77-74
Missouri-Kansas City	W 77-69
Kansas Wesleyan	W 79-65
Colorado College	W 75-68
Eastern New Mexico	L 68-70
Southwestern Oklahoma	W 77-62
Missouri-Kansas City	W 68-57
Emporia State	W 77-67
St. Benedict's College	W 65-53
Southwestern College	W 68-66
Washburn University	W 71-55
Omaha University	W 70-53
Pittsburg State	W 63-51
St. Benedict's College	W 60-41
Washburn University	W 78-66
Southwestern College	W 75-57
Pittsburg State	L 61-63
Emporia State	W 56-55
Ottawa University	W 86-71
Ottawa University	W 79-70
Westminster of Utah	W 73-60
Arkansas State	W 59-48

West Virginia Wesleyan	W 98-83
Pacific Lutheran	L 71-80
Texas State	L 80-87
1959-60 (15-6) Cade Suran	
Southwestern Oklahoma	W 66-62
Kearney State	W 82-65
@Colorado College	L 76-83
@Colorado State-Greeley	W 83-72
Missouri-Kansas City	W 87-51
Colorado State-Greeley	W 73-66
@Westminster MO	L 71-78
vs.Southwestern College	W 69-65
@Ottawa University	W 76-70
vs. Southwestern College	W 75-61
Omaha University	W 83-44
@Pittsburg State	L 62-67
Emporia State	W 56-44
@St. Benedict's College	W 66-53
@Omaha University	W 78-58
Kansas Wesleyan	W 97-67
St. Benedict's College	L 63-70
@Washburn University	W 71-68
@Emporia State	L 60-62
@Pittsburg State	L 76-78
Washburn University	W 90-73
1960-61 (11-8) Cade Suran	
Southwestern Oklahoma	W 88-59
@Hastings College	W 80-69
Colorado College	W 74-63
Omaha University	W 81-64
@Kearney State	L 78-95
New Mexico Highlands	W 73-67
Prairie View A & M	L 79-95
Bethany College	W 76-56
@Pittsburg State	L 61-66
Emporia State	L 59-79
@Kansas Wesleyan	W 71-62
St. Benedict's	W 65-61
Washburn University	L 73-79
@Missouri-Kansas City	W 102-77
Washburn University	W 85-73
@Omaha University	L 65-69
@St. Benedict's	L 77-83
Pittsburg State	W 79-74
@Emporia State	L 68-85
1961-62 (19-4) Cade Suran	
Southwestern College	W 96-71
Southwestern Oklahoma	W 100-60
@Colorado College	W 85-74
@Colorado State-Greeley	W 69-65
Kearney State	W 100-90
Omaha University	W 71-65
Adams State	W 105-81
vs.St. Michael's	L 83-87
vs.Panhandle A&M	W 66-63
@Carthage College	W 79-56
@St. Benedict's	L 63-80
@Emporia State	L 67-72
Pittsburg State	W 92-68
Kansas Wesleyan	W 90-77
@Pittsburg State	W 81-71
Emporia State	W 89-74
@Washburn University	W 62-54
@Omaha University	W 94-85
St. Benedict's	W 75-63
Washburn University	W 73-63
@Ottawa University	W 76-52
Ottawa University	W 42-36

vs.Lewis & Clark	L 69-75
1962-63 (21-7) Cade Suran	
Southwestern Oklahoma	W 97-74
@Univ. of New Mexico	L 55-66
@Kearney State	W 122-88
Colorado State-Greeley	W 108-71
Washburn University	W 76-47
Arkansas A M & N	W 86-66
vs.Southwestern College	W 89-84
vs.Pittsburg State	W 74-70
@Washburn University	L 66-68
Emporia State	W 83-79
@Kansas Wesleyan	W 75-54
@Pittsburg State	L 83-96
@Southwestern College	W 90-75
Pan American College	L 73-85
@St. Benedict's	L 68-72
@Omaha University	W 101-76
@Emporia State	W 78-67
St. Benedict's	W 86-83
Omaha University	W 94-57
Pittsburg State	W 95-79
@Emporia State	W 68-64
Southwestern College	W 105-91
@Southwestern College	W 78-66
vs.Eastern New Mexico	W 95-69
vs.Augsburg College	W 82-71
vs.Rockhurst College	W 96-76
vs.Western Carolina	L 84-100
vs.Grambling State	L 86-107
1963-64 (10-9) Cade Suran	
@Southwestern Oklahoma	W 83-76
Southern Colorado	W 112-110
Kansas Wesleyan	W 49-36
Hastings College	W 95-72
Kearney State	W 106-73
@Washburn University	L 89-93(ot)
@Southern Colorado	L 96-99
@Colorado State-Greeley	L 90-94
@Central Oklahoma	W 86-84
Omaha University	L 82-85
Emporia State	W 79-67
Pittsburg State	W 108-93
@St. Benedict's	L 80-86
@Omaha University	L 71-86
Washburn University	W 95-82
St. Michael's College	W 84-82
@Emporia State	L 71-79
@Pittsburg State	L 83-106
St. Benedict's	L 98-106
1964-65 (9-13) Cade Suran	
Southwestern Oklahoma	W 82-72
Southwestern College	W 86-62
St. Benedict's	W 91-74
@Hastings College	L 67-82
@Kearney State	L 80-83
Northwestern Oklahoma	W 104-88
@Quincy College	L 80-110
vs.Oklahoma Baptist	L 65-67
vs.St. Cloud State	L 78-84
@Pittsburg State	L 62-74
@Lincoln University	L 77-86
Omaha University	W 92-63
@Southern Colorado	L 75-88
Southern Colorado	L 83-88
vs.Southern Colorado	W 79-71
@Emporia State	W 74-60
@Washburn University	L 75-95

Emporia State	W 103-72
Pittsburg State	L 79-83
@Omaha University	L 57-58
@St. Benedict's	L 79-86
Washburn University	W 98-75
1965-66 (11-10) Charles Brehm	
@Southwestern College	W 91-73
Lincoln University	W 89-78
Southern Colorado	W 86-76
Kearney State	W 103-78
@Southern Colorado	L 85-89
Colorado State-Greeley	W 84-82
vs.Omaha University	W 78-62
vs.Illinois State	L 82-84
vs.Rockhurst	L 73-74
Pittsburg State	L 65-71
@Omaha University	W 69-67
@St. Benedict's	L 53-69
Bethany College	W 69-68
Hastings College	W 76-64
Emporia State	L 80-92
Washburn University	W 75-68
@Emporia State	L 60-72
@Pittsburg State	L 82-94
St. Benedict's	L 68-76
Omaha University	W 86-68
@Washburn University	L 75-80
1966-67 (8-13) Charles Brehm	
@Southwestern Oklahoma	L 92-107
Southwestern College	W 82-64
Southern Colorado	L 67-77
@Kearney State	W 96-79
@Southern Colorado	L 85-88
Chadron State	W 82-80
@Omaha University	L 56-70
Southwestern Oklahoma	W 71-66
Lincoln University	L 85-100
Pittsburg State	W 68-66
St. Mary of the Plains	L 82-83
@St. Benedict's	L 70-93
@Washburn University	L 55-64
Kearney State	W 93-85
Emporia State	W 79-75
@Lincoln University	L 79-102
Omaha University	W 57-55
@Emporia State	L 72-87
@Pittsburg State	L 68-76
Washburn University	L 61-75
St. Benedict's	L 67-78
1967-68 (11-11) Charles Brehm	
Southern Colorado	W 76-68
@Northwestern Oklahoma	W 75-74
@Southern Colorado	L 79-102
Omaha University	W 102-80
Southwestern Oklahoma	W 90-80
@St. Benedict's	W 75-70
vs.Abilene Christian	L 65-95
vs.Rocky Mountain	W 108-88
Hastings College	W 62-55
Emporia State	L 81-85
@Kearney State	L 78-84
@Pittsburg State	L 62-67
@Hastings College	L 80-99
@Washburn University	L 61-79
Northwestern Oklahoma	W 88-82
@Emporia State	L 62-85
St. Mary of the Plains	L 73-84
@Omaha University	W 80-67

U
F
C
P
O
R
V
M
R
C
H



SEASON-BY-SEASON RESULTS

2019-20 FORT HAYS STATE MEN'S BASKETBALL

Pittsburg State W 93-63
 @St. Mary of the Plains L 74-82
 Washburn University L 72-76
 St. Benedict's W 88-67

1968-69 (9-13) Charles Brehm

Kearney State W 90-85
 Northwestern Oklahoma W 78-57
 St. Benedict's W 66-64
 Lincoln University L 77-85
 @Pittsburg State L 76-101
 @Southwestern Oklahoma L 63-85
 @Lincoln University L 79-94
 @St. Benedict's L 68-73
 vs. North West Missouri St. W 75-70
 vs. Midland College W 72-63
 @Colorado State-Greeley L 84-88
 @Southern Colorado L 76-77
 Emporia State W 85-78
 Colorado State-Greeley W 95-79
 @Nebraska-Omaha L 68-79
 @Washburn University L 73-83
 Southern Colorado L 80-85
 Pittsburg State W 74-72
 @Northwestern Oklahoma L 85-103
 Washburn University L 60-74
 @Emporia State L 62-73
 Nebraska-Omaha W 102-86

1969-70 (14-9) Charles Brehm

@Kearney State L 90-116
 Northwestern Oklahoma W 101-88
 St. Benedict's W 65-62
 @Washburn University L 67-75
 @Pittsburg State W 89-80
 Washburn University W 82-53
 @St. Benedict's W 68-66
 vs. Southern Utah *WF 85-90
 vs. Colorado Mines W 100-79
 @Emporia State W 73-63
 Southern Colorado W 71-67
 Hastings College W 98-75
 Pittsburg State L 86-102
 Nebraska-Omaha W 93-86
 Kearney State W 100-93
 @Colorado State-Greeley L 92-97
 @Southern Colorado L 69-86
 @Hastings College L 75-92
 Colorado State-Greeley W 92-73
 @Northwestern Oklahoma L 72-89
 Emporia State W 93-82
 @Nebraska-Omaha L 80-84
 vs. St. Mary of the Plains L 65-67

*-Southern Utah forfeits game

1970-71 (15-11) Charles Brehm

Kearney State W 101-72
 @Regis College L 67-83
 @St. Benedict's L 50-53
 @Kearney State L 71-102
 Hastings College W 84-79
 St. Benedict's W 75-64
 Emporia State W 74-73
 vs. Carroll College W 86-71
 vs. Western Montana State W 80-79
 @Western Montana State L 62-72
 @Northwestern Oklahoma L 69-92
 @Nebraska-Omaha L 81-86
 Washburn University W 74-60
 Pittsburg State W 86-67
 Regis College W 76-69

@Southern Colorado W 64-62
 @Northern Colorado L 62-83
 @Pittsburg State W 73-72
 @Washburn University W 83-70
 Nebraska-Omaha W 99-74
 @Hastings College L 95-103
 Northern Colorado W 97-73
 Southern Colorado L 69-76
 @Emporia State L 75-77
 @Western New Mexico W 101-99
 vs. Friends University L 85-92

1971-72 (13-11) Charles Brehm

Benedictine College L 76-81
 Kearney State W 84-83
 Northwestern Oklahoma W 83-81
 Regis College W 78-72
 @Hastings College L 80-92
 @Emporia State W 59-63
 vs. Eastern New Mexico W 90-74
 @Grand Canyon College L 64-75
 Hastings College W 87-80
 Nebraska-Omaha W 94-86
 @Washburn University L 63-74
 @Pittsburg State L 56-71
 @Kearney State L 72-84
 Northern Colorado W 68-59
 Southern Colorado L 75-77
 Pittsburg State W 78-62
 Washburn University W 63-57
 @Nebraska-Omaha W 62-61
 Kansas Newman W 93-59
 @Southern Colorado L 57-76
 @Northern Colorado W 57-54
 @Kansas Newman W 66-65
 Emporia State L 75-76
 @Benedictine College L 57-74

1972-73 (9-15) Charles Brehm

Fort Lewis College W 91-68
 @Kearney State W 98-91
 Kansas Newman W 83-82
 @Washburn University W 63-59
 Kearney State W 96-93
 vs. Western Carolina L 57-89
 vs. Carson-Newman W 84-83
 Northern Colorado W 78-75
 Southern Colorado L 60-62
 @Kansas Newman L 73-87
 @Emporia State L 57-62
 @Nebraska-Omaha L 69-78
 Benedictine College W 50-48
 @Northwestern Oklahoma L 60-69
 Pittsburg State W 79-72
 @Eastern New Mexico L 65-87
 @Northern Colorado L 70-77
 @Southern Colorado L 56-86
 Northwestern Oklahoma L 64-75
 Emporia State L 78-80
 @Benedictine College L 60-73
 Nebraska-Omaha L 83-89
 Washburn University L 66-70
 @Pittsburg State L 57-78

1973-74 (14-9) Charles Brehm

East Central (Okla.) W 74-68
 Gardner-Webb (N.C.) L 70-95
 @Kansas Newman L 58-66
 Washburn University W 81-78
 @Kearney State L 75-83
 Benedictine College W 60-59

Central Missouri State W 85-82
 Adams State W 87-74
 @Northern Colorado W 75-71
 @Southern Colorado L 69-75
 Emporia State W 75-72
 Kearney State W 113-108
 Kansas Newman W 96-73
 @Pittsburg State L 70-108
 Eastern New Mexico W 64-61
 Northern Colorado L 64-74
 Southern Colorado L 65-71
 @Northwestern Oklahoma W 73-71
 @Emporia State L 71-84
 @Washburn University L 57-81
 Northwestern Oklahoma W 98-90
 @Benedictine College W 74-72
 Pittsburg State W 89-73

1974-75 (12-13) Charles Brehm

Sterling College W 93-65
 Kearney State L 93-98
 Central Oklahoma W 60-49
 Oklahoma Baptist W 76-58
 @Benedictine College L 76-81(ot)
 @Kansas Newman L 70-73
 Southwestern College L 72-74
 vs. Oklahoma Baptist L 49-56
 vs. American Christian L 81-82
 Northern Colorado W 80-62
 Southern Colorado W 78-56
 @Kearney State L 94-111
 @Emporia State L 76-84
 Panhandle State W 89-73
 Washburn University W 68-60
 Pittsburg State L 80-82
 @Northern Colorado L 73-75
 @Southern Colorado L 77-82(ot)
 Benedictine College W 92-63
 Emporia State W 105-83
 Kansas Newman W 90-87
 @Washburn University W 76-74
 @Pittsburg State L 74-83
 Pittsburg State W 93-87
 vs. Marymount College L 67-91

1975-76 (19-9) Charles Brehm

vs. Tabor College W 81-57
 vs. Kansas Newman W 89-77
 vs. Emporia State W 76-73
 Panhandle State W 94-62
 @Drake University L 92-102
 @Marymount College L 58-78
 Marymount College W 66-62
 @Benedictine College L 58-67
 Hastings College W 83-82
 @Kansas Newman L 82-109
 @Southern Colorado W 80-60
 @Northern Colorado W 71-70
 @Kearney State L 94-102
 Emporia State W 86-74
 @Hastings College W 68-66
 Washburn University W 61-52
 @Panhandle State W 85-76
 @Pittsburg State L 76-81
 Southern Colorado W 76-64
 Northern Colorado W 60-58
 Kansas Newman W 91-79
 @Emporia State L 71-75
 Benedictine College W 68-60
 Kearney State W 100-87
 @Washburn University W 62-58

Pittsburg State L 56-67
 vs. Kansas Wesleyan W 97-85(ot)
 vs. Marymount College L 73-83

1976-77 (10-17) Charles Brehm

vs. Langston College L 71-77
 vs. Oklahoma S&A W 76-72
 vs. Tabor College W 84-80
 @Marymount College L 82-94
 Kansas Newman W 68-57
 @Benedictine College W 58-57
 Marymount College L 69-78
 Benedictine College W 82-69
 @Grand Canyon College L 72-85
 vs. Occidental College L 80-88
 @Kansas Newman W 74-65
 Hastings College L 81-84
 @Emporia State L 60-77
 @Washburn University L 59-64
 @Hastings College L 69-74
 Wayne State (Neb.) L 88-93
 Missouri Western L 68-78
 @Kearney State L 86-88
 Missouri Southern W 69-62
 Pittsburg State W 51-50
 @Wayne State (Neb.) L 82-98
 @Missouri Western L 58-67
 Emporia State L 78-79(ot)
 Washburn University W 88-71
 @Missouri Southern L 64-79
 @Pittsburg State L 55-67
 Kearney State W 87-85

1977-78 (11-18) Joe Rosado

@Culver-Stockton W 82-72
 @Southwestern Oklahoma W 88-74
 @Oklahoma S&A L 80-85
 @Marymount College L 81-114
 Benedictine College W 71-53
 Hastings College L 104-107
 Marymount College L 89-95
 @Benedictine College L 63-86
 @Kansas Newman L 77-86
 @Baker University W 98-97
 @Friends University L 82-87
 @Panhandle State W 92-76
 @Ottawa University W 87-71
 Kansas Newman L 80-82
 Kearney State W 98-82
 Emporia State W 85-77
 Washburn University L 69-71
 @Hastings College L 74-91
 @Wayne State (Neb.) L 92-112
 @Missouri Western W 51-50
 @Missouri Southern L 68-87
 @Pittsburg State L 83-86
 Wayne State (Neb.) L 104-109
 Missouri Western W 79-76
 @Emporia State L 78-95
 @Washburn University L 63-86
 Missouri Southern L 87-88
 Pittsburg State W 108-93
 @Kearney State L 82-99

1978-79 (16-17) Joe Rosado

Benedictine College W 79-77
 vs. Chaminade L 89-92
 vs. BYU-Hawaii W 97-87
 vs. Chaminade L 78-88
 @Hastings College L 90-95
 @Benedictine College L 65-67

SEASON-BY-SEASON RESULTS



#DEFENDTHEFORT

Central Missouri State	L 74-80
Panhandle State	W 88-69
Wayland Baptist	W 98-82
vs. Augustana (S.D.)	L 65-75
vs. Westminster	W 104-92
Oklahoma S&A	W 66-62
Oklahoma S&A	L 67-75
@ Drake University	L 66-99
@ Kearney State	L 92-98
Missouri Western	L 78-79(ot)
Wayne State (Neb.)	W 64-61(ot)
Hastings College	W 113-82
Pittsburg State	W 102-70
Missouri Southern	W 94-78
Kansas Newman	W 72-67
@ Missouri Western	L 72-74
@ Wayne State (Neb.)	L 77-100
Washburn University	L 71-79
Emporia State	W 86-83(ot)
Bethany College	W 89-84
@ Pittsburg State	L 79-97
@ Missouri Southern	L 66-68
@ Kansas Newman	W 87-84
@ Washburn University	L 73-94
@ Emporia State	W 81-76
Kearney State	W 102-100(ot)
Pittsburg State	L 65-66

1979-80 (17-16) Joe Rosado

Doane College	W 80-68
Chadron State	L 64-78
SE Oklahoma State	L 79-86
@ Marymount College	L 68-76
Marymount College	W 86-78
@ San Diego State	L 77-101
@ Kansas Newman	L 67-80
@ Tulane University	L 80-94
@ McPherson College	W 103-60
Langston University	W 106-90
Langston University	W 85-67
Ottawa University	W 74-64
@ Denver University	L 86-88
@ Bethany College	L 71-79
@ Missouri Southern	L 69-73
@ Pittsburg State	L 63-65
Kearney State	L 82-84(ot)
Wayne State (Neb.)	W 69-56
Missouri Western	W 110-81
Mid-American Nazarene	W 87-68
Kansas Newman	W 86-78
@ Emporia State	L 66-69
@ Washburn University	L 69-85
Pittsburg State	W 79-75
Missouri Southern	W 90-77
Kansas Wesleyan	W 94-79
Emporia State	W 90-66
Washburn University	W 92-72
@ Wayne State (Neb.)	L 82-91
@ Missouri Western	W 68-65
@ Kearney State	L 87-93
Tabor College	W 100-86
@ Washburn University	L 62-74

1980-81 (30-4) Joe Rosado

Wayland Baptist	W 85-67
Colorado Christian (Rockmont Coll.)	W 109-67
Columbia College	W 73-52
@ Marymount College	W 92-80
Kansas Wesleyan	W 99-63
Sterling College	W 65-55
@ Kearney State	W 77-76

Marymount College	W 90-78
Kansas Newman	W 116-85
McPherson College	W 89-55
Harris-Stowe	W 100-65
@ Baptist Bible	W 91-87
@ Tabor College	W 121-81
@ Ottawa College	W 78-68
@ Kansas Newman	W 63-62
@ Missouri Western	W 76-65
@ Wayne State (Neb.)	W 91-85
Denver University	W 72-62
Washburn University	W 70-63
Emporia State	W 86-63
Bethany College	W 80-72
@ Pittsburg State	W 71-61
@ Missouri Southern	L 73-91
@ Washburn University	L 61-75
@ Emporia State	W 64-61
Missouri Western	W 90-79
Wayne State (Neb.)	W 88-66
Pittsburg State	W 95-81
Missouri Southern	L 77-84
Kearney State	W 85-83
Emporia State	W 91-67
Benedictine College	W 74-68
Washburn University	W 66-62
@ Hanover College	L 64-66

1981-82 (9-21) Rob Garrett

Colorado Christian (Rockmont Coll.)	W 105-41
Northeastern State (Okla.)	L 51-67
Marymount College	L 81-102
Sterling College	L 81-86
St. Mary of the Plains	L 67-78
Kearney State	L 61-69
@ Marymount College	L 53-94
Kansas Newman	L 69-75
McPherson College	W 84-75
vs. Auburn-Montgomery	L 35-36
vs. Winthrop College	L 45-54
vs. Chicago State	L 55-96
@ Univ. of Texas-El Paso	L 47-88
Oklahoma Christian	L 65-83
Washburn University	L 51-63
Emporia State	L 68-81
@ Kansas Newman	W 61-58
@ Missouri Southern	L 62-71
@ Pittsburg State	W 50-48
@ Bethany College	L 57-58
Missouri Western	L 67-79
Wayne State (Neb.)	W 77-71
@ Emporia State	W 54-52 (4ot)
@ Washburn University	L 50-61
@ Wayne State (Neb.)	W 72-63
@ Missouri Western	L 69-97
Pittsburg State	W 66-64
Missouri Southern	W 71-61
@ Kearney State	L 74-89
@ Emporia State	L 60-70

1982-83 (32-4) Bill Morse

McPherson College	W 88-53
College of Santa Fe	W 78-77
@ Sterling College	W 85-62
@ St. Mary of the Plains	W 77-63
@ Kearney State	W 79-74
Kansas Newman	W 88-74
@ Hastings College	L 75-82
Marymount College	W 98-89
Panhandle State	L 92-103
Hastings College	W 94-83

vs. Northeastern State (Okla.)	W 53-45
@ Kansas Newman	W 63-53
vs. Friends University	W 64-61
@ Missouri Western	W 68-66
@ Wayne State (Neb.)	W 72-64
Emporia State	W 72-59
Washburn University	W 70-67
Missouri Southern	W 82-79
Pittsburg State	W 83-67
@ Washburn University	W 70-62
@ Emporia State	W 84-72
Wayne State (Neb.)	W 77-70
Missouri Western	W 77-62
@ Panhandle State	L 83-91
@ Pittsburg State	W 56-51
@ Missouri Southern	W 81-76
Kearney State	W 80-72
@ Marymount College	W 82-76
Friends University	W 74-63
Emporia State	W 72-65
Marymount College	W 76-73
vs. Southern Arkansas	W 71-65
vs. St. Thomas Aquinas	W 72-67
vs. Loras College	W 74-71
vs. West Virginia Wesleyan	L 56-71
vs. Chaminade	W 85-76

1983-84 (35-2) Bill Morse

NAIA National Champions

Benedictine College	W 93-54
Bethel College	W 109-54
Doane College	W 86-65
@ Marymount College	W 96-61
@ Doane College	W 79-67
Kearney State	W 82-78
Bethany College	W 104-64
Tabor College	W 93-67
@ University of Arizona	L 64-81
@ Kansas Newman	W 81-61
@ Emporia State	W 71-58
@ Washburn University	W 86-79
Panhandle State	W 105-88
Pittsburg State	W 97-64
Missouri Southern	W 61-52
@ Panhandle State	W 96-90
Wayne State (Neb.)	W 86-69
Missouri Western	W 67-61
Kansas Newman	W 73-48
@ Missouri Southern	W 57-55
@ Pittsburg State	W 86-61
@ Benedictine College	W 74-56
Washburn University	W 75-60
Emporia State	L 61-62
@ Wayne State (Neb.)	W 64-56
@ Missouri Western	W 67-65
@ Kearney State	W 89-66
Marymount College	W 73-63
St. Mary of the Plains	W 83-44
Friends University	W 79-63
Emporia State	W 74-67
Washburn University	W 71-60
vs. Taylor University	W 70-47
vs. Central Wesleyan	W 76-68
vs. Waynesburg	W 87-55
vs. Chicago State	W 86-84(ot)
vs. Wisc.-Stevens Point	W 48-46(ot)

1984-85 (35-3) Bill Morse

NAIA National Champions

@ Bethany College	W 113-70
@ Doane College	W 68-64

Panhandle State	W 110-80
Langston University	W 98-82
Doane College	W 104-77
Marymount College	L 66-67
@ Kearney State	W 71-70
@ Drury College	W 70-64
vs. Alaska-Anchorage	W 84-67
vs. Chaminade	W 82-77
Jarvis Christian	W 115-73
Benedictine	W 68-53
@ College of Santa Fe	L 63-66
@ Panhandle State	W 105-67
Missouri Southern	W 72-58
Pittsburg State	W 59-44
@ Kansas Newman	W 67-56
@ Missouri Western	W 72-70
@ Wayne State (Neb.)	W 64-50
Kansas Newman	W 86-70
Emporia State	W 109-85
Washburn University	L 63-78
Kearney State	W 89-71
Wayne State (Neb.)	W 97-78
Missouri Western	W 82-65
@ Pittsburg State	W 57-56
@ Missouri Southern	W 71-64
@ Marymount College	W 74-73
@ Washburn University	W 84-80(ot)
@ Emporia State	W 91-70
Kansas Wesleyan	W 85-63
Marymount College	W 84-64
Washburn University	W 73-54
vs. Rocky Mountain	W 80-67
vs. David Lipscomb	W 55-48
vs. Athens State	W 67-63
vs. Central Washington	W 65-64
vs. Wayland Baptist	W 82-80(ot)

1985-86 (25-9) Bill Morse

Doane College	W 102-72
Missouri-Kansas City	W 82-72
Lincoln University	W 105-57
Central Oklahoma	W 79-48
@ Drury College	L 58-61
Briar Cliff College	L 73-75
@ Marymount College	W 97-66
Concordia College (Neb.)	W 89-58
Kearney State	W 92-66
Drury College	W 74-72
Carson Newman College	W 85-75
@ Briar Cliff (Iowa)	L 73-78
Missouri Valley College	W 102-48
West Virginia Tech	W 82-69
@ Kansas Newman	W 71-67
Missouri Western	W 86-78
Wayne State (Neb.)	W 77-47
@ Emporia State	L 81-88
@ Washburn University	L 61-66
@ Missouri Southern	L 72-78
@ Pittsburg State	W 78-73
Kansas Newman	W 68-63
Washburn University	W 79-67
Emporia State	W 104-70
Marymount College	W 85-70
@ Wayne State (Neb.)	W 72-37
@ Missouri Western	L 76-78
@ Kearney State	W 73-62
Pittsburg State	W 94-68
Missouri Southern	W 56-54
@ Missouri-Kansas City	L 78-83(ot)
Friends University	W 97-69
Washburn University	W 79-67
@ Emporia State	L 84-92

U
F
C
P
O
R
V
M
R
C
H



SEASON-BY-SEASON RESULTS

1986-87 (23-9) Bill Morse

Arkansas Baptist	W 108-66
Panhandle State	W 89-78
Marymount College	W 97-69
Drury College	W 78-70
@Kansas Newman	W 95-64
Grand Canyon	W 90-67
@Kearney State	L 86-88(ot)
vs. Southwestern Oklahoma	L 75-90
@Southern Nazarene	L 77-79
Baptist Christian	W 119-75
@Drury College	L 64-73
Emporia State	W 83-66
Washburn University	L 84-94(ot)
@Marymount College	W 89-61
@Pittsburg State	W 81-74
@Missouri Southern	L 74-77
@Panhandle State	W 90-86
@Missouri Western	W 90-70
@Wayne State (Neb.)	W 70-64
Benedictine College	W 81-76
Missouri Southern	W 96-86
Pittsburg State	W 102-74
Southern Nazarene	W 89-73
@Washburn University	L 85-89
@Emporia State	L 81-87
Kearney State	W 115-106
Wayne State (Neb.)	W 90-58
Missouri Western	W 86-54
Kansas Newman	W 83-80(ot)
Friends University	W 75-40
Emporia State	W 84-71
@Washburn University	L 61-63

1987-88 (28-5) Bill Morse

Concordia Lutheran	W 121-68
Southwestern (Tex.)	W 80-65
Kearney State	W 108-83
Phillips University	W 94-77
Drury College	W 80-74
@Kearney State	W 94-76
@Drury College	W 70-67
Tabor College	W 86-73
Southern Nazarene	W 74-68
@Wayne State (Neb.)	W 86-68
@Missouri Western	W 99-91
Northwestern Oklahoma	W 82-76
Washburn University	L 77-82
Emporia State	L 70-77
@Panhandle State	L 77-78
Pittsburg State	W 100-55
Missouri Southern	W 82-56
Spring Arbor	W 98-56
@Emporia State	W 97-91(ot)
@Washburn University	L 62-72
@Rockhurst College	W 78-73
Missouri Western	W 97-75
Wayne State (Neb.)	W 67-50
Marymount College	W 105-67
@Missouri Southern	W 93-49
@Pittsburg State	W 72-65
Panhandle State	W 100-83
@Marymount College	W 100-82
Friends University	W 68-59
Emporia State	W 105-89
@Washburn University	W 89-86
vs. Belmont Abbey	W 95-63
vs. Grand Canyon	L 95-101

1988-89 (21-9) Bill Morse

Northwestern Oklahoma	W 72-60
Rockhurst College	W 85-70
@Mid-America Nazarene	W 85-75
@Benedictine College	W 80-65
@Kearney State	L 85-100
Panhandle State	W 97-75
@Marymount College	W 83-82(ot)
Drury College	W 71-65
@Drury College	L 64-80
@Panhandle State	L 67-84
Kearney State	W 98-94
Missouri Southern	W 84-66
Pittsburg State	W 78-73
Baker University	W 87-75
@Missouri Western	L 63-76
@Wayne State (Neb.)	W 86-74
Marymount College	W 81-74
Emporia State	L 80-85
Washburn University	W 87-76
@Northwestern Oklahoma	W 90-80
Wayne State (Neb.)	W 82-67
Missouri Western	W 72-71
@Pittsburg State	L 76-87
@Missouri Southern	W 84-70
Benedictine College	W 105-89
@Washburn University	L 76-88
@Emporia State	W 74-71
@Rockhurst College	L 76-81
Friends University	W 85-48
@Emporia State	L 62-64

1989-90 (18-12) Bill Morse

Colorado Mines	W 77-59
Cameron University	W 76-74
Angelo State	W 70-65
Truman State	W 66-63
vs. New Mexico Highlands	L 71-87
vs. Colorado College	W 95-84
@Adams State	W 80-71
Oral Roberts University	L 83-95
vs. Abilene Christian	W 89-78
@Angelo State	W 71-68
@Washburn University	L 71-79
Drury College	L 63-74
Abilene Christian	W 89-77
@Kearney State	W 83-74
vs. Wisc.-Stevens Point	L 67-78
@Drury College	L 54-93
Kansas Wesleyan	W 74-68
@Oral Roberts University	L 80-96
Adams State	W 72-58
Wayne State (Neb.)	W 82-61
Kearney State	W 101-85
Emporia State	L 67-85
@Kearney State	L 77-93
@Wayne State (Neb.)	W 84-69
Washburn University	L 72-74
Wayne State	W 105-76
Kearney State	W 85-83
@Emporia State	L 56-57
Tabor College	W 94-79
@Washburn University	L 56-70

1990-91 (18-12) Bill Morse

Kansas Wesleyan	W 100-64
Abilene Christian	W 95-78
Mississippi College	W 94-79
Washburn University	W 104-86
@Abilene Christian	W 94-71
vs. Angelo State	L 79-88

@Stonehill	W 93-90
@Washburn University	L 65-81
vs. Cal Poly S.L.O.	W 83-79(ot)
@Mesa State	L 97-110
@Western State	L 82-87
@Colorado Mines	W 89-64
Adams State	L 89-98(ot)
Fort Lewis	W 112-75
@Emporia State	L 75-76
@Wayne State (Neb.)	W 82-75
@Chadron State	W 116-101
@Adams State	L 68-78
@Fort Lewis	L 81-101
Western State	W 94-75
Mesa State	L 85-88
Colorado Mines	W 100-75
Wayne State (Neb.)	W 73-58
Chadron State	W 110-76
Emporia State	L 78-79
@Kearney State	L 90-102
Kearney State	W 99-71
McPherson College	W 87-66
Mid-America Nazarene	W 109-97
@Emporia State	L 89-109

1991-92 (18-10) Gary Garner

Colorado Mines	W 107-47
Mesa State	W 93-71
Chadron State	W 93-75
Abilene Christian	W 91-69
Angelo State	W 72-65
Washburn University	L 74-75
@Angelo State	L 68-76
vs. Abilene Christian	L 94-99
vs. West Texas A&M	W 68-65
@Washburn University	L 85-101
@Chadron State	W 93-88
Colorado Mines	W 90-70
@Western State	L 63-67
@Mesa State#	WF 70-96
New Mexico Highlands	W 81-65
Adams State	W 74-58
@Washburn University	L 60-84
Western State	W 80-58
Mesa State	W 85-46
@Emporia State	L 70-79
@N.M. Highlands	W 87-79(ot)
@Adams State	L 78-79
@Colorado Mines	W 100-81
Chadron State	W 109-69
Wayne State	W 86-62
Emporia State	W 85-69
@Nebraska-Kearney	L 105-113
@Wayne State	L 59-68
#Mesa forfeits ineligible player	

1992-93 (12-16) Gary Garner

UC-Colorado Springs	W 102-48
Cameron University	L 77-96
Tabor College	W 69-66
vs. Baker University	L 90-96(ot)
vs. Christ College-Irvine	L 71-83
Washburn University	L 58-73
@Pittsburg State	L 58-64
@Rockhurst	W 71-67
Emporia State	L 79-85
@Emporia State	L 68-85
Baker University	W 87-69
Nebraska-Kearney	L 76-88
@Nebraska-Kearney	L 79-98
Chadron State	W 91-88

Colorado Mines	W 69-61
Western State	L 69-71
Mesa State	W 57-48
Rockhurst	L 59-77
@New Mexico Highlands	W 73-63
@Adams State	W 72-68
@Western State	L 70-74(ot)
@Mesa State	L 69-81
New Mexico Highlands	W 85-54
Adams State	L 64-72
@Colorado Mines	W 77-58
@Chadron State	L 77-97
Adams State	W 74-73
@Western State	L 78-83

1993-94 (21-9) Gary Garner

Missouri Western	W 73-72
Clarke College	W 84-51
Sterling College	W 108-74
@Emporia State	W 95-94
Rockhurst College	W 90-83
@Washburn University	L 84-89
Friends University	W 84-69
Pittsburg State	L 76-81
Emporia State	L 83-85
Truman State	W 101-65
Ottawa University	W 89-83
Nebraska-Kearney	W 95-91
@Chadron State	L 92-102
@Colorado Mines	W 96-82
Mesa State	W 86-82
Western State	W 109-61
@N.M. Highlands	L 92-93(ot)
@Adams State	W 111-97
@Mesa State	L 77-79
@Western State	L 63-68
Chadron State	W 80-64
Colorado Mines	W 104-74
@Nebraska-Kearney	L 86-113
N.M. Highlands	W 114-81
Adams State	W 102-91
@Rockhurst College	W 82-60
Adams State	W 99-82
vs. Colorado Mines	W 91-74
vs. Mesa State	W 81-79
@North Dakota*	L 80-87

*NCAA II North Central Regional

1994-95 (24-7) Gary Garner

Oklahoma S & A	W 108-100
Northwestern Oklahoma	W 96-79
Sterling College	W 123-94
Emporia State	W 115-94
@Pittsburg State	W 97-91
Washburn University	L 93-106(ot)
@Emporia State	W 95-74
@Nebraska-Kearney	W 95-93
@Kansas University	L 55-93
Tabor College	W 96-80
N.M. Highlands	W 108-75
MidAmerica Nazarene	W 93-78
Colorado Mines	W 103-78
Chadron State	W 101-63
@Western State	L 68-75
@Mesa State	L 51-58
Fort Lewis	W 102-61
Adams State	W 116-89
Western State	W 91-68
Mesa State	W 90-70
@Colorado Mines	W 83-64
@Chadron State	L 85-91

SEASON-BY-SEASON RESULTS



#DEFENDTHEFORT

@Fort Lewis	W 87-85
@Adams State	W 99-88
Nebraska-Kearney	W 120-96
@N.M. Highlands	L 96-102
N.M. Highlands	W 102-78
vs.Nebraska-Kearney	W 85-79
vs.Mesa State	W 84-70
North Dakota State*	W 73-63
Morningside*	L 82-85

*NCAA II North Central Regional

1995-96 (34-0) Gary Garner

NCAA II National Champions

Oklahoma S&A	W 107-81
Pittsburg State	W 94-74
Ottawa University	W 107-70
@Washburn University	W 91-74
Friends University	W 92-67
Fort Lewis	W 122-86
Adams State	W 109-80
Emporia State	W 102-79
@Colorado Mines	W 80-61
@Chadron State	W 93-86
@Emporia State	W 78-48
Hastings College	W 105-63
Western State	W 94-83
Mesa State	W 80-57
@Nebraska-Kearney	W 82-79
N.M. Highlands	W 78-50
@Fort Lewis	W 89-75
@Adams State	W 81-71
Nebraska-Kearney	W 97-84
Colorado Mines	W 86-69
Chadron State	W 98-61
Kansas Wesleyan	W 114-71
McPherson College	W 104-71
@N.M. Highlands	W 88-68
@Western State	W 99-59
@Mesa State	W 69-62
Fort Lewis	W 112-72
vs.Colorado Mines	W 81-61
vs.Nebraska-Kearney	W 85-79
Regis University*	W 97-69
South Dakota State*	W 99-90
vs.North Alabama#	W 71-68
vs.California (Pa.)#	W 76-56
vs.Northern Kentucky#	W 70-63

*NCAA II North Central Regional

#NCAA II Elite 8

1996-97 (29-2) Gary Garner

Montana State-Billings	W 114-76
Washburn University	W 82-60
Northwestern Oklahoma	W 70-54
Tabor College	W 89-58
Ottawa University	W 104-49
@Western State	W 94-60
@Mesa State	W 89-58
N.M. Highlands	W 84-43
@Emporia State	W 66-55
@UC-Colorado Springs	W 80-52
@Southern Colorado	W 73-63
Adams State	W 80-46
Fort Lewis	W 105-69
@Colorado Mines	W 68-57
@Metro State	W 78-61
@Nebraska-Kearney	L 84-96
Denver University	W 91-53
Chadron State	W 112-54
Colorado Christian	W 57-30
Regis University	W 74-46

Nebraska-Kearney	W 97-67
@Chadron State	W 90-61
Colorado Mines	W 66-43
Metro State	W 87-59
@Colorado Christian	W 88-49
@Regis University	W 76-56
Regis University	W 73-43
vs.Southern Colorado	W 96-76
vs.Nebraska-Kearney	W 83-79(ot)
vs.North Dakota State*	W 82-78
@South Dakota State*	L 74-86

*NCAA II North Central Regional

1997-98 (22-7) Chad Wintz

Bethany College	W 98-85
Tabor College	W 89-64
MidAmerica Nazarene	W 101-72
Midwestern State	W 119-98
Western State	W 83-71
Mesa State	W 98-84
@Washburn University	L 80-86
@New Mexico Highlands	W 78-73
Emporia State	W 82-57
UC-Colorado Springs	W 96-67
Southern Colorado	W 76-69
@Adams State	W 74-72
@Fort Lewis College	L 82-93
Colorado Mines	W 79-61
Metropolitan State	W 67-64
Nebraska-Kearney	W 87-73
@Chadron State	W 90-78
@Denver University	W 71-63
@Colorado Christian	W 112-100
@Regis University	L 71-83
@Nebraska-Kearney	L 102-103
Chadron State	W 78-60
@Colorado Mines	W 71-55
@Metropolitan State	L 57-85
Colorado Christian	W 110-88
Regis University	W 75-59
Western State	W 103-83
vs.Nebraska-Kearney	L 82-107
vs.Metro State*	L 61-69

*NCAA II North Central Regional

1998-99 (14-13) Chad Wintz

Bethany College	W 89-77
Tabor College	W 97-53
@Kansas University	L 55-93
Washburn University	L 75-84
Sterling College	W 83-47
Colorado Mines	W 66-41
Metropolitan State	W 85-79(ot)
@Nebraska-Kearney	L 73-78
Colorado Christian	W 87-68
@Emporia State	L 66-79
@Chadron State	L 90-93
@Regis University	W 77-67
Ottawa University	W 88-59
Adams State	W 66-45
New Mexico Highlands	W 83-61
@Western State	L 83-97
@Mesa State	L 80-89(ot)
Fort Lewis	W 91-63
@UC-Colorado Springs	W 87-73
@Southern Colorado	L 64-85
@Colorado Mines	L 60-74
@Metro State	L 73-84
Nebraska-Kearney	L 64-77
@Colorado Christian	W 105-72
Chadron State	W 79-65

Regis University	L 58-69
@Metro State	L 65-84

1999-00 (18-9) Chad Wintz

Bethany College	W 102-69
Tabor College	W 80-54
Newman University	W 77-64
@Washburn University	L 53-73
Emporia State	W 76-64
McPherson College	W 77-66
@Colorado Mines	L 66-67
@Metro State	L 75-77
Chadron State	W 97-82
Regis University	W 72-65
Nebraska-Kearney	L 72-74
@Colorado Christian	W 110-78
@Adams State	W 76-69
@N.M. Highlands	L 89-99
Western State	W 81-70
Mesa State	W 71-62
Lincoln University	W 93-58
@Fort Lewis	L 78-82
UC-Colorado Springs	W 83-80
Southern Colorado	W 84-81
Colorado Mines	W 87-72
Metro State	W 88-62
@Nebraska-Kearney	L 69-73
Colorado Christian	W 99-60
@Chadron State	L 79-91
@Regis University	W 74-63
@Nebraska-Kearney	L 80-87

2000-01 (23-6) Chad Wintz

Bethany College	W 103-79
Baker University	W 113-66
Central Christian	W 103-50
@Emporia State	W 81-60
Rockhurst University	L 73-74
@UC-Colorado Springs	W 88-78
@Southern Colorado	W 81-76
N.M. Highlands	W 100-72
Fort Lewis College	W 101-74
Bethel College	W 71-51
@Mesa State	W 79-76
@Western State	W 73-71
Adams State	W 82-75
@Rockhurst University	L 56-71
Regis University	W 61-59
Colorado Christian	W 106-65
@Nebraska-Kearney	L 90-98
Metro State	W 62-58
@Colorado Mines	W 86-69
@Chadron State	W 77-63
@Regis University	W 77-66
@Colorado Christian	W 86-73
Nebraska-Kearney	W 74-68
@Metro State	L 76-79
Colorado Mines	W 83-61
Chadron State	W 93-73
Adams State	W 76-64
vs. Metro State	L 81-92
vs. SW Minnesota State*	L 63-82

*NCAA II North Central Regional

2001-02 (21-7) Mark Johnson

Bethany College	W 90-56
Tabor College	W 82-48
@Rockhurst	L 64-73
Central Christian	W 86-67
Emporia State	W 92-77
Southern Colorado	W 90-74

CU-Colorado Springs	W 71-48
Newman University	W 96-93(ot)
@New Mexico Highlands	W 82-68
@Fort Lewis	L 64-86
Mesa State	W 68-50
Western State	W 81-41
@Adams State	W 75-65
Rockhurst	W 88-87(ot)
@Colorado Christian	L 84-86(ot)
@Regis University	W 61-53
Nebraska-Kearney	L 65-69
@Metro State	W 82-81
Chadron State	W 74-67
Colorado Mines	L 62-75
Colorado Christian	W 78-58
Regis University	W 70-49
@Nebraska-Kearney	L 69-71
Metro State	W 76-72
@Chadron State	W 85-70
@Colorado Mines	W 66-61
Mesa State	W 76-62
vs.Nebraska-Kearney	L 86-94

2002-03 (23-8) Mark Johnson

Bethany College	W 75-60
Baker University	W 85-54
Bethel College	W 70-62
Central Christian College	W 82-45
Sterling College	W 72-61
Mesa State	L 77-81
@Emporia State	W 96-93
@N.M. Highlands	W 77-60
@Southern Colorado	L 71-74
Panhandle State	W 78-72(ot)
Fort Lewis	W 93-79
Adams State	W 70-51
@Panhandle State	W 74-62
@Western State	W 86-82(ot)
@UC-Colorado Springs	W 92-50
@Chadron State	W 90-80
@Metro State	L 60-72
Colorado Mines	W 78-72
Colorado Christian	W 104-64
@Nebraska-Kearney	L 72-78
Regis University	W 85-65
@Colorado Mines	L 71-87
@Colorado Christian	W 70-63
Nebraska-Kearney	W 89-75
@Regis University	W 67-60
Metro State	L 63-64
Chadron State	W 72-63
Colorado Mines	W 82-69
vs. Nebraska-Kearney	W 86-82
vs. Metro State	L 69-79
vs. South Dakota State*	L 78-84

*NCAA II North Central Regional

2003-04 (17-11) Mark Johnson

Bethany College	W 107-69
Mid-America Nazarene	W 92-73
Central Christian	W 79-43
Panhandle State	W 97-61
@Kansas University	L 40-80
@Mesa State	W 57-56
@Rockhurst	L 77-84
Emporia State	W 97-75
New Mexico Highlands	W 80-55
CSU-Pueblo	L 64-67
@Fort Lewis	L 60-92
@Adams State	L 50-61
Western State	W 97-46

U
F
C
P
O
R
V
M
R
C
H



SEASON-BY-SEASON RESULTS

2019-20 FORT HAYS STATE MEN'S BASKETBALL

CU-Colorado Springs	W 75-58	@Metro State	W 67-59
Chadron State	W 80-74	@Chadron State	W 47-41
Metro State	L 71-98	Nebraska-Kearney	L 66-70
@Colorado Mines	W 76-72	New Mexico Highlands	W 73-69
@Colorado Christian	W 98-88(ot)	vs. Metro State	L 68-76
Nebraska-Kearney	L 72-83	vs. St. Cloud State*	W 69-54
@Regis University	L 59-70	vs. Northern State*	L 58-60
@Panhandle State	W 95-72	*NCAA II North Central Regional	
Colorado Mines	W 89-77		
Colorado Christian	W 97-55		
@Nebraska-Kearney	L 57-86		
Regis University	W 75-65		
@Metro State	L 82-97		
@Chadron State	W 83-66		
@Mesa State	L 77-86		

2004-05 (18-10) Mark Johnson

@Panhandle State	L 72-84	Bethany College	W 96-45
Bethany College	W 88-72	vs. Washburn	W 70-69(ot)
vs. Eastern New Mexico	L 59-61	vs. Western State	W 62-57
vs. Lincoln University	W 66-65	Baker University	W 90-66
Central Christian	W 107-64	Central Christian	W 63-45
Barclay College	W 122-41	Nebraska-Kearney	L 65-70
Panhandle State	W 77-69	@Emporia State	L 71-86
UC-Colorado Springs	W 81-51	Kansas Wesleyan	W 75-52
N.M. Highlands	W 79-62	vs. SE Oklahoma State	L 68-84
Rockhurst	W 86-58	@St. Mary's (Texas)	W 49-47
@CSU-Pueblo	L 64-72	Northwest Missouri State	L 54-72
Mesa State	W 72-56	@Truman State	L 59-70
Western State	W 77-75	Southwest Baptist	L 59-69
@Adams State	W 73-72	@Washburn	L 57-69
@Fort Lewis	L 71-89	Missouri Western	W 97-80
@Chadron State	L 60-69	@Central Missouri	L 63-80
Nebraska-Kearney	W 90-72	@Missouri Southern	L 80-86
Colorado Christian	W 80-48	@Pittsburg State	W 77-75
Colorado Mines	W 74-64	Emporia State	L 73-76
@Regis University	W 85-79(ot)	Pittsburg State	L 55-56
@Metro State	L 55-83	Missouri Southern	W 89-61
@Colorado Mines	L 75-86	Central Missouri	W 87-77
@Colorado Christian	L 81-84(ot)	@Missouri Western	L 60-61
Metro State	W 86-76	@Southwest Baptist	W 74-64
Regis	W 69-53	Truman State	L 59-64
Chadron State	W 86-72	Washburn	W 58-57
@Nebraska-Kearney	L 51-83	@Northwest Missouri State	L 40-66
@Mesa State	L 74-81	vs. Central Missouri	L 64-78

2005-06 (27-4) Mark Johnson

Bethany College	W 82-59	@Southwestern Oklahoma	L 65-73
Illinois Inst. of Technology	W 86-47	Bethany College	W 83-48
Washburn University	W 84-74	Bethel College	W 74-52
Bethel College	W 87-50	Friends University	W 64-45
vs. Henderson State	W 46-43	@Nebraska-Kearney	W 79-75
vs. Evangel	W 95-91	Central Christian	W 88-49
Central Christian	W 68-45	Kansas Wesleyan	W 78-61
vs. Southwest Baptist	L 57-60	Southwestern Oklahoma	W 54-51
@N.M. Highlands	W 88-79	Emporia State	W 79-77
@UC-Colorado Springs	W 86-59	@Northwest Missouri State	L 53-69
CSU-Pueblo	W 67-52	Truman State	L 48-60
@Western State	W 77-72(ot)	@Southwest Baptist	L 53-86
@Mesa State	W 72-58	Washburn	W 84-83
Fort Lewis	W 75-67	@Missouri Western	W 76-58
Adams State	W 57-49	Central Missouri	W 78-69
Chadron State	W 82-58	Missouri Southern	W 82-76
@Nebraska-Kearney	W 74-72(ot)	Pittsburg State	W 85-78(3ot)
@Colorado Mines	W 56-52	@Emporia State	L 60-67
@Colorado Christian	W 80-66	@Pittsburg State	L 53-67
Metro State	W 75-62	@Missouri Southern	L 61-72
Regis University	W 69-48	@Central Missouri	L 54-64
Colorado Christian	W 78-61	Missouri Western	W 65-52
Colorado Mines	W 81-60	Newman	W 82-50
@Regis	W 69-64	Southwest Baptist	W 78-54
		@Truman State	W 62-58
		@Washburn	W 69-66
		Northwest Missouri State	L 51-73
		vs. Missouri Southern	W 68-59
		vs. Emporia State	L 63-71
		vs. Central Oklahoma*	L 64-65
		*NCAA II South Central Regional	

2008-09 (20-9) Mark Johnson

Central Christian	W 86-65	Lincoln	W 95-79
Sterling College	W 62-60	Nebraska-Omaha	W 98-69
Nebraska-Kearney	W 84-59	@Washburn	W 70-58
Bethany College	W 75-52	@Missouri Western	L 77-78
Ottawa University	W 76-46	@NW Missouri State	W 71-68
@Newman	W 82-66	Truman	W 84-57
Nebraska-Omaha	L 77-80	Central Missouri	W 83-59
Missouri Western	L 57-72	@Southwest Baptist	W 74-71
Friends University	W 69-49	@Missouri Southern	L 64-82
@NW Missouri State	W 79-68	Pittsburg State	W 78-71
@Washburn	L 66-82	Emporia State	W 81-80
Truman	W 69-47	@Lincoln	W 95-62
Central Missouri	L 56-80	@Nebraska-Omaha	W 94-72
@Southwest Baptist	L 64-84	NW Missouri State	L 73-75
@Missouri Southern	W 67-59	Missouri Western	W 79-63
Pittsburg State	W 74-63	Washburn	W 94-73
Emporia State	W 78-68	@Truman	W 81-74
@Nebraska-Omaha	W 80-61	@Central Missouri	L 68-75
NW Missouri State	W 72-68	Southwest Baptist	W 82-77
@Missouri Western	W 68-63	Missouri Southern	L 63-64
Washburn	W 68-60	@Pittsburg State	W 70-63
@Truman	W 59-56	@Emporia State	L 77-81
@Central Missouri	L 57-69	vs. Missouri Western	W 86-85
Southwest Baptist	L 84-86	vs. Emporia State	W 74-71
Missouri Southern	W 69-65	vs. Missouri Southern	W 89-83
@Pittsburg State	W 65-59	vs. West Texas A&M*	W 75-49
@Emporia State	L 74-81	vs. Central Oklahoma*	L 69-81
vs. Nebraska-Omaha	W 66-56	*NCAA II South Central Regional	
vs. Missouri Western	L 62-69		

2009-10 (23-7) Mark Johnson

Friends University	W 82-46	<u>2012-13 (20-8) Mark Johnson</u>	
Central Christian	W 85-66	McPherson College	W 77-48
@Nebraska-Kearney	W 75-60	Bethany College	W 84-44
Newman	W 77-48	Central Christian	L 68-70
@Kansas State	L 76-83	Newman	L 78-80
@Nebraska-Omaha	W 79-68	Central Christian	W 94-39
Tabor	W 109-49	Baker University	W 90-72
NW Missouri State	W 78-66	Central Missouri	W 77-72
Missouri Western	W 67-54	@Missouri Western	W 84-74(ot)
Bethel College	W 92-37	@Panhandle State	W 87-80
Washburn	W 68-55	Sterling College	W 80-49
@Truman	W 71-47	South Dakota Mines	W 85-60
@Central Missouri	W 81-71		
Southwest Baptist	W 102-89		
Missouri Southern	W 87-81		
@Pittsburg State	W 69-56		
@Emporia State	W 69-65		
Nebraska-Omaha	W 82-80		
@NW Missouri State	L 59-62		
@Missouri Western	L 69-75		
@Washburn	W 74-62		
Truman	W 82-45		
Central Missouri	L 63-79		
@Southwest Baptist	W 87-71		
@Missouri Southern	L 57-76		
Pittsburg State	W 69-60		
Emporia State	W 94-47		
vs. Emporia State	L 61-65		
vs. Central Oklahoma*	W 80-64		
vs. Central Missouri*	L 73-80		
*NCAA II South Central Regional			

2010-11 (26-7) Mark Johnson

vs. Midwestern State	W 81-76		
vs. SW Oklahoma State	W 83-68		
Bethany College	W 103-60		
Nebraska-Kearney	W 91-68		
@Newman	W 84-71		
Sterling College	W 96-47		

SEASON-BY-SEASON RESULTS



#DEFENDTHEFORT

@Northeastern State L 61-76
 @Emporia State W 79-76(ot)
 Washburn L 69-70
 Southwest Baptist W 74-59
 @Pittsburg State L 69-72
 @Lindenwood L 58-69
 @Truman W 74-68
 Central Oklahoma W 78-71
 Missouri Southern W 83-69
 NW Missouri State W 59-58
 Nebraska-Kearney W 94-68
 @NW Missouri State W 64-60
 @Nebraska-Kearney W 82-70
 @Washburn L 70-76
 Missouri Western W 73-57
 Lincoln W 87-53
 vs. Missouri Southern W 79-60
 vs. NW Missouri State L 66-73

2013-14 (22-8) Mark Johnson

@SW Minnesota State W 89-72
 vs. Upper Iowa W 97-90(ot)
 @NW Oklahoma State W 79-55
 Newman W 96-87
 Panhandle State W 98-74
 vs. Rockhurst W 72-48
 Sterling College W 95-64
 @Central Missouri L 85-93(ot)
 @Missouri Western L 79-82(ot)
 Central Christian W 95-50
 NW Missouri State L 74-88
 @Missouri Southern W 76-67
 @Southwest Baptist W 91-72
 Lindenwood W 70-61
 Lincoln W 88-85
 @Central Oklahoma W 101-97(ot)
 @Northeastern State W 79-65
 South Dakota Mines W 84-69
 @Pittsburg State W 78-75
 Emporia State W 99-92(2ot)
 Washburn W 87-85(ot)
 @Nebraska-Kearney L 83-90
 @Emporia State W 65-59
 Pittsburg State W 87-69
 @Washburn L 70-79
 Nebraska-Kearney W 78-72
 Central Oklahoma W 80-79
 Northeastern State L 72-75
 vs. Central Oklahoma L 68-83
 vs. Missouri Southern* L 69-80
 *NCAA II Central Regional

2014-15 (16-13) Mark Johnson

vs. Upper Iowa L 83-86
 vs. Minnesota State-Moorhead L 71-83
 Central Christian W 84-42
 Bethel College W 103-54
 @Newman W 82-75
 Sterling College W 92-54
 Central Missouri L 71-80
 Missouri Western W 90-78
 NW Oklahoma State W 94-50
 Bethany College W 95-52
 @NW Missouri State L 66-74 (ot)
 Missouri Southern W 80-70
 Southwest Baptist L 70-72
 @Lindenwood L 46-73
 @Lincoln W 62-45
 Central Oklahoma W 82-72
 Northeastern State W 77-49
 South Dakota Mines W 91-62

Pittsburg State L 64-69
 @Emporia State W 66-44
 @Washburn L 58-69
 Nebraska-Kearney W 88-77
 Emporia State W 73-66
 @Pittsburg State L 63-77
 Washburn W 87-79
 @Nebraska-Kearney L 59-79
 @Central Oklahoma L 69-76(ot)
 @Northeastern State L 77-79
 @Washburn L 57-66

2015-16 (20-11) Mark Johnson

Southwest Minnesota State W 76-75
 Sioux Falls W 62-60
 Central Christian W 96-64
 Newman W 92-76
 Sterling College W 86-70
 Washburn L 82-86
 Emporia State L 63-75
 York College W 86-76
 Nebraska-Kearney W 84-75
 @Central Missouri W 69-68
 @Southwest Baptist W 83-66
 Pittsburg State W 89-78
 Missouri Southern W 84-83 (ot)
 @Lindenwood L 49-68
 @Lincoln L 70-76
 Northeastern State W 84-74
 Central Oklahoma W 91-74
 @Missouri Western L 68-74
 @NW Missouri State L 55-77
 @Nebraska-Kearney L 64-90
 Central Missouri W 81-54
 Southwest Baptist W 81-66
 @Pittsburg State L 92-101
 @Missouri Southern W 85-82
 Lindenwood W 64-56
 Lincoln W 79-65
 @Northeastern State W 87-84
 @Central Oklahoma L 54-67
 vs Central Oklahoma W 67-61
 vs NW Missouri State L 51-69
 vs Nebraska-Kearney* L 67-79
 *NCAA II Central Regional

2016-17 (18-11) Mark Johnson

vs SW Minnesota State L 60-84
 @Sioux Falls W 80-78
 Central Christian W 92-58
 Colorado Mines L 67-70
 @Newman W 73-65

Sterling College W 92-63
 @Missouri Southern L 81-84
 @Pittsburg State W 72-67
 Washburn W 89-82
 Emporia State L 67-75
 Bethel College W 102-63
 Kansas Christian W 96-52
 Central Missouri W 74-73
 Southwest Baptist L 54-56
 @Nebraska-Kearney L 69-86
 @Missouri Western W 74-69
 @NW Missouri State L 72-82
 Lincoln W 74-72 (ot)
 Lindenwood L 62-71
 @Emporia State W 76-71
 @Washburn W 70-54
 Northeastern State W 73-66
 Central Oklahoma W 72-62
 @Northeastern State L 60-66
 @Central Oklahoma W 67-66
 Nebraska-Kearney L 88-101
 @Southwest Baptist W 59-55
 Northeastern State W 61-53
 vs Missouri Southern L 67-76

2017-18 (19-12) Mark Johnson

vs. Southwest Minnesota State W 85-66
 vs. Sioux Falls L 92-96 (ot)
 Central Christian W 64-57
 @Colorado Mines L 101-109 (2ot)
 Kansas Christian W 119-48
 Sterling College W 92-58
 Missouri Southern W 76-69
 Pittsburg State W 77-74
 @Washburn L 58-69
 @Emporia State W 69-58
 Kansas Wesleyan W 83-49
 Newman W 90-63
 McPherson College W 87-62
 @Central Missouri L 66-81
 @Southwest Baptist L 68-73 (ot)
 Nebraska-Kearney W 78-69
 Missouri Western W 61-42
 NW Missouri State L 67-72
 @Lincoln L 56-77
 @Lindenwood L 63-69
 Emporia State W 58-50
 Washburn L 60-76
 @Northeastern State W 98-89 (2ot)
 @Central Oklahoma L 57-81
 Northeastern State W 81-74
 Central Oklahoma W 57-55

@Nebraska-Kearney L 62-65
 Southwest Baptist W 70-52
 Lindenwood W 71-65
 vs Missouri Southern W 86-85 (ot)
 vs Washburn L 53-77

2018-19 (18-11) Mark Johnson

vs. Sioux Falls L 70-89
 @Southwest Minnesota State L 85-96
 Colorado School of Mines W 75-71 (ot)
 UC-Colorado Springs W 67-51
 @Newman L 75-76
 Sterling College W 99-73
 Central Christian W 71-46
 Nebraska-Kearney W 76-73
 Emporia State W 86-78
 Bethel College W 101-96 (2ot)
 McPherson College W 82-54
 @Central Missouri L 54-63
 @Southwest Baptist W 73-58
 Northeastern State W 69-65
 Central Oklahoma W 90-84
 @Emporia State W 82-71
 @Washburn L 73-80
 Missouri Western W 84-74
 Northwest Missouri State L 69-81
 @Nebraska-Kearney L 56-59
 @Pittsburg State W 77-75
 @Missouri Southern L 66-78
 Lindenwood L 67-73
 Lincoln W 72-63
 @Central Oklahoma W 69-66
 @Northeastern State L 62-72
 Missouri Southern W 89-84
 Pittsburg State W 71-61
 vs. Lincoln L 69-74

Win #	Year	Site	Coach	Score	Opponent
100	1923-24	Unknown	George Woodyard	31-29 (3ot)	McPherson College
200	1935-36	Unknown	Paul B. Gross	34-30	Wichita State
300	1946-47	Unknown	Cade Suran	64-42	Hawaiian All Stars
400	1953-54	Unknown	Cade Suran	75-61	Northwestern Oklahoma
500	1960-61	Hays	Cade Suran	85-73	Washburn
600	1969-70	Hays	Charles Brehm	101-88	Northwestern Oklahoma
700	1976-77	Hays	Charles Brehm	82-69	Benedictine College
800	1982-83	St. Joseph, Mo.	Bill Morse	68-66	Missouri Western
900	1985-86	Hays	Bill Morse	102-48	Missouri Valley College
1000	1989-90	Hays	Bill Morse	82-61	Wayne State (Neb.)
1100	1995-96	Hays	Gary Garner	94-74	Pittsburg State
1200	1999-00	Hays	Chad Wintz	77-64	Newman
1300	2004-05	Hays	Mark Johnson	88-72	Bethany College
1400	2009-10	Hays	Mark Johnson	77-48	Newman
1500	2013-14	Pittsburg, Kan.	Mark Johnson	78-75	Pittsburg State

U
F
C
P
O
Rv
M
Rc
H



MEDIA INFORMATION

The 2019-20 Fort Hays State University Men's Basketball Media Guide is intended to provide information for broadcasters, writers, sports editors, sports information personnel and fans that follow the Tigers. Material in the guide is current as of November 1, 2019. Additional information is available through the Fort Hays State Sports Information Office and through releases available to accredited media outlets. Additional releases and information can be found on the Fort Hays State University Athletics Website...www.fhsuathletics.com.

FHSU Sports Information Office

The Fort Hays State University Sports Information Office is located in room 138H of Cunningham Hall on the campus of Fort Hays State University. Office hours are 8 a.m. to 4:30 p.m., Monday through Friday. Contact by phone at (785) 628-5903, by fax at (785) 628-5903, or by e-mail at rmprickett@fhsu.edu.

Media Credentials

Media credentials are available to personnel from accredited media outlets by contacting Ryan Prickett, FHSU Sports Information Director, at (785) 628-5903. Credentials are available at Gate 1 of Gross Memorial Coliseum. Space is limited and reserved on a game-by-game basis. Requests for credentials should be made at least one week prior to the game date.

Interview Requests

Interview requests with coaches and players must be channeled through Ryan Prickett, FHSU Sports Information Director. Postgame interviews with head coach Mark Johnson and selected players will be conducted following a 15-minute cooling off period outside of the Tiger Basketball Locker Room.

Game Services

Programs and the latest statistical information will be available in the media room prior to all contests. Printed statistics will be available to coaches and the media at the end of each half. Statistical booklets and play-by-play will be distributed to the media approximately 15-20 minutes following each home game.

Internet for Media Members

Wireless internet access is available to members of the media in Gross Memorial Coliseum. Please use the "TigerNetGuest" wireless connection. No password is required.

Tigers on the Internet

For up-to-the-minute coverage of the Tigers, go to the official website www.fhsuathletics.com, for results, stories, stats, schedules, and all things related to FHSU Athletics.

Radio Stations

One courtesy line will be made available to the official radio station of each visiting team. Additional stations wishing to broadcast must contact Ryan Prickett for possible arrangements.

TIGERS ON THE RADIO

All Fort Hays State University football and men's and women's basketball games are broadcast on KJLS 103.3 FM (Tiger Radio, Mix 103), which services approximately 20 counties over an 80 mile radius of Hays in west central Kansas. Selected games for volleyball, baseball, and softball are also broadcast each year. Those outside the listening area can access streaming audio online at www.tigersports.net.

Gerard Wellbrock is the play-by-play voice of the Fort Hays State Tigers. Wellbrock served as the color analyst for Tiger games from 1992-1998. He has been with Eagle Radio since the fall of 1992 and has won nearly every top honor in the state for sportscasting and play-by-play. The list of awards and honors includes: three Oscar Stauffer Awards from the Kansas State High School Activities Association as Sportscaster of the Year; the Kansas Interscholastic Athletic Administrators Association Sportscaster of the Year and first-place awards for Play-by-Play and Complete Sportscast from the Kansas Association of Broadcasters. Most recently he was named the recipient of the Hod Humiston Award from the Kansas Association of Broadcasters in 2012. The FHSU Alumni Association honored him as a Young Alumni award recipient in 2004. Joining Wellbrock on the Tiger Radio team are Dustin Armbruster and Jonathan Zwegyardt.



Gerard Wellbrock

FORT HAYS STATE ATHLETIC MEDIA RELATIONS



Ryan Prickett

Sports Information Director
Office: (785) 628-5903
E-mail: rmprickett@fhsu.edu
15th Year



Seth Kincaid

Assistant Sports Information Director
Office: (785) 628-4785
E-mail: sckincaid@fhsu.edu
4th Year



Evan Maldonado

Sports Information Director
E-mail: emaldonado@mail.fhsu.edu
1st Year



Sam Leventhal

Sports Information Intern
E-mail: sleventhal@gmail.com
1st Year

SOCIAL MEDIA



FACEBOOK

FHSU Athletics - [/fhsuathletics](https://www.facebook.com/fhsuathletics)



TWITTER

FHSU Men's Basketball - [@fhsutigerhoops](https://twitter.com/fhsutigerhoops)
FHSU Athletics - [@fhsuathletics](https://twitter.com/fhsuathletics)



INSTAGRAM

FHSU Men's Basketball - [@fhsutigerhoops](https://www.instagram.com/fhsutigerhoops)
FHSU Athletics - [@fhsuathletics](https://www.instagram.com/fhsuathletics)

FHSU HASHTAGS - #DefendTheFort, #RoarTigers

MIAA HASHTAG - #MIAAMBB

COVERING THE TIGERS

PRINT MEDIA	WEBSITE	CONTACT	PHONE	FAX	ADDRESS
Hays Daily News	hdnews.net	Rick Peterson, Jr.	(785) 628-1081	(785) 628-8186	507 Main Street, Hays, KS 67601
Salina Journal	salina.com	Arne Green	(785) 823-6363	(785) 827-6060	P.O. Box 740, Salina, KS 67402
Wichita Eagle	kansas.com	Tom Seals	(316) 268-6278	(316) 268-6536	825 E. Douglas, Wichita, KS 67201
Topeka Capital Journal	cjonline.com	Tim Bisel	(785) 295-5663	(785) 295-1230	616 Jefferson, Topeka, KS 66607
RADIO STATIONS	WEBSITE	CONTACT	PHONE	FAX	ADDRESS
KJLS 103.3 FM	hayspost.com/tiger-radio/	Gerard Wellbrock	(785) 625-2578	(785) 628-1822	2300 Hall Street, Hays, KS 67601
KAYS 1400 AM	hayspost.com/14-kays-stream/	Gerard Wellbrock	(785) 625-2578	(785) 628-1822	2300 Hall Street, Hays, KS 67601
TELEVISION STATIONS	WEBSITE	CONTACT	PHONE	FAX	ADDRESS
KBSH-10 (CBS)	www.kwch.com	Jacob Albracht	(785) 650-9530	NA	2300 Hall Street, Hays, KS 67601
KSNW-3 (NBC)	www.ksn.com	Chris Arnold	(316) 265-3333	(316) 292-1195	833 N Main St., Wichita, KS 67203
KAKE-11 (ABC)	www.kake.com	Chris Lilly	(316) 943-4221	(316) 943-5374	1500 N. West Street, Wichita, KS 67203-1323
WIRE SERVICES	WEBSITE	CONTACT	PHONE	FAX	ADDRESS
Associated Press	www.ap.com	Steve Brisendine	(800) 852-4844	(816) 421-3590	215 West Pershing, Kansas City, MO 64108

2018-19 ALL-MIAA SELECTIONS



BRADY WERTH

CAREER

1,019 POINTS, 455 REBOUNDS, 98 BLOCKS
101 GAMES PLAYED
54 GAMES STARTED

AVERAGED 16.4 POINTS AND 7.3 REBOUNDS
PER GAME IN 2018-19

ALL-MIAA FIRST TEAM SELECTION

MARCUS COOPER

CAREER

613 POINTS, 278 REBOUNDS, 94 ASSISTS
60 GAMES PLAYED
57 GAMES STARTED

AVERAGED 11.9 POINTS AND 4.3 REBOUNDS
PER GAME IN 2018-19

ALL-MIAA HONORABLE MENTION SELECTION



KYLER KINNAMON

CAREER

699 POINTS, 427 ASSISTS, 255 REBOUNDS
120 GAMES PLAYED
91 GAMES STARTED

AVERAGED 7.3 POINTS AND 4.4 ASSISTS
PER GAME IN 2017-18

ALL-MIAA HONORABLE MENTION SELECTION





TIGER MEN'S BASKETBALL



2019 SCHEDULE 2020

- 11.8 AT ARKANSAS TECH RUSSELLVILLE, ARK
- 11.9 VS SOUTHWESTERN OKLAHOMA STATE RUSSELLVILLE, ARK
- 11.16 AT COLORADO SCHOOL OF MINES GOLDEN, COLO
- 11.17 AT UC-COLORADO SPRINGS COLORADO SPRINGS, COLO
- 11.26 VS SOUTHWEST BAPTIST KANSAS CITY, MO
- 11.30 STERLING COLLEGE HAYS, KAN
- 12.3 AT NEBRASKA-KEARNEY KEARNEY, NEB
- 12.7 AT EMPORIA STATE EMPORIA, KAN
- 12.17 BETHEL COLLEGE HAYS, KAN
- 12.15 KANSAS WESLEYAN HAYS, KAN
- 12.20 AVILA UNIVERSITY HAYS, KAN
- 1.4 MISSOURI SOUTHERN HAYS, KAN
- 1.6 PITTSBURG STATE HAYS, KAN
- 1.9 AT NORTHEASTERN STATE TAHLEQUAH, OKLA
- 1.11 AT ROGERS STATE CLAREMORE, OKLA
- 1.15 EMPORIA STATE HAYS, KAN
- 1.18 WASHBURN HAYS, KAN
- 1.23 AT MISSOURI WESTERN ST. JOSEPH, MO
- 1.25 AT NORTHWEST MISSOURI STATE MARYVILLE, MO
- 2.1 NEBRASKA-KEARNEY HAYS, KAN
- 2.6 NEWMAN HAYS, KAN
- 2.8 CENTRAL OKLAHOMA HAYS, KAN
- 2.13 AT CENTRAL MISSOURI WARRENSBURG, MO
- 2.15 AT LINCOLN JEFFERSON CITY, MO
- 2.20 ROGERS STATE HAYS, KAN
- 2.22 NORTHEASTERN STATE HAYS, KAN
- 2.27 AT CENTRAL OKLAHOMA EDMOND, OKLA
- 2.29 AT NEWMAN WICHITA, KAN
- 3.4-3.8 MIAA TOURNAMENT KANSAS CITY, MO
- 3.14-3.17 NCAA CENTRAL REGIONAL TBD
- 3.26-3.28 NCAA ELITE EIGHT TBD