

**FORT HAYS STATE
BASEBALL
HISTORY BOOK**



1966-2019



FORT HAYS STATE TIGER BASEBALL

OFFENSIVE RECORDS

GAMES PLAYED

Single Season Top 10:

1. Todd Hartley	66	1985
Dave Nehls	66	1985
Russ Ruder	66	1985
Kurt Schaub	66	1985
5. Tim Denk	65	1985
6. Stan Kaiser	64	1985
Troy Ritter	64	1986
Wade Branstiter	64	1986
Kurt Schaub	64	1986
Ryan Callaway	64	2000
Jesus Villarreal	64	2000

Career Top 10:

1. Dustin Dreher	215	1999-02
2. Ryan Wasinger	208	1997-00
3. Curt Peirano	196	1981-84
4. Brian Keck	192	1993-96
5. Nash Smith	182	2009-12
6. Nick Hammeke	180	2014-17
Chris Santoscoy	180	2010-13
8. Ken Miller	179	1980-83
9. Jerod Goodale	168	2001-04
10. Rod Ruder	167	1970-73

BATTING AVERAGE

Single Season Top 10: (Minimum of 100 At Bats)

1. Jeff Bieker	.436	2004
2. Ray Plantier	.433	1987
3. Derek Pomeroy	.432	1992
4. Curt Stremel	.430	1981
5. Anthony Vasquez	.426	1998
6. Jerry Valdez	.421	1996
Frank Pedrique	.421	2002
8. Brian Keck	.420	1993
Ron Koster	.420	1971
Dustin Dreher	.420	2002

Career Top 10: (Minimum of 200 At Bats)

1. Jeff Bieker	.421	2003-05
2. Jerry Valdez	.408	1996-97
3. Derek Pomeroy	.405	1992-93
4. Steve Ysac	.401	1997-98
5. Frank Pedrique	.397	2001-02
Clayton Garland	.397	2013-14
7. Brian Keck	.389	1993-96
8. Ryan Lopez	.387	1997-98
9. Ryan Callaway	.386	1999-00
10. Cam Houston	.384	2003-04
Kevin Czarniecki	.384	2014-15

**Current players not figured in until career is finished

Team Top 10:

1. 2003	.371
2. 2002	.368
3. 1997	.363
4. 2000	.357
5. 2001	.351
6. 1986	.346
7. 1998	.344
8. 1996	.342
9. 1993	.341
2013	.341

AT BATS

Single Season Top 10:

1. Russ Ruder	288	1985
2. Cody Staten	246	2006
3. Ryan Lopez	242	1997
4. Cam Houston	241	2003
5. Nate Field	240	1997
6. Jesus Villarreal	239	2000
7. Steve Ysac	234	1997
8. Jeff Runyon	233	2003
9. Jerry Valdez	232	1997
10. Brent Biggs	228	2008

Career Top 10:

1. Brian Keck	691	1993-96
2. Curt Peirano	688	1981-84
3. Dustin Dreher	687	1999-02
4. Nash Smith	621	2009-12
5. Nick Hammeke	613	2014-17
6. Chris Santoscoy	583	2010-13
7. Ryan Wasinger	573	1997-00
8. Dusty Washburn	569	2007-09
9. Russ Ruder	548	1983-85
10. Jason Santangelo	521	1999-02

Team Top 10:

1. 1997	2124
2. 2000	2120
3. 2002	2025
4. 2003	2020
5. 2006	2006
6. 2008	1932
7. 1986	1856
8. 1985	1830
9. 2001	1781
10. 2018	1775

RUNS SCORED

Single Season Top 10:

1. Jason Santangelo	89	2002
2. Dustin Dreher	79	2002
3. Ryan Lopez	78	1997
4. Robert Robb	76	1986
Dave Nehls	76	1985
Ben Tinius	76	2003
7. Collin Yoachim	74	2002
8. Jesus Villarreal	71	2000
9. Brian Keck	67	1996
10. Nate Field	66	1997
Jerry Valdez	66	1997

Career Top 10:

1. Brian Keck	206	1993-96
2. Dustin Dreher	184	1999-02
3. Jason Santangelo	181	1999-02
4. Curt Peirano	177	1981-84
5. Ryan Wasinger	164	1997-00
6. Nash Smith	163	2009-12
7. Jeff Bieker	161	2003-05
8. Dave Nehls	135	1985-86
Ken Miller	135	1980-83
10. Ryan Lopez	132	1997-98

Team Top 10:

1. 2002	590
2. 1997	578
2000	578
4. 2003	576
5. 1986	544
6. 1985	484
7. 1996	473
2001	473
9. 2006	470
10. 2008	465

HITS

Single Season Top 10:

1. Cody Staten	103	2006
2. Ryan Lopez	97	1997
3. Cam Houston	96	2003
4. Jesus Villarreal	94	2000
Dustin Dreher	94	2002
6. Jerry Valdez	92	1997
7. Steve Ysac	91	1997
Frank Pedrique	91	2002
9. Jeff Runyon	88	2003
10. Brian Keck	87	1996
Ryan Callaway	87	2000

Career Top 10:

1. Brian Keck	269	1993-96
2. Dustin Dreher	256	1999-02
3. Curt Peirano	233	1981-84
4. Nash Smith	218	2009-12

5. Jeff Bieker	206	2003-05
6. Dusty Washburn	200	2007-09
7. Ryan Wasinger	198	1997-00
8. Jason Santangelo	197	1999-02
9. Russ Ruder	179	1983-85
10. Chris Santoscoy	178	2010-13

Team Top 10:

1. 1997	771
2. 2000	756
3. 2003	750
4. 2002	745
5. 2006	666
6. 1986	648
7. 2008	646
8. 2001	626
9. 1985	615
10. 1998	602

DOUBLES

Single Season Top 10:

1. Jerry Valdez	28	1997
2. Josh Gilstrap	25	2002
3. Jesus Villarreal	24	2000
4. Jerry Valdez	23	1996
Dustin Dreher	23	2002
6. Steve Ysac	22	1997
Rob Nelson	22	2006
8. Steve Ysac	21	1998
Corey Carver	21	1996
Dustin Dreher	21	2001
Dusty Washburn	21	2007
Greg Bieker	21	2008

Career Top 10:

1. Dustin Dreher	56	1999-02
2. Nash Smith	55	2009-12
3. Brian Keck	53	1993-96
Dusty Washburn	53	2007-09
5. Jerry Valdez	51	1996-97
6. Steve Ysac	43	1997-98
7. Jeff Bieker	40	2003-05
8. Jason Santangelo	39	1999-02
Kyle Stacken	39	2008-11
10. Ryan Wasinger	37	1997-00
Rob Nelson	37	2006-07

Team Top 10:

1. 2002	163
2. 2003	148
3. 2000	144
4. 1996	137
5. 1997	134
6. 2001	131
7. 2008	130
8. 2006	128
9. 1986	127
10. 1985	121
2005	121

TRIPLES

Single Season Top 10:

1. Dave Nehls	7	1986
2. Brian Keck	6	1993
Dave Nehls	6	1985
Jesus Villarreal	6	2000
Brett Becker	6	2008
6. Diondre Josenberger	5	1996
Brian Keck	5	1996
Curt Peirano	5	1984
Curt Peirano	5	1981
Curt Stremel	5	1981
Lance Wise	5	1976
Rich Maier	5	1973
Frank Leo	5	1971

Career Top 10:

1. Brian Keck	13	1993-96
Dave Nehls	13	1985-86
3. Curt Stremel	12	1979-81
4. Curt Peirano	11	1981-84

TIGER BASEBALL RECORDS

FORT HAYS STATE TIGER BASEBALL



5. Randy Beck	9	1989-92
Bob Schmidt	9	1975-77
7. Frank Leo	8	1971-73
Rich Maier	8	1971-73
Jesus Villarreal	8	1999-00
Chris Steffens	8	2003-05
Nash Smith	8	2009-12

Team Top 10:

1. 1997	26
2. 2002	22
3. 2008	20
4. 1972	19
5. 1996	18
1981	18
7. 1992	16
1986	16
1985	16
2005	16

HOME RUNS

Single Season Top 10:

1. Jeff Bieker	23	2004
Jeff Bieker	23	2005
3. Jerry Valdez	20	1997
4. Anthony Vasquez	19	1998
Ben Tinius	19	2003
Dusty Washburn	19	2008
7. Jason Santangelo	18	2002
8. Rich Lenhart	17	1987
9. Cooper Langley	17	2015
10. Jerry Valdez	16	1996
Dustin Dreher	16	2002
Ryan Busboom	16	2012

Career Top 10:

1. Jeff Bieker	58	2003-05
2. Dustin Dreher	38	1999-02
3. Jerry Valdez	36	1996-97
4. Russ Ruder	34	1983-85
5. Nash Smith	33	2009-12
6. Dusty Washburn	32	2007-09
7. Greg Bieker	27	2006-09
8. Anthony Vasquez	25	1998-99
William Grace	25	1993-95
Kurt Schaub	25	1985-86
Jason Santangelo	25	1999-02
Ryan Busboom	25	2012-13

Team Top 10:

1. 2008	88
2. 2003	76
2015	76
4. 2002	72
5. 1985	70
6. 2009	69
7. 2000	68
2004	68
9. 1986	67
10. 1997	64

RUNS BATTED IN

Single Season Top 10:

1. Jerry Valdez	96	1997
2. Cam Houston	79	2003
Jeff Bieker	79	2005
4. Ben Tinius	77	2003
5. Dustin Dreher	76	2002
6. Anthony Vasquez	73	1998
Kurt Schaub	73	1985
8. Steve Ysac	70	1997
Jeff Bieker	70	2004
10. Brian Keck	69	1996

Career Top 10:

1. Dustin Dreher	194	1999-02
2. Jeff Bieker	191	2003-05
3. Brian Keck	166	1993-96
4. Jerry Valdez	164	1996-97
5. Russ Ruder	144	1983-85
6. Nash Smith	143	2009-12

7. Ryan Wasinger	140	1997-00
8. Curt Peirano	137	1981-84
9. Dusty Washburn	132	2007-09
10. William Grace	127	1993-95
Jason Santangelo	127	1999-02

Team Top 10:

1. 2002	520
2. 2003	512
3. 2000	496
4. 1997	492
5. 1986	464
6. 1985	432
7. 2008	427
8. 2006	420
9. 1996	417
10. 2001	414

ON BASE PCT.

**Single Season Top 10:
(Minimum of 100 at bats)**

1. Robert Robb	.650	1986
2. Bob Schmidt	.596	1977
3. Devlin Mull	.558	1992
4. Mike Schippers	.557	1977
5. Derek Pomeroy	.553	1992
6. Todd Hartley	.548	1985
7. Val McLean	.536	1975
8. Keith Harper	.534	1975
9. Ray Plantier	.532	1987
Todd Hartley	.532	1986
Steve Sedbrook	.532	1984

Team Top 10:

1. 1986	.500
2. 1985	.490
3. 1984	.477
4. 1987	.458
5. 1997	.448
6. 2002	.445
7. 1995	.440
8. 2003	.439
9. 1977	.437
2000	.437

TOTAL BASES

Single Season Top 10:

1. Jerry Valdez	184	1997
2. Dustin Dreher	173	2002
3. Ben Tinius	163	2003
4. Jason Santangelo	162	2002
Jeff Bieker	162	2005
6. Dusty Washburn	157	2008
7. Brian Keck	156	1996
8. Jerry Valdez	153	1996
9. Steve Ysac	151	1997
Jeff Bieker	151	2004

Career Top 10:

1. Dustin Dreher	438	1999-02
2. Jeff Bieker	430	2003-05
3. Brian Keck	405	1993-96
4. Nash Smith	388	2009-12
5. Dusty Washburn	355	2007-09
6. Curt Peirano	344	1981-84
7. Jerry Valdez	337	1996-97
8. Jason Santangelo	321	1999-02
9. Russ Ruder	317	1983-85
10. Ryan Wasinger	313	1997-00

Team Top 10:

1. 2002	1168
2. 2003	1150
3. 1997	1149
4. 2000	1132
5. 1986	1098
6. 2008	1080
7. 1985	978
8. 2001	950
9. 1996	949
10. 2006	947

SLUGGING PERCENTAGE

**Single Season Top 10:
(Minimum of 100 At Bats)**

1. Jeff Bieker	1.013	2004
2. Jeff Bieker	.880	2005
3. Larry Lang	.849	1988
4. Anthony Vasquez	.828	1998
5. Jerry Valdez	.805	1996
6. Jerry Valdez	.793	1997
7. Ben Tinius	.787	2003
8. Curt Stremel	.785	1981
9. Jason Santangelo	.779	2002
10. Dustin Dreher	.772	2002

**Career Top 10:
(Minimum of 200 At Bats)**

1. Jeff Bieker	.879	2003-05
2. Jerry Valdez	.799	1996-97
3. Larry Lang	.727	1987-88
4. Ben Tinius	.699	2002-03
5. Derek Pomeroy	.685	1992-93
6. Anthony Vasquez	.677	1997-99
7. Ken Dinkel	.666	1970-71
8. Rob Nelson	.655	2006-07
9. Ian Van Kooten	.653	1999-00
10. Ryan Busboom	.649	2012-13
Kevin Czarnecki	.649	2014-15

Team Top 10:

1. 2002	.577
2. 2003	.569
3. 2008	.559
4. 2004	.555
5. 1996	.553
6. 1986	.543
7. 1997	.541
8. 1987	.535
9. 1985	.534
2000	.534

WALKS

Single Season Top 10:

1. Robert Robb	78	1986
2. Kelly Cleaver	51	1985
3. Ryan Lopez	47	1997
Steve Sedbrook	47	1983
Bob Schmidt	47	1977
Pat James	47	1973
7. Mike Schippers	46	1977
8. Dave Nehls	45	1986
Jim Mall	45	1979
10. Ryan Lopez	43	1998
Bobby Rosthenhausler	43	2005

Career Top 10:

1. Rod Ruder	115	1970-73
2. Dustin Dreher	112	1999-02
3. Hank Humphreys	107	1992-95
4. Ken Miller	101	1980-83
Pat James	101	1970-73
6. Dennis Staab	100	1970-73
7. Brian Keck	97	1993-96
8. Rob Reynolds	92	1988-91
9. Ryan Lopez	90	1997-98
Jason Santangelo	90	1999-02

Team Top 10:

1. 1985	296
2. 1997	287
3. 1986	283
4. 2000	281
5. 1994	280
6. 1984	271
7. 1977	262
8. 1983	257
9. 2002	256
10. 1996	249

OFFENSIVE RECORDS



FORT HAYS STATE TIGER BASEBALL

OFFENSIVE RECORDS/PITCHING RECORDS

FEWEST STRIKEOUTS

Single Season Top 10: (Minimum of 100 at bats)

1. Curt Peirano	4	1983
Dennis Staab	4	1972
3. Len Mize	5	1982
Mark Heslop	5	1980
5. Greg Anderson	6	1989
6. Mark Heslop	7	1981
Mike Linn	7	1980
Val McLean	7	1994
9. Greg Anderson	8	1988
Curt Peirano	8	1984
Terry Dueser	8	1980
Brian Poldberg	8	1978

Career Top 10: (Minimum of 200 At Bats)

1. Mark Heslop	12	1980-81
2. Greg Anderson	14	1988-89
3. Tyler Cotten	17	2000
4. Kelly Cleaver	19	1984-85
5. Dennis Staab	21	1972-73
6. Mike Linn	22	1979-80
Val McLean	22	1974-75
Ken Dinkel	22	1970-71
9. Ryan Callaway	24	1999-00
Thom Garcia	24	2000-01
Shane Wade	24	2012-13

Team Top 10:

1. 1966	131
2. 1980	141
3. 1990	143
4. 1969	148
5. 1967	149
6. 1991	153
1968	153
8. 1983	169
9. 1984	174
10. 1981	177

HIT BY PITCH

Single Season Top 10:

1. Caleb Cherryholmes	22	2015
2. Caleb Cherryholmes	17	2016
Ryan Wasinger	17	1997
Devlin Mull	17	1992
5. Ryan Wasinger	15	1999
6. Matt Muller	14	1997
Rob Nelson	14	2006
8. Matt Muller	13	1998
9. J.R. Reynolds	12	2006
Rob Nelson	12	2007
Brent Biggs	12	2008
Clint Bieberle	12	2010
Sheldon Howell	12	2012
Ryan Grasser	12	2019

Career Top 10:

1. Ryan Wasinger	46	1997-00
2. Caleb Cherryholmes	39	2015-16
3. Nash Smith	28	2009-12
4. Matt Muller	27	1997-98
5. Rob Nelson	26	2006-07
6. Devlin Mull	25	1992-93
7. Hank Humphreys	24	1992-95
Jason Santangelo	24	1999-02
9. Collin Yoachim	22	2001-02
Jeff Bieker	22	2003-05

Team Top 10:

1. 2002	65
2015	65
3. 2016	62
2006	62
5. 2012	60

6. 1997	57
7. 2007	56
8. 1999	55
9. 2003	54
2008	54

SACRIFICES

Single Season Top 10:

1. J.J. Morris	14	2002
2. Jason Santangelo	12	2001
Brent Biggs	12	2007
Sheldon Howell	12	2012
5. Arnie Reyher	11	1979
Dan Auckland	11	2000
7. Collin Yoachim	10	2001
Dusty Washburn	10	2008
Alex King	10	2015
10. Randy Beck	9	1992
Wade Branstiter	9	1986
Ken Miller	9	1983
Brian Poldberg	9	1978
Bob Schmidt	9	1977
Horace Johnson	9	2013
Gus Strunk	9	2014

Career Top 10:

1. Nick Hammeke	24	2014-17
2. Jason Santangelo	21	1999-02
3. Ken Miller	19	1980-83
4. Ryan Wasinger	18	1997-00
Dusty Washburn	18	2007-09
6. Bob Schmidt	17	1975-77
Brent Biggs	17	2007-08
Nash Smith	17	2009-12
Chris Santoscoy	17	2010-13
10. Brian Keck	16	1993-96
Randy Beck	16	1989-92
Stan Miller	16	1985-87

Team Top 10:

1. 2007	69
2. 2002	68
3. 2000	66
4. 2012	58
5. 1972	57
6. 1977	56
7. 2003	55
8. 1979	53
9. 1978	50
10. 2001	49
2008	49
2011	49
2014	49

STOLEN BASES

Single Season Top 10:

1. Dave Nehls	52	1985
2. Dan Kanngiesser	50	1978
3. Jeff Runyon	46	2003
4. Mike Schippers	40	1977
5. Diondre Josenberger	36	1996
6. Diondre Josenberger	33	1995
Curt Peirano	33	1982
Dan Kanngiesser	33	1977
Randy Webster	33	1977
10. Ty Redington	30	2017
Max Wallace	30	1982

Career Top 10:

1. Curt Peirano	95	1981-84
2. Dan Kanngiesser	88	1977-78
3. Dave Nehls	75	1985-86
4. Diondre Josenberger	69	1995-96
Brian Keck	69	1993-96
6. Keith Harper	65	1972-74
7. Jeff Runyon	63	2003-04
8. Mike Schippers	58	1975-77
9. Ken Miller	57	1980-83
10. Jeff Frase	53	1998-99

Team Top 10:

1. 2003	180
2. 1985	174
3. 1982	165
4. 1977	157
5. 2000	155
6. 1998	154
7. 1997	138
8. 1996	136
9. 2001	118
10. 1978	117

PITCHING APPEARANCES

Single Season Top 10:

1. Chris Coursey	36	1985
2. Tom Goodwin	28	2006
3. Nate Field	24	1998
Cody Rottinghaus	24	2018
4. Ryan Ruder	23	2017
Garrett Morgan	23	2009
6. Brent Holmes	22	1989
Ben Ford	22	2003
Brian Thompson	22	2008
Mat Atkinson	22	2010
Alex Ruxlow	22	2018

Career Top 10:

1. Tom Goodwin	74	2004-07
2. Tyler Nuss	61	2003-07
3. Brian Bates	57	1970-73
4. Vic Perri	54	1970-73
5. Vonley Frey	53	1997-00
Ryan Ruder	53	2017-19
7. Matt Augustine	51	2007-10
8. Chris Coursey	45	1984-85
9. Nate Field	43	1997-98
Garrett Morgan	43	2009-10

WINS

Single Season Top 10:

1. Bobby Lewton	12	2006
2. Ken Ubelaker	11	1977
Derek Lopez	11	2000
4. Curtis VonLintel	10	1996
Allen Flax	10	1985
Ray Coupal	10	1974
Brian Bates	10	1973
Landon Harper	10	2003
9. Billy Scogin	9	1997
Lyle Befort	9	1986
Chris Kline	9	1986
Terry Jones	9	1986
Vic Perri	9	1972
Pat Taylor	9	2000
Joe Kjose	9	2002

Career Top 10:

1. Brian Bates	28	1970-73
2. Vic Perri	26	1970-73
Tom Goodwin	26	2004-07
4. Ken Ubelaker	22	1974-77
5. Matt Augustine	20	2007-10
6. Aaron Cleveland	19	1995-98
Derek Lopez	19	1999-00
8. Brian Thurlow	18	1992-95
Vonley Frey	18	1997-00
Bobby Lewton	18	2006-07

Team Top 10:

1. 2000	54
2. 1997	48
3. 1986	47
4. 2006	46
5. 1985	45
2003	45
7. 1998	44
8. 2002	43
9. 1996	39
10. 1983	38

TIGER BASEBALL RECORDS

FORT HAYS STATE TIGER BASEBALL



SAVES

Single Season Top 10:

1. Chris Coursey	14	1985
2. Nate Field	13	1998
3. Brett Macari	12	2011
4. Nate Field	10	1997
5. Tyler Nuss	9	2007
Mat Atkinson	9	2009
7. Chris Young	8	1994
Mat Atkinson	8	2010
Brett Macari	8	2012
10. Mike Hannafin	7	1970

Career Top 10:

1. Nate Field	23	1997-98
2. Brett Macari	20	2011-12
3. Mat Atkinson	17	2009-10
4. Vic Perri	16	1970-73
5. Brian Bates	15	1970-73
6. Chris Coursey	14	1984-85
Mike Hannafin	14	1970-72
8. Nick Butler	10	2005-06
9. Tyler Nuss	9	2003-07
10. Chris Young	8	1994

Team Top 10:

1. 1970	17
2. 1998	16
3. 1985	16
4. 2011	15
5. 1997	14
2009	14
7. 2006	12
2012	12
9. 2007	11
10. 1994	10
2010	10
2016	10

WINNING PERCENTAGE

Single Season Top 10: (Minimum 40 innings)

1. John Holub	1.000	7-0	1980
Matt Ours	1.000	5-0	1997
Curtis VonLintel	1.000	4-0	1995
Steven Walters	1.000	6-0	2005
James Simpson	1.000	3-0	2008
Kyle Leroy	1.000	3-0	2012
7. Landon Harper	.909	10-1	2003
8. Terry Jones	.900	9-1	1986
9. Joe Curran	.889	8-1	2001
Aaron Cleveland	.889	8-1	1998
Mark Deterding	.889	8-1	1985
Mike Hannafin	.889	8-1	1972
Dan Auckland	.889	8-1	2000

Career Top 10:

(Minimum of 80 Innings Pitched)

1. Curtis VonLintel	.875	14-2	1995-96
Steven Walters	.875	14-2	2003-05
3. Joe Curran	.867	13-2	2001-02
4. Brett Macari	.818	9-2	2011-12
5. Mark Deterding	.809	17-4	1984-86
6. Charlie Luman	.800	12-3	1982-83
John Daily	.800	12-3	2002-03
8. Aaron Cleveland	.792	19-5	1995-98
9. Billy Scogin	.777	14-4	1997-98
Daniel Traffas	.777	14-4	1994-95
Ken Ubelaker	.777	21-6	1974-77

COMPLETE GAMES

Single Season Top 10:

1. Vic Perri	12	1973
2. Ray Coupal	10	1974
3. Kevin Jilka	9	1977
Mike Schippers	9	1976
Ken Ubelaker	9	1976
6. Daniel Traffas	8	1995
Lyle Befort	8	1986
Charlie Luman	8	1983

Vic Perri	8	1972
10. Ken Ubelaker	7	1977
Pat Corley	7	1975
Curtis VonLintel	7	1996
Derek Lopez	7	1999
Derek Lopez	7	2000

Career Top 10:

1. Vic Perri	27	1970-73
2. Ken Ubelaker	16	1974-77
3. Brian Bates	15	1970-73
4. Lyle Befort	14	1986-87
Ray Dolezal	14	1974-76
Derek Lopez	14	1999-00
7. Kevin Jilka	13	1976-77
Mike Schippers	13	1975-77
9. Daniel Traffas	12	1994-95
Bobby Lewton	12	2006-07

Team Top 10:

1. 1983	27
1976	27
3. 1984	26
1974	26
5. 1981	24
1972	24
7. 1986	22
1977	22
1971	22
10. 1993	20

INNINGS PITCHED

Single Season Top 10:

1. Bobby Lewton	110.2	2006
2. Derek Lopez	104.1	2000
3. Ray Coupal	103.0	1974
4. Vic Perri	100.0	1973
5. D.J. Carr	96.1	2016
6. Ken Ubelaker	94.0	1977
7. Eric Gilliland	92.0	2009
8. Pat Corley	91.0	1975
9. Curt Peterson	88.0	1985
10. Curtis VonLintel	84.0	1996
Jason Jennings	84.0	1996
Scott Chew	84.0	2003

Career Top 10:

1. Vic Perri	280	1970-73
2. Brian Bates	278	1970-73
3. Tom Goodwin	257	2004-07
4. Matt Augustine	252.1	2007-10
5. Ken Ubelaker	204	1974-77
6. Andy Lewton	199	2010-12
7. Bobby Lewton	188.2	2006-07
8. Ray Dolezal	187	1974-76
9. Derek Lopez	186.2	1999-00
10. Vonley Frey	170.2	1997-00
Eric Gilliland	170.2	2008-09

Team Top 10:

1. 2000	506
2. 1997	497
3. 2006	491.1
4. 2003	470.1
5. 2002	462.1
6. 1985	445
7. 2008	442.1
8. 1986	433
9. 2018	429.1
10. 2001	421.1

FEWEST HITS

Single Season Top 10:

1. Mark Deterding	26	1986
2. Mark Deterding	27	1985
3. Mike Hannafin	32	1971
4. George Susoeff	33	1980
Tom King	33	1972
Ken Dinkel	33	1970
7. Bob Kitts	33	1968

8. Mike Hannafin	34	1972
9. Shannon Shiel	35	1988
George Susoeff	35	1979
Dennis Blankenship	35	1967

Career Top 10:

(Minimum of 80 Innings Pitched)

1. Mark Deterding	53	1984-86
2. Brett Macari	74	2011-12
3. Chris Coursey	80	1984-85
Franco Martinez	80	1999-00
5. Mike Adams	87	1973-74
6. George Susoeff	88	1979-80
7. Ron Kuhn	90	1976-78
8. Terry Jones	93	1986-87
9. Tim Taylor	96	1996-97
10. Kevin Jilka	97	1976-77

Team Top 10:

1. 1966	122
2. 1967	143
3. 1968	157
4. 1971	237
5. 1969	244
6. 1980	248
7. 1974	258
8. 1977	264
9. 1973	272
10. 1975	274

FEWEST HITS/INNINGS PITCHED

Single Season Top 10:

(Minimum 40 innings pitched)

1. Mark Deterding	.45	1986
2. Mark Deterding	.53	1985
3. Ken Ubelaker	.54	1977
4. Kevin Koerner	.58	1978
Mike Hannafin	.58	1972
6. Terry Jones	.60	1986
7. Ken Dinkel	.63	1970
8. Ray Dolezal	.68	1974
Mike Hannafin	.68	1971
10. George Susoeff	.69	1980
Kevin Renk	.69	1979
Brian Bates	.69	1972

Career Top 10:

(Minimum of 80 Innings Pitched)

1. Mark Deterding	.51	1984-86
2. Mike Hannafin	.54	1970-72
3. George Susoeff	.70	1979-80
4. Ken Ubelaker	.73	1974-77
5. Chris Coursey	.79	1984-85
6. Kevin Renk	.83	1979-80
Kevin Jilka	.83	1976-77
Brian Bates	.83	1970-73
9. Franco Martinez	.85	1999-00
10. Daniel Traffas	.88	1994-95

Team Top 10:

1. 1977	.78
2. 1972	.80
3. 1974	.81
4. 1979	.82
5. 1968	.83
6. 1985	.85
1984	.85
8. 1986	.86
9. 1966	.87
10. 1973	.89
1971	.89

FEWEST WALKS

Single Season Top 10:

(Minimum 40 innings pitched)

1. Curtis VonLintel	6	1995
John Daily	6	2003
3. Matt Augustine	8	2010
4. Matt Moody	9	2004
Brett Macari	9	2011
Alex Ellison	9	2012

PITCHING RECORDS



FORT HAYS STATE TIGER BASEBALL

PITCHING RECORDS/FIELDING RECORDS

7. Dan Auckland	11	2000
Derek Dallorto	11	2002
Bobby Lewton	11	2007
10. Joe Mapes	12	2014

Career Top 10: (Minimum of 80 Innings Pitched)

1. Brett Macari	14	2011-12
2. John Daily	24	2002-03
D.J. Carr	24	2016
4. Alex Ellison	25	2012-13
5. Curtis VonLintel	26	1995-96
6. Steven Federau	28	2014-15
7. Bobby Lewton	29	2006-07
Kyle Vogt	29	2015-16
9. Tim Taylor	30	1996-97
10. Kyle Allis	31	2002-03

Team Top 10:

1. 1966	68
2. 1967	76
3. 1968	93
4. 2004	117
5. 2014	135
6. 1973	136
7. 2015	138
8. 1996	139
9. 2001	142
2006	142

FEWEST WALKS/INNINGS PITCHED

Single Season Top 10: (Minimum 40 Innings pitched)

1. Matt Augustine	.10	2010
2. John Daily	.12	2003
3. Curtis VonLintel	.14	1995
Bobby Lewton	.14	2007
5. Derek Lopez	.16	2000
Bobby Lewton	.16	2006
7. Alex Ellison	.17	2012
8. Matt Moody	.18	2004
Brett Macari	.18	2011
10. Scott Chew	.19	2003

Career Top 10: (Minimum of 80 Innings Pitched)

1. Bobby Lewton	.15	2006-07
2. Brett Macari	.17	2011-12
3. Curtis VonLintel	.20	1995-96
Derek Lopez	.20	1999-00
Matt Augustine	.20	2007-10
Alex Ellison	.20	2012-13
7. Aaron Cleveland	.24	1995-98
8. Joe Kiose	.25	2001-02
John Daily	.25	2002-03
D.J. Carr	.25	2016

Team Top 10:

1. 2006	.29
2. 2003	.33
2004	.33
4. 1996	.34
2000	.34
2001	.34
7. 2015	.37
8. 1999	.38
2007	.38
10. 2002	.39
2014	.39

STRIKEOUTS

Single Season Top 10:

1. Kevin Jilka	95	1977
2. Chris Coursey	94	1985
3. Joe Curran	89	2001
4. Lyle Befort	88	1986
5. Chris Kline	82	1986
6. Vic Perri	79	1973
7. Ken Ubelaker	78	1977

8. Terry Jones	76	1986
Eric Gilliland	76	2009
10. Neal Hudson	75	1979

Career Top 10:

1. Vic Perri	193	1970-73
2. Ray Dolezal	182	1974-76
3. Brian Bates	162	1970-73
4. Lyle Befort	157	1986-87
5. Matt Augustine	156	2007-10
6. Ken Ubelaker	155	1974-77
7. Joe Curran	148	2001-02
8. Tom Goodwin	147	2004-07
9. Vonley Frey	144	1997-00
10. Eric Gilliland	142	2008-09

Team Top 10:

1. 1986	449
2. 1985	404
3. 2000	395
4. 2002	372
5. 1997	359
2006	359
7. 2003	357
8. 2001	340
9. 1998	333
10. 2010	327

STRIKEOUTS/INNINGS PITCHED

Single Season Top 10: (Minimum 40 Innings pitched)

1. Mark Deterding	1.25	1986
2. Ron Wilson	1.22	1987
3. Kevin Jilka	1.20	1977
4. Joe Curran	1.18	2001
5. Daniel Traffas	1.17	1994
Mark Deterding	1.17	1985
7. Lyle Befort	1.15	1987
Chris Coursey	1.15	1986
9. Chris Kline	1.12	1986
10. Lyle Befort	1.10	1986

Career Top 10: (Minimum of 80 Innings Pitched)

1. Kevin Jilka	1.28	1976-77
2. Chris Coursey	1.27	1984-85
3. Mark Deterding	1.21	1984-86
4. Joe Curran	1.14	2001-02
5. Lyle Befort	1.12	1986-87
6. Jerry Adams	1.02	1973-74
7. Daniel Traffas	.98	1994-95
8. Ray Dolezal	.97	1974-76
9. Will Flynt	.96	1988-89
10. Harper Kerr	.93	1993-94
George Susoeff	.93	1979-80

Team Top 10:

1. 1986	1.04
2. 1985	.91
3. 1987	.90
1984	.90
5. 1994	.89
6. 1967	.88
7. 1977	.86
8. 1979	.84
9. 1974	.83
10. 1968	.82

FEWEST EARNED RUNS ALLOWED

Single Season Top 10: (Minimum 40 Innings pitched)

1. Bob Kitts	4	1968
2. Joe Simoneau	9	1983
Dennis Blankenship	9	1967
4. Terry Holland	10	1983
5. Kevin Jilka	11	1977
Ken Ubelaker	11	1977
Brian Bates	11	1972
Gary Ward	11	1968
9. Mike Hannafin	13	1972
Brian Bates	13	1970

Team Top 10:

1. 1968	49
2. 1966	57
3. 1967	71
4. 1977	87
5. 1973	92
6. 1972	95
7. 1975	114

LOWEST EARNED RUN AVERAGE

Single Season Top 10: (Minimum 40 Innings pitched)

1. Bob Kitts	0.84	1968
2. Ken Ubelaker	1.05	1977
3. Brian Bates	1.20	1972
4. Kevin Jilka	1.24	1977
5. Joe Simoneau	1.70	1983
6. Neal Hudson	1.75	1979
7. Kevin Koerner	1.83	1978
8. Dennis Blankenship	1.99	1967
Mike Hannafin	1.99	1972
10. Bobby Lewton	2.03	2006

Career Top 10: (Minimum 80 Innings pitched)

1. Brian Bates	1.43	1970-73
2. Mike Hannafin	1.73	1970-72
3. Ken Ubelaker	1.85	1970-73
4. Neal Hudson	2.04	1979-80
5. Vic Perri	2.33	1970-73
6. Kevin Jilka	2.57	1976-77
7. Rick Zimmerman	2.71	1974-75
8. Kevin Renk	2.83	1979-80
9. Daniel Traffas	2.86	1994-95
10. Brett Macari	3.33	2011-12

Team Top 10:

1. 1977	1.80
2. 1968	2.31
3. 1972	2.58
4. 1974	2.62
5. 1975	2.71
6. 1973	2.72
7. 1983	2.93
1980	2.93
9. 1979	3.07
10. 1970	3.16

HIGHEST FIELDING AVERAGE

Single Season Top 10: (Minimum 100 at bats)

1. Brian Maier	1.000	1997
Corey Carver	1.000	1996
William Grace	1.000	1993
Tony Duca	1.000	1987
Rich Lenhart	1.000	1987
Curt Peirano	1.000	1983
Rod Ruder	1.000	1970
Jeff Bieker	1.000	2003
Jeff Bieker	1.000	2004
Tyler Konrade	1.000	2006
J.R. Reynolds	1.000	2007
Dusty Washburn	1.000	2007
Sloan Soulia	1.000	2010
Cooper Langley	1.000	2015

Team Top 10:

1. 2003	.970
2. 2007	.969
3. 2006	.964
4. 2000	.963
5. 1983	.962
1972	.962
7. 2013	.960
8. 1997	.959
1985	.959
2009	.959
2016	.959

TIGER BASEBALL RECORDS

FORT HAYS STATE TIGER BASEBALL



PUTOUTS

Single Season Top 10:

1. Rob Nelson	503	2006
2. Cam Houston	493	2003
3. Dustin Dreher	492	2002
4. Ryan Callaway	450	2000
5. Austin Unrein	448	2016
6. Dusty Washburn	423	2008
7. Kyle Stacken	422	2010
8. Dusty Washburn	420	2009
9. Rob Nelson	418	2007
10. Dave Bies	410	1996

Career Top 10:

1. Rob Nelson	921	2006-07
2. Dusty Washburn	890	2007-09
3. Kyle Stacken	876	2008-11
4. Cam Houston	763	2003-04
5. Anthony Vasquez	729	1998-99
6. Galen Pfannenstiel	726	1972-75
Jarod Goodale	726	2001-04
8. Dayton Pomeroy	706	2017-18
9. Pat James	691	1970-73
10. Steve Rohr	683	1974-77

Team Top 10:

1. 2000	1518
2. 1997	1491
3. 2003	1411
2006	1474
5. 2002	1387
6. 2008	1327
7. 1985	1320
8. 1986	1295
9. 2018	1288
10. 2001	1264

ASSISTS

Single Season Top 10:

1. Brent Biggs	174	2008
2. Nate Field	169	1997
3. Brian Keck	168	1996
4. Tyler Robbins	159	2009
5. Nick Hammeke	155	2016
6. Jason Patty	154	2000
Jason Patty	154	2001
8. Jesus Villarreal	152	2000
Frank Pedrique	152	2002
10. Steve Ysac	149	1997

Career Top 10:

1. Brian Keck	476	1993-96
2. Nick Hammeke	474	2014-17
3. Chris Santoscoy	434	2010-13
4. Troy Rampy	396	1977-78
5. Jason Santangelo	380	1999-02
6. Randy Beck	324	1989-92
7. Nate Field	308	1997-98
Jason Patty	308	2000-01
9. Russ Ruder	291	1983-85
10. Lance Wise	288	1974-76

Team Top 10:

1. 1977	682
2. 1978	655
3. 2000	648
4. 2006	641
5. 1997	630
6. 2009	628
7. 2008	619
8. 2002	600
9. 2016	585
10. 2003	576

FEWEST ERRORS

Single Season Top 10:

(Minimum of 100 at bats)		
1. Brian Maier	0	1997
Corey Carver	0	1996
William Grace	0	1993
Tony Duca	0	1987
Rich Lenhart	0	1987
Curt Peirano	0	1983
Rod Ruder	0	1970
Jeff Bieker	0	2003
Jeff Bieker	0	2004
Tyler Konrade	0	2006
J.R. Reynolds	0	2007
Dusty Washburn	0	2007
Sloan Soulia	0	2010
Cooper Langley	0	2015

Team Top 10:

1. 1967	42
2. 1966	43
3. 1968	52
4. 2007	56
5. 1983	57
1972	57
7. 1970	59
8. 1974	62
2003	62
10. 1984	63

DOUBLE PLAYS

Team Top 10:

1. 2000	69
2. 1997	66
3. 2008	56
4. 2005	55
5. 2007	54
6. 2003	53
7. 2006	52
8. 1985	50
9. 2001	49
10. 1996	47
2009	47

HIGHEST TEAM WINNING PERCENTAGE

Team Top 10:

1. 2000	.818	54-12
2. 1997	.762	48-15
3. 1998	.759	44-14
4. 2003	.750	45-15
5. 1986	.746	47-16
6. 1983	.745	38-13
7. 1993	.739	34-12
1972	.739	34-12
9. 2006	.730	46-17
10. 2002	.729	43-16

LONGEST WINNING STREAK

Team Top 10:

1. 1983	17
2. 1993	15
3. 1977	14
4. 2003	13
5. 1998	12
1980	12
2009	12
8. 1994	11
1986	11
1972	11
2000	11
2000	11
2001	11
2006	11

MOST SHUTOUTS

Team Top 10:

1. 1986	14
2. 1984	10
1983	10
4. 1979	9
1970	9
2006	9
7. 1973	8
1972	8
9. 1985	7
1982	7
1978	7
1977	7
1971	7

MOST CONSECUTIVE GAMES WITHOUT BEING SHUTOUT

Team Top 10:

1. 1999-02	181
2. 2006-08	92
3. 1996-97	91
4. 2009-11	78
5. 1984-85	69
6. 2011-12	69
7. 1985-86	64
8. 1983-84	58
9. 1970-71	57
10. 1972-73	54

MOST RUNS SCORED IN A GAME (FHSU ONLY)

Team Top 10:

1. 2008	32	Truman State
2. 1982	28	Colorado Mines
3. 1995	27	Colorado Mines
2000	27	Okla.-Panhandle State
2000	27	Central Christian
2003	27	Kansas Wesleyan
7. 1987	26	Colorado Mines
8. 2002	25	Colorado Mines
9. 1986	24	St. Mary's of the Plains
2002	24	Okla. Panhandle State
2005	24	Nebraska-Kearney

LARGEST MARGIN OF VICTORY

Team Top 10:

1. 1982	28-0	Colorado Mines
2. 2008	32-5	Truman State
3. 1995	27-2	Colorado Mines
4. 1984	23-0	Tabor College
2000	27-4	Okla. Panhandle State
2000	27-4	Central Christian
2003	27-4	Kansas Wesleyan
8. 1992	23-1	Colorado Mines
1987	26-4	Colorado Mines
10. 2005	24-3	Nebraska-Kearney

MOST WINS IN A SEASON

Team All-time:

1. 2000	54
2. 1997	48
3. 1986	47
4. 2006	46
5. 1985	45
2003	45
7. 1998	44
8. 2002	43
9. 1996	39
10. 1983	38

*Bold Indicates Marks Set in 2019

FIELDING RECORDS/TEAM RECORDS



TEAM HONORS/ALL-AMERICANS

FORT HAYS STATE UNIVERSITY

FHSUATHLETICS.COM

NAIA National Championship Site Appearances

NAIA National Tournament Appearances

1973
1974

NCAA Division II World Series Appearances

2000 (National Runner-Up)

NCAA Division II Regional Appearances

1997 (West Regional)
1998 (West Regional)
1999 (West Regional)
2000 (West Regional-Champions)
2003 (West Regional)
2006 (West Regional)

Rocky Mountain Athletic Conference Championships

1995
1997
1998
2000 (Regular Season)
2003 (Regular Season & Conference Tournament)

NCAA II World Series Appearances

2000 World Series - Montgomery, Alabama

Gardner-Webb	W	6-2
Slippery Rock	W	8-5
North Florida	W	13-10
*SE Oklahoma State	L	2-7

*World Series Championship Game
FHSU Finishes National Runner-Up

NCAA II West Regional Appearances

1997 West Regional - Chico, California

Mesa State	W	10-4
Chico State	L	11-13
Chico State	W	11-3
Chico State	L	5-11

1998 West Regional - Chico, California

Sonoma State	L	5-6
Cal State-L.A.	W	10-3
Sonoma State	L	4-5

1999 West Regional - Chico, California

Mesa State	L	6-18
Sonoma State	L	3-15

2000 West Regional - Hays, Kansas

Grand Canyon	W	7-2
Chico State	L	3-10
Texas Wesleyan	W	8-3
Chico State	W	11-3
Chico State	W	5-2

2003 West Regional - Hays, Kansas

Western Oregon	W	9-8
UC-Davis	L	0-3
Sonoma State	L	3-4


2006 West Regional - Keizer, Oregon

Chico State	L	3-5
CSU-Pueblo	W	17-3
Cal State-L.A.	L	1-8

All-Time NCAA Division II Tournament Record

vs. Nine Different Teams 9-11


NCAA Division II All-Americans




Brian Keck
Shortstop
1996



Jerry Valdez
Catcher
1997



Nate Field
Pitcher
1998



Anthony Vasquez
First Base
1998



Jesus Villareal
Second Base
2000



Jason Santangelo
Second Base
2002



Ben Tinius
Third Base
2003



Cam Houston
First Base
2003



Jeff Bieker
Outfield
2004
2005



Dallas Christison
Second Base
2005



Bobby Lewton
Pitcher
2006



Dusty Washburn
First Base
2008



Ryan Busboom
Outfield
2012



Kevin Czarnecki
Utility
2015

TIGER BASEBALL RECORDS

NATIONAL RECORDS/TIGERS IN THE PROS



Division II National Team Leaders

Batting Average

Year	AB	Hits	Avg.
2002	2025	745	.368
2003	2020	750	.371

Hits

Year	Hits	Avg.
1997	771	.363
2000	756	.357
2002	745	.368
2003	750	.371

Runs

Year	Runs	Avg.
2003	576	9.60

Doubles Per Game

Year	G	2B	Avg.
2002	59	163	2.76

Slugging Percentage

Year	AB	TB	Pct.
2002	2025	1168	.577

Total Bases

Year	AB	TB	Pct.
2002	2025	1168	.577
2003	2020	1150	.569

Stolen Bases

Year	SB	SBA	Avg.
2003	180	220	3.00

Double Plays

Year	DP	Avg.
2000	69	1.05

Division II National Individual Leaders

Runs Per Game

Player	Year	G	Runs	Avg.
Jason Santangelo	2002	57	89	1.56

Runs

Player	Year	G	Runs	Avg.
Jason Santangelo	2002	57	89	1.56

Home Runs Per Game

Player	Year	G	HR	Avg.
Jeff Bieker	2004	43	23	0.53

Home Runs

Player	Year	G	HR	Avg.
Jeff Bieker	2005	52	23	0.44

Slugging Percentage

Player	Year	Hits	TB	Pct.
Jeff Bieker	2004	65	151	1.013

Saves

Player	Year	IP	ERA	SV
Nate Field	1998	27.0	2.67	13


Brian Keck - Dodge City, Kansas

FHSU Shortstop (1993-96)

- Selected in the 18th round of the MLB Draft by the Colorado Rockies.
- Played in the Rockies Minor League Organization for five years.

Honors during FHSU career

- 1996 First Team All-America Shortstop
- 1996 Rocky Mountain Athletic Conference Player of the Year
- 1996 All-West Region Shortstop
- 1996 All-RMAC Shortstop
- 1995 All-South Central Region Shortstop
- 1995 All-Mile High Intercollegiate Baseball League Shortstop
- 1993 All-Central Region Shortstop
- 1993 All-Mile High Intercollegiate Baseball League Shortstop




Jerry Valdez - El Paso, Texas

FHSU Catcher (1996-97)

- Selected in the 25th round of the MLB Draft by the Philadelphia Phillies.
- Played in the Phillies Minor League Organization for six years.

Honors during FHSU career


- 1997 First Team All-America Catcher
- 1997 All-West Region Catcher
- 1997 West Region Tournament Team Catcher
- 1997 All-RMAC Catcher
- 1996 West Region Second Team Catcher
- 1996 All-RMAC Catcher



Nate Field - Littleton, Colorado

FHSU Pitcher/Shortstop (1997-98)

- Signed as free agent by the Montreal Expos in 1998.
- Signed with the Kansas City Royals organization in 2000.
- Made major league debut in 2002 with the Kansas City Royals.
- Spent four seasons at the major league level for the Royals.
- Signed with the Colorado Rockies organization in 2006.
- Played for the Florida Marlins in 2007.
- Currently with the New York Mets organization.



Honors during FHSU career

- 1998 First Team All-America Relief Pitcher
- 1998 Led NCAA II with 13 saves
- 1998 All-West Region Relief Pitcher
- 1998 RMAC Pitcher of the Year
- 1998 All-RMAC Relief Pitcher
- 1997 All-RMAC Relief Pitcher
- 1997 Second team RMAC Relief Pitcher
- 1997 West Region Tournament Team Shortstop

Jeff Bieker - Hays, Kansas

FHSU Outfielder (2002-05)

- Selected in the 15th round of the MLB Draft by the Oakland Athletics.
- Played in the Athletics Minor League Organization for two years.

Honors during FHSU career

- 2005 NCBA First Team All-American Outfielder
- 2004 & 2005 ABCA/Rawlings Third Team All-American Outfielder
- 2005 NCAA II West Region Player of the Year
- 2005 RMAC Player of the Year
- 2005 Led NCAA II with 23 home runs
- 2004 Led all NCAA divisions in home runs per game (0.53)
- 2004 Led all NCAA divisions in slugging percentage (1.013)
- 2004 & 2005 All-West Region First Team Selection
- 2003-05 All-RMAC Outfielder
- 2003 RMAC Freshman of the Year
- 2003 & 2005 All-RMAC Tournament Selection



FORT HAYS STATE UNIVERSITY

FHSUATHLETICS.COM



FHSU INDIVIDUAL HONORS (NAIA)

FORT HAYS STATE UNIVERSITY

FHSUATHLETICS.COM

NAIA All-American

- 1966 Jim Dreiling, SS (HM)
- 1970 Ken Dinkel, 1B (2nd)
- 1971 Ken Dinkel, 1B (2nd)
- 1974 Bill Hall, OF
- 1983 Curt Peirano, OF (HM)
- 1985 Chris Coursey, RP (HM)
- Dave Nehls, 2B (HM)

NAIA Academic All-American

- 1973 Pat James, C
- 1982 Lance Munyon, DH
- 1983 Dave Koerner, P

NAIA Scholar-Athlete

- 1986 Stan Miller, OF
- 1986 Stan Miller, P

Topps Chewing Gum All-Star

- 1971 Ken Dinkel, 1B

NAIA All-Area 3

- 1974 Bill Hall, OF
- 1983 Curt Peirano, OF

NAIA District 10 Coach of the Year

- 1966 Bob Reising

NAIA All-District 10

- 1970 Ken Dinkel, 1B
- Frank Leo, 2B
- 1971 Ken Dinkel, 1B
- Ron Koster, C
- 1972 Rich Maier, 1B
- Ron Suppes, OF
- Brian Bates, P (HM)
- Pat James, C (HM)
- Frank Leo, 2B (HM)
- Vic Perri, P (HM)
- Troy Rampy, SS (HM)
- 1973 Brian Bates, P
- Pat James, C
- Bill Hall, OF (HM)
- Rich Maier, 1B (HM)
- Troy Rampy, SS (HM)
- Rod Ruder, OF (HM)
- Vic Perri, P (HM)
- 1974 Bill Hall, OF
- Galen Pfannenstiel, 1B
- Brad Rumble, OF
- Lance Wise, SS
- Ray Dolezal, P (HM)
- Val McLean, OF (HM)
- Rick Zimmerman, P (HM)
- 1975 Keith Harper, 2B
- Rick Zimmerman, P
- Pat Corley, P (HM)
- Val McLean, OF (HM)
- Galen Pfannenstiel, 1B (HM)
- Lance Wise, SS (HM)
- 1976 Ray Dolezal, P
- Bob Schmidt, 1B
- Lance Wise, SS
- Mike Schippers, OF (HM)
- Jude Stecklein, 2B (HM)
- Ken Ubelaker, P (HM)
- 1977 Dan Kanngiesser, 3B
- Steve Rohr, C
- Mike Schippers, OF
- Bob Schmidt, 1B
- Ken Ubelaker, P
- Dick Eitel, OF (HM)
- Kevin Jilka, P (HM)
- 1978 Kevin Koerner, P
- Brian Poldberg, C
- Dan Kanngiesser, OF (HM)
- 1979 Neal Hudson, P
- Jim Mall, DH
- Kevin Renk, P
- Curt Stremel, OF
- Monte Enright, IF (HM)
- Tom Fruge, 2B (HM)

- Jerry Higgins, SS (HM)
- Arnie Reyher (HM)
- 1980 Steve Jones, OF
- Dave Moffatt, SS
- Curt Stremel, OF
- 1981 Curt Stremel, OF
- Kevin Cox, P (HM)
- Rene Flores, OF (HM)
- Gary Lenkiewicz, P (HM)
- Ken Miller, SS (HM)
- Curt Peirano, OF (HM)
- 1982 Curt Peirano, OF
- Vince Echeverria, 2B (HM)
- Ken Miller, SS (HM)
- Lance Munyon, DH (HM)
- Steve Murry (HM)
- Gary Rogers, P (HM)
- Tim Thayer, IF (HM)
- Max Wallace, OF (HM)
- Gaylon Walters, P (HM)
- 1983 Vince Echeverria, 2B
- Charlie Luman, P
- Steve Murry, 3B
- Len Mize, C
- Curt Peirano, OF
- Russ Ruder, SS (HM)
- Steve Sedbrook, DH (HM)
- Joe Simoneau, P (HM)
- 1984 Curtis Hammeke, P
- Stan Kaiser, C
- Curt Peirano, OF
- Russ Ruder, SS
- 1985 Wade Branstiter, UT
- Chris Coursey, RP
- Todd Hartley, OF
- Dave Nehls, 2B
- Russ Ruder, SS
- Stan Kaiser, C (2nd)
- Curt Peterson, P (2nd)
- Kurt Schaub, OF (2nd)
- Cam Clark, 1B (HM)
- Kelly Cleaver, 3B (HM)
- 1986 Lyle Befort, P
- Todd Hartley, OF
- Terry Jones, P
- Dave Nehls, SS
- Robert Robb, 2B
- Tom Winske, C
- Wade Branstiter, 3B (2nd)
- Troy Ritter, OF (2nd)
- Cam Clark, DH (2nd)
- Chris Kline, P (2nd)
- Stan Miller, OF (HM)
- Duke Schaefer, C (HM)
- Kurt Schaub, OF (HM)
- 1987 Lyle Befort, P
- Stan Miller, P
- Ray Plantier, 2B
- Mike Valla, C
- 1988 Mike Lee, C
- Greg Anderson, SS (HM)
- Tony Duca, 1B (HM)
- Scott Karkos, 2B (HM)
- Jarrold Sanford, OF (HM)
- Shannon Sheil, P (HM)
- 1989 Greg Anderson, SS
- Matt Hutchison, 3B
- Joe Blandino, OF (HM)
- Corbin Campbell, 2B (HM)
- Tracy Chance, P (HM)
- Will Flynt, P (HM)
- Rob Reynolds, OF (HM)
- 1990 Randy Beck, SS (HM)
- Rob Reynolds, OF (HM)
- Todd Windholz, 3B (HM)
- 1992 Lance Henderson, OF (2nd)
- Derek Pomeroy, 1B/DH (2nd)
- Jeremy Shipman, P (2nd)
- Randy Beck, SS (HM)
- Devlin Mull, 2B (HM)

All-Rocky Mountain Athletic Conference

- 1969 Ron Koster, C (HM)
- 1970 Ken Dinkel, 1B (1st)
- Frank Leo, 2B (1st)
- 1971 Ken Dinkel, 1B (1st)
- Ron Koster, C (1st)
- 1972 Rod Ruder, OF (1st)

All-Great Plains Athletic Conference

- 1973 Brian Bates, P (1st)
- Bill Hall, OF (1st)
- Pat James, C (1st)
- 1974 Brad Rumble, OF (1st)
- Lance Wise, SS (1st)
- 1975 Pat Corley, P (1st)
- Lance Wise, SS (1st)
- 1976 Lance Wise, SS (1st)

All-Central States Intercollegiate Conference

- 1977 Bob Schmidt, 1B (1st)
- Ken Ubelaker, P (1st)
- Dan Kanngiesser, 3B (HM)
- Kevin Jilka, P (HM)
- Mike Schippers, OF (HM)
- 1979 Neal Hudson, P (1st)
- Kevin Renk, P (1st)
- 1980 Kevin Cox, P
- Mark Heslop, 2B
- Curt Stremel, OF
- 1981 Mark Heslop, 2B (HM)
- Curt Stremel, OF (HM)
- 1982 Gary Rogers, P (1st)
- Vince Echeverria, 2B (HM)
- Lance Munyon, DH (HM)
- Curt Peirano, OF (HM)
- Gary Rogers, P (HM)
- Max Wallace, OF (HM)
- 1983 Vince Echeverria, 2B (1st)
- Charlie Luman, P (1st)
- Len Mize, C (1st)
- Curt Peirano, OF (1st)
- Steve Sedbrook, DH (1st)
- Joe Simoneau, P (1st)
- Russ Ruder, SS (HM)
- Steve Murry (HM)
- 1984 Curt Peirano, OF (1st)
- Russ Ruder, SS (1st)
- Brad Collicott, 2B (HM)
- Curtis Hammeke, P (HM)
- Stan Kaiser, C (HM)
- 1985 Chris Coursey, RP (1st)
- Dave Nehls, 2B (1st)
- Kurt Schaub, OF (1st)
- Cam Clark, 1B (HM)
- Todd Hartley, OF (HM)
- Allen Flax, P (HM)
- Stan Kaiser, C (HM)
- Curt Peterson, P (HM)
- Russ Ruder, SS (HM)
- 1986 Lyle Befort, P (1st)
- Wade Branstiter, 3B (1st)
- Todd Hartley, OF (1st)
- Terry Jones, P (1st)
- Dave Nehls, SS (1st)
- Troy Ritter, OF (1st)
- Robert Robb, 2B (1st)
- Cam Clark, DH (HM)
- Chris Kline, P (HM)
- Stan Miller, OF (HM)
- Troy Newman, P (HM)
- Mike Thomas, DH (HM)
- Tom Winske, C (HM)

All-Rocky Mountain Athletic Conference

- 1992 Steve Morgan, P
- Devlin Mull, 2B
- Derek Pomeroy, 1B

FHSU INDIVIDUAL HONORS (NCAA II)



NCAA Division II All-Americans

- 1996 Brian Keck, SS
- 1997 Jerry Valdez, C
- 1998 Nate Field, P
- Anthony Vasquez, 1B
- 2000 Jesus Villarreal, 2B
- 2002 Jason Santangelo, 2B
- 2003 Cam Houston, 1B
- Ben Tinius, 3B
- 2004 Jeff Bieker, OF
- 2005 Jeff Bieker, OF
- Dallas Christison, 2B
- 2006 Bobby Lewton, P
- 2008 Dusty Washburn, 1B
- 2012 Ryan Busboom, OF (1st) (Daktronics & NCBWA)
- 2015 Kevin Czarnecki, UT (3rd) (Daktronics)

CoSIDA Academic All-District

- 2016 Giles Fox, P (1st)

All-Central Region

- 1993 Brian Keck, SS (1st)
- Billy Grace, DH (2nd)
- 2008 Dusty Washburn, 1B

Daktronics All-Central Region

- 2013 Horace Johnson, DH (1st)
- 2014 Cooper Langley, DH (2nd)
- 2015 Kevin Czarnecki, UT (1st)

NCBWA All-Central Region

- 2015 Kevin Czarnecki, UT (2nd)

ABCA All-Central Region

- 2013 Horace Johnson, DH (2nd)
- 2014 Clayton Garland, OF (1st)

NCBWA All-South Central Region

- 2012 Ryan Busboom, OF (1st)
- Brett Macari, RP (2nd)
- 2014 Cooper Langley, DH (2nd)

Daktronics All-South Central Region

- 2012 Ryan Busboom, OF (1st & POY)
- Nash Smith, OF (2nd)

All-South Central Region First Team

- 1994 Chris Young, P
- 1995 Brian Keck, SS

All-West Region First Team

- 1996 Brian Keck, SS
- 1997 Ryan Lopez, OF
- Jerry Valdez, C
- 1998 Nate Field, P
- Anthony Vasquez, 1B
- 2000 Dan Auckland, OF
- Jesus Villarreal, 2B
- 2001 Wayne Burton, OF
- 2002 Josh Gilstrap, DH
- Jason Santangelo, 2B
- 2003 Cam Houston, 1B
- Ben Tinius, 3B
- 2004 Jeff Bieker, OF
- Bobby Rosthenhausler, UT
- 2005 Jeff Bieker, OF
- Dallas Christison, 2B
- Bobby Rosthenhausler, UT
- 2006 Bobby Lewton, P
- Cody Staten, UT

West Region Player of the Year

- 2003 Ben Tinius, 3B
- 2005 Jeff Bieker, OF (Co-Player of the Year)

All-Mile High Intercollegiate Baseball League

- 1993 Billy Grace, DH
- Lance Henderson, OF
- Brian Keck, SS
- Derek Pomeroy, 1B
- Brian Thurlow, P

- 1994 Chay Gillespie, C
- Daniel Traffas, P
- Chris Young, P
- 1995 Chay Gillespie, C (1st)
- Diondre Josenberger, OF (1st)
- Brian Keck, SS (1st)
- Brian Thurlow, P (1st)
- Brandon Traffas, UT (1st)
- Daniel Traffas, P (1st)
- Curtis VonLintel, P (2nd)

All-Rocky Mountain Athletic Conference

- 1996 Diondre Josenberger, OF (1st)
- Brian Keck, SS (1st)
- Jerry Valdez, C (1st)
- Jaime Varela, 2B (1st)
- Curtis VonLintel, P (1st)
- Corey Carver, OF (2nd)
- Tim Taylor, P (2nd)
- 1997 Nate Field, P (1st)
- Jason Jennings, P (1st)
- Ryan Lopez, OF (1st)
- Bill Russell, OF (1st)
- Jerry Valdez, C (1st)
- Steve Ysac, 2B (2nd)
- 2008 Nate Field, P (1st)
- Ryan Lopez, OF (1st)
- Billy Scogin, P (1st)
- Anthony Vasquez, 1B (1st)
- Steve Ysac, 2B (1st)
- Bill Russell, OF (2nd)
- 1999 Vonley Frey, P (1st)
- Franco Martinez, 3B (1st)
- Ryan Callaway, OF (2nd)
- Derek Lopez, P (2nd)
- Anthony Vasquez, 1B (2nd)
- Jesus Villarreal, 2B (2nd)
- 2000 Dan Auckland, OF (1st)
- Derek Lopez, P (1st)
- Franco Martinez, UT (1st)
- Jason Patty, SS (1st)
- Jesus Villarreal, 2B (1st)
- Ryan Callaway, 1B (2nd)
- Tyler Cotten, OF (2nd)
- Scott DiOrio, P (2nd)
- Ian Van Kooten, DH (2nd)
- Vonley Frey, P (HM)
- Pat Taylor, P (HM)
- Josh White, C (HM)
- 2001 Wayne Burton, OF (1st)
- Joe Curran, P (1st)
- Dustin Dreher, DH (1st)
- Thom Garcia, C (1st)
- Jason Patty, SS (1st)
- Jason Santangelo, 2B (2nd)
- Wes Sells, P (2nd)
- 2002 Dustin Dreher, UT (1st)
- Josh Gilstrap, DH (1st)
- Jason Santangelo, 2B (1st)
- Joe Kjose, P (2nd)
- Collin Yoachim (2nd)
- Joe Curran, P (HM)
- J.J. Morris, OF (HM)
- Frank Pedrique, SS (HM)
- Tyson Rae, P (HM)
- Josh Smith, 3B (HM)
- 2003 Jeff Bieker, OF (1st)
- Scott Chew, P (1st)
- Landon Harper, P (1st)
- Cam Houston, 1B (1st)
- Jeff Runyon, 2B (1st)
- Ben Tinius, 3B (1st)
- Jerod Goodale, C (2nd)
- Brian Cochran, P (HM)
- Brad Fannin, SS (HM)
- 2004 Jeff Bieker, OF (1st)
- Brad Fannin, SS (1st)
- Bobby Rosthenhausler, UT (1st)
- Jeff Runyon, 2B (1st)
- Josh Bickel, INF (2nd)
- Jerod Goodale, C (2nd)

- Tom Goodwin, P (HM)
- Cam Houston, 1B (HM)
- Steven Walters, P (HM)
- 2005 Jeff Bieker, OF (1st)
- Scott Chew, P (1st)
- Dallas Christison, 2B (1st)
- Bobby Rosthenhausler, UT (1st)
- Brandon Beall, C (HM)
- Nick Butler, P (HM)
- Dan Russell, SS (HM)
- Steven Walters, P (HM)
- 2006 Tom Goodwin, P (1st)
- Bobby Lewton, P (1st)
- J.R. Reynolds, C (1st)
- Dan Russell, SS (1st)
- Cody Staten, 3B (1st)
- Cameron Young, P (1st)
- Tyler Nuss, P (2nd)
- Jason Rees, OF (2nd)
- Rob Nelson, 1B (HM)
- Cody Sindelar, P (HM)

Mile High Intercollegiate Baseball League

Player of the Year Honors

- 1993 Derek Pomeroy, Co-Player of the Year
- 1995 Daniel Traffas, Pitcher of the Year

RMAC Player of the Year Honors

- 1996 Brian Keck, Player of the Year
- 1998 Nate Field, Pitcher of the Year
- 2000 Jesus Villarreal, Player of the Year
- 2001 Jason Patty, Co-Player of the Year
- 2002 Jason Santangelo, Co-Player of the Year
- 2003 Ben Tinius, Player of the Year
- 2005 Jeff Bieker, Player of the Year
- 2006 Bobby Lewton, Pitcher of the Year

RMAC Newcomer of the Year

- 1997 Ryan Wasinger, OF

RMAC Freshman of the Year

- 2003 Jeff Bieker, OF
- 2004 Tom Goodwin, P

All-RMAC Tournament

- 2000 Ryan Callaway, 1B
- Dustin Dreher, DH
- Vonley Frey, P
- 2002 Dustin Dreher, 1B
- Josh Gilstrap, DH
- J.J. Morris, OF
- Frank Pedrique, SS
- Jason Santangelo, 2B
- Collin Yoachim, OF
- 2003 Jeff Bieker, OF
- Brad Fannin, SS
- Kelly Gebhart, P
- Jerod Goodale, C
- Cam Houston, 1B (Co-MVP)
- Matt Moody, P
- Jeff Runyon, 2B
- Chris Steffens, OF
- Ben Tinius, 3B (Co-MVP)
- 2005 Jeff Bieker, OF
- Dallas Christison, 2005
- 2006 Tyler Konrade, 2006
- Jason Rees, 2006

All-Mid-America Intercollegiate Athletics Association

- 2007 Justin Randa, P (1st)
- Luke Dreiling, UT (2nd)
- Tyler Konrade, OF (2nd)
- Rob Nelson, 1B (2nd)
- Tyler Nuss, RP (2nd)
- Dylan Briggs, SS (HM)
- Tom Goodwin, P (HM)
- Dusty Washburn, DH (HM)
- 2008 Brett Becker, UT (1st)
- Dusty Washburn, 1B (1st)
- Greg Bieker, OF (2nd)
- Matt Augustine, P (HM)



FHSU INDIVIDUAL HONORS (NCAA II)

FORT HAYS STATE UNIVERSITY

FHSUATHLETICS.COM

Brett Biggs, SS (HM)
Eric Gilliland, P (HM)
Ryan Majercik, C (HM)

NCAA II World Series Team

2000 Jason Patty, SS
Jesus Villarreal, 2B

2009 Greg Bieker, OF (2nd)
Alex Harvey, 3B (2nd)
A.J. Levanduski, UT (2nd)
Mat Atkinson, RP (HM)
Eric Gilliland, P (HM)

RMAC Coach of the Year

1997 Bob Fornelli
2000 Bob Fornelli
2006 Matt Ranson

2010 Tyler Robbins, 2B (HM)
Kyle Stacken, DH (HM)
Dusty Washburn, 1B (HM)
Mat Atkinson, RP (2nd)
Matt Augustine, SP (2nd)
Sloan Soulia, DH (2nd)
Ryan Majercik, C (HM)
Garrett Morgan, RP (HM)
Jordan Payne, OF (HM)
Chase Schippers, UT (HM)
Nash Smith, OF (HM)
Kyle Stacken, 1B (HM)

West Region Coach of the Year

Bob Fornelli, 2000

2011 Nash Smith, OF (2nd)
Sloan Soulia, C (2nd)
Brandon Hoefler, OF (HM)
Brett Macari, RP (HM)
JC Ochoa, DH (HM)
Anthony Salinas, OF (HM)
Kyle Stacken, 1B (HM)

2012 Ryan Busboom, OF (1st)
Brett Macari, RP (1st)
Nash Smith, OF (2nd)
Mace Krol, DH (HM)
Shawn Lewick, SP (HM)

2013 Horace Johnson, DH (1st)
Ryan Busboom, UT (HM)
Tayler Davis, SP (HM)
Clayton Garland, OF (HM)
Jordan Miller, OF (HM)
Chris Santoscoy, 2B (HM)

2014 Clayton Garland, OF (2nd)
Horace Johnson, 1B (3rd)
Kevin Czarnecki, UT (HM)
Cooper Langley, DH (HM)

2015 Kevin Czarnecki, DH (2nd)
Cooper Langley, 1B (2nd)
Austin Unrein, UT (3rd)
Connor Ross, OF (HM)
Gus Strunk, 2B (HM)
Andre Vieyra, C (HM)

2016 Connor Ross, OF (2nd)
Austin Unrein, UT (3rd)
Caleb Cherryholmes, OF (HM)
Giles Fox, RP (HM)
Nick Hammeke, SS (HM)
Joe Mapes, DH (HM)
Alex Weiss, 3B (HM)

2017 Ty Redington, UT (2nd)
Trevor Hughes, C (HM)

2018 Alex Weiss, 3B (2nd)
Addison Kaasch, SS (3rd)
Dayton Pomeroy, 1B (HM)

MIAA Freshman of the Year

2008 Ryan Majercik, C

All-West Region Tournament Selections

1997 Nate Field, SS
Ryan Lopez, OF
Matt Muller, 3B
Billy Scogin, P
Jerry Valdez, C
1998 Anthony Vasquez, 1B
2000 Wayne Burton, OF
Ryan Callaway, 1B
Vonley Frey, P (Outstanding Player)
Derek Lopez, P
Franco Martinez, 3B
Jason Patty, SS
2003 Adam Sterling, DH
2006 Jason Rees, OF

ALL-TIME SERIES RECORDS



TEAM	W	L	T
Adams State	2	0	
Air Force Academy	5	4	
Angelo State	1	5	
Arkansas-Fort Smith	4	1	
Arkansas Tech	2	1	
Augustana (S.D.)	1	0	
Augsburg (Minn.)	1	1	
Austin (Texas)	2	0	
Baker University	10	9	
Bellevue (Neb.)	1	1	
Bemidji State (Minn.)	4	0	
Benedictine	11	10	
Bethany College (Kan.)	63	6	
Briar Cliff (Iowa)	0	1	
Buena Vista	1	0	
Cal. Davis	0	1	
Cal. State L.A.	1	1	
Central Christian College	9	0	
Central Missouri	13	41	
Central Oklahoma	16	19	
Chadron State	6	0	
Chico State (Calif.)	3	4	
College of Emporia	2	3	
College of Southwest	2	2	
Colorado Christian	7	1	
Colorado College	4	1	
Colorado School of Mines	68	12	
Colorado State-Pueblo	33	44	
Colorado University	2	6	
Dallas Baptist	3	3	
Dallas	1	1	
Denver University	25	12	
Drury (Mo.)	0	1	
East Central (Okla.)	0	4	
Eastern Montana	0	2	
Eastern New Mexico	3	2	
Emporia State	69	115	
Friends University	42	3	
Gardner Webb (N.C.)	1	0	
Grand Canyon University	1	0	
Haskell Institute	1	2	
Hardin Simmons	1	0	
Hastings College (Neb.)	5	1	
Hillsdale College (Mich.)	2	0	
Kansas State	9	36	
Kansas University	3	15	
Kansas Wesleyan	84	15	
Lewis University	0	1	
Lincoln University (Mo.)	18	1	
Lindenwood (Mo.)	5	14	
Lubbock Christian	1	1	
Marymount	37	8	
McPherson College	14	1	
Mesa State	31	58	
Metro State	54	35	
MidAmerica Nazarene	9	0	
Minnesota-Duluth	2	1	
Minot State (N.D.)	19	4	
Missouri S&T	1	1	
Missouri Southern	18	39	
Missouri Western	18	33	
Midwestern State	0	1	
Minnesota State-Mankato	2	0	
Minnesota State-Morris	1	0	
Morningside College (Iowa)	3	1	
Nebraska-Lincoln	1	7	

TEAM	W	L	T
Nebraska-Kearney	137	56	
Nebraska-Omaha	12	16	
New Mexico Highlands	52	25	
Newman University	19	26	1
North Alabama	1	3	
North Dakota State	3	0	
North Florida	1	0	
Northeast Missouri	3	0	
Northeastern State (Okla.)	5	15	
Northern Colorado	24	21	
Northern Iowa	0	0	1
Northern State (S.D.)	1	0	
Northwest Missouri State	23	34	
Northwestern Oklahoma State	12	15	
Oklahoma University	0	1	
Oklahoma Baptist	3	1	
Oklahoma City	1	0	1
Oklahoma State	0	4	
Ottawa University	4	1	
Ouachita Baptist	0	3	
Pan American (Texas)	0	1	
Panhandle State (Okla.)	29	3	
Phillips (Okla.)	3	13	1
Pittsburg State	27	26	
Plano (Texas)	2	2	
Regis University	53	26	
Rockhurst University	11	3	
Sam Houston State (Texas)	0	1	
Sioux Falls College (S.D.)	2	0	
Slippery Rock University	1	0	
Sonoma State University	0	4	
South Dakota University	1	0	
SIU-Edwardsville	1	0	
Southeastern Oklahoma State	2	6	
Southern Indiana	0	1	
Southwest Baptist	25	17	
Southwest Minnesota State	8	3	
Southwestern Oklahoma State	1	14	
Southwest Texas State	0	2	
Sterling College	61	6	
St. Johns	2	0	
St. Joseph's Academy	4	0	
St. Mary's (Minn.)	5	5	
St. Mary of the Plains	44	5	
St. Thomas (Minn.)	3	0	
Tabor College (Kan.)	17	3	
Tarleton State	1	0	
Texas A&M-International	1	2	
Texas-Arlington	4	2	
Texas-Permian Basin	3	0	
Texas Wesleyan	3	7	
Truman	21	6	
Tulsa University	0	2	
Valley City State (N.D.)	2	0	
Washburn	106	86	
Wayland Baptist (Texas)	1	0	
Wayne State College (Neb.)	12	6	
West Texas A&M	4	6	
Western New Mexico	0	2	
Western Oregon	1	0	
Western State College (Colo.)	1	0	
Wichita State	3	29	
William Jewell	0	2	
Winona State	2	0	
Wisconsin-Oshkosh	0	4	
Yankton College (SD)	19	0	

FORT HAYS STATE UNIVERSITY

FHSUATHLETICS.COM



COACHING HISTORY

FORT HAYS STATE UNIVERSITY

FHSUATHLETICS.COM

FHSU COACHING HISTORY

Coach	Year	Record	Pct.	Coach	Year	Record	Pct.
Bob Reising	1966	7-12	.368	Curtis Hammeke	1994	33-18	.647
Earl Hobbs	1967	10-12	.455	Curtis Hammeke	1995	34-13	.723
Earl Hobbs	1968	15-12	.556	Curtis Hammeke	1996	39-16	.709
Earl Hobbs	1969	5-21	.192	Bob Fornelli	1997	48-15	.762
Earl Hobbs	1970	29-12	.707	Bob Fornelli	1998	44-14	.759
Earl Hobbs	1971	23-16	.590	Bob Fornelli	1999	35-22	.614
Earl Hobbs	1972	34-12	.739	Bob Fornelli	2000	54-12	.818
Earl Hobbs	1973	29-13	.690	Bob Fornelli	2001	37-19	.661
Earl Hobbs	1974	26-18	.590	Bob Fornelli	2002	43-16	.729
Earl Hobbs	1975	24-17	.585	Bob Fornelli	2003	45-15	.750
Earl Hobbs	1976	21-21	.500	Matt Ranson	2004	32-16	.667
Rick Zimmerman	1977	31-16	.660	Matt Ranson	2005	30-22	.577
Larry Schultz	1978	26-30	.464	Matt Ranson	2006	46-17	.730
Mark Meka	1979	30-27	.526	Rick Sabath	2007	33-20	.623
Phil Wilson	1980	29-11	.725	Rick Sabath	2008	28-30	.483
Vern Henricks	1981	21-24	.467	Rick Sabath	2009	30-26	.536
Vern Henricks	1982	31-20	.608	Rick Sabath	2010	31-22	.585
Vern Henricks	1983	38-13-1	.740	Steve Johnson	2011	28-23	.549
Vern Henricks	1984	30-20	.600	Steve Johnson	2012	29-24	.547
Vern Henricks	1985	45-21	.682	Steve Johnson	2013	23-22	.511
Vern Henricks	1986	47-16-1	.742	Steve Johnson	2014	17-29	.370
Vern Henricks	1987	27-19-2	.583	Steve Johnson	2015	19-28	.404
Steve Gillispie	1988	15-23	.395	Steve Johnson	2016	23-26	.469
Steve Gillispie	1989	17-29	.378	Steve Johnson	2017	10-39	.204
Tom Mahon	1990	7-29	.194	Steve Johnson	2018	13-37	.260
Tom Mahon	1991	9-33	.214	Jerod Goodale	2019	3-40	.070
Curtis Hammeke	1992	24-22	.522	54 Seasons		1491-1112-4	.573
Curtis Hammeke	1993	34-12	.739				

By Wins

Years	Coach(Seasons)	Win	Loss	Tie	Pct
1997-03	Bob Fornelli (7)	306	113		.730
1981-87	Vern Henricks (7)	239	133	4	.641
1967-76	Earl Hobbs (10)	216	154		.584
1992-96	Curtis Hammeke (5)	164	81		.669
2011-18	Steve Johnson (8)	162	228		.415
2007-10	Rick Sabath (4)	122	98		.555
2004-06	Matt Ranson (3)	108	55		.663
1988-89	Steve Gillispie (2)	32	52		.381
1977	Rick Zimmerman (1)	31	16		.660
1979	Mark Meka (1)	30	27		.526
1980	Phil Wilson (1)	29	11		.725
1978	Larry Schultz (1)	26	30		.464
1990-91	Tom Mahon (2)	16	62		.205
1966	Bob Reising (1)	7	12		.368
2019	Jerod Goodale (1)	3	40		.070
54 Seasons		1491	1112	4	.573

By Percentage

Years	Coach(Seasons)	Wins	Loss	Ties	Pct
1997-03	Bob Fornelli (7)	306	113		.730
1980	Phil Wilson (1)	29	11		.725
1992-96	Curtis Hammeke (5)	164	81		.669
1977	Rick Zimmerman (1)	31	16		.660
2004-06	Matt Ranson (3)	108	55		.663
1981-87	Vern Henricks (7)	239	133	4	.641
1967-76	Earl Hobbs (10)	216	154		.584
2007-10	Rick Sabath (4)	122	98		.555
1979	Mark Meka (1)	30	27		.526
1978	Larry Schultz (1)	26	30		.464
2011-18	Steve Johnson (8)	162	228		.415
1988-89	Steve Gillispie (2)	32	52		.381
1966	Bob Reising (1)	7	12		.368
1990-91	Tom Mahon (2)	16	62		.205
2019	Jerod Goodale (1)	3	40		.070

TIGER BASEBALL RECORDS

SEASON-BY-SEASON RESULTS



FORT HAYS STATE UNIVERSITY

FHSUATHLETICS.COM

1966 (7-12) Bob Reising

Bethany College	W 8-3
Sterling College	W 3-1
Sterling College	W 5-1
@Bethany College	W 6-2
@Bethany College	W 11-3
College of Emporia	L 2-3
College of Emporia	L 3-4
@Sterling College	W 4-2
@Sterling College	L 2-3
Wichita State	L 2-6
Kearney State	L 0-2
Kearney State	W 2-1
vs. Washburn	L 3-7
vs. Emporia State	L 4-6
@Kearney State	L 4-5
@Kearney State	L 0-7
@Emporia State	L 0-4
vs. Texas-Pan American	L 4-19
@College of Emporia	L 1-3

1967 (10-12) Earl Hobbs

@Kansas Wesleyan	L 1-4
@Kansas Wesleyan	W 3-1
Emporia State	L 1-3
Emporia State	L 3-4
Hastings College	W 10-2
Hastings College	W 5-4
McPherson College	W 7-0
McPherson College	W 15-0
@Hastings College	L 3-4
@Hastings College	W 3-0
@Washburn University	L 4-6
@Washburn University	L 2-4
@Emporia State	L 2-3
@Emporia State	W 4-2
@Kearney State	L 5-6
@Kearney State	W 6-2
Washburn University	W 8-2
Washburn University	L 0-8
@Washburn University	L 1-9
vs. Emporia State	L 1-2
@Kearney State	L 2-11
@Kearney State	W 16-6

1968 (15-12) Earl Hobbs

NW Oklahoma State	W 7-5
NW Oklahoma State	W 10-1
Eastern Montana State	W 11-3
Eastern Montana State	W 2-1
Kansas Wesleyan	W 2-1
Kansas Wesleyan	W 5-4
@Kansas Wesleyan	W 9-2
vs. Washburn University	L 0-3
vs. Wichita State	L 0-1
@Kansas Wesleyan	L 0-3
Kearney State	W 6-3
Kearney State	W 4-3
@Southern Colorado	L 4-5
@Southern Colorado	L 2-4
@Air Force Academy "B"	L 4-5
@Air Force Academy "B"	W 5-3
@Wichita State	L 0-6
@Wichita State	W 3-1
@Emporia State	L 1-2
@Emporia State	L 1-7
Washburn University	W 4-2
Washburn University	L 2-3
Friends University	W 3-1
Friends University	W 5-2
vs. Washburn	W 5-2

vs. Nebraska-Omaha	L 3-5
vs. Emporia State	L 2-5

1969 (5-21) Earl Hobbs

Washburn University	L 2-10
Washburn University	L 0-4
@Kansas Wesleyan	L 3-7
@Kansas Wesleyan	L 0-5
Southern Colorado	L 0-21
Friends University	W 1-0
Friends University	W 4-1
@Northern Colorado	L 3-8
@Northern Colorado	L 10-13
@Emporia State	L 3-7
@Emporia State	L 12-14
vs. Washburn University	L 1-4
@Kansas Wesleyan	W 5-1
vs. Washburn University	L 2-7
vs. Wichita State	W 9-8
Wichita State	L 4-5
Wichita State	L 4-5
@Southern Colorado	L 1-11
@Southern Colorado	L 5-12
@Southern Colorado	L 4-9
Northern Colorado	L 5-13
Northern Colorado	L 5-14
@NW Oklahoma State	L 10-11
@NW Oklahoma State	L 5-11
Air Force Academy "B"	L 3-4
Air Force Academy "B"	W 12-2

1970 (29-12) Earl Hobbs

Wichita State	L 6-7
Wichita State	W 9-2
Emporia State	L 2-4
Emporia State	L 1-5
NW Oklahoma State	W 5-0
NW Oklahoma State	W 11-9
@Washburn University	W 3-2
@Washburn University	L 2-4
Kansas Wesleyan	L 1-8
Kansas Wesleyan	L 8-9
@Kearney State	W 13-0
@Kearney State	W 9-8
@NW Oklahoma State	L 5-6
@NW Oklahoma State	W 9-7
Bethany College	W 11-0
Bethany College	W 8-3
vs. Bethany College	W 6-3
vs. Washburn University	L 0-2
vs. Bethany College	W 6-0
@Kansas Wesleyan	W 2-1
@Friends University	W 5-0
@Friends University	L 1-2
@Sterling College	W 9-0
@Sterling College	W 14-4
Washburn University	W 5-0
Washburn University	W 8-5
@Air Force Academy	W 15-10
@Air Force Academy	W 8-6
Sterling College	W 3-2
Sterling College	W 11-0
@Emporia State	L 1-6
@Emporia State	L 12-13
Southern Colorado	W 4-2
Northern Colorado	W 11-8
Southern Colorado	W 6-3
Kearney State	W 2-0
Kearney State	W 9-8
vs. Emporia State	W 10-7
vs. Adams State	W 12-10

vs. Adams State	W 14-2
vs. Kansas Wesleyan	L 5-11

1971 (23-16) Earl Hobbs

vs. Phillips University	L 5-6
vs. Phillips University	L 2-3
Plano University	W 15-3
vs. SE Oklahoma State	L 3-4
vs. SE Oklahoma State	L 2-3
vs. Emporia State	W 5-6*
@Texas-Arlington	L 7-8
Kearney State	W 6-0
Kearney State	W 10-2
Washburn University	L 2-5
Washburn University	W 8-4
Sterling College	W 10-0
Sterling College	W 9-0
Bethany College	W 13-4
Bethany College	W 7-4
Yankton College	W 17-11
Yankton College	W 2-1
Yankton College	W 4-2
Yankton College	W 14-4
@Kearney State	W 13-11
@Kearney State	L 4-5
Emporia State	L 1-2
Emporia State	L 1-3
Friends University	W 13-4
Friends University	W 7-4
@Emporia State	L 2-5
@Emporia State	L 2-3
@Kansas Wesleyan	W 13-3
@Kansas Wesleyan	W 10-6
St. Mary of the Plains	W 11-0
St. Mary of the Plains	W 13-0
@Bethany College	W 11-1
@Bethany College	L 6-7
@Washburn University	W 6-1
@Washburn University	L 0-1
@Sterling College	W 11-0
@Sterling College	L 1-7
vs. Northern Colorado	L 1-8
@Southern Colorado	L 0-2

1972 (34-12) Earl Hobbs

@Texas-Arlington	W 2-1
@Texas Wesleyan	L 4-7
@Austin College	W 5-2
@Austin College	W 1-0
@Texas Wesleyan	W 6-1
@Texas Wesleyan	L 1-2
vs. SW Minnesota State	W 4-3
vs. SW Minnesota State	L 1-4
vs. Emporia State	W 7-4
vs. Emporia State	W 2-1
@Texas Wesleyan	W 4-3
@Sterling College	W 8-0
@Sterling College	L 0-1
Washburn University	W 3-2
Washburn University	L 2-3
St. Thomas Univ. (Minn.)	W 3-1
St. Thomas Univ. (Minn.)	L 4-7
St. Thomas Univ. (Minn.)	W 7-5
St. Thomas Univ. (Minn.)	W 9-1
St. Thomas Univ. (Minn.)	W 5-1
Yankton College	W 7-4
Yankton College	W 5-4
Yankton College	W 6-0
Yankton College	W 5-0
@Kearney State	W 12-1
@Kearney State	W 2-1

@Emporia State	L 1-2
@Emporia State	W 5-3
Bethany College	W 10-1
Bethany College	W 20-2
Kansas Wesleyan	W 7-3
Kansas Wesleyan	W 11-0
St. Mary of the Plains	W 16-3
St. Mary of the Plains	W 13-0
Sterling College	W 15-1
Sterling College	W 6-0
St. Mary of the Plains	W 13-3
St. Mary of the Plains	W 5-4
@Northern Colorado	L 1-6
vs. Southern Colorado	L 2-4
Kearney State	L 3-12
Kearney State	W 9-0
Kansas Wesleyan	W 6-2
Emporia State	W 8-5
Emporia State	L 4-7
Emporia State	L 5-7

1973 (29-13) Earl Hobbs

@Texas-Arlington	W 2-0
@Texas-Arlington	W 11-1
@University of Dallas	W 1-0
@University of Dallas	W 7-5
vs. Plano University	L 4-5
vs. Emporia State	L 4-5
vs. SW Minnesota State	W 4-3
vs. Kearney State	W 7-3
@Texas Wesleyan	L 2-3
vs. Kearney State	W 5-0
Yankton College	W 13-1
Yankton College	W 3-2
Yankton College	W 5-1
@Kansas State University	L 3-4
@Kansas State University	W 5-3
Bethany College	W 5-0
Bethany College	W 5-4
Emporia State	W 4-3
@Bethany College	W 17-0
@Bethany College	W 12-2
@Emporia State	W 3-1
@Emporia State	L 0-4
@University of Colorado	L 2-8
@University of Colorado	L 2-3
Kansas State University	W 11-0
Kansas State University	L 3-10
@Northwest Missouri State	L 2-4
@Northwest Missouri State	W 6-4
vs. Benedictine College	W 12-3
@Northwest Missouri State	W 12-2
Emporia State	W 2-1
@Sterling College	W 7-1
@Sterling College	W 2-1
Northern Colorado	L 2-6
Nebraska-Omaha	W 4-0
Northern Colorado	L 3-4
Baker University	W 9-0
Emporia State	W 7-6
Emporia State	W 5-3
&Phillips University	L 5-10
&Northern State (S.D.)	W 6-1
&Phillips University	L 6-7

&-Area III Playoffs

1974 (26-18) Earl Hobbs

@Texas-Arlington	W 10-5
@Texas-Arlington	L 1-3
@Southwest Texas State	L 1-3

TIGER BASEBALL RECORDS



SEASON-BY-SEASON RESULTS

FORT HAYS STATE UNIVERSITY

FHSUATHLETICS.COM

@Southwest Texas State	L 0-1
@Texas Wesleyan	L 0-3
@University of Dallas	W 3-2
@University of Dallas	L 4-5
@Dallas Baptist	L 2-4
@Dallas Baptist	W 5-4
Yankton College	W 20-8
Yankton College	W 7-1
Yankton College	W 10-1
Yankton College	W 4-0
Kearney State	W 2-0
Kearney State	L 2-8
Washburn University	W 3-2
Washburn University	L 3-5
@Emporia State	L 2-5
@Emporia State	L 0-11
Bethany College	W 2-1
Bethany College	W 9-3
@St. Mary of the Plains	W 4-1
@St. Mary of the Plains	W 12-0
@Kansas Wesleyan	W 13-0
@Kansas Wesleyan	W 8-1
@Kansas State University	L 4-10
@Kansas State University	L 4-6
Emporia State	L 8-9
Emporia State	W 4-3
Sterling College	W 11-1
Sterling College	W 7-3
@Washburn University	L 3-4
@Washburn University	W 9-4
@Kearney State	W 1-0
@Kearney State	L 2-9
Bethany College	W 9-3
Emporia State	W 12-11
Benedictine College	W 10-0
&vs. Kearney State	W 4-1
&vs. SE Oklahoma State	W 6-3
&vs. SE Oklahoma State	L 2-3
&vs. SE Oklahoma State	W 4-3
vs. Sam Houston State	L 0-5
vs. Wisconsin-Oshkosh	L 3-11

&-Area III Playoffs at Oklahoma City, Okla.
 \$-NAIA National Championships at St. Joseph, Mo.

1975 (24-17) Earl Hobbs

@Kansas State University	L 3-4
@Kansas State University	W 5-4
@Kansas State University	L 0-7
St. Mary of the Plains	L 3-4
St. Mary of the Plains	W 9-0
Washburn University	W 4-2
Washburn University	W 15-5
Yankton College	W 6-5
Yankton College	W 7-1
Yankton College	W 5-2
Yankton College	W 6-0
Emporia State	L 1-5
Emporia State	L 6-17
Kansas State University	L 2-14
Kansas State University	W 6-3
Kearney State	W 11-8
Kearney State	L 4-7
@Sterling College	W 3-1
@Sterling College	W 1-0
Kansas Wesleyan	W 5-0
Kansas Wesleyan	W 4-1
@Washburn University	L 5-6
@Washburn University	W 4-2

@University of Colorado	L 4-9
@University of Colorado	L 0-3
@Emporia State	L 2-3
@Emporia State	L 4-6
@Kearney State	W 14-7
@Kearney State	L 4-8
@Kearney State	W 8-4
@Northern Colorado	L 4-8
vs. Emporia State	L 1-11
@Bethany College	W 6-4
@Bethany College	W 15-2
@Friends University	W 13-6
@Friends University	W 6-1
vs. Benedictine College	W 1-0
@Emporia State	L 0-1
vs. Friends University	W 14-7
@Emporia State	W 10-7
@Emporia State	L 1-4

1976 (21-21) Earl Hobbs

@Texas Wesleyan	L 5-6
@Texas Wesleyan	L 5-6
@Texas Wesleyan	L 0-6
@Plano University	W 6-0
@Plano University	L 0-9
@Midwestern State	L 7-8
@Midwestern State	L 3-5
@Dallas University	L 2-3
@Dallas University	L 3-4
@Phillips University	L 5-6
Sterling College	W 6-0
Sterling College	W 13-0
Washburn University	W 11-10
Washburn University	W 10-5
@St. Mary of the Plains	W 2-0
@St. Mary of the Plains	W 15-7
@Emporia State	L 6-11
@Emporia State	L 3-7
@Kearney State	W 1-0
@Kearney State	W 4-3
vs. Kansas Wesleyan	W 9-6

@Kansas State University

L 4-14	
Kansas State University	L 1-6
Kansas State University	W 7-3
Kearney State	L 0-6
Kearney State	L 0-3
Kearney State	W 5-2
Northern Colorado	L 6-13
Emporia State	W 7-6
Northern Colorado	L 13-15
Bethany College	W 2-1
Bethany College	W 4-1
Tulsa University	L 0-2
Tulsa University	L 6-7
Friends University	W 8-1
Friends University	W 3-2
@Kansas Wesleyan	W 5-4
@Kansas Wesleyan	W 6-2
Benedictine College	W 2-0
Emporia State	L 0-3
Benedictine College	W 18-2
Emporia State	L 3-7

1977 (31-16) Rick Zimmerman

Wayne State College	L 0-2
Wayne State College	W 5-4
@Panhandle State	L 3-8
@Panhandle State	L 3-8
Panhandle State	W 2-1
Panhandle State	W 3-2
North Dakota State	W 5-4

North Dakota State	W 8-1
Chadron State	W 2-1
Chadron State	L 3-5
North Dakota State	W 7-6
North Dakota State	W 7-6
North Dakota State	W 17-0
Wayne State College	L 0-2
Wayne State College	W 5-2
@Missouri Western	L 1-2
@Missouri Western	L 1-2
@Washburn University	L 7-8
@Washburn University	L 2-4
Tabor College	W 10-0
Tabor College	W 10-0
@Kansas State University	L 8-9
@Kansas State University	L 2-3
@Sterling College	W 11-5
@Sterling College	W 19-7
Kansas Wesleyan	W 2-1
Kansas Wesleyan	W 10-0
Missouri Southern	W 6-1
Missouri Southern	W 4-0
Marymount College	W 10-0
Marymount College	W 5-0
@Bethany College	W 2-1
@Bethany College	W 8-7
@Friends University	W 4-2
@Friends University	W 10-4
@Kearney State	W 6-2
@Kearney State	W 6-4
@Marymount College	L 3-4
@Marymount College	W 5-2
Emporia State	W 5-4
Emporia State	L 1-2
@St. Mary of the Plains	L 0-2
@St. Mary of the Plains	W 4-3
vs. Washburn University	W 10-3
@Emporia State	L 3-9
vs. St. Mary of the Plains	W 5-3
@Emporia State	L 1-10

1978 (26-30) Larry Schultz

@SE Oklahoma State	L 1-4
@SE Oklahoma State	L 2-8
@Oklahoma Baptist	W 1-0
@Oklahoma Baptist	L 3-5
@Phillips University	L 0-7
@Phillips University	L 4-9
@Oklahoma City	L 0-8
@SW Oklahoma State	L 4-5
@SW Oklahoma State	L 0-5
@SW Oklahoma State	L 4-9
@SW Oklahoma State	L 4-5
@SW Oklahoma State	L 10-11
@NW Oklahoma State	L 9-15
@NW Oklahoma State	L 10-11
Bellevue	W 2-0
Bellevue	W 5-4
Minot State	W 13-3
Minot State	L 3-5
Bemidji State	W 3-2
Southwestern State (Minn.)	W 2-0
Minot State	W 9-8
Bemidji State	L 1-4
Southwestern State (Minn.)	L 2-6
@Tabor College	L 1-3
@Tabor College	W 6-0
@University of Kansas	L 0-11
@University of Kansas	L 3-15
Kearney State	L 0-5
Kearney State	W 3-2

Chadron State	W 10-0
Chadron State	W 8-4
Washburn	W 7-2
Washburn	W 10-0
Kansas Wesleyan	W 11-7
Kansas Wesleyan	W 7-0
@Wichita State	W 9-6
@Wichita State	L 1-19
Friends University	W 8-4
Friends University	W 15-6
Sterling College	W 11-2
Sterling College	W 11-1
@St. Mary of the Plains	W 3-1
@St. Mary of the Plains	W 9-5
@Emporia State	L 3-13
@Emporia State	L 2-15
Bethany College	W 3-2
Bethany College	L 1-2
@Wichita State	L 4-15
@Wichita State	L 4-14
@Nebraska	L 1-2
@Nebraska	L 3-10
@Wayne State College	W 4-3
@Wayne State College	W 2-0
Benedictine College	L 2-6
Bethany College	W 6-1
Emporia State	L 15-19
Kearney State	W 3-2

1979 (30-27) Mark Meka

@University of Kansas	L 1-3
@University of Kansas	L 2-9
Kansas Wesleyan	W 6-1
Kansas Wesleyan	W 21-0
@SW Oklahoma State	L 7-8
@SW Oklahoma State	L 8-14
@NW Oklahoma State	L 4-5
@NW Oklahoma State	L 0-1
@SW Oklahoma State	L 0-1
@SW Oklahoma State	W 1-0
@SW Oklahoma State	L 3-9
@SW Oklahoma State	L 0-9
@Phillips University	L 2-3
@Phillips University	L 4-7
@NW Oklahoma State	L 3-4
Valley City State University	W 7-6
Valley City State University	W 10-0
Minot State	W 6-1
SW Minnesota State	W 5-2
Chadron State	W 4-2
Minot State	L 1-4
SW Minnesota State	W 13-3
Minot State	W 6-1
SW Minnesota State	W 5-4
Minot State	W 3-2
Minot State	W 6-3
SW Minnesota State	W 6-1
SW Minnesota State	L 7-8
Minot State	W 1-0
@Kearney State	W 8-2
@Kearney State	L 0-1
@Nebraska	W 5-4
@Nebraska	L 0-11
Emporia State	W 3-1
Emporia State	L 1-2
@Wichita State	L 2-6
@Wichita State	L 0-10
@Emporia State	L 0-4
@Emporia State	L 3-12
@Friends University	W 7-1
@Friends University	W 7-1

TIGER BASEBALL RECORDS

SEASON-BY-SEASON RESULTS



FORT HAYS STATE UNIVERSITY

FHSUATHLETICS.COM

Kearney State	W 3-2
Kearney State	W 5-2
Tabor College	W 3-0
Tabor College	W 6-1
@Bethany College	L 1-10
@Bethany College	L 6-9
St. Mary of the Plains	W 3-0
St. Mary of the Plains	W 2-0
@Sterling College	W 11-0
@Sterling College	W 3-0
@Denver University	L 3-5
@Denver University	L 4-7
vs. Washburn	W 4-1
@Emporia State	L 1-5
vs. Bethany College	W 11-3
@Emporia State	L 3-7

1980 (29-11) Vern Henricks

Bethany College	W 12-0
Bethany College	W 9-8
St. Mary of the Plains	W 9-3
St. Mary of the Plains	W 8-3
@University of Kansas	L 3-5
@University of Kansas	L 4-5
@Kansas State University	L 2-12
vs. Briar Cliff University	L 7-8
vs. South Dakota	W 15-2
vs. Sioux Falls College	W 15-1
vs. Minot State	W 2-0
vs. Chadron State	W 4-3
vs. SW Minnesota State	W 2-0
Emporia State	L 0-10
Emporia State	L 2-3
@Kansas Wesleyan	W 2-1
@Kansas Wesleyan	W 14-2
Marymount College	W 12-2
Marymount College	W 10-4
@Marymount College	W 18-8
@Marymount College	W 18-0
Friends University	W 12-0
Friends University	W 4-3
@Washburn University	W 3-2
@Washburn University	W 3-2
Kearney State	W 4-3
Kearney State	W 4-3
@Emporia State	L 3-13
@Emporia State	W 12-9
@Tabor College	W 7-2
@Tabor College	W 6-1
@Kearney State	L 5-14
@Kearney State	L 1-6
Sterling College	W 9-1
Sterling College	W 7-6
Kansas Newman	L 10-12
Bethany College	W 6-5
Kansas Newman	W 12-10
Emporia State	W 6-2
Emporia State	L 5-9

1981 (21-24) Vern Henricks

@Washburn University	L 13-18
@Washburn University	W 7-3
University of Colorado	L 4-5
University of Colorado	W 6-5
University of Colorado	L 6-12
University of Colorado	W 13-4
@Kansas State University	L 11-12
@Kansas State University	L 3-9
@Kansas State University	L 3-13
@Kansas State University	L 5-9
@Wichita State	L 0-10

@Wichita State	L 4-12
Tabor College	W 10-0
Tabor College	W 9-2
Washburn University	L 10-11
Washburn University	W 14-2
@Kansas Newman	L 7-11
@Kansas Newman	L 7-8
@Friends University	W 21-11
@Friends University	W 14-3
Marymount College	W 2-1
Marymount College	W 10-0
Emporia State	L 4-5
Emporia State	W 7-9
Bethany College	W 9-1
Bethany College	W 11-1
@Sterling College	L 3-5
@Sterling College	L 2-3
@University of Kansas	L 0-2
@University of Kansas	L 1-7
@Marymount College	L 2-3
@Marymount College	W 7-3
@Emporia State	L 3-18
@Emporia State	L 12-22
St. Mary of the Plains	W 6-5
St. Mary of the Plains	W 10-9
@Kearney State	W 10-7
@Kearney State	W 5-0
@Bethany College	W 3-2
@Bethany College	L 5-6
@Emporia State	L 12-14
vs. Sterling College	W 4-2
@Emporia State	W 13-7
vs. Kansas Newman	W 4-3
vs. Kansas Newman	L 7-11

1982 (31-20) Vern Henricks

@Wichita State	L 0-15
@Wichita State	L 0-12
@Wichita State	L 2-15
@Wichita State	L 1-11
Chadron State	W 12-0
Chadron State	W 10-0
@Kansas State University	L 4-10
@Kansas State University	L 1-9
@Kansas State University	W 12-8
@Kansas State University	L 5-7
Tabor College	W 7-3
Tabor College	W 5-0
Minot State	W 3-2
Minot State	W 6-0
Minot State	L 4-6
Minot State	W 9-6
Minot State	W 8-5
Minot State	W 14-3
@Washburn University	L 1-6
@Washburn University	W 11-7
Friends University	W 11-1
Friends University	W 9-0
@Emporia State	L 2-12
@Emporia State	L 2-5
Kansas Newman	L 6-8
Kansas Newman	L 4-5
Washburn University	W 2-1
Washburn University	W 5-4
@Marymount College	W 15-8
@Marymount College	W 12-3
Bethany College	W 6-1
Bethany College	W 11-1
vs. Northern Colorado	W 9-8
@Denver University	W 5-4
@Metro State	L 6-7

@Colorado Mines	W 28-0
vs. Northern Colorado	L 8-10
vs. Southern Colorado	W 9-4
@Sterling College	W 8-0
@Sterling College	W 8-4
Emporia State	W 4-3
Emporia State	W 5-4
Marymount College	L 4-9
Marymount College	L 1-4
@Kearney State	W 2-1
@Kearney State	L 4-14
@St. Mary of the Plains	W 9-6
@St. Mary of the Plains	W 15-3
vs. Emporia State	L 5-7
vs. Baker University	W 9-7
vs. Emporia State	L 2-3

1983 (38-13-1) Vern Henricks

@Phillips University	W 16-3
@Phillips University	T 11-11
@East Central	L 2-10
@East Central	L 3-6
@SW Oklahoma State	L 0-3
@SW Oklahoma State	L 1-3
@NW Oklahoma State	W 6-1
@NW Oklahoma State	W 1-0
@Kansas State University	L 1-11
@Kansas State University	W 6-2
Mid-America Nazarene	W 8-7
Mid-America Nazarene	W 10-0
@Tabor College	W 5-0
@Tabor College	W 11-1
Marymount College	W 10-0
Marymount College	W 3-0
@Friends University	W 10-3
@Friends University	W 12-1
@Washburn University	W 19-8
@Washburn University	W 3-0
Regis University	W 12-4
Regis University	W 12-9
Regis University	W 11-1
Regis University	W 10-7
Regis University	W 16-6
Emporia State	W 1-0
Emporia State	L 7-8
Sterling College	W 6-1
Sterling College	W 5-0
@Wichita State	L 5-13
@Emporia State	L 1-2
@Emporia State	L 3-10
@Marymount College	W 1-0
@Marymount College	W 3-1
@Washburn University	W 6-5
@Washburn University	W 2-1
St. Mary of the Plains	W 10-0
St. Mary of the Plains	W 11-1
Missouri Southern	L 4-5
Kearney State	W 11-5
Kearney State	W 14-1
Missouri Southern	W 8-2
@Bethany College	W 21-4
@Bethany College	W 10-5
@Kansas Newman	W 5-4
@Kansas Newman	L 5-9
@Kearney State	W 12-6
@Kearney State	W 8-7
@Emporia State	W 13-1
vs. Kansas Newman	W 3-1
vs. Kansas Newman	L 3-11
vs. Kansas Newman	L 3-6

1984 (30-20) Vern Henricks

Southern Colorado	W 5-4
Southern Colorado	W 8-4
Southern Colorado	L 1-2
Southern Colorado	W 12-2
@Phillips University	L 1-2
@Phillips University	L 1-3
@Central Oklahoma	L 6-9
@Central Oklahoma	L 5-9
@East Central	L 4-5
@East Central	L 3-6
@Oklahoma State	L 1-9
@Oklahoma State	L 0-14
Kearney State	W 12-8
Kearney State	W 3-2
Washburn University	L 5-6
Washburn University	W 15-0
@Washburn University	L 0-2
@Washburn University	L 1-3
@Tabor College	W 23-0
@Tabor College	W 11-0
@Denver University	W 7-5
@Colorado Mines	W 11-1
vs. Western State	W 23-8
vs. Colorado College	W 8-3
@Metro State	W 10-9
@Regis University	W 12-2
@Sterling College	W 15-1
@Sterling College	W 9-0
@Wichita State	L 1-8
@Wichita State	L 0-6
Bethany College	W 2-0
Bethany College	W 6-0
Mid-America Nazarene	W 4-0
Mid-America Nazarene	W 11-0
@Emporia State	L 1-9
@Emporia State	L 6-7
Emporia State	L 5-6
Emporia State	W 9-4
@St. Mary of the Plains	W 14-12
@St. Mary of the Plains	W 21-3
@Marymount College	W 6-5
@Marymount College	W 4-3
Kansas Wesleyan	W 11-1
Kansas Wesleyan	W 6-1
Marymount College	W 5-0
Marymount College	W 8-0
Kansas Newman	W 2-1
Kansas Newman	L 3-4
Kansas Newman	L 1-8
Washburn University	L 3-6

1985 (45-21) Vern Henricks

@Wichita State	L 2-11
@Wichita State	L 1-12
Friends University	W 2-0
Friends University	W 2-1
@Oklahoma Baptist	W 4-1
@Oklahoma Baptist	W 5-0
@St. John's College	W 14-1
@St. John's College	W 14-0
@Central Oklahoma	W 16-9
@Central Oklahoma	W 4-3
@Phillips University	L 8-10
@Phillips University	W 9-4
@Kansas Wesleyan	W 8-3
@Kansas Wesleyan	W 7-2
@Kansas State University	L 3-4
@Kansas State University	L 2-3
Marymount College	W 15-3
Marymount College	W 13-5



SEASON-BY-SEASON RESULTS

FORT HAYS STATE UNIVERSITY

FHSUATHLETICS.COM

@University of Kansas	L 3-4
@University of Kansas	L 4-11
Regis University	L 1-5
Regis University	W 4-3
Regis University	W 10-6
@Oklahoma State	L 1-11
@Oklahoma State	L 1-22
Washburn University	W 7-1
Washburn University	W 10-5
@Mid-America Nazarene	W 11-4
@Mid-America Nazarene	W 8-1
@Emporia State	L 2-12
@Emporia State	L 2-9
Kearney State	W 16-8
Kearney State	L 2-4
@Bethany College	W 12-3
@Bethany College	W 14-0
vs. New Mexico Highlands	L 4-13
@Regis University	W 6-2
@Denver University	W 13-3
vs. Colorado College	W 17-8
@Colorado Mines	W 21-12
@Metro State	W 4-1
@Washburn University	L 1-3
@Washburn University	L 1-5
Sterling College	W 10-5
Sterling College	W 4-1
Metro State	W 6-5
Metro State	W 3-1
Emporia State	W 9-2
Emporia State	W 8-5
Metro State	L 0-1
Marymount College	W 3-2
Benedictine College	W 9-6
St. Mary of the Plains	W 10-0
St. Mary of the Plains	W 12-1
@Kansas Newman	L 3-5
@Kansas Newman	L 4-7
@Marymount College	W 18-0
@Marymount College	W 15-1
@St. Mary of the Plains	W 2-1
@St. Mary of the Plains	W 20-1
@Kearney State	W 5-1
@Kearney State	W 6-0
vs. Washburn University	W 8-3
@Emporia State	L 3-8
vs. Washburn University	W 17-4
@Emporia State	L 9-10

1986 (47-16-1) Vern Henricks

@Friends University	W 14-1
@Friends University	W 12-1
@Sterling College	W 12-1
@Sterling College	W 10-3
@Oklahoma City Univ.	W 12-11
@Oklahoma City Univ.	T 10-10
@Phillips University	W 12-1
@Phillips University	L 5-9
Marymount College	W 13-1
Marymount College	W 6-0
@Kansas State University	W 8-0
@Kansas State University	L 6-7
Minot State	W 12-3
Minot State	W 17-6
Minot State	W 3-0
Minot State	W 9-0
Benedictine College	W 6-2
Benedictine College	L 2-12
Minot State	W 11-6
Minot State	W 11-2
@St. Mary of the Plains	W 24-7

@St. Mary of the Plains	L 10-13
Mid-America Nazarene	W 4-0
Baker University	W 11-2
Baker University	W 4-0
Emporia State	W 7-2
Emporia State	W 4-3
Kansas Wesleyan	W 6-0
Kansas Wesleyan	W 10-0
@Washburn University	W 2-0
Kearney State	W 8-4
Kearney State	W 11-3
@University of Kansas	W 2-0
@University of Kansas	L 3-9
vs. Western New Mexico	L 1-4
@Regis University	L 6-12
@Colorado College	W 17-0
vs. Colorado Mines	W 10-0
@Metro State	L 2-3
Washburn University	W 12-0
Washburn University	W 13-12
Metro State	L 5-14
Metro State	W 12-7
@Emporia State	L 5-10
@Emporia State	W 8-4
Metro State	W 11-10
@Kearney State	W 18-8
@Kearney State	L 2-3
Northern Colorado	L 0-2
Northern Colorado	W 6-5
Northern Colorado	W 12-9
@Kearney State	W 7-3
@Missouri Southern	W 8-7
@Missouri Southern	L 5-15
@Missouri Southern	L 9-13
@Marymount College	W 3-1
@Marymount College	W 7-0
Kansas Newman	W 16-6
Kansas Newman	W 14-2
Friends University	W 9-4
Friends University	W 13-4
@Kansas Newman	L 2-4
vs. Benedictine College	W 9-2
vs. Emporia State	L 5-8

1987 (27-19-2) Vern Henricks

@Sterling College	W 13-6
@Sterling College	W 10-8
Friends University	W 14-4
Friends University	W 14-9
@Baker University	W 10-0
@Baker University	W 7-2
vs. Wisconsin-Oshkosh	L 3-10
vs. Northern Iowa	T 15-15
vs. Wisconsin-Oshkosh	L 4-10
vs. Wisconsin-Oshkosh	L 9-14
@University of Oklahoma	L 2-12
@Washburn University	L 14-16
@Washburn University	W 13-7
@Emporia State	W 7-4
@Emporia State	L 1-11
Marymount College	W 11-3
Marymount College	W 10-0
@Kansas State University	L 5-10
@Kansas State University	L 3-7
@Colorado Mines	W 26-4
@Regis University	W 23-8
vs. Colorado College	L 7-11
@Denver University	L 5-6
Washburn University	L 5-16
Washburn University	W 6-2
Kansas Wesleyan	W 7-0

Kansas Wesleyan	W 6-2
Kearney State	W 11-5
Kearney State	L 7-9
Emporia State	L 0-5
Emporia State	L 0-1
Mid-America Nazarene	W 7-1
Mid-America Nazarene	W 21-1
@Kansas Newman	W 11-5
@Kansas Newman	T 11-11
@Benedictine College	W 8-1
@Benedictine College	L 2-7
St. Mary of the Plains	W 14-3
St. Mary of the Plains	W 14-1
@Kearney State	L 1-12
@Kearney State	L 7-15
@Marymount College	W 8-1
@Marymount College	W 3-1
Benedictine College	W 13-4
vs. Washburn University	W 6-5
vs. Emporia State	L 1-2
vs. Washburn University	W 5-3
vs. Emporia State	L 5-6

1988 (15-23) Steve Gillispie

@Northwest Missouri State	L 4-8
@Northwest Missouri State	L 0-4
Baker University	W 8-1
Baker University	L 4-6
@Kansas State University	L 8-15
@Kansas State University	L 2-16
Marymount College	L 5-7
Marymount College	W 8-3
Kearney State	W 8-4
Kearney State	W 10-7
@Wichita State	L 9-29
@Wichita State	L 3-11
@St. Mary of the Plains	W 15-10
@St. Mary of the Plains	W 17-13
@Washburn University	W 5-2
@Washburn University	L 4-10
Emporia State	L 5-10
Emporia State	L 3-13
Metro State	W 15-5
Metro State	L 1-12
Washburn University	L 0-3
Washburn University	L 6-7
vs. Colorado Mines	W 19-4
@Regis University	W 12-10
vs. Colorado College	W 17-5
@Denver University	L 9-19
vs. Northern Colorado	L 6-7
@Metro State	W 11-4
Kansas Newman	W 9-7
Kansas Newman	W 12-8
@Nebraska	L 0-10
@Nebraska	L 0-12
@Emporia State	L 1-5
@Emporia State	L 2-8
Marymount College	L 0-3
Marymount College	L 4-14
@Kearney State	W 8-5
@Kearney State	L 11-18

1989 (17-29) Steve Gillispie

@Wichita State	L 10-11
@Wichita State	L 0-11
Washburn University	L 4-8
Washburn University	L 2-16
@Nebraska	L 2-3
@Nebraska	L 3-18
@Nebraska	L 6-14

@Nebraska	L 2-14
Kearney State	W 2-0
Kearney State	W 5-4
@University of Kansas	L 1-2
@University of Kansas	L 3-4
Regis University	W 7-2
Regis University	W 12-3
Regis University	W 4-3
Regis University	W 9-5
@Kansas State University	L 8-19
@Kansas State University	L 3-9
@Friends University	W 6-5
@Friends University	W 13-6
@Kansas Newman	L 5-8
@Kansas Newman	L 4-14
@Emporia State	W 6-5
@Emporia State	L 3-4
@Washburn University	L 2-13
@Washburn University	L 5-8
@Colorado Mines	L 7-13
@Regis University	L 5-6
vs. Mesa State	L 0-13
@Denver University	L 3-6
vs. Northern Colorado	L 2-11
@Metro State	L 6-9
@Marymount College	L 7-9
@Marymount College	W 15-12
Emporia State	W 4-0
Emporia State	W 11-4
Marymount College	W 20-10
Marymount College	W 14-6
@Baker University	W 11-5
@Baker University	L 5-7
@Kearney State	L 3-9
@Kearney State	L 1-11
St. Mary of the Plains	W 15-2
St. Mary of the Plains	W 6-1
@Emporia State	L 6-10
@Emporia State	L 1-9

1990 (7-29) Tom Mahon

St. Mary of the Plains	L 4-8
St. Mary of the Plains	W 12-1
@Regis University	L 3-5
@Regis University	L 4-7
@Emporia State	L 0-5
@Emporia State	L 4-11
Metro State	L 1-9
Metro State	L 0-12
Metro State	L 1-7
Kansas Newman	L 0-7
Kansas Newman	L 0-4
@Washburn	L 0-4
@Washburn	L 0-12
@Kansas State University	L 4-6
@Kansas State University	L 2-7
@Benedictine College	W 8-1
@Benedictine College	L 1-2
Emporia State	L 0-4
Emporia State	W 3-1
@Baker University	W 4-2
@Baker University	L 2-6
Friends University	L 6-7
vs. College of the Southwest	W 8-4
vs. Mesa State	L 2-18
@Denver University	L 5-8
vs. Western New Mexico	L 3-13
@Metro State	L 2-4
@Colorado Mines	W 20-6
vs. Northern Colorado	L 6-12
@Regis University	L 5-8

TIGER BASEBALL RECORDS

SEASON-BY-SEASON RESULTS



FORT HAYS STATE UNIVERSITY

FHSUATHLETICS.COM

@Mesa State L 1-14
vs. Colorado Mines L 1-9
Kearney State W 10-4
Kearney State L 2-13
Washburn L 2-13
Washburn L 2-3

1991 (9-33) Tom Mahon

@Kansas State University L 0-17
@Kansas State University L 1-22
Baker University L 3-13
Baker University L 5-10
@Denver University L 4-10
@Denver University L 4-8
@Metro State L 9-10
@Metro State L 3-16
@Denver University L 5-8
@Denver University L 7-12
@Regis University L 6-20
@Mesa State L 2-13
@Mesa State L 5-11
@Mesa State L 5-9
@Mesa State L 4-13
Regis University L 0-16
Regis University L 4-12
Regis University L 2-4
Regis University L 0-6
@Washburn University L 0-10
@Washburn University L 1-9
@Friends University W 10-3
@Friends University W 13-4
@Kearney State L 1-11
@Emporia State L 0-13
@Emporia State L 0-5
Benedictine College L 1-8
Benedictine College L 1-2
Washburn University L 2-5
Washburn University W 11-8
@Sterling College L 4-8
@Sterling College W 4-3
Kearney State L 5-17
@Kansas Wesleyan W 16-9
@Kansas Wesleyan W 12-2
Bethany College W 9-2
@Kansas Newman L 4-10
@Kansas Newman W 5-2
@St. Mary of the Plains W 14-11
@St. Mary of the Plains L 1-3
Emporia State L 6-21
Emporia State L 0-10

FHSU Begins Affiliation With NCAA Division II

1992 (24-22) Curtis Hammeke

@Kansas State University L 1-11
@Kansas State University L 5-10
@NW Oklahoma State W 5-2
@NW Oklahoma State L 2-10
@Bethany College W 8-7
@Bethany College W 8-4
@Emporia State L 1-2
@Emporia State L 4-13
@Benedictine College L 4-6
@Benedictine College W 7-2
Mesa State L 3-13
Mesa State L 7-10
Mesa State L 2-4
Mesa State L 4-12
Washburn University W 4-2
Washburn University W 4-3
St. Mary of the Plains W 17-2

St. Mary of the Plains W 10-4
@Washburn University L 0-11
@Washburn University L 1-2
vs. Central Oklahoma W 5-1
@Nebraska-Kearney L 5-6
Kansas Wesleyan W 15-1
Kansas Wesleyan W 9-3
Metro State W 6-5
Metro State L 2-6
NW Oklahoma State L 9-11
NW Oklahoma State W 9-4
@St. Mary of the Plains W 13-1
@St. Mary of the Plains W 11-0
Kansas Newman L 2-11
Kansas Newman L 7-10
Nebraska-Kearney W 14-12
@Baker University L 1-6
Friends University W 10-2
Friends University W 15-3
Emporia State W 21-12
Emporia State W 13-6
Sterling College W 4-2
Sterling College W 6-3
New Mexico Highlands L 7-8
Colorado Mines W 23-1
New Mexico Highlands W 14-6
Mesa State L 8-13
vs. Baker University L 7-10
vs. Kansas Newman L 1-8

1993 (34-12) Curtis Hammeke

@Metro State W 13-7
@Metro State L 5-7
@Metro State W 4-2
@Air Force Academy W 5-4
New Mexico Highlands W 13-11
New Mexico Highlands W 12-2
New Mexico Highlands W 13-5
Hastings College W 12-4
Hastings College W 12-2
vs. Buena Vista College W 4-1
vs. Minnesota-Morris W 11-0
vs. Nebraska-Omaha W 11-3
vs. Arkansas Tech W 7-1
@Pittsburg State W 9-2
@Pittsburg State W 14-7
Colorado Mines W 11-1
Colorado Mines W 13-5
Colorado Mines L 4-5
Colorado Mines W 5-3
@Kansas University L 0-4
@Kansas University L 1-13
@Metro State W 11-5
vs. Northern Colorado W 8-2
@Denver University W 8-5
vs. Mesa State W 12-2
@Colorado Mines W 7-2
vs. Mesa State L 2-9
Washburn W 13-8
Washburn W 16-14
@Mesa State L 4-16
@Mesa State L 5-7
@Mesa State L 8-13
@Mesa State L 8-9
Nebraska-Kearney W 13-10
Nebraska-Kearney W 5-2
vs. Central Oklahoma W 14-2
@Nebraska-Kearney L 10-11
@Nebraska-Kearney W 6-4
vs. Central Oklahoma W 13-0
Denver University W 7-1

Denver University W 12-9
Denver University W 2-1
Denver University W 13-4
vs. Denver University L 4-8
vs. New Mexico Highlands W 10-9
vs. Mesa State L 12-13

1994 (33-18) Curtis Hammeke

@Southern Colorado L 2-4
@Air Force Academy L 4-18
Denver University W 7-4
Central Oklahoma L 2-13
Central Oklahoma W 7-4
Denver University W 10-9
Metro State W 7-5
Nebraska-Kearney W 6-2
Morningside College W 11-6
Emporia State W 3-2
Wayne State College W 14-4
Morningside College W 4-1
Colorado Mines W 14-4
Kansas Wesleyan W 11-4
Kansas Wesleyan W 20-4
@Central Oklahoma L 7-9
@Central Oklahoma L 7-8
@College of the Southwest L 1-6
@College of the Southwest L 6-9
@Hardin Simmons W 10-3
@College of the Southwest W 9-4
@West Texas A&M W 12-1
@West Texas A&M W 13-1
vs. Minnesota St.-Mankato W 4-1
@Lubbock Christian W 6-0
@West Texas A&M W 11-10
Washburn University L 0-5
Washburn University L 1-2
Denver University W 9-1
Denver University W 4-2
Denver University W 7-1
Denver University W 4-3
@Metro State W 11-4
Colorado Mines W 7-4
Colorado Mines W 7-6
Colorado Mines W 6-3
Colorado Mines W 14-2
Southern Colorado L 2-4
Southern Colorado L 5-14
Southern Colorado L 3-5
Southern Colorado W 7-5
@Nebraska-Kearney W 4-3
@Nebraska-Kearney W 10-4
@Mesa State L 3-11
@Mesa State L 1-6
@Mesa State L 5-9
@Mesa State L 2-7
vs. Colorado Mines W 11-3
vs. Mesa State L 6-8
vs. Metro State W 10-2
vs. Colorado Mines L 6-7

1995 (34-13) Curtis Hammeke

@Regis W 12-0
@Regis W 4-3
@Northern Colorado L 8-9
@Northern Colorado W 5-4
Central Oklahoma W 6-2
Central Missouri L 8-15
Central Missouri L 3-6
Central Oklahoma W 7-2
Wayne State College W 13-4
Wayne State College W 9-7

vs. Nebraska-Omaha W 19-0
vs. Augustana (S.D.) W 11-0
vs. Morningside College L 4-9
vs. Missouri Western W 14-7
vs. Nebraska-Omaha L 10-12
@Washburn University L 2-4
@Washburn University W 11-3
New Mexico Highlands W 14-0
New Mexico Highlands W 6-0
New Mexico Highlands W 18-6
New Mexico Highlands W 12-11
@Central Oklahoma W 3-2
@Central Oklahoma L 4-5
@Denver University L 2-4
@Denver University W 12-9
@Denver University W 2-1
@Denver University W 13-8
Nebraska-Kearney L 0-2
Nebraska-Kearney W 4-0
Metro State W 12-1
Metro State W 9-5
Metro State W 6-3
Metro State W 14-6
@Colorado Mines W 27-2
@Colorado Mines L 5-6
@Colorado Mines W 8-3
@Colorado Mines W 15-4
@Southern Colorado W 4-3
@Southern Colorado W 5-3
Mesa State L 4-8
Mesa State L 4-10
Mesa State L 4-5
Mesa State W 4-3
@Nebraska-Kearney W 5-4
@Nebraska-Kearney W 11-0
Nebraska-Kearney W 20-3
Mesa State W 4-0

1996 (39-16) Curtis Hammeke

vs. Wayne State College L 1-2
@Washburn W 6-5
Northeast Missouri State W 4-1
Northeast Missouri State W 10-0
Northeast Missouri State W 9-0
@Washburn W 13-4
@Washburn L 1-2
@Central Missouri L 6-7
@Central Missouri W 11-4
@Central Missouri L 0-2
@Sterling College W 15-0
@Sterling College W 12-0
Northern Colorado W 5-3
Northern Colorado W 5-3
@Southern Colorado L 5-6
@Southern Colorado W 6-5
@Southern Colorado W 8-6
@Southern Colorado L 2-10
@Eastern New Mexico W 18-16
@Eastern New Mexico L 6-8
@Eastern New Mexico W 10-3
@Lubbock Christian L 2-3
Metro State L 3-6
Metro State L 4-7
Metro State W 10-2
Metro State W 7-2
Washburn University W 6-4
Washburn University W 22-6
@Denver University W 15-2
@Denver University W 12-2
@Denver University W 12-5
@Denver University W 10-6

TIGER BASEBALL RECORDS



SEASON-BY-SEASON RESULTS

FORT HAYS STATE UNIVERSITY

FHSUATHLETICS.COM

@Nebraska-Kearney	W 10-4
@Nebraska-Kearney	L 1-11
@Nebraska-Kearney	W 11-6
@Nebraska-Kearney	L 4-5
Colorado Mines	W 5-3
Colorado Mines	W 2-1
@Kansas Wesleyan	W 14-2
@New Mexico Highlands	W 9-0
@New Mexico Highlands	L 6-7
@New Mexico Highlands	W 11-4
@New Mexico Highlands	W 17-3
Kansas Wesleyan	W 18-6
Mesa State	W 7-2
Mesa State	L 8-9
Mesa State	W 19-2
Mesa State	W 20-11
Sterling College	W 7-0
Regis University	W 7-1
Regis University	W 9-3
Regis University	W 13-7
Regis University	W 9-7
vs. Mesa State	L 4-9
vs. Nebraska-Kearney	L 6-7
1997 (48-15) Bob Fornelli	
Bethany College	W 6-1
Washburn University	W 10-0
Washburn University	L 2-3
Kansas Wesleyan	W 9-2
@Missouri Southern	W 14-3
vs. Hillsdale College	W 5-4
vs. Hillsdale College	W 9-3
vs. Northeast Oklahoma	L 1-8
@Wichita State	L 13-17
@Kansas Wesleyan	W 13-8
@Regis University	W 14-9
@Regis University	W 14-1
@Regis University	W 8-7
@Regis University	W 6-3
@Sterling College	W 17-2
Southern Colorado	L 3-4
Southern Colorado	W 7-5
Southern Colorado	L 4-12
Southern Colorado	L 1-13
Wayne State College	W 7-1
Wayne State College	W 6-4
Wayne State College	W 10-3
@Metro State	W 5-1
@Metro State	W 4-2
@Metro State	L 7-10
@Metro State	W 9-2
Nebraska-Kearney	W 9-0
Nebraska-Kearney	W 5-3
Nebraska-Kearney	W 8-3
Nebraska-Kearney	W 17-8
Denver University	W 12-4
Denver University	W 4-2
Denver University	W 15-12
Denver University	W 19-2
@Colorado Mines	W 10-2
@Colorado Mines	L 2-13
@Colorado Mines	W 7-2
@Colorado Mines	W 10-5
@Washburn University	W 7-0
@Washburn University	W 7-5
New Mexico Highlands	W 15-6
New Mexico Highlands	W 4-1
New Mexico Highlands	W 17-7
New Mexico Highlands	W 10-0
Kansas Wesleyan	W 19-2
@Mesa State	L 6-12
@Mesa State	L 0-10

@Mesa State	L 11-12
@Mesa State	W 10-8
Sterling College	W 14-1
@Northern Colorado	W 6-2
@Northern Colorado	W 19-15
@Northern Colorado	L 11-12
@Northern Colorado	W 12-7
%vs. Southern Colorado	L 9-10
@Mesa State	W 8-5
%vs. Nebraska-Kearney	W 6-5
%vs. Southern Colorado	W 18-6
%vs. Southern Colorado	W 10-9
#vs. Mesa State	W 10-4
#@Chico State	L 11-13
#@Chico State	W 11-3
#@Chico State	L 5-11
%RMAC Tournament at Grand Junction, Colo.	
#NCAA II West Regional at Chico, Calif.	
1998 (44-14) Bob Fornelli	
@West Texas A&M	L 5-6
Bethany College	W 7-1
@Washburn University	L 2-4
@Washburn University	W 5-4
Ottawa University	W 5-0
Ottawa University	W 16-1
vs. Tarleton State	W 4-3
@Eastern New Mexico	L 7-10
vs. Metro State	W 9-4
vs. Wayland Baptist	W 5-1
@Emporia State	W 12-9
@Emporia State	L 11-13
Regis University	W 10-6
Regis University	W 12-8
Regis University	W 11-10
Regis University	W 22-4
Kansas Wesleyan	W 11-5
Kansas Wesleyan	W 12-1
@Nebraska-Kearney	W 6-0
@Nebraska-Kearney	L 2-11
@Nebraska-Kearney	W 6-4
@Nebraska-Kearney	W 5-2
@Pittsburg State	L 4-6
@Pittsburg State	L 4-7
vs. Nebraska-Omaha	W 11-1
vs. Morningside College	W 6-4
Mesa State	W 10-9
Mesa State	L 0-2
Mesa State	W 8-7
Mesa State	W 6-1
Emporia State	W 10-9
Emporia State	W 5-4
Panhandle State	W 14-0
Panhandle State	W 14-0
@New Mexico Highlands	W 11-8
@New Mexico Highlands	W 8-6
@New Mexico Highlands	W 6-4
@New Mexico Highlands	W 11-10
Metro State	W 4-2
Metro State	W 6-4
Metro State	L 0-4
Metro State	L 3-5
@Kansas State	W 10-9
@Colorado Mines	W 2-1
@Colorado Mines	W 11-3
@Colorado Mines	W 8-2
@Colorado Mines	W 6-1
Kansas Wesleyan	W 16-3

@Southern Colorado	W 10-7
@Southern Colorado	L 9-10
@Southern Colorado	W 4-3
@Southern Colorado	L 2-8
%vs. New Mexico Highlands	W 16-14
%vs. Mesa State	W 12-6
%vs. Metro State	W 7-4
#vs. Sonoma State	L 5-6
#vs. Cal State-L.A.	W 10-3
#vs. Sonoma State	L 4-5
%RMAC Tournament at Colorado Springs, Colo.	
#NCAA II West Regional at Chico, Calif.	
1999 (35-22) Bob Fornelli	
Washburn University	W 4-2
Washburn University	W 9-3
Bethany College	W 7-3
vs. Panhandle State	W 11-7
@West Texas A&M	L 5-8
@West Texas A&M	L 6-13
@West Texas A&M	L 2-7
@Emporia State	W 8-5
@Emporia State	W 18-4
Ottawa University	W 9-5
Northern Colorado	W 3-0
Pittsburg State	L 4-9
@Washburn University	W 7-4
@Washburn University	L 6-9
@Emporia State	W 12-10
@Emporia State	W 12-7
@Emporia State	W 12-7
@Kansas Wesleyan	W 11-0
@Regis University	W 2-1
@Regis University	L 8-9
@Regis University	L 2-8
@Regis University	W 12-0
Tabor College	W 19-4
Kansas Wesleyan	W 14-11
Nebraska-Kearney	W 7-2
Nebraska-Kearney	W 1-0
Nebraska-Kearney	L 1-6
Nebraska-Kearney	W 4-2
@Mesa State	L 3-6
@Mesa State	W 5-2
@Mesa State	L 4-5
@Mesa State	L 6-8
@Panhandle State	L 10-11
@Panhandle State	W 22-8
New Mexico Highlands	W 2-1
New Mexico Highlands	L 11-12
New Mexico Highlands	W 4-2
New Mexico Highlands	L 0-14
@Metro State	L 5-6
@Metro State	W 7-1
@Metro State	L 2-6
@Metro State	W 4-2
Colorado Mines	W 3-1
Colorado Mines	W 4-1
Colorado Mines	L 3-4
Colorado Mines	L 2-5
Nebraska-Kearney	W 8-7
Kansas Wesleyan	W 2-1
Southern Colorado	W 3-1
Southern Colorado	W 3-0
Southern Colorado	W 5-0
Southern Colorado	W 8-4
vs. New Mexico Highlands	W 4-3
@Mesa State	L 4-8
vs. New Mexico Highlands	W 8-3

@Mesa State	L 5-7
#vs. Mesa State	L 6-18
#vs. Sonoma State	L 3-15
%RMAC Tournament at Grand Junction, Colo.	
#NCAA II West Regional at Chico, Calif.	
2000 (54-12) Bob Fornelli	
Panhandle State	W 8-6
Panhandle State	W 23-4
Washburn University	W 13-1
Washburn University	W 3-2
vs. Lincoln University	L 2-6
@Central Missouri	L 1-7
vs. Minnesota St.-Mankato	W 5-0
vs. Lincoln University	W 3-1
Bethany College	W 10-2
Emporia State	W 9-6
Panhandle State	W 12-1
Regis University	L 5-12
Ottawa University	W 10-6
SIU-Edwardsville	W 10-7
Rockhurst	W 11-9
Rockhurst	W 13-1
Rockhurst	W 7-3
@Northern Colorado	W 7-5
@Northern Colorado	W 4-1
@Northern Colorado	W 18-10
@Southern Colorado	W 12-7
@Southern Colorado	W 7-5
@Southern Colorado	L 4-5
@Southern Colorado	W 17-7
Sterling College	W 21-12
Kansas Wesleyan	L 3-8
Regis University	W 8-2
Regis University	L 9-10
Regis University	W 6-5
Regis University	W 12-11
@New Mexico Highlands	L 1-7
@New Mexico Highlands	W 11-5
@New Mexico Highlands	W 9-1
@New Mexico Highlands	W 8-3
@Panhandle State	W 17-0
@Panhandle State	W 27-4
Mesa State	W 5-2
Mesa State	W 6-5
Mesa State	W 5-4
Mesa State	W 9-4
@Kansas Wesleyan	W 9-3
@Nebraska-Kearney	W 4-1
@Nebraska-Kearney	L 3-7
@Nebraska-Kearney	W 3-1
@Nebraska-Kearney	W 2-1
@Emporia State	W 14-4
Metro State	W 2-1
Metro State	W 7-5
Central Christian	W 12-0
Central Christian	W 27-4
@Colorado Mines	W 12-7
@Colorado Mines	W 6-5
@Colorado Mines	W 6-1
@Colorado Mines	W 8-2
%New Mexico Highlands	L 5-6
%Metro State	W 19-2
%Mesa State	L 5-11
#Grand Canyon	W 7-2
#vs. Chico State	L 3-10
#vs. Texas Wesleyan	W 8-3
#Chico State	W 11-3

TIGER BASEBALL RECORDS

SEASON-BY-SEASON RESULTS



FORT HAYS STATE UNIVERSITY

FHSUATHLETICS.COM

#Chico State W 5-2
 \$vs. Gardner Webb W 6-2
 \$vs. Slippery Rock W 8-5
 \$vs. North Florida W 13-10
 \$vs. SE Oklahoma State L 2-7
FHSU is NCAA Division II National Runner-Up

%-RMAC Tournament in Hays, Kan.
 #-NCAA II West Regional in Hays, Kan.
 \$-NCAA II World Series in Montgomery, Ala.

2001 (37-19) Bob Fornelli

@Nebraska-Kearney L 1-2
 @Panhandle State W 7-0
 vs. Nebraska-Kearney L 6-12
 @Colorado Mines W 16-4
 Nebraska-Omaha W 9-8
 @Nebraska-Omaha L 4-8
 Washburn University W 11-6
 Washburn University L 4-5
 Emporia State W 8-1
 Emporia State L 4-8
 Northern Colorado W 13-3
 Northern Colorado W 15-8
 @Washburn University W 8-7
 @Washburn University W 6-5
 @Rockhurst W 2-0
 Northwest Missouri State W 5-1
 Lewis University L 4-6
 @Missouri Southern L 7-10
 @Pittsburg State W 8-6
 @Pittsburg State L 1-2
 Kansas Wesleyan W 8-1
 Colorado Mines W 10-3
 Colorado Mines W 10-0
 Colorado Mines W 3-1
 Colorado Mines W 12-3
 Panhandle State W 14-0
 Panhandle State W 13-4
 Southern Colorado W 11-3
 Southern Colorado L 4-8
 Southern Colorado W 11-3
 Southern Colorado L 3-4
 Kansas Wesleyan W 13-2
 @Regis University W 18-3
 @Regis University W 11-6
 @Regis University W 13-3
 @Regis University W 18-4
 Bethany College W 10-6
 Nebraska-Kearney W 15-3
 Nebraska-Kearney W 7-6
 Nebraska-Kearney W 17-7
 Nebraska-Kearney W 9-7
 Central Christian W 11-0
 @Mesa State L 6-12
 @Mesa State W 9-4
 @Mesa State W 9-8
 @Mesa State L 5-15
 New Mexico Highlands L 1-5
 New Mexico Highlands W 12-2
 New Mexico Highlands L 6-9
 New Mexico Highlands W 6-1
 @Metro State W 12-6
 @Metro State L 2-3
 @Metro State L 4-5
 @Metro State L 4-6
 %vs. New Mexico Highlands L 14-15
 %vs. Mesa State L 3-9

2002 (43-16) Bob Fornelli

@Air Force Academy L 7-11
 @Panhandle State W 12-5
 @Panhandle State W 24-5
 Washburn University W 10-2
 Washburn University W 17-0
 Central Christian W 9-0
 Newnan University W 13-2
 @Wichita State L 1-10
 Emporia State W 8-4
 Emporia State W 12-6
 @Northern Colorado L 5-10
 @Northern Colorado W 13-7
 @Northern Colorado W 16-6
 @Northern Colorado W 17-13
 @Washburn University W 9-3
 @Washburn University L 1-3
 Rockhurst W 18-8
 Rockhurst W 2-1
 Rockhurst W 5-0
 Sterling College W 10-7
 @Nebraska-Kearney W 13-11
 @Nebraska-Kearney W 10-5
 @Nebraska-Kearney W 10-5
 @Nebraska-Kearney L 7-8
 Panhandle State W 9-4
 Panhandle State W 20-7
 @New Mexico Highlands L 6-16
 @New Mexico Highlands W 14-4
 @New Mexico Highlands L 15-19
 @New Mexico Highlands W 14-12
 @Kansas Wesleyan W 10-1
 Metro State W 2-0
 Metro State W 8-2
 Metro State W 10-2
 Metro State L 2-4
 @Southern Colorado L 7-9
 @Southern Colorado W 6-1
 @Southern Colorado L 8-9
 @Southern Colorado L 8-14
 Regis University W 16-4
 Regis University L 4-5
 Regis University W 14-5
 Kansas Wesleyan W 17-3
 @Emporia State W 12-4
 @Colorado Mines W 10-1
 @Colorado Mines W 10-5
 @Colorado Mines W 6-4
 @Colorado Mines W 25-5
 @Colorado Mines W 20-9
 Central Christian W 16-4
 Mesa State L 0-10
 Mesa State W 5-4
 Mesa State L 6-8
 Mesa State W 5-4
 %vs. Mesa State W 6-5
 %vs. Metro State L 5-7
 %vs. Mesa State W 15-9
 %vs. Metro State W 9-5
 %vs. Metro State L 1-13
 %-RMAC Tournament in Pueblo, Colo.

2003 (45-15) Bob Fornelli

@Panhandle State W 13-6
 @Panhandle State W 14-3
 @Panhandle State W 16-7
 Kansas Wesleyan W 27-4
 Nebraska-Kearney W 13-1
 Nebraska-Kearney W 11-10
 Rockhurst W 15-2

Rockhurst W 12-8
 Northern Colorado W 20-2
 Northern Colorado W 8-1
 Northern Colorado W 10-6
 @Washburn University W 6-5
 @Washburn University W 10-3
 @Rockhurst L 3-5
 vs. Central Oklahoma W 6-2
 vs. Central Oklahoma L 3-5
 @Rockhurst L 1-8
 @Northwest Missouri State W 16-6
 Nebraska-Kearney W 17-2
 Nebraska-Kearney W 16-5
 Nebraska-Kearney W 14-1
 Nebraska-Kearney W 6-2
 Panhandle State W 9-0
 Panhandle State W 10-0
 New Mexico Highlands L 7-9
 New Mexico Highlands W 8-6
 New Mexico Highlands W 5-4
 New Mexico Highlands W 13-5
 @Kansas Wesleyan W 23-19
 @Metro State W 13-1
 @Metro State W 13-9
 vs. Metro State W 10-7
 vs. Metro State L 3-4
 Kansas Wesleyan W 19-2
 Southern Colorado W 5-4
 Southern Colorado L 1-3
 Southern Colorado L 2-4
 Southern Colorado L 4-12
 @Colorado Mines W 14-7
 @Regis University L 7-13
 @Regis University L 5-7
 @Regis University L 0-4
 Colorado Mines W 5-4
 Colorado Mines W 7-1
 Colorado Mines W 5-2
 Colorado Mines W 17-1
 @Nebraska-Kearney W 6-1
 @Nebraska-Kearney W 15-5
 @Mesa State W 5-2
 @Mesa State L 7-8
 @Mesa State W 10-7
 @Mesa State W 7-3
 %Regis University W 7-4
 %Southern Colorado L 5-6
 %Regis University W 13-3
 %Southern Colorado W 9-4
 %Southern Colorado W 18-3
 #Western Oregon W 9-8
 #UC-Davis L 0-3
 #Sonoma State L 3-4

%-RMAC Tournament in Hays, Kan.
 #-NCAA II West Regional in Hays, Kan.

2004 (32-16) Matt Ranson

@Northern Colorado W 12-11
 @Northern Colorado L 8-9
 @Northern Colorado L 5-14
 Nebraska-Kearney W 10-0
 Nebraska-Kearney W 6-0
 Nebraska-Kearney W 10-4
 Washburn University W 13-4
 Emporia State W 5-3
 Emporia State W 7-3
 vs. North Dakota State W 9-2
 @Central Missouri L 2-13
 vs. Winona State W 3-2
 vs. New Mexico Highlands W 10-4

vs. New Mexico Highlands W 10-7
 @CSU-Pueblo L 2-22
 vs. Metro State W 6-4
 @Washburn L 3-7
 @Washburn W 19-3
 Kansas Wesleyan W 6-1
 Kansas Wesleyan W 4-2
 Central Christian W 15-3
 Nebraska-Kearney W 7-6
 Nebraska-Kearney W 9-4
 Nebraska-Kearney W 10-7
 Nebraska-Kearney W 9-3
 vs. Eastern New Mexico W 9-3
 @New Mexico Highlands L 10-15
 @New Mexico Highlands L 3-5
 @New Mexico Highlands W 10-3
 @New Mexico Highlands L 5-6
 Mesa State L 6-15
 Mesa State L 6-8
 Mesa State W 3-1
 Mesa State W 6-2
 @Kansas Wesleyan W 11-8
 @CSU-Pueblo L 0-8
 @Regis University L 7-14
 @Regis University W 6-2
 @Regis University L 5-7
 @Regis University L 3-17
 Metro State L 9-10
 Metro State W 14-10
 Metro State W 16-6
 Metro State L 4-7
 Colorado Mines W 13-8
 Colorado Mines W 11-10
 Colorado Mines W 15-12
 Colorado Mines W 16-4

2005 (30-22) Matt Ranson

Kansas Wesleyan W 13-0
 Kansas Wesleyan W 4-1
 Kansas Wesleyan W 13-9
 vs. CSU-Pueblo L 0-3
 @Metro State L 3-4
 @Regis University W 4-1
 @CSU-Pueblo W 14-6
 @Emporia State L 4-15
 @Emporia State L 8-9
 vs. North Alabama W 8-7
 vs. Sioux Falls W 17-3
 @Central Missouri L 2-7
 @Washburn University W 10-7
 @Washburn University W 11-4
 Emporia State L 1-2
 Emporia State L 1-6
 Nebraska-Kearney W 24-3
 Nebraska-Kearney W 11-8
 Newman University W 13-2
 @Nebraska-Kearney L 3-7
 @Nebraska-Kearney W 5-0
 @Nebraska-Kearney W 9-5
 @Nebraska-Kearney W 9-7
 Washburn University W 17-3
 Washburn University L 3-8
 New Mexico Highlands L 5-6
 New Mexico Highlands W 5-3
 New Mexico Highlands W 7-5
 New Mexico Highlands W 8-7
 @Mesa State L 1-16
 @Mesa State L 7-10
 @Mesa State L 5-7
 @Mesa State L 5-13
 CSU-Pueblo L 3-11

%-RMAC Tournament in Pueblo, Colo.

TIGER BASEBALL RECORDS



SEASON-BY-SEASON RESULTS

FORT HAYS STATE UNIVERSITY

FHSUATHLETICS.COM

CSU-Pueblo	L 1-4
CSU-Pueblo	L 4-6
CSU-Pueblo	L 4-5
Central Christian	W 14-6
Regis University	W 14-3
Regis University	L 0-8
Regis University	W 8-1
Regis University	W 6-1
@Metro State	W 3-2
@Metro State	L 0-7
Panhandle State	W 14-4
Panhandle State	W 5-4
@Colorado Mines	W 13-2
@Colorado Mines	W 7-2
@Colorado Mines	W 13-3
@Colorado Mines	W 14-4
%@Mesa State	L 4-15
%%vs. CSU-Pueblo	L 8-9
%-RMAC Tournament in Grand Junction, Colo.	

2006 (46-17) Matt Ranson

Kansas Wesleyan	W 9-0
Kansas Wesleyan	W 7-1
Kansas Wesleyan	W 17-1
Emporia State	L 1-3
Emporia State	L 10-14
Sterling College	W 14-4
Sterling College	W 13-3
@Panhandle State	W 7-0
@Panhandle State	W 14-4
Central Christian	W 5-1
@Colorado Christian	W 15-3
@Regis	W 9-0
@Metro State	W 4-1
vs. New Mexico Highlands	W 10-0
@Emporia State	L 4-5
@Emporia State	W 9-3
vs. Winona State	W 10-2
vs. Minnesota-Duluth	W 9-5
Metro State	L 1-3
Metro State	W 4-1
Metro State	L 3-8
Metro State	W 2-1
@Colorado Christian	W 7-0
@Colorado Christian	W 14-3
@Colorado Christian	W 10-3
@Colorado Christian	W 18-0
Colorado Mines	W 12-2
Colorado Mines	W 3-2
Colorado Mines	W 3-0
Colorado Mines	W 8-2
@Washburn University	W 10-2
@Washburn University	W 4-3
@CSU-Pueblo	L 0-1
@CSU-Pueblo	W 12-5
@CSU-Pueblo	W 15-13
@CSU-Pueblo	L 5-6
Washburn University	W 1-0
Washburn University	W 4-3
Washburn University	W 3-1
Washburn University	L 1-6
New Mexico Highlands	W 7-3
New Mexico Highlands	L 1-8
New Mexico Highlands	L 6-8
New Mexico Highlands	W 13-6
@Mesa State	W 12-4
@Mesa State	L 4-5
@Mesa State	L 4-6
@Mesa State	L 2-6

Nebraska-Kearney	W 7-3
Nebraska-Kearney	W 10-6
Nebraska-Kearney	W 10-2
Nebraska-Kearney	W 10-4
@Regis University	W 5-3
@Regis University	W 5-3
@Regis University	W 4-0
@Regis University	W 14-3
vs. Nebraska-Kearney	W 2-1
vs. CSU-Pueblo	L 7-8
vs. New Mexico Highlands	W 18-9
vs. CSU-Pueblo	L 1-14
#vs. Chico State	L 3-5
#vs. CSU-Pueblo	W 17-3
#vs. Cal State-L.A.	L 1-8
%RMAC Tournament in Grand Junction, Colo.	
#-NCAA II West Regional in Keizer, Ore.	

2007 (33-20) Rick Sabath

@Mesa State	L 1-12
@Mesa State	L 1-2
@Mesa State	L 5-8
@Mesa State	W 9-5
Nebraska-Omaha	W 5-2
Nebraska-Omaha	W 5-2
Nebraska-Kearney	W 1-0
Nebraska-Kearney	W 3-1
Rockhurst	W 6-2
Rockhurst	W 3-1
Bemidji State	W 11-2
Bemidji State	W 13-8
Bemidji State	W 5-4
vs. Nebraska-Omaha	L 3-4
vs. Nebraska-Omaha	L 2-4
Missouri Southern	L 10-12
Missouri Southern	W 12-7
Missouri Southern	W 5-2
Missouri Southern	W 17-7
@Metro State	W 17-12
@Metro State	W 8-7
@Northwest Missouri State	W 5-1
@Northwest Missouri State	L 2-4
@Northwest Missouri State	L 2-8
@Northwest Missouri State	L 4-8
Emporia State	L 4-5
Emporia State	W 7-3
Emporia State	L 4-6
Emporia State	W 6-4
@Truman State	L 1-2
@Truman State	W 6-3
@Truman State	W 7-1
@Truman State	W 11-0
Washburn University	W 10-9
Washburn University	W 15-8
Central Missouri	L 6-18
Central Missouri	L 3-5
Central Missouri	W 7-5
@Washburn University	W 9-2
@Washburn University	L 11-12
Southwest Baptist	W 9-2
Southwest Baptist	W 1-0
Southwest Baptist	W 11-1
Southwest Baptist	W 6-2
@Pittsburg State	W 1-0
@Pittsburg State	W 11-1
@Pittsburg State	L 3-12
@Pittsburg State	L 1-20
@Missouri Western	W 3-1

@Missouri Western	W 5-1
@Missouri Western	L 2-3
%%@Central Missouri	L 6-7
%vs. Northwest Missouri State	L 2-7
%MIAA Tournament in Warrensburg, Mo.	

2008 (28-30) Rick Sabath

@Angelo State	W 11-1
@Angelo State	L 1-2
@Angelo State	L 9-14
Nebraska-Kearney	L 2-9
Nebraska-Kearney	W 13-9
@Ouachita Baptist	L 1-2
@Ouachita Baptist	L 3-11
@Ouachita Baptist	L 2-4
vs. Minnesota-Duluth	L 5-6
@Emporia State	L 0-5
vs. Minnesota-Duluth	W 8-3
@Emporia State	L 8-14
Missouri Western	W 6-5
Missouri Western	L 0-5
Missouri Western	L 4-14
Missouri Western	L 6-13
Missouri Southern	L 6-15
@Missouri Southern	W 16-1
@Missouri Southern	W 24-11
@Missouri Southern	L 4-14
Northwest Missouri State	L 3-4
Northwest Missouri State	W 8-4
Northwest Missouri State	W 9-1
Northwest Missouri State	W 13-9
@Washburn	W 4-2
@Washburn	W 9-0
@Emporia State	L 8-14
@Emporia State	L 8-23
@Emporia State	L 5-15
@Emporia State	L 3-13
Washburn	W 10-7
Washburn	W 9-0
Truman State	W 32-5
Truman State	W 16-5
Truman State	W 11-7
Truman State	W 15-14
@Nebraska-Omaha	L 7-10
@Nebraska-Omaha	L 5-11
@Central Missouri	W 12-5
@Central Missouri	W 5-3
@Central Missouri	W 8-5
@Central Missouri	L 6-12
@Newman	W 12-3
Nebraska-Omaha	L 4-5
Nebraska-Omaha	L 2-3
@Southwest Baptist	W 10-3
@Southwest Baptist	L 17-18
@Southwest Baptist	W 11-1
@Southwest Baptist	W 10-2
Kansas Wesleyan	W 12-2
Kansas Wesleyan	W 14-1
Pittsburg State	L 4-5
Pittsburg State	L 7-15
Pittsburg State	L 3-4
Pittsburg State	W 17-5
%vs. Emporia State	L 5-6
%vs. Missouri Western	W 4-3
%vs. Central Missouri	L 2-4
%MIAA Tournament in Kansas City, Kan.	

2009 (30-26) Rick Sabath

@North Alabama	L 11-14
@North Alabama	L 9-10
@North Alabama	L 1-12
@Angelo State	L 0-1
@Angelo State	L 3-7
@Angelo State	L 15-19
Colorado Mines	W 4-1
Colorado Mines	W 6-5
Colorado Mines	W 3-1
Colorado Mines	W 12-0
Nebraska-Kearney	W 17-6
Nebraska-Kearney	W 15-14
Nebraska-Kearney	W 17-4
Nebraska-Kearney	W 12-4
Truman	W 10-0
Truman	W 8-6
Truman	W 4-0
Truman	W 7-3
Northwest Missouri State	L 4-5
Northwest Missouri State	L 4-6
Northwest Missouri State	W 13-9
Northwest Missouri State	L 7-15
@Emporia State	L 1-5
@Emporia State	L 0-10
@Emporia State	L 5-6
@Emporia State	L 3-11
@Missouri Southern	W 5-4
@Missouri Southern	L 3-4
@Missouri Southern	L 4-7
@Missouri Southern	L 4-6
Southwest Baptist	W 4-2
Southwest Baptist	W 13-1
Southwest Baptist	W 6-4
Southwest Baptist	W 18-8
Washburn	W 15-2
Washburn	L 9-13
Pittsburg State	W 3-0
Pittsburg State	W 9-6
Pittsburg State	W 4-2
Pittsburg State	W 3-2
@Missouri Western	L 1-3
@Missouri Western	L 1-5
@Missouri Western	L 0-7
@Missouri Western	W 5-2
@Washburn	W 4-1
@Washburn	W 12-4
@Nebraska-Omaha	W 11-4
@Nebraska-Omaha	W 10-6
@Nebraska-Omaha	L 2-6
@Nebraska-Omaha	L 6-16
Tabor College	W 18-3
Bethany College	W 18-1
Central Missouri	L 2-5
Central Missouri	L 2-12
Central Missouri	L 3-18
Central Missouri	L 4-6

2010 (31-22) Rick Sabath

Arkansas-Fort Smith	W 7-4
Arkansas-Fort Smith	W 4-3
Bethany College	W 9-6
Bethany College	W 5-3
Missouri Western	W 11-10
Missouri Western	W 12-8
Missouri Western	W 3-2
Missouri Western	W 17-0
Emporia State	L 3-10
Emporia State	W 3-0
Emporia State	L 4-16
Emporia State	L 7-13

TIGER BASEBALL RECORDS

SEASON-BY-SEASON RESULTS



FORT HAYS STATE UNIVERSITY

FHSUATHLETICS.COM

Northwest Missouri State W 4-3
 Northwest Missouri State W 13-10
 Northwest Missouri State L 3-14
 Northwest Missouri State W 9-2
 @Missouri S&T L 3-13
 @Missouri S&T W 2-1
 Metro State W 6-5
 Metro State W 20-8
 @Southwest Baptist W 9-2
 @Southwest Baptist L 8-9
 @Southwest Baptist W 9-4
 @Southwest Baptist L 6-7
 @Washburn W 3-1
 @Washburn W 3-1
 @Pittsburg State L 11-13
 @Pittsburg State W 10-9
 @Pittsburg State L 3-19
 @Pittsburg State W 18-5
 Nebraska-Omaha W 12-2
 Nebraska-Omaha L 2-9
 Nebraska-Omaha W 11-8
 Nebraska-Omaha L 5-6
 Washburn L 2-7
 Washburn L 7-9
 @Central Missouri L 2-20
 @Central Missouri L 2-7
 @Central Missouri L 5-12
 @Central Missouri W 5-2
 Sterling College W 15-2
 Tabor College L 3-13
 Missouri Southern W 10-6
 Missouri Southern L 7-12
 Missouri Southern W 10-9
 Missouri Southern L 10-14
 @Truman L 3-4
 @Truman W 12-1
 @Truman W 11-1
 @Truman W 4-0
 %vs. Nebraska-Omaha W 4-1
 %vs. Emporia State L 3-10
 %vs. Missouri Southern L 2-6

%-MIAA Tournament in
 Kansas City, Kan.

2011 (28-23) Steve Johnson

@Arkansas Tech W 8-4
 vs. Southern Indiana L 4-7
 @Arkansas Tech L 7-12
 @Arkansas-Fort Smith W 3-0
 @Arkansas-Fort Smith W 5-3
 @Arkansas-Fort Smith L 6-8
 Lincoln (Mo.) W 8-4
 Lincoln (Mo.) W 9-7
 Lincoln (Mo.) W 9-4
 Lincoln (Mo.) W 4-3
 @Central Missouri L 1-5
 @Central Missouri W 6-2
 @Central Missouri L 0-4
 @Central Missouri L 2-22
 @Northwest Missouri State L 1-3
 @Northwest Missouri State W 8-4
 @Northwest Missouri State L 1-4
 @Northwest Missouri State L 0-9
 Emporia State L 5-6
 Emporia State L 5-10
 Emporia State L 0-5
 Emporia State L 3-15
 @Pittsburg State W 4-2
 @Pittsburg State W 12-8
 @Pittsburg State W 9-4

@Pittsburg State L 11-17
 @Truman L 2-4
 @Truman W 8-2
 @Truman W 8-3
 @Truman W 5-3
 @Washburn L 0-1
 @Washburn W 5-4
 Southwest Baptist W 12-4
 Southwest Baptist W 7-1
 Southwest Baptist W 4-3
 Southwest Baptist W 13-3
 Nebraska-Omaha L 8-17
 Nebraska-Omaha L 20-26
 Nebraska-Omaha W 6-4
 Nebraska-Omaha W 17-7
 @Missouri Western W 3-2
 @Missouri Western L 3-10
 @Missouri Western W 3-2
 @Missouri Western W 4-3
 Washburn L 7-8
 Washburn W 11-7
 Missouri Southern W 16-5
 Missouri Southern L 5-13
 Missouri Southern L 4-14
 Missouri Southern W 8-1
 %vs. Missouri Western L 4-5

%-MIAA Tournament in
 Kansas City, Kan.

2012 (29-24) Steve Johnson

@West Texas A&M W 9-6
 @West Texas A&M L 8-11
 @West Texas A&M L 6-9
 Northwest Missouri State L 3-29
 Northwest Missouri State W 9-8
 Northwest Missouri State L 10-12
 Northwest Missouri State L 11-12
 Tabor College L 5-6
 @Missouri Southern L 4-5
 @Missouri Southern L 4-7
 @Missouri Southern L 4-12
 @Missouri Southern L 1-11
 @Lincoln W 4-2
 @Lincoln W 15-3
 @Lincoln W 14-1
 Bethany College W 16-5
 Central Missouri W 6-1
 Central Missouri W 8-7
 Central Missouri L 5-13
 Central Missouri W 14-6
 Washburn L 6-12
 Washburn W 9-6
 @Emporia State L 8-13
 @Emporia State L 5-17
 @Emporia State L 5-6 (10 inn.)
 @Emporia State W 5-2
 Pittsburg State W 2-1
 Pittsburg State W 11-6
 Pittsburg State W 25-5
 Pittsburg State W 5-4
 @Washburn L 2-9
 @Washburn W 5-2
 Truman L 3-4
 Truman W 11-3
 Truman W 6-2
 Truman L 4-15
 Nebraska-Kearney W 12-8
 @Southwest Baptist W 4-1
 @Southwest Baptist W 5-3
 @Southwest Baptist L 3-6

@Southwest Baptist W 11-4
 Bethany College W 17-13
 Wayne State (Neb.) W 5-3
 Wayne State (Neb.) W 7-2
 Missouri Western L 1-15
 Missouri Western L 1-5
 Missouri Western L 2-9
 Missouri Western W 12-11
 %vs. Missouri Southern W 9-6
 %vs. Central Missouri L 0-5
 %vs. Washburn W 11-7
 %vs. Missouri Western W 3-2
 %vs. Central Missouri L 1-7

%-MIAA Tournament in
 Kansas City, Kan.

2013 (23-22) Steve Johnson

@Metro State L 12-13 (10 inn.)
 @Metro State W 10-4
 @Metro State W 10-6
 Bethany College W 17-3
 Central Missouri L 4-16
 Central Missouri L 7-17
 Central Missouri L 0-10
 Washburn W 5-3
 Washburn W 14-2
 @Central Oklahoma W 7-5
 @Central Oklahoma L 5-8
 @Missouri Southern W 7-6
 @Missouri Southern L 3-14
 @Emporia State L 2-3
 @Emporia State W 5-1
 Northwest Missouri State W 3-0
 Northwest Missouri State W 11-3
 @Lindenwood W 2-0
 @Lindenwood L 4-14
 @Lindenwood L 4-20
 @Nebraska-Kearney L 5-10
 @Nebraska-Kearney L 7-8
 Pittsburg State L 2-5
 Pittsburg State W 6-2
 Pittsburg State W 14-8
 @Newman W 12-5
 @Southwest Baptist L 1-5
 @Southwest Baptist W 13-4
 Nebraska-Kearney W 5-4
 Nebraska-Kearney L 5-10
 Lincoln (Mo.) W 6-5
 Lincoln (Mo.) W 15-2
 Lincoln (Mo.) W 5-2
 @Washburn L 4-7
 @Washburn W 18-14
 @Northeastern State L 4-9
 @Northeastern State W 19-8
 @Northeastern State L 6-18
 Truman L 7-8
 Truman W 15-5
 Truman W 7-6 (10 inn.)
 @Northwest Missouri State L 1-3
 @Northwest Missouri State L 1-3 (10 inn.)
 %@Missouri Western L 1-9
 %@Missouri Western L 10-12

%-MIAA Tournament 1st Round

2014 (17-29) Steve Johnson

@Texas A&M-International L 3-4 (9 inn.)
 @Texas A&M-International L 5-6
 @Texas A&M-International W 10-8
 Pittsburg State W 6-3

Pittsburg State L 7-8
 Pittsburg State W 6-5
 Pittsburg State L 3-7
 @Missouri Southern L 0-8
 @Missouri Southern L 7-11
 @Missouri Southern L 2-7
 @Missouri Southern L 1-2
 Nebraska-Kearney L 0-18
 Nebraska-Kearney L 2-10
 Nebraska-Kearney L 4-17
 Nebraska-Kearney L 5-8
 @Washburn W 7-5
 @Washburn L 3-8
 @Washburn L 6-7 (8 inn.)
 @Washburn W 5-4
 Northwest Missouri State L 4-18
 Northwest Missouri State W 7-6
 Northwest Missouri State L 5-7
 Northwest Missouri State W 12-11
 (10 inn.)
 Emporia State L 6-8
 Emporia State L 1-4
 Emporia State W 7-6
 Emporia State W 6-3
 @Newman W 10-6
 @Central Oklahoma W 21-19
 @Central Oklahoma L 1-2
 @Central Oklahoma W 5-4
 @Central Oklahoma L 6-16
 @Drury L 11-22
 @Southwest Baptist L 3-14
 @Southwest Baptist L 6-9
 @Southwest Baptist L 15-16
 @Southwest Baptist W 12-5
 Bethany College W 14-12
 Lindenwood W 7-3
 Lindenwood W 6-1
 Lindenwood W 7-6
 Lindenwood L 0-14
 @Missouri Western L 3-12
 @Missouri Western L 1-9
 @Missouri Western L 0-1
 @Missouri Western L 4-7

2015 (19-28) Steve Johnson

Colorado Mines L 3-5
 Regis L 7-13
 Central Missouri W 9-1
 Central Missouri W 9-8
 Central Missouri L 2-5
 Central Missouri L 5-7
 @Nebraska-Kearney W 7-5
 @Nebraska-Kearney L 6-13
 @Nebraska-Kearney L 15-16
 @Nebraska-Kearney L 0-10
 Colorado Mines L 12-16
 @Newman L 0-11
 Missouri Southern L 8-14
 Missouri Southern L 7-12
 Missouri Southern L 5-23
 Missouri Southern L 5-8
 @SW Oklahoma State L 6-7
 @Northwest Missouri State L 2-4
 @Northwest Missouri State L 3-8
 @Northwest Missouri State W 10-5
 @Northwest Missouri State L 3-4
 @McPherson W 11-1
 SW Oklahoma State L 10-12
 Northeastern State W 11-10 (10 inn.)
 Northeastern State L 1-8
 Northeastern State L 1-12



SEASON-BY-SEASON RESULTS

FORT HAYS STATE UNIVERSITY

FHSUATHLETICS.COM

Northeastern State	L 1-17
McPherson	W 12-4
Missouri Western	W 10-9
Missouri Western	W 17-16
Missouri Western	W 8-7
Missouri Western	L 5-9
Bethany	W 16-6
@Pittsburg State	W 11-3
@Pittsburg State	L 6-8
@Pittsburg State	W 8-5
@Pittsburg State	W 7-2
Newman	L 9-10
Emporia State	L 2-4
Emporia State	L 11-12 (11 inn.)
Emporia State	L 5-11
Emporia State	W 12-10
@Washburn	L 0-13
@Lincoln	W 10-3
@Lincoln	W 15-5
@Lincoln	W 11-2
@Lincoln	W 9-1

2016 (23-26) Steve Johnson

@New Mexico Highlands	W 12-9 (10 inn.)
@New Mexico Highlands	W 9-7
@New Mexico Highlands	L 12-15
Regis	L 2-9
Regis	L 6-11
Regis	W 9-4
@Okla.-Panhandle State	W 10-4
@Colorado Mines	W 10-3
@Colorado Mines	W 13-8
@Colorado Mines	L 6-10
@Colorado Mines	L 1-16
Central Missouri	W 8-7 (10 inn.)
Central Missouri	L 0-14
Central Missouri	L 12-16
Central Oklahoma	W 10-9
Central Oklahoma	W 4-3 (13 inn.)
Central Oklahoma	L 4-15
Southwest Baptist	L 4-14
Southwest Baptist	L 5-13
Southwest Baptist	L 8-13
@Emporia State	L 2-6
@Emporia State	L 4-5
@Emporia State	L 4-7
@Washburn	W 8-1
@Lincoln	W 11-1
@Lincoln	W 12-5
@Lincoln	W 14-6
Washburn	L 9-12
Northeastern State	W 10-7
Northeastern State	W 11-4
Northeastern State	W 7-6
@Washburn	L 2-4
@Lindenwood	L 2-12
@Lindenwood	W 12-6
@Lindenwood	L 0-3
Nebraska-Kearney	L 3-11
Missouri Western	L 7-16
Missouri Western	L 2-13
Missouri Western	L 1-2
@Nebraska-Kearney	L 11-12
@Missouri Southern	L 2-5
@Missouri Southern	L 2-18
@Missouri Southern	W 6-5
Nebraska-Kearney	W 14-4
@Pittsburg State	L 2-3
@Pittsburg State	W 11-6
Northwest Missouri State	W 7-3
Northwest Missouri State	W 4-3
Northwest Missouri State	W 9-8

2017 (10-39) Steve Johnson

vs. Northwest Missouri State	L 2-4
@NW Oklahoma State	L 2-4
@NW Oklahoma State	L 3-13
New Mexico Highlands	W 7-3
New Mexico Highlands	W 12-10
New Mexico Highlands	W 18-8
Oklahoma-Panhandle State	W 10-1
Colorado Christian	W 7-6
Colorado Christian	W 4-3 (12 inn.)
Colorado Christian	L 7-12
@Central Missouri	L 0-10
@Central Missouri	L 2-5
@Central Missouri	L 2-10
@NW Oklahoma State	L 7-16
@Central Oklahoma	L 0-10
@Central Oklahoma	L 6-13
@Central Oklahoma	W 8-7
@Southwest Baptist	L 8-16
@Southwest Baptist	L 11-12
@Southwest Baptist	L 2-3
Newman	L 7-9
Emporia State	L 1-15
Emporia State	L 4-5
Emporia State	L 0-12
Washburn	L 8-12
NW Oklahoma State	W 5-0
@Washburn	L 5-10
@Northeastern State	L 4-5
@Northeastern State	L 4-17
@Northeastern State	L 4-14
Washburn	W 9-8
Lindenwood	L 3-4
Lindenwood	L 4-8
Lindenwood	L 6-17
@Nebraska-Kearney	L 4-6
@Missouri Western	L 5-14
@Missouri Western	L 2-12
@Missouri Western	L 1-8
Nebraska-Kearney	L 2-9
Missouri Southern	L 3-24
Missouri Southern	L 0-3
Missouri Southern	L 4-9
@Nebraska-Kearney	W 7-4
Pittsburg State	L 5-8
Pittsburg State	L 6-8
Pittsburg State	L 2-11
@Northwest Missouri State	L 7-13
@Northwest Missouri State	L 2-5
@Northwest Missouri State	L 4-5

2018 (13-37) Steve Johnson

@Texas-Permian Basin	W, 6-0
@Texas-Permian Basin	W, 6-3
@Texas-Permian Basin	W, 13-7
@NW Oklahoma State	L, 6-7 (13 inn.)
Newman	W, 13-9
@Newman	L, 3-10
Newman	W, 9-6
@New Mexico Highlands	W, 9-8 (13 inn.)
@New Mexico Highlands	L, 8-12
@New Mexico Highlands	W, 6-5
@Pittsburg State	L, 2-12
@Pittsburg State	L, 3-7
@Pittsburg State	L, 5-18
NW Oklahoma State	W, 18-16
Northwest Missouri State	L, 1-13
Northwest Missouri State	W, 4-2
Northwest Missouri State	L, 4-11
Central Missouri	L, 8-13
Central Missouri	L, 6-12

Central Missouri	L, 6-11
@Rockhurst	L, 3-17
Central Oklahoma	L, 1-6
Central Oklahoma	L, 6-17
Central Oklahoma	L, 10-17
@Washburn	L, 0-16
@William Jewell	L, 1-11
@Southwest Baptist	W, 7-5 (11 inn.)
@Southwest Baptist	L, 2-3
@Southwest Baptist	W, 8-3
Nebraska-Kearney	L, 0-7
@Emporia State	L, 5-7
@Emporia State	L, 4-12
@Emporia State	W, 7-4
Washburn	W, 8-7
William Jewell	L, 11-18
@Nebraska-Kearney	L, 17-26
Northeastern State	L, 9-13
Northeastern State	L, 7-15
Northeastern State	L, 5-16
@Washburn	L, 5-9
@Lindenwood	L, 0-9
@Lindenwood	L, 5-12
@Lindenwood	L, 5-10
Nebraska-Kearney	L, 8-11
Missouri Western	L, 1-12
Missouri Western	L, 1-7
Missouri Western	L, 5-13
@Missouri Southern	L, 4-5
@Missouri Southern	L, 5-6 (12 inn.)
@Missouri Southern	L, 2-17

2019 (3-40) Jerod Goodale

@NW Oklahoma State	L, 0-8
@New Mexico Highlands	L, 0-19
@New Mexico Highlands	L, 7-16
@New Mexico Highlands	L, 8-12
@New Mexico Highlands	L, 3-5
Wayne State	L, 4-5
Wayne State	L, 3-9
Wayne State	L, 7-13
vs. Missouri Western	L, 1-7
vs. Missouri Western	L, 1-11
vs. Missouri Western	L, 3-20
@Southwest Baptist	L, 6-7
@Southwest Baptist	L, 0-6
@Southwest Baptist	W, 10-7
@Emporia State	L, 3-9
@Emporia State	W, 10-5
@Emporia State	L, 4-12
@Missouri Southern	L, 1-7
@Missouri Southern	L, 7-13
@Missouri Southern	L, 4-7
@Northeastern State	L, 3-4
@Northeastern State	L, 3-12
@Northeastern State	L, 1-11
NW Oklahoma State	W, 8-4
Lindenwood	L, 1-13
Lindenwood	L, 3-16
Lindenwood	L, 5-11
@Northwest Missouri State	L, 2-9
@Northwest Missouri State	L, 3-4
@Northwest Missouri State	L, 1-16
Bethany	L, 6-17
Washburn	L, 6-7
Washburn	L, 8-16
Washburn	L, 2-13
@Central Oklahoma	L, 1-4
@Central Oklahoma	L, 3-7
@Central Oklahoma	L, 3-18
@Central Missouri	L, 1-8

@Central Missouri	L, 1-27
@Central Missouri	L, 3-13
Pittsburg State	L, 0-12
Pittsburg State	L, 3-12
Pittsburg State	L, 6-10

TIGER BASEBALL RECORDS