



**FIRST ROUND**  
**MAR 13, 2018**  
**STILLWATER, OK**



# 2018 NATIONAL INVITATION TOURNAMENT



All Games Eastern Times  
\*Automatic Qualifiers - Regular Season Conference Champions  
#Host Institution





# 2017-18 MEN'S BASKETBALL #DUNKCITY INFOGRAPHIC GAME NOTES

2013: SWEET 16 | 2014: NIT | 2015: CIT | 2016: NCAA | 2017: NCAA  
2013, '16, '17: ASUN TOURNAMENT CHAMPIONS | 2014, '17: ASUN REGULAR SEASON CHAMPIONS  
Contact: Jason MacBain | Email: jmacbain@fgcu.edu | Cell: 315.750.0236 | Office: 239.590.7061 | Twitter: @JaBain

## SCHEDULE / RESULTS

### NOVEMBER

11	ILLINOIS STATE	ESPN 3	W, 98-87
13	@ Siena		W, 86-53
18	@ Bowling Green		L, 83-80
NIT 21	@ Middle Tennessee		L, 85-72
24	DENVER ^	ESPN 3	W, 79-71
25	NAVY ^	ESPN 3	W, 70-54
26	ST. FRANCIS BROOKLYN ^	ESPN 3	W, 75-51
29	WEBBER INT'L ^	ESPN 3	W, 115-61

### DECEMBER

NIT 2	MIDDLE TENNESSEE	ESPN 3	L, 81-76
5	FAU	ESPN 3	L, 92-88
9	@ rv UT Arlington	ESPN 3	W, 85-78
16	ORAL ROBERTS	ESPN 3	L, 83-64
19	@ FIU		L, 91-88
NCAA 22	@ #11 Wichita State	CBS SPORTS NETWORK	L, 75-65
NCAA 27	@ rv Rhode Island	ESPN 3	L, 80-60
29	FLORIDA MEMORIAL	ESPN 3	W, 76-42
31	FLORIDA TECH	ESPN 3	W, 62-54

### JANUARY

6	STETSON *	ESPN 3	W, 90-52
11	USC UPSTATE *	ESPN 3	W, 75-58
13	NJIT *	ESPN 3	W, 68-54
NCAA 18	@ Lipscomb *	ESPN 3	W, 88-83
20	@ Kennesaw State *	ESPN 3	W, 66-49
24	@ North Florida *	ESPN 3	W, 96-87
27	JACKSONVILLE *	ESPN 3	W, 68-62
29	NORTH FLORIDA *	ESPN 3	W, 103-70

### FEBRUARY

3	@ Jacksonville *	ESPN 3	W, 80-55
8	@ NJIT *	ESPN 3	W, 75-70
10	@ USC Upstate *	ESPN 3	W, 88-71
15	KENNESAW STATE *	ESPN 3	L, 97-93
NCAA 17	LIPSCOMB *	ESPN 3	L, 90-87
22	@ Stetson *	ESPN 3	W, 76-60

26	NO. 8 USC UPSTATE \$	ESPN 3	W, 96-76
----	----------------------	--------	----------

### MARCH

1	NO. 5 NORTH FLORIDA \$	ESPN 3	W, 95-72
NCAA 4	NO. 2 LIPSCOMB \$	ESPN 3	L, 108-96
13	@ No. 2 Oklahoma State !		9 PM

^ Homewood Suites FGCU Shootout  
\* ASUN Conference Game  
\$ ASUN Tournament - On Campus, Higher Seed  
! NIT

@FGCU\_MBB (12,893 followers)

/FGCUMB (19,822 likes)

@FGCU\_MBB (6,339 followers)

/FGCUAthletics (459, 678 views)

## 2018 ASUN REGULAR SEASON CHAMPIONS



### NIT FIRST ROUND

No. 7 FGCU @ No. 2 OKLAHOMA STATE

Stillwater, OK | Gallagher-Iba Arena (13,611)

TV: ESPN2 | Chuckie Kempf | Tim Welsh

National Radio: TBA

Series History: First Meeting

HC: Joe Dooley (171-109) HC: Mike Boynton Jr. (19-14)



FGCU earned an automatic berth into the NIT with its ASUN Regular Season Championship despite losing in the ASUN Tournament Final to Lipscomb. Oklahoma State received an at-large invitation after narrowly missing out on the NCAA Tournament.

This is FGCU's second NIT appearance. In 2014, 8th-seeded FGCU traveled to top-seeded Florida State (58-53 loss; box page 5).



FGCU will be making its sixth-straight postseason appearance, and is believed to be the only school in NCAA Division-I Men's Basketball history to play in six postseason tournaments in its first seven years of eligibility. After joining the D-I ranks in 2007-08, the Eagles became eligible for the postseason in 2011-12. That year, FGCU lost in the ASUN Tournament Final despite leading Belmont at the half, and since then the Green and Blue has had an unprecedented run of success:

2013 NCAA Sweet Sixteen (Only 15 Seed Ever; ASUN Tournament Championship)

2014 NIT First Round (ASUN Regular Season Championship)

2015 CIT First Round

2016 NCAA First Round (Record-Setting 31-Point First Four Win; ASUN Tournament Championship)

2017 NCAA First Round (ASUN Regular Season And Tournament Championship)

2018 NIT (ASUN Regular Season Championship)

## PROBABLE STARTERS

**0 BRANDON GOODWIN (G)**  
R-Sr. | 6-2 | 180 | Norcross, GA  
18.6 PPG | 5.5 RPG | 4.8 APG  
ASUN Player of the Year; ASUN First Team



**5 ZACH JOHNSON (G)**  
R-Jr. | 6-2 | 195 | Miami, FL  
15.9 PPG | 3.3 RPG | 3 APG  
ASUN First Team; First Time In His Career



**11 CHRISTIAN TERRELL (G)**  
Sr. | 6-5 | 187 | Jacksonville, FL  
12.1 PPG | 5 RPG | .521 FG%  
Leads FGCU Guards In Field-Goal Percentage



**31 DINERO MERCURIUS (G)**  
R-Jr. | 6-4 | 200 | Orlando, FL  
8 PPG | 56 3PTs | .409 3PT%  
Three Or More 3-Pointers In 11 Games This Year



**32 ANTRAVIOUS SIMMONS (F)**  
R-Sr. | 6-9 | 250 | Miami, FL  
7.1 PPG | 5 RPG | .578 FG%  
Season-High 18 Points In The ASUN Quarterfinals



## TWEETABLES

### 5 THINGS TO KNOW IN 280 🗨️ OR LESS

1) **Brandon Goodwin** is one of only eight players nationally who is leading his team in points, rebounds and assists. He needs 16 points to break his own single-season program record for scoring set last year with 629.

2) FGCU has won seven-straight road games, tied for the 5th-longest current streak in the nation. Earlier this year, FGCU had the country's 2nd-longest road winning streak snapped at 10 (more info page 3).

3) **Christian Terrell** is the only player in program history with 1,300 career points, 500 career rebounds and 250 career assists.

4) FGCU is the only school in the history of the ASUN to post six-straight 20-win seasons.

5) The Eagles led the country in points in the paint per game last year with 41.3 (3rd in dunks with 159) and this season are again among the nation's leaders at 40.8.



## MATCHUP BREAKDOWN



76.4	POINTS PER GAME	81.7
73.1	POINTS ALLOWED	71.6
+1.9	REBOUND MARGIN	+5.8
14.2	ASSISTS PER GAME	15.4
13.3	TURNOVERS PER GAME	14
6.6	STEALS PER GAME	7.3

## RECORD PERFORMANCES

In FGCU's 108-96 ASUN Championship Final loss to Lipscomb last Sunday, **Zach Johnson tied the program's single-game scoring record with 37** (set the D-I program record), while **Brandon Goodwin matched what was the D-I program record coming into the game with 34 points**. The 71 combined points are the most in program history by two players.

## CLOSING IN ON SEASON BESTS

FGCU needs eight more 3-pointers to set the single-season program record (current: 244; record: 251 in 2011-12). The Eagles also need just four more assists to establish the program's D-I era single-season mark (current: 524; record: 527 in 2016-17). Additionally, FGCU is on pace to set several D-I era or all-time single-season program marks:

**Points Per Game:** 81.7 (D-I Record)

**Rebound Margin:** +5.8 (D-I Record)

**Scoring Margin:** +10.1 (Tied D-I Record)

**Free-Throw Percentage:** .742 (All-Time Record)

**Field-Goal Percentage:** .497 (.003 Shy Of All-Time Record)

2

Making the performance this year even more impressive for FGCU is that the ASUN Tournament Semifinal and Final games have been the only two contests all season where all 12 scholarship players have been healthy/eligible.

## PAINT EMPHASIS

In the first eight years of the program's D-I history (2007-15), FGCU scored 50 or more points in the paint against another D-I opponent just twice. Since the start of the 2015-16 season, the Eagles have accomplished that feat 13 times. FGCU has either tied or outscored 29 of its 34 opponents in the paint:

**Total: +407 / +12 Margin Per Game**

## RECORD-SETTING COMEBACKS

Twice this year, FGCU has overcome 18-point deficits to win (at Lipscomb: trailed 66-48; at USC Upstate: trailed 32-14). Those 18-point comebacks are the largest in program history, besting the previous mark of 17 set twice in the 2005-06 season and the 16-point D-I record last year against UT Arlington.

Against Lipscomb, FGCU posted an incredible 33-4 run to overcome the deficit, and versus USC Upstate the Eagles shot a torrid 72.7 percent in the 2nd half, scoring 56 of their 59 points in the paint or at the free-throw line to outscore the Spartans, 59-27.

## ASUN STANDINGS

\* By Tournament Seed \*

Team	ASUN			OVERALL			STREAK
	W	L	W%	W	L	W%	
1) FGCU (NIT)	12	2	.857	23	11	.676	L3
2) Lipscomb (NCAA)	10	4	.714	23	9	.719	W8
3) Jacksonville	8	6	.571	15	18	.455	L1
4) NJIT	7	7	.500	14	16	.467	L1
5) North Florida	7	7	.500	14	19	.424	L1
6) Kennesaw State	6	8	.429	10	20	.333	L3
7) Stetson	4	10	.286	12	20	.375	L2
8) USC Upstate	2	12	.143	7	25	.219	L5

## FGCU NATIONAL RANKS

33 STLS  
24813 FG%  
.49720 RBS  
1300

16th - Zach Johnson, Total Steals (68)

In its 11 losses, FGCU is averaging 33.3 rebounds per game, has a -3.8 rebounding margin and is -20 in second-chance points. In its 23 wins, FGCU is averaging 40.6 rebounds per game, has a +10.4 rebounding margin and is +46 in second-chance points.

## STARTING 5 SHUFFLE

Through 34 games this year, FGCU has used 17 different starting lineups - tied for the 3rd-most in the nation:

1) Siena: 19 In 32 Games

2) UT Martin: 18 In 31 Games

**T-3) FGCU: 17 In 34 Games**

UTEP: 17 In 30 Games

Bryant: 17 In 29 Games

## A STATISTICAL ANOMALY

In the 108-96 regulation loss to Lipscomb in the ASUN Championship Final last Sunday, several program records - both good and bad - were equaled or surpassed in the crazy contest:

## THE GOOD &amp; BAD

**32: FGCU trailed by 32 points with 16:20 remaining** - however, the Eagles incredibly cut the deficit to just five with 7:45 left, but couldn't get any closer.

**40: 3-Pointers Attempted** - tied for the most in program history.

## THE BAD

**60: First-Half Points Allowed** - the most in any half surrendered.

**65.3: Field-Goal Percentage Allowed** - the highest ever allowed.

**96: Points Scored** - the most in a losing effort all-time.

**108: Points Allowed** - the most allowed ever.

## THE GOOD

**9: Zach Johnson 3-Pointers Made** - the most ever against a D-I opponent.

**16: Team 3-Pointers Made** - tied for the most all-time, and the most ever versus a D-I opponent.

**65: 2nd-Half Points Scored** - the most in any half against a D-I opponent.

## #WEAREFGCU

When referring to the University, please be aware of the following policy regarding usage. First references to the intercollegiate athletic programs should be only **FGCU** (preferred) or **Florida Gulf Coast University**. The only secondary references used should be **Florida Gulf Coast** or **Eagles**. Please refrain from using Fla. Gulf Coast, FG Coast, Gulf Coast or any other similar combination.



## #DEPTHCITY

FGCU has had 11 different players reach double-figure points in a game - **tied for the 5th-most in the nation.** Every FGCU player also has a positive plus/minus ratio, and 10 players average double-figure minutes. Below is a list of players who have scored 10 or more points in a game this season, how many times they have led (or tied) the team in scoring and their season high.

<b>Zach Johnson (11)</b>	<b>37</b>
<b>Brandon Goodwin (16 - 1 tie)</b>	<b>34</b>
<b>Christian Terrell (5 - 1 tie)</b>	<b>23</b>
<b>RaySean Scott Jr. (1)</b>	<b>21</b>
<b>Christian Carlyle</b>	<b>18</b>
<b>Dinero Mercurius (1)</b>	<b>16</b>
<b>Michael Gilmore</b>	<b>16</b>
<b>Antravious Simmons (1)</b>	<b>15</b>
<b>Ricky Doyle</b>	<b>11</b>
<b>Darnell Rogers</b>	<b>11</b>
<b>Brady Ernst</b>	<b>10</b>

## RECORD ROAD WINNING STREAKS --- SNAPPED EARLIER THIS YEAR ---

FGCU had won a program-best 10-straight road games dating back to last year - the 2nd-longest road winning streak in the country - before a last-second loss at Bowling Green on Nov. 18. FGCU now carries a seven-game road winning streak, which is tied for the 5th-longest current run in the nation (Vermont: 10, Gonzaga: 9, Virginia: 9, Grambling: 8).

The Eagles have won a program-record 14-straight ASUN road games thanks to consecutive 7-0 league marks away from home (first ASUN team ever). Prior to this current stretch, FGCU's longest road conference winning streak in program history was just five in 2014-15. FGCU now has two of the ASUN's six all-time perfect road league seasons: Northeastern Louisiana (3-0 in 1979-80), College of Charleston (8-0 in 1994-95 & 1996-97) and Samford (8-0 in 1998-99).

## FGCU GROWTH

FGCU moved to the Division-I ranks in 2007-08, becoming post-season eligible for the 2011-12 season. After starting their D-I transition with five-straight losing seasons, the Eagles have now posted six-consecutive 20-win seasons. After not finishing higher than 6th place in the ASUN the first five years, FGCU has finished no worse than a tie for 2nd each of the past six seasons.

YEAR	OVERALL	ASUN	ASUN FINISH
2007-08	10-21	6-10	T-8
2008-09	11-20	7-13	9
2009-10	8-21	5-15	T-10
2010-11	10-20	7-13	7
2011-12	15-17	8-10	T-6
2012-13	26-11	13-5	2
2013-14	22-13	14-4	T-1
2014-15	22-11	11-3	2
2015-16	21-14	8-6	T-2
2016-17	26-8	12-2	1
2017-18	23-11	12-2	1
<b>1D-I Total</b>	<b>194-167</b>	<b>103-83</b>	
<b>Since '12-13</b>	<b>140-68</b>	<b>70-22</b>	

#DunkCity

## RECORD SEASON

Program Single Season

	POINTS
<b>Brandon Goodwin (2016-17)</b>	<b>629</b>
<b>Brandon Goodwin (2017-18)</b>	<b>614</b>
<b>Marc-Eddy Norelia (2015-16)</b>	<b>597</b>



GOODWIN

Brandon Goodwin was the unanimous 2017 ASUN Newcomer of the Year, in addition to being named ASUN First Team, ASUN Tournament MVP and setting a league record by securing six ASUN Newcomer of the Week honors. He was also named to the NABC All-District First Team after setting a program record by scoring 629 points. He hit three game-winning shots and led FGCU in scoring (18.5) and assists (4.1). More info on his bio page.

## SCHEDULE RUNDOWN

FGCU played six non-conference games against teams that finished in the top 40 of the RPI last year. Each of those teams won at least 25 games and played in the postseason. The Eagles went 2-4 against the group:

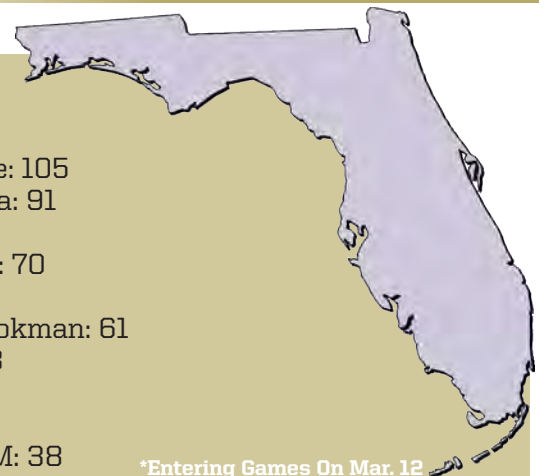
Nov. 11: vs. 39 Illinois State (28-7, NIT) | **W, 98-87**  
 Nov. 21: @ 34 Middle Tennessee (31-5, NCAA) | **L, 85-72**  
 Dec. 2: vs. 34 Middle Tennessee | **L, 81-76**  
 Dec. 9: @ 40 UT Arlington (27-9, NIT) | **W, 85-78**  
 Dec. 22: @ 29 Wichita State (31-5, NCAA) | **L, 75-65**  
 Dec. 27: @ 31 Rhode Island (25-10, NCAA) | **L, 80-60**

Each of those NCAA Tournament opponents won a March Madness game last year, and the other two claimed three total victories in the NIT. Those opponents went a combined 142-36 (.798 winning percentage) last season and posted an average RPI of 34.

## MOST WINS IN FLORIDA

Since 2013-14 Season

- 1) Florida: 119
- 2) FGCU: 114
- 3) Miami: 112
- 4) Florida State: 105
- 5) North Florida: 91
- 6) UCF: 80
- 7) Jacksonville: 70
- 8) FIU: 65
- 9) Bethune-Cookman: 61
- 10) Stetson: 53
- 11) FAU: 49
- 12) USF: 47
- 13) Florida A&M: 38



\*Entering Games On Mar. 12


FGCU is the only D-I team in the state of Florida which has posted five-straight 20-win seasons (six-consecutive for the Eagles). As FGCU has moved among some of the preeminent teams in the state, it has done so with Florida talent. Last year, Florida natives were responsible for 80 percent of FGCU's points and 75 percent of the Green and Blue's rebounds and assists.

This season, eight of FGCU's 13 scholarship players hail from the Sunshine State, and including walk-ons there are 11 total players from Florida on the 2017-18 roster.





# W-L AVERAGES



## RECORDS UNDER DOOLEY

FGCU has the following records under the direction of Joe Dooley, who is in his 5th year with the Eagles in 2017-18:

**Leading At The Half:** 89-7 (.927) - 3 Losses This Year

**Holding Opponent Below 40% FG:** 63-6 (.913)

**Grabbing More Rebounds:** 90-17 (.841)

**Scoring Between 70-79 Points:** 61-13 (.824)

**Scoring 80+ Points:** 51-11 (.823) - 6 Losses This Year

## 2017-18 DUNK COUNTER

vs. Illinois State: 2 (Goodwin, Johnson)  
 @ Siena: 4 (Goodwin (2), Johnson, Doyle)  
 @ Bowling Green: 2 (Ernst, Doyle)  
 @ Middle Tennessee: 1 (Doyle)  
 vs. Denver: 1 (Scott Jr.)  
 vs. Navy: 1 (Carlyle)  
 vs. St. Francis Brooklyn: 1 (Doyle)  
 vs. Webber International: 13 (Johnson (3), Scott Jr. (3), Ernst (2), Doyle (2), Carlyle (2), Simmons)  
 vs. Middle Tennessee: 2 (Johnson, Simmons)  
 vs. FAU: 1 (Scott Jr.)  
 @ rv UT Arlington: 1 (Johnson)  
 vs. Oral Roberts: 3 (Gilmore)  
 @ FIU: 2 (Ernst, Scott Jr.)  
 @ #11 Wichita State: 0  
 @ rv Rhode Island: 0  
 vs. Florida Memorial: 6 (Gilmore (3), Terrell (2), Ernst)  
 vs. Florida Tech: 7 (Gilmore (2), Doyle (2), Carlyle, Terrell, Ernst)  
 vs. Stetson: 1 (Scott Jr.)  
 vs. USC Upstate: 6 (Johnson (2), Gilmore (2), Doyle, Scott Jr.)  
 vs. NJIT: 3 (Johnson, Gilmore, Doyle)  
 @ Lipscomb: 0  
 @ Kennesaw State: 1 (Thomas)  
 @ North Florida: 9 (Johnson (3), Ernst (3), Gilmore (2), Thomas)  
 vs. Jacksonville: 2 (Johnson, Gilmore)  
 vs. North Florida: 5 (Johnson (3), Thomas, Gilmore)  
 @ Jacksonville: 2 (Johnson)  
 @ NJIT: 4 (Goodwin (3), Gilmore)  
 @ USC Upstate: 3 (Scott Jr. (2), Johnson)  
 vs. Kennesaw State: 3 (Goodwin (2), Gilmore)  
 vs. Lipscomb: 3 (Gilmore, Ernst, Johnson)  
 @ Stetson: 1 (Johnson)  
 vs. USC Upstate: 2 (Scott Jr., Thomas)  
 vs. North Florida: 4 (Gilmore (2), Johnson, Scott Jr.)  
 vs. Lipscomb: 0

# 96

2016-17 TOTAL: 159  
 2015-16 TOTAL: 78  
 2014-15 TOTAL: 93  
 2013-14 TOTAL: 98  
 2012-13 TOTAL: 148

2017-18 LEADERS:  
 Johnson: 23  
 Gilmore: 20  
 Scott Jr.: 12  
 Doyle: 10  
 Ernst: 10  
 Goodwin: 8  
 Carlyle: 4  
 Thomas: 4  
 Terrell: 3  
 Simmons: 2

## RETWEETS

1) FGCU secured its 100th all-time ASUN win (now 103-83) on Feb. 3 at Jacksonville, 80-55. After going just 33-61 in ASUN play from 2008-12, the Eagles are 70-22 since 2013.

2) FGCU's two largest margin of victories in program history in ASUN play have both occurred this year (more info: page 37).

3) FGCU has allowed five opponents to score 90+ in regulation this year. In the previous four years combined, that had only occurred two times.

4) FGCU held Kennesaw State to just 49 points on Jan. 20 - its fewest allowed to a D-I opponent this year. The Eagles' 66 points against the Owls were their fewest in a win over a D-I opponent this season.

5) The Eagles made a season-low one 3-pointer in the victory over Jacksonville on Jan. 27. Each of the last three times FGCU has made one 3-pointer in a contest, the Eagles have won the game.

## BY THE NUMBERS

5 Three times entering this year (all in 2002-03) that FGCU had lost when scoring 85+ in a game - something that has happened five times this season.

4 FGCU hit four game-winning shots/free throws last year in the final 35 seconds: Terrell (1) and Goodwin (3).

4 FGCU has blown four double-figure leads this year. Entering this season - in four years under Dooley - FGCU had surrendered a double-figure lead and lost a game four combined.

70 Since the start of the 2012-13 season, FGCU boasts a 70-22 (.761) record in ASUN regular-season games - 15 more wins than any other team in the league (North Florida, 55).

283 FGCU has made at least one 3-pointer in 283 straight games (Jan. 8, 2010).

98 The 98 points against Illinois State this year were the most in a season opener in program history. The previous high was 90 in the program's first-ever game in 2002-03 versus Puerto Rico-Bayamon.



# LAST TIME IN THE NIT

## March 18, 2014

FGCU 53 • 22-13, 14-4 ASUN

#	Player	Total		3-Ptr		Rebounds			PF	TP	A	TO	Blk	Stl	Min
		FG	FGA	FG	FGA	Off	Def	Tot							
12	McKNIGHT, Eric	f	1-1	0-0	0-2	1	5	6	5	2	0	3	1	1	19
20	FIELER, Chase	f	3-8	2-5	0-0	1	1	2	4	8	0	2	0	1	18
00	COMER, Brett	g	2-9	0-2	2-2	0	2	2	4	6	3	5	0	2	36
02	THOMPSON, Bernard	g	7-13	2-4	0-0	0	2	2	3	16	2	3	0	1	31
05	JONES, Jamail	g	5-11	0-3	1-1	0	6	6	4	11	1	1	0	0	37
01	HICKS, Nate		1-2	0-0	0-0	1	3	4	3	2	1	0	0	0	9
15	CVJETICANIN, Filip		2-6	2-5	2-2	1	2	3	1	8	0	3	0	0	27
22	BOYLE, Kevin		0-0	0-0	0-0	0	0	0	0	0	0	0	0	0	1
24	BLAKE, Marcus		0-1	0-0	0-0	1	1	2	0	0	1	0	0	0	9
35	GRAF, Dajuan		0-2	0-0	0-0	1	0	1	2	0	1	2	0	0	13
Team						3	1	4							
Totals			21-53	6-19	5-7	9	23	32	26	53	9	19	1	5	200
FG % 1st Half: 7-22		31.8%	2nd half: 14-31	45.2%	Game: 21-53		39.6%	Deadball Rebounds 1, 1							
3FG % 1st Half: 3-10		30.0%	2nd half: 3-9	33.3%	Game: 6-19		31.6%								
FT % 1st Half: 2-4		50.0%	2nd half: 3-3	100.0	Game: 5-7		71.4%								

Florida State 58 • 20-13, 9-9 ACC

#	Player	Total		3-Ptr		Rebounds			PF	TP	A	TO	Blk	Stl	Min
		FG	FGA	FG	FGA	Off	Def	Tot							
10	White, Okaro	f	6-12	2-2	3-4	3	4	7	1	17	1	2	1	4	37
50	Ojo, Michael	c	0-3	0-0	0-0	0	0	0	0	0	0	1	0	1	5
01	Bookert, Devon	f	1-4	0-1	1-2	0	8	8	1	3	2	1	0	1	36
25	Thomas, Aaron	g	7-15	2-5	6-11	1	3	4	2	22	1	3	0	1	40
32	Brandon, Montay	g	3-6	0-1	2-3	2	4	6	1	8	0	1	0	2	36
02	White, Marquez	g	0-0	0-0	0-0	0	0	0	0	0	0	0	0	0	5
05	Smith, Jarquez	g	0-0	0-0	0-1	1	0	1	1	0	0	2	1	1	7
14	Gilchrist, Robert	g	0-0	0-0	0-0	0	0	0	2	0	0	1	0	0	2
15	Bojanovsky, Boris	g	2-5	0-0	4-5	2	3	5	2	8	1	5	1	0	27
35	Hopkins, Joell	g	0-0	0-0	0-2	0	0	0	1	0	0	0	0	0	4
40	Allen, Brandon	g	0-0	0-0	0-0	0	0	0	2	0	0	0	0	0	1
Team						0	2	2							
Totals			19-45	4-9	16-28	9	24	33	13	58	5	16	3	10	200
FG % 1st Half:		8-18	44.4%	2nd half:	11-27	40.7%	Game:		19-45	42.2%	Deadball				
3FG % 1st Half:		3-10	30.0%	2nd half:	2-5	40.0%	Game:		4-9	44.4%	Rebounds				
FT % 1st Half:		6-12	50.0%	2nd half:	10-16	62.5%	Game:		16-28	57.1%	5				

Officials: Ron Groover, Anthony Jordan, Chuck Jones

Technical fouls: FGCU-None, Florida State-None.

Attendance: 2734

NIT Opening Round

Score by periods	1st	2nd	Total
FGCU	19	34	53
Florida State	24	34	58

Last FG - FGCU 2nd-01:07, FS 2nd-01:55.  
 Largest lead - FGCU by 6 2nd-14:13, FS by 7 1st-01:09.  
 FGCU led for 11:05, FS led for 24:20. Game was tied for 04:35.

Points	In	Off	2nd	Fast
FGCU	20	6	10	4
FS	20	17	8	0

Score tied - 6 times.  
 Lead changed - 10 times.

## BUILDING A TRADITION

Entering this season, the Eagles were also one of just 23 teams in the nation to have won at least 20 games and made postseason appearances in each of the past five seasons (now six). Of those 23 teams, only six are mid-major schools, as FGCU joins Vermont, Belmont, New Mexico State, Iona and UC Irvine to hold that distinction.

## NATION'S ELITE

Entering postseason play, FGCU is one of only four schools in the country which has had its men's and women's teams win at least 20 games in six-straight seasons, joining the below schools. The records (men above logo; women below) are 2017-18 marks (thru Mar. 11):

26-7  
  
 22-8

20-13  
  
 30-2

24-10  
  
 15-17

23-11  
  
 30-4

18-14  
  
 31-1

28-5  
  
 20-10

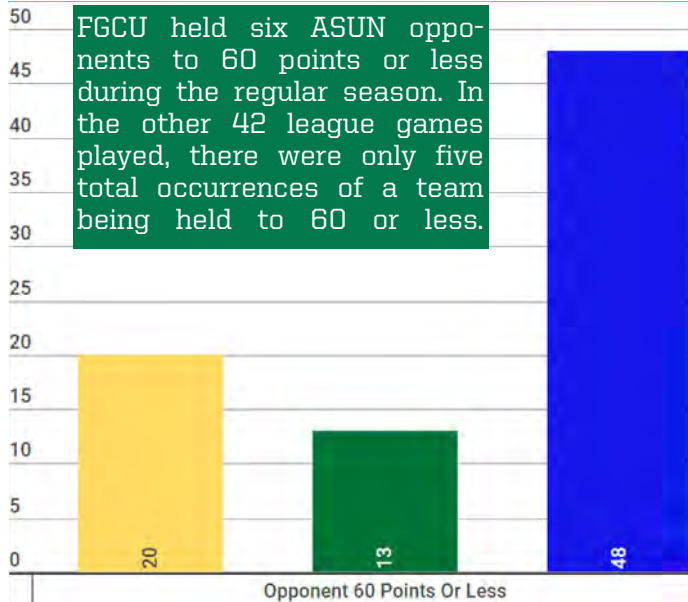
24-10  
  
 16-14

Additionally, with both the men's and women's teams winning at least 26 games last season, FGCU is one of only three non-Power 5 schools in the nation to boast that claim along with Gonzaga and Bucknell. In total, only nine schools had both its men's and women's basketball teams record at least 26 victories a year ago:





## LOCKING IN ON D



Since Dooley took over FGCU in 2013-14, FGCU has held 48 teams to 60 points or fewer. The Sweet Sixteen team in 2012-13 held 13 opponents to 60 points or fewer, but prior to that - in five seasons of D-I history - FGCU teams had only held opponents to 60 points or fewer 20 times.

The Eagles have led the ASUN in scoring defense in three of Dooley's four years with FGCU - and are leading again this year at 71.6 - and finished 2nd in the other season. Last year, the Eagles paced the conference by holding opponents to just 69.3 points per game - exactly six points better than any other team.

FGCU has a pair of players related to Naismith Basketball Hall of Famers in Michael Gilmore and walk-on Ryan McAdoo. Gilmore is the nephew of Artis Gilmore, a six-time NBA All-Star, while McAdoo is the son of Bob McAdoo, a five-time NBA All-Star and NBA MVP in 1975.

## LEADING THE ASUN PACK ODDS & ENDS

In ASUN play, FGCU led the league in almost every key category - and did so by a wide margin in many cases:

### Points Per Game Allowed

- 1) FGCU: 68.4
- 2) Jacksonville: 73.6

### Scoring Margin

- 1) FGCU: +13.9
- 2) Lipscomb: +4.4

### Field Goal %

- 1) FGCU: .515
- 2) North Florida: .480

### Rebound Margin

- 1) FGCU: +9.1
- 2) Lipscomb: +6.4

### Field Goal % Defense

- 1) FGCU: .409
- 2) Jacksonville: .435

### Assists Per Game

- 1) FGCU: 15.5
- 2) Lipscomb: 15.4

At just 5-foot-2-inches, freshman **Darnell Rogers** is by far the smallest D-I player in the nation. The next smallest player is Mount St. Mary's Junior Robinson at 5-5.

Rogers is believed to be the smallest scholarship D-I men's basketball player in history. While not confirmed due to many teams not being able to verify early-year rosters, only one player has been confirmed as smaller than 5-2, and that was Dayton's Keith Braswell at exactly 5 foot. However, Braswell was a walk-on during his one season with the Flyers in 1994-95.

More recently, Malcolm Reid - a 5-2 walk-on at Southeastern Louisiana in 2015-16 - matched Rogers' height, but he once again was also a walk-on. Darnell's father, Shawnta, stood at 5-4 and put together a heralded career at George Washington, ultimately culminating in him winning Atlantic 10 Conference Player of the Year in 1999.



## MILESTONE TRACKER

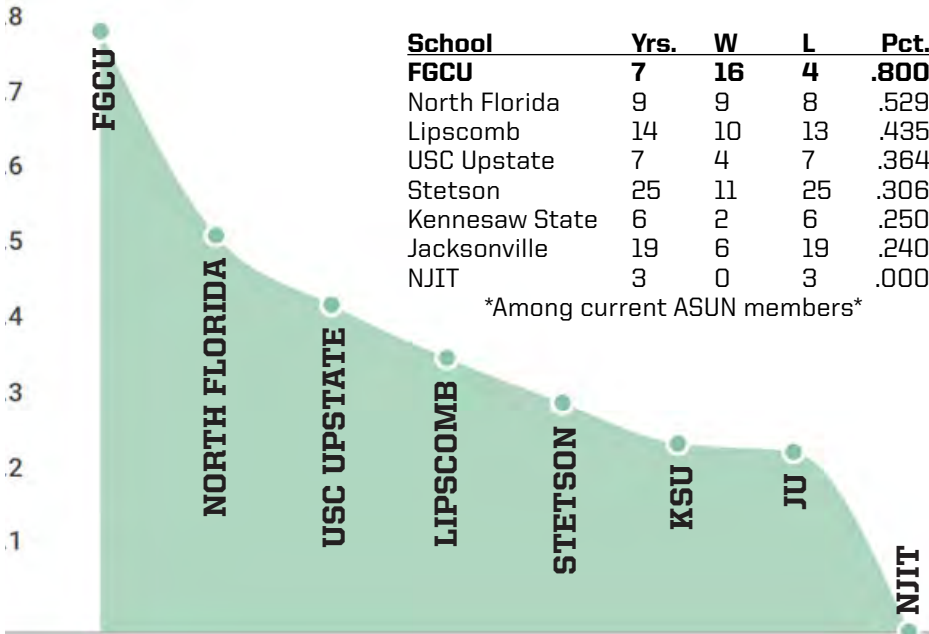
FGCU has eclipsed several milestone victory marks this season:

- All-Time Record: 308-206 (Win 300 On Jan. 24)
- All-Time Record In D-I Era: 194-167 (6 More Wins For 200)
- All-Time Record At Home: 206-66 (Win 200 On Jan. 11)
- All-Time Record vs. ASUN: 103-83 (Win 100 On Feb. 3)






## ALL-TIME ASUN TOURNAMENT WIN%



### FGCU YEAR-BY-YEAR

2012: Lost to Belmont in the Final  
 2013: Defeated Mercer to win the ASUN Championship  
 2014: Lost to Mercer in the Final  
 2015: Lost to USC Upstate in the Semifinals  
 2016: Defeated Stetson to win the ASUN Championship  
 2017: Defeated North Florida to win the ASUN Championship  
 2018: Lost to Lipscomb in the Final

FGCU is one of only three active ASUN members (North Florida, 2015; Lipscomb 2018) to have won an ASUN Tournament Championship. FGCU won its third title in six years last season, with the three championships being tied already for the 3rd-most in ASUN history (since 1979). Only Belmont (five titles from 2006-12) and UCF (four titles from 1994-05) have more.



After becoming the first of FGCU's three head coaches in the program's D-I era to be named ASUN Coach of the Year last season, Dooley followed it up again in 2018. FGCU's 81.7 points per game average would set a D-I single-season program record, while the Green and Blue's .497 field-goal percentage is just behind last year's all-time record of .499. Since Dooley took over the program in 2013-14, the top 4 single-season records for field-goal percentage have come under his guidance.

FGCU's +10.1 scoring margin is tied with last year as the best in D-I program history, and the Eagles are once again led the ASUN in points allowed under Dooley at 71.6 per game. It marks the fourth time in the last five seasons that FGCU has paced the league in that category (2nd in the other year).

FGCU has become the first team in the history of the ASUN (since 1978-79) to record six-straight 20-wins seasons as Dooley has steered the Eagles to a 23-11 mark, and tied the single-season program record for ASUN winning percentage at .857 (12-2). FGCU put together a 13-game winning streak earlier this year - the longest in D-I program history - and has not lost an ASUN road game in two years.



Goodwin is the second FGCU product to be named Player of the Year, joining Sherwood Brown in 2013.

After being named the unanimous ASUN Newcomer of the Year last season, Goodwin leads FGCU in points (18.6), rebounds (5.5) and assists (4.8). The 6-2 guard ranks 2nd in the ASUN in scoring, 3rd in assists, 9th in steals (1.4) and 12th in rebounding - the only player in the league to rank in the top 12 in all four categories.

In league games, the two-time ASUN Player of the Week this year ranked 4th in scoring (19.6), 4th in steals (1.7), 5th in assists (4.6) and 8th in rebounding (6.1) - once again the only player to rank in the top 10 in all four categories. Goodwin, who has four double-doubles on the year, also ranked 8th in ASUN games in field-goal percentage (.538), and finished the regular season by posting scoring performances of 28, 28 and 27 points.

With 614 points in 33 games, Goodwin is on pace to surpass his own single-season program record of 629 points established last year in 34 games.



Johnson garnered his second postseason ASUN accolade after being chosen to the All-Freshman Team in 2016 - the same year he was also named to the All-Tournament Team. For the entire year, Johnson ranks 11th in the ASUN in scoring (15.9), 11th in assists (3.3) and 1st in steals (2), ranking 2nd on the Eagles in points and assists.

In ASUN contests, the redshirt junior ranked 1st in steals (2.1), 8th in scoring (16.9), 9th in field-goal percentage (.522) and 10th in assists (3.1) - one of only two players (Goodwin) to rank in the top 10 in all four categories. Johnson led FGCU in scoring nine times during the regular season, and had at least 14 points in every conference game except the finale (nine).

Johnson and Goodwin become just the second pair of FGCU teammates to be named to the ASUN First Team in the same year, joining Brett Comer and Bernard Thompson in 2014. It also continues a stretch of FGCU having at least one representative on the First Team for six-straight years - by far the longest current streak of any ASUN member (Lipscomb, two-straight years).



# PROTECTING THE ROCK



FGCU set the single-season program record with nine games of single-digit turnovers in 2015-16, surpassing the previous record of eight from 2014-15. Eight single-digit turnover games is exactly how many the Eagles had in their entire pre-D-I history. In 2013-14, FGCU had six single-digit turnover games. **Under Dooley, the Eagles have posted 37 of the program's 43 single-digit turnover games in the D-I era.**

## D-I IMPROVEMENT

Coinciding with taking care of the ball better, FGCU has steadily improved its D-I record nearly every season, and has increased its winning percentage under each of its now three D-I era coaches.

2007-08	10-21
2008-09	11-20
2009-10	8-21
2010-11	10-20
<b>Dave Balza: 39-82 (.322)</b>	

2011-12	15-17
2012-13	26-11
<b>Andy Enfield: 41-28 (.594)</b>	
2013-14	22-13
2014-15	22-11
2015-16	21-14
2016-17	26-8
2017-18	23-11
<b>Joe Dooley: 114-57 (.667)</b>	

## HOME SUCCESS



FGCU is 89-20 at Alico Arena since 2012-13. The Eagles are 14-6 this year, went 16-3 last season, 16-4 in 2015-16, 13-4 in 2014-15, 15-2 in 2013-14 and 15-1 in 2012-13.



Home regular season vs. ASUN teams since 2012-13.

## LOOKING AHEAD & BACK

**2017-18 marked the fourth time in the last five years that FGCU has been installed as the preseason ASUN favorite. After Mercer (2014) and North Florida (2015) won the tournament title each of the first two years the Eagles were picked, they lived up to that selection each of the past two years, and in 2016 when UNF was picked 1st.**

Last season, FGCU claimed its first outright ASUN regular-season title (12-2) and second overall. **The Eagles set a program D-I regular-season record with 23 wins and tied the all-time victory mark of 26**, finishing one triumph shy of matching the program's all-time mark. FGCU set D-I program single-season records in points per game (79.4), rebound margin (+5.4) and field goal percentage (.499) - 5th-best in the nation.

**The Eagles made their third NCAA Tournament appearance in five years (six seasons of eligibility) and earned a program-best No. 14 seed.** Despite losing its leading rebounder and shot blocker in Demetris Morant early in the 2nd half with an ankle injury, FGCU went on to fall to 3rd-seeded Florida State - the second-tallest team in the nation - by just six points, 86-80.



Despite only becoming Division-I postseason eligible for the 2011-12 season, FGCU has already claimed an impressive 19 wins in the postseason.

## ASUN 16-4 NCAA 3-3 NIT 0-1

FGCU is the only FGCU reached the Sweet Sixteen as a No. 15 seed in 2013 when the Eagles defeated No. 2 Georgetown and No. 7 San Diego State en route to capturing the nation and earning the #DunkCity moniker. The Green and Blue lost to No. 3 Florida in the next round before going 1-1 in 2015-16 and 0-1 last year.

The Eagles received a No. 8 seed in the NIT in 2014 and traveled to No. 1 Florida State, falling just short (58-53) to the eventual NIT semifinalists.

## CIT 0-1

FGCU made its first appearance in the CIT in 2015, falling at home to Texas A&M-Corpus Christi, 75-69.





# FGCU TRADITION

Including 2018, FGCU has made six postseason appearances in only seven years of D-I eligibility: 2013 NCAA, 2014 NIT, 2015 CIT, 2016 NCAA, 2017 NCAA. FGCU is believed to be the only D-I program in NCAA history to make five postseason appearances in its first six years of eligibility.

## 2007-08

FGCU's first D-I season and first year as a member of the ASUN. The Eagles defeat North Florida, 70-67, in their first-ever league game and finish the year 6-10 in the ASUN (T-8th of 12 teams).

## 2008-09

The Eagles don't win a road game all season (0-14) and finish 7-13 in the ASUN (9th of 11 teams).

## 2009-10

The team wins its fewest ASUN games in single-season program history with just five en route to a 5-15 record (T-10th of 11 teams).

## 2010-11

FGCU starts 0-7 in league play, but begins to set the tone for a drastic shift in program history by finishing 7-6 on its way to a 7-13 ASUN record (7th of 11 teams).

## 2011-12

FGCU's first season of D-I postseason eligibility. The Eagles go 8-10 in the ASUN (T-6th of 11 teams) and earn the No. 6 seed in the conference tournament. FGCU defeats No. 3 USC Upstate, 71-61, upsets host and No. 2 Mercer in the semifinals, 62-58, before falling short in the title game to top-seeded Belmont, 83-69, after holding a 42-39 halftime lead.

## 2014-15

FGCU goes 11-3 in the ASUN (2nd of 8 teams) and receives the No. 2 seed, but falls at home in the ASUN semifinals to No. 3 USC Upstate, 63-62.

By reaching the ASUN Championship Final Game in each of its first three seasons of eligibility, FGCU became the only school in NCAA history to accomplish that feat.

# 1

## 2016-17



After claiming its first outright regular-season crown with a 12-2 record, FGCU beat Stetson by 30 points in the quarterfinals, knocked off Kennesaw State in the semifinals and then used a big 2nd half to run away from rival North Florida in the final to cut down the nets for the third time in five years.

#DunkCity

## 2012-13



In just its second season of D-I postseason eligibility, FGCU goes 13-5 in the ASUN, earns the No. 2 seed in the conference tournament and for the second-straight year defeats Mercer on its home court -- this time in the final -- to earn an NCAA Tournament berth. The Eagles went on to become the only team in NCAA history to advance to the Sweet Sixteen as a 15 seed.

## 2013-14



FGCU wins its first ASUN regular-season championship with a record of 14-4 and earns the top seed in the ASUN tournament. But this time, No. 2-seeded Mercer defeats the Eagles on their home court in the title game, 68-60, and goes on to knock off Duke in the NCAA Tournament as a 14 seed.

## 2015-16



FGCU won its 2nd ASUN Tournament Championship in four years with an 80-78 overtime win over 7th-seeded Stetson. The Eagles tied for 2nd in the league, but received the 4th seed and defeated 5th-seeded Kennesaw State, 74-64, before dominating at top-seeded North Florida, 89-56, in the semifinals -- the largest loss a top seed has ever suffered in the A-Sun Championship (since 1979).





# THE BIRTH OF DUNK CITY

March 22 & 24, 2013 • Philadelphia, Pa.



**#15 FGCU 78 #2 Georgetown 68**

FGCU used five 2nd-half dunks and a 21-2 run to turn a 31-31 game at the 17:27 mark into a 52-33 Eagles' lead by the 12:30 mark. With Georgetown trying to mount a comeback in the closing two minutes, sophomore point guard Brett Comer threw a brazen one-handed alley-oop to Chase Fieler, who finished with one hand and Georgetown never got closer than five the rest of the night.

**#15 FGCU 81 #7 San Diego State 71**

Leading 54-52 with 11:30 left, FGCU went on a 17-0 run to open up a 71-52 advantage with less than four minutes remaining. The 10-point final margin was the closest SDSU would get in the final eight minutes. After not having any dunks in the 1st half against Georgetown, the Eagles finished with 10 in the closing 60 minutes - the Georgetown 2nd half and entire SDSU game.

## THE ONLY 15 SEED TO EVER ADVANCE TO THE SWEET 16

### THE DUNK CITY EFFECT

THE MEN'S BASKETBALL TEAM'S DUNK CITY RUN AMPLIFIED THE FGCU EFFECT IN A HOST OF WAYS. HERE ARE A FEW:

#### FGCU STUDENT ENROLLMENT



#### TOTAL YEARLY ATTENDANCE AT MEN'S HOME BASKETBALL GAMES



#### AVERAGE SAT SCORE

**1029** 2012 **1143** 2017

#### AVERAGE ACT SCORE

**21.8** 2012 **24.3** 2017

#### ACADEMIC PROFILE OF ENTERING FRESHMAN

**3.35** } 2012  
AVERAGE GPA

**3.85** } 2017  
AVERAGE GPA



#### FGCU ALUMNI

- 27,196 GRADUATES
- 10 CHAPTERS ACROSS THE U.S.
- AVERAGE AGE: 33
- 76% OF 2016-17 BACHELOR'S DEGREE RECIPIENTS WERE EMPLOYED OR CONTINUING THEIR EDUCATION IN FLORIDA WITHIN A YEAR OF GRADUATING.



\*FGCU Board of Trustees, FGCU Foundation Board, Florida Board of Governors





# DUNK CITY IMPACT

The national exposure from the Eagles' run to the Sweet Sixteen as a No. 15 seed in 2013 has had far-reaching impacts throughout the university and Southwest Florida:





>>> A 27-percent increase in freshman applications the next year, allowing the school to become more selective in its admission. The average high school GPA of admitted students has increased every year from 3.35 in Fall 2012 to 3.81 in Fall 2016.

>>> The university's fundraising office doubled its number of alumni donors in a year.

>>> The Athletic Department posted a record \$5.7 million in external revenues during the 2017 fiscal year, up from \$4.8 million in 2016 and a significant jump from only \$3.1 million in 2013 prior to the run to the Sweet Sixteen.

>>> Since 2013-14, FGCU has been responsible for roughly one-third of the entire ASUN's home attendance over that time.


>>> Last year, supporters filled Alico Arena to an average of nearly 4,000 fans per game - 92 percent capacity of The Nest's 4,333 seats. In terms of percentage capacity, that ranked 31st in the nation - ahead of Miami, UConn, Notre Dame, UCLA and many other marquee programs.

SECOND ROUND			
	78	68	
THIRD ROUND			
	81	71	



>>> Earned his 100th career win on Feb. 21, 2015, at home against USC Upstate, 86-72. As FGCU's 3rd head coach in the D-I era (since 2007-08), he already holds the record for most wins (114).

Following called timeouts last year, FGCU ranked 4th in the nation in points per possession at 1.059 (leader: UCLA, 1.083).



**2017 & 2018  
ASUN Coach  
of the Year**

# JOE DOOLEY

## HOMETOWN

West Orange, N.J.

## EDUCATION

George Washington University '88  
(B.A. in Speech Communications)

## ANNOUNCED AS FGCU HEAD COACH

Wednesday, April 17, 2013

## FAMILY

Tanya (Wife) | Max (Son)

## COACHING CAREER

1988-91: South Carolina, Assistant  
1991-95: East Carolina, Assistant  
1995-99: East Carolina, Head  
1999-2000: New Mexico, Assistant  
2000-02: New Mexico, Associate Head  
2002-03: Wyoming, Assistant  
2003-2013: Kansas, Assistant  
2013-Present: FGCU, Head

## IN SHORT

Dooley was named the 2017 ASUN Coach of the Year and the 2017 NABC District 3 Coach of the Year after leading the Eagles to a D-I program record 26 wins. He has coached eight all-conference selections at the helm of the Green and Blue. In August of 2013, ESPN named Dooley one of the top-two new hires positioned for success. Prior to FGCU, he was an assistant coach at Kansas for a decade, winning 300 games, reaching six Sweet Sixteen rounds and winning the 2008 National Championship.

## THE DOOLEY WORKSHEET - AS HEAD COACH

RECORD				
YEAR	SCHOOL	OVERALL	CONFERENCE	POSTSEASON
1995-1996	East Carolina	17-11	9-9 (T-4th; CAA)	-
1996-1997	East Carolina	17-10	9-7 (T-3rd; CAA)	-
1997-1998	East Carolina	10-17	5-11 (T-7th; CAA)	-
1998-1999	East Carolina	13-14	7-9 (7th; CAA)	-
2013-2014	FGCU	22-13	14-4 (T-1st; ASUN)	NIT 1st Rd
2014-2015	FGCU	22-11	11-3 (2nd; ASUN)	CIT 1st Rd
2015-2016	FGCU	21-14	8-6 (T-2nd; ASUN)	NCAA 1st Rd (First 4 Win)
2016-2017	FGCU	26-8	12-2 (1st; ASUN)	NCAA 1st Rd
2017-2018	FGCU	23-11	12-2 (1st; ASUN)	NIT
<b>TOTAL</b>	<b>8+ SEASONS</b>	<b>171-109 (.611)</b>	<b>AT FGCU: 114-57 (.667)</b>	

## THE DOOLEY WORKSHEET - AS AN ASSISTANT COACH

RECORD				
YEAR	SCHOOL	OVERALL	CONFERENCE	POSTSEASON
1988-1989	South Carolina	19-11	8-4 (Metro Conf.)	NCAA 1st Rd
1989-1990	South Carolina	14-14	6-8 (Metro Conf.)	-
1990-1991	South Carolina	20-13	5-9 (Metro Conf.)	NIT 2nd Rd
1991-1992	East Carolina	10-18	4-10 (7th; CAA)	-
1992-1993	East Carolina	14-16	4-10 (7th; CAA)	NCAA 1st Rd
1993-1994	East Carolina	15-12	7-8 (5th; CAA)	-
1994-1995	East Carolina	18-11	7-8 (4th; CAA)	-
1999-2000	New Mexico	18-14	9-5 (3rd; Mountain West)	NIT 2nd Rd
2000-2001	New Mexico	21-13	6-8 (T-5th; Mountain West)	NIT Quarterfinal
2001-2002	New Mexico	16-14	6-8 (6th; Mountain West)	NIT 1st Rd
2002-2003	Wyoming	21-11	8-6 (T-4th; Mountain West)	NIT 2nd Rd
2003-2004	Kansas	24-9	12-4 (T-2nd; Big 12)	NCAA Elite 8
2004-2005	Kansas	23-7	12-4 (T-1st; Big 12)	NCAA 1st Rd
2005-2006	Kansas	25-8	13-3 (T-1st; Big 12)	NCAA 1st Rd
2006-2007	Kansas	33-5	14-2 (1st; Big 12)	NCAA Elite 8
2007-2008	Kansas	37-3	13-3 (T-1st; Big 12)	NCAA Champions
2008-2009	Kansas	27-8	14-2 (1st; Big 12)	NCAA Sweet 16
2009-2010	Kansas	33-3	15-1 (1st; Big 12)	NCAA 2nd Rd
2010-2011	Kansas	35-3	14-2 (1st; Big 12)	NCAA Elite 8
2011-2012	Kansas	32-7	16-2 (1st; Big 12)	NCAA Runner-Up
2012-2013	Kansas	31-6	14-4 (T-1st; Big 12)	NCAA Sweet 16
<b>TOTAL</b>	<b>21 SEASONS</b>	<b>486-206 (.702)</b>		





# ROSTER BREAKDOWN

NO.	NAME	POS.	HT.	WT.	YR.	HOMETOWN/PREVIOUS SCHOOL(S)
0	Brandon Goodwin	G	6-2	180	R-Sr.	Norcross, Ga./UCF/Norcross HS
1	Troy Baxter Jr. ^	F	6-8	200	So.	Tallahassee, Fla./UNLV/Oldsma Christian HS
2	Joshua Ko *	G	6-1	167	R-Sr.	Kailua, H.I./Pittsburgh/Kalaheo HS
3	Darnell Rogers	G	5-2	150	Fr.	Baltimore, Md./Shiloh HS/Believe Prep/Indian Land HS
5	Zach Johnson	G	6-2	195	R-Jr.	Miami, Fla./Norland HS
10	Kyle Hoffman * ^	G	5-9	140	So.	Lawrence, Kansas/Ottawa University (Kansas)/Lawrence HS
11	Christian Terrell	G	6-5	187	Sr.	Jacksonville, Fla./Providence HS
13	RaySean Scott Jr.	F	6-7	213	So.	Compton, Calif./Compton HS
15	Ricky Doyle	F	6-10	253	R-Jr.	Cape Coral, Fla./Michigan/Bishop Verot HS
20	Ryan McAdoo *	G	6-5	190	Fr.	Boca Raton, Fla./St. Andrews HS
21	Brady Ernst	F	6-10	230	R-So.	Clinton, Iowa/Indian Hills CC/Iowa State/Clinton HS
23	Christian Carlyle	G	6-6	210	So.	Jacksonville, Fla./Bishop Kenny HS
24	Michael Gilmore	F	6-10	210	R-Jr.	Jacksonville, Fla./Miami/VCU/Rickards HS
30	Brian Thomas	F	6-9	240	Fr.	Kennesaw, Ga./Kell HS
31	Dinero Mercurius	G	6-4	200	R-Jr.	Orlando, Fla./Daytona State/UTRGV/USF/Faith Baptist Christian HS
32	Antravious Simmons	F	6-9	250	R-Sr.	Miami, Fla./VCU/South Miami HS
33	Dolan Mahoney *	G	6-2	185	Jr.	Bradenton, Fla./IMG Academy
55	Ryan Rocuant *	C	6-10	220	Fr.	Estero, Fla./Estero HS
	Haanif Cheatham ^	G	6-5	195	Jr.	Fort Lauderdale, Fla./Marquette/Pembroke Pines HS

^ Will sit out and utilize a redshirt season in 2017-18 in accordance with NCAA transfer rules.

\* Walk On

## PRONUNCIATIONS

### TRANSFERS ELIGIBLE

#### PLAYER NOTES

Ricky Doyle	Played in 67 of a possible 68 games at Michigan; started 30; averaged 4.9 ppg & 2.5 rpg; .624 FG%
Michael Gilmore	Eligible in mid-December; 12 pts, 8 rbs w/ VCU vs. Oklahoma in 2016 NCAA Tournament; 18 starts

11: TEAR-ole (like Carol)

23: car-LIE-ull

31: murr-CURE-E-us

13: RAY-shawn

32: an-TREY-vee-US

### KEY NEWCOMERS

#### PLAYER NOTES

Darnell Rogers	23 ppg, 7 apg, 2 spg @ Believe Prep in 2016-17; played AAU for Team CP3; son of GW star Shawnta Rogers
Brian Thomas	3-star recruit by Rivals; ranked as the 16th-best player in Georgia; 5 blocks per game as a junior

### TRANSFERS SITTING OUT

#### PLAYER NOTES

Troy Baxter Jr.	4.3 ppg, 2.3 rpg as a freshman at UNLV; double-figure points 4 times; .415 FG %
Haanif Cheatham	Started 63 of 69 games at Marquette; Big East All-Freshman Team member; 710 points in 2+ years



Joe Dooley  
Head Coach  
5th Season  
29th Overall  
GW '88




Michael Fly  
Assistant Coach  
7th Season  
10th Overall  
Kentucky '06




Tom Abatemarco  
Assistant Coach  
3rd Season  
43rd Overall  
Dowling '74



David Cason  
Assistant Coach  
1st Season  
23rd Overall  
Illinois State '96



Tyler Schwab  
Dir. of Operations  
5th Season  
5th Overall  
Spring Hill '12



Lawrence Brenneman  
Video Operations  
3rd Season  
24th Overall  
Geneva (Pa.) '85



# BRANDON GOODWIN

R-Sr. | G | 6-2 | 180 | Norcross, Ga. | UCF | Norcross HS

## RECORD PERFORMANCES

### POINTS

Career 34 vs. Lipscomb (3/4/18)  
Season 34 vs. Lipscomb (3/4/18)  
ASUN 29, 2x, Last @ USC Upstate (2/18/17)

### REBOUNDS

Career 11, 2x, Last vs. FAU (12/5/17)  
Season 11 vs. FAU (12/5/17)  
ASUN 10, 3x, Last vs. NJIT (1/13/18)

### ASSISTS

Career 13 @ Tulane (2/19/15)  
Season 11 vs. Florida Tech (12/31/17)  
ASUN 9 @ Lipscomb (1/18/18)

### STEALS

Career 5 vs. Lipscomb (2/17/18)  
Season 5 vs. Lipscomb (2/17/18)  
ASUN 5 vs. Lipscomb (2/17/18)

### FIELD GOALS MADE

Career 12, 3x, Last vs. Lipscomb (3/4/18)  
Season 12 vs. Lipscomb (3/4/18)  
ASUN 11, 2x, Last @ Jacksonville (2/3/18)

### FIELD GOALS ATTEMPTED

Career 27 vs. Florida State (3/16/17)  
Season 22 vs. Lipscomb (3/4/18)  
ASUN 19, 4x, Last @ Jacksonville (2/3/18)

### FREE THROWS MADE

Career 15 @ USC Upstate (2/18/17)  
Season 12 @ Middle Tennessee (11/21/17)  
ASUN 15 @ USC Upstate (2/18/17)

### FREE THROWS ATTEMPTED

Career 17, 2x, Last @ Middle Tennessee (11/21/17)  
Season 17 @ Middle Tennessee (11/21/17)  
ASUN 17 @ USC Upstate (2/18/17)

### 3-POINT FIELD GOALS MADE

Career 6 vs. Lipscomb (3/4/18)  
Season 6 vs. Lipscomb (3/4/18)  
ASUN 4 @ NJIT (2/16/17)

### 3-POINT FIELD GOALS ATTEMPTED

Career 14 vs. Lipscomb (3/4/18)  
Season 14 vs. Lipscomb (3/4/18)  
ASUN 9 vs. Lipscomb (2/17/18)

### MINUTES

Career 50 vs. Tulane (1/14/15)  
Season 38, 5x, Last @ NJIT (2/8/18)  
ASUN 39 vs. Lipscomb (2/9/17)

## MISCELLANEOUS

	Season	Career
Double-Doubles	4	8
Double-Figure Points	29	79
20+ Points	15	30
5+ Rebounds	19	46
7+ Assists	7	19
Double-Figure Assists	2	4
Games W/ Multiple 3s	10	28
Games W/ Multiple Steals	13	34

## CAREER STATS

Season	gp-gs	min/avg	Total fg-fga	pct	3-Point fg-fga	pct	F-Throws ft-fa	pct	Rebounds off	def	tot	avg	pf	fo	ast	to	blk	stl	pts	avg
2013-14*	28-9	412/14.7	25-63	.397	4-18	.222	29-49	.592	14	39	53	1.9	29	0	49	30	1	13	83	3.0
2014-15*	30-30	1013/33.8	108-247	.437	17-65	.262	74-122	.607	36	81	117	3.9	59	1	127	88	4	37	307	10.2
2016-17	34-34	1073/31.6	219-428	.512	55-156	.353	136-172	.791	28	126	154	4.5	73	1	139	72	2	41	629	18.5
2017-18	33-32	1097/33.2	216-454	.476	41-146	.281	141-188	.750	38	144	182	5.5	49	1	157	98	4	45	614	18.6
TOTAL	67-66	2170/32.4	435-882	.493	96-302	.318	277-360	.769	66	270	336	5.0	122	2	296	170	6	86	1243	18.6
All*	125-105	3595/28.8	568-1192	.477	117-385	.304	380-531	.716	116	390	506	4.0	210	3	472	288	11	136	1633	13.1

## 2018 ASUN PLAYER OF THE YEAR



@Datrelle

One of eight players nationally leading his team in points, rebounds and assists ... did not play at North Florida (coach's decision) ... double-figure points in 30 of 33 games ... six-straight 20+ point games in December ... **2x ASUN Player of the Week** (Dec. 11; Jan. 22) ... **then-D-I program record 34 points in the ASUN Championship Final** (Zach Johnson: 37 in the same game) ... flirted with the program's first-ever triple-double versus NJIT, finishing with 21 points, 10 rebounds and 8 assists ... **has broken his own single-season D-I program record for free throws made (137).**

### 2016-17 HIGHLIGHTS

ASUN Newcomer of the Year (Unanimous)  
ASUN First Team  
NABC District 3 First Team  
ASUN Tournament MVP  
6x ASUN Newcomer of the Week (ASUN Record)

## GAME-BY-GAME STATS

Opponent	Date	gs	min	Total fg-fga	pct	3-Pointers 3fg-fga	pct	Free throws ft-fa	pct	Rebounds				pf	a	t/o	blk	stl	pts	avg	
ILLINOIS STATE	11/11/17	*	36	6-13	.462	0-1	.000	9-12	.750	2	6	8	8.0	0	7	2	0	3	21	21.0	
at Siena	11/13/17	*	26	6-13	.462	1-6	.167	3-3	1.000	0	2	2	5.0	2	4	6	0	2	16	18.5	
at Bowling Green	11/18/17	*	33	4-16	.250	1-6	.167	8-10	.800	1	6	7	5.7	1	5	2	0	1	17	18.0	
at Middle Tennessee	11/21/17	*	37	4-12	.333	0-4	.000	12-17	.706	0	5	5	5.5	4	3	5	0	0	20	18.5	
DENVER	11/24/17	*	34	5-12	.417	3-9	.333	3-4	.750	0	4	4	5.2	1	3	2	0	1	16	18.0	
NAVY	11/25/17	*	33	7-11	.636	2-6	.333	3-4	.750	0	4	4	5.0	1	2	4	0	0	19	18.2	
ST. FRANCIS BROOKLYN	11/26/17	*	27	2-13	.154	1-4	.250	0-0	.000	0	4	4	4.9	1	2	2	0	0	5	16.3	
WEBBER INTERNATIONA	11/29/17	*	25	3-11	.273	0-4	.000	8-8	1.000	1	1	2	4.5	1	10	2	1	1	14	16.0	
MIDDLE TENNESSEE	12/2/17	*	38	8-17	.471	3-7	.429	7-9	.778	2	4	6	4.7	1	3	1	0	2	26	17.1	
FAU	12/5/17	*	37	10-20	.500	0-2	.000	3-5	.600	4	7	11	5.3	2	4	0	0	0	23	17.7	
at rv UT Arlington	12/9/17	*	36	7-17	.412	1-3	.333	8-9	.889	2	3	5	5.3	2	8	3	0	2	23	18.2	
ORAL ROBERTS	12/16/17	*	30	7-12	.583	3-6	.500	3-3	1.000	0	1	1	4.9	0	5	6	0	1	20	18.3	
at FIU	12/19/17	*	38	8-14	.571	2-6	.333	6-10	.600	4	5	9	5.2	2	8	5	0	2	24	18.8	
at #11 Wichita State	12/22/17	*	38	9-21	.429	1-6	.167	1-2	.500	3	5	8	5.4	2	3	3	0	1	20	18.9	
at rv Rhode Island	12/27/17	*	33	3-9	.333	0-2	.000	4-5	.800	1	3	4	5.3	2	2	1	0	0	10	18.3	
FLORIDA MEMORIAL	12/29/17	*	22	5-9	.556	1-3	.333	0-0	.000	0	5	5	5.3	1	3	3	0	2	11	17.8	
FLORIDA TECH	12/31/17	*	38	5-10	.500	0-4	.000	3-5	.600	0	6	6	5.4	2	11	4	0	0	13	17.5	
STETSON	1/6/18	*	23	6-8	.750	1-2	.500	5-6	.833	1	6	7	5.4	2	4	4	0	3	18	17.6	
USC UPSTATE	1/11/18	*	28	3-7	.429	0-1	.000	1-2	.500	0	9	9	5.6	0	3	0	0	0	7	17.0	
NJIT	1/13/18	*	34	8-13	.615	2-4	.500	3-4	.750	2	8	10	5.9	0	8	3	0	1	21	17.2	
at Lipscomb	1/18/18	*	35	8-15	.533	0-3	.000	6-9	.667	1	5	6	5.9	2	9	3	0	3	22	17.4	
at Kennesaw State	1/20/18	*	35	7-14	.500	1-4	.250	3-6	.500	1	2	3	5.7	1	2	2	0	1	18	17.5	
JACKSONVILLE	1/27/18	*	35	6-15	.400	0-2	.000	4-5	.800	1	6	7	5.8	0	2	4	0	2	16	17.4	
NORTH FLORIDA	1/29/18	*	27	4-11	.364	0-2	.000	5-5	1.000	1	6	7	5.8	1	6	2	0	0	13	17.2	
at Jacksonville	2/3/18	*	33	11-19	.579	1-5	.200	1-1	1.000	0	2	2	5.7	1	3	0	0	2	24	17.5	
at NJIT	2/8/18	*	38	5-11	.455	1-2	.500	3-4	.750	2	7	9	5.8	1	4	6	0	1	14	17.3	
at USC Upstate	2/10/18	*	36	8-15	.533	1-3	.333	2-3	.667	2	4	6	5.8	0	6	2	0	1	19	17.4	
KENNESAW STATE	2/15/18	*	37	10-13	.769	0-2	.000	8-11	.727	1	1	2	5.7	4	4	8	2	3	28	17.8	
LIPSCOMB	2/17/18	*	32	8-18	.444	3-9	.333	9-10	.900	2	1	3	5.6	3	5	3	0	5	28	18.1	
at Stetson	2/22/18	*	36	9-14	.643	3-6	.500	6-6	1.000	1	7	8	5.7	2	4	0	1	0	27	18.4	
USC UPSTATE	2/26/18	*	35	4-13	.308	1-3	.333	0-2	.000	1	1	2	5.5	2	4	0	0	1	9	18.1	
NORTH FLORIDA	3/1/18	*	35	8-16	.500	2-5	.400	0-0	.000	0	6	6	5.6	0	6	2	0	3	18	18.1	
LIPSCOMB	3/4/18	*	37	12-22	.545	6-14	.429	4-8	.500	2	2	4	5.5	5	4	8	0	1	34	18.6	
Totals			32	1097	216-454	.476	41-146	.281	141-188	.750	38	144	182	5.5	49	157	98	4	45	614	18.6



# ZACH JOHNSON

**R-Jr. | G | 6-2 | 195 | Miami, Fla. | Norland HS**

## RECORD PERFORMANCES

### POINTS

Career	37 vs. Lipscomb (3/4/18)
Season	37 vs. Lipscomb (3/4/18)
ASUN	25, 2x, Last @ Jacksonville (2/3/18)

### REBOUNDS

Career	7 vs. North Florida (1/29/18)
Season	7 vs. North Florida (1/29/18)
ASUN	7 vs. North Florida (1/29/18)

### ASSISTS

Career	9 @ Georgia Southern (12/4/16)
Season	8 vs. Oral Roberts (12/16/17)
ASUN	7, 2x, Last vs. North Florida (1/29/18)

### STEALS

Career	4, 8x, Last vs. Lipscomb (2/17/18)
Season	4, 5x, Last vs. Lipscomb (2/17/18)
ASUN	4, 4x, Last vs. Lipscomb (2/17/18)

### FIELD GOALS MADE

Career	11, 2x, Last vs. Stetson (2/26/18)
Season	11 vs. Stetson (2/26/18)
ASUN	10 @ Jacksonville (2/3/18)

### FIELD GOALS ATTEMPTED

Career	19, 2x, Last vs. Lipscomb (3/4/18)
Season	19, 2x, Last vs. Lipscomb (3/4/18)
ASUN	17 vs. North Florida (1/29/18)

### FREE THROWS MADE

Career	9 @ Lipscomb (1/14/17)
Season	8, 2x, Last vs. Lipscomb (3/4/18)
ASUN	9 @ Lipscomb (1/14/17)

### FREE THROWS ATTEMPTED

Career	15 vs. Siena (12/9/16)
Season	10 vs. Middle Tennessee (11/21/17)
ASUN	12 @ Lipscomb (1/14/17)

### 3-POINT FIELD GOALS MADE

Career	9 vs. Lipscomb (3/4/18)
Season	9 vs. Lipscomb (3/4/18)
ASUN	6 vs. Stetson (2/23/17)

### 3-POINT FIELD GOALS ATTEMPTED

Career	13 vs. Lipscomb (3/4/18)
Season	13 vs. Lipscomb (3/4/18)
ASUN	11 vs. Stetson (2/23/17)

### MINUTES

Career	42, 2x, Last @ USC Upstate (2/18/17)
Season	39 vs. Illinois State (11/11/17)
ASUN	42 @ USC Upstate (2/18/17)

## MISCELLANEOUS

	Season	Career
Double-Figure Points	26	67
20+ Points	5	11
Team Leader/Scoring	11	22
Double-Doubles		
5+ Rebounds	9	17
5+ Assists	7	24
Double-Figure Assists		
Team Leader/Assists	7	34
Games W/ A Steal	30	71

## CAREER STATS

Season	gp-gs	min/avg	Total fg-fga	pct	3-Point fg-fga	pct	F-Throws ft-fa	pct	Rebounds off	def	tot	avg	pf	fo	ast	to	blk	stl	pts	avg
2015-16	35-20	941/26.9	141-298	.473	27-71	.380	78-120	.650	11	78	89	2.5	83	2	115	82	19	31	387	11.1
2016-17	33-32	967/29.3	136-357	.381	54-157	.344	67-106	.632	18	75	93	2.8	77	2	102	88	12	45	393	11.9
2017-18	34-34	1099/32.3	196-414	.473	66-168	.393	83-106	.783	15	96	111	3.3	68	2	102	75	5	68	541	15.9
TOTAL	102-86	3007/29.5	473-1069	.442	147-396	.371	228-332	.687	44	249	293	2.9	228	6	319	245	36	144	1321	13.0

#DunkCity

## 2018 ASUN FIRST TEAM MEMBER

**ASUN Player of the Week (Jan. 29) ... became only the 9th member of the program's 1,000-point club on Dec. 31, and just the 3rd to do so as a junior ... opened the season with a then-career-high 27 points against Illinois State ... tied the program's single-game scoring record with 37 points in the ASUN Championship Final (most ever vs. a D-I opponent), including nine 3-pointers - the most in D-I program history ... at the time, scored the most points by an FGCU player (26) in an ASUN Tournament game in the quarterfinals versus USC Upstate ... has a steal in 30 of 34 games this year; multiple steals in 21 contests ... ranks 16th in the nation with 68 total thefts ... has three career game-saving blocked shots at the buzzer (versus NJIT, at Kennesaw State and against Stetson at the rim in overtime to seal the 2016 ASUN Championship victory).**

@ZachJohns5n



## GAME-BY-GAME STATS

Opponent	Date	gs	min	Total		3-Pointers		Free throws		Rebounds				pf	a	t/o	blk	stl	pts	avg
				fg-fga	pct	3fg-fga	pct	ft-fa	pct	off	def	tot	avg							
ILLINOIS STATE	11/11/17	*	39	8-19	.421	3-12	.250	8-9	.889	1	3	4	4.0	0	4	3	1	4	27 27.0	
at Siena	11/13/17	*	31	6-13	.462	0-4	.000	1-1	1.000	2	1	3	3.5	2	1	1	0	1	13 20.0	
at Bowling Green	11/18/17	*	34	2-10	.200	0-3	.000	4-4	1.000	0	5	5	4.0	2	4	6	0	2	8 16.0	
at Middle Tennessee	11/21/17	*	37	5-12	.417	1-4	.250	7-10	.700	2	3	5	4.3	3	1	4	0	2	18 16.5	
DENVER	11/24/17	*	31	5-9	.556	3-5	.600	7-9	.778	0	2	2	3.8	3	1	1	0	4	20 17.2	
NAVY	11/25/17	*	34	6-12	.500	3-6	.500	2-2	1.000	0	5	5	4.0	2	3	1	0	1	17 17.2	
ST. FRANCIS BROOKLYN	11/26/17	*	28	3-12	.250	0-1	.000	2-2	1.000	0	4	4	4.0	0	3	1	0	3	8 15.9	
WEBBER INTERNATIONA	11/29/17	*	20	7-14	.500	1-6	.167	1-2	.500	0	3	3	3.9	1	2	0	0	3	16 15.9	
MIDDLE TENNESSEE	12/2/17	*	23	2-7	.286	0-1	.000	3-4	.750	0	2	2	3.7	4	4	3	0	2	7 14.9	
FAU	12/5/17	*	30	4-9	.444	0-1	.000	4-6	.667	0	0	0	3.3	3	0	1	1	1	12 14.6	
at rv UT Arlington	12/9/17	*	36	5-12	.417	1-5	.200	2-5	.400	0	5	5	3.5	3	2	8	0	2	13 14.5	
ORAL ROBERTS	12/16/17	*	29	1-3	.333	1-2	.500	0-0	.000	1	0	1	3.3	0	8	4	0	3	3 13.5	
at FIU	12/19/17	*	35	3-9	.333	2-6	.333	4-4	1.000	0	2	2	3.2	5	3	3	0	1	12 13.4	
at #11 Wichita State	12/22/17	*	37	6-17	.353	5-7	.714	2-4	.500	1	3	4	3.2	1	2	2	0	1	19 13.8	
at rv Rhode Island	12/27/17	*	31	3-9	.333	0-2	.000	0-0	.000	1	1	2	3.1	3	1	1	0	1	6 13.3	
FLORIDA MEMORIAL	12/29/17	*	26	7-15	.467	5-12	.417	0-0	.000	0	3	3	3.1	2	5	1	0	3	19 13.6	
FLORIDA TECH	12/31/17	*	32	3-8	.375	0-4	.000	0-0	.000	0	4	4	3.2	3	4	2	1	2	6 13.2	
STETSON	1/6/18	*	27	7-11	.636	5-7	.714	0-0	.000	0	4	4	3.2	1	3	3	0	2	19 13.5	
USC UPSTATE	1/11/18	*	29	8-11	.727	1-2	.500	0-0	.000	0	2	2	3.2	0	6	3	0	1	17 13.7	
NJIT	1/13/18	*	36	7-14	.500	3-7	.429	2-2	1.000	1	5	6	3.3	2	4	3	0	1	19 14.0	
at Lipscomb	1/18/18	*	29	5-8	.625	2-5	.400	2-2	1.000	0	3	3	3.3	1	3	0	2	14 14.0		
at Kennesaw State	1/20/18	*	34	6-13	.462	0-4	.000	5-7	.714	1	5	6	3.4	2	4	1	0	4	17 14.1	
at North Florida	1/24/18	*	38	7-16	.438	0-2	.000	5-5	1.000	0	5	5	3.5	1	5	3	0	2	19 14.3	
JACKSONVILLE	1/27/18	*	38	7-15	.467	0-2	.000	4-6	.667	1	2	3	3.5	0	1	4	0	3	18 14.5	
NORTH FLORIDA	1/29/18	*	32	8-17	.471	0-3	.000	0-0	.000	0	7	7	3.6	1	7	0	0	1	16 14.5	
at Jacksonville	2/3/18	*	34	10-16	.625	3-4	.750	2-2	1.000	2	4	6	3.7	2	1	1	1	4	25 14.9	
at NJIT	2/8/18	*	34	6-9	.667	3-4	.750	0-0	.000	0	3	3	3.7	1	3	3	0	0	15 14.9	
at USC Upstate	2/10/18	*	35	5-11	.455	1-4	.250	3-5	.600	1	1	2	3.6	2	5	1	0	3	14 14.9	
KENNESAW STATE	2/15/18	*	37	6-15	.400	3-7	.429	1-2	.500	0	1	1	3.5	3	2	0	0	2	16 14.9	
LIPSCOMB	2/17/18	*	36	7-12	.583	2-5	.400	3-4	.750	0	1	1	3.4	4	0	3	0	4	19 15.1	
at Stetson	2/22/18	*	22	4-10	.400	0-4	.000	1-1	1.000	0	1	1	3.4	3	1	1	0	0	9 14.9	
USC UPSTATE	2/26/18	*	37	11-17	.647	4-6	.667	0-0	.000	0	4	4	3.4	1	3	1	1	0	26 15.2	
NORTH FLORIDA	3/1/18	*	33	6-10	.600	5-8	.625	0-0	.000	0	2	2	3.3	0	6	1	0	0	17 15.3	
LIPSCOMB	3/4/18	*	35	10-19	.526	9-13	.692	8-8	1.000	1	0	1	3.3	5	2	2	0	3	37 15.9	
Totals			34	1099	196-414	.473	66-168	.393	83-106	.783	15	96	111	3.3	68	102	75	5	68	541 15.9





# 11 CHRISTIAN TERRELL

Sr. | G | 6-5 | 187 | Jacksonville, Fla. | Providence HS

## RECORD PERFORMANCES

### POINTS

Career	25 vs. South Dakota (12/28/15)
Season	23 vs. Kennesaw State (2/15/18)
ASUN	23 vs. Kennesaw State (2/15/18)

### REBOUNDS

Career	18 vs. Youngstown State (11/21/15)
Season	10, 2x, Last vs. Webber Int'l (11/29/17)
ASUN	10 vs. Jacksonville (1/27/16)

### ASSISTS

Career	8 vs. Stetson (2/26/18)
Season	8 vs. Stetson (2/26/18)
ASUN	6, 5x, Last @ USC Upstate (2/10/18)

### STEALS

Career	5 vs. South Dakota (12/28/15)
Season	4, 2x, Last vs. Lipscomb (2/17/18)
ASUN	4, 2x, Last vs. Lipscomb (2/17/18)

### FIELD GOALS MADE

Career	10 vs. Kennesaw State (2/15/18)
Season	10 vs. Kennesaw State (2/15/18)
ASUN	10 vs. Kennesaw State (2/15/18)

### FIELD GOALS ATTEMPTED

Career	19 vs. South Dakota (12/28/15)
Season	14, 2x, Last @ Stetson (2/22/18)
ASUN	16 @ Stetson (1/7/17)

### FREE THROWS MADE

Career	8 vs. Lipscomb (2/17/18)
Season	8 vs. Lipscomb (2/17/18)
ASUN	8 vs. Lipscomb (2/17/18)

### FREE THROWS ATTEMPTED

Career	10, 2x, Last vs. Lipscomb (2/17/18)
Season	10 vs. Lipscomb (2/17/18)
ASUN	10, 2x, Last vs. Lipscomb (2/17/18)

### 3-POINT FIELD GOALS MADE

Career	5, 2x, Last @ FIU (12/19/17)
Season	5 @ FIU (12/19/17)
ASUN	4 @ Stetson (1/7/17)

### 3-POINT FIELD GOALS ATTEMPTED

Career	11, 2x, Last @ FIU (12/19/17)
Season	11 @ FIU (12/19/17)
ASUN	11 @ Stetson (1/7/17)

### MINUTES

Career	40, 2x, Last vs. Stetson (3/6/16)
Season	38, 2x, Last @ rv UT Arlington (12/9/17)
ASUN	39 @ Stetson (1/7/17)

## MISCELLANEOUS

	Season	Career
Double-Doubles	2	4
Double-Figure Points	21	65
20+ Points	3	9
Team Leader Scoring	5	19
Games W/ A 3-Pointer	26	91
5+ Rebounds	19	50
5+ Assists	9	16
Multi-Steal Games	6	26

## CAREER STATS

			Total		3-Point		F-Throws		Rebounds											Scoring	
Season	gp-gs	min/avg	fg-fga	pct	fg-fga	pct	ft-fa	pct	off	def	tot	avg	pf	fo	ast	to	blk	stl	pts	avg	
2014-15	33-1	392/11.9	38-99	.384	19-55	.345	15-20	.750	7	45	52	1.6	33	0	26	28	7	9	110	3.3	
2015-16	35-24	1021/29.2	159-357	.445	47-131	.359	81-113	.717	38	139	177	5.1	67	0	82	46	13	42	446	12.7	
2016-17	33-31	937/28.4	120-284	.423	53-151	.351	44-61	.721	26	79	105	3.2	57	1	80	38	8	26	337	10.2	
2017-18	34-22	995/29.3	152-292	.521	52-130	.400	54-66	.818	31	138	169	5.0	45	0	102	77	10	28	410	12.1	
TOTAL	135-78	3345/24.8	469-1032	.454	171-467	.366	194-260	.746	102	401	503	3.7	202	1	290	189	38	105	1303	9.7	

## NOTEWORTHY

Starting backcourt teammate with Duke's Grayson Allen at Providence High School ... went 7-7 from the floor at Siena and 8-11 at Bowling Green; 15-18 over those two games from the field ... season-high 20 points against St. Francis Brooklyn ... **reached 1,000 career points against Webber International** ... has a pair of double-doubles on the year: 12 points and 10 rebounds versus Navy and 18 points and 10 rebounds against Webber International ... career-high five 3-pointers versus a D-I opponent at FIU ... **the only player in program history with 1,300 career points, 500 career rebounds and 250 career assists** ... snapped a six-game single-digit scoring streak with 11 versus Jacksonville ... six assists on four occasions in ASUN play ... **season-high 23 points against Kennesaw State; followed it up with 22 versus Lipscomb ... career-high eight assists in the ASUN quarterfinals.**



@Cterrell35

## GAME-BY-GAME STATS

Opponent	Date	qs	min	Total		3-Pointers		Free throws		Rebounds				pf	a	t/o	blk	stl	pts	avg	
				fg-fga	pct	3fg-fga	pct	ft-fga	pct	off	def	tot	avg								
ILLINOIS STATE	11/11/17	*	38	6-12	.500	1-2	.500	0-0	.000	0	8	8	8.0	1	1	2	2	1	13	13.0	
at Siena	11/13/17	*	23	7-7	1.000	2-2	1.000	0-0	.000	0	5	5	6.5	3	1	0	0	0	16	14.5	
at Bowling Green	11/18/17	*	33	8-11	.727	2-4	.500	0-0	.000	0	5	5	6.0	4	2	1	2	0	18	15.7	
at Middle Tennessee	11/21/17	*	27	2-5	.400	0-3	.000	0-0	.000	1	7	8	6.5	2	3	1	0	1	4	12.8	
DENVER	11/24/17	*	33	5-11	.455	2-6	.333	4-5	.800	0	4	4	6.0	0	5	4	0	0	16	13.4	
NAVY	11/25/17	*	30	5-9	.556	2-3	.667	0-0	.000	3	7	10	6.7	0	1	0	1	0	12	13.2	
ST. FRANCIS BROOKLYN	11/26/17	*	30	7-10	.700	2-2	1.000	4-4	1.000	1	2	3	6.1	0	0	2	0	0	20	14.1	
WEBBER INTERNATIONAL	11/29/17	*	21	7-12	.583	3-6	.500	1-2	.500	3	7	10	6.6	0	5	0	1	1	18	14.6	
MIDDLE TENNESSEE	12/2/17	*	31	2-4	.500	0-1	.000	3-5	.600	1	7	8	6.8	2	5	2	0	2	7	13.8	
FAU	12/5/17	*	28	4-7	.571	3-3	1.000	3-4	.750	1	3	4	6.5	3	1	1	0	0	14	13.8	
at rv UT Arlington	12/9/17	*	38	6-8	.750	4-5	.800	0-0	.000	1	4	5	6.4	1	3	4	0	1	16	14.0	
ORAL ROBERTS	12/16/17	*	34	5-12	.417	4-7	.571	0-0	.000	2	0	2	6.0	1	2	3	1	0	14	14.0	
at FIU	12/19/17	*	32	5-14	.357	5-11	.455	3-4	.750	0	7	7	6.1	4	1	4	1	0	18	14.3	
at #11 Wichita State	12/22/17	*	18	2-4	.500	1-2	.500	0-0	.000	0	1	1	5.7	3	1	2	0	0	5	13.6	
at rv Rhode Island	12/27/17		24	3-5	.600	1-1	1.000	0-0	.000	0	4	4	5.6	0	1	4	0	1	7	13.2	
FLORIDA MEMORIAL	12/29/17		21	4-10	.400	1-6	.167	0-0	.000	2	3	5	5.6	2	2	4	0	0	9	12.9	
FLORIDA TECH	12/31/17		28	4-9	.444	1-4	.250	1-1	1.000	2	3	5	5.5	0	2	2	0	1	10	12.8	
STETSON	1/6/18	*	21	4-6	.667	1-3	.333	0-0	.000	1	4	5	5.5	0	6	2	0	0	9	12.6	
USC UPSTATE	1/11/18	*	26	4-8	.500	1-4	.250	0-0	.000	1	6	7	5.6	1	4	0	0	0	9	12.4	
NJIT	1/13/18		32	1-10	.100	0-7	.000	2-2	1.000	3	2	5	5.6	1	1	4	0	4	4	12.0	
at Lipscomb	1/18/18		26	2-7	.286	1-4	.250	3-4	.750	0	2	2	5.4	1	3	2	1	0	8	11.8	
at Kennesaw State	1/20/18		24	1-3	.333	0-2	.000	2-2	1.000	1	2	3	5.3	2	4	2	0	0	4	11.4	
at North Florida	1/24/18	*	35	1-5	.200	0-2	.000	2-2	1.000	0	3	3	5.2	2	6	7	0	1	4	11.1	
JACKSONVILLE	1/27/18		25	5-7	.714	1-1	1.000	0-0	.000	1	1	2	5.0	0	0	1	0	0	11	11.1	
NORTH FLORIDA	1/29/18		23	5-8	.625	1-3	.333	2-2	1.000	0	2	2	4.9	2	3	1	0	0	13	11.2	
at Jacksonville	2/3/18		31	0-6	.000	0-4	.000	2-2	1.000	1	4	5	4.9	2	6	3	0	1	2	10.8	
at NJIT	2/8/18		32	5-6	.833	2-3	.667	5-6	.833	0	4	4	4.9	0	2	1	1	1	17	11.0	
at USC Upstate	2/10/18		29	5-10	.500	1-3	.333	3-3	1.000	0	5	5	4.9	2	6	3	0	1	14	11.1	
KENNESAW STATE	2/15/18		33	10-12	.833	2-4	.500	1-1	1.000	1	7	8	5.0	2	2	5	0	2	23	11.6	
LIPSCOMB	2/17/18	*	37	7-13	.538	0-5	.000	8-10	.800	2	1	3	4.9	1	3	2	0	4	22	11.9	
at Stetson	2/22/18	*	35	7-14	.500	3-6	.500	0-0	.000	0	8	8	5.0	0	1	1	0	1	17	12.1	
USC UPSTATE	2/26/18	*	34	7-9	.778	4-4	1.000	0-1	.000	0	6	6	5.1	0	8	1	0	2	18	12.3	
NORTH FLORIDA	3/1/18	*	31	6-9	.667	1-2	.500	1-2	.500	1	3	4	5.0	0	7	2	0	2	14	12.3	
LIPSCOMB	3/4/18	*	32	0-9	.000	0-5	.000	4-4	1.000	2	1	3	5.0	3	4	4	0	1	4	12.1	
Totals			22	995	152-292	.521	52-130	.400	54-66	.818	31	138	169	5.0	45	102	77	10	28	410	12.1



# 13 RAYSEAN SCOTT JR.

So. | F | 6-7 | 213 | Compton, Calif. | Compton HS

## RECORD PERFORMANCES

### POINTS

Career	21 @ USC Upstate (2/10/18)
Season	21 @ USC Upstate (2/10/18)
ASUN	21 @ USC Upstate (2/10/18)

### REBOUNDS

Career	10 vs. St. Francis Brooklyn (11/26/17)
Season	10 vs. St. Francis Brooklyn (11/26/17)
ASUN	6, 4x, Last @ Stetson (2/22/18)

### ASSISTS

Career	2, 4x, Last vs. Stetson (2/26/18)
Season	2, 3x, Last vs. Stetson (2/26/18)
ASUN	2 vs. Kennesaw State (2/11/17)

### STEALS

Career	1, 12x, Last vs. North Florida (3/1/18)
Season	1, 8x, Last vs. North Florida (3/1/18)
ASUN	1, 2x, Last vs. North Florida (1/29/18)

### FIELD GOALS MADE

Career	8 @ USC Upstate (2/10/18)
Season	8 @ USC Upstate (2/10/18)
ASUN	8 @ USC Upstate (2/10/18)

### FIELD GOALS ATTEMPTED

Career	10 @ USC Upstate (2/10/18)
Season	10 @ USC Upstate (2/10/18)
ASUN	10 @ USC Upstate (2/10/18)

### FREE THROWS MADE

Career	5 @ USC Upstate (2/10/18)
Season	5 @ USC Upstate (2/10/18)
ASUN	5 @ USC Upstate (2/10/18)

### FREE THROWS ATTEMPTED

Career	6 @ USC Upstate (2/10/18)
Season	6 @ USC Upstate (2/10/18)
ASUN	6 @ USC Upstate (2/10/18)

### 3-POINT FIELD GOALS MADE

Career	4 @ #13 Michigan State (11/20/16)
Season	1, 2x, Last vs. USC Upstate (1/11/18)
ASUN	1 vs. USC Upstate (1/11/18)

### 3-POINT FIELD GOALS ATTEMPTED

Career	6 @ #13 Michigan State (11/20/16)
Season	2, 2x, Last @ rv Rhode Island (12/27/17)
ASUN	1, 5x, Last vs. USC Upstate (1/11/18)

### MINUTES

Career	28 @ USC Upstate (2/10/18)
Season	28 @ USC Upstate (2/10/18)
ASUN	28 @ USC Upstate (2/10/18)

## MISCELLANEOUS

	Season	Career
Double-Figure Points	6	9
20+ Points	1	1
Team Leader Scoring	1	1
Double-Doubles		
5+ Rebounds	12	14
7+ Rebounds	4	4
Games W/ A 3-Pointer	2	5
Games W/ Multiple 3s		2
Games W/ A Steal	8	12

## CAREER STATS

Season	gp-gs	min/avg	Total fg-fga	pct	3-Point fg-fga	pct	F-Throws ft-fa	pct	Rebounds off	def	tot	avg	pf	fo	ast	to	blk	stl	pts	avg
2016-17	25-5	233/9.3	32-72	.444	8-30	.267	12-19	.632	9	43	52	2.1	45	0	9	17	3	4	84	3.4
2017-18	25-8	388/15.5	69-103	.670	2-10	.200	29-38	.763	41	74	115	4.6	64	0	16	17	13	8	169	6.8
TOTAL	50-13	621/12.4	101-175	.577	10-40	.250	41-57	.719	50	117	167	3.3	109	0	25	34	16	12	253	5.1

## NOTEWORTHY

Missed home games against Kennesaw State and Lipscomb (FGCU's ASUN losses), but re- with 11 points and six re- at Stetson ... **missed games (Jan. 18-27) due to a concussion** before returning with 12 points - his 2nd-most this year - against North Florida on Jan. 29 ... **missed the first two games of the year with a muscle strain in his knee ... played limited minutes at home against Middle Tennessee because of tonsillitis ... did not play against Florida Tech for personal reasons ... tallied a career-high 15 points on 7-8 shooting versus Denver ... career-best 10 rebounds opposite St. Francis Brooklyn ... eight points, nine rebounds off the bench at FIU ... 10 points on 4-5 shooting in a starting role at rv Rhode Island ... **career-high 21 points on 8-10 shooting in 28 minutes off the bench at USC Upstate.****



@rayscanscottjr\_

## GAME-BY-GAME STATS

Opponent	Date	gs	min	Total		3-Pointers		Free throws		Rebounds					pf	a	t/o	blk	stl	pts	avg
				fg-fga	pct	3fg-fga	pct	ft-fa	pct	off	def	tot	avg								
at Bowling Green	11/18/17		9	1-4	.250	0-2	.000	0-0	.000	0	2	2	2.0	3	1	1	1	0	2	2.0	
at Middle Tennessee	11/21/17		15	2-2	1.000	0-0	.000	4-5	.800	0	3	3	2.5	3	0	0	1	0	8	5.0	
DENVER	11/24/17		26	7-8	.875	0-0	.000	1-1	1.000	5	3	8	4.3	2	0	0	0	1	15	8.3	
NAVY	11/25/17	*	14	1-3	.333	0-1	.000	2-2	1.000	2	2	4	4.3	4	1	2	0	1	4	7.3	
ST. FRANCIS BROOKLYN	11/26/17	*	19	3-3	1.000	0-0	.000	1-1	1.000	2	8	10	5.4	2	2	0	1	0	7	7.2	
WEBBER INTERNATIONAL	11/29/17	*	14	5-5	1.000	0-0	.000	0-0	.000	4	3	7	5.7	1	1	1	1	1	10	7.7	
MIDDLE TENNESSEE	12/2/17		10	0-0	.000	0-0	.000	0-0	.000	2	1	3	5.3	4	2	2	1	0	0	6.6	
FAU	12/5/17		13	2-4	.500	0-1	.000	0-0	.000	1	4	5	5.3	3	1	0	0	0	4	6.3	
at rv UT Arlington	12/9/17	*	17	1-2	.500	0-1	.000	2-2	1.000	1	3	4	5.1	4	0	1	1	1	4	6.0	
ORAL ROBERTS	12/16/17		11	1-3	.333	0-0	.000	0-0	.000	0	2	2	4.8	3	0	0	0	0	2	5.6	
at FIU	12/19/17		22	3-5	.600	0-0	.000	2-2	1.000	4	5	9	5.2	4	0	0	0	1	8	5.8	
at #11 Wichita State	12/22/17		14	2-4	.500	0-1	.000	2-2	1.000	2	1	3	5.0	4	1	3	2	0	6	5.8	
at rv Rhode Island	12/27/17	*	23	4-5	.800	1-2	.500	1-1	1.000	1	2	3	4.8	4	0	1	0	0	10	6.2	
FLORIDA MEMORIAL	12/29/17	*	13	1-1	1.000	0-0	.000	0-0	.000	0	5	5	4.9	1	0	0	1	0	2	5.9	
STETSON	1/6/18		13	2-3	.667	0-1	.000	0-0	.000	1	4	5	4.9	1	1	0	1	0	4	5.7	
USC UPSTATE	1/11/18		18	3-6	.500	1-1	1.000	0-4	.000	1	5	6	4.9	1	0	1	0	0	7	5.8	
NJIT	1/13/18		14	2-3	.667	0-0	.000	2-4	.500	2	3	5	4.9	1	1	0	0	1	6	5.8	
NORTH FLORIDA	1/29/18		10	6-9	.667	0-0	.000	0-0	.000	2	0	2	4.8	1	1	0	0	1	12	6.2	
at Jacksonville	2/3/18	*	14	3-5	.600	0-0	.000	2-2	1.000	2	4	6	4.8	4	1	0	1	0	8	6.3	
at NJIT	2/8/18		9	1-2	.500	0-0	.000	0-0	.000	0	2	2	4.7	1	0	1	0	0	2	6.1	
at USC Upstate	2/10/18		28	8-10	.800	0-0	.000	5-6	.833	2	4	6	4.8	2	0	1	0	0	21	6.8	
at Stetson	2/22/18		22	4-5	.800	0-0	.000	3-3	1.000	2	4	6	4.8	4	1	1	0	0	11	7.0	
USC UPSTATE	2/26/18		25	4-5	.800	0-0	.000	0-0	.000	1	2	3	4.7	1	2	1	1	1	8	7.0	
NORTH FLORIDA	3/1/18	*	8	2-5	.400	0-0	.000	2-3	.667	3	0	3	4.7	4	0	1	0	1	6	7.0	
LIPSCOMB	3/4/18		7	1-1	1.000	0-0	.000	0-0	.000	1	2	3	4.6	2	0	0	0	0	2	6.8	
Totals		8	388	69-103	.670	2-10	.200	29-38	.763	41	74	115	4.6	64	16	17	13	8	169	6.8	





# 15 RICKY DOYLE

R-Jr. | F | 6-10 | 253 | Cape Coral, Fla. | Michigan | Bishop Verot HS

## RECORD PERFORMANCES

### POINTS

Career 16 vs. Coppin State (12/22/14)  
Season 11, 2x, Last vs. USC Upstate (1/11/18)  
ASUN 11 vs. USC Upstate (1/11/18)

### TOTAL REBOUNDS

Career 11 @ Siena (11/13/17)  
Season 11 @ Siena (11/13/17)  
ASUN 6 @ Kennesaw State (1/20/18)

### OFFENSIVE REBOUNDS

Career 6 @ Siena (11/13/17)  
Season 6 @ Siena (11/13/17)  
ASUN 1, 4x, Last @ USC Upstate (2/10/18)

### DEFENSIVE REBOUNDS

Career 5, 2x, Last @ Kennesaw State (1/20/18)  
Season 5, 2x, Last @ Kennesaw State (1/20/18)  
ASUN 5 @ Kennesaw State (1/20/18)

### BLOCKS

Career 3, 2x, Last vs. NJIT (1/13/18)  
Season 3 vs. NJIT (1/13/18)  
ASUN 3 vs. NJIT (1/13/18)

### FIELD GOALS MADE

Career 6, 3x, Last vs. Wisconsin (3/13/15)  
Season 5, 3x, Last vs. Webber Int'l (11/29/17)  
ASUN 4 vs. USC Upstate (1/11/18)

### FIELD GOALS ATTEMPTED

Career 9 @ Bowling Green (11/18/17)  
Season 9 @ Bowling Green (11/18/17)  
ASUN 8 vs. USC Upstate (1/11/18)

### FREE THROWS MADE

Career 5 at Indiana (2/8/15)  
Season 4 @ Lipscomb (1/18/18)  
ASUN 4 @ Lipscomb (1/18/18)

### FREE THROWS ATTEMPTED

Career 9 vs. Coppin State (12/22/14)  
Season 6 @ Siena (11/13/17)  
ASUN 5 @ Lipscomb (1/18/18)

### MINUTES

Career 33 @ Penn State (1/6/15)  
Season 29 @ Middle Tennessee (11/21/17)  
ASUN 27 vs. NJIT (1/13/18)

## MISCELLANEOUS

	Season	Career
Double-Doubles		
20+ Points		
10+ Rebounds	1	1
5+ Offensive Rebounds	1	3
10+ Defensive Rebounds		
Games W/ A Block	15	30
Multi-Block Games	3	6

## NOTEWORTHY

**Did not play at Stetson or yet in the ASUN Tournament [coach's decision] ... after missing five games [coach's decision for the first and last; concussion protocol for the middle three], returned at USC Upstate, playing seven minutes ... also missed the game at home against Middle Tennessee (back spasms) ... increased his scoring each of the first three games of the season: Illinois State (8), Siena (9), Bowling Green (11) ... consecutive 10-point games versus St. Francis Brooklyn and Webber International ... nine points at rv Rhode Island; 12 points his previous five games.**

**Transferred to FGCU from Michigan in May of 2016.**

## Michigan Career Summary

Played in 67 of a possible 68 games, starting 30 contests ... averaged 4.9 points, 2.5 rebounds and shot 62.4 percent from the field.

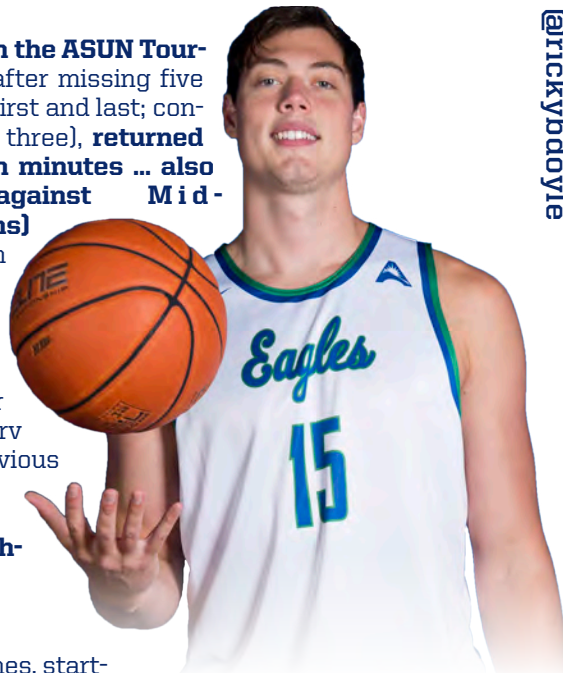
## GAME-BY-GAME STATS

Opponent	Date	gs	min	Total		3-Pointers		Free throws		Rebounds				pf	a	t/o	blk	stl	pts	avg	
				fg-fga	pct	3fg-fga	pct	ft-fga	pct	off	def	tot	avg								
ILLINOIS STATE	11/11/17	*	9	3-3	1.000	0-0	.000	2-3	.667	0	1	1	1.0	5	0	1	0	0	8	8.0	
at Siena	11/13/17	*	27	3-7	.429	0-1	.000	3-6	.500	6	5	11	6.0	1	3	0	1	1	9	8.5	
at Bowling Green	11/18/17	*	18	5-9	.556	0-1	.000	1-1	1.000	3	4	7	6.3	4	0	1	1	1	11	9.3	
at Middle Tennessee	11/21/17	*	29	3-7	.429	0-0	.000	0-0	.000	1	3	4	5.8	0	2	3	1	1	6	8.5	
DENVER	11/24/17	*	13	0-0	.000	0-0	.000	1-2	.500	0	2	2	5.0	4	1	1	1	2	1	7.0	
NAVY	11/25/17	*	17	2-4	.500	0-0	.000	0-0	.000	0	4	4	4.8	4	0	4	1	0	4	6.5	
ST. FRANCIS BROOKLYN	11/26/17	*	18	5-7	.714	0-0	.000	0-0	.000	1	1	2	4.4	3	3	1	0	1	10	7.0	
WEBBER INTERNATIONA	11/29/17	*	16	5-6	.833	0-0	.000	0-0	.000	3	3	6	4.6	1	2	1	0	1	10	7.4	
FAU	12/5/17		16	1-3	.333	0-0	.000	1-3	.333	3	2	5	4.7	2	1	2	1	0	3	6.9	
at rv UT Arlington	12/9/17		15	2-2	1.000	0-0	.000	0-0	.000	2	0	2	4.4	4	1	0	0	1	4	6.6	
ORAL ROBERTS	12/16/17		9	0-1	.000	0-0	.000	0-0	.000	0	0	0	4.0	2	0	2	1	0	0	6.0	
at FIU	12/19/17		2	0-0	.000	0-0	.000	0-0	.000	0	1	1	3.8	0	0	1	0	0	0	5.5	
at #11 Wichita State	12/22/17		19	2-4	.500	0-0	.000	1-2	.500	1	3	4	3.8	2	1	1	2	1	5	5.5	
at rv Rhode Island	12/27/17		18	3-4	.750	0-0	.000	3-3	1.000	0	2	2	3.6	0	1	0	0	0	9	5.7	
FLORIDA MEMORIAL	12/29/17		16	2-4	.500	0-0	.000	0-0	.000	2	1	3	3.6	1	1	2	1	0	4	5.6	
FLORIDA TECH	12/31/17		15	3-4	.750	0-0	.000	0-0	.000	0	3	3	3.6	3	0	1	1	0	6	5.6	
STETSON	1/6/18	*	11	1-1	1.000	0-0	.000	2-2	1.000	0	3	3	3.5	3	0	1	1	0	4	5.5	
USC UPSTATE	1/11/18	*	20	4-8	.500	0-0	.000	3-4	.750	1	4	5	3.6	2	2	1	1	1	11	5.8	
NJIT	1/13/18	*	27	3-5	.600	0-0	.000	0-0	.000	1	2	3	3.6	4	2	2	3	1	6	5.8	
at Lipscomb	1/18/18	*	20	0-2	.000	0-0	.000	4-5	.800	0	3	3	3.6	4	0	1	1	0	4	5.8	
at Kennesaw State	1/20/18	*	15	2-3	.667	0-0	.000	0-2	.000	1	5	6	3.7	0	0	2	2	0	4	5.7	
at USC Upstate	2/10/18		7	1-1	1.000	0-0	.000	0-0	.000	1	1	2	3.6	1	0	0	1	0	2	5.5	
KENNESAW STATE	2/15/18		12	1-5	.200	0-0	.000	1-2	.500	0	3	3	3.6	3	1	0	0	0	3	5.4	
LIPSCOMB	2/17/18		11	2-3	.667	0-0	.000	0-0	.000	0	4	4	3.6	2	0	1	0	0	4	5.3	
LIPSCOMB	3/4/18		5	0-1	.000	0-0	.000	0-0	.000	0	0	0	3.4	0	0	0	0	0	0	5.1	
Totals			13	385	53-94	.564	0-2	.000	22-35	.629	26	60	86	3.4	55	21	29	20	11	128	5.1

## CAREER STATS

			Total		3-Point		F-Throws		Rebounds											Scoring	
Season	gp-gs	min/avg	fg-fga	pct	fg-fga	pct	ft-fa	pct	off	def	tot	avg	pf	fo	ast	to	blk	stl	pts	avg	
2014-15*	31-19	564/18.2	74-121	.612	0-0	.000	42-69	.609	46	52	98	3.2	57	0	8	18	12	7	190	6.1	
2015-16*	36-11	438/12.2	52-81	.642	0-0	.000	33-52	.635	32	39	71	2.0	64	0	2	22	7	3	137	3.8	
2017-18	25-13	385/15.4	53-94	.564	0-2	.000	22-35	.629	26	60	86	3.4	55	1	21	29	20	11	128	5.1	
TOTAL	25-13	385/15.4	53-94	.564	0-2	.000	22-35	.629	26	60	86	3.4	55	1	21	29	20	11	128	5.1	
All*	92-43	1387/15.1	179-296	.605	0-2	.000	97-156	.622	104	151	255	2.8	176	1	31	69	39	21	455	4.9	

@rickybdoyle





# 21 | BRADY ERNST

R-So. | F | 6-10 | 230 | Clinton, Iowa | Indian Hills CC/Iowa State | Clinton HS

## RECORD PERFORMANCES

### POINTS

Career 23 @ Rock Valley (11/18/16)  
Season 10 @ North Florida (1/24/18)  
ASUN 10 @ North Florida (1/24/18)

### TOTAL REBOUNDS

Career 15 vs. Northeastern Oklahoma A&M (11/12/16)  
Season 11 vs. Webber Int'l (11/29/17)  
ASUN 7 @ North Florida (1/24/18)

### OFFENSIVE REBOUNDS

Career 8 vs. Northeastern Oklahoma A&M (11/12/16)  
Season 3, 2x, Last @ North Florida (1/24/18)  
ASUN 3 @ North Florida (1/24/18)

### DEFENSIVE REBOUNDS

Career 9, 3x, Last vs. Richard J. Daley (12/3/16)  
Season 8 vs. Webber Int'l (11/29/17)  
ASUN 4 @ North Florida (1/24/18)

### BLOCKS

Career 4, 2x, Last vs. Richard J. Daley (12/3/16)  
Season 2 @ Jacksonville (2/3/18)  
ASUN 2 @ Jacksonville (2/3/18)

### FIELD GOALS MADE

Career 8 @ Rock Valley (11/18/16)  
Season 5 @ North Florida (1/24/18)  
ASUN 5 @ North Florida (1/24/18)

### FIELD GOALS ATTEMPTED

Career 13 @ Rock Valley (11/18/16)  
Season 6 @ North Florida (1/24/18)  
ASUN 6 @ North Florida (1/24/18)

### FREE THROWS MADE

Career 8, 2x, Last vs. Northeast (1/14/17)  
Season 3 vs. St. Francis Brooklyn (11/26/17)  
ASUN 2 vs. Stetson (1/6/18)

### FREE THROWS ATTEMPTED

Career 13 vs. Vincennes (12/2/16)  
Season 4, 2x, Last vs. Webber Int'l (11/29/17)  
ASUN 3 vs. Jacksonville (1/27/18)

### MINUTES

Career 32 @ Rock Valley (11/18/16)  
Season 20, 2x, Last @ North Florida (1/24/18)  
ASUN 20 @ North Florida (1/24/18)

## MISCELLANEOUS

	Season	Career
Double-Doubles		6
20+ Points		1
10+ Rebounds	1	7
5+ Offensive Rebounds		3
10+ Defensive Rebounds		
Games W/ A Block	8	24
Multi-Block Games	1	11

## NOTEWORTHY

Did not play at Stetson or in the ASUN quarterfinals (coach's decision) ... season-best 11 rebounds against Webber International ... four rebounds in 13 minutes off the bench at rv UT Arlington and ... season-high 10 points 7 rebounds - his most vs. a D-I team - at North Florida.

Transferred to FGCU from Indian Hills Community College in April of 2017; played six games as a freshman at Iowa State in 2015-16.

## As A Redshirt Freshman At Indian Hills CC

2016-17: Averaged 9.4 points and 6.5 rebounds per game ... shot 63.7 percent from the floor and 72.6 percent from the free throw line.



@bradyernst33

## GAME-BY-GAME STATS

Opponent	Date	gs	min	Total		3-Pointers		Free throws		Rebounds				pf	a	t/o	blk	stl	pts	avg
				fg-fga	pct	3fg-fga	pct	ft-fa	pct	off	def	tot	avg							
ILLINOIS STATE	11/11/17	11	1-1	1.000	0-0	.000	0-1	.000	0	3	3	3.0	2	0	0	0	0	0	2	2.0
at Siena	11/13/17	14	0-3	.000	0-0	.000	1-2	.500	0	2	2	2.5	2	1	1	0	1	1	1	1.5
at Bowling Green	11/18/17	7	1-1	1.000	0-0	.000	0-1	.000	0	2	2	2.3	1	0	0	0	0	0	2	1.7
at Middle Tennessee	11/21/17	3	0-0	.000	0-0	.000	0-0	.000	0	0	0	1.8	0	0	0	0	0	0	0	1.3
DENVER	11/24/17	18	1-2	.500	0-0	.000	2-2	1.000	1	0	1	1.6	1	0	0	1	1	4	1.8	
NAVY	11/25/17	17	1-2	.500	0-0	.000	0-0	.000	2	6	8	2.7	2	0	2	1	1	2	1.8	
ST. FRANCIS BROOKLYN	11/26/17	19	0-1	.000	0-0	.000	3-4	.750	0	0	0	2.3	1	0	0	0	0	3	2.0	
WEBBER INTERNATIONAL	11/29/17	20	3-3	1.000	0-0	.000	1-4	.250	3	8	11	3.4	1	2	0	0	0	7	2.6	
MIDDLE TENNESSEE	12/2/17	11	1-1	1.000	0-0	.000	0-1	.000	0	0	0	3.0	1	0	0	0	0	2	2.6	
FAU	12/5/17	3	0-1	.000	0-0	.000	0-0	.000	1	0	1	2.8	0	0	0	0	0	0	2.3	
at rv UT Arlington	12/9/17	13	0-0	.000	0-0	.000	0-0	.000	0	4	4	2.9	2	0	0	0	0	0	2.1	
ORAL ROBERTS	12/16/17	4	0-0	.000	0-0	.000	0-2	.000	0	0	0	2.7	0	0	0	0	0	0	1.9	
at FIU	12/19/17	10	2-3	.667	0-0	.000	0-0	.000	0	1	1	2.5	3	0	0	1	1	4	2.1	
at #11 Wichita State	12/22/17	11	1-1	1.000	0-0	.000	0-0	.000	0	2	2	2.5	0	0	0	0	0	2	2.1	
at rv Rhode Island	12/27/17	8	1-1	1.000	0-0	.000	0-0	.000	0	1	1	2.4	2	0	0	0	0	2	2.1	
FLORIDA MEMORIAL	12/29/17	14	1-1	1.000	0-0	.000	0-0	.000	0	3	3	2.4	2	0	0	0	0	2	2.1	
FLORIDA TECH	12/31/17	11	1-1	1.000	0-0	.000	0-2	.000	0	2	2	2.4	0	0	0	1	0	2	2.1	
STETSON	1/6/18	12	0-1	.000	0-0	.000	2-2	1.000	0	1	1	2.3	1	0	1	0	0	2	2.1	
USC UPSTATE	1/11/18	7	0-1	.000	0-0	.000	0-0	.000	0	2	2	2.3	3	2	0	0	0	0	1.9	
NJIT	1/13/18	2	0-0	.000	0-0	.000	0-0	.000	0	0	0	2.2	0	0	0	1	0	0	1.9	
at Lipscomb	1/18/18	5	1-1	1.000	0-0	.000	0-0	.000	0	0	0	2.1	2	1	1	0	0	2	1.9	
at Kennesaw State	1/20/18	6	0-0	.000	0-0	.000	0-0	.000	1	1	2	2.1	1	0	2	1	0	0	1.8	
at North Florida	1/24/18	20	5-6	.833	0-0	.000	0-0	.000	3	4	7	2.3	0	3	1	1	0	10	2.1	
JACKSONVILLE	1/27/18	11	3-3	1.000	0-0	.000	1-3	.333	2	2	4	2.4	2	0	1	0	0	7	2.3	
NORTH FLORIDA	1/29/18	16	2-2	1.000	0-0	.000	0-0	.000	2	0	2	2.4	2	0	3	0	1	4	2.4	
at Jacksonville	2/3/18	7	0-0	.000	0-0	.000	0-2	.000	0	2	2	2.3	1	0	0	2	0	0	2.3	
at NJIT	2/8/18	10	0-1	.000	0-0	.000	0-0	.000	0	0	0	2.3	5	0	2	0	0	0	2.2	
at USC Upstate	2/10/18	7	0-0	.000	0-0	.000	0-0	.000	0	1	1	2.2	1	0	0	0	0	0	2.2	
KENNESAW STATE	2/15/18	3	1-2	.500	0-0	.000	1-1	1.000	1	2	3	2.2	0	0	0	0	0	3	2.2	
LIPSCOMB	2/17/18	12	1-2	.500	0-0	.000	1-2	.500	0	2	2	2.2	1	1	0	0	4	3	2.2	
NORTH FLORIDA	3/1/18	7	1-1	1.000	0-0	.000	0-0	.000	0	3	3	2.3	1	0	0	0	0	2	2.2	
LIPSCOMB	3/4/18	1	0-0	.000	0-0	.000	0-0	.000	0	1	1	2.2	0	0	0	0	0	0	2.1	
Totals		2	320	28-42	.667	0-0	.000	12-29	.414	16	55	71	2.2	40	10	14	9	9	68	2.1

## CAREER STATS

			Total		3-Point		F-Throws		Rebounds											Scoring	
Season	gp-gs	min/avg	fg-fga	pct	fg-fga	pct	ft-fa	pct	off	def	tot	avg	pf	fo	ast	to	blk	stl	pts	avg	
2015-16*	6-0	14/2.3	1-3	.333	0-0	.000	0-0	.000	2	2	4	0.7	1	0	0	0	1	0	2	0.3	
2016-17*	28-23	0/0.0	93-146	.637	0-1	.000	77-106	.726	63	120	183	6.5	54	2	12	35	31	9	263	9.4	
2017-18	32-2	320/10.0	28-42	.667	0-0	.000	12-29	.414	16	55	71	2.2	40	1	10	14	9	9	68	2.1	
TOTAL	32-2	320/10.0	28-42	.667	0-0	.000	12-29	.414	16	55	71	2.2	40	1	10	14	9	9	68	2.1	
All*	66-25	334/5.1	122-191	.639	0-1	.000	89-135	.659	81	177	258	3.9	95	3	22	49	41	18	333	5.0	





# 23 CHRISTIAN CARLYLE

So. | G | 6-6 | 210 | Jacksonville, Fla. | Bishop Kenny HS

## RECORD PERFORMANCES

### POINTS

Career	19 vs. Florida Tech (12/31/16)
Season	18 vs. Middle Tennessee (12/2/17)
ASUN	17 @ North Florida (1/24/18)

### REBOUNDS

Career	9 vs. Illinois State (11/11/17)
Season	9 vs. Illinois State (11/11/17)
ASUN	6 vs. Jacksonville (1/27/18)

### ASSISTS

Career	6 vs. Florida Tech (12/31/16)
Season	4, 2x, Last @ Jacksonville (2/3/18)
ASUN	4 @ Jacksonville (2/3/18)

### STEALS

Career	3, 2x, Last @ North Florida (1/24/18)
Season	3, 2x, Last @ North Florida (1/24/18)
ASUN	3, 2x, Last @ North Florida (1/24/18)

### FIELD GOALS MADE

Career	7 vs. Florida Tech (12/31/16)
Season	6, 3x, Last @ North Florida (1/24/18)
ASUN	6 @ North Florida (1/24/18)

### FIELD GOALS ATTEMPTED

Career	11 vs. Webber Int'l (11/29/17)
Season	11 vs. Webber Int'l (11/29/17)
ASUN	10 @ North Florida (1/24/18)

### FREE THROWS MADE

Career	7 vs. Illinois State (11/11/17)
Season	7 vs. Illinois State (11/11/17)
ASUN	5 @ North Florida (1/24/18)

### FREE THROWS ATTEMPTED

Career	10 vs. Illinois State (11/11/17)
Season	10 vs. Illinois State (11/11/17)
ASUN	5 @ North Florida (1/24/18)

### 3-POINT FIELD GOALS MADE

Career	2 vs. Stetson (1/6/18)
Season	2 vs. Stetson (1/6/18)
ASUN	2 vs. Stetson (1/6/18)

### 3-POINT FIELD GOALS ATTEMPTED

Career	3 vs. Florida Memorial (12/29/17)
Season	3 vs. Florida Memorial (12/29/17)
ASUN	2, 2x, Last vs. Stetson (1/6/18)

### MINUTES

Career	37 vs. Middle Tennessee (12/2/17)
Season	37 vs. Middle Tennessee (12/2/17)
ASUN	26 @ North Florida (1/24/18)

## MISCELLANEOUS

	Season	Career
Double-Figure Points	5	6
20+ Points		
Team Leader Scoring		
Double-Doubles		
5+ Rebounds	4	4
5+ Assists		1
Team Leader/Assists		1
Games W/ A Steal	14	19

## CAREER STATS

Season	gp-gs	min/avg	Total fg-fga	pct	3-Point fg-fga	pct	F-Throws ft-fa	pct	Rebounds off	def	tot	avg	pf	fo	ast	to	blk	stl	pts	avg
2016-17	20-0	186/9.3	16-30	.533	2-6	.333	11-17	.647	9	12	21	1.1	15	0	18	4	2	8	45	2.3
2017-18	26-5	502/19.3	47-109	.431	9-19	.474	34-41	.829	26	37	63	2.4	64	5	31	30	4	21	137	5.3
TOTAL	46-5	688/15.0	63-139	.453	11-25	.440	45-58	.776	35	49	84	1.8	79	5	49	34	6	29	182	4.0

## NOTEWORTHY

Missed six games with an ankle injury before returning in the ASUN semifinal against North Florida ... played 17 minutes in that contest and scored five points ... **missed the Oral Roberts and FIU games due to a concussion** ... arguably the team's best defender ... returned to action at #11 Wichita State ... made his first career start in the season opener against Illinois State ... finished with 11 points in that contest - at the time his most versus a Division-I team ... made his first 3-point attempt of the year at Middle Tennessee ... season-best three assists versus Denver ... season-establishing 18 points versus Middle Tennessee at home - his most against a D-I opponent ... first double-figure point game (10) since that contest against MT in the ASUN opener versus Stetson ... **17 points - the 3rd-most in his career - at North Florida, with 11 of them coming in the 2nd half.**

@Ccarlyle15

## GAME-BY-GAME STATS

Opponent	Date	gs	min	Total		3-Pointers		Free throws		Rebounds											
				fg-fga	pct	3fg-fga	pct	ft-fa	pct	off	def	tot	avg	pf	a	t/o	blk	stl	pts	avg	
ILLINOIS STATE	11/11/17	*	25	2-3	.667	0-0	.000	7-10	.700	4	5	9	9.0	3	1	1	2	0	11	11.0	
at Siena	11/13/17		18	1-3	.333	0-0	.000	4-6	.667	4	1	5	7.0	5	1	2	0	1	6	8.5	
at Bowling Green	11/18/17		17	1-6	.167	0-0	.000	0-0	.000	1	2	3	5.7	2	1	1	1	0	2	6.3	
at Middle Tennessee	11/21/17		14	1-3	.333	1-2	.500	0-0	.000	0	1	1	4.5	5	1	0	0	1	3	5.5	
DENVER	11/24/17		18	1-5	.200	1-2	.500	0-0	.000	1	0	1	3.8	2	3	1	0	0	3	5.0	
NAVY	11/25/17		29	2-6	.333	0-1	.000	2-2	1.000	1	0	1	3.3	2	1	0	0	0	6	5.2	
ST. FRANCIS BROOKLYN	11/26/17		19	1-3	.333	0-0	.000	2-2	1.000	0	3	3	3.3	3	2	0	0	0	4	5.0	
WEBBER INTERNATIONAL	11/29/17		26	6-11	.545	1-2	.500	0-0	.000	1	3	4	3.4	1	3	1	0	2	13	6.0	
MIDDLE TENNESSEE	12/2/17	*	37	6-9	.667	0-1	.000	6-7	.857	1	1	2	3.2	5	0	2	0	2	18	7.3	
FAU	12/5/17		25	3-7	.429	0-1	.000	0-0	.000	0	2	2	3.1	2	0	1	0	2	6	7.2	
at rv UT Arlington	12/9/17		16	2-2	1.000	1-1	1.000	2-2	1.000	0	0	0	2.8	3	0	3	0	1	7	7.2	
at #11 Wichita State	12/22/17		16	2-6	.333	1-1	1.000	0-0	.000	1	1	2	2.8	5	0	2	0	1	5	7.0	
at rv Rhode Island	12/27/17	*	10	0-2	.000	0-0	.000	0-0	.000	1	1	2	2.7	0	1	1	0	1	0	6.5	
FLORIDA MEMORIAL	12/29/17	*	19	3-7	.429	1-3	.333	2-2	1.000	0	1	1	2.6	0	4	2	0	1	9	6.6	
FLORIDA TECH	12/31/17	*	15	1-3	.333	0-0	.000	0-0	.000	0	0	0	2.4	2	0	0	0	1	2	6.3	
STETSON	1/6/18		22	3-4	.750	2-2	1.000	2-2	1.000	0	3	3	2.4	1	3	0	0	0	10	6.6	
USC UPSTATE	1/11/18		16	0-0	.000	0-0	.000	0-0	.000	1	0	1	2.4	1	0	2	0	3	0	6.2	
NJIT	1/13/18		11	0-1	.000	0-0	.000	0-0	.000	1	0	1	2.3	2	1	2	0	0	0	5.8	
at Lipscomb	1/18/18		18	2-2	1.000	1-1	1.000	0-0	.000	2	2	4	2.4	1	0	3	0	0	5	5.8	
at Kennesaw State	1/20/18		14	0-1	.000	0-0	.000	0-0	.000	0	1	1	2.3	2	0	2	0	0	0	5.5	
at North Florida	1/24/18		26	6-10	.600	0-1	.000	5-5	1.000	0	1	1	2.2	4	2	2	0	3	17	6.0	
JACKSONVILLE	1/27/18		19	1-3	.333	0-0	.000	0-0	.000	1	5	6	2.4	1	1	0	0	0	2	5.9	
NORTH FLORIDA	1/29/18		16	0-3	.000	0-0	.000	0-0	.000	2	0	2	2.4	1	2	0	0	1	0	5.6	
at Jacksonville	2/3/18		22	1-3	.333	0-0	.000	0-0	.000	0	1	1	2.3	4	4	1	1	0	2	5.5	
NORTH FLORIDA	3/1/18		17	2-4	.500	0-1	.000	1-1	1.000	1	0	1	2.3	2	0	0	0	0	5	5.4	
LIPSCOMB	3/4/18		17	0-2	.000	0-0	.000	1-2	.500	3	3	6	2.4	5	0	1	0	1	1	5.3	
Totals			5	502	47-109	.431	9-19	.474	34-41	.829	26	37	63	2.4	64	31	30	4	21	137	5.3



# 24 MICHAEL GILMORE

R-Jr. | F | 6-10 | 210 | Jacksonville, Fla. | Miami | VCU | Rickards HS

## RECORD PERFORMANCES

### POINTS

Career	16 vs. North Florida (3/1/18)
Season	16 vs. North Florida (3/1/18)
ASUN	14, 2x, Last vs. North Florida (1/29/18)

### REBOUNDS

Career	12 vs. North Florida (1/29/18)
Season	12 vs. North Florida (1/29/18)
ASUN	12 vs. North Florida (1/29/18)

### ASSISTS

Career	3, 2x, Last vs. North Florida (1/29/18)
Season	3 vs. North Florida (1/29/18)
ASUN	3 vs. North Florida (1/29/18)

### FIELD GOALS MADE

Career	7 vs. North Florida (3/1/18)
Season	7 vs. North Florida (3/1/18)
ASUN	5, 2x, Last vs. North Florida (1/29/18)

### FIELD GOALS ATTEMPTED

Career	12 vs. North Florida (3/1/18)
Season	12 vs. North Florida (3/1/18)
ASUN	7, 2x, Last vs. North Florida (1/29/18)

### 3-POINT FIELD GOALS MADE

Career	3 @ Lipscomb (1/18/18)
Season	3 @ Lipscomb (1/18/18)
ASUN	3 @ Lipscomb (1/18/18)

### 3-POINT FIELD GOALS ATTEMPTED

Career	4, 3x, Last vs. North Florida (3/1/18)
Season	4, 3x, Last vs. North Florida (3/1/18)
ASUN	4 @ Lipscomb (1/18/18)

### FREE THROWS MADE

Career	5 vs. Stetson (1/6/18)
Season	5 vs. Stetson (1/6/18)
ASUN	5 vs. Stetson (1/6/18)

### FREE THROWS ATTEMPTED

Career	6 @ North Florida (1/24/18)
Season	6 @ North Florida (1/24/18)
ASUN	6 @ North Florida (1/24/18)

### MINUTES

Career	30 vs. Lipscomb (2/17/18)
Season	30 vs. Lipscomb (2/17/18)
ASUN	30 vs. Lipscomb (2/17/18)

## MISCELLANEOUS

	Season	Career
Double-Doubles	2	2
20+ Points		
10+ Rebounds	3	3
5+ Offensive Rebounds		
Games W/ A 3-Pointer	8	19
Games W/ A Block	10	19
Games W/ A Steal	9	23
Games W/ 5+ Assists		

## CAREER STATS

			Total		3-Point		F-Throws			Rebounds											Scoring	
Season	gp-gs	min/avg	fg-fga	pct	fg-fga	pct	ft-fa	pct	off	def	tot	avg	pf	fo	ast	to	blk	stl	pts	avg		
2014-15*	25-0	157/6.3	21-43	.488	5-17	.294	4-16	.250	11	28	39	1.6	31	1	4	4	6	5	51	2.0		
2015-16*	30-18	346/11.5	37-78	.474	13-34	.382	9-17	.529	20	64	84	2.8	52	1	12	21	7	12	96	3.2		
2017-18	23-19	423/18.4	60-124	.484	12-34	.353	19-30	.633	26	102	128	5.6	74	4	21	38	17	11	151	6.6		
TOTAL	23-19	423/18.4	60-124	.484	12-34	.353	19-30	.633	26	102	128	5.6	74	4	21	38	17	11	151	6.6		
All*	78-37	926/11.9	118-245	.482	30-85	.353	32-63	.508	57	194	251	3.2	157	6	37	63	30	28	298	3.8		

## Nephew of Naismith Basketball Hall of Famer Artis Gilmore

Transferred to FGCU in January of 2017 from Miami, where he was sitting out after transferring there from VCU in the summer of 2016 ... made his debut with FGCU on Dec. 16 ... **averaged a double-double (11.3 11 rebounds) over three games from Jan. 24-29 ... career-high 16 points in the ASUN semifinals.**

Gilmore was teammates at VCU with current FGCU forward Antravious Simmons for the fall portion of the 2014-15 season before Simmons transferred to FGCU in Dec. 2014.

## As A Sophomore At VCU

2015-16: Put up career-best numbers in his last game for the Rams, with 12 points and eight rebounds in 20 minutes against Oklahoma in the 2016 NCAA Tournament ... started 18 of the first 24 games (30 total) ... hit 47.4 percent (37-78) from the field ... 38.2 percent (13-34) from long range ... averaged 3.2 points and 2.8 rebounds in 11.5 minutes per outing.

## As A Freshman At VCU

2014-15: Played in 25 games ... averaged 2 points and 1.6 rebounds in 6.3 minutes per game ... knocked down 48.8 percent of shots (21-43) from the field and 29.4 percent (5-17) from 3-point range.

## GAME-BY-GAME STATS

Opponent	Date	gs	min	Total		3-Pointers		Free throws		Rebounds				pf	a	t/o	blk	stl	pts	avg
				fg-fga	pct	3fg-fga	pct	ft-fa	pct	off	def	tot	avg							
ORAL ROBERTS	12/16/17	*	27	4-9	.444	0-1	.000	2-3	.667	0	4	4	4.0	3	2	0	0	1	10	10.0
at FIU	12/19/17	*	17	1-3	.333	0-2	.000	0-0	.000	0	4	4	4.0	5	1	3	2	0	2	6.0
at #11 Wichita State	12/22/17	*	18	1-7	.143	1-4	.250	0-0	.000	3	4	7	5.0	4	0	2	2	2	3	5.0
at rv Rhode Island	12/27/17	10	1-3	.333	0-0	.000	0-0	.000	2	3	5	5.0	4	1	2	0	0	2	4.3	
FLORIDA MEMORIAL	12/29/17	17	5-6	.833	0-1	.000	0-0	.000	1	2	3	4.6	4	2	0	3	1	10	5.4	
FLORIDA TECH	12/31/17	*	13	2-5	.400	0-1	.000	0-0	.000	2	3	5	4.7	2	0	2	0	0	4	5.2
STETSON	1/6/18	13	1-3	.333	0-1	.000	5-5	1.000	2	1	3	4.4	1	1	1	0	1	7	5.4	
USC UPSTATE	1/11/18	12	3-5	.600	0-0	.000	1-2	.500	1	1	2	4.4	1	0	1	0	0	7	5.6	
NJIT	1/13/18	*	15	3-6	.500	0-1	.000	1-1	1.000	1	7	8	4.6	3	1	3	0	0	7	5.8
at Lipscomb	1/18/18	*	27	3-5	.600	3-4	.750	1-2	.500	0	6	6	4.7	2	2	1	1	1	10	6.2
at Kennesaw State	1/20/18	*	13	1-4	.250	0-1	.000	0-0	.000	1	4	5	4.7	5	1	2	0	0	2	5.8
at North Florida	1/24/18	*	18	5-7	.714	0-0	.000	4-6	.667	3	8	11	5.3	4	0	3	1	0	14	6.5
JACKSONVILLE	1/27/18	*	20	3-6	.500	0-1	.000	0-2	.000	0	10	10	5.6	2	0	2	0	0	6	6.5
NORTH FLORIDA	1/29/18	*	26	5-7	.714	2-3	.667	2-3	.667	1	11	12	6.1	2	3	1	2	1	14	7.0
at Jacksonville	2/3/18	*	9	2-4	.500	0-0	.000	0-0	.000	0	1	1	5.7	3	0	1	0	0	4	6.8
at NJIT	2/8/18	*	18	2-5	.400	0-1	.000	1-2	.500	0	4	4	5.6	2	2	2	2	0	5	6.7
at USC Upstate	2/10/18	*	10	0-6	.000	0-1	.000	0-0	.000	1	5	6	5.6	3	0	1	0	0	0	6.3
KENNESAW STATE	2/15/18	*	26	3-5	.600	1-2	.500	2-2	1.000	0	4	4	5.6	5	0	1	0	1	9	6.4
LIPSCOMB	2/17/18	*	30	4-5	.800	1-1	1.000	0-1	.000	2	5	7	5.6	3	0	3	2	1	9	6.6
at Stetson	2/22/18	*	21	1-4	.250	1-2	.500	0-1	.000	1	5	6	5.7	5	2	4	1	0	3	6.4
USC UPSTATE	2/26/18	*	14	2-3	.667	1-2	.500	0-0	.000	0	2	2	5.5	4	0	0	0	0	5	6.3
NORTH FLORIDA	3/1/18	*	26	7-12	.583	2-4	.500	0-0	.000	3	3	6	5.5	3	2	1	1	0	16	6.8
LIPSCOMB	3/4/18	*	23	1-4	.250	0-1	.000	0-0	.000	2	5	7	5.6	4	1	2	0	2	2	6.6
Totals		19	423	60-124	.484	12-34	.353	19-30	.633	26	102	128	5.6	74	21	38	17	11	151	6.6





# 30 BRIAN THOMAS

Fr. | F | 6-9 | 240 | Kennesaw, Ga. | Kell HS

## RECORD PERFORMANCES

@b\_thomas30

### POINTS

Career	9 @ Kennesaw State (1/20/18)
Season	9 @ Kennesaw State (1/20/18)
ASUN	9 @ Kennesaw State (1/20/18)

### REBOUNDS

Career	8, 2x, Last @ Kennesaw State (1/20/18)
Season	8, 2x, Last @ Kennesaw State (1/20/18)
ASUN	8, 2x, Last @ Kennesaw State (1/20/18)

### OFFENSIVE REBOUNDS

Career	3, 4x, Last @ Kennesaw State (1/20/18)
Season	3, 4x, Last @ Kennesaw State (1/20/18)
ASUN	3, 4x, Last @ Kennesaw State (1/20/18)

### DEFENSIVE REBOUNDS

Career	5, 3x, Last vs. Jacksonville (1/27/18)
Season	5, 3x, Last vs. Jacksonville (1/27/18)
ASUN	5, 3x, Last vs. Jacksonville (1/27/18)

### BLOCKS

Career	2 @ Siena (11/13/17)
Season	2 @ Siena (11/13/17)
ASUN	1, 4x, Last vs. Jacksonville (1/27/18)

### FIELD GOALS MADE

Career	3, 2x, Last vs. North Florida (1/29/18)
Season	3, 2x, Last vs. North Florida (1/29/18)
ASUN	3, 2x, Last vs. North Florida (1/29/18)

### FIELD GOALS ATTEMPTED

Career	5 vs. North Florida (1/29/18)
Season	5 vs. North Florida (1/29/18)
ASUN	5 vs. North Florida (1/29/18)

### FREE THROWS MADE

Career	5 @ Kennesaw State (1/20/18)
Season	5 @ Kennesaw State (1/20/18)
ASUN	5 @ Kennesaw State (1/20/18)

### FREE THROWS ATTEMPTED

Career	6 @ Kennesaw State (1/20/18)
Season	6 @ Kennesaw State (1/20/18)
ASUN	6 @ Kennesaw State (1/20/18)

### MINUTES

Career	17, 2x, Last vs. Jacksonville (1/27/18)
Season	17, 2x, Last vs. Jacksonville (1/27/18)
ASUN	17, 2x, Last vs. Jacksonville (1/27/18)

## MISCELLANEOUS

	Season	Career
Double-Doubles		
20+ Points		
Team Leader Scoring		
10+ Rebounds		
5+ Offensive Rebounds		
10+ Defensive Rebounds		
Games W/ A Block	5	5
Multi-Block Games	1	1

## CAREER STATS

Season	gp-gs	min/avg	Total		3-Point		F-Throws		Rebounds				Scoring			
			fg-fga	pct	fg-fga	pct	ft-fa	pct	off	def	tot	avg	pts	avg	pts	avg
2017-18	17-0	144/8.5	18-28	.643	0-0	.000	14-18	.778	17	30	47	2.8	50	2.9	50	2.9
TOTAL	17-0	144/8.5	18-28	.643	0-0	.000	14-18	.778	17	30	47	2.8	50	2.9	50	2.9

## NOTEWORTHY

Did not play (coach's decision) at USC Upstate or in the ASUN semis ... suffered a fractured left (non-shooting) hand in practice on Nov. 20 ... missed the next 14 games before returning for the ASUN opener against Stetson ... scored four points and grabbed a team-best eight rebounds versus the Hatters ... secured 14 rebounds in the first two ASUN games ... **career-high 9 points to go along with a career-high-tying 8 rebounds in his hometown of Kennesaw on Jan. 20** ... did not play in the season opener or at USC Upstate (coach's decision).

## High School

Rated as a 3-star recruit by Rivals ... tabbed as the 16th-best player in the entire talent-laden state of Georgia ... did not play as a senior (injury) ... averaged 11 points, 12 rebounds and 5 blocks per game as a junior.

## GAME-BY-GAME STATS

Opponent	Date	qs	min	Total		3-Pointers		Free throws		Rebounds				pf	a	t/o	blk	stl	pts	avg
				fg-fga	pct	3fg-fga	pct	ft-fa	pct	off	def	tot	avg							
at Siena	11/13/17	11	1-2	.500	0-0	.000	0-0	.000	0-0	0	1	1	1.0	1	0	0	2	0	2	2.0
at Bowling Green	11/18/17	8	1-1	1.000	0-0	.000	1-2	.500	3	2	5	3.0	0	0	1	0	0	3	2.5	
STETSON	1/6/18	17	2-3	.667	0-0	.000	0-0	.000	3	5	8	4.7	2	0	3	1	1	4	3.0	
USC UPSTATE	1/11/18	10	2-4	.500	0-0	.000	0-0	.000	3	3	6	5.0	1	0	1	0	0	4	3.3	
NJIT	1/13/18	4	0-1	.000	0-0	.000	0-0	.000	0	0	0	4.0	1	0	0	0	0	0	2.6	
at Lipscomb	1/18/18	2	0-0	.000	0-0	.000	0-0	.000	0	0	0	3.3	1	0	0	0	0	0	2.2	
at Kennesaw State	1/20/18	16	2-3	.667	0-0	.000	5-6	.833	3	5	8	4.0	3	0	1	1	0	9	3.1	
at North Florida	1/24/18	10	3-4	.750	0-0	.000	1-2	.500	1	3	4	4.0	1	0	0	1	0	7	3.6	
JACKSONVILLE	1/27/18	17	0-0	.000	0-0	.000	2-2	1.000	2	5	7	4.3	1	0	0	1	0	2	3.4	
NORTH FLORIDA	1/29/18	13	3-5	.600	0-0	.000	2-2	1.000	1	1	2	4.1	0	0	0	0	1	8	3.9	
at Jacksonville	2/3/18	7	1-1	1.000	0-0	.000	0-0	.000	0	2	2	3.9	1	0	0	0	0	2	3.7	
at NJIT	2/8/18	6	0-0	.000	0-0	.000	0-0	.000	0	0	0	3.6	2	0	1	0	0	0	3.4	
KENNESAW STATE	2/15/18	5	1-1	1.000	0-0	.000	0-0	.000	0	0	0	3.3	0	0	1	0	0	2	3.3	
LIPSCOMB	2/17/18	1	0-0	.000	0-0	.000	0-0	.000	0	0	0	3.1	0	0	0	0	0	0	3.1	
at Stetson	2/22/18	9	1-2	.500	0-0	.000	2-2	1.000	1	1	2	3.0	1	0	1	0	0	4	3.1	
USC UPSTATE	2/26/18	6	1-1	1.000	0-0	.000	1-2	.500	0	2	2	2.9	0	0	0	0	0	3	3.1	
LIPSCOMB	3/4/18	2	0-0	.000	0-0	.000	0-0	.000	0	0	0	2.8	0	1	1	0	0	0	2.9	
Totals		0	144	18-28	.643	0-0	.000	14-18	.778	17	30	47	2.8	15	10	6	2	50	2.9	



# 31 | DINERO MERCURIUS

R-Jr. | G | 6-4 | 200 | Orlando, Fla. | Daytona State/UTRGV/USF | Faith Baptist Christian

## RECORD PERFORMANCES

### POINTS

Career 37 vs. Trinity Valley CC (11/25/16)  
Season 16, 2x, Last @ North Florida (1/24/18)  
ASUN 16 @ North Florida (1/24/18)

### REBOUNDS

Career 10 @ St. Petersburg (12/14/16)  
Season 5 vs. North Florida (1/29/18)  
ASUN 5 vs. North Florida (1/29/18)

### ASSISTS

Career 10 vs. South Georgia Tech (11/11/16)  
Season 2, 5x, Last vs. Stetson (2/26/18)  
ASUN 2, 2x, Last @ USC Upstate (2/10/18)

### STEALS

Career 4 @ NJIT (2/8/18)  
Season 4 @ NJIT (2/8/18)  
ASUN 4 @ NJIT (2/8/18)

### FIELD GOALS MADE

Career 11 vs. Trinity Valley CC (11/25/16)  
Season 5, 5x, Last @ North Florida (1/24/18)  
ASUN 5, 2x, Last @ North Florida (1/24/18)

### FIELD GOALS ATTEMPTED

Career 22 @ College of Central Florida (2/15/17)  
Season 12 vs. Florida Tech (12/31/17)  
ASUN 10, 2x, Last vs. Jacksonville (1/27/18)

### FREE THROWS MADE

Career 13 @ College of Central Florida (1/11/17)  
Season 5 @ rv UT Arlington (12/9/17)  
ASUN 4, 2x, Last @ NJIT (2/8/18)

### FREE THROWS ATTEMPTED

Career 14 vs. Tallahassee CC (12/11/16)  
Season 5 @ rv UT Arlington (12/9/17)  
ASUN 4, 2x, Last @ NJIT (2/8/18)

### 3-POINT FIELD GOALS MADE

Career 6, 3x, Last @ College of Central Florida (1/11/17)  
Season 4, 2x, Last @ North Florida (1/24/18)  
ASUN 4 @ North Florida (1/24/18)

### 3-POINT FIELD GOALS ATTEMPTED

Career 14, 2x, Last @ College of Central Florida (1/11/17)  
Season 8, 2x, Last vs. Florida Tech (12/31/17)  
ASUN 7 vs. USC Upstate (1/11/18)

### MINUTES

Career 41 vs. Trinity Valley CC (11/25/16)  
Season 36 @ Stetson (2/22/18)  
ASUN 36 @ Stetson (2/22/18)

## MISCELLANEOUS

	Season	Career
Double-Figure Points	13	39
20+ Points		11
Double-Doubles		1
5+ Assists		4
Double-Figure Assists		1
Multi Steal Games	4	25

## CAREER STATS

			Total		3-Point		F-Throws		Rebounds											Scoring	
Season	gp-gs	min/avg	fg-fga	pct	fg-fga	pct	ft-fa	pct	off	def	tot	avg	pf	fo	ast	to	blk	stl	pts	avg	
2014-15*	29-3	404/13.9	33-84	.393	8-39	.205	23-28	.821	16	39	55	1.9	54	1	21	15	0	11	97	3.3	
2016-17*	29-29	869/30.0	146-363	.402	87-228	.382	136-158	.861	23	109	132	4.6	56	0	82	43	7	50	515	17.8	
2017-18	31-16	684/22.1	78-185	.422	56-137	.409	36-39	.923	18	37	55	1.8	57	1	21	29	3	21	248	8.0	
TOTAL	31-16	684/22.1	78-185	.422	56-137	.409	36-39	.923	18	37	55	1.8	57	1	21	29	3	21	248	8.0	
All*	89-48	1957/22.0	257-632	.407	151-404	.374	195-225	.867	57	185	242	2.7	167	2	124	87	10	82	860	9.7	

## NOTEWORTHY

**ASUN Newcomer of the Week** (Dec. 11) ... injured his shoulder seconds after entering the Denver game and missed the next three games ... returned against Middle Tennessee, knocking down a season-high four 3-pointers ... **has made three or more 3-pointers 11 times this year** ... 16 points at rv UT Arlington, and all 16 came in the 2nd half in just nine minutes of action ... season-high-tying 16 points at North Florida ... **leads the team by shooting 40.9 percent from 3-point range.**

**Transferred to FGCU in April of 2017 from Daytona State College. Sophomore year (redshirt) at UTRGV; freshman season at USF in 2014-15.**



@dtime\_94

## GAME-BY-GAME STATS

Opponent	Date	gs	min	Total		3-Pointers		Free throws		Rebounds				pf	a	t/o	blk	stl	pts	avg
				fg-fga	pct	3fg-fga	pct	ft-fa	pct	off	def	tot	avg							
ILLINOIS STATE	11/11/17	24	4-11	.364	3-8	.375	0-0	.000	1	1	2	2.0	3	1	0	0	0	11	11.0	
at Siena	11/13/17	23	5-9	.556	3-7	.429	1-1	1.000	0	3	3	2.5	0	2	1	0	1	14	12.5	
at Bowling Green	11/18/17	23	3-8	.375	3-7	.429	0-0	.000	0	2	2	2.3	1	0	2	0	1	9	11.3	
at Middle Tennessee	11/21/17 *	17	1-4	.250	1-4	.250	3-3	1.000	0	1	1	2.0	4	0	1	0	0	6	10.0	
DENVER	11/24/17	0	0-0	.000	0-0	.000	0-0	.000	0	0	0	1.6	0	0	0	0	0	0	8.0	
MIDDLE TENNESSEE	12/2/17	23	4-8	.500	4-6	.667	0-1	.000	1	0	1	1.5	0	0	3	0	0	12	8.7	
FAU	12/5/17	24	5-7	.714	3-4	.750	0-0	.000	0	1	1	1.4	3	0	2	0	1	13	9.3	
at rv UT Arlington	12/9/17	19	4-5	.800	3-4	.750	5-5	1.000	0	1	1	1.4	1	0	2	0	1	16	10.1	
ORAL ROBERTS	12/16/17 *	21	2-7	.286	2-7	.286	0-0	.000	0	0	0	1.2	2	0	1	0	0	6	9.7	
at FIU	12/19/17	19	3-8	.375	2-7	.286	0-0	.000	2	0	2	1.3	2	1	0	0	0	8	9.5	
at #11 Wichita State	12/22/17	10	0-3	.000	0-1	.000	0-0	.000	0	1	1	1.3	0	1	0	0	1	0	8.6	
at rv Rhode Island	12/27/17	16	0-3	.000	0-2	.000	0-0	.000	1	2	3	1.4	1	2	0	0	0	0	7.9	
FLORIDA MEMORIAL	12/29/17	12	2-4	.500	2-4	.500	2-2	1.000	0	2	2	1.5	3	0	0	0	0	8	7.9	
FLORIDA TECH	12/31/17	29	5-12	.417	3-8	.375	2-2	1.000	0	3	3	1.6	0	0	0	0	1	15	8.4	
STETSON	1/6/18 *	23	4-6	.667	3-5	.600	2-3	.667	0	0	0	1.5	3	0	0	0	0	13	8.7	
USC UPSTATE	1/11/18 *	19	5-10	.500	3-7	.429	0-0	.000	1	1	2	1.5	2	0	0	0	0	13	9.0	
NJIT	1/13/18 *	22	1-2	.500	1-2	.500	0-0	.000	0	2	2	1.5	3	0	2	0	3	8.6		
at Lipscomb	1/18/18 *	22	3-4	.750	2-3	.667	4-4	1.000	0	0	0	1.4	2	1	1	0	0	12	8.8	
at Kennesaw State	1/20/18 *	18	1-3	.333	1-2	.500	0-0	.000	1	0	1	1.4	2	1	1	0	0	3	8.5	
at North Florida	1/24/18 *	27	5-7	.714	4-5	.800	2-2	1.000	1	2	3	1.5	2	0	0	0	0	16	8.9	
JACKSONVILLE	1/27/18 *	29	2-10	.200	0-3	.000	2-2	1.000	1	2	3	1.6	0	0	2	0	0	6	8.8	
NORTH FLORIDA	1/29/18 *	18	3-5	.600	2-2	1.000	0-0	.000	2	3	5	1.7	2	1	1	0	2	8	8.7	
at Jacksonville	2/3/18 *	24	4-8	.500	2-4	.500	1-1	1.000	2	1	3	1.8	2	1	1	0	0	11	8.8	
at NJIT	2/8/18 *	35	2-4	.500	2-4	.500	4-4	1.000	0	1	1	1.8	1	2	0	0	4	10	8.9	
at USC Upstate	2/10/18 *	29	2-6	.333	1-4	.250	2-3	.667	0	2	2	1.8	0	2	1	1	0	7	8.8	
KENNESAW STATE	2/15/18 *	25	0-4	.000	0-4	.000	0-0	.000	1	0	1	1.7	4	1	1	0	1	0	8.5	
LIPSCOMB	2/17/18	23	0-4	.000	0-4	.000	0-0	.000	0	1	1	1.7	5	1	3	1	0	0	8.1	
at Stetson	2/22/18 *	36	1-4	.250	1-3	.333	0-0	.000	0	3	3	1.8	2	1	4	1	1	3	8.0	
USC UPSTATE	2/26/18 *	29	2-6	.333	1-5	.200	4-4	1.000	0	1	1	1.7	2	2	0	0	0	9	8.0	
NORTH FLORIDA	3/1/18	24	4-6	.667	3-4	.750	0-0	.000	2	0	2	1.7	2	0	0	0	3	11	8.1	
LIPSCOMB	3/4/18	21	1-7	.143	1-7	.143	2-2	1.000	2	1	3	1.8	3	1	0	0	1	5	8.0	
Totals		16	684	78-185	.422	56-137	.409	36-39	.923	18	37	55	1.8	57	21	29	3	21	248	8.0





# 32 ANTRAVIOUS SIMMONS

R-Sr. | F | 6-9 | 250 | Miami, Fla. | VCU | South Miami HS

## RECORD PERFORMANCES

### POINTS

Career	21 vs. Stetson (3/6/16)
Season	18 vs. Stetson (2/26/18)
ASUN	13 @ Stetson (1/7/17)

### REBOUNDS

Career	12, 3x, Last @ Georgia Southern (12/4/16)
Season	10 @ North Florida (1/24/18)
ASUN	10 @ North Florida (1/24/18)

### OFFENSIVE REBOUNDS

Career	6 @ Georgia Southern (12/4/16)
Season	5, 2x, Last vs. Lipscomb (3/4/18)
ASUN	4, 5x, Last @ North Florida (1/24/18)

### DEFENSIVE REBOUNDS

Career	9, 2x, Last @ #13 Michigan State (11/20/16)
Season	6, 3x, Last vs. Kennesaw State (2/15/18)
ASUN	6, 4x, Last vs. Kennesaw State (2/15/18)

### BLOCKS

Career	2, 5x, Last vs. North Carolina (3/17/16)
Season	1, 4x, Last @ Stetson (2/22/18)
ASUN	2 vs. Stetson (1/9/16)

### FIELD GOALS MADE

Career	9 vs. Stetson (3/6/16)
Season	7 vs. St. Francis Brooklyn (11/26/17)
ASUN	6, 3x, Last @ Stetson (1/7/17)

### FIELD GOALS ATTEMPTED

Career	14, 2x, Last @ #13 Michigan State (11/20/16)
Season	10, 2x, Last @ North Florida (1/24/18)
ASUN	10 @ North Florida (1/24/18)

### FREE THROWS MADE

Career	6 vs. Stetson (2/26/18)
Season	6 vs. Stetson (2/26/18)
ASUN	5, 2x, Last vs. Kennesaw State (2/15/18)

### FREE THROWS ATTEMPTED

Career	10 vs. Stetson (2/26/18)
Season	10 vs. Stetson (2/26/18)
ASUN	5, 4x, Last vs. Kennesaw State (2/15/18)

### MINUTES

Career	33 @ #13 Michigan State (11/20/16)
Season	25, 3x, Last @ FIU (12/19/17)
ASUN	27 vs. USC Upstate (1/19/17)

## MISCELLANEOUS

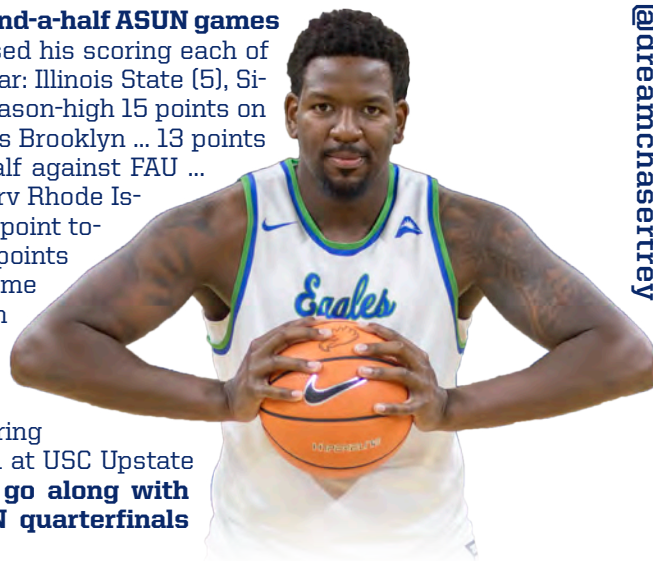
	Season	Career
Double-Doubles		4
20+ Points		1
Team Leader Scoring	1	4
10+ Rebounds	1	6
5+ Offensive Rebounds	2	4
10+ Defensive Rebounds		
Games W/ A Block	4	18
Multi-Block Games		5

## CAREER STATS

			Total		3-Point		F-Throws		Rebounds											Scoring	
Season	gp-gs	min/avg	fg-fga	pct	fg-fga	pct	ft-fa	pct	off	def	tot	avg	pf	fo	ast	to	blk	stl	pts	avg	
2014-15*	3-0	9/3.0	1-1	1.000	0-0	.000	0-0	.000	0	2	2	0.7	2	0	0	0	0	0	2	0.7	
2015-16	34-16	562/16.5	112-207	.541	0-1	.000	45-72	.625	59	119	178	5.2	101	1	23	36	14	14	269	7.9	
2016-17	34-11	492/14.5	79-141	.560	1-1	1.000	26-39	.667	42	75	117	3.4	80	1	13	35	6	10	185	5.4	
2017-18	32-19	555/17.3	93-161	.578	0-0	.000	42-62	.677	61	100	161	5.0	78	3	33	31	4	14	228	7.1	
TOTAL	100-46	1609/16.1	284-509	.558	1-2	.500	113-173	.653	162	294	456	4.6	259	5	69	102	24	38	682	6.8	
All*	103-46	1618/15.7	285-510	.559	1-2	.500	113-173	.653	162	296	458	4.4	261	5	69	102	24	38	684	6.6	

## NOTEWORTHY

Did not play in the first two-and-a-half ASUN games due to a foot injury ... increased his scoring each of the first three games of the year: Illinois State (5), Siena (7), Bowling Green (8) ... season-high 15 points on 7-9 shooting against St. Francis Brooklyn ... 13 points and six rebounds in the 1st half against FAU ... led the team with 14 points at rv Rhode Island - then his second-highest point total of the year ... double-figure points in only his second ASUN game this year with 10 against North Florida at home ... most points versus an ASUN opponent this year with 12 at NJIT ... only consecutive double-figure scoring performances this year with 11 at USC Upstate ... **season-high 18 points to go along with eight rebounds in the ASUN quarterfinals against USC Upstate.**



@dreamchasertray

## GAME-BY-GAME STATS

Opponent	Date	gs	min	Total		3-Pointers		Free throws		Rebounds											
				fg-fga	pct	3fg-fga	pct	ft-fa	pct	off	def	tot	avg	pf	a	t/o	blk	stl	pts	avg	
ILLINOIS STATE	11/11/17		18	2-3	.667	0-0	.000	1-2	.500	5	3	8	8.0	2	2	2	0	1	5	5.0	
at Siena	11/13/17	*	17	3-5	.600	0-0	.000	1-1	1.000	3	5	8	8.0	3	2	1	0	2	7	6.0	
at Bowling Green	11/18/17	*	16	4-5	.800	0-0	.000	0-1	.000	1	1	2	6.0	5	0	1	0	1	8	6.7	
at Middle Tennessee	11/21/17		16	3-4	.750	0-0	.000	0-1	.000	2	1	3	5.3	4	0	1	0	0	6	6.5	
DENVER	11/24/17	*	14	2-4	.500	0-0	.000	0-0	.000	0	1	1	4.4	3	0	0	1	0	4	6.0	
NAVY	11/25/17		14	3-3	1.000	0-0	.000	0-0	.000	0	1	1	3.8	1	1	2	1	1	6	6.0	
ST. FRANCIS BROOKLYN	11/26/17		20	7-9	.778	0-0	.000	1-2	.500	4	3	7	4.3	4	2	1	0	0	15	7.3	
WEBBER INTERNATIONAL	11/29/17		16	2-3	.667	0-0	.000	4-4	1.000	3	5	8	4.8	1	3	2	0	0	8	7.4	
MIDDLE TENNESSEE	12/2/17	*	25	2-5	.400	0-0	.000	0-0	.000	0	4	4	4.7	5	0	2	0	0	4	7.0	
FAU	12/5/17	*	24	5-9	.556	0-0	.000	3-4	.750	1	5	6	4.8	5	1	1	1	0	13	7.6	
at rv UT Arlington	12/9/17	*	10	1-3	.333	0-0	.000	0-0	.000	1	3	4	4.7	3	0	1	0	0	2	7.1	
ORAL ROBERTS	12/16/17	*	25	3-4	.750	0-0	.000	0-0	.000	3	2	5	4.8	3	1	0	0	1	6	7.0	
at FIU	12/19/17	*	25	4-5	.800	0-0	.000	4-7	.571	3	5	8	5.0	4	3	2	0	0	12	7.4	
at #11 Wichita State	12/22/17	*	19	0-1	.000	0-0	.000	0-0	.000	2	3	5	5.0	2	1	0	0	1	0	6.9	
at rv Rhode Island	12/27/17	*	20	6-10	.600	0-0	.000	2-3	.667	1	1	2	4.8	0	0	2	0	0	14	7.3	
FLORIDA MEMORIAL	12/29/17	*	18	1-1	1.000	0-0	.000	0-0	.000	1	4	5	4.8	2	1	1	0	2	2	7.0	
FLORIDA TECH	12/31/17	*	16	1-3	.333	0-0	.000	2-4	.500	1	2	3	4.7	4	0	1	0	0	4	6.8	
NJIT	1/13/18		3	1-2	.500	0-0	.000	0-0	.000	0	0	0	4.4	2	1	0	0	0	2	6.6	
at Lipscomb	1/18/18		16	5-9	.556	0-0	.000	1-3	.333	2	5	7	4.6	3	0	1	0	0	11	6.8	
at Kennesaw State	1/20/18		24	4-7	.571	0-0	.000	1-2	.500	0	5	5	4.6	3	1	2	0	0	9	6.9	
at North Florida	1/24/18	*	24	4-10	.400	0-0	.000	1-2	.500	4	6	10	4.9	1	2	2	0	1	9	7.0	
JACKSONVILLE	1/27/18	*	6	0-0	.000	0-0	.000	0-0	.000	0	2	2	4.7	0	1	0	0	0	0	6.7	
NORTH FLORIDA	1/29/18		11	5-7	.714	0-0	.000	0-0	.000	3	1	4	4.7	1	0	0	0	0	10	6.8	
at Jacksonville	2/3/18		11	0-2	.000	0-0	.000	2-2	1.000	2	4	6	4.8	2	0	1	0	0	2	6.6	
at NJIT	2/8/18	*	18	4-7	.571	0-0	.000	4-4	1.000	3	1	4	4.7	4	0	2	0	0	12	6.8	
at USC Upstate	2/10/18	*	19	5-6	.833	0-0	.000	1-1	1.000	0	6	6	4.8	2	0	0	0	1	11	7.0	
KENNESAW STATE	2/15/18	*	22	2-3	.667	0-0	.000	5-5	1.000	1	6	7	4.9	0	3	2	0	1	9	7.1	
LIPSCOMB	2/17/18	*	18	1-5	.200	0-0	.000	0-0	.000	2	2	4	4.8	3	1	0	0	1	2	6.9	
at Stetson	2/22/18		16	0-5	.000	0-0	.000	0-0	.000	1	4	5	4.8	1	4	0	1	0	0	6.7	
USC UPSTATE	2/26/18		20	6-8	.750	0-0	.000	6-10	.600	4	4	8	4.9	2	1	1	0	0	18	7.0	
NORTH FLORIDA	3/1/18		15	3-7	.429	0-0	.000	0-0	.000	3	2	5	4.9	0	2	0	0	1	6	7.0	
LIPSCOMB	3/4/18	*	19	4-6	.667	0-0	.000	3-4	.750	5	3	8	5.0	3	0	0	0	0	11	7.1	
Totals			19	555	93-161	.578	0-0	.000	42-62	.677	61	100	161	5.0	78	33	31	4	14	228	7.1



# PROGRAM CAREER LEADERS

## POINTS

1. 1835 - Bernard Thompson (134 Games) - 2011-15
2. 1477 - Brett Comer (137 Games) - 2011-15
3. 1367 - Ryan Hopkins (88 Games) - 2002-05
- 4. 1321 - ZACH JOHNSON (102 GAMES) - 2015-**
5. 1306 - Chase Fieler (134 Games) - 2010-14
- 6. 1303 - CHRISTIAN TERRELL (135 GAMES) - 2014-**
- 7. 1243 - BRANDON GOODWIN (67 GAMES) - 2016-**
8. 1241 - Sherwood Brown (119 Games) - 2009-13
9. 1086 - Casey Wohlleb (87 Games) - 2005-08
10. 1084 - Marc-Eddy Norelia (92 Games) - 2014-17

## REBOUNDS

1. 714 - Chase Fieler (253o-461d) - 2010-14
2. 623 - Bernard Thompson (170o-453d) - 2011-15
3. 611 - Marc-Eddy Norelia (197o-414d) - 2014-17
4. 589 - Sherwood Brown (179o-410d) - 2009-13
5. 570 - Adam Liddell (159o-411d) - 2005-08
6. 536 - Demetris Morant (207o-329d) - 2014-17
- 7. 503 - CHRISTIAN TERRELL (102o, 401d) - 2014-**
- 8. 456 - ANTRAVIOUS SIMMONS (162o, 294d) - 2015-**
9. 453 - Brett Comer (103o-350d) - 2011-15
10. 382 - Anthony Banks (206o-176d) - 2008-11

## STEALS

1. 262 - Bernard Thompson - 2011-15
2. 194 - Bryan Crislip - 2002-05
3. 181 - Brett Comer - 2011-15
4. 155 - Rob Quaintance - 2006-08
- 5. 144 - ZACH JOHNSON - 2015-**
6. 120 - Sherwood Brown - 2009-13
7. 117 - Yavney Neptune - 2004-08
8. 108 - Chase Fieler - 2010-14
9. 106 - Gabe Pean - 2002-06
- 10. 105 - CHRISTIAN TERRELL - 2014-**

## FIELD GOALS MADE

1. 636 - Bernard Thompson (134 Games) - 2011-15
2. 536 - Brett Comer (137 Games) - 2011-15
3. 487 - Chase Fieler (134 Games) - 2010-14
- 4. 473 - ZACH JOHNSON (102 GAMES) - 2015-**
- 5. 469 - CHRISTIAN TERRELL (135 GAMES) - 2014-**
6. 462 - Ryan Hopkins (88 Games) - 2002-05
7. 447 - Sherwood Brown (119 Games) - 2009-13
- 8. 435 - BRANDON GOODWIN (67 GAMES) - 2016-**
9. 430 - Marc-Eddy Norelia (92 Games) - 2014-17
10. 378 - Casey Wohlleb (87 Games) - 2005-08

#DunkCity

## FIELD GOAL % (MIN. 200 MADE)

1. .666 - Demetris Morant (275-413) - 2014-17
- 2. .558 - ANTRAVIOUS SIMMONS (284-509) - 2015-**
3. .535 - Marc-Eddy Norelia (430-803) - 2014-17
4. .524 - Anthony Banks (317-605) - 2008-11
5. .523 - Robinson Tisme (294-562) - 2002-04
6. .502 - Chase Fieler (487-971) - 2010-14
- 7. .493 - BRANDON GOODWIN (435-882) - 2016-**
8. .486 - Kyle Marks (202-416) - 2008-10
9. .472 - Adam Liddell (321-680) - 2005-08
10. .456 - Sherwood Brown (447-981) - 2009-13

## 3-POINTERS MADE

1. 355 - Ryan Hopkins (88 games) - 2002-05
2. 219 - Bernard Thompson (134 games) - 2011-15
3. 182 - Filip Cvjeticanin (131 games) - 2011-14,15-16
4. 178 - Christophe Varidel (99 games) - 2010-13
5. 174 - Bryan Crislip (89 games) - 2002-05
- 6. 171 - CHRISTIAN TERRELL (135 GAMES) - 2014-**
7. 157 - Sherwood Brown (119 games) - 2009-13
- 8. 147 - ZACH JOHNSON \* (102 GAMES) - 2015-**
9. 130 - Reed Baker (74 games) - 2008-11
10. 118 - Delvin Franklin (62 games) - 2007-09

\* Also ranked 4th in 3PT% at .371 (147-396)

## FREE THROWS MADE

1. 344 - Bernard Thompson (134 Games) - 2011-15
2. 304 - Brett Comer (137 Games) - 2011-15
- 3. 277 - BRANDON GOODWIN \* (67 GAMES) - 2016-**
4. 231 - Reed Baker (74 Games) - 2008-11
5. 229 - Chase Fieler (134 Games) - 2010-14
6. 223 - Marc-Eddy Norelia (92 Games) - 2014-17
- 7. 228 - ZACH JOHNSON (102 GAMES) - 2015-**
8. 216 - Casey Wohlleb (87 Games) - 2005-08
9. 195 - Bryan Crislip (89 Games) - 2002-05
- 10. 194 - CHRISTIAN TERRELL (135 GAMES) - 2015-**

\* Also ranked 2nd in FT% at .769 (277-360; MIN. 200 MADE)

## ASSISTS

1. 845 - Brett Comer - 2011-15
2. 606 - Bryan Crislip - 2002-05
3. 337 - Rob Quaintance - 2006-08
- 4. 319 - ZACH JOHNSON - 2015-**
- 5. 296 - BRANDON GOODWIN - 2016-**
- 6. 290 - CHRISTIAN TERRELL - 2014-**
7. 246 - Bernard Thompson - 2011-15
8. 225 - Gabe Pean - 2002-06
9. 203 - Chase Fieler - 2010-14
10. 192 - Reggie Chambers - 2008-10





# SPECIALTY STATS

Opponent	T/O	2ndCh	Paint	FastB	Bench	Ties	Leads	WL	Score	Leads overcome
Illinois State	18	15	48	21	18	2	6	W	98-87	trailed by 6 1st
Siena	21	15	50	17	25	1	1	W	86-53	trailed by 3 1st
Bowling Green	11	16	44	10	18	2	3	L	80-83	lost 13 1st
Middle Tennessee	13	6	34	2	18	0	0	L	72-85	lost 2 1st
Denver	24	11	35	7	22	1	5	W	79-71	trailed by 4 1st
Navy	8	14	36	6	14	0	5	W	70-54	trailed by 4 1st
St. Francis Brooklyn	11	16	48	13	25	0	0	W	75-51	
Webber International	24	29	70	28	47	0	0	W	115-61	
Middle Tennessee	24	5	30	8	14	1	1	L	76-81	lost 12 1st
FAU	8	11	42	5	26	2	3	L	88-92	lost 14 1st
rv UT Arlington	24	9	26	4	27	3	3	W	85-78	trailed by 7 1st
Oral Roberts	12	9	22	5	25	0	1	L	64-83	lost 3 1st
FIU	10	12	34	15	20	1	3	L	88-91	lost 11 2nd
#11 Wichita State	19	12	28	5	18	2	3	L	65-75	lost 7 2nd
rv Rhode Island	5	11	36	0	20	3	3	L	60-80	lost 4 1st
Florida Memorial	15	9	42	10	33	0	1	W	76-42	trailed by 1 1st
Florida Tech	16	4	38	10	33	3	2	W	62-54	trailed by 2 1st
Stetson	18	10	28	16	27	2	2	W	90-52	trailed by 2 1st
USC Upstate	13	6	40	20	18	1	1	W	75-58	trailed by 3 1st
NJIT	21	15	38	12	12	1	2	W	68-54	trailed by 2 1st
Lipscomb	19	2	34	9	26	2	3	W	88-83	trailed by 18 2nd
Kennesaw State	11	9	40	14	22	0	2	W	66-49	trailed by 4 1st
North Florida	18	13	56	8	34	2	1	W	96-87	trailed by 2 1st
Jacksonville	11	14	48	10	22	2	4	W	68-62	trailed by 2 1st
North Florida	24	18	66	22	48	1	1	W	103-70	trailed by 3 1st
Jacksonville	25	14	46	10	8	0	1	W	80-55	trailed by 1 1st
NJIT	18	8	26	8	19	0	2	W	75-70	trailed by 1 1st
USC Upstate	26	5	56	10	37	0	1	W	88-71	trailed by 18 1st
Kennesaw State	28	13	56	16	31	1	1	L	93-97	lost 8 1st
Lipscomb	32	14	44	4	7	1	1	L	87-90	lost 6 1st
Stetson	4	11	38	2	17	0	0	W	76-60	
USC Upstate	15	9	40	8	29	2	3	W	96-76	trailed by 4 1st
North Florida	34	18	42	14	24	3	2	W	95-72	trailed by 9 1st
Lipscomb	27	30	26	2	8	1	0	L	96-108	lost 2 1st
Totals	607	413	1387	351	792	40				
Average/Game	17.9	12.1	40.8	10.3	23.3	1.2				
Opponent	507	389	980	199	627	65				
Average/Game	14.9	11.4	28.8	5.9	18.4	1.9				

Entering this season - in four years under Doolley - FGCU had surrendered a double-figure lead and lost a game just four times. This year alone, the Eagles have lost four double-figure leads. The four double-figure leads lost are the most in a single season since the 2012-13 team surrendered five such advantages.

## CHARGES TAKEN

Brandon Goodwin: 9  
Michael Gilmore: 1

Christian Terrell: 9  
Ricky Doyle: 2

RaySean Scott Jr.: 8  
Christian Carlyle: 1  
Zach Johnson: 1

## STATISTICAL TRENDS

Games Decided By:  
5 Points Or Less: 2-6  
6-10 Points: 5-1  
11-15 Points: 2-2  
16-20 Points: 5-2  
20+ Points: 9-0

Shooting 40% Or Better: 23-10  
Shooting Less Than 40%: 0-1  
Opponent 40% Or Better: 10-10  
Opponent Less Than 40%: 13-1  
Shooting Better Than Opponent: 21-3  
Shooting Worse Than Opponent: 2-8

Scoring 80 Or More Points: 12-6  
Scoring 70-79 Points: 7-2  
Scoring 60-69 Points: 4-3  
Scoring 50-59 Points: 0-0  
Scoring 49 Or Fewer Points: 0-0

Leading At The Half: 21-3  
Trailing At The Half: 2-8  
Tied At The Half: 0-0

Outrebounding Opponent: 19-3  
Opponent Outrebounds: 4-8  
Rebounds Tied: 0-0

Largest Margin Of Victory:  
54 vs. Webber International  
Smallest Margin Of Victory:  
5, 2x, Last @ NJIT  
Largest Margin Of Defeat:  
20 @ rv Rhode Island  
Smallest Margin Of Defeat:  
3, 3x, Last vs. Lipscomb

Leading With 5 Minutes Left: 23-0  
Trailing With 5 Minutes Left: 0-11  
Tied With 5 Minutes Left: 0-0

More Turnovers Than Opponent: 11-5  
Fewer Turnovers Than Opponent: 11-5  
Same Turnovers As Opponent: 1-1



# THE BASICS

## ABOUT FGCU

School.....	Florida Gulf Coast University (FGCU)
City.....	Fort Myers, FL
Established.....	Founded: 1991   First Classes: 1997
Enrollment.....	14,970
Nickname.....	Eagles
Colors.....	Green & Blue
Facility (Capacity).....	Alico Arena (4,633: 4,333 Seats + 300 SR)
Program's First Season.....	2002-03
First Year in Division I... 2007-08 (Postseason Eligible: 2011-12)	
Conference.....	ASUN

## PROGRAM INFORMATION

2016-17 Overall/ASUN Record .....	26-8/12-2 (1st Place)
2016-17 Postseason .....	NCAA Tournament (14 Seed)
..... First Round: L, 86-80 vs. 3 Florida State	
Letterwinners Returning/Lost .....	8/7
Starters Returning/Lost .....	4/1
Newcomers Eligible.....	11 (3 Transfers Sitting Out; 2 Walk-Ons)
Seniors .....	4 (1 Walk-On)
Juniors .....	7 (2 Transfers Sitting Out; 1 Walk-On)
Sophomores .....	4 (1 Walk-On)
Freshmen .....	4 (2 Walk-Ons)
All-Time Record (2002-03-Current).....	308-206
Division I Record (2007-08-Current).....	194-167
ASUN Record (2007-08-Current).....	103-83
All-Time Home Record.....	205-66
All-Time Road Record .....	90-131
All-Time Neutral Record .....	13-9
ASUN Tournament Record (Appearances) .....	16-4 (7)
NCAA Tournament Record (Appearances).....	3-3 (3)
NIT Record (Appearances) .....	0-1 (1)
CIT Record (Appearances).....	0-1 (1)

• FGCU has won a combined **68** conference regular season and tournament titles **IN ONLY 10+ YEARS** in Division I as a member of the ASUN Conference & Coastal Collegiate Sports Association (women's swimming & diving).

• In just **6+ YEARS** of D-I postseason eligibility, FGCU has sent **21 TEAMS** to the NCAA Tournament, while men's golf (2012, 2013, 2015), swimming (2012, 2013, 2014, 2015, 2016, 2017) and men's tennis (2014) have had an individual(s) participate in their respective NCAA Championship, bringing **THE TOTAL NCAA APPEARANCES FOR FGCU TO 31**.

• In 2016-17, FGCU won 10 regular season or tournament conference championships, with men's soccer winning its **FIRST NCAA TOURNAMENT** game, baseball winning a game in its **FIRST NCAA REGIONAL** and swimming & diving earning an eighth CCSA Championship in nine years.

• FGCU claimed its fourth **ASUN ALL-SPORTS TROPHY** in five years in 2016-17 and posted a record **6TH-PLACE FINISH** in the DI-AAA Learfield Directors' Cup.

• The Eagles had **SEVEN STUDENT-ATHLETES SIGN PROFESSIONAL CONTRACTS IN 2016**, including Whitney Knight (WNBA, Los Angeles Sparks), Rodrigo Saravia (MLS, Columbus Crew SC), Aaron Guillen (MLS, FC Dallas) and Jake Noll (MLB, Washington Nationals).

• FGCU's student-athlete population earned a **NEAR-RECORD-TYING CUMULATIVE GPA OF 3.25** for the Fall 2017 semester, which surpassed that of the overall FGCU student body (3.06) for the 17th-consecutive semester.

## CHRIS SALE

• 2010 Collegiate Baseball Player of the Year with FGCU

• 13th overall selection in the 2010 MLB Draft

• 6x AL All-Star ('15, '16 Starter)

• 2013 All-Star Game-Winning Pitcher



## BROOKE SWEAT

• Partner in one of just two USA Olympic Beach Volleyball pairs in Rio 2016

• 2x AVP Defensive Player of the Year





# BOX SCORES

## G1 vs. ILLINOIS STATE

### Illinois State 87 • 0-1

#	Player	Total		3-Ptr	Rebounds			PF	TP	A	TO	Blk	Stl	Min	
		FG-FGA	FG-FGA	FT-FTA	Off	Def	Tot								
10	Fayne, Phil	f	11-18	0-0	2-7	2	2	4	3	24	1	0	2	36	
52	Yarborough, Milik	f	3-8	0-0	2-5	1	7	8	1	8	10	4	1	30	
03	Evans, Keyshawn	g	10-17	7-13	1-1	0	2	2	5	28	7	2	0	33	
23	Tinsley, William	g	1-4	1-4	0-0	0	4	4	3	3	2	0	2	29	
25	Williams, Madison	g	2-4	1-2	0-0	0	0	0	4	5	1	1	0	20	
00	Gassman, Isaac		0-0	0-0	0-0	0	1	1	2	0	1	1	0	15	
24	Martin, Jerron		1-6	1-3	2-3	0	1	1	3	5	1	3	0	15	
30	Litwiller, Luke		0-0	0-0	0-0	0	0	0	0	0	0	0	0	1	
32	Bruninga, Taylor		5-8	4-7	0-0	0	2	2	5	14	1	0	0	21	
Team						2	0	2							
Totals			33-65	14-29	7-16	5	19	24	26	87	24	11	5	3	200
FG % 1st Half: 16-35		45.7%	2nd half: 17-30		56.7%	Game: 33-65		50.8%							Deadball Rebounds 4.1
3FG % 1st Half: 6-15		40.0%	2nd half: 8-14		57.1%	Game: 14-29		48.3%							
FT % 1st Half: 4-7		57.1%	2nd half: 3-9		33.3%	Game: 7-16		43.8%							

### FGCU 98 • 1-0

#	Player		Total		3-Ptr	Rebounds			PF	TP	A	TO	Blk	Stl	Min
			FG-FGA	FG-FGA		FT-FTA	Off	Def							
15	DOYLE, Ricky	f	3-3	0-0	2-3	0	1	1	5	8	0	1	0	0	9
00	GOODWIN, Brandon	g	6-13	0-1	9-12	2	6	8	0	21	7	2	0	3	36
05	JOHNSON, Zach	g	8-19	3-12	8-9	1	3	4	0	27	4	3	1	4	39
11	TERRELL, Christian	g	6-12	1-2	0-0	0	8	8	1	13	1	2	2	1	38
23	CARLYLE, Christian	g	2-3	0-0	7-10	4	5	9	3	11	1	1	2	0	25
21	ERNST, Brady		1-1	0-0	0-1	0	3	3	2	2	0	0	0	0	11
31	MERCURIUS, Dinero		4-11	3-8	0-0	1	1	2	3	11	1	0	0	0	24
32	SIMMONS, Antravious		2-3	0-0	1-2	5	3	8	2	5	2	2	0	1	18
Team						4	1	5							
Totals			32-65	7-23	27-37	17	31	48	16	98	16	12	5	9	200
FG % 1st Half: 16-32 50.0% 2nd half: 16-33 48.5% Game: 32-65 49.2% Deadball Rebounds															
3FG % 1st Half: 2-9 22.2% 2nd half: 5-14 35.7% Game: 7-23 30.4%															
FT % 1st Half: 11-14 78.6% 2nd half: 16-23 69.6% Game: 27-37 73.0%															
6.1															

Officials: John Hampton (R), Jose A. Carrion, Archibald Whaley  
Technical fouls: Illinois State-None. FGCU-None.  
Attendance: 4335  
Season Opener

Score by periods	1st	2nd	Total
Illinois State	42	45	87
FGCU	45	53	98

Points	In	Off	2nd	Fast	Bench
Illinois State	34	16	2	3	19
FGCU	48	18	15	21	18

Last FG - ILS 2nd-03:29, FGCU 2nd-00:51.  
Largest lead - ILS by 6 1st-10:19, FGCU by 11 2nd-00:26.  
ILS led for 06:59, FGCU led for 28:56. Game was tied for 04:05.

Score tied - 8 times.  
Lead changed - 12 times.

## G3 @ BOWLING GREEN

### FGCU 80 • 2-1

#	Player		Total		3-Ptr		Rebounds			PF	TP	A	TO	Blk	Stl	Min
			FG-FGA	FG-FGA	FT-FTA	Off	Def	Tot								
15	DOYLE, Ricky	f	5-9	0-1	1-1	3	4	7	4	11	0	1	1	1	18	
32	SIMMONS, Antravious	f	4-5	0-0	0-1	1	1	2	5	8	0	1	0	1	16	
00	GOODWIN, Brandon	g	4-16	1-6	8-10	1	6	7	1	17	5	2	0	1	33	
05	JOHNSON, Zach	g	2-10	0-3	4-4	0	5	5	2	8	4	6	0	2	34	
11	TERRELL, Christian	g	8-11	2-4	0-0	0	5	5	4	18	2	1	2	0	33	
03	ROGERS, Darnell		0-0	0-0	0-0	0	0	0	0	0	0	0	0	0	2	
13	SCOTT Jr, RaySean		1-4	0-2	0-0	0	2	2	3	2	1	1	1	0	9	
21	ERNST, Brady		1-1	0-0	0-1	0	2	2	1	2	0	0	0	0	7	
23	CARLYLE, Christian		1-6	0-0	0-0	1	2	3	2	2	1	1	1	0	17	
30	THOMAS, Brian		1-1	0-0	1-2	3	2	5	0	3	0	1	0	0	8	
31	MERCURIUS, Dinero		3-8	3-7	0-0	0	2	2	1	9	0	2	0	1	23	
Team						2	0	2								
Totals			30-71	6-23	14-19	11	31	42	23	80	13	16	5	6	200	
FG % 1st Half: 17-35 48.6% 2nd half: 13-36 36.1% Game: 30-71 42.3%																
3FG % 1st Half: 2-8 25.0% 2nd half: 4-15 26.7% Game: 6-23 26.1%																
FT % 1st Half: 7-11 63.6% 2nd half: 7-8 87.5% Game: 14-19 73.7%																

### Bowling Green 83 • 2-1

#	Player		Total		3-Ptr	Rebounds			PF	TP	A	TO	Blk	Stl	Min	
			FG-FGA	FG-FGA		FT-FTA	Off	Def								Tot
01	WIGGINS, Demajeo	f	6-11	0-0	2-3	2	5	7	5	14	0	3	0	1	18	
40	KOCH, Derek	f	2-6	0-1	5-8	3	8	11	2	9	2	3	0	0	29	
03	CALDWELL, Rodrick	g	5-10	1-3	0-0	1	0	1	1	11	1	1	0	0	24	
05	FRYE, Dylan	g	3-11	2-5	7-8	1	5	6	2	15	2	1	0	0	32	
10	TURNER, Justin	g	6-14	2-3	6-8	1	6	7	2	20	1	5	0	4	36	
00	CUMMINGS, Nelly		3-5	0-0	1-2	0	1	1	2	7	1	0	0	0	19	
13	UUJ, Jeffrey		0-1	0-0	1-2	1	0	1	1	1	0	0	0	1	6	
24	FOX, Matt		0-2	0-1	0-0	1	3	4	1	0	3	0	1	1	17	
25	PLOWDEN, Daeqwon		2-6	1-2	1-2	1	2	3	0	6	0	0	0	0	16	
52	GADSON, Joniya		0-0	0-0	0-0	0	1	1	3	0	0	1	3	0	3	
Team						1	3	4								
Totals				27-66	6-15	23-33	12	34	46	19	83	10	14	4	7	200
FG % 1st Half: 12-37			32.4%	2nd half: 15-29		51.7%	Game: 27-66		40.9%	Deadball						
3FG % 1st Half: 3-10			30.0%	2nd half: 3-5		60.0%	Game: 6-15		40.0%	Rebounds						
FT % 1st Half: 13-18			72.2%	2nd half: 10-15		66.7%	Game: 23-33		69.7%	6						

Officials: Steve McJunkins, Paul Szeic, Bart Wegenke  
Technical fouls: FGCU-None. Bowling Green-GADSON, Joniya.  
Attendance: 2440

Score by periods	1st	2nd	Total
FGCU	43	37	80
Bowling Green	40	43	83

Points	In	Off	2nd	Fast	Bench
FGCU	44	11	16	10	18
BGSU	42	16	18	5	14

Last FG - FGCU 2nd-00:44, BGSU 2nd-00:01.  
Largest lead - FGCU by 13 1st-10:15, BGSU by 6 2nd-01:17.  
FGCU led for 21:51, BGSU led for 17:03. Game was tied for 01:06.

Score tied - 3 times.  
Lead changed - 7 times.

## G2 @ SIENA

### FGCU 86 • 2-0

#	Player		Total		3-Ptr	Rebounds			PF	TP	A	TO	Blk	Stl	Min
			FG-FGA	FG-FGA	FT-FTA	Off	Def	Tot							
15	DOYLE, Ricky	f	3-7	0-1	3-6	6	5	11	1	9	3	0	1	1	27
32	SIMMONS, Antravious	f	3-5	0-0	1-1	3	5	8	3	7	2	1	0	2	17
00	GOODWIN, Brandon	g	6-13	1-6	3-3	0	2	2	2	16	4	6	0	2	26
05	JOHNSON, Zach	g	6-13	0-4	1-1	2	1	3	2	13	1	1	0	1	31
11	TERRELL, Christian	g	7-7	2-2	0-0	0	5	5	3	16	1	0	0	0	23
03	ROGERS, Darnell		0-0	0-0	0-0	0	0	0	0	0	1	0	0	0	6
20	McADOO, Ryan		0-1	0-0	0-0	0	1	1	0	0	0	2	0	1	2
21	ERNST, Brady		0-3	0-0	1-2	0	2	2	2	1	1	1	0	1	14
23	CARLYLE, Christian		1-3	0-0	4-6	4	1	5	5	6	1	2	0	1	18
30	THOMAS, Brian		1-2	0-0	0-0	0	1	1	1	2	0	0	2	0	11
31	MERCURIUS, Dinero		5-9	3-7	1-1	0	3	3	0	14	2	1	0	1	23
33	MAHONEY, Dolan		1-1	0-0	0-0	0	0	0	1	2	0	0	0	0	2
Team						3	4	7							
Totals			33-64	6-20	14-20	18	30	48	20	86	16	14	3	10	200
FG % 1st Half: 14-27 51.9%															
2nd half: 19-37 51.4%															
Game: 33-64 51.6%															
3FG % 1st Half: 4-7 57.1%															
2nd half: 2-13 15.4%															
Game: 6-20 30.0%															
FT % 1st Half: 8-10 80.0%															
2nd half: 6-10 60.0%															
Game: 14-20 70.0%															
															Deadball Rebound 3.2





## G5 vs. DENVER

**Denver 71 • 1-3**

#	Player	Total			3-Ptr			Rebounds			PF	TP	A	TO	Blk	Stl	Min
		FG-FGA	FG-FGA	FT-FTA	Off	Def	Tot										
00	Ade Murkey	*	1-3	0-0	0-0	2	2	4	3	2	5	0	1	0	32		
02	Joe Rosga	*	4-11	1-7	0-0	0	2	2	0	9	4	4	0	1	37		
05	Jake Pemberton	*	5-8	3-4	2-2	0	3	3	2	15	1	3	0	1	36		
11	Jake Krafka	*	3-5	0-2	0-0	1	1	2	4	6	1	4	0	0	19		
44	Daniel Amigo	*	7-13	1-3	3-6	2	8	10	5	18	2	2	0	1	29		
03	Elvin Rodriguez		1-4	0-1	5-7	0	1	1	2	7	0	1	0	0	11		
10	Jake Holtzmann		0-1	0-1	0-0	0	1	1	0	0	1	0	0	0	4		
24	Christian Mackey		5-6	0-0	0-0	3	3	6	4	10	0	1	0	0	17		
32	Abiola Akintola		2-4	0-0	0-1	1	1	2	2	4	0	0	0	2	15		
Team						3	0	3				1					
Totals			28-55	5-18	10-16	12	22	34	22	71	14	16	1	5	200		

FG % 1st Half: 13-24 54.2% 2nd half: 15-31 48.4% Game: 28-55 50.9% Deadball Rebounds 2  
 3FG % 1st Half: 3-10 30.0% 2nd half: 2-8 25.0% Game: 5-18 27.8%  
 FT % 1st Half: 3-7 42.9% 2nd half: 7-9 77.8% Game: 10-16 62.5%

**FGCU 79 • 3-2**

#	Player	Total		3-Ptr		Rebounds			PF	TP	A	TO	Blk	Stl	Min
		FG-FA	FG-FA	FT-FTA	Off	Def	Tot								
00	GOODWIN, Brandon	*	5-12	3-9	3-4	0	4	4	1	16	3	2	0	1	34
05	JOHNSON, Zach	*	5-9	3-5	7-9	0	2	2	3	20	1	1	0	4	31
11	TERRELL, Christian	*	5-11	2-6	4-5	0	4	4	0	16	5	4	0	0	33
15	DOYLE, Ricky	*	0-0	0-0	1-2	0	2	2	4	1	1	1	1	2	13
32	SIMMONS, Antravious	*	2-4	0-0	0-0	0	1	1	3	4	0	0	1	0	14
03	ROGERS, Darnell		0-3	0-2	0-0	1	0	1	1	0	3	0	0	0	13
13	SCOTT Jr, RaySean		7-8	0-0	1-1	5	3	8	2	15	0	0	1	0	26
21	ERNST, Brady		1-2	0-0	2-2	1	0	1	1	4	0	0	1	1	18
23	CARLYLE, Christian		1-5	1-2	0-0	1	0	1	2	3	3	1	0	0	18
31	MERCURIUS, Dinero		0-0	0-0	0-0	0	0	0	0	0	0	0	0	0	0+
Team						1	3	4							
Totals			26-54	9-24	18-23	9	19	28	17	79	16	9	4	8	200

FG % 1st Half: 14-28 50.0% 2nd half: 12-26 46.2% Game: 26-54 48.1% Deadball Rebounds 2  
 3FG % 1st Half: 5-15 33.3% 2nd half: 4-9 44.4% Game: 9-24 37.5%  
 FT % 1st Half: 2-4 50.0% 2nd half: 16-19 84.2% Game: 18-23 78.3%

Officials: Landon Brandes (R), Christopher Merlo, Kenny Totten

Technical fouls: Denver-None. FGCU-None.

Attendance: 3517

Homewood Suites FGCU Shootout: Game 2

FGCU Ranked #13 In CollegeInsider.com Mid Major Top 25

Score by periods	1st	2nd	Total							
Denver	32	39	71	Points	In Paint	Off T/O	2nd Chance	Fast Break	Bench	
FGCU	35	44	79	DENMBB	32	7	14	2	21	
				FGCU	35	24	11	7	22	

Last FG - DENMBB 2nd-00:22, FGCU 2nd-00:13.  
 Largest lead - DENMBB by 4 1st-16:35, FGCU by 10 2nd-00:10.  
 DENMBB led for 04:06. FGCU led for 29:15. Game was tied for 06:39.

Score tied - 7 times.  
 Lead changed - 10 times.

## G7 vs. ST. FRANCIS BROOKLYN

**St. Francis Brooklyn 51 • 1-5**

#	Player		Total		3-Ptr		Rebounds			PF	TP	A	TO	Blk	Stl	Min
			FG-FGA	FG-FGA	FT-FTA	Off	Def	Tot								
00	DUNN, Rasheem	*	5-11	0-3	0-0	0	2	2	1	10	1	3	0	1	29	
10	SANABRIA, Glenn	*	1-6	0-3	0-0	0	1	1	1	2	1	0	0	1	22	
11	NURSE, Josh	*	1-1	0-0	1-2	1	4	5	4	3	2	2	1	0	22	
14	JORDAN, Jalen	*	3-8	2-5	1-2	0	1	1	0	9	0	1	0	0	28	
33	LASIC, Jagos	*	0-1	0-0	0-0	0	1	1	0	0	0	1	0	0	4	
02	HAWKINS, Chauncey		0-1	0-1	1-3	0	1	1	2	1	1	1	0	0	15	
04	OLAFSSON, Gunnar		1-1	0-0	0-0	0	1	1	1	2	0	1	0	0	4	
05	EVANS, Yaradyah		1-4	0-2	2-3	0	4	4	1	4	0	1	0	0	20	
13	WILLIAMS, Keon		0-1	0-1	1-2	0	1	1	0	1	0	0	0	0	6	
15	NICHOLAS, Josh		2-5	0-2	0-0	0	0	0	1	4	0	0	1	1	17	
20	JOHNSON, Cori		3-7	0-0	2-4	1	3	4	1	8	0	1	0	0	18	
23	PORTER, Darelle		2-6	2-4	1-2	1	1	2	5	7	0	2	1	2	13	
24	HARRIS, Sam		0-0	0-0	0-0	0	0	0	0	0	0	0	0	0	1	
40	BECKFORD, Bryant		0-0	0-0	0-0	0	0	0	0	0	0	0	0	0	1	
Team							1	2	3			1				
Totals			19-52	4-21	9-18	4	22	26	17	51	5	14	3	6	200	

FG % 1st Half: 7-26 26.9% 2nd half: 12-26 46.2% Game: 19-52 36.5% Deadball Rebounds 7  
 3FG % 1st Half: 0-11 0.0% 2nd half: 4-10 40.0% Game: 4-21 19.0%  
 FT % 1st Half: 4-7 57.1% 2nd half: 5-11 45.5% Game: 9-18 50.0%

**FGCU 75 • 5-2**

#	Player	Total			3-Ptr		Rebounds			PF	TP	A	TO	Blk	Stl	Min
		FG-FGA	FG-FGA	FT-FTA	Off	Def	Tot									
00	GOODWIN, Brandon	* 2-13	1-4	0-0	0	4	4	1	5	2	2	0	0	0	27	
05	JOHNSON, Zach	* 3-12	0-1	2-2	0	4	4	0	8	3	1	0	0	0	28	
11	TERRELL, Christian	* 7-10	2-2	4-4	1	2	3	0	20	0	2	0	0	0	30	
13	SCOTT Jr, RaySean	* 3-3	0-0	1-1	2	8	10	2	7	2	0	1	0	1	19	
15	DOYLE, Ricky	* 5-7	0-0	0-0	1	1	2	3	10	3	1	0	1	0	18	
02	KO, Joshua	0-1	0-0	0-0	0	0	0	0	0	0	0	0	0	0	4	
03	ROGERS, Darnell	1-2	0-0	1-2	0	0	0	1	3	1	3	0	0	0	12	
20	McADOO, Ryan	0-0	0-0	0-2	0	1	1	0	0	0	1	0	0	0	2	
21	ERNST, Brady	* 0-1	0-0	3-4	0	0	0	1	3	0	0	0	0	0	19	
23	CARLYLE, Christian	* 1-3	0-0	2-2	0	3	3	3	4	2	0	0	0	0	19	
32	SIMMONS, Antravious	7-9	0-0	1-2	4	3	7	4	15	2	1	0	0	0	20	
33	MAHONEY, Dolan	0-0	0-0	0-0	0	0	0	0	0	0	0	0	0	0	2	
Team					4			5	9							
Totals		29-61	3-7	14-19	12	31	43	15	75	15	11	1	4	200		

FG % 1st Half: 15-35 42.9% 2nd half: 14-26 53.8% Game: 29-61 47.5% Deadball Rebounds 3  
 3FG % 1st Half: 2-6 33.3% 2nd half: 4-10 40.0% Game: 3-7 42.9%  
 FT % 1st Half: 3-4 75.0% 2nd half: 11-15 73.3% Game: 14-19 73.7%

Officials: Landon Brandes (R), Steven Anderson, Andy Nagy

Technical fouls: St. Francis Brooklyn-None. FGCU-None.

Attendance: 2929

Homewood Suites FGCU Shootout: Game 6

FGCU Ranked #13 In CollegeInsider.com Top 25

Score by periods	1st	2nd	Total									
St. Francis Brooklyn	18	33	51	Points	In	Off	2nd	Fast				
FGCU	35	40	75	SFBK	Paint	T/O	Chance	Break	Bench			
				FGCU	24	8	3	7	27			
					48	11	16	13	25			

Last FG - SFBK 2nd-01:03, FGCU 2nd-03:39.  
 Largest lead - SFBK None, FGCU by 28 2nd-02:44.  
 SFBK led for 00:00. FGCU led for 39:04. Game was tied for 00:56.

Score tied - 0 times.  
 Lead changed - 0 times.

## G6 vs. NAVY

**Navy 54 • 4-3**

#	Player	Total		3-Ptr		Rebounds			PF	TP	A	TO	Blk	Stl	Min.
		FG-FGA	FG-FGA	FT-FTA	Off	Def	Tot								
01	Lacey, Tom	*	3-5	0-0	4-5	0	3	3	10	0	2	0	0	21	
02	Abdullah, Hasan	*	1-6	1-4	1-2	0	2	2	3	4	1	4	0	2	28
14	Dulin, Bryce	*	6-13	1-5	0-1	3	1	4	2	13	1	1	0	2	32
20	Anderson, Shawn	*	5-11	0-2	3-4	0	4	4	2	13	1	1	0	1	29
40	Wleck, Evan	*	2-3	0-0	0-0	2	1	3	2	4	0	1	0	0	24
00	Fox, Nourse		0-2	0-1	0-0	1	0	1	1	0	0	0	0	1	8
05	Pearson, Ryan		0-3	0-2	0-0	0	0	0	1	0	0	0	0	0	7
10	Mathis, JR		0-1	0-1	0-0	0	0	0	0	0	0	0	0	0	4
21	Kiernan, George		0-7	0-2	0-0	3	1	4	0	0	0	1	0	0	19
22	Davis, Cam		0-3	0-1	0-0	0	0	0	0	0	0	0	0	0	12
23	Lewis, Mo		2-2	0-0	4-4	0	0	0	1	8	0	0	0	1	8
41	Riemersma, Tyler		1-2	0-0	0-0	0	0	0	0	2	0	0	0	1	8
	Team					1	3	4							
Totals			20-58	2-18	12-16	10	15	25	15	54	3	10	0	8	200

# G9 vs. MIDDLE TENNESSEE

Middle Tennessee 81 • 5-1

#	Player	Total		3-Ptr		Rebounds			PF	TP	A	TO	Blk	Stl	Min
		FG-FGA	FG-FGA	FT-FTA	FT-FTA	Off	Def	Tot							
01	WALTERS, Brandon	r	4-6	0-0	4-5	2	2	4	2	12	1	3	1	0	29
05	KING, Nick	r	11-21	0-1	10-14	4	7	11	1	32	4	2	0	0	37
00	DIXON, Tyrik	g	1-3	1-1	1-1	0	7	7	4	4	3	1	0	0	28
11	SIMPSON, Edward	g	0-4	0-3	0-0	0	1	1	2	0	2	2	1	1	26
20	POTTS, Giddy	g	4-13	2-7	0-0	2	1	3	4	10	3	3	0	4	26
03	SIMS, Donovan		0-0	0-0	0-0	0	1	1	0	0	0	1	0	0	4
04	HAWTHORNE, James		1-1	0-0	0-0	0	0	0	4	2	0	1	0	0	4
12	SHELTON-SZMIDT, Th.		2-4	1-2	0-0	1	2	3	1	5	0	0	0	0	10
21	SIMMONS, David		4-6	0-1	3-4	3	2	5	5	11	1	3	0	1	26
25	GAMBLE, Karl		2-2	0-0	1-1	0	1	1	0	5	0	2	0	0	10
Team						3	3	6							
Totals			29-60	4-15	19-25	15	27	42	23	81	14	18	2	6	200

FG % 1st Half: 13-31 41.9% 2nd half: 16-29 55.2% Game: 29-60 48.3% Deadball Rebounds 1  
3FG % 1st Half: 2-6 33.3% 2nd half: 2-9 22.2% Game: 4-15 26.7%  
FT % 1st Half: 6-9 66.7% 2nd half: 13-16 81.3% Game: 19-25 76.0%

FGCU 76 • 6-3

#	Player	Total		3-Ptr		Rebounds			PF	TP	A	TO	Blk	Stl	Min
		FG-FGA	FG-FGA	FT-FTA	FT-FTA	Off	Def	Tot							
32	SIMMONS, Antravious	r	2-5	0-0	0-0	0	4	4	5	4	0	2	0	0	25
00	GOODWIN, Brandon	g	8-17	3-7	7-9	2	4	6	1	26	3	1	0	2	38
05	JOHNSON, Zach	g	2-7	0-1	3-4	0	2	2	4	7	4	3	0	2	23
11	TERRELL, Christian	g	2-4	0-1	3-5	1	7	8	2	7	5	2	0	2	31
23	CARLYLE, Christian	g	6-9	0-1	6-7	1	1	2	5	18	0	2	0	2	37
03	ROGERS, Darnell		0-1	0-1	0-0	0	0	0	0	0	0	0	0	0	2
13	SCOTT Jr, RaySean		0-0	0-0	0-0	2	1	3	4	0	2	2	1	0	10
21	ERNST, Brady		1-1	0-0	0-1	0	0	0	1	2	0	0	0	0	11
31	MERCURIUS, Dinero		4-8	4-6	0-1	1	0	1	0	12	0	3	0	0	23
Team						0	2	2							
Totals			25-52	7-17	19-27	7	21	28	22	76	14	15	1	8	200

FG % 1st Half: 12-24 50.0% 2nd half: 13-28 46.4% Game: 25-52 48.1% Deadball Rebounds 1  
3FG % 1st Half: 2-6 33.3% 2nd half: 5-11 45.5% Game: 7-17 41.2%  
FT % 1st Half: 5-6 83.3% 2nd half: 14-21 66.7% Game: 19-27 70.4%

Officials: Jason Baker (R), Mick Fieldbinder, Christopher Ford  
Technical fouls: Middle Tennessee-None. FGCU-None.  
Attendance: 3931  
FGCU Ranked #13 CollegeInsider.com Mid-Major Top 25

Score by periods	1st	2nd	Total	Points	In Paint	Off T/O	2nd Chance	Fast Break	Bench
Middle Tennessee	34	47	81	MT	46	22	22	2	23
FGCU	31	45	76	FGCU	30	24	5	8	14

Last FG - MT 2nd-01:48, FGCU 2nd-01:35.  
Largest lead - MT by 16 2nd-11:58, FGCU by 12 1st-15:43.  
MT led for 27:57, FGCU led for 11:33. Game was tied for 00:30.

Score tied - 1 time.  
Lead changed - 3 times.

# G11 @ rv UT ARLINGTON

FGCU 85 • 7-4

#	Player	Total		3-Ptr		Rebounds			PF	TP	A	TO	Blk	Stl	Min
		FG-FGA	FG-FGA	FT-FTA	FT-FTA	Off	Def	Tot							
00	GOODWIN, Brandon	*	7-17	1-3	8-9	2	3	5	2	23	8	3	0	2	36
05	JOHNSON, Zach	*	5-12	1-5	2-5	0	5	5	3	13	2	8	0	2	36
11	TERRELL, Christian	*	6-8	4-5	0-0	1	4	5	1	16	3	4	0	1	38
13	SCOTT Jr, RaySean	*	1-2	0-1	2-2	1	3	4	4	4	0	1	1	1	17
32	SIMMONS, Antravious	*	1-3	0-0	0-0	1	3	4	3	2	0	1	0	0	10
15	DOYLE, Ricky		2-2	0-0	0-0	2	0	2	4	4	1	0	0	1	15
21	ERNST, Brady		0-0	0-0	0-0	0	4	4	2	0	0	0	0	0	13
23	CARLYLE, Christian		2-2	1-1	2-2	0	0	0	3	7	0	3	0	1	16
31	MERCURIUS, Dinero		4-5	3-4	5-5	0	1	1	1	16	0	2	0	1	19
Team						2	0	2							
Totals			28-51	10-19	19-23	9	23	32	23	85	14	24	1	9	200

FG % 1st Half: 14-27 51.9% 2nd half: 14-24 58.3% Game: 28-51 54.9% Deadball Rebounds 1  
3FG % 1st Half: 6-11 54.5% 2nd half: 4-8 50.0% Game: 10-19 52.6%  
FT % 1st Half: 3-5 60.0% 2nd half: 16-18 88.9% Game: 19-23 82.6%

rv UT Arlington 78 • 7-3

#	Player	Total		3-Ptr		Rebounds			PF	TP	A	TO	Blk	Stl	Min
		FG-FGA	FG-FGA	FT-FTA	FT-FTA	Off	Def	Tot							
25	Hervey, Kevin	r	8-18	4-6	5-9	4	6	10	2	25	3	6	1	1	34
13	Hamilton, Johnny	c	4-6	0-0	2-2	2	4	6	2	10	1	0	0	0	17
01	Neal, Erick	g	4-11	4-10	3-4	0	2	2	3	15	5	1	0	4	25
03	Hawkins, Nathan	g	4-8	1-3	1-1	1	0	1	3	10	3	2	0	2	35
05	Wilson, Kaelon	g	4-7	2-3	0-0	1	1	2	1	10	0	6	0	0	34
02	Bryant, DJ		0-0	0-0	0-0	0	0	0	1	0	2	2	0	1	15
04	Turner, Davion		1-3	0-2	0-0	1	1	2	1	2	0	1	1	0	13
20	Harris, Julian		2-3	0-0	2-3	0	1	1	4	6	0	1	0	0	14
22	Kabadyundi, Link		0-0	0-0	0-0	0	2	2	1	0	0	1	0	0	7
23	Clarke, Mairiga		0-1	0-1	0-0	0	0	0	0	0	0	0	0	0	6
Team						2	0	2							
Totals			27-57	11-25	13-19	11	17	28	18	78	14	21	2	8	200

FG % 1st Half: 12-28 42.9% 2nd half: 15-29 51.7% Game: 27-57 47.4% Deadball Rebounds 2  
3FG % 1st Half: 5-12 41.7% 2nd half: 6-13 46.2% Game: 11-25 44.0%  
FT % 1st Half: 3-4 75.0% 2nd half: 10-15 66.7% Game: 13-19 68.4%

Officials: Brent Dugas, Coy Gammon, John Dillon  
Technical fouls: FGCU-GOODWIN, Brandon. rv UT Arlington-Hervey, Kevin;  
Hamilton, Johnny; Turner, Davion.  
Attendance: 2635

Score by periods	1st	2nd	Total	Points	In Paint	Off T/O	2nd Chance	Fast Break	Bench
FGCU	37	48	85	FGCU	26	24	9	4	27
rv UT Arlington	32	46	78	UTA	26	18	14	2	8

Last FG - FGCU 2nd-00:51, UTA 2nd-00:13.  
Largest lead - FGCU by 19 2nd-10:01, UTA by 7 1st-11:24.  
FGCU led for 28:02, UTA led for 08:21. Game was tied for 00:30.

Score tied - 3 times.  
Lead changed - 6 times.

One of the best road wins in program history; UTA entered the game with an RPI of 42 and a 21-game homecourt winning streak.

# G10 vs. FAU

FAU 92 • 5-3

#	Player	Total		3-Ptr		Rebounds			PF	TP	A	TO	Blk	Stl	Min
		FG-FGA	FG-FGA	FT-FTA	FT-FTA	Off	Def	Tot							
05	Pfister, William	r	0-2	0-0	0-0	3	1	4	5	0	1	1	0	0	16
15	Ingram, Jaily	r	2-7	0-1	5-8	3	4	7	3	9	0	1	2	1	35
33	Delph, Ronald	c	8-14	0-0	3-5	2	6	8	3	19	1	0	2	0	34
03	Adger, Anthony	g	3-7	1-3	3-3	1	1	2	2	10	2	1	0	0	21
14	Troutman, Gerdarius	g	4-10	3-6	3-3	0	3	3	1	14	0	1	0	2	32
00	Hulsey, Payton		7-13	1-2	4-5	1	3	4	3	19	3	0	0	1	27
01	Perry, Je'Quan		0-0	0-0	0-0	0	0	0	0	0	0	0	0	0	3
02	Massey, Justin		5-10	4-9	7-9	0	0	0	1	21	1	2	0	0	29
32	Smith, Amir		0-1	0-0	0-0	0	1	1	2	0	0	1	0	0	3
Team						3	5	8							
Totals			29-64	9-21	25-33	13	24	37	20	92	8	7	4	4	200

FG % 1st Half: 11-32 34.4% 2nd half: 18-32 56.3% Game: 29-64 45.3% Deadball Rebounds 3  
3FG % 1st Half: 3-8 37.5% 2nd half: 6-13 46.2% Game: 9-21 42.9%  
FT % 1st Half: 9-12 75.0% 2nd half: 16-21 76.2% Game: 25-33 75.8%

FGCU 88 • 6-4

##	Player	FG-Total		3-Ptr		Rebounds			PF	TP	A	TO	Blk	Stl	Min
		FG-FA	FG-FGA	FT-FTA	FT-FTA	Off	Def	Tot							
21	ERNST, Brady	r	0-1	0-0	0-0	1	0	1	0	0	0	0	0	0	3
32	SIMMONS, Antravious	r	5-9	0-0	3-4	1	5	6	5	13	1	1	1	0	24
00	GOODWIN, Brandon	g	10-20	0-2	3-5	4	7	11	2	23	4	0	0	0	37
05	JOHNSON, Zach	g	4-9	0-1	4-6	0	0	0	3	12	0	1	1	1	30
11	TERRELL, Christian	g	4-7	3-3	3-4	1	3	4	3	14	1	1	0	0	28
13	SCOTT Jr, RaySean		2-4	0-1	0-0	1	4	5	3	4	1	0	0	0	13
15	DOYLE, Ricky		1-3	0-0	1-3	3	2	5	2	3	1	2	1	0	16
23	CARLYLE, Christian		3-7	0-1	0-0	0	2	2	2	6	0	1	0	2	25
31	MERCURIUS, Dinero		5-7	3-4	0-0	0	1	1	3	13	0	2	0	1	24
Team						2	3	5							
Totals			34-67	6-12	14-22	13	27	40	23	88	8	8	3	4	200
FG % 1st Half: 18-33 54.5% 2nd half: 16-34 47.1% Game: 34-67 50.7% Deadball															
3FG % 1st Half: 3-5 60.0% 2nd half: 3-7 42.9% Game: 6-12 50.0% Rebounds															
FT % 1st Half: 6-11 54.5% 2nd half: 8-11 72.7% Game: 14-22 63.6% 4															



## G13 @ FIU

FGCU 88 • 7-6

#	Player	Total		3-Ptr		Rebounds			PF	TP	A	TO	Bk	Stl	Min
		FG-FGA	FG-FGA	FT-FTA	FT-FTA	Off	Def	Tot							
00	GOODWIN, Brandon	* 8-14	2-6	4-10	4 5 9	2	24	8	5	0	2	38			
05	JOHNSON, Zach	* 3-9	2-6	4-4	0 2 2	5	12	3	3	0	1	35			
11	TERRELL, Christian	* 5-14	5-11	3-4	0 7 7	4	18	1	4	1	0	32			
24	GILMORE, Michael	* 1-3	0-2	0-0	0 4 4	5	2	1	3	2	0	17			
32	SIMMONS, Antravious	* 4-5	0-0	4-7	3 5 8	4	12	3	2	0	0	25			
13	SCOTT Jr, RaySean	* 3-5	0-0	2-2	4 5 9	4	8	0	0	0	1	22			
15	DOYLE, Ricky	* 0-0	0-0	0-0	0 1 1	0	0	0	1	0	0	2			
21	ERNST, Brady	* 2-3	0-0	0-0	0 1 1	3	4	0	0	1	1	10			
31	MERCURIUS, Dinero	* 3-8	2-7	0-0	2 0 2	2	8	1	0	0	0	19			
Team															
Totals		29-61	11-32	19-27	13 30 43	29	88	17	19	4	5	200			
FG % 1st Half: 14-23 60.9%		2nd half: 15-38 39.5%		Game: 29-61 47.5%		Deadball									
3FG % 1st Half: 6-12 50.0%		2nd half: 5-20 25.0%		Game: 11-32 34.4%		Rebounds									
FT % 1st Half: 9-10 90.0%		2nd half: 10-17 58.8%		Game: 19-27 70.4%											

FIU 91 • 6-6

#	Player	Total		3-Ptr		Rebounds			PF	TP	A	TO	Bk	Stl	Min
		FG-FGA	FG-FGA	FT-FTA	FT-FTA	Off	Def	Tot							
03	JACOB, Trejon	* 13-19	7-11	5-11	0 2 2	3	38	0	4	0	2	34			
04	BEARD JR, Brian	* 8-16	0-3	8-13	1 5 6	4	24	7	2	0	5	35			
05	LOCKETT, Eric	* 2-7	1-1	6-6	2 3 5	1	11	4	1	0	2	38			
10	HUSSEIN, Hassan	* 2-5	0-1	0-0	0 3 3	4	4	0	1	0	0	21			
32	HARVEY, Jay	* 1-1	0-0	0-2	1 0 1	0	2	0	1	0	0	27			
01	BANKS, Isalah	* 0-0	0-0	0-0	0 0 0	0	0	0	0	0	0	3			
02	VEIRA, Cordell	* 0-1	0-1	1-2	0 0 0	3	1	1	0	0	0	5			
23	WHITAKER, Ronald	* 0-0	0-0	0-0	0 0 0	1	0	0	1	0	0	5			
31	DOUGLAS, Michael	* 0-2	0-0	7-10	0 4 4	1	7	0	0	1	0	20			
34	OSAGHAE, Osasumwen	* 1-1	0-0	2-2	0 2 2	3	4	0	0	1	1	12			
Team															
Totals		27-52	8-17	29-46	7 21 28	20	91	12	11	2	10	200			
FG % 1st Half: 14-26 53.8%		2nd half: 13-26 50.0%		Game: 27-52 51.9%		Deadball									
3FG % 1st Half: 5-8 62.5%		2nd half: 3-9 33.3%		Game: 8-17 47.1%		Rebounds									
FT % 1st Half: 7-8 87.5%		2nd half: 22-38 57.9%		Game: 29-46 63.0%											

Officials: Rick Crawford, Kevin Mathis, Tommy Short  
 Technical fouls: FGCU-None. FIU-None.  
 Attendance: 509

Score by periods	1st	2nd	Total
FGCU	43	45	88
FIU	40	51	91

Points	In	Off	2nd	Fast	Bench
FGCU	34	10	12	15	20
FIU	26	23	7	14	12

Last FG - FGCU 2nd-00:05, FIU 2nd-01:14.  
 Largest lead - FGCU by 11 2nd-15:31, FIU by 9 2nd-06:39.  
 FGCU led for 16:37, FIU led for 20:09. Game was tied for 03:14.

**First time in Division-I program history (since 2007-08) FGCU lost when having at least a +15 advantage on the glass (43-28).**

## G15 @ rv RHODE ISLAND

FGCU 60 • 7-8

#	Player	Total		3-Ptr		Rebounds			PF	TP	A	TO	Bk	Stl	Min
		FG-FGA	FG-FGA	FT-FTA	FT-FTA	Off	Def	Tot							
32	SIMMONS, Antravious	r 6-10	0-0	2-3	1 1 2	0	14	0	2	0	0	20			
00	GOODWIN, Brandon	g 3-9	0-2	4-5	1 3 4	2	10	2	1	0	0	33			
05	JOHNSON, Zach	g 3-9	0-2	0-0	1 1 2	3	6	1	0	1	0	31			
13	SCOTT Jr, RaySean	g 4-5	1-2	1-1	1 2 3	4	10	0	1	0	0	23			
32	CARLYLE, Christian	g 0-2	0-0	0-0	1 1 2	0	0	1	1	0	1	10			
03	ROGERS, Darnell	g 0-1	0-0	0-0	0 1 1	4	0	0	1	0	0	7			
11	TERRELL, Christian	g 3-5	1-1	0-0	0 4 4	0	7	1	4	0	1	24			
15	DOYLE, Ricky	g 3-4	0-0	3-3	0 2 2	0	9	1	0	0	0	18			
21	ERNST, Brady	g 1-1	0-0	0-0	0 1 1	2	2	0	0	0	0	8			
24	GILMORE, Michael	g 1-3	0-0	0-0	2 3 5	4	2	1	2	0	0	10			
31	MERCURIUS, Dinero	g 0-3	0-2	0-0	1 2 3	1	0	2	0	0	0	16			
Team															
Totals		24-52	2-9	10-12	8 21 29	17	60	9	13	0	3	200			
FG % 1st Half: 12-21 57.1%		2nd half: 12-31 38.7%		Game: 24-52 46.2%		Deadball									
3FG % 1st Half: 2-4 50.0%		2nd half: 0-5 0.0%		Game: 2-9 22.2%		Rebounds									
FT % 1st Half: 6-8 75.0%		2nd half: 4-4 100.0%		Game: 10-12 83.3%											

rv Rhode Island 80 • 8-3

#	Player	Total		3-Ptr		Rebounds			PF	TP	A	TO	Bk	Stl	Min
		FG-FGA	FG-FGA	FT-FTA	FT-FTA	Off	Def	Tot							
34	BERRY, Andre	r 5-9	0-0	0-0	1 0 1	2	10	1	0	2	0	25			
00	MATTHEWS, E.C.	g 5-9	3-6	7-8	2 4 6	0	20	1	1	0	2	28			
11	DOWTIN, Jeff	g 3-5	2-3	3-4	0 3 3	3	11	6	1	1	0	29			
13	ROBINSON, Stanford	g 6-11	2-5	0-0	2 5 7	3	14	1	1	0	1	24			
32	TERRELL, Jared	g 5-10	2-7	6-6	0 4 4	1	18	6	1	0	0	32			
01	GARRETT, Jarvis	g 1-2	1-2	0-0	0 1 1	2	3	2	1	0	1	17			
02	RUSSELL, Fatts	g 1-3	0-2	0-0	0 2 2	0	2	0	0	0	1	14			
04	LEVITON, Will	g 0-0	0-0	0-0	0 0 0	0	0	0	0	0	0	1			
05	PRESTON, Ryan	g 0-0	0-0	0-0	0 0 0	1	0	0	0	0	0	2			
10	LANEVEINE, Cyril	g 1-3	0-0	0-3	2 1 3	4	2	0	0	1	0	13			
15	DADIKI, Eric	g 0-1	0-0	0-0	0 0 0	0	0	0	0	0	1	2			
21	LAYSARD, Mike	g 0-1	0-0	0-0	0 1 1	0	0	0	0	0	0	2			
45	AKELE, Nicola	g 0-2	0-1	0-0	0 0 0	1	0	0	0	0	0	11			
Team															
Totals		27-56	10-26	16-21	10 21 31	17	80	17	5	4	6	200			
FG % 1st Half: 13-31 41.9%		2nd half: 14-25 56.0%		Game: 27-56 48.2%		Deadball									
3FG % 1st Half: 6-17 35.3%		2nd half: 4-9 44.4%		Game: 10-26 38.5%		Rebounds									
FT % 1st Half: 6-10 60.0%		2nd half: 10-11 90.9%		Game: 16-21 76.2%											

Officials: Michael Stephens, John Gaffney, Evan Burroughs  
 Technical fouls: FGCU-None. rv Rhode Island-None.  
 Attendance: 5347

Score by periods	1st	2nd	Total
FGCU	32	28	60
rv Rhode Island	38	42	80

Last FG - FGCU 2nd-01:48, URI 2nd-00:38.  
 Largest lead - FGCU by 4 1st-03:15, URI by 23 2nd-02:12.  
 FGCU led for 03:50, URI led for 29:11. Game was tied for 06:58.

#DunkCity

FGCU 65 • 7-7

#	Player	Total		3-Ptr		Rebounds			PF	TP	A	TO	Bk	Stl	Min
		FG-FGA	FG-FGA	FT-FTA	Off	Def	Tot								
24	GILMORE, Michael	r	1-7	1-4	0-0	3	4	7	4	3	0	2	2	2	18
32	SIMMONS, Antravious	r	0-1	0-0	0-0	2	3	5	2	0	1	0	0	1	19
00	GOODWIN, Brandon	g	9-21	1-6	1-2	3	5	8	2	20	3	3	0	1	38
05	JOHNSON, Zach	g	6-17	5-7	2-4	1	3	4	1	19	2	2	0	1	37
11	TERRELL, Christian	g	2-4	1-2	0-0	0	1	1	3	5	1	2	0	0	18
13	SCOTT Jr, RaySean		2-4	0-1	2-2	2	1	3	4	6	1	3	2	0	14
25	DOYLE, Ricky		2-4	0-0	1-2	1	3	4	2	5	1	1	2	1	19
21	ERNST, Brady		1-1	0-0	0-0	0	2	2	0	2	0	0	0	0	11
23	CARLYLE, Christian		2-6	1-1	0-0	1	1	2	5	5	0	2	0	1	16
31	MERCURIUS, Dinero		0-3	0-1	0-0	0	1	1	0	0	1	0	0	1	10
Team						1	1	2							
Totals			25-68	9-22	6-10	14	25	39	23	65	10	15	6	8	200
FG % 1st Half: 12-33		36.4%	2nd half: 13-35	37.1%	Game: 25-68	36.8%					Deadball Rebounds 1				
3FG % 1st Half: 7-14		50.0%	2nd half: 2-8	25.0%	Game: 9-22	40.9%									
FT % 1st Half: 2-3		66.7%	2nd half: 4-7	57.1%	Game: 6-10	60.0%									





# G17 vs. FLORIDA TECH

Florida Tech 54 • 6-7

#	Player	Total		3-Ptr		Rebounds			PF	TP	A	TO	Bk	Stl	Min
		FG-FGA	FG-FGA	FT-FTA	FT-FTA	Off	Def	Tot							
00	DANIEL, Sam	r	3-17	1-7	0-0	4	2	6	2	7	0	2	0	2	25
03	MILLIGAN, Michael	f	3-8	1-5	0-0	2	5	7	3	7	0	0	1	3	37
14	COIL, Richard	c	8-11	4-6	1-3	5	7	12	4	21	0	1	1	1	31
15	VALSSON, Valur	g	0-7	0-5	2-2	1	5	6	2	2	6	7	0	0	35
20	MAJORS, Jordan	g	0-0	0-0	0-0	0	1	1	1	0	0	2	0	0	4
05	WRIGHT, Darius		1-4	0-3	2-2	0	1	1	0	4	1	0	0	1	9
13	ANDERSON, Patrick		2-12	0-4	5-6	5	1	6	2	9	4	0	0	0	32
21	PAPAI, Mate		1-1	0-0	0-0	0	1	1	1	2	1	1	0	0	9
35	PEFANIS, Antonis		0-1	0-1	2-2	0	1	1	2	2	1	2	0	0	18
Team						0	1	1							
Totals			18-61	6-31	12-15	17	25	42	17	54	13	15	2	7	200

FG % 1st Half: 8-29 27.6% 2nd half: 10-32 31.3% Game: 18-61 29.5% Deadball Rebounds 2  
3FG % 1st Half: 2-15 13.3% 2nd half: 4-16 25.0% Game: 6-31 19.4%  
FT % 1st Half: 5-6 83.3% 2nd half: 7-9 77.8% Game: 12-15 80.0%

FGCU 62 • 9-8

#	Player	Total		3-Ptr		Rebounds			PF	TP	A	TO	Bk	Stl	Min
		FG-FGA	FG-FGA	FT-FTA	FT-FTA	Off	Def	Tot							
24	GILMORE, Michael	r	2-5	0-1	0-0	2	3	5	2	4	0	2	0	0	13
32	SIMMONS, Antravious	r	1-3	0-0	2-4	1	2	3	4	4	0	1	0	0	16
00	GOODWIN, Brandon	g	5-10	0-4	3-5	0	6	6	2	13	11	4	0	0	38
05	JOHNSON, Zach	g	3-8	0-4	0-0	0	4	4	3	6	4	2	1	2	32
23	CARLYLE, Christian	g	1-3	0-0	0-0	0	0	0	2	2	0	0	0	1	15
03	ROGERS, Darnell		0-0	0-0	0-0	0	0	0	1	0	1	0	0	0	3
11	TERRELL, Christian		4-9	1-4	1-1	2	3	5	0	10	2	2	0	1	28
15	DOYLE, Ricky		3-4	0-0	0-0	0	3	3	3	6	0	1	1	0	15
21	ERNST, Brady		1-1	0-0	0-2	0	2	2	0	2	0	0	1	1	11
31	MERCURIUS, Dinero		5-12	3-8	2-2	0	3	3	0	15	0	0	0	1	29
Team						1	1	2							
Totals			25-55	4-21	8-14	6	27	33	17	62	18	12	3	5	200

FG % 1st Half: 13-27 48.1% 2nd half: 12-28 42.9% Game: 25-55 45.5% Deadball Rebounds 5  
3FG % 1st Half: 1-7 14.3% 2nd half: 3-14 21.4% Game: 4-21 19.0%  
FT % 1st Half: 5-9 55.6% 2nd half: 3-5 60.0% Game: 8-14 57.1%

Officials: Landon Brandes, Josue Nieves, Shane Land  
Technical fouls: Florida Tech-DANIEL, Sam. FGCU-None.  
Attendance: 2904

Score by periods	1st	2nd	Total
Florida Tech	23	31	54
FGCU	32	30	62

Points	In	Off	2nd	Fast	Bench
FGCU	20	15	16	0	17
FGCU	38	16	4	10	33

Last FG - FITM 2nd-02:43, FGCU 2nd-00:52.  
Largest lead - FITM by 2 1st-14:44, FGCU by 13 0st-47:47.  
FITM led for 00:57, FGCU led for 33:09. Game was tied for 05:54.

Score tied - 4 times.  
Lead changed - 4 times.

# G19 vs. USC UPSTATE

USC Upstate 58 • 5-14, 0-2 ASUN

#	Player	Total		3-Ptr		Rebounds			PF	TP	A	TO	Bk	Stl	Min
		FG-FGA	FG-FGA	FT-FTA	FT-FTA	Off	Def	Tot							
00	MOORE, Malik	r	4-8	1-2	1-1	3	2	5	4	10	2	5	0	1	23
04	THOMPSON, Ramel	r	0-6	0-3	1-4	1	7	8	2	1	0	1	2	0	25
05	DIGGS, Avery	c	5-7	0-0	2-2	1	5	6	4	12	1	2	1	0	26
01	CUNNINGHAM, Mike	g	3-14	2-9	0-0	2	2	4	1	8	2	1	0	1	31
03	SPAN, Jure	g	4-11	3-7	0-0	0	3	3	2	11	5	1	0	2	32
11	HOLMES, Deion		2-6	0-3	0-0	1	0	1	1	4	0	1	0	1	19
13	SMITH, Carson		2-8	0-3	0-1	1	1	2	1	4	0	0	0	0	29
15	WELCH, Pat		0-1	0-1	0-0	0	0	0	0	0	0	0	0	0	3
23	BOOKER, Thomas		2-5	2-3	2-2	0	0	0	0	8	0	1	0	1	12
Team						3	3	6							
Totals			22-66	8-31	6-10	12	23	35	15	58	10	12	3	6	200

FG % 1st Half: 6-31 19.4% 2nd half: 16-35 45.7% Game: 22-66 33.3% Deadball Rebounds 1  
3FG % 1st Half: 3-13 23.1% 2nd half: 5-18 27.8% Game: 8-31 25.8%  
FT % 1st Half: 2-4 50.0% 2nd half: 4-6 66.7% Game: 6-10 60.0%

FGCU 75 • 11-8, 2-0 ASUN

#	Player	Total		3-Ptr		Rebounds			PF	TP	A	TO	Bk	Stl	Min
		FG-FGA	FG-FGA	FT-FTA	FT-FTA	Off	Def	Tot							
15	DOYLE, Ricky	r	4-8	0-0	3-4	1	4	5	2	11	2	1	1	1	20
00	GOODWIN, Brandon	g	3-7	0-1	1-2	0	9	9	0	7	3	0	0	0	28
05	JOHNSON, Zach	g	8-11	1-2	0-0	0	2	2	0	17	6	3	0	1	29
11	TERRELL, Christian	g	4-8	1-4	0-0	1	6	7	1	9	4	0	0	0	26
31	MERCURIUS, Dinero	g	5-10	3-7	0-0	1	1	2	2	13	0	0	0	0	19
02	KO, Joshua		0-2	0-1	0-0	0	0	0	0	0	0	0	0	0	4
03	ROGERS, Darnell		0-2	0-1	0-0	1	0	1	0	0	0	0	0	0	5
13	SCOTT Jr, RaySean		3-6	1-1	0-4	1	5	6	1	7	0	1	0	0	18
20	McADOO, Ryan		0-1	0-1	0-0	0	0	0	0	0	0	0	0	0	3
21	ERNST, Brady		0-1	0-0	0-0	0	2	2	3	0	2	0	0	0	7
23	CARLYLE, Christian		0-0	0-0	0-0	1	0	1	1	0	0	2	0	3	16
24	GILMORE, Michael		3-5	0-0	1-2	1	1	2	1	7	0	1	0	0	12
30	THOMAS, Brian		2-4	0-0	0-0	3	3	6	1	4	0	1	0	0	10
33	MAHONEY, Dolan		0-0	0-0	0-0	0	0	0	1	0	1	0	0	0	3
Team						2	2	4							
Totals			32-65	6-18	5-12	12	35	47	13	75	17	11	1	5	200

FG % 1st Half: 14-28 50.0% 2nd half: 18-37 48.6% Game: 32-65 49.2% Deadball Rebounds 5  
3FG % 1st Half: 6-11 54.5% 2nd half: 0-7 0.0% Game: 6-18 33.3%  
FT % 1st Half: 4-10 40.0% 2nd half: 1-2 50.0% Game: 5-12 41.7%

Officials: K.B. Burdett Jr. (R), Jon Broska, Eric Mims  
Technical fouls: USC Upstate-None. FGCU-None.  
Attendance: 3663

Score by periods	1st	2nd	Total
USC Upstate	17	41	58
FGCU	38	37	75

Points	In	Off	2nd	Fast	Bench
FGCU	22	11	14	9	16
FGCU	40	13	6	20	18

Last FG - UPST 2nd-00:07, FGCU 2nd-02:18.  
Largest lead - UPST by 3 1st-16:53, FGCU by 29 2nd-04:52.  
UPST led for 03:41, FGCU led for 34:08. Game was tied for 02:11.

Score tied - 1 time.  
Lead changed - 2 times.

Stetson 52 • 8-9, 0-1 ASUN

#	Player	Total		3-Ptr		Rebounds			PF	TP	A	TO	Bk	Stl	Min
		FG-FGA	FG-FGA	FT-FTA	FT-FTA	Off	Def	Tot							
14	DENNIS, Larry	r	0-2	0-0	1-2	1	1	2	1	1	0	2	0	0	16
03	GLASFORD, B.J.	g	3-10	2-5	0-0	1	0	1	1	8	0	3	0	3	23
04	MYLES, Divine	g	6-13	1-5	2-2	0	5	5	1	15	7	3	0	2	35
05	RIVERA, Angel	g	0-4	0-2	0-0	0	1	1	2	0	2	2	0	0	18
33	DOYLE, Luke	g	4-6	3-4	0-0	1	1	2	0	11	0	0	0	0	22
00	JONES, Christiaan		1-4	1-4	0-0	0	0	0	0	3	1	0	0	0	19
01	MATTHEWS, Keith		1-2	0-1	1-1	0	1	1	2	3	0	1	0	0	11
02	McKEYTHON, Raine		0-4	0-1	0-0	0	1	1	0	0	0	0	0	0	3
10	ANINYE, Kenny		0-2	0-2	0-0	0	0	0	3	0	0	0	0	1	18
23	IYIOLA, Abayomi		4-8	0-1	3-4	2	3	5	3	11	0	0	0	0	17
32	WEBB, Adam		0-0	0-0	0-0	0	0	0	1	0	0	0	0	0	4
35	GOODMAN, Leo		0-5	0-3	0-0	1	0	1	0	0	0	0	0	0	14
Team						2	0	2							
Totals			19-60	7-28	7-9	8	13	21	14	52	10	12	0	6	200

FG % 1st Half: 9-32 28.1% 2nd half: 10-28 35.7% Game: 19-60 31.7% Deadball Rebounds 1  
3FG % 1st Half: 3-14 21.4% 2nd half: 4-14 28.6% Game: 7-28 25.0%  
FT % 1st Half: 2-2 100.0% 2nd half: 5-7 71.4% Game: 7-9 77.8%

FGCU 90 • 10-8, 1-0 ASUN

#	Player		Total		3-Ptr		Rebounds			PF	TP	A	TO	Bk	Stl	Min
			FG	FGA	FG	FGA	FT	FTA	Off							
15	DOYLE, Ricky	r	1-1	0-0	2-2	0	3	3	3	4	0	1	1	0	11	
31	MERCURIUS, Dinero	r	4-6	3-5	2-3	0	0	0	3	13	0	0	0	0	23	
00	GOODWIN, Brandon	g	6-8	1-2	5-6	1	6	7	2	18	4	4	0	3	23	
05	JOHNSON, Zach	g	7-11	5-7	0-0	0	4	4	1	19	3	3	0	2	27	
11	TERRELL, Christian	g	4-6	1-3	0-0	1	4	5	0	9	6	2	0	0	21	
02	KO, Joshua	a	0-1	0-1	0-0	0	1	1	0	0	0	2	0	0	3	
03	ROGERS, Darnell	a	0-2	0-2	0-0	0	0	0	0	0	0	0	0	0	9	
13	SCOTT Jr, RaySean	a	2-3	0-1	0-0	1	4	5	1	4	1	0	1	0	13	
20	McADOO, Ryan	a	0-1	0-0	0-0	0	0	0	0	0	0	0	0	0	3	
21	ERNST, Brady	a	0-1	0-0	2-2	0	1	1	1	2	0	1	0	0	12	
23	CARLYLE, Christian	a	3-4	2-2	2-2	0	3	3	1	10	3	0	0	0	22	
24	GILMORE, Michael	a	1-3	0-1	5-5	2	1	3	1	7	1	1	0	1	13	
30	THOMAS, Brian	a	2-3	0-0	0-0	3	5	8	2	4	0	3	1	1	17	
33	MAHONEY, Dolan	a	0-0	0-0	0-0	0	0	0	0	0	0	0	0	0	3	
Team							0	2	2							
Totals			30-50	12-24	18-20	8	34	42	15	90	18	17	3	7	200	



# G21 @ LIPSCOMB

FGCU 88 • 13-8, 4-0 ASUN

#	Player	Total		3-Ptr		Rebounds			PF	TP	A	TO	Blk	Stl	Min
		FG-FGA	FG-FGA	FT-FTA	Off Def Tot	PF	TP	A TO Blk Stl							
15	DOYLE, Ricky	f	0-2	0-0	4-5	0 3 3	4	4	0	1	1	0	0	0	20
24	GILMORE, Michael	f	3-5	3-4	1-2	0 6 6	2	10	2	1	1	1	1	1	27
00	GOODWIN, Brandon	g	8-15	0-3	6-9	1 5 6	2	22	9	3	0	3	3	3	35
05	JOHNSON, Zach	g	5-8	2-5	2-2	0 3 3	3	14	1	3	0	2	2	2	29
31	MERCURIUS, Dinero	g	3-4	2-3	4-4	0 0 0	2	12	1	1	0	0	0	0	22
11	TERRELL, Christian	g	2-7	1-4	3-4	0 2 2	1	8	3	2	1	0	0	0	26
21	ERNST, Brady	g	1-1	0-0	0-0	0 0 0	2	2	1	1	0	0	0	0	5
23	CARLYLE, Christian	g	2-2	1-1	0-0	2 2 4	1	5	0	3	0	0	0	0	18
30	THOMAS, Brian	g	0-0	0-0	0-0	0 0 0	1	0	0	0	0	0	0	0	2
32	SIMMONS, Antravious	g	5-9	0-0	1-3	2 5 7	3	11	0	1	0	0	0	0	16
Team					1 2 3			1							
Totals			29-53	9-20	21-29	6 28 34	21	88	17	17	3	6	200		

FG % 1st Half: 16-24 66.7% 2nd half: 13-29 44.8% Game: 29-53 54.7% Deadball Rebounds 5.2  
 3FG % 1st Half: 5-9 55.6% 2nd half: 4-11 36.4% Game: 9-20 45.0%  
 FT % 1st Half: 3-5 60.0% 2nd half: 18-24 75.0% Game: 21-29 72.4%

Lipscomb 83 • 11-8, 1-3 ASUN

#	Player		Total		3-Ptr		Rebounds			PF	TP	A	TO	Blk	Stl	Min
			FG-FGA	FG-FGA	FT-FTA	Off	Def	Tot								
00	MARBERRY, Rob	f	7-11	0-0	1-2	1	2	3	2	15	5	0	0	0	34	
22	PEPPER, Eli	f	1-5	1-3	2-4	2	3	5	2	5	0	1	0	1	23	
03	BUCKLAND, Michael	g	2-5	2-4	2-2	0	4	4	4	8	2	5	0	1	28	
21	COOPER, Kenny	g	6-12	1-3	2-2	2	2	4	4	15	3	4	0	5	28	
24	MATHEWS, Garrison	g	4-13	4-8	3-6	1	6	7	4	15	3	1	0	0	33	
01	JONES, Greg		2-3	0-1	0-0	0	2	2	2	4	1	0	0	0	9	
12	ROSE, Matt		4-6	2-4	5-7	0	1	1	1	15	2	1	0	0	17	
15	FLEMING, Andrew		1-3	1-1	0-2	1	0	1	2	3	0	0	0	0	11	
23	KORN, Aaron		0-2	0-2	0-0	1	1	2	3	0	0	0	0	0	12	
55	BRAMMEIER, George		1-1	0-0	1-2	1	0	1	2	3	0	1	0	0	5	
Team						0	0	0				1				
Totals			28-61	11-26	16-27	9	21	30	26	83	16	14	0	7	200	
FG % 1st Half: 15-27 55.6% 2nd half: 13-34 38.2% Game: 28-61 45.9% Deadball Rebounds 5																
3FG % 1st Half: 6-6 100.0% 2nd half: 5-20 25.0% Game: 11-26 42.3%																
FT % 1st Half: 12-15 80.0% 2nd half: 4-12 33.3% Game: 16-27 59.3%																

Officials: Tim Gattis, Bart Lenox, John Hampton  
 Technical fouls: FGCU-GOODWIN, Brandon. Lipscomb-None.  
 Attendance: 1147

Score by periods	1st	2nd	Total
FGCU	40	48	88
Lipscomb	48	35	83

Points	In Paint	Off T/O	2nd Chance	Fast Break	Bench
FGCU	34	19	2	9	26
LIP	32	19	13	9	25

Last FG - FGCU 2nd-01:29, LIP 2nd-00:10.  
 Largest lead - FGCU by 11 2nd-03:05, LIP by 18 2nd-13:31.  
 FGCU led for 19:49, LIP led for 15:58. Game was tied for 04:13.  
 Score tied - 7 times.  
 Lead changed - 6 times.

# G23 @ NORTH FLORIDA

FGCU 96 • 15-8 | 6-0 ASUN

#	Player	Total		3-Ptr		Rebounds			PF	TP	A	TO	Blk	Stl	Min
		FG-FGA	FG-FGA	FT-FTA	Off	Def	Tot								
24	GILMORE, Michael	f	5-7	0-0	4-6	3	8	11	4	14	0	3	1	0	18
32	SIMMONS, Antravious	f	4-10	0-0	1-2	4	6	10	1	9	2	2	0	1	24
05	JOHNSON, Zach	g	7-16	0-2	5-5	0	5	5	1	19	5	3	0	2	38
11	TERRELL, Christian	g	1-5	0-2	2-2	0	3	3	2	4	6	7	0	1	35
31	MERCURIUS, Dinero	g	5-7	4-5	2-2	1	2	3	2	16	0	0	0	0	27
03	ROGERS, Darnell	g	0-0	0-0	0-0	0	0	0	0	0	0	1	0	1	2
21	ERNST, Brady	g	5-6	0-0	0-0	3	4	7	0	10	3	1	1	0	20
23	CARLYLE, Christian	g	6-10	0-1	5-5	0	1	1	4	17	2	2	0	3	26
30	THOMAS, Brian	g	3-4	0-0	1-2	1	3	4	1	7	0	0	1	0	10
Team						1	1	2							
Totals			36-65	4-10	20-24	13	33	46	15	96	18	19	3	8	200
FG % 1st Half:		24-40	60.0%	2nd half:	12-25	48.0%	Game: 36-65		55.4%	Deadball Rebound 3					
3FG % 1st Half:		3-7	42.9%	2nd half:	1-3	33.3%	Game: 4-10		40.0%						
FT % 1st Half:		2-4	50.0%	2nd half:	18-20	90.0%	Game: 20-24		83.3%						

North Florida 87 • 9-14 | 3-3 ASUN

#	Player		Total		3-Ptr		Rebounds			PF	TP	A	TO	Blk	Stl	Min
			FG-FGA	FG-FGA	FT-FTA	Off	Def	Tot								
00	HORCHLER, Noah	f	4-11	1-4	1-2	4	7	11	3	10	0	1	4	3	30	
22	DAY, Trip	f	4-10	1-3	4-5	3	0	3	3	13	1	1	1	1	20	
03	ESCOBAR, JT	g	10-17	6-12	2-2	0	1	1	5	28	1	1	0	0	36	
11	SAMS, Garrett	g	7-15	4-10	2-2	3	2	5	2	20	2	4	0	0	34	
21	GANDIA-ROSA, Ivan	g	2-10	2-10	2-2	0	4	4	1	8	10	4	0	2	36	
01	LAMBRIGHT, Emmanuel	g	0-2	0-2	0-0	0	1	1	1	0	0	0	0	2	9	
10	BLOUNT, Osborn	g	3-7	2-5	0-0	0	1	1	4	8	2	0	0	6	26	
12	BURKHARDT, Ryan	g	0-1	0-1	0-0	0	1	1	0	0	0	1	0	0	7	
Team						1	0	1								
Totals				30-73	16-47	11-13	11	17	28	19	87	16	12	5	14	200
FG % 1st Half: 14-38 36.8%			2nd half: 16-35 45.7%	Game: 30-73 41.1%			Deadball Rebound 1									
3FG % 1st Half: 8-25 32.0%			2nd half: 8-22 36.4%	Game: 16-47 34.0%												
FT % 1st Half: 5-6 83.3%			2nd half: 6-7 85.7%	Game: 11-13 84.6%												

Officials: Chuck Jones | Vladimir Voyard-Tadai | Marc Ellard  
 Technical fouls: FGCU-GILMORE, Michael. North Florida-ESCOBAR, JT.  
 Attendance: 2248

Score by periods	1st	2nd	Total
FGCU	53	43	96
North Florida	41	46	87

Points	In Paint	Off T/O	2nd Chance	Fast Break	Bench
FGCU	56	18	13	8	34
UNF	26	21	18	6	8

Last FG - FGCU 2nd-01:56, UNF 2nd-00:57.  
 Largest lead - FGCU by 14 2nd-19:31, UNF by 2 1st-17:26.  
 FGCU led for 36:38, UNF led for 00:41. Game was tied for 02:41.  
 Score tied - 3 times.  
 Lead changed - 2 times.

# G22 @ KENNESAW STATE

FGCU 66 • 14-8, 5-0 ASUN

#	Player		Total		3-Ptr		Rebounds			PF	TP	A	TO	Blk	Stl	Min
			FG-FGA	FG-FGA	FT-FTA	Off	Def	Tot								
15	DOYLE, Ricky	f	2-3	0-0	0-2	1	5	6	0	4	0	2	2	0	15	
24	GILMORE, Michael	f	1-4	0-1	0-0	1	4	5	5	2	1	2	0	0	13	
00	GOODWIN, Brandon	g	7-14	1-4	3-6	1	2	3	1	18	2	2	0	1	35	
05	JOHNSON, Zach	g	6-13	0-4	5-7	1	5	6	2	17	4	1	0	4	34	
31	MERCURIUS, Dinero	g	1-3	1-2	0-0	1	0	1	2	3	1	1	0	0	18	
11	TERRELL, Christian		1-3	0-2	2-2	1	2	3	2	4	4	2	0	0	24	
20	McADOO, Ryan		0-0	0-0	0-0	0	0	0	0	0	0	0	0	0	1	
21	ERNST, Brady		0-0	0-0	0-0	1	1	2	1	0	0	2	1	0	6	
23	CARLYLE, Christian		0-1	0-0	0-0	0	1	1	2	0	0	2	0	0	14	
30	THOMAS, Brian		2-3	0-0	5-6	3	5	8	3	9	0	1	1	0	16	
32	SIMMONS, Antravious		4-7	0-0	1-2	0	5	5	3	9	1	2	0	0	24	
Team						1	0	1								
Totals			24-51	2-13	16-25	11	30	41	21	66	13	17	4	5	200	
FG % 1st Half: 13-30 43.3% 2nd half: 11-21 52.4% Game: 24-51 47.1% Deadball Rebounds 3.1																
3FG % 1st Half: 2-8 25.0% 2nd half: 0-5 0.0% Game: 2-13 15.4%																
FT % 1st Half: 4-5 80.0% 2nd half: 12-20 60.0% Game: 16-25 64.0%																

Kennesaw State 49 • 5-15, 1-4 ASUN

#	Player		Total		3-Ptr		Rebounds			PF	TP	A	TO	Blk	Stl	Min
			FG-FGA	FG-FGA	FT-FTA	Off	Def	Tot								
02	JONES, Jordan	f	1-6	0-0	2-2	0	4	4	3	4	1	2	3	3	34	
05	MBUYAMBA, Isaac	f	3-8	0-0	1-6	4	1	5	5	7	0	1	2	0	24	
03	SCOTT, James	g	2-9	1-3	2-2	0	0	0	4	7	2	4	0	1	24	
04	HOOKER, Tyler	g	5-13	1-5	0-0	0	3	3	5	11	0	3	0	1	24	
21	MASTERTSON, Nick	g	3-8	1-2	4-4	1	2	3	1	11	2	0	0	1	31	
01	WILSON, Anthony	g	1-2	0-0	2-4	1	3	4	1	4	1	1	0	3	26	
11	CLARKE, Kyle	g	0-3	0-1	1-4	1	2	3	1	1	0	1	1	0	17	
24	LOCKLEY, Bryson	g	1-1	0-0	2-4	0	3	3	5	4	0	4	1	0	20	
Team						2	2	4								
Totals				16-50	3-11	14-26	9	20	29	25	49	6	16	7	9	200
FG % 1st Half: 8-24			33.3%	2nd half: 8-26	30.8%	Game: 16-50			32.0%	Dreadball Rebounds 6.2						
3FG % 1st Half: 0-5			0.0%	2nd half: 3-6	50.0%	Game: 3-11			27.3%							
FT % 1st Half: 8-12			66.7%	2nd half: 6-14	42.9%	Game: 14-26			53.8%							

## G25 vs. NORTH FLORIDA

North Florida 70 • 10-15, 4-4 ASUN

#	Player		Total		3-Ptr		Rebounds			PF	TP	A	TO	Bk	Stl	Min
			FG-FGA	FG-FGA	FT-FTA	Off	Def	Tot								
00	HORCHLER, Noah	f	7-13	0-4	2-2	2	8	10	1	16	2	2	0	0	1	29
02	AMINU, Wajid	r	3-7	1-2	0-2	0	0	0	4	7	3	2	0	1	22	
03	ESCOBAR, JT	g	2-7	1-5	1-1	0	0	0	2	6	0	1	0	1	21	
11	SAMS, Garrett	g	3-4	2-3	0-1	0	5	5	0	8	1	3	0	2	30	
21	GANDIA-ROSA, Ivan	g	4-10	3-5	0-0	0	2	2	1	11	7	1	0	0	30	
31	LAMBRIGHT, Emmanuel	g	0-0	0-0	0-0	0	0	0	0	0	0	1	0	0	5	
10	BLOUNT, Osborn	g	4-8	3-5	0-0	0	1	1	0	11	2	1	0	0	19	
12	BURKHARDT, Ryan	g	0-1	0-0	0-0	0	0	0	0	0	0	0	0	0	13	
20	COFFEY II, Brian	g	0-1	0-1	0-0	0	1	1	0	0	0	0	0	0	5	
22	DAY, Trip	g	5-10	1-4	0-0	0	2	2	4	11	2	2	0	0	25	
50	HAID, Benedikt	g	0-1	0-1	0-0	0	0	0	0	0	0	0	0	0	2	
Team						0	1	1								
Totals			28-62	11-30	3-6	2	20	22	13	70	17	13	0	4	200	

FG % 1st Half: 11-31 35.5% 2nd half: 17-31 54.8% Game: 28-62 45.2%  
3FG % 1st Half: 5-18 27.8% 2nd half: 6-12 50.0% Game: 11-30 36.7%  
FT % 1st Half: 1-3 33.3% 2nd half: 2-3 66.7% Game: 3-6 50.0%

Deadball  
Rebounds  
1

FGCU 103 • 17-8, 8-0 ASUN

#	Player	Total		3-Ptr	Rebounds			PF	TP	A	TO	Bk	Stl	Min	
		FG-FGA	FG-FGA	FT-FTA	Off	Def	Tot								
21	ERNST, Brady	r	2-2	0-0	0-0	2	0	2	2	4	0	3	0	1	16
24	GILMORE, Michael	r	5-7	2-3	2-3	1	11	12	2	14	3	1	2	1	26
00	GOODWIN, Brandon	g	4-11	0-2	5-5	1	6	7	1	13	6	2	0	0	27
05	JOHNSON, Zach	g	8-17	0-3	0-0	0	7	7	1	16	7	0	0	0	32
31	MERCURIUS, Dinero	g	3-5	2-2	0-0	2	3	5	2	8	1	1	0	0	18
02	KO, Joshua	g	1-1	1-1	0-0	0	2	2	0	3	0	0	0	0	2
03	ROGERS, Darnell	g	0-0	0-0	0-0	0	0	0	0	0	1	0	0	0	2
11	TERRELL, Christian	g	5-8	1-3	2-2	0	2	2	2	13	3	1	0	0	23
13	SCOTT Jr, RaySean	g	6-9	0-0	0-0	2	0	2	1	12	1	0	0	1	10
20	McADOO, Ryan	g	1-1	0-0	0-0	0	0	0	0	2	0	0	0	0	2
23	CARLYLE, Christian	g	0-3	0-0	0-0	2	0	2	1	0	2	0	0	1	16
30	THOMAS, Brian	g	3-5	0-0	2-2	1	1	2	0	8	0	0	0	1	13
32	SIMMONS, Antravious	g	5-7	0-0	0-0	3	1	4	1	10	0	0	0	0	11
33	MAHONEY, Dolan	g	0-0	0-0	0-0	0	0	0	0	0	0	0	0	0	2
Team						0	1	1							
Totals			43-76	6-14	11-12	14	34	48	13	103	24	8	2	8	200

FG % 1st Half: 22-37 59.5% 2nd half: 21-39 53.8% Game: 43-76 56.6%  
3FG % 1st Half: 3-5 60.0% 2nd half: 3-9 33.3% Game: 6-14 42.9%  
FT % 1st Half: 8-9 88.9% 2nd half: 3-3 100.0 Game: 11-12 91.7%

Deadball  
Rebounds  
0

Officials: Lee Cassell (R), Rusty Phillips, Arthur Vauk  
Technical fouls: North Florida-None. FGCU-None.  
Attendance: 4016  
FGCU Ranked #25 In Mid-Major Poll

Score by periods	1st	2nd	Total
North Florida	28	42	70
FGCU	55	48	103

Points	In	Off	2nd	Fast	Bench
UNF	30	7	3	5	22
FGCU	66	24	18	22	48

Last FG - UNF 2nd-02:14, FGCU 2nd-00:42.  
Largest lead - UNF by 3 1st-18:52, FGCU by 32 3rd-00:42.  
UNF led for 01:15, FGCU led for 37:16. Game was tied for 01:29.

Score tied - 1 time.  
Lead changed - 1 time.

**Most points in the paint in program history against a Division-I opponent.**

## G27 @ NJIT

FGCU 75 • 19-8, 10-0 ASUN

#	Player		Total		3-Ptr		Rebounds			PF	TP	A	TO	Bk	Stl	Min
			FG-FGA		FG-FGA	FT-FTA	Off	Def	Tot							
24	GILMORE, Michael	f	2-5	0-1	1-2	0	4	4	2	5	2	2	2	0	18	
32	SIMMONS, Antravious	r	4-7	0-0	4-4	3	1	4	4	12	0	2	0	0	18	
00	GOODWIN, Brandon	g	5-11	1-2	3-4	2	7	9	1	14	4	6	0	1	38	
05	JOHNSON, Zach	g	6-9	3-4	0-0	0	3	3	1	15	3	3	0	0	34	
31	MERCURIUS, Dinero	g	2-4	2-4	4-4	0	1	1	1	10	2	0	0	4	35	
11	TERRELL, Christian	g	5-6	2-3	5-6	0	4	4	0	17	2	1	1	1	32	
13	SCOTT Jr, RaySean	g	1-2	0-0	0-0	0	2	2	1	2	0	1	0	0	9	
21	ERNST, Brady	g	0-1	0-0	0-0	0	0	0	5	0	2	0	0	0	10	
30	THOMAS, Brian	g	0-0	0-0	0-0	0	0	0	2	0	0	1	0	0	6	
Team						1	1	2								
Totals			25-45	8-14	17-20	6	23	29	17	75	13	18	3	6	200	

FG % 1st Half: 15-28 53.6% 2nd half: 10-17 58.8% Game: 25-45 55.6%  
3FG % 1st Half: 5-11 45.5% 2nd half: 3-3 100.0 Game: 8-14 57.1%  
FT % 1st Half: 0-0 0.0% 2nd half: 17-20 85.0% Game: 17-20 85.0%

Deadball  
Rebounds  
2

NJIT 70 • 12-13, 5-5 ASUN

#	Player		Total		3-Ptr		Rebounds			PF	TP	A	TO	Bk	Stl	Min
			FG-FGA	FG-FGA	FT-FTA	Off	Def	Tot								
00	LEWIS, Abdul	r	7-11	4-4	5-9	1	8	9	3	23	2	3	0	0	35	
12	TARKE, Anthony	r	8-20	1-8	4-5	3	2	5	2	21	3	1	0	3	38	
11	GIBBS, Shyquan	g	2-2	1-1	0-0	0	2	2	2	5	3	2	0	0	26	
14	WALSH, Reilly	g	1-5	0-4	0-0	1	1	2	2	2	2	1	0	0	22	
15	WILSON, Diandre	g	1-3	0-1	2-5	0	1	1	3	4	0	2	0	1	20	
04	COOKS, Zach	g	4-8	1-2	0-0	1	0	1	0	9	2	2	0	4	26	
23	JONES, Shawndale	g	0-3	0-2	0-0	0	0	0	1	0	2	0	0	0	13	
32	GREER, Donovan	g	2-3	2-2	0-0	1	0	1	1	6	1	0	0	2	11	
34	BENDARY, Mohamed	g	0-1	0-0	0-0	1	1	2	1	0	0	0	0	1	9	
Team						1	0	1				1				
Totals			25-56	9-24	11-19	9	15	24	15	70	15	12	0	11	200	

FG % 1st Half: 10-25 40.0% 2nd half: 15-31 48.4% Game: 25-56 44.6%  
3FG % 1st Half: 2-9 22.2% 2nd half: 7-15 46.7% Game: 9-24 37.5%  
FT % 1st Half: 7-12 58.3% 2nd half: 4-7 57.1% Game: 11-19 57.9%

Deadball  
Rebounds  
7

Officials: Steven Anderson, Nate Green, Jon Broska  
Technical fouls: FGCU-None. NJIT-None.  
Attendance: 661

Score by periods	1st	2nd	Total
FGCU	35	40	75
NJIT	29	41	70

Points	In	Off	2nd	Fast	Bench
FGCU	26	18	8	8	19
NJIT	28	20	9	6	15

Last FG - FGCU 2nd-01:57, NJIT 2nd-00:17.  
Largest lead - FGCU by 13 2nd-15:14, NJIT by 1 1st-11:44.  
FGCU led for 37:38, NJIT led for 01:18. Game was tied for 01:04.

Score tied - 2 times.  
Lead changed - 4 times.

## G26 @ JACKSONVILLE

FGCU 80 • 18-8, 9-0

#	Player	Total		3-Ptr		Rebounds			PF	TP	A	TO	Bk	Stl	Min
		FG-FA	FG-FGA	FT-FTA	Off	Def	Tot								
13	SCOTT Jr, RaySean	r	3-5	0-0	2-2	2	4	6	4	8	1	0	1	0	14
24	GILMORE, Michael	r	2-4	0-0	0-0	0	1	1	3	4	0	1	0	0	9
00	GOODWIN, Brandon	g	11-19	1-5	1-1	0	2	2	1	24	3	0	0	2	33
05	JOHNSON, Zach	g	10-16	3-4	2-2	2	4	6	2	25	1	1	1	4	34
31	MERCURIUS, Dinero	g	4-8	2-4	1-1	2	1	3	2	11	1	1	0	0	24
02	KO, Joshua	g	0-1	0-1	0-0	0	2	2	0	0	0	0	0	0	2
03	ROGERS, Darnell	g	0-0	0-0	0-0	0	0	0	0	0	0	0	0	0	2
11	TERRELL, Christian	g	0-6	0-4	2-2	1	4	5	2	2	6	3	0	1	31
20	McADOO, Ryan	g	0-0	0-0	0-0	0	0	0	0	0	0	0	0	0	2
21	ERNST, Brady	g	0-0	0-0	0-2	0	2	2	1	0	0	0	2	0	7
23	CARLYLE, Christian	g	1-3	0-0	0-0	0	1	1	4	2	4	1	1	0	22
30	THOMAS, Brian	g	1-1	0-0	0-0	0	2	2	1	2	0	0	0	0	7
32	SIMMONS, Antravious	g	0-2	0-0	2-2	2	4	6	2	2	0	1	0	0	11
33	MAHONEY, Dolan	g	0-1	0-0	0-0	0	0	0	0	0	0	0	0	0	2
Team						2	1	3							
Totals			32-66	6-18	10-12	11	28	39	22	80	16	8	5	7	200

FG % 1st Half: 13-31 41.9% 2nd half: 19-35 54.3% Game: 32-66 48.5%  
3FG % 1st Half: 3-10 30.0% 2nd half: 3-8 37.5% Game: 6-18 33.3%  
FT % 1st Half: 4-4 100.0 2nd half: 6-8 75.0% Game: 10-12 83.3%

Deadball  
Rebounds  
1

Jacksonville 55 • 12-14, 6-3

#	Player		Total		3-Ptr		Rebounds			PF	TP	A	TO	Bk	Stl	Min
			FG-FGA	FG-FGA	FT-FTA	Off	Def	Tot								
14	HOGAN, Jace	r	7-15	0-0	3-5	2	1	3	1	17	2	1	0	0	33	
25	CLAYTON, Antwon	r	2-3	0-0	0-2	1	5	6	3	4	1	6	1	2	25	
01	NOTAE, JD	g	1-9	1-4	2-2	0	1	1	2	5	2	3	0	1	21	
03	HARRIS, Devin	g	0-1	0-0	2-2	0	3	3	1	2	2	2	0	1	24	
11	HINTON, Jalyn	g	2-3	0-0	1-6	3	5	8	1	5	0	1	1	0	18	
00	RUBIO, Tanner		5-9	3-6	0-1	0	2	2	3	13	2	1	0	0	30	
02	ROMICH, Corey		1-3	1-3	0-0	0	0	0	2	3	1	0	0	0	11	
20	RICHMOND, Lee		0-0	0-0	0-0	0	0	0	0	0	0	0	0	0	2	
22	BAKKALI, Radwan		0-1	0-0	0-0	0	4	4	0	0	1	3	0	0	8	
33	HELGELAND, Cody		2-7	2-6	0-0	1	3	4	0	6	1	1	0	0	28	
	Team					3	0	3			1					
	Totals		20-51	7-19	8-18	10	24	34	13	55	12	19	2	4	200	





# G29 vs. KENNESAW STATE

**Kennesaw State 97 • 10-17, 6-6 ASUN**

#	Player		Total		3-Ptr		Rebounds			PF	TP	A TO Blk Stl				Min
			FG-FGA	FG-FGA	FT-FTA	Off	Def	Tot								
02	JONES, Jordan	f	5-8	0-0	1-4	1	6	7	3	11	2	0	1	1	1	19
02	MBUYAMBA, Isaac	f	3-5	0-0	0-1	4	1	5	3	6	1	2	0	0	0	19
03	SCOTT, James	g	10-22	5-10	2-2	0	5	5	2	27	1	2	0	2	3	38
11	CLARKE, Kyle	g	3-5	0-0	3-5	1	1	2	4	9	3	5	0	3	1	19
21	MASTERSON, Nick	g	9-13	3-5	6-8	1	1	2	1	27	3	5	0	0	0	40
01	WILSON, Anthony		1-5	0-0	2-2	1	7	8	4	4	4	2	1	0	0	20
04	HOOKER, Tyler		3-6	0-1	4-5	1	2	3	3	10	4	2	0	1	2	24
24	LOCKLEY, Bryson		1-1	0-0	1-1	1	0	1	1	3	2	2	1	3	2	21
Team						1	2	3								
Totals				35-65	8-16	19-28	11	25	36	21	97	20	20	3	10	200
FG % 1st Half: 18-38			47.4%	2nd half: 17-27			63.0%	Game: 35-65			53.8%	Deadball Rebounds				
3FG % 1st Half: 6-12			50.0%	2nd half: 2-4			50.0%	Game: 8-16			50.0%	3				
FT % 1st Half: 1-6			16.7%	2nd half: 18-22			81.8%	Game: 19-28			67.9%					

**FGCU 93 • 20-9, 11-1 ASUN**

#	Player		Total		3-Ptr		Rebounds			PF	TP	A TO Blk Stl				Min
			FG-FGA	FG-FGA	FT-FTA	Off	Def	Tot								
24	GILMORE, Michael	f	3-5	1-2	2-2	0	4	4	5	9	0	1	0	1	26	
32	SIMMONS, Antravious	f	2-3	0-0	5-5	1	6	7	0	9	3	2	0	1	22	
00	GOODWIN, Brandon	g	10-13	0-2	8-11	1	1	2	4	28	4	8	2	3	37	
05	JOHNSON, Zach	g	6-15	3-7	1-2	0	1	1	3	16	2	0	0	2	37	
31	MERCURIUS, Dinero	g	0-4	0-4	0-0	1	0	1	4	0	1	1	0	1	25	
11	TERRELL, Christian	g	10-12	2-4	1-1	1	7	8	2	23	2	5	0	2	33	
15	DOYLE, Ricky		1-5	0-0	1-2	0	3	3	3	1	0	0	0	0	12	
21	ERNST, Brady		1-2	0-0	1-1	1	2	3	0	3	0	0	0	0	3	
30	THOMAS, Brian		1-1	0-0	0-0	0	0	0	0	2	0	1	0	0	5	
Team						0	1	1								
Totals			34-60	6-19	19-24	5	25	30	21	93	13	18	2	10	200	
FG % 1st Half: 15-26			57.7%	2nd half: 19-34			55.9%	Game: 34-60			56.7%	Deadball Rebounds				
3FG % 1st Half: 1-4			25.0%	2nd half: 5-15			33.3%	Game: 6-19			31.6%					
FT % 1st Half: 8-10			80.0%	2nd half: 11-14			78.6%	Game: 19-24			79.2%	1				

Officials: Chuck Jones (R), Rob Rorke, Marc Ellard  
 Technical fouls: Kennesaw State-None. FGCU-None.  
 Attendance: 3825  
 FGCU Ranked #22 In Mid-Major Poll

Score by periods	1st	2nd	Total
Kennesaw State	43	54	97
FGCU	39	54	93

Points	In Paint	Off T/O	2nd Chance	Fast Break	Bench
KSU	34	18	11	8	17
FGCU	56	28	13	16	31

Last FG - KSU 2nd-00:15, FGCU 2nd-00:20.  
 Largest lead - KSU by 15 2nd-12:29, FGCU by 8 1st-15:28.  
 KSU led for 30:39. FGCU led for 08:28. Game was tied for 00:53.

Score tied - 3 times.  
 Lead changed - 3 times.

The 97 points allowed in regulation are tied for the 4th-most in D-I program history. The 93 points scored were the most ever in a losing effort in program history (dates to 2002-03) until the 96 in the ASUN Final.

# G31 @ STETSON

**FGCU 76 • 21-10, 12-2**

#	Player	Total		3-Ptr		Rebounds			PF	TP	A TO Blk Stl					Min
		FG-FGA	FG-FGA	FT-FTA	Off Def Tot	PF	TP	A TO Blk Stl								
11	TERRELL, Christian	f	7-14	3-6	0-0	0	8	8	0	17	1	1	0	1	35	
24	GILMORE, Michael	f	1-4	1-2	0-1	1	5	6	5	3	2	4	1	0	21	
00	GOODWIN, Brandon	g	9-14	3-6	6-6	1	7	8	2	27	4	0	1	0	36	
05	JOHNSON, Zach	g	4-10	0-4	1-1	0	1	1	3	9	1	1	0	0	22	
31	MERCURIUS, Dinero	g	1-4	1-3	0-0	0	3	3	2	3	4	1	1	1	36	
02	KO, Joshua		0-1	0-0	0-0	0	0	0	0	0	0	0	0	0	1	
13	SCOTT Jr, RaySean		4-5	0-0	3-3	2	4	6	4	11	1	1	0	0	22	
20	McADOO, Ryan		0-0	0-0	2-2	0	0	0	0	2	0	0	0	0	1	
30	THOMAS, Brian		1-2	0-0	2-2	1	1	2	1	4	0	1	0	0	9	
32	SIMMONS, Antravious		0-5	0-0	0-0	1	4	5	1	0	4	0	1	0	16	
33	MAHONEY, Dolan		0-0	0-0	0-0	0	0	0	0	0	0	0	0	0	1	
Team					3	0	3									
Totals			27-59	8-21	14-15	9	33	42	18	76	14	12	4	2	200	
FG % 1st Half: 11-31		35.5%	2nd half: 16-28		57.1%	Game: 27-59		45.8%	Deadball Rebounds							
3FG % 1st Half: 5-10		50.0%	2nd half: 3-11		27.3%	Game: 8-21		38.1%								
FT % 1st Half: 6-7		85.7%	2nd half: 8-8		100.0%	Game: 14-15		93.3%								

**Stetson 60 • 12-19, 4-10**

#	Player	Total		3-Ptr		Rebounds			PF	TP	A TO Blk Stl					Min
		FG-FGA	FG-FGA	FT-FTA	Off Def Tot	PF	TP	A TO Blk Stl								
03	GLASFORD, B.J.	f	3-11	1-5	0-1	1	5	6	3	7	4	0	1	2	23	
14	DENNIS, Larry	f	1-3	0-0	0-0	0	0	0	1	2	0	0	1	0	12	
04	MYLES, Divine	g	3-10	0-2	2-2	1	5	6	1	8	4	1	0	0	32	
05	RIVERA, Angel	g	2-4	1-2	1-2	0	2	2	4	6	1	3	0	1	22	
33	DOYLE, Luke	g	0-7	0-4	4-4	0	3	3	1	4	1	0	1	1	21	
00	JONES, Christiaan		4-7	3-5	0-0	0	4	4	1	11	1	0	1	1	26	
01	MATTHEWS, Keith		1-5	1-3	1-4	0	1	1	2	4	3	0	0	0	17	
10	ANINYE, Kenny		2-2	1-1	2-2	0	0	0	3	7	0	1	0	0	13	
13	CIOCE, Matthew		1-1	0-0	1-2	1	0	1	0	3	0	0	0	0	1	
20	MOSES, Brady		0-1	0-0	0-0	0	0	0	0	0	0	0	0	0	1	
23	IYOLA, Abayomi		2-6	0-0	0-0	0	1	1	1	4	0	2	1	1	13	
32	WEBB, Adam		2-3	0-0	0-0	0	3	3	1	4	0	1	2	0	15	
35	GOODMAN, Leo		0-0	0-0	0-0	0	0	0	0	0	0	0	0	0	4	
Team					3	0	3									
Totals			21-60	7-23	11-17	6	24	30	18	60	14	8	7	6	200	
FG % 1st Half: 10-32		31.3%	2nd half: 11-28		39.3%	Game: 21-60		35.0%	Deadball Rebounds							
3FG % 1st Half: 5-14		35.7%	2nd half: 2-9		22.2%	Game: 7-23		30.4%								
FT % 1st Half: 1-4		25.0%	2nd half: 10-13		76.9%	Game: 11-17		64.7%								

Officials: Marty McEachern, Jason Baker, Rusty Phillips  
 Technical fouls: FGCU-GOODWIN, Brandon. Stetson-None.  
 Attendance: 1150

Score by periods	1st	2nd	Total
FGCU	33	43	76
Stetson	26	34	60

Points	In Paint	Off T/O	2nd Chance	Fast Break	Bench
FGCU	38	4	11	2	17
STET	22	12	6	6	33

Last FG - FGCU 2nd-02:56, STET 2nd-00:31.  
 Largest lead - FGCU by 24 2nd-08:43, STET None.  
 FGCU led for 38:35, STET led for 00:00. Game was tied for 01:25.

Score tied - 0 times.  
 Lead changed - 0 times.

**#DunkCity**

# G30 vs. LIPSCOMB

**Lipscomb 90 • 19-9, 9-4 ASUN**

#	Player		Total		3-Ptr		Rebounds			PF	TP	A TO Blk Stl				Min
			FG-FGA	FG-FGA	FT-FTA	Off	Def	Tot	A			TO	Blk	Stl		
00	MARBERRY, Rob	f	8-12	0-0	0-1	3	3	6	4	16	2	1	0	1	28	
22	PEPPER, Eli		1-8	0-2	0-0	1	6	7	3	2	4	4	0	1	28	
03	BUCKLAND, Michael	g	1-4	0-3	2-2	0	6	6	3	4	2	4	0	0	31	
24	COOPER, Kenny	g	6-9	1-2	6-8	0	2	2	3	19	3	5	0	3	31	
21	MATHEWS, Garrison	g	7-10	3-6	6-6	2	4	6	2	23	2	6	1	0	35	
01	JONES, Greg		2-3	2-3	0-0	0	1	1	2	6	0	0	0	0	7	
12	ROSE, Matt		3-5	2-4	0-0	0	0	0	1	8	0	1	0	0	13	
15	FLEMMING, Andrew		1-1	0-0	0-0	0	1	1	0	2	1	1	0	0	4	
23	KORN, Aaron		3-5	0-1	1-2	2	0	2	2	7	0	1	0	0	16	
55	BRAMMEIER, George		1-1	0-0	1-2	0	0	0	2	3	0	0	0	0	7	
Team						2	1	3				1				
Totals				33-58	8-21	16-21	10	24	34	22	90	14	24	1	5	200
FG % 1st Half: 14-24			58.3%	2nd half: 19-34	55.9%	Game: 32-58	56.9%									Deadball Rebounds 2
3FG % 1st Half: 5-11			45.5%	2nd half: 3-10	30.0%	Game: 8-21	38.1%									
FT % 1st Half: 5-8			62.5%	2nd half: 11-13	84.6%	Game: 16-21	76.2%									



## ASUN SEMIFINAL

North Florida 72 • 14-19

#	Player	Total		3-Ptr		Rebounds			PF	TP	A	TO	Blk	Stl	Min
		FG-FA	FG-FGA	FT-FTA	Off	Def	Tot								
00	HORCHLER, Noah	r	4-8	0-1	1-2	1	5	6	1	9	0	7	0	1	32
02	AMINU, Wajid	r	3-9	0-1	3-5	4	3	7	0	9	1	0	1	3	21
03	ESCOBAR, JT	g	8-12	6-10	0-0	0	0	0	2	22	1	1	0	1	32
11	SAMS, Garrett	g	4-13	2-8	0-0	1	4	5	1	10	4	1	0	0	28
21	GANDIA-ROSA, Ivan	g	3-5	1-2	0-0	0	2	2	0	7	5	3	0	0	34
01	LAMBRIGHT, Emmanuel		0-0	0-0	0-0	0	0	0	1	0	0	0	1	0	5
10	BLOUNT, Osborn		0-1	0-1	0-0	0	1	1	2	0	0	3	0	0	9
12	BURKHARDT, Ryan		1-1	1-1	0-0	0	0	0	0	3	0	0	0	0	11
20	COFFEY II, Brian		0-1	0-0	0-0	0	0	0	0	0	1	1	0	0	3
22	DAY, Trip		5-7	0-2	2-2	1	1	2	1	12	1	2	0	0	21
50	HAID, Benedikt		0-0	0-0	0-0	0	0	0	0	0	0	0	0	0	3
55	DRISCOLL, Chase		0-0	0-0	0-0	0	0	0	0	0	0	0	0	0	1
Team							4	4	8						
Totals			28-57	10-26	6-9	11	20	31	8	72	13	18	2	5	200
FG % 1st Half: 18-30 60.0%		2nd half: 10-27 37.0%		Game: 28-57 49.1%		Deadball									
3FG % 1st Half: 5-15 33.3%		2nd half: 5-11 45.5%		Game: 10-26 38.5%		Rebounds									
FT % 1st Half: 3-5 60.0%		2nd half: 3-4 75.0%		Game: 6-9 66.7%		1									

FGCU 95 • 23-10

#	Player	Total		3-Ptr		Rebounds			PF	TP	A TO Blk Stl				Min
		FG-FA	FG-FA	FT-FTA	Off	Def	Tot	A			TO	Blk	Stl		
13	SCOTT Jr, RaySean	r	2-5	0-0	2-3	3	0	3	4	6	0	1	0	1	8
24	GILMORE, Michael	r	7-12	2-4	0-0	3	3	6	3	16	2	1	1	0	26
00	GOODWIN, Brandon	g	8-16	2-5	0-0	0	6	6	0	18	6	2	0	3	35
05	JOHNSON, Zach	g	6-10	5-8	0-0	0	2	2	0	17	6	1	0	0	33
11	TERRELL, Christian	g	6-9	1-2	1-2	1	3	4	0	14	7	2	0	2	31
02	KO, Joshua		0-1	0-0	0-0	0	0	0	0	0	0	0	0	1	1
03	ROGERS, Darnell		0-0	0-0	0-0	0	0	0	0	0	0	0	0	0	1
20	McADOO, Ryan		0-0	0-0	0-0	0	0	0	0	0	0	0	0	0	1
21	ERNST, Brady		1-1	0-0	0-0	0	3	3	1	2	0	0	0	0	7
23	CARLYLE, Christian		2-4	0-1	1-1	1	0	1	2	5	0	0	0	0	17
31	MERCURIUS, Dinero		4-6	3-4	0-0	2	0	2	2	11	0	0	0	3	24
32	SIMMONS, Antravious		3-7	0-0	0-0	3	2	5	0	6	2	0	0	1	15
33	MAHONEY, Dolan		0-0	0-0	0-0	0	0	0	0	0	0	0	0	0	1
Team			39-71	13-24	4-6	14	20	34	12	95	23	7	1	11	200
Totals															
FG % 1st Half: 23-37 62.2%		2nd half: 16-34 47.1%		Game: 39-71 54.9%		Deadball									
3FG % 1st Half: 8-10 80.0%		2nd half: 5-14 35.7%		Game: 13-24 54.2%		Rebounds									
FT % 1st Half: 1-2 50.0%		2nd half: 3-4 75.0%		Game: 4-6 66.7%		0									

Officials: Jason Baker (R), Wil Howard (U1), Marty McEachan (U2)

Technical fouls: North Florida-None. FGCU-None.

Attendance: 3321

ASUN Championship Semifinal

Standby Official: Shane Land

Score by periods	1st	2nd	Total
North Florida	44	28	72
FGCU	55	40	95

Last FG - UNF 2nd-00:52, FGCU 2nd-00:57.

Largest lead - UNF by 9 1st-16:19, FGCU by 26 2nd-00:57.

UNF led for 08:30. FGCU led for 30:03. Game was tied for 01:27.

	In	Off	2nd	Fast
Points	Paint	T/O	Chance	Break
UNF	32	12	12	9
FGCU	42	34	18	14

Score tied - 3 times.

Lead changed - 3 times.

## ASUN FINAL

Lipscomb 108 • 23-9

#	Player	Total		3-Ptr	Rebounds					PF	TP	A	TO	Blk	Stl	Min
		FG-FA	FG-FGA	FT-FTA	Off	Def	Total									
22	PEPPER, Eli	f	4-7	1-3	4-6	0	6	6	1	13	4	2	1	1	27	
00	MARBERRY, Rob	c	5-5	0-0	4-6	0	3	3	5	14	3	2	0	3	28	
03	BUCKLAND, Michael	g	1-4	0-2	3-4	1	3	4	2	5	3	6	3	5	34	
21	COOPER, Kenny	g	3-3	0-0	11-16	1	4	5	4	17	9	1	0	1	24	
24	MATHEWS, Garrison	g	10-18	7-14	6-9	2	7	9	2	33	3	3	1	0	35	
01	JONES, Greg		0-0	0-0	0-0	0	0	0	0	0	0	0	0	1	3	
12	ROSE, Matt		4-6	3-5	3-4	0	1	1	1	14	1	0	0	0	16	
15	FLEMING, Andrew		0-0	0-0	0-0	0	0	0	1	0	0	0	0	0	1	
23	KORN, Aaron		2-3	1-2	1-2	0	3	3	2	6	1	3	0	0	24	
55	BRAMMEIER, George		3-3	0-0	0-0	1	1	2	2	6	0	1	0	1	8	
Team						0	1	1								
Totals			32-49	12-26	32-47	5	29	34	21	108	24	19	5	12	200	
FG % 1st Half: 20-30 66.7%		2nd half: 12-19 63.2%		Game: 32-49 65.3%		Deadball										
3FG % 1st Half: 9-17 52.9%		2nd half: 3-9 33.3%		Game: 12-26 46.2%		Rebounds										
FT % 1st Half: 11-12 91.7%		2nd half: 21-35 60.0%		Game: 32-47 68.1%		9										

FGCU 96 • 23-11

#	Player		Total			3-Ptr			Rebounds			PF	TP	A TO Blk Stl				Min
			FG-FGA	FG-FGA	FT-FTA	Off	Def	Tot	A	TO	Blk			Stl				
24	GILMORE, Michael	r	1-4	0-1	0-0	2	5	7	4	2	1	2	0	2	23			
32	SIMMONS, Antravious	r	4-6	0-0	3-4	5	3	8	3	11	0	0	0	0	19			
00	GOODWIN, Brandon	g	12-22	6-14	4-8	2	2	4	5	34	4	8	0	1	37			
05	JOHNSON, Zach	g	10-19	9-13	8-8	1	0	1	5	37	2	2	0	3	35			
11	TERRELL, Christian	g	0-9	0-5	4-4	2	1	3	3	4	4	4	0	1	32			
03	ROGERS, Darnell		0-0	0-0	0-0	0	0	0	0	0	0	0	0	0	1			
13	SCOTT Jr, RaySean		1-1	0-0	0-0	1	2	3	2	2	0	0	0	0	7			
15	DOYLE, Ricky		0-1	0-0	0-0	0	0	0	0	0	0	0	0	0	5			
21	ERNST, Brady		0-0	0-0	0-0	0	1	1	0	0	0	0	0	0	1			
23	CARLYLE, Christian		0-2	0-0	1-2	3	3	6	5	1	0	1	0	1	17			
30	THOMAS, Brian		0-0	0-0	0-0	0	0	0	0	0	1	1	0	0	2			
31	MERCURIUS, Dinero		1-7	1-7	2-2	2	1	3	3	5	1	0	0	1	21			
Team																		
Totals			29-71	16-40	22-28	18	18	36	30	96	13	18	0	9	200			
FG % 1st Half: 12-29 41.4% 2nd half: 17-42 40.5% Game: 29-71 40.8% Deadball																		
3FG % 1st Half: 4-12 33.3% 2nd half: 12-28 42.9% Game: 16-40 40.0% Rebounds																		
FT % 1st Half: 3-5 60.0% 2nd half: 19-23 82.6% Game: 22-28 78.6% 1																		

Officials: Brian Shey (R), Vladimir Voyard-Tadal (U1), Rob Rorke (U2)

Technical fouls: Lipscomb-MARBERRY, Rob; TEAM. FGCU-GILMORE, Michael.

Attendance: 4633

2018 ASUN Men's Basketball Championship Final

Standby Official: Freddie Williams

Score by periods	1st	2nd	Total
Lipscomb	60	48	108
FGCU	31	65	96

Last FG - LIP 2nd-00:27, FGCU 2nd-02:02.

Largest lead - LIP by 32 1st-00:57, FGCU by 2 1st-19:33.

LIP led for 38:37. FGCU led for 00:21. Game was tied for 01:02.

	In	Off	2nd	Fast
Points	Paint	T/O	Chance	Break
LIP	38	26	9	16
FGCU	26	27	30	26

Score tied - 2 times.

Lead changed - 1 time.

## NIT FIRST ROUND



## PROGRAM'S MOST POINTS vs. ASUN OPPONENT

1) 111	.....@ Stetson (1/25/11) * 30T
<b>2) 103</b>	..... <b>vs. North Florida (1/29/18)</b>
3) 100	..... vs. Jacksonville (2/6/14)
4) 97	..... @ USC Upstate (2/18/17) * OT
<b>T-5) 96</b>	..... <b>@ North Florida (1/24/18)</b>
96	.....vs. Stetson (1/25/13)
<b>7)</b>	..... <b>93 vs. Kennesaw State (2/15/18)</b>
T-8) 92	.....@ Northern Kentucky (3/1/14)
92	.....vs. Kennesaw State (1/28/12)
92	..... @ Stetson (1/20/12)
<b>T-11) 90</b>	..... <b>vs. Stetson (1/6/18)</b>
90	..... vs. ETSU (1/18/14)

## PROGRAM'S LARGEST WINS vs. ASUN OPPONENT

1) +38	..... <b>90-52 vs. Stetson (1/6/18)</b>
<b>T-2) +33</b>	..... <b>103-70 vs. North Florida (1/29/18)</b>
+33	..... 89-56 @ North Florida (ASUN Semis; 3/3/16)
4) +32	..... 70-38 vs. USC Upstate (2/6/11)
5) +31	..... 96-65 vs. Stetson (1/25/13)

## PAINT EMPHASIS

FGCU led the country in points in the paint per game last year at **41.3**. Included in that average were a pair of then-D-I program record performances of 68 points in the paint versus Ave Maria and Florida National.

### NATIONAL LEADERS: POINTS IN THE PAINT

<b>FGCU</b>	<b>41.3 / GAME</b>
Utah	41.1 / GAME
North Carolina	39.9 / GAME

## 2016-17 DUNK LEADERS

Helping fuel that low-post production was **FGCU finishing 3rd in the nation with 159 dunks** - 11 more than the original Dunk City Sweet Sixteen team in 2012-13.

**FLORIDA STATE 183**

**KENTUCKY 179** **Individual Leaders**

**FGCU 159** Tacko Fall (UCF): 106  
Bam Adebayo (Kentucky): 101  
Demetris Morant (FGCU): 97

Through the first eight games this year, the Eagles were **+43** in second-chance points, but in the last 25 contests they are **-21**.





2017-18 #DunkCity Basketball  
FGCU Combined Team Statistics (as of Mar 07, 2018)  
All games



Overall record: 23-11 Conf: 12-2 Home: 14-6 Away: 9-5 Neutral: 0-0

#	Player	gp-gs	min	avg	Total		3-Point		F-Throw		Rebounds				pf	dq	a	to	blk	stl	pts	avg
					fg-fga	fg%	3fg-fga	3fg%	ft-fa	ft%	off	def	tot	avg								
00	GOODWIN, Brandon	33-32	1097	33.2	216-454	.476	41-146	.281	141-188	.750	38	144	182	5.5	49	1	157	98	4	45	614	18.6
05	JOHNSON, Zach	34-34	1099	32.3	196-414	.473	66-168	.393	83-106	.783	15	96	111	3.3	68	2	102	75	5	68	541	15.9
11	TERRELL, Christian	34-22	995	29.3	152-292	.521	52-130	.400	54-66	.818	31	138	169	5.0	45	0	102	77	10	28	410	12.1
31	MERCURIUS, Dinero	31-16	684	22.1	78-185	.422	56-137	.409	36-39	.923	18	37	55	1.8	57	1	21	29	3	21	248	8.0
32	SIMMONS, Antravious	32-19	555	17.3	93-161	.578	0-0	.000	42-62	.677	61	100	161	5.0	78	3	33	31	4	14	228	7.1
13	SCOTT Jr, RaySean	25-8	388	15.5	69-103	.670	2-10	.200	29-38	.763	41	74	115	4.6	64	0	16	17	13	8	169	6.8
24	GILMORE, Michael	23-19	423	18.4	60-124	.484	12-34	.353	19-30	.633	26	102	128	5.6	74	4	21	38	17	11	151	6.6
23	CARLYLE, Christian	26-5	502	19.3	47-109	.431	9-19	.474	34-41	.829	26	37	63	2.4	64	5	31	30	4	21	137	5.3
15	DOYLE, Ricky	25-13	385	15.4	53-94	.564	0-2	.000	22-35	.629	26	60	86	3.4	55	1	21	29	20	11	128	5.1
30	THOMAS, Brian	17-0	144	8.5	18-28	.643	0-0	.000	14-18	.778	17	30	47	2.8	15	0	1	10	6	2	50	2.9
21	ERNST, Brady	32-2	320	10.0	28-42	.667	0-0	.000	12-29	.414	16	55	71	2.2	40	1	10	14	9	9	68	2.1
03	ROGERS, Darnell	20-0	127	6.4	6-24	.250	4-16	.250	2-4	.500	2	3	5	0.3	9	0	8	12	0	5	18	0.9
02	KO, Joshua	12-0	27	2.3	3-16	.188	2-7	.286	0-0	.000	1	6	7	0.6	0	0	0	2	0	2	8	0.7
20	McADOO, Ryan	14-0	25	1.8	1-7	.143	0-2	.000	3-6	.500	0	3	3	0.2	0	0	0	3	0	2	5	0.4
33	MAHONEY, Dolan	13-0	29	2.2	2-4	.500	0-1	.000	0-0	.000	2	1	3	0.2	4	0	1	1	0	1	4	0.3
Team											41	53	94		1		10					
Total.....		34	6800		1022-2057	.497	244-672	.363	491-662	.742	361	939	1300	38.2	623	18	524	476	95	248	2779	81.7
Opponents.....		34	6800		863-2033	.424	261-796	.328	448-671	.668	345	758	1103	32.4	608	-	440	480	94	237	2435	71.6

TEAM STATISTICS			FGCU	OPP	Date	Opponent	Score	Att.
SCORING			2779	2435	11/11/17	ILLINOIS STATE	w 98-87	4335
Points per game			81.7	71.6	11/13/17	at Siena	w 86-53	5387
Scoring margin			+10.1	-	11/18/17	at Bowling Green	L 80-83	2440
FIELD GOALS-ATT			1022-2057	863-2033	11/21/17	at Middle Tennessee	L 72-85	5017
Field goal pct			.497	.424	^ 11/24/17	DENVER	w 79-71	3517
3 POINT FG-ATT			244-672	261-796	^ 11/25/17	NAVY	w 70-54	3597
3-point FG pct			.363	.328	^ 11/26/17	ST. FRANCIS BROOKLYN	w 75-51	2929
3-pt FG made per game			7.2	7.7	^ 11/29/17	WEBBER INTERNATIONAL	w 115-61	3100
FREE THROWS-ATT			491-662	448-671	12/2/17	MIDDLE TENNESSEE	L 76-81	3931
Free throw pct			.742	.668	12/5/17	FAU	L 88-92	3418
F-Throws made per game			14.4	13.2	12/9/17	at rv UT Arlington	w 85-78	2635
REBOUNDS			1300	1103	12/16/17	ORAL ROBERTS	L 64-83	3316
Rebounds per game			38.2	32.4	12/19/17	at FIU	L 88-91	509
Rebounding margin			+5.8	-	12/22/17	at #11 Wichita State	L 65-75	10506
ASSISTS			524	440	12/27/17	at rv Rhode Island	L 60-80	5347
Assists per game			15.4	12.9	12/29/17	FLORIDA MEMORIAL	w 76-42	3320
TURNOVERS			476	480	12/31/17	FLORIDA TECH	w 62-54	2904
Turnovers per game			14.0	14.1	* 1/6/18	STETSON	w 90-52	4016
Turnover margin			+0.1	-	* 1/11/18	USC UPSTATE	w 75-58	3663
Assist/turnover ratio			1.1	0.9	* 1/13/18	NJIT	w 68-54	3517
STEALS			248	237	* 1/18/18	at Lipscomb	w 88-83	1147
Steals per game			7.3	7.0	* 1/20/18	at Kennesaw State	w 66-49	1502
BLOCKS			95	94	* 1/24/18	at North Florida	w 96-87	2248
Blocks per game			2.8	2.8	* 1/27/18	JACKSONVILLE	w 68-62	4427
ATTENDANCE			73114	40665	* 1/29/18	NORTH FLORIDA	w 103-70	4016
Home games-Avg/Game			20-3656	14-2905	* 2/3/18	at Jacksonville	w 80-55	1283
Neutral site-Avg/Game			-	0-0	* 2/8/18	at NJIT	w 75-70	661
Score by Periods			1st 2nd Totals		* 2/10/18	at USC Upstate	w 88-71	833
FGCU			1310 1469 2779		* 2/15/18	KENNESAW STATE	L 93-97	3825
Opponents			1133 1302 2435		* 2/17/18	LIPSCOMB	L 87-90	4497
					* 2/22/18	at Stetson	w 76-60	1150
					\$ 2/26/18	USC UPSTATE	w 96-76	2832
					\$ 3/1/18	NORTH FLORIDA	w 95-72	3321
					\$ 3/4/18	LIPSCOMB	L 96-108	4633

^ Homewood Suites FGCU Shootout (Alico Arena)

\* ASUN Conference Game

\$ ASUN Tournament



2017-18 #DunkCity Basketball  
FGCU Combined Team Statistics (as of Mar 07, 2018)  
ASUN Tournament



RECORD:	OVERALL	HOME	AWAY	NEUTRAL
ALL GAMES	2-1	2-1	0-0	0-0
CONFERENCE	0-0	0-0	0-0	0-0
NON-CONFERENCE	2-1	2-1	0-0	0-0

#	Player	gp-gs	min	avg	Total		3-Point		F-Throw		Rebounds				pf	dq	a	to	blk	stl	pts	avg
					fg-fga	fg%	3fg-fga	3fg%	ft-fa	ft%	off	def	tot	avg								
05	JOHNSON, Zach	3-3	105	35.0	27-46	.587	18-27	.667	8-8	1.000	1	6	7	2.3	6	1	11	4	1	3	80	26.7
00	GOODWIN, Brandon	3-3	107	35.7	24-51	.471	9-22	.409	4-10	.400	3	9	12	4.0	7	1	14	10	0	5	61	20.3
11	TERRELL, Christian	3-3	97	32.3	13-27	.481	5-11	.455	5-7	.714	3	10	13	4.3	3	0	19	7	0	5	36	12.0
32	SIMMONS, Antravious	3-1	54	18.0	13-21	.619	0-0	.000	9-14	.643	12	9	21	7.0	5	0	3	1	0	1	35	11.7
31	MERCURIUS, Dinero	3-1	74	24.7	7-19	.368	5-16	.313	6-6	1.000	4	2	6	2.0	7	0	3	0	0	4	25	8.3
24	GILMORE, Michael	3-3	63	21.0	10-19	.526	3-7	.429	0-0	.000	5	10	15	5.0	11	0	3	3	1	2	23	7.7
13	SCOTT Jr, RaySean	3-1	40	13.3	7-11	.636	0-0	.000	2-3	.667	5	4	9	3.0	7	0	2	2	1	2	16	5.3
23	CARLYLE, Christian	2-0	34	17.0	2-6	.333	0-1	.000	2-3	.667	4	3	7	3.5	7	1	0	1	0	1	6	3.0
30	THOMAS, Brian	2-0	8	4.0	1-1	1.000	0-0	.000	1-2	.500	0	2	2	1.0	0	0	1	1	0	0	3	1.5
21	ERNST, Brady	2-0	8	4.0	1-1	1.000	0-0	.000	0-0	.000	0	4	4	2.0	1	0	0	0	0	0	2	1.0
03	ROGERS, Darnell	3-0	2	0.7	0-0	.000	0-0	.000	0-0	.000	0	0	0	0.0	0	0	0	0	0	0	0	0.0
33	MAHONEY, Dolan	2-0	1	0.5	0-0	.000	0-0	.000	0-0	.000	0	0	0	0.0	0	0	0	0	0	0	0	0.0
15	DOYLE, Ricky	1-0	5	5.0	0-1	.000	0-0	.000	0-0	.000	0	0	0	0.0	0	0	0	0	0	0	0	0.0
02	KO, Joshua	2-0	1	0.5	0-1	.000	0-0	.000	0-0	.000	0	0	0	0.0	0	0	0	0	0	1	0	0.0
20	McADOO, Ryan	2-0	1	0.5	0-0	.000	0-0	.000	0-0	.000	0	0	0	0.0	0	0	0	0	0	0	0	0.0
Team											1	5	6									
Total.....		3	600		105-204	.515	40-84	.476	37-53	.698	38	64	102	34.0	54	3	56	29	3	24	287	95.7
Opponents.....		3	600		87-170	.512	35-88	.398	47-68	.691	28	73	101	33.7	45	-	50	47	11	20	256	85.3

TEAM STATISTICS	FGCU	OPP
SCORING	287	256
Points per game	95.7	85.3
Scoring margin	+10.3	-
FIELD GOALS-ATT	105-204	87-170
Field goal pct	.515	.512
3 POINT FG-ATT	40-84	35-88
3-point FG pct	.476	.398
3-pt FG made per game	13.3	11.7
FREE THROWS-ATT	37-53	47-68
Free throw pct	.698	.691
F-Throws made per game	12.3	15.7
REBOUNDS	102	101
Rebounds per game	34.0	33.7
Rebounding margin	+0.3	-
ASSISTS	56	50
Assists per game	18.7	16.7
TURNOVERS	29	47
Turnovers per game	9.7	15.7
Turnover margin	+6.0	-
Assist/turnover ratio	1.9	1.1
STEALS	24	20
Steals per game	8.0	6.7
BLOCKS	3	11
Blocks per game	1.0	3.7
ATTENDANCE	10786	0
Home games-Avg/Game	3-3595	0-0
Neutral site-Avg/Game	-	0-0

Date	Opponent		Score	Att.
\$ 2/26/18	USC UPSTATE	w	96-76	2832
\$ 3/1/18	NORTH FLORIDA	w	95-72	3321
\$ 3/4/18	LIPSCOMB	L	96-108	4633

^ Homewood Suites FGCU Shootout (Alico Arena)

\* ASUN Conference Game

\$ ASUN Tournament

Score by Periods	1st	2nd	Totals
FGCU	125	162	287
Opponents	140	116	256



2017-18 #DunkCity Basketball  
FGCU Combined Team Statistics (as of Mar 02, 2018)  
Conference games only



RECORD:	OVERALL	HOME	AWAY	NEUTRAL
ALL GAMES	12-2	5-2	7-0	0-0
CONFERENCE	12-2	5-2	7-0	0-0
NON-CONFERENCE	0-0	0-0	0-0	0-0

#	Player	gp-gs	min	avg	Total		3-Point		F-Throw		Rebounds				pf	dq	a	to	blk	stl	pts	avg
					fg-fga	fg%	3fg-fga	3fg%	ft-fa	ft%	off	def	tot	avg								
00	GOODWIN, Brandon	13-13	429	33.0	93-173	.538	13-45	.289	56-72	.778	15	64	79	6.1	17	0	60	37	3	22	255	19.6
05	JOHNSON, Zach	14-14	461	32.9	93-178	.522	23-60	.383	28-36	.778	6	44	50	3.6	25	0	43	29	1	29	237	16.9
11	TERRELL, Christian	14-5	409	29.2	57-115	.496	13-51	.255	30-34	.882	11	51	62	4.4	16	0	47	34	2	15	157	11.2
13	SCOTT Jr, RaySean	8-1	128	16.0	29-43	.674	1-2	.500	12-19	.632	12	26	38	4.8	15	0	5	4	2	2	71	8.9
31	MERCURIUS, Dinero	14-13	350	25.0	33-77	.429	22-52	.423	17-19	.895	9	18	27	1.9	30	1	11	17	3	11	105	7.5
24	GILMORE, Michael	14-12	258	18.4	36-72	.500	8-18	.444	17-27	.630	13	72	85	6.1	41	3	12	26	9	5	97	6.9
32	SIMMONS, Antravious	12-6	188	15.7	31-63	.492	0-0	.000	15-19	.789	18	42	60	5.0	22	0	13	10	1	4	77	6.4
15	DOYLE, Ricky	8-5	123	15.4	14-28	.500	0-0	.000	10-15	.667	4	25	29	3.6	19	0	5	8	9	2	38	4.8
23	CARLYLE, Christian	9-0	164	18.2	13-27	.481	3-4	.750	7-7	1.000	7	13	20	2.2	17	0	13	12	1	7	36	4.0
30	THOMAS, Brian	13-0	117	9.0	15-24	.625	0-0	.000	12-14	.857	14	25	39	3.0	14	0	0	8	4	2	42	3.2
21	ERNST, Brady	13-1	118	9.1	13-19	.684	0-0	.000	5-10	.500	9	17	26	2.0	19	1	7	11	5	5	31	2.4
20	McADOO, Ryan	6-0	12	2.0	1-3	.333	0-1	.000	2-2	1.000	0	0	0	0.0	0	0	0	0	0	0	4	0.7
02	KO, Joshua	5-0	12	2.4	1-6	.167	1-4	.250	0-0	.000	0	5	5	1.0	0	0	0	2	0	0	3	0.6
33	MAHONEY, Dolan	5-0	11	2.2	0-1	.000	0-0	.000	0-0	.000	0	0	0	0.0	1	0	0	1	0	0	0	0.0
03	ROGERS, Darnell	5-0	20	4.0	0-4	.000	0-3	.000	0-0	.000	1	0	1	0.2	0	0	1	1	0	1	0	0.0
Team											13	18	31					4				
Total.....		14	2800		429-833	.515	84-240	.350	211-274	.770	132	420	552	39.4	236	5	217	204	40	105	1153	82.4
Opponents.....		14	2800		350-855	.409	114-349	.327	144-227	.634	125	300	425	30.4	252	-	184	201	33	103	958	68.4

TEAM STATISTICS	FGCU	OPP	Date	Opponent	Score	Att.
SCORING	1153	958	*	1/6/18	STETSON	w 90-52 4016
Points per game	82.4	68.4	*	1/11/18	USC UPSTATE	w 75-58 3663
Scoring margin	+13.9	-	*	1/13/18	NJIT	w 68-54 3517
FIELD GOALS-ATT	429-833	350-855	*	1/18/18	at Lipscomb	w 88-83 1147
Field goal pct	.515	.409	*	1/20/18	at Kennesaw State	w 66-49 1502
3 POINT FG-ATT	84-240	114-349	*	1/24/18	at North Florida	w 96-87 2248
3-point FG pct	.350	.327	*	1/27/18	JACKSONVILLE	w 68-62 4427
3-pt FG made per game	6.0	8.1	*	1/29/18	NORTH FLORIDA	w 103-70 4016
FREE THROWS-ATT	211-274	144-227	*	2/3/18	at Jacksonville	w 80-55 1283
Free throw pct	.770	.634	*	2/8/18	at NJIT	w 75-70 661
F-Throws made per game	15.1	10.3	*	2/10/18	at USC Upstate	w 88-71 833
REBOUNDS	552	425	*	2/15/18	KENNESAW STATE	L 93-97 3825
Rebounds per game	39.4	30.4	*	2/17/18	LIPSCOMB	L 87-90 4497
Rebounding margin	+9.1	-	*	2/22/18	at Stetson	w 76-60 1150
ASSISTS	217	184				
Assists per game	15.5	13.1				
TURNOVERS	204	201				
Turnovers per game	14.6	14.4				
Turnover margin	-0.2	-				
Assist/turnover ratio	1.1	0.9				
STEALS	105	103				
Steals per game	7.5	7.4				
BLOCKS	40	33				
Blocks per game	2.9	2.4				
ATTENDANCE	27961	8824				
Home games-Avg/Game	7-3994	7-1261				
Neutral site-Avg/Game	-	0-0				

^ Homewood Suites FGCU Shootout (Alico Arena)

\* ASUN Conference Game

\$ ASUN Tournament

Score by Periods	1st	2nd	Totals
FGCU	541	612	1153
Opponents	440	518	958





2017-18 #DunkCity Basketball  
FGCU Team Game-by-Game Comparison (as of Mar 07, 2018)  
All games



Opponent	1st	2nd	Score	Mar	Total FG	FG Pct	3-Pointers	3FG Pct	Free Throws	FT Pct	Rebounds	Assist	T/Over	Block	Steal	Fouls
ILLINOIS STATE	45/42	53/45	98-87	+11	32-65/33-65	.492/.508	7-23/14-29	.304/.483	27-37/7-16	.730/.438	48/24 +24	16/24	12/11	5/5	9/3	16/26
Siena	40/27	46/26	86-53	+33	33-64/19-63	.516/.302	6-20/3-15	.300/.200	14-20/12-21	.700/.571	48/33 +15	16/7	14/14	3/4	10/7	20/15
Bowling Green	43/40	37/43	80-83	(3)	30-71/27-66	.423/.409	6-23/6-15	.261/.400	14-19/23-33	.737/.697	42/46 (4)	13/10	16/14	5/4	6/7	23/19
Middle Tennessee	29/47	43/38	72-85	(13)	21-49/28-58	.429/.483	3-17/6-19	.176/.316	27-38/23-32	.711/.719	32/37 (5)	10/17	16/12	2/2	5/10	26/28
DENVER	35/32	44/39	79-71	+8	26-54/28-55	.481/.509	9-24/5-18	.375/.278	18-23/10-16	.783/.625	28/34 (6)	16/14	9/16	4/1	8/5	17/22
NAVY	28/26	42/28	70-54	+16	27-51/20-58	.529/.345	7-18/2-18	.389/.111	9-10/12-16	.900/.750	40/25 +15	9/3	19/10	4/0	4/8	17/15
ST. FRANCIS BROOKLYN	35/18	40/33	75-51	+24	29-61/19-52	.475/.365	3-7/4-21	.429/.190	14-19/9-18	.737/.500	43/26 +17	15/5	11/14	1/3	4/6	15/17
WEBBER INTERNATIONAL	63/21	52/40	115-61	+54	45-81/25-64	.556/.391	9-25/8-27	.360/.296	16-22/3-4	.727/.750	57/20 +37	29/11	10/18	3/2	14/7	9/16
MIDDLE TENNESSEE	31/34	45/47	76-81	(5)	25-52/29-60	.481/.483	7-17/4-15	.412/.267	19-27/19-25	.704/.760	28/42 (14)	14/14	15/18	1/2	8/6	22/23
FAU	45/34	43/58	88-92	(4)	34-67/29-64	.507/.453	6-12/9-21	.500/.429	14-22/25-33	.636/.758	40/37 +3	8/8	8/7	3/4	4/4	23/20
rv UT Arlington	37/32	48/46	85-78	+7	28-51/27-57	.549/.474	10-19/11-25	.526/.440	19-23/13-19	.826/.684	32/28 +4	14/14	24/21	1/2	9/8	23/18
ORAL ROBERTS	35/42	29/41	64-83	(19)	24-54/34-63	.444/.540	11-25/4-14	.440/.286	5-8/11-13	.625/.846	20/40 (20)	18/18	16/14	2/2	6/10	15/13
FIU	43/40	45/51	88-91	(3)	29-61/27-52	.475/.519	11-32/8-17	.344/.471	19-27/29-46	.704/.630	43/28 +15	17/12	19/11	4/2	5/10	29/20
#11 Wichita State	33/35	32/40	65-75	(10)	25-68/22-56	.368/.393	9-22/9-24	.409/.375	6-10/22-26	.600/.846	39/43 (4)	10/15	15/15	6/11	8/4	23/14
rv Rhode Island	32/38	28/42	60-80	(20)	24-52/27-56	.462/.482	2-9/10-26	.222/.385	10-12/16-21	.833/.762	29/31 (2)	9/7	13/5	0/4	3/6	17/17
FLORIDA MEMORIAL	38/22	38/20	76-42	+34	31-64/14-58	.484/.241	10-34/3-24	.294/.125	4-4/11-22	1000/.500	44/41 +3	19/4	14/17	5/0	11/6	21/11
FLORIDA TECH	32/23	30/31	62-54	+8	25-55/18-61	.455/.295	4-21/6-31	.190/.194	8-14/12-15	.571/.800	33/42 (9)	18/13	12/15	3/2	5/7	17/17
STETSON	52/23	38/29	90-52	+38	30-50/19-60	.600/.317	12-24/7-28	.500/.250	18-20/7-9	.900/.778	42/21 +21	18/10	17/12	3/0	7/6	15/14
USC UPSTATE	38/17	37/41	75-58	+17	32-65/22-66	.492/.333	6-18/8-31	.333/.258	5-12/6-10	.417/.600	47/35 +12	17/10	11/12	1/3	5/6	13/15
NUJIT	36/28	32/26	68-54	+14	26-57/20-54	.456/.370	6-21/5-17	.286/.294	10-13/9-16	.769/.563	41/30 +11	19/10	19/17	4/2	11/7	19/16
Lipscomb	40/48	48/35	88-83	+5	29-53/28-61	.547/.459	9-20/11-26	.450/.423	21-29/16-27	.724/.593	34/30 +4	17/16	17/14	3/0	6/7	21/26
Kennesaw State	32/24	34/25	66-49	+17	24-51/16-50	.471/.320	2-13/3-11	.154/.273	16-25/14-26	.640/.538	41/29 +12	13/6	17/16	4/7	5/9	21/25
North Florida	53/41	43/46	96-87	+9	36-65/30-73	.554/.411	4-10/16-47	.400/.340	20-24/11-13	.833/.846	46/28 +18	18/16	19/12	3/5	8/14	15/19
JACKSONVILLE	35/26	33/36	68-62	+6	27-59/28-67	.458/.418	1-9/2-18	.111/.111	13-20/4-6	.650/.667	46/31 +15	5/9	16/8	1/0	5/10	6/16
NORTH FLORIDA	55/28	48/42	103-70	+33	43-76/28-62	.566/.452	6-14/11-30	.429/.367	11-12/3-6	.917/.500	48/22 +26	24/17	8/13	2/0	8/4	13/13
Jacksonville	33/25	47/30	80-55	+25	32-66/20-51	.485/.392	6-18/7-19	.333/.368	10-12/8-18	.833/.444	39/34 +5	16/12	8/19	5/2	7/4	22/13
NUJIT	35/29	40/41	75-70	+5	25-45/25-56	.556/.446	8-14/9-24	.571/.375	17-20/11-19	.850/.579	29/24 +5	13/15	18/12	3/0	6/11	17/15
USC Upstate	29/44	59/27	88-71	+17	34-65/25-72	.523/.347	4-15/12-38	.267/.316	16-21/9-11	.762/.818	40/41 (1)	19/15	9/14	2/3	6/4	13/19
KENNESAW STATE	39/43	54/54	93-97	(4)	34-60/35-65	.567/.538	6-19/8-16	.316/.500	19-24/19-28	.792/.679	30/36 (6)	13/20	18/20	2/3	10/10	21/21
LIPSCOMB	31/38	56/52	87-90	(3)	30-62/33-58	.484/.569	6-24/8-21	.250/.381	21-27/16-21	.778/.762	27/34 (7)	11/14	15/24	3/1	19/5	22/22
Stetson	33/26	43/34	76-60	+16	27-59/21-60	.458/.350	8-21/7-23	.381/.304	14-15/11-17	.933/.647	42/30 +12	14/14	12/8	4/7	2/6	18/18
USC UPSTATE	39/36	57/40	96-76	+20	37-62/27-64	.597/.422	11-20/13-36	.550/.361	11-19/9-12	.579/.750	32/36 (4)	20/13	4/10	2/4	4/3	12/16
NORTH FLORIDA	55/44	40/28	95-72	+23	39-71/28-57	.549/.491	13-24/10-26	.542/.385	4-6/6-9	.667/.667	34/31 +3	23/13	7/18	1/2	11/5	12/8
LIPSCOMB	31/60	65/48	96-108	(12)	29-71/32-49	.408/.653	16-40/12-26	.400/.462	22-28/32-47	.786/.681	36/34 +2	13/24	18/19	0/5	9/12	30/21

Note: Game totals are displayed in the format TEAM/OPPONENT for each category



2017-18 #DunkCity Basketball  
FGCU Team High/Low Analysis (as of Mar 07, 2018)  
All games



FGCU - TEAM GAME HIGHS

POINTS	115	WEBBER INTERNATIONAL (11/29/17)
	103	NORTH FLORIDA (1/29/18)
	98	ILLINOIS STATE (11/11/17)
	96	LIPSCOMB (3/4/18)
	96	USC UPSTATE (2/26/18)
	96	at North Florida (1/24/18)
FIELD GOALS MADE	45	WEBBER INTERNATIONAL (11/29/17)
	43	NORTH FLORIDA (1/29/18)
FIELD GOAL ATTEMPTS	81	WEBBER INTERNATIONAL (11/29/17)
	76	NORTH FLORIDA (1/29/18)
FIELD GOAL PERCENTAGE	.600 (30-50)	STETSON (1/6/18)
	.597 (37-62)	USC UPSTATE (2/26/18)
3 PT FIELD GOALS MADE	16	LIPSCOMB (3/4/18)
	13	NORTH FLORIDA (3/1/18)
3 PT FG ATTEMPTS	40	LIPSCOMB (3/4/18)
	34	FLORIDA MEMORIAL (12/29/17)
3 PT FG PERCENTAGE	.571 (8-14)	at NJIT (2/8/18)
	.550 (11-20)	USC UPSTATE (2/26/18)
FREE THROWS MADE	27	at Middle Tennessee (11/21/17)
	27	ILLINOIS STATE (11/11/17)
FREE THROW ATTEMPTS	38	at Middle Tennessee (11/21/17)
	37	ILLINOIS STATE (11/11/17)
FREE THROW PERCENTAGE	1.000 (4-4)	FLORIDA MEMORIAL (12/29/17)
	.933 (14-15)	at Stetson (2/22/18)
REBOUNDS	57	WEBBER INTERNATIONAL (11/29/17)
	48	NORTH FLORIDA (1/29/18)
	48	at Siena (11/13/17)
	48	ILLINOIS STATE (11/11/17)
ASSISTS	29	WEBBER INTERNATIONAL (11/29/17)
	24	NORTH FLORIDA (1/29/18)
STEALS	19	LIPSCOMB (2/17/18)
	14	WEBBER INTERNATIONAL (11/29/17)
BLOCKED SHOTS	6	at #11 Wichita State (12/22/17)
	5	at Jacksonville (2/3/18)
	5	FLORIDA MEMORIAL (12/29/17)
	5	at Bowling Green (11/18/17)
	5	ILLINOIS STATE (11/11/17)
TURNOVERS	24	at rv UT Arlington (12/9/17)
	19	at North Florida (1/24/18)
	19	NJIT (1/13/18)
	19	at FIU (12/19/17)
	19	NAVY (11/25/17)
FOULS	30	LIPSCOMB (3/4/18)
	29	at FIU (12/19/17)



2017-18 #DunkCity Basketball  
FGCU High/Low Analysis (as of Mar 07, 2018)  
All games



Opponent - GAME HIGHS

POINTS	108	LIPSCOMB (3/4/18)
	97	KENNESAW STATE (2/15/18)
	92	FAU (12/5/17)
	91	at FIU (12/19/17)
	90	LIPSCOMB (2/17/18)
FIELD GOALS MADE	35	KENNESAW STATE (2/15/18)
	34	ORAL ROBERTS (12/16/17)
FIELD GOAL ATTEMPTS	73	at North Florida (1/24/18)
	72	at USC Upstate (2/10/18)
FIELD GOAL PERCENTAGE	.653 (32-49)	LIPSCOMB (3/4/18)
	.569 (33-58)	LIPSCOMB (2/17/18)
3 PT FIELD GOALS MADE	16	at North Florida (1/24/18)
	14	ILLINOIS STATE (11/11/17)
3 PT FG ATTEMPTS	47	at North Florida (1/24/18)
	38	at USC Upstate (2/10/18)
3 PT FG PERCENTAGE	.500 (8-16)	KENNESAW STATE (2/15/18)
	.483 (14-29)	ILLINOIS STATE (11/11/17)
FREE THROWS MADE	32	LIPSCOMB (3/4/18)
	29	at FIU (12/19/17)
FREE THROW ATTEMPTS	47	LIPSCOMB (3/4/18)
	46	at FIU (12/19/17)
FREE THROW PERCENTAGE	.846 (22-26)	at #11 Wichita State (12/22/17)
	.846 (11-13)	at North Florida (1/24/18)
	.846 (11-13)	ORAL ROBERTS (12/16/17)
REBOUNDS	46	at Bowling Green (11/18/17)
	43	at #11 Wichita State (12/22/17)
ASSISTS	24	LIPSCOMB (3/4/18)
	24	ILLINOIS STATE (11/11/17)
STEALS	14	at North Florida (1/24/18)
	12	LIPSCOMB (3/4/18)
BLOCKED SHOTS	11	at #11 Wichita State (12/22/17)
	7	at Stetson (2/22/18)
	7	at Kennesaw State (1/20/18)
TURNOVERS	24	LIPSCOMB (2/17/18)
	21	at rv UT Arlington (12/9/17)
FOULS	28	at Middle Tennessee (11/21/17)
	26	at Lipscomb (1/18/18)
	26	ILLINOIS STATE (11/11/17)





2017-18 #DunkCity Basketball  
FGCU High/Low Analysis (as of Mar 07, 2018)  
All games



FGCU - GAME LOWS

POINTS	60	at rv Rhode Island (12/27/17)
	62	FLORIDA TECH (12/31/17)
	64	ORAL ROBERTS (12/16/17)
	65	at #11 Wichita State (12/22/17)
	66	at Kennesaw State (1/20/18)
FIELD GOALS MADE	21	at Middle Tennessee (11/21/17)
	24	ORAL ROBERTS (12/16/17)
	24	at rv Rhode Island (12/27/17)
	24	at Kennesaw State (1/20/18)
FIELD GOAL ATTEMPTS	45	at NJIT (2/8/18)
	49	at Middle Tennessee (11/21/17)
FIELD GOAL PERCENTAGE	.368 (25-68)	at #11 Wichita State (12/22/17)
	.408 (29-71)	LIPSCOMB (3/4/18)
3 PT FIELD GOALS MADE	1	JACKSONVILLE (1/27/18)
	2	at rv Rhode Island (12/27/17)
	2	at Kennesaw State (1/20/18)
3 PT FG ATTEMPTS	7	ST. FRANCIS BROOKLYN (11/26/17)
	9	at rv Rhode Island (12/27/17)
	9	JACKSONVILLE (1/27/18)
3 PT FG PERCENTAGE	.111 (1-9)	JACKSONVILLE (1/27/18)
	.154 (2-13)	at Kennesaw State (1/20/18)
FREE THROWS MADE	4	FLORIDA MEMORIAL (12/29/17)
	4	NORTH FLORIDA (3/1/18)
FREE THROW ATTEMPTS	4	FLORIDA MEMORIAL (12/29/17)
	6	NORTH FLORIDA (3/1/18)
FREE THROW PERCENTAGE	.417 (5-12)	USC UPSTATE (1/11/18)
	.571 (8-14)	FLORIDA TECH (12/31/17)
REBOUNDS	20	ORAL ROBERTS (12/16/17)
	27	LIPSCOMB (2/17/18)
ASSISTS	5	JACKSONVILLE (1/27/18)
	8	FAU (12/5/17)
STEALS	2	at Stetson (2/22/18)
	3	at rv Rhode Island (12/27/17)
BLOCKED SHOTS	0	at rv Rhode Island (12/27/17)
	0	LIPSCOMB (3/4/18)
TURNOVERS	4	USC UPSTATE (2/26/18)
	7	NORTH FLORIDA (3/1/18)
FOULS	6	JACKSONVILLE (1/27/18)
	9	WEBBER INTERNATIONAL (11/29/17)



2017-18 #DunkCity Basketball  
FGCU High/Low Analysis (as of Mar 07, 2018)  
All games



Opponent - GAME LOWS

POINTS	42	FLORIDA MEMORIAL (12/29/17)
	49	at Kennesaw State (1/20/18)
	51	ST. FRANCIS BROOKLYN (11/26/17)
	52	STETSON (1/6/18)
	53	at Siena (11/13/17)
FIELD GOALS MADE	14	FLORIDA MEMORIAL (12/29/17)
	16	at Kennesaw State (1/20/18)
FIELD GOAL ATTEMPTS	49	LIPSCOMB (3/4/18)
	50	at Kennesaw State (1/20/18)
FIELD GOAL PERCENTAGE	.241 (14-58)	FLORIDA MEMORIAL (12/29/17)
	.295 (18-61)	FLORIDA TECH (12/31/17)
3 PT FIELD GOALS MADE	2	NAVY (11/25/17)
	2	JACKSONVILLE (1/27/18)
3 PT FG ATTEMPTS	11	at Kennesaw State (1/20/18)
	14	ORAL ROBERTS (12/16/17)
3 PT FG PERCENTAGE	.111 (2-18)	NAVY (11/25/17)
	.111 (2-18)	JACKSONVILLE (1/27/18)
FREE THROWS MADE	3	WEBBER INTERNATIONAL (11/29/17)
	3	NORTH FLORIDA (1/29/18)
FREE THROW ATTEMPTS	4	WEBBER INTERNATIONAL (11/29/17)
	6	JACKSONVILLE (1/27/18)
	6	NORTH FLORIDA (1/29/18)
FREE THROW PERCENTAGE	.438 (7-16)	ILLINOIS STATE (11/11/17)
	.444 (8-18)	at Jacksonville (2/3/18)
REBOUNDS	20	WEBBER INTERNATIONAL (11/29/17)
	21	STETSON (1/6/18)
ASSISTS	3	NAVY (11/25/17)
	4	FLORIDA MEMORIAL (12/29/17)
STEALS	3	ILLINOIS STATE (11/11/17)
	3	USC UPSTATE (2/26/18)
BLOCKED SHOTS	0	NAVY (11/25/17)
	0	FLORIDA MEMORIAL (12/29/17)
	0	STETSON (1/6/18)
	0	at Lipscomb (1/18/18)
	0	JACKSONVILLE (1/27/18)
	0	NORTH FLORIDA (1/29/18)
	0	at NJIT (2/8/18)
TURNOVERS	5	at rv Rhode Island (12/27/17)
	7	FAU (12/5/17)
FOULS	8	NORTH FLORIDA (3/1/18)
	11	FLORIDA MEMORIAL (12/29/17)



## Division-I Era: Since 2007-08 TEAM GAME RECORDS



### Most points

1. 123 - Illinois Institute of Te; 12/19/2003
2. 120 - Ave Maria; 11/29/2016
3. 119 - U. of Puerto Rico Piedra; 11/21/2003
4. 115 - Webber International; 11/29/2017
5. 111 - at Stetson; 1/25/2011
6. 110 - Florida College; 1/14/2003
7. 109 - Florida Christian Colleg; 1/11/2003  
109 - Illinois Wesleyan Univer; 12/20/2003
9. 107 - Florida National; 12/22/2016
10. 106 - Florida Tech; 12/4/2003

### Field goals made

1. 48 - Illinois Institute of Te; 12/19/2003
2. 47 - Ave Maria; 11/29/2016
3. 45 - Webber International; 11/29/2017
4. 44 - Trinity Baptist College; 2/3/2003  
44 - Florida National; 12/22/2016
6. 43 - North Florida; 1/29/2018  
43 - Clearwater Christian Col; 12/7/2002
8. 42 - U. of Puerto Rico Piedra; 11/21/2003
9. 41 - Florida Christian Colleg; 1/11/2003  
41 - Florida College; 1/14/2003  
41 - at Clearwater Christian; 2/6/2003  
41 - Webber International; 1/5/2016

### Field goals attempted

1. 88 - Youngstown State; 11/21/2015
2. 86 - at Clearwater Christian; 2/6/2003
3. 81 - Webber International; 11/29/2017  
81 - Illinois Institute of Te; 12/19/2003
5. 79 - Stetson; 2/17/2012  
79 - at Nova Southeastern; 11/17/2003
7. 78 - Mercer; 1/17/2008  
78 - Palm Beach Atlantic; 2/24/2004
9. 77 - Florida Christian Colleg; 1/11/2003  
77 - at Lipscomb; 1/14/2012

### Field goal percentage (20 made)

1. .677 - Trinity Baptist College; 2/3/2003 (44-65)
2. .671 - Ave Maria; 11/29/2016 (47-70)
3. .667 - Florida National; 12/22/2016 (44-66)
4. .656 - Jacksonville; 2/6/2014 (40-61)
5. .647 - at Stetson; 1/20/2012 (33-51)
6. .614 - at TCU; 11/11/2011 (27-44)  
.614 - at Georgia Southern; 12/4/2016 (35-57)
8. .612 - Webber International; 1/5/2016 (41-67)
9. .604 - Kennesaw State; 1/28/2012 (29-48)
10. .600 - Stetson; 1/6/2018 (30-50)

### 3-point field goals made

1. 16 - at Fairmont State; 1/22/2005  
16 - Lipscomb; 3/4/2018
3. 14 - at ETSU; 1/12/2013  
14 - Stetson; 2/17/2012  
14 - at USC Upstate; 2/28/2011  
14 - Arkansas Tech University; 12/4/2004
7. 13 - Florida Christian Colleg; 1/11/2003  
13 - at Warner Southern Colle; 1/16/2003  
13 - Longwood; 1/24/2012  
13 - at Nova Southeastern; 2/21/2007  
13 - USC Upstate; 1/16/2016  
13 - at Arizona State; 11/28/2007  
13 - University of West Flori; 12/17/2004  
13 - North Florida; 3/1/2018

### 3-point field goals attempted

1. 40 - Stetson; 2/17/2012  
40 - Lipscomb; 3/4/2018
3. 37 - Mercer; 1/17/2008
4. 36 - at Warner Southern Colle; 1/16/2003
5. 34 - at Fairmont State; 1/22/2005  
34 - at Clearwater Christian; 2/6/2003  
34 - at Kentucky Wesleyan; 2/7/2004  
34 - Florida Memorial; 12/29/2017
9. 33 - at ETSU; 1/12/2013  
33 - Stetson; 2/23/2017

### 3-point FG percentage (10 made)

1. .667 - at USC Upstate; 2/28/2011 (14-21)  
.667 - Illinois Wesleyan Univer; 12/20/2003 (12-18)
3. .650 - at Nova Southeastern; 2/21/2007 (13-20)
4. .619 - USC Upstate; 1/16/2016 (13-21)
5. .588 - Webber International; 1/5/2016 (10-17)
6. .579 - at USC Upstate; 2/15/2014 (11-19)  
.579 - Ave Maria; 11/15/2012 (11-19)
8. .565 - Longwood; 1/24/2012 (13-23)
9. .556 - at Palm Beach Atlantic; 2/2/2007 (10-18)  
.556 - at Samford; 11/28/2012 (10-18)  
.556 - at Massachusetts; 12/7/2014 (10-18)

### Free throws made

1. 42 - vs University of North F; 11/13/2004
2. 41 - at Stetson; 1/25/2011
3. 31 - Stetson; 1/8/2009  
31 - Lipscomb; 2/18/2016
5. 30 - vs Georgetown; 3/22/2013  
30 - Maine; 12/29/2011
7. 29 - Warner Southern College; 1/30/2003  
29 - at Jacksonville; 2/2/2013  
29 - Illinois Wesleyan Univer; 12/20/2003
10. 28 - at USC Upstate; 2/18/2017

### Free throws attempted

1. 60 - at Stetson; 1/25/2011
2. 55 - vs University of North F; 11/13/2004
3. 46 - at Grambling State Unive; 11/20/2010
4. 45 - Stetson; 1/8/2009
5. 44 - vs Georgetown; 3/22/2013
6. 42 - Youngstown State; 11/21/2015
7. 41 - Puerto Rico-Bayamon; 11/28/2006
8. 40 - at Valdosta State; 1/3/2006  
40 - at USC Upstate; 2/18/2017
10. 39 - Lipscomb; 2/18/2016

### Free throw percentage (10 made)

1. 1.000 - at FAU; 12/28/2016 (10-10)
2. .964 - NGCSU; 2/26/2007 (27-28)
3. .933 - at Stetson; 2/22/2018 (14-15)
4. .923 - Stetson; 1/10/2015 (12-13)
5. .917 - at Eastern Illinois; 2/16/2004 (22-24)  
.917 - North Florida; 1/29/2018 (11-12)
7. .909 - at Kennesaw State; 1/25/2014 (20-22)  
.909 - at Duke; 11/18/2012 (10-11)  
.909 - at Baylor; 11/18/2016 (10-11)
10. .900 - Stetson; 1/6/2018 (18-20)





Division-I Era: Since 2007-08  
TEAM GAME RECORDS



Most rebounds

1. 62 - Florida Christian Colleg; 1/11/2003
2. 61 - Youngstown State; 11/21/2015
3. 58 - at Southeastern College; 1/25/2003  
58 - vs Marygrove; 2/15/2007
5. 57 - at Clearwater Christian; 2/6/2003  
57 - NGCSU; 2/26/2007  
57 - West Alabama; 11/24/2006  
57 - Webber International; 11/29/2017  
57 - Tuskegee; 12/4/2006
10. 56 - Puerto Rico Cayey; 11/19/2004

Most assists

1. 30 - Florida Christian Colleg; 1/11/2003  
30 - Florida National; 12/22/2016  
30 - Florida Tech; 12/31/2016
4. 29 - Trinity Baptist College; 2/3/2003  
29 - Ave Maria; 11/29/2016  
29 - Webber International; 11/29/2017  
29 - Florida Tech; 12/4/2003  
29 - Clearwater Christian Col; 12/7/2002
9. 27 - Stillman; 1/13/2007  
27 - Florida College; 1/14/2003  
27 - Johnson & Wales Universi; 2/15/2003  
27 - vs Fairleigh Dickinson; 3/15/2016

Most steals

1. 22 - Florida Tech; 12/4/2003
2. 21 - at N.C. Central; 12/16/2009  
21 - Pennsylvania; 12/29/2007
4. 19 - Davis & Elkins College; 12/16/2003  
19 - Illinois Institute of Te; 12/19/2003  
19 - Lipscomb; 2/17/2018
7. 17 - Goshen College; 1/2/2003  
17 - Florida Christian Colleg; 1/11/2003  
17 - Florida Southern; 1/20/2007  
17 - Nova Southeastern; 1/24/2007  
17 - at Clearwater Christian; 2/6/2003  
17 - at Nova Southeastern; 11/17/2003  
17 - Florida National; 12/22/2016

Most blocked shots

1. 13 - ETSU; 2/7/2013
2. 11 - at Campbell; 1/24/2008  
11 - at Stetson; 2/7/2015
4. 10 - USC Upstate; 12/19/2011  
10 - vs South Dakota; 12/28/2015
6. 9 - Stetson; 1/9/2016  
9 - vs University of North F; 11/13/2004  
9 - Eckerd; 11/18/2013
9. 8 - at Mercer; 1/16/2009  
8 - Barry; 1/18/2006  
8 - at Belmont; 1/28/2011  
8 - Ohio; 11/19/2014



## Division-I Era: Since 2007-08 INDIVIDUAL GAME RECORDS



### Most points

1. 37 - Bowie, Leighton; Illinois Wesleyan Univer; 12/20/2003
- 37 - Hopkins, Ryan; Florida College; 1/14/2003
- 37 - Hopkins, Ryan; Plymouth State College; 12/31/2002
- 37 - JOHNSON, Zach; Lipscomb; 3/4/2018
5. 36 - Hopkins, Ryan; at Fairmont State; 1/22/2005
6. 34 - GOODWIN, Brandon; Lipscomb; 3/4/2018
- 34 - NORELIA, Marc-Eddy; Youngstown State; 11/21/2015
- 34 - THOMPSON, Bernard; Ohio; 11/19/2014
- 34 - Tisme, Robinson; Calumet College; 1/3/2003
10. 33 - Coggins, Kelvin; vs University of North F; 11/13/2004
- 33 - Hopkins, Ryan; at Saint Leo University; 12/1/2004

### Field goals made

1. 16 - Tisme, Robinson; Calumet College; 1/3/2003
2. 14 - French, Andy; Trinity Baptist College; 2/3/2003
- 14 - THOMPSON, Bernard; Ohio; 11/19/2014
4. 13 - FIELER, Chase; Hartford; 11/12/2013
- 13 - Hopkins, Ryan; Plymouth State College; 12/31/2002
- 13 - THOMPSON, Bernard; at USF; 12/17/2013
7. 12 - GOODWIN, Brandon; at Florida State; 3/16/2017
- 12 - GOODWIN, Brandon; Lipscomb; 3/4/2018
- 12 - Hopkins, Ryan; Florida College; 1/14/2003
- 12 - Hopkins, Ryan; at Fairmont State; 1/22/2005
- 12 - NORELIA, Marc-Eddy; Youngstown State; 11/21/2015
- 12 - Tisme, Robinson; at Florida Tech; 12/19/2002

### Field goals attempted

1. 28 - Hopkins, Ryan; at Warner Southern Colle; 1/16/2003
2. 27 - GOODWIN, Brandon; at Florida State; 3/16/2017
3. 25 - Hopkins, Ryan; Florida College; 1/14/2003
- 25 - Hopkins, Ryan; at Kentucky Wesleyan; 2/7/2004
- 25 - WOHLLEB, Casey; Mercer; 1/17/2008
6. 24 - Hopkins, Ryan; at Fairmont State; 1/22/2005
- 24 - NORELIA, Marc-Eddy; at Stetson; 2/25/2016
- 24 - WOHLLEB, Casey; at Mercer; 2/14/2008
9. 23 - BROWN, Sherwood; at USC Upstate; 2/23/2012
- 23 - Hopkins, Ryan; at Saint Leo University; 12/1/2004
- 23 - Hopkins, Ryan; Drury University; 12/30/2004
- 23 - THOMPSON, Bernard; at USF; 12/17/2013
- 23 - Tisme, Robinson; Calumet College; 1/3/2003

### Field goal percentage (8 made)

1. 1.000 - McKNIGHT, Eric; Jacksonville; 2/6/2014 (11-11)
2. .909 - JONES, Jamail; at Northern Kentucky; 2/12/2015 (10-11)
- .909 - NORELIA, Marc-Eddy; vs Fairleigh Dickinson; 3/15/2016 (10-11)
4. .889 - MARKS, Kyle; Stetson; 1/8/2009 (8-9)
- .889 - MORANT, Demetris; at NJIT; 2/16/2017 (8-9)
- .889 - Martin, Kevin; at Lynn University; 12/9/2004 (8-9)
- .889 - NORELIA, Marc-Eddy; Eckerd; 1/2/2016 (8-9)
8. .875 - French, Andy; Trinity Baptist College; 2/3/2003 (14-16)
9. .846 - JOHNSON, Zach; Bowling Green; 11/23/2015 (11-13)
10. .833 - BAKER, Reed; Southeast Missouri; 11/16/2010 (10-12)
- .833 - Bowie, Leighton; Davis & Elkins College; 12/16/2003 (10-12)
- .833 - TERRELL, Christian; Kennesaw State; 2/15/2018 (10-12)

### 3-point field goals made

1. 12 - Hopkins, Ryan; at Fairmont State; 1/22/2005
2. 11 - Hopkins, Ryan; Florida College; 1/14/2003
3. 9 - Hopkins, Ryan; at Saint Leo University; 12/1/2004
- 9 - Hopkins, Ryan; Illinois Wesleyan Univer; 12/20/2003
- 9 - Hopkins, Ryan; Drury University; 12/30/2004
- 9 - Hopkins, Ryan; Plymouth State College; 12/31/2002
- 9 - JOHNSON, Zach; Lipscomb; 3/4/2018
8. 8 - Hopkins, Ryan; at Kentucky Wesleyan; 2/7/2004
- 8 - Hopkins, Ryan; Arkansas Tech University; 12/4/2004
- 8 - Hopkins, Ryan; Tri State University; 12/16/2002

### 3-point field goals attempted

1. 23 - Hopkins, Ryan; Florida College; 1/14/2003
- 23 - Hopkins, Ryan; at Fairmont State; 1/22/2005
3. 22 - Hopkins, Ryan; at Warner Southern Colle; 1/16/2003
- 22 - Hopkins, Ryan; Drury University; 12/30/2004
5. 21 - Hopkins, Ryan; at Kentucky Wesleyan; 2/7/2004
6. 20 - Hopkins, Ryan; at Saint Leo University; 12/1/2004
7. 19 - Hopkins, Ryan; Arkansas Tech University; 12/4/2004
8. 17 - Hopkins, Ryan; Shaw University; 1/3/2004
- 17 - Hopkins, Ryan; at Clearwater Christian; 2/6/2003
10. 16 - Hopkins, Ryan; at Barry; 1/4/2005
- 16 - Hopkins, Ryan; at Johnson & Wales Unive; 1/18/2003
- 16 - Hopkins, Ryan; Warner Southern College; 1/30/2003
- 16 - Hopkins, Ryan; at Alabama-Huntsville; 2/3/2004

### 3-point FG percentage (6 made)

1. .857 - VARIDEL, Christophe; at SMU; 11/19/2011 (6-7)
2. .818 - Hopkins, Ryan; Illinois Wesleyan Univer; 12/20/2003 (9-11)
3. .750 - THOMPSON, Bernard; at Duke; 11/18/2012 (6-8)
- .750 - THOMPSON, Bernard; at Massachusetts; 12/7/2014 (6-8)
- .750 - Wohlleb, Casey; at Palm Beach Atlantic; 2/2/2007 (6-8)
6. .700 - BROWN, Sherwood; at USC Upstate; 2/28/2011 (7-10)
7. .692 - JOHNSON, Zach; Lipscomb; 3/4/2018 (9-13)
8. .667 - BAKER, Reed; at Lipscomb; 1/3/2009 (6-9)
- .667 - Crislip, Bryan; at Florida Tech; 12/19/2002 (6-9)
10. .643 - Hopkins, Ryan; Plymouth State College; 12/31/2002 (9-14)

### Free throws made

1. 19 - Bowie, Leighton; Illinois Wesleyan Univer; 12/20/2003
2. 15 - GOODWIN, Brandon; at USC Upstate; 2/18/2017
3. 14 - BAKER, Reed; at Grambling State Unive; 11/20/2010
- 14 - BANKS, Anthony; at Stetson; 1/25/2011
5. 13 - Bowie, Leighton; Shaw University; 1/3/2004
6. 12 - Bowie, Leighton; Lynn University; 11/22/2003
- 12 - Coggins, Kelvin; vs University of North F; 11/13/2004
- 12 - GOODWIN, Brandon; at Middle Tennessee; 11/21/2017
- 12 - O'NEIL, Derrick; FAU; 12/1/2008
10. 11 - Bauer, Beau; Palm Beach Atlantic; 1/11/2007
- 11 - NORELIA, Marc-Eddy; Lipscomb; 2/18/2016

### Free throws attempted

1. 24 - BANKS, Anthony; at Stetson; 1/25/2011
2. 20 - Bowie, Leighton; Illinois Wesleyan Univer; 12/20/2003
3. 19 - Bowie, Leighton; Shaw University; 1/3/2004
4. 17 - GOODWIN, Brandon; at USC Upstate; 2/18/2017
- 17 - GOODWIN, Brandon; at Middle Tennessee; 11/21/2017
6. 16 - BAKER, Reed; at Grambling State Unive; 11/20/2010
- 16 - NORELIA, Marc-Eddy; Youngstown State; 11/21/2015
- 16 - O'NEIL, Derrick; FAU; 12/1/2008
- 16 - RIVERA, Marlon; Campbell; 2/19/2011
- 16 - THOMPSON, Bernard; vs Georgetown; 3/22/2013
- 16 - Tisme, Robinson; University Puerto Rico-B; 11/22/2002



## Division-I Era: Since 2007-08 INDIVIDUAL GAME RECORDS



### Free throw percentage (8 made)

1. 1.000 - BAKER, Reed; at Belmont; 1/5/2009 (8-8)
- 1.000 - BAKER, Reed; at North Florida; 12/2/2010 (8-8)
- 1.000 - BAKER, Reed; Army; 12/30/2008 (8-8)
- 1.000 - Bauer, Beau; Morehouse College; 2/24/2006 (9-9)
- 1.000 - Bowie, Leighton; Palm Beach Atlantic; 2/24/2004 (10-10)
- 1.000 - CHAMBERS, Reggie; Belmont; 2/20/2010 (8-8)
- 1.000 - COMER, Brett; at Stetson; 1/20/2012 (8-8)
- 1.000 - COMER, Brett; vs Florida A&M; 12/22/2013 (10-10)
- 1.000 - Coggins, Kelvin; vs University of North F; 11/13/2004 (12-12)
- 1.000 - Crislip, Bryan; Montevallo; 1/2/2005 (8-8)
- 1.000 - Crislip, Bryan; Warner Southern College; 1/30/2003 (10-10)
- 1.000 - Crislip, Bryan; Concordia College; 11/23/2002 (8-8)
- 1.000 - FIELER, Chase; at Kennesaw State; 1/25/2014 (9-9)
- 1.000 - FIELER, Chase; Campbell; 2/19/2011 (9-9)
- 1.000 - GOODWIN, Brandon; Webber International; 11/29/2017 (8-8)
- 1.000 - JOHNSON, Zach; Lipscomb; 3/4/2018 (8-8)
- 1.000 - THOMPSON, Bernard; at Jacksonville; 2/2/2013 (8-8)
- 1.000 - THOMPSON, Bernard; at Samford; 11/28/2012 (8-8)
- 1.000 - TUCKER, Rayjon; at Lipscomb; 1/24/2016 (8-8)
- 1.000 - VARIDEL, Christophe; at Stetson; 1/25/2011 (9-9)
- 1.000 - VARIDEL, Christophe; ETSU; 2/4/2011 (8-8)

### Most blocked shots

1. 8 - HICKS, Nate; Eckerd; 11/18/2013
2. 7 - MORANT, Demetris; at Stetson; 2/7/2015
3. 6 - MARKS, Kyle; Mercer; 2/14/2009
- 6 - Martin, Kevin; vs University of North F; 11/13/2004
5. 5 - FIELER, Chase; Lipscomb; 1/17/2013
- 5 - FIELER, Chase; USC Upstate; 12/19/2011
- 5 - HICKS, Nate; at USF; 12/17/2013
- 5 - MARKS, Kyle; UNF; 1/8/2010
- 5 - MORANT, Demetris; Stetson; 1/9/2016
- 5 - MORANT, Demetris; North Florida; 2/25/2015
- 5 - NARMBAYE, Roman; at Campbell; 1/24/2008
- 5 - NARMBAYE, Roman; at Kennesaw State; 2/16/2008
- 5 - NORELIA, Marc-Eddy; vs South Dakota; 12/28/2015

### Most rebounds

1. 19 - HICKS, Nate; at USF; 12/17/2013
- 19 - Liddell, Adam; vs Marygrove; 2/15/2007
3. 18 - Liddell, Adam; Apprentice School; 2/10/2006
- 18 - NORELIA, Marc-Eddy; Youngstown State; 11/21/2015
- 18 - TERRELL, Christian; Youngstown State; 11/21/2015
6. 17 - MORANT, Demetris; Jacksonville; 1/28/2017
- 17 - MORANT, Demetris; Georgia Southern; 12/13/2016
8. 16 - O'NEIL, Derrick; at Stetson; 12/4/2008
- 16 - Tisme, Robinson; Calumet College; 1/3/2003
10. 15 - FIELER, Chase; ETSU; 3/6/2014
- 15 - Liddell, Adam; Puerto Rico-Cayey; 11/20/2006
- 15 - NORELIA, Marc-Eddy; Stetson; 2/27/2017

### Most assists

1. 16 - Crislip, Bryan; at Johnson & Wales Unive; 1/18/2003
- 16 - Crislip, Bryan; Tri State University; 12/16/2002
- 16 - Crislip, Bryan; Anderson University; 12/29/2002
4. 15 - Crislip, Bryan; Florida College; 1/14/2003
- 15 - Crislip, Bryan; Illinois Wesleyan Univer; 12/20/2003
6. 14 - COMER, Brett; vs San Diego State; 3/24/2013
- 14 - COMER, Brett; at Massachusetts; 12/7/2014
- 14 - Crislip, Bryan; at Kentucky Wesleyan; 2/7/2004
9. 13 - Crislip, Bryan; at WV State College; 1/8/2003
- 13 - QUAINANCE, Rob; Kennesaw State; 1/19/2008

### Most steals

1. 8 - Crislip, Bryan; at Clearwater Christian; 2/6/2003
2. 7 - BAKER, Reed; ETSU; 1/12/2009
- 7 - QUAINANCE, Rob; at Stetson; 2/23/2008
- 7 - Quaintance, Rob; Puerto Rico-Bayamon; 11/28/2006
5. 6 - BAKER, Reed; at North Florida; 12/2/2010
- 6 - Crislip, Bryan; Johnson & Wales Universi; 2/15/2003
- 6 - GRAF, Dajuan; Stetson; 3/4/2014
- 6 - LIDDELL, Adam; Pennsylvania; 12/29/2007
- 6 - O'NEIL, Derrick; at Jacksonville; 2/21/2009
- 6 - Quaintance, Rob; Florida Southern; 1/20/2007
- 6 - Quaintance, Rob; at Lynn; 12/9/2006
- 6 - THOMPSON, Bernard; Stetson; 1/25/2013
- 6 - THOMPSON, Bernard; at Stetson; 2/22/2013
- 6 - THOMPSON, Bernard; ETSU; 3/6/2014





Division-I Era: Since 2007-08  
TEAM SEASON RECORDS



Points

1. 2779 (34 games) - 2017-18
2. 2703 (35 games) - 2015-16
3. 2701 (34 games) - 2016-17
4. 2696 (37 games) - 2012-13
5. 2638 (32 games) - 2002-03
6. 2504 (35 games) - 2013-14
7. 2498 (33 games) - 2006-07
8. 2393 (31 games) - 2004-05
9. 2306 (32 games) - 2011-12
10. 2270 (27 games) - 2003-04

Scoring average

1. 84.1 (27 games) - 2003-04
2. 82.4 (32 games) - 2002-03
3. 81.7 (34 games) - 2017-18
4. 79.4 (34 games) - 2016-17
5. 77.2 (35 games) - 2015-16
6. 77.2 (31 games) - 2004-05
7. 75.7 (33 games) - 2006-07
8. 72.9 (37 games) - 2012-13
9. 72.1 (32 games) - 2011-12
10. 71.5 (35 games) - 2013-14

Field goals made

1. 1022 (34 games) - 2017-18
2. 1008 (35 games) - 2015-16
3. 1007 (34 games) - 2016-17
4. 976 (37 games) - 2012-13
5. 965 (32 games) - 2002-03
6. 914 (35 games) - 2013-14
7. 909 (33 games) - 2006-07
8. 841 (31 games) - 2004-05
9. 823 (32 games) - 2011-12
10. 814 (33 games) - 2014-15

Field goals attempted

1. 2112 (37 games) - 2012-13
2. 2106 (35 games) - 2015-16
3. 2088 (32 games) - 2002-03
4. 2057 (34 games) - 2017-18
5. 2027 (33 games) - 2006-07
6. 2019 (34 games) - 2016-17
7. 1958 (35 games) - 2013-14
8. 1883 (33 games) - 2014-15
9. 1872 (31 games) - 2004-05
10. 1806 (32 games) - 2011-12

Field goal percentage

1. .499 (1007-2019) - 2016-17
2. .497 (1022-2057) - 2017-18
3. .479 (1008-2106) - 2015-16
4. .467 (914-1958) - 2013-14
5. .462 (965-2088) - 2002-03
6. .462 (976-2112) - 2012-13
7. .458 (800-1746) - 2003-04
8. .456 (823-1806) - 2011-12
9. .449 (841-1872) - 2004-05
10. .448 (909-2027) - 2006-07

3-point field goals made

1. 251 (32 games) - 2011-12
2. 247 (37 games) - 2012-13
3. 244 (34 games) - 2017-18
4. 243 (32 games) - 2002-03
5. 236 (31 games) - 2004-05
6. 221 (34 games) - 2016-17
7. 214 (31 games) - 2007-08
8. 200 (35 games) - 2013-14
9. 197 (33 games) - 2014-15
10. 186 (35 games) - 2015-16

3-point field goals attempted

1. 722 (37 games) - 2012-13
2. 672 (32 games) - 2011-12
- 672 (34 games) - 2017-18
4. 669 (31 games) - 2004-05
5. 667 (32 games) - 2002-03
6. 636 (34 games) - 2016-17
7. 628 (31 games) - 2007-08
8. 608 (35 games) - 2013-14
9. 585 (33 games) - 2014-15
10. 531 (30 games) - 2010-11

3-point FG percentage

1. .374 (251-672) - 2011-12
2. .364 (243-667) - 2002-03
3. .364 (174-478) - 2003-04
4. .363 (244-672) - 2017-18
5. .353 (186-527) - 2015-16
6. .353 (236-669) - 2004-05
7. .347 (221-636) - 2016-17
8. .342 (247-722) - 2012-13
9. .341 (214-628) - 2007-08
10. .337 (197-585) - 2014-15

Free throws made

1. 512 (31 games) - 2008-09
2. 511 (33 games) - 2006-07
3. 501 (35 games) - 2015-16
4. 497 (37 games) - 2012-13
5. 496 (27 games) - 2003-04
6. 491 (34 games) - 2017-18
7. 481 (30 games) - 2005-06
8. 476 (35 games) - 2013-14
9. 475 (31 games) - 2004-05
10. 466 (34 games) - 2016-17

Free throws attempted

1. 812 (33 games) - 2006-07
2. 778 (35 games) - 2015-16
3. 736 (37 games) - 2012-13
4. 732 (31 games) - 2008-09
5. 712 (30 games) - 2005-06
6. 709 (31 games) - 2004-05
7. 708 (30 games) - 2010-11
8. 706 (35 games) - 2013-14
9. 697 (32 games) - 2002-03
10. 695 (27 games) - 2003-04



## Division-I Era: Since 2007-08 TEAM SEASON RECORDS



### Free throw percentage

1. .742 (491-662) - 2017-18
2. .714 (496-695) - 2003-04
3. .702 (466-664) - 2016-17
4. .699 (512-732) - 2008-09
5. .676 (481-712) - 2005-06
6. .675 (497-736) - 2012-13
7. .674 (476-706) - 2013-14
8. .673 (409-608) - 2011-12
9. .670 (475-709) - 2004-05
10. .667 (465-697) - 2002-03

### Rebounds

1. 1468 (557o-911d) - 2006-07
2. 1422 (417o-1005d) - 2015-16
3. 1343 (412o-931d) - 2012-13
4. 1300 (361o-939d) - 2017-18
5. 1289 (428o-861d) - 2002-03
6. 1285 (479o-806d) - 2004-05
7. 1282 (348o-934d) - 2013-14
8. 1269 (379o-890d) - 2016-17
9. 1257 (404o-853d) - 2014-15
10. 1178 (372o-806d) - 2005-06

### Rebounding average

1. 44.5 (33 games) - 2006-07
2. 41.5 (31 games) - 2004-05
3. 40.6 (35 games) - 2015-16
4. 40.4 (27 games) - 2003-04
5. 40.3 (32 games) - 2002-03
6. 39.3 (30 games) - 2005-06
7. 38.2 (34 games) - 2017-18
8. 38.1 (33 games) - 2014-15
9. 37.3 (34 games) - 2016-17
10. 36.6 (35 games) - 2013-14

### Defensive rebounds

1. 1005 (417o-1005d) - 2015-16
2. 939 (361o-939d) - 2017-18
3. 934 (348o-934d) - 2013-14
4. 931 (412o-931d) - 2012-13
5. 911 (557o-911d) - 2006-07
6. 890 (379o-890d) - 2016-17
7. 861 (428o-861d) - 2002-03
8. 853 (404o-853d) - 2014-15
9. 806 (479o-806d) - 2004-05
- 806 (372o-806d) - 2005-06

### Defense rebound avg

1. 28.7 (35 games) - 2015-16
2. 27.6 (34 games) - 2017-18
3. 27.6 (33 games) - 2006-07
4. 26.9 (32 games) - 2002-03
5. 26.9 (30 games) - 2005-06
6. 26.7 (35 games) - 2013-14
7. 26.2 (34 games) - 2016-17
8. 26.0 (31 games) - 2004-05
9. 25.8 (33 games) - 2014-15
10. 25.5 (27 games) - 2003-04

### Offensive rebounds

1. 557 (557o-911d) - 2006-07
2. 479 (479o-806d) - 2004-05
3. 428 (428o-861d) - 2002-03
4. 417 (417o-1005d) - 2015-16
5. 412 (412o-931d) - 2012-13
6. 404 (404o-688d) - 2003-04
- 404 (404o-853d) - 2014-15
8. 398 (398o-675d) - 2007-08
9. 397 (397o-701d) - 2010-11
10. 395 (395o-640d) - 2009-10

### Offense rebound avg

1. 16.9 (33 games) - 2006-07
2. 15.5 (31 games) - 2004-05
3. 15.0 (27 games) - 2003-04
4. 13.6 (29 games) - 2009-10
5. 13.4 (32 games) - 2002-03
6. 13.2 (30 games) - 2010-11
7. 12.8 (31 games) - 2007-08
8. 12.4 (30 games) - 2005-06
9. 12.2 (33 games) - 2014-15
10. 11.9 (35 games) - 2015-16

### Assists

1. 602 - 2002-03
2. 554 - 2006-07
3. 527 - 2016-17
4. 524 - 2017-18
5. 523 - 2012-13
6. 495 - 2004-05
7. 483 - 2015-16
8. 467 - 2014-15
9. 447 - 2013-14
10. 429 - 2003-04

### Assists average

1. 18.8 (32 games) - 2002-03
2. 16.8 (33 games) - 2006-07
3. 16.0 (31 games) - 2004-05
4. 15.9 (27 games) - 2003-04
5. 15.5 (34 games) - 2016-17
6. 15.4 (34 games) - 2017-18
7. 14.2 (33 games) - 2014-15
8. 14.1 (37 games) - 2012-13
9. 13.9 (29 games) - 2009-10
10. 13.8 (35 games) - 2015-16

### Blocked shots

1. 141 - 2015-16
2. 139 - 2012-13
3. 127 - 2014-15
4. 125 - 2013-14
- 125 - 2011-12
6. 116 - 2016-17
7. 105 - 2006-07
8. 102 - 2009-10
9. 95 - 2017-18
10. 94 - 2004-05



## Division-I Era: Since 2007-08 TEAM SEASON RECORDS



### Blocked shots average

1. 4.0 (35 games) - 2015-16
2. 3.9 (32 games) - 2011-12
3. 3.8 (33 games) - 2014-15
4. 3.8 (37 games) - 2012-13
5. 3.6 (35 games) - 2013-14
6. 3.5 (29 games) - 2009-10
7. 3.4 (34 games) - 2016-17
8. 3.2 (33 games) - 2006-07
9. 3.0 (31 games) - 2004-05
10. 3.0 (31 games) - 2007-08

### Steals

1. 331 - 2012-13
2. 305 - 2002-03
3. 299 - 2006-07
4. 274 - 2007-08
5. 266 - 2003-04
6. 261 - 2011-12
7. 248 - 2017-18
8. 238 - 2008-09
9. 237 - 2004-05
10. 232 - 2009-10

### Steals average

1. 9.9 (27 games) - 2003-04
2. 9.5 (32 games) - 2002-03
3. 9.1 (33 games) - 2006-07
4. 8.9 (37 games) - 2012-13
5. 8.8 (31 games) - 2007-08
6. 8.2 (32 games) - 2011-12
7. 8.0 (29 games) - 2009-10
8. 7.7 (31 games) - 2008-09
9. 7.6 (31 games) - 2004-05
10. 7.3 (34 games) - 2017-18

### Scoring defense

1. 63.2 (33 games) - 2014-15
2. 64.4 (32 games) - 2002-03
3. 65.2 (33 games) - 2006-07
4. 66.7 (37 games) - 2012-13
5. 66.8 (31 games) - 2004-05
6. 66.8 (35 games) - 2013-14
7. 68.5 (30 games) - 2005-06
8. 69.3 (34 games) - 2016-17
9. 69.9 (27 games) - 2003-04
10. 70.7 (35 games) - 2015-16

### Scoring margin

1. 18.0 (82.4-64.4) - 2002-03
2. 14.2 (84.1-69.9) - 2003-04
3. 10.5 (75.7-65.2) - 2006-07
4. 10.4 (77.2-66.8) - 2004-05
5. 10.1 (79.4-69.3) - 2016-17
6. 10.1 (81.7-71.6) - 2017-18
7. 6.6 (77.2-70.7) - 2015-16
8. 6.1 (72.9-66.7) - 2012-13
9. 4.7 (71.5-66.8) - 2013-14
10. 4.2 (67.4-63.2) - 2014-15

### Field goal pct defense

1. .390 (741-1900) - 2006-07
2. .395 (739-1870) - 2014-15
3. .396 (728-1839) - 2002-03
4. .406 (866-2133) - 2012-13
5. .410 (713-1738) - 2005-06
6. .412 (877-2129) - 2015-16
7. .412 (710-1722) - 2004-05
8. .413 (821-1989) - 2013-14
9. .414 (645-1558) - 2003-04
10. .424 (863-2033) - 2017-18

### 3-point FG pct defense

1. .286 (191-668) - 2014-15
2. .304 (232-763) - 2015-16
3. .306 (232-757) - 2016-17
4. .309 (250-808) - 2012-13
5. .313 (214-683) - 2006-07
6. .315 (235-746) - 2002-03
7. .325 (229-705) - 2008-09
8. .328 (261-796) - 2017-18
9. .332 (211-635) - 2005-06
10. .341 (218-640) - 2004-05

### Rebounding defense

1. 29.9 (27 games) - 2003-04
2. 30.0 (32 games) - 2002-03
3. 31.3 (31 games) - 2004-05
4. 31.9 (34 games) - 2016-17
5. 32.4 (34 games) - 2017-18
6. 33.5 (30 games) - 2005-06
7. 33.7 (33 games) - 2006-07
8. 33.8 (35 games) - 2013-14
9. 35.1 (33 games) - 2014-15
10. 35.3 (35 games) - 2015-16

### Rebounding margin

1. 10.8 (44.5-33.7) - 2006-07
2. 10.6 (40.4-29.9) - 2003-04
3. 10.2 (40.3-30.0) - 2002-03
4. 10.2 (41.5-31.3) - 2004-05
5. 5.8 (38.2-32.4) - 2017-18
6. 5.8 (39.3-33.5) - 2005-06
7. 5.4 (37.3-31.9) - 2016-17
8. 5.3 (40.6-35.3) - 2015-16
9. 3.0 (38.1-35.1) - 2014-15
10. 2.8 (36.6-33.8) - 2013-14

### Games played

1. 37 - 2012-13
2. 35 - 2015-16
- 35 - 2013-14
4. 34 - 2017-18
- 34 - 2016-17
6. 33 - 2014-15
- 33 - 2006-07
8. 32 - 2011-12
- 32 - 2002-03
10. 31 - 2004-05
- 31 - 2007-08
- 31 - 2008-09



Division-I Era: Since 2007-08  
TEAM SEASON RECORDS



Games started

Minutes

1. 7475 - 2012-13
2. 7175 - 2015-16
3. 7044 - 2013-14
4. 6850 - 2016-17
5. 6800 - 2017-18
6. 6628 - 2014-15
7. 6600 - 2006-07
8. 6450 - 2011-12
9. 6412 - 2002-03
10. 6277 - 2007-08

Minutes average

1. 205.0 (35 games) - 2015-16
2. 202.5 (30 games) - 2010-11
3. 202.5 (31 games) - 2007-08
4. 202.0 (37 games) - 2012-13
5. 201.6 (32 games) - 2011-12
6. 201.5 (34 games) - 2016-17
7. 201.3 (35 games) - 2013-14
8. 201.1 (27 games) - 2003-04
9. 200.9 (29 games) - 2009-10
10. 200.8 (33 games) - 2014-15





## Division-I Era: Since 2007-08 INDIVIDUAL SEASON RECORDS



### Points

1. 629 - Brandon GOODWIN (34 games) - 2016-17
2. 614 - Brandon GOODWIN (33 games) - 2017-18
3. 597 - Marc-Eddy NORELIA (35 games) - 2015-16
4. 580 - Ryan Hopkins (32 games) - 2002-03
5. 574 - Sherwood BROWN (37 games) - 2012-13
6. 541 - Zach JOHNSON (34 games) - 2017-18
7. 529 - Bernard THOMPSON (37 games) - 2012-13
8. 513 - Casey WOHLLEB (31 games) - 2007-08
9. 498 - Beau Bauer (33 games) - 2006-07
- 498 - Bernard THOMPSON (33 games) - 2013-14

### Scoring average (min. 20 games)

1. 19.5 - Leighton Bowie (25 games) - 2003-04
2. 18.6 - Brandon GOODWIN (33 games) - 2017-18
3. 18.5 - Brandon GOODWIN (34 games) - 2016-17
4. 18.1 - Ryan Hopkins (32 games) - 2002-03
5. 17.1 - Marc-Eddy NORELIA (35 games) - 2015-16
6. 16.5 - Casey WOHLLEB (31 games) - 2007-08
7. 15.9 - Zach JOHNSON (34 games) - 2017-18
8. 15.5 - Sherwood BROWN (37 games) - 2012-13
9. 15.1 - Bernard THOMPSON (33 games) - 2013-14
- 15.1 - Beau Bauer (33 games) - 2006-07

### Field goals made

1. 234 - Marc-Eddy NORELIA (35 games) - 2015-16
2. 219 - Brandon GOODWIN (34 games) - 2016-17
3. 216 - Brandon GOODWIN (33 games) - 2017-18
4. 210 - Sherwood BROWN (37 games) - 2012-13
5. 201 - Ryan Hopkins (32 games) - 2002-03
6. 196 - Zach JOHNSON (34 games) - 2017-18
7. 193 - Robinson Tisme (32 games) - 2002-03
8. 190 - Bernard THOMPSON (37 games) - 2012-13
9. 187 - Chase FIELER (35 games) - 2013-14
10. 177 - Brett COMER (35 games) - 2013-14
- 177 - Casey WOHLLEB (31 games) - 2007-08

### Field goals attempted

1. 493 - Ryan Hopkins (32 games) - 2002-03
2. 454 - Brandon GOODWIN (33 games) - 2017-18
3. 449 - Sherwood BROWN (37 games) - 2012-13
4. 445 - Casey WOHLLEB (31 games) - 2007-08
5. 429 - Marc-Eddy NORELIA (35 games) - 2015-16
6. 428 - Brandon GOODWIN (34 games) - 2016-17
7. 414 - Zach JOHNSON (34 games) - 2017-18
8. 407 - Beau Bauer (33 games) - 2006-07
9. 406 - Bernard THOMPSON (37 games) - 2012-13
10. 389 - Brett COMER (35 games) - 2013-14

### Field goal percentage (min. 50 made)

1. .756 - Demetris MORANT (158-209) - 2016-17
2. .670 - RaySean SCOTT Jr (69-103) - 2017-18
3. .663 - Eric McKNIGHT (65-98) - 2013-14
4. .629 - Andy French (122-194) - 2002-03
5. .607 - Juan Cedeno (88-145) - 2004-05
6. .602 - Eric McKNIGHT (97-161) - 2012-13
7. .590 - Brett Fritz (98-166) - 2003-04
8. .589 - Nate HICKS (63-107) - 2013-14
9. .588 - Eddie MURRAY (77-131) - 2011-12
10. .583 - Terike Barrowes (77-132) - 2006-07

### 3-point field goals made

1. 140 - Ryan Hopkins (32 games) - 2002-03
2. 121 - Ryan Hopkins (31 games) - 2004-05
3. 94 - Ryan Hopkins (25 games) - 2003-04
4. 78 - Christophe VARIDEL (30 games) - 2010-11
5. 74 - Bernard THOMPSON (32 games) - 2014-15
6. 73 - Sherwood BROWN (37 games) - 2012-13
7. 68 - Delvin FRANKLIN (31 games) - 2008-09
8. 66 - Zach JOHNSON (34 games) - 2017-18
9. 65 - Bryan Crislip (31 games) - 2004-05
10. 62 - Casey WOHLLEB (31 games) - 2007-08

### 3-point field goals attempted

1. 376 - Ryan Hopkins (32 games) - 2002-03
2. 341 - Ryan Hopkins (31 games) - 2004-05
3. 268 - Ryan Hopkins (25 games) - 2003-04
4. 206 - Christophe VARIDEL (30 games) - 2010-11
5. 196 - Bernard THOMPSON (32 games) - 2014-15
6. 194 - Sherwood BROWN (37 games) - 2012-13
7. 186 - Delvin FRANKLIN (31 games) - 2008-09
8. 183 - Reed BAKER (31 games) - 2008-09
9. 179 - Casey WOHLLEB (31 games) - 2007-08
10. 178 - Beau Bauer (33 games) - 2006-07

### 3-point FG percentage (min. 25 made)

1. .463 - Sherwood BROWN (31-67) - 2010-11
2. .453 - Rayjon TUCKER (29-64) - 2016-17
3. .431 - Filip CVJETICANIN (56-130) - 2011-12
4. .420 - Christophe VARIDEL (60-143) - 2011-12
5. .411 - Bryan Crislip (53-129) - 2003-04
6. .409 - Dinero MERCURIUS (56-137) - 2017-18
7. .401 - Filip CVJETICANIN (55-137) - 2013-14
8. .400 - Christian TERRELL (52-130) - 2017-18
9. .399 - Bryan Crislip (65-163) - 2004-05
10. .393 - Zach JOHNSON (66-168) - 2017-18

### Free throws made

1. 156 - Leighton Bowie (25 games) - 2003-04
2. 141 - Brandon GOODWIN (33 games) - 2017-18
3. 136 - Brandon GOODWIN (34 games) - 2016-17
4. 129 - Marc-Eddy NORELIA (35 games) - 2015-16
5. 110 - Anthony BANKS (30 games) - 2010-11
6. 109 - Bernard THOMPSON (33 games) - 2013-14
7. 106 - Beau Bauer (33 games) - 2006-07
8. 103 - Reed BAKER (31 games) - 2008-09
9. 97 - Casey WOHLLEB (31 games) - 2007-08
10. 96 - Chase FIELER (35 games) - 2013-14

### Free throws attempted

1. 198 - Leighton Bowie (25 games) - 2003-04
2. 192 - Marc-Eddy NORELIA (35 games) - 2015-16
3. 188 - Brandon GOODWIN (33 games) - 2017-18
4. 172 - Brandon GOODWIN (34 games) - 2016-17
5. 170 - Marlon RIVERA (30 games) - 2010-11
6. 155 - Anthony BANKS (30 games) - 2010-11
7. 144 - Bernard THOMPSON (37 games) - 2012-13
8. 141 - Kevin Martin (30 games) - 2004-05
9. 139 - Beau Bauer (33 games) - 2006-07
10. 138 - Bernard THOMPSON (33 games) - 2013-14
- 138 - Brandon Dunbar (32 games) - 2006-07



## Division-I Era: Since 2007-08 INDIVIDUAL SEASON RECORDS



### Free throw percentage (min. 50 made)

1. .873 - Christophe VARIDEL (55-63) - 2011-12
2. .869 - Reed BAKER (53-61) - 2010-11
3. .857 - Scot Wilson (66-77) - 2002-03
4. .852 - Reed BAKER (75-88) - 2009-10
5. .846 - Bryan Crislip (66-78) - 2003-04
6. .844 - Reed BAKER (103-122) - 2008-09
7. .839 - Christophe VARIDEL (52-62) - 2012-13
8. .838 - Christophe VARIDEL (57-68) - 2010-11
9. .828 - Bryan Crislip (77-93) - 2002-03
10. .824 - Leon Woodstock (61-74) - 2005-06

### Rebounds

1. 325 - Marc-Eddy NORELIA (107o-218d) - 2015-16
2. 274 - Adam Liddell (79o-195d) - 2006-07
3. 269 - Demetris MORANT (96o-173d) - 2016-17
4. 260 - Chase FIELER (87o-173d) - 2013-14
5. 242 - Sherwood BROWN (58o-184d) - 2012-13
6. 237 - Robinson Tisme (78o-159d) - 2002-03
7. 226 - Derrick O'NEIL (87o-139d) - 2008-09
8. 217 - Juan Cedeno (83o-134d) - 2004-05
9. 215 - Roman Brown (73o-142d) - 2002-03
10. 201 - Chase FIELER (80o-121d) - 2012-13

### Rebounding average (min. 20 games)

1. 9.3 - Marc-Eddy NORELIA (35 games) - 2015-16
2. 8.3 - Adam Liddell (33 games) - 2006-07
3. 7.9 - Demetris MORANT (34 games) - 2016-17
4. 7.4 - Chase FIELER (35 games) - 2013-14
5. 7.4 - Roman Brown (29 games) - 2002-03
6. 7.4 - Robinson Tisme (32 games) - 2002-03
7. 7.3 - Derrick O'NEIL (31 games) - 2008-09
8. 7.0 - Landon Adler (28 games) - 2006-07
9. 7.0 - Juan Cedeno (31 games) - 2004-05
10. 6.8 - Adam Liddell (29 games) - 2005-06

### Defensive rebounds

1. 218 - Marc-Eddy NORELIA (107o-218d) - 2015-16
2. 195 - Adam Liddell (79o-195d) - 2006-07
3. 184 - Sherwood BROWN (58o-184d) - 2012-13
4. 173 - Chase FIELER (87o-173d) - 2013-14
- 173 - Demetris MORANT (96o-173d) - 2016-17
6. 159 - Robinson Tisme (78o-159d) - 2002-03
7. 153 - Jamail JONES (44o-153d) - 2013-14
8. 145 - Landon Adler (52o-145d) - 2006-07
9. 144 - Marlon RIVERA (27o-144d) - 2010-11
- 144 - Brandon GOODWIN (38o-144d) - 2017-18

### Defense rebound avg (min. 20 games)

1. 6.2 - Marc-Eddy NORELIA (35 games) - 2015-16
2. 5.9 - Adam Liddell (33 games) - 2006-07
3. 5.2 - Landon Adler (28 games) - 2006-07
4. 5.1 - Demetris MORANT (34 games) - 2016-17
5. 5.0 - Sherwood BROWN (37 games) - 2012-13
6. 5.0 - Robinson Tisme (32 games) - 2002-03
7. 4.9 - Chase FIELER (35 games) - 2013-14
8. 4.9 - Adam Liddell (29 games) - 2005-06
- 4.9 - Roman Brown (29 games) - 2002-03
10. 4.8 - Marlon RIVERA (30 games) - 2010-11

### Offensive rebounds

1. 107 - Marc-Eddy NORELIA (107o-218d) - 2015-16
2. 106 - Anthony BANKS (106o-85d) - 2010-11
3. 100 - Anthony BANKS (100o-91d) - 2009-10
4. 96 - Demetris MORANT (96o-173d) - 2016-17
5. 87 - Terike Barrowes (87o-63d) - 2006-07
- 87 - Chase FIELER (87o-173d) - 2013-14
- 87 - Derrick O'NEIL (87o-139d) - 2008-09
8. 83 - Juan Cedeno (83o-134d) - 2004-05
9. 80 - Chase FIELER (80o-121d) - 2012-13
10. 79 - Adam Liddell (79o-195d) - 2006-07

### Offense rebound avg (min. 20 games)

1. 3.5 - Anthony BANKS (30 games) - 2010-11
2. 3.4 - Anthony BANKS (29 games) - 2009-10
3. 3.1 - Marc-Eddy NORELIA (35 games) - 2015-16
4. 2.8 - Demetris MORANT (34 games) - 2016-17
5. 2.8 - Derrick O'NEIL (31 games) - 2008-09
6. 2.8 - Leighton Bowie (25 games) - 2003-04
7. 2.7 - Juan Cedeno (31 games) - 2004-05
8. 2.6 - Terike Barrowes (33 games) - 2006-07
9. 2.5 - Roman Brown (29 games) - 2002-03
10. 2.5 - Chase FIELER (35 games) - 2013-14

### Assists

1. 255 - Bryan Crislip - 2002-03
2. 244 - Brett COMER - 2012-13
3. 236 - Brett COMER - 2014-15
4. 187 - Brett COMER - 2013-14
5. 178 - Brett COMER - 2011-12
6. 176 - Bryan Crislip - 2003-04
7. 175 - Bryan Crislip - 2004-05
8. 174 - Rob QUAINANCE - 2007-08
9. 163 - Rob Quaintance - 2006-07
10. 161 - Marlon RIVERA - 2010-11

### Assists average (min. 20 games)

1. 8.2 - Bryan Crislip (31 games) - 2002-03
2. 7.2 - Brett COMER (33 games) - 2014-15
3. 6.6 - Brett COMER (37 games) - 2012-13
4. 6.5 - Bryan Crislip (27 games) - 2003-04
5. 5.6 - Bryan Crislip (31 games) - 2004-05
6. 5.6 - Rob QUAINANCE (31 games) - 2007-08
7. 5.6 - Brett COMER (32 games) - 2011-12
8. 5.4 - Marlon RIVERA (30 games) - 2010-11
9. 5.3 - Brett COMER (35 games) - 2013-14
10. 5.3 - Rob Quaintance (31 games) - 2006-07

### Blocked shots

1. 51 - Kyle MARKS - 2008-09
2. 49 - Chase FIELER - 2012-13
3. 48 - Demetris MORANT - 2016-17
4. 47 - Eric MCKNIGHT - 2012-13
5. 42 - Nate HICKS - 2013-14
- 42 - Demetris MORANT - 2014-15
7. 38 - Kevin Martin - 2004-05
- 38 - Chase FIELER - 2011-12
9. 37 - Adam Liddell - 2006-07
10. 33 - Roman NARMBAYE - 2007-08



## Division-I Era: Since 2007-08 INDIVIDUAL SEASON RECORDS



### Blocked shots average (min. 20 games)

1. 1.6 - Kyle MARKS (31 games) - 2008-09
2. 1.4 - Demetris MORANT (34 games) - 2016-17
3. 1.4 - Demetris MORANT (23 games) - 2015-16
4. 1.3 - Chase FIELER (37 games) - 2012-13
5. 1.3 - Demetris MORANT (33 games) - 2014-15
6. 1.3 - Eric MCKNIGHT (37 games) - 2012-13
7. 1.3 - Kevin Martin (30 games) - 2004-05
8. 1.2 - Nate HICKS (35 games) - 2013-14
9. 1.2 - Chase FIELER (32 games) - 2011-12
10. 1.1 - Adam Liddell (33 games) - 2006-07

### Steals

1. 102 - Bernard THOMPSON - 2012-13
2. 78 - Bryan Crislip - 2002-03
- 78 - Rob QUAINANCE - 2007-08
4. 77 - Rob Quaintance - 2006-07
5. 68 - Zach JOHNSON - 2017-18
6. 62 - Bryan Crislip - 2003-04
7. 58 - Brett COMER - 2012-13
8. 57 - Bernard THOMPSON - 2011-12
9. 55 - Bernard THOMPSON - 2014-15
- 55 - Beau Bauer - 2006-07

### Steals average (min. 20 games)

1. 2.8 - Bernard THOMPSON (37 games) - 2012-13
2. 2.5 - Bryan Crislip (31 games) - 2002-03
- 2.5 - Rob QUAINANCE (31 games) - 2007-08
4. 2.5 - Rob Quaintance (31 games) - 2006-07
5. 2.3 - Bryan Crislip (27 games) - 2003-04
6. 2.0 - Zach JOHNSON (34 games) - 2017-18
7. 1.8 - Bernard THOMPSON (32 games) - 2011-12
8. 1.7 - Bryan Crislip (31 games) - 2004-05
9. 1.7 - Bernard THOMPSON (32 games) - 2014-15
10. 1.7 - Beau Bauer (28 games) - 2005-06

### Games played

1. 37 - Chase FIELER - 2012-13
- 37 - DaJuan GRAF - 2012-13
- 37 - Sherwood BROWN - 2012-13
- 37 - Eric MCKNIGHT - 2012-13
- 37 - Christophe VARIDEL - 2012-13
- 37 - Bernard THOMPSON - 2012-13
- 37 - Brett COMER - 2012-13
8. 36 - Eddie MURRAY - 2012-13
9. 35 - Christian TERRELL - 2015-16
- 35 - Rayjon TUCKER - 2015-16
- 35 - Brett COMER - 2013-14
- 35 - Nate HICKS - 2013-14
- 35 - Jamail JONES - 2013-14
- 35 - Chase FIELER - 2013-14
- 35 - Marc-Eddy NORELIA - 2015-16
- 35 - Filip CVJETICANIN - 2012-13
- 35 - Zach JOHNSON - 2015-16
- 35 - Dajuan GRAF - 2013-14

### Games started

1. 37 - Chase FIELER - 2012-13
- 37 - Brett COMER - 2012-13
- 37 - Bernard THOMPSON - 2012-13
4. 36 - Sherwood BROWN - 2012-13
5. 35 - Chase FIELER - 2013-14
- 35 - Brett COMER - 2013-14
7. 34 - Zach JOHNSON - 2017-18
- 34 - Brandon GOODWIN - 2016-17
- 34 - Marc-Eddy NORELIA - 2015-16
- 34 - Eric MCKNIGHT - 2012-13

### Minutes

1. 1225 - Sherwood BROWN - 2012-13
2. 1148 - Marc-Eddy NORELIA - 2015-16
3. 1107 - Bernard THOMPSON - 2012-13
4. 1099 - Zach JOHNSON - 2017-18
5. 1097 - Brandon GOODWIN - 2017-18
6. 1096 - Rob QUAINANCE - 2007-08
7. 1085 - Brett COMER - 2013-14
8. 1073 - Brandon GOODWIN - 2016-17
9. 1054 - Brett COMER - 2014-15
10. 1031 - Chase FIELER - 2012-13
- 1031 - Bryan Crislip - 2002-03
- 1031 - Bernard THOMPSON - 2014-15

### Minutes average

1. 35.4 - Rob QUAINANCE (31 games) - 2007-08
2. 33.3 - Bryan Crislip (31 games) - 2002-03
3. 33.2 - Brandon GOODWIN (33 games) - 2017-18
4. 33.1 - Sherwood BROWN (37 games) - 2012-13
5. 32.8 - Marc-Eddy NORELIA (35 games) - 2015-16
6. 32.3 - Zach JOHNSON (34 games) - 2017-18
7. 32.2 - Bernard THOMPSON (32 games) - 2014-15
8. 31.9 - Brett COMER (33 games) - 2014-15
9. 31.8 - Marlon RIVERA (30 games) - 2010-11
10. 31.6 - Brandon GOODWIN (34 games) - 2016-17

# 2017-18 TV / RADIO SPEED CHART



**BRANDON GOODWIN**  
G | 6-2 | 180 | R-Sr.  
NORCROSS, GA.



**TROY BAXTER JR.**  
F | 6-8 | 200 | RS  
TALLAHASSEE, FLA.



**JOSHUA KO**  
G | 6-1 | 167 | R-Sr.  
KAILUA, H.I.



**DARNELL ROGERS**  
G | 5-2 | 150 | Fr.  
BALTIMORE, MD.



**ZACH JOHNSON**  
G | 6-2 | 195 | R-Jr.  
MIAMI, FLA.



**KYLE HOFFMAN**  
G | 5-9 | 140 | So.  
LAWRENCE, KANSAS



**CHRISTIAN TERRELL**  
G | 6-5 | 187 | Sr.  
JACKSONVILLE, FLA.



**RAYSEAN SCOTT JR.**  
F | 6-7 | 213 | So.  
COMPTON, CALIF.



**RICKY DOYLE**  
F | 6-10 | 253 | R-Jr.  
CAPE CORAL, FLA.



**RYAN McADOO**  
G | 6-5 | 190 | Fr.  
BOCA RATON, FLA.



**BRADY ERNST**  
F | 6-10 | 230 | R-So.  
CLINTON, IOWA



**CHRISTIAN CARLYLE**  
G | 6-6 | 210 | So.  
JACKSONVILLE, FLA.



**MICHAEL GILMORE**  
F | 6-10 | 210 | R-Jr.  
JACKSONVILLE, FLA.



**BRIAN THOMAS**  
F | 6-9 | 240 | Fr.  
KENNESAW, GA.



**DINERO MERCURIUS**  
G | 6-4 | 200 | R-Jr.  
ORLANDO, FLA.



**ANTRAVIOUS SIMMONS**  
F | 6-9 | 250 | R-Sr.  
MIAMI, FLA.



**DOLAN MAHONEY**  
G | 6-2 | 185 | Jo.  
BRADENTON, FLA.



**RYAN ROCUANT**  
C | 6-10 | 220 | Fr.  
ESTERO, FLA.



**Joe Dooley**  
Head Coach  
5th Season  
29th Overall  
GW '88




**Michael Fly**  
Assistant Coach  
7th Season  
10th Overall  
Kentucky '06




**Tom Abatemarco**  
Assistant Coach  
3rd Season  
43rd Overall  
Dowling '74



**David Cason**  
Assistant Coach  
1st Season  
23rd Overall  
Illinois State '96



**Tyler Schwab**  
Dir. of Operations  
5th Season  
5th Overall  
Spring Hill '12



**Lawrence Brenneman**  
Video Operations  
3rd Season  
24th Overall  
Geneva (Pa.) '85