



2017-18 MEN'S BASKETBALL #DUNKCITY INFOGRAPHIC GAME NOTES

2013: SWEET 16 | 2014: NIT | 2015: CIT | 2016: NCAA | 2017: NCAA
2013, '16, '17: ASUN TOURNAMENT CHAMPIONS | 2014, '17: ASUN REGULAR SEASON CHAMPIONS
Contact: Jason MacBain | Email: jmacbain@fgcu.edu | Cell: 315.750.0236 | Office: 239.590.7061 | Twitter: @JaBain

SCHEDULE / RESULTS

NOVEMBER

NIT 11	ILLINOIS STATE ESPN 3	W, 98-87
13	@ Siena	W, 86-53
18	@ Bowling Green	L, 83-80
NCAA 21	@ Middle Tennessee ESPN	L, 85-72

24	DENVER ^ ESPN 3	W, 79-71
25	NAVY ^ ESPN 3	W, 70-54
26	ST. FRANCIS BROOKLYN ^ ESPN 3	W, 75-51
29	WEBBER INT'L ^ ESPN 3	W, 115-61

DECEMBER

NCAA 2	MIDDLE TENNESSEE ESPN 3	L, 81-76
5	FAU ESPN 3	L, 92-88

NIT 9	@ rv UT Arlington ESPN 3	W, 85-78
16	ORAL ROBERTS ESPN 3	L, 83-6
19	@ FIU	L, 91-88

NCAA 22	@ #11 Wichita State CBS SPORTS NETWORK	L, 75-65
NCAA 27	@ rv Rhode Island ESPN 3	L, 80-60

29	FLORIDA MEMORIAL ESPN 3	W, 76-42
31	FLORIDA TECH ESPN 3	W, 62-54

JANUARY

6	STETSON * ESPN 3	W, 90-52
---	-------------------------	----------

CIT 11	USC UPSTATE * ESPN 3	W, 75-58
13	NJIT * ESPN 3	W, 68-54
18	@ Lipscomb * ESPN 3	W, 88-83
20	@ Kennesaw State * ESPN 3	W, 66-49
24	@ North Florida * ESPN 3	W, 96-87

CIT 27	JACKSONVILLE * ESPN 3	W, 68-62
29	NORTH FLORIDA * ESPN 3	W, 103-70

FEBRUARY

CIT 3	@ Jacksonville * ESPN 3	W, 80-55
8	@ NJIT * ESPN 3	W, 75-70
CIT 10	@ USC Upstate * ESPN 3	W, 88-71
15	KENNESAW STATE * ESPN 3	L, 97-93
17	LIPSCOMB * ESPN 3	L, 90-87

22	@ Stetson * ESPN 3	7 pm
26	ASUN Quarterfinals ESPN 3	TBA

MARCH

1	ASUN Semifinals ESPN 3	TBA
4	ASUN Final ESPN	TBA

^ Homewood Suites FGCU Shootout
* ASUN Conference Game
ASUN Tournament - On Campus, Higher Seed

FGCU_MBB

@FGCU_MBB (12,777 followers)

/FGCUMBB (19,815 likes)

@FGCU_MBB (6,254 followers)

/FGCUAthletics (455,179 views)



@FGCU_MBB
20-10, 11-2

FGCU @ STETSON

DeLand, Fla. | Edmunds Center (4,000)

Video: ESPN3 | WatchESPN App

Audio: Fox Sports Radio 94.1 FM | David Moulton

Live Stats: StatBroadcast

Series History: FGCU Leads, 18-7

#DunkCity | #ASUNMBB

HC: Joe Dooley (168-108) HC: Corey Williams (51-108)



@StetsonMBB
12-18, 4-9



2018 REGULAR SEASON CHAMPS

FGCU will be looking to become the first school in the history of the ASUN (since 1978-79) to post back-to-back undefeated road conference seasons ... the Eagles have won 13-straight ASUN road games (last loss: at Stetson on Feb. 25, 2016: 80-73) ... FGCU currently has the 6th-longest road winning streak in the nation at six in a row ... FGCU is the first school in the history of the ASUN to post six-straight 20-win seasons ... FGCU is on pace to set a single-season D-I program scoring record (80.5), and is just behind last year's record-setting field goal pace of .499 as the Eagles are at .496 ... **four of FGCU's top-12 highest-scoring games in program history against ASUN opponents have come this year.**

FGCU hasn't had a single game yet this season where all 12 scholarship players have been healthy/eligible ... the Eagles have held five of their first 13 ASUN opponents under 60 points ... **in the other 39 league games played so far this year, there have only been four occurrences of a team not scoring 60.**

PROBABLE STARTERS

0 BRANDON GOODWIN (G)
R-Sr. | 6-2 | 180 | Norcross, GA
18.1 PPG | 5.6 RPG | 4.8 APG

Unanimous ASUN Preseason Player of the Year



5 ZACH JOHNSON (G)
R-Jr. | 6-2 | 195 | Miami, FL
15.1 PPG | 3.4 RPG | 3 APG

ASUN Preseason All-Conference Team Selection



11 CHRISTIAN TERRELL (G)
Sr. | 6-5 | 187 | Jacksonville, FL
11.9 PPG | 4.9 RPG | .526 FG%

Leads FGCU Guards In Field-Goal Percentage



31 DINERO MERCURIUS (G)
R-Jr. | 6-4 | 200 | Orlando, FL
8.1 PPG | 50 3PTs | .424 3PT%

Three Or More 3-Pointers In 10 Games This Year



32 ANTRAVIOUS SIMMONS (F)
R-Sr. | 6-9 | 250 | Miami, FL
6.9 PPG | 4.8 RPG | .593 FG%

Did Not Play In The 1st Meeting With Stetson (Foot)



TWEETABLES

5 THINGS TO KNOW IN 280 🗨️ OR LESS

- 1) With a win, FGCU would post its second-straight 12-2 ASUN season, with the .857 winning percentage tied for the best in program history.
- 2) In the first matchup this year, FGCU posted its largest ASUN margin of victory at +38 with a 90-52 win over Stetson (more information page 35).
- 3) After leading the nation in points in the paint per game (41.3) last year, FGCU is averaging 41.4 this year.
- 4) The Eagles had 19 steals against Lipscomb on Saturday - tied for the 3rd-most in single-game program history and the most ever against an ASUN opponent.
- 5) FGCU's 13-game winning streak from Dec. 29-Feb. 15 was the longest in D-I program history and was the 4th-longest in the nation at the time of it coming to an end.



MATCHUP BREAKDOWN



76	POINTS PER GAME	80.5
77.7	POINTS ALLOWED	70.6
-3.6	REBOUND MARGIN	+6.1
14.8	ASSISTS PER GAME	15.1
10.8	TURNOVERS PER GAME	14.5
7.1	STEALS PER GAME	7.4

FGCU holds an 18-7 edge in the all-time series with Stetson, which started when the Eagles joined D-I and the ASUN in 2007-08. The 18 wins against Stetson are the most for FGCU versus an ASUN team. The Hatters won the first three meetings - and four of the first five - but since then the Eagles have claimed 17 of the 20 contests since 2010.

LEADING THE ASUN PACK

In ASUN play, FGCU leads the league in almost every key category - and does so by a wide margin in many cases:

Points Per Game Allowed

- 1) FGCU: 69.1
2) Jacksonville: 73.1

Scoring Margin

- 1) FGCU: +13.8
2) Lipscomb: +4

Field Goal %

- 1) FGCU: .519
2) North Florida: .483

Rebound Margin

- 1) FGCU: +8.8
2) Lipscomb: +6.6

Field Goal % Defense

- 1) FGCU: .414
2) Jacksonville: .435

Steals Per Game

- 1) FGCU: 7.9
2) NJIT: 7.8

DOMINANT IN THE PAINT

In the first eight years of the program's D-I history (2007-15), FGCU scored 50 or more points in the paint against another D-I opponent just twice. Since the start of the 2015-16 season, the Eagles have accomplished that feat 13 times.

Over the past eight games, the Eagles have scored an incredible 398 points in the paint (49.8 per contest).

RECORD-SETTING COMEBACKS

Twice this year, FGCU has overcome 18-point deficits to win (at Lipscomb: trailed 66-48; at USC Upstate: trailed 32-14). Those 18-point comebacks are the largest in program history, besting the previous mark of 17 set twice in the 2005-06 season and the 16-point D-I record last year against UT Arlington.

PAINT EMPHASIS

FGCU led the nation in points in the paint last year (41.3 per game; 41.4 this year), and it has either tied or out-scored 26 of its first 30 opponents this season in the paint:

Total: +373 / +12.4 Margin Per Game

ASUN STANDINGS

* By Tournament Seed *

Team	ASUN			OVERALL			STREAK
	W	L	W%	W	L	W%	
1) FGCU	11	2	.846	20	10	.667	L2
2) Lipscomb	9	4	.692	19	9	.679	W4
North Florida	7	6	.538	13	17	.433	W2
Jacksonville	7	6	.538	13	17	.433	W1
NJIT	6	7	.462	13	15	.464	L1
Kennesaw State	6	7	.462	10	18	.357	L1
7) Stetson	4	9	.308	12	18	.400	W1
8) USC Upstate	2	11	.154	7	23	.233	L3

FGCU NATIONAL RANKS

34 ASTS
454

17 FG%
.496

9 RBS
1156

10th - Zach Johnson, Total Steals (65)

In its 10 losses, FGCU is averaging 33 rebounds per game, has a -4.4 rebounding margin and is -41 in second-chance points. In its 20 wins, FGCU is averaging 41.3 rebounds per game, has a +11.4 rebounding margin and is +35 in second-chance points.

STILL SORTING IT OUT

30 games into the year, FGCU has already used 16 different starting lineups - tied for the 4th-most in the nation:

- 1) Siena: 18 In 29 Games
T-2) Bryant: 17 In 29 Games
UT Martin: 17 In 29 Games
T-4) FGCU: 16 In 30 Games
UTEP: 16 In 26 Games

ODDS & ENDS

In the 19 games it has out-rebounded its opponent this year, FGCU has done so by at least a +15 margin in 10 of those (9-1 record in those games) ... the win over Siena on Nov. 13 marked **Joe Dooley's** 150th career victory ... **the 33-point road win (86-53) was tied for the largest victory away from home in D-I program history**, and was tied for Siena's largest home defeat in its D-I history (since 1976-77).

MILESTONE TRACKER

FGCU is within reach of several milestone victory marks.

- All-Time Record: 305-205 (Win 300 On Jan. 24)
All-Time Record In D-I Era: 191-166 (9 More Wins For 200)
All-Time Record At Home: 204-65 (Win 200 On Jan. 11)
All-Time Record vs. ASUN: 102-83 (Win 100 On Feb. 3)

#WEAREFGCU

When referring to the University, please be aware of the following policy regarding usage. First references to the intercollegiate athletic programs should be only **FGCU** (preferred) or **Florida Gulf Coast University**. The only secondary references used should be **Florida Gulf Coast** or **Eagles**. Please refrain from using Fla. Gulf Coast, FG Coast, Gulf Coast or any other similar combination.



#DEPTHCITY

FGCU has already had 11 different players reach double-figure points in a game - **tied for the 5th-most in the nation. Every FGCU player also has a positive plus/minus ratio, and 11 players average double-figure minutes.** Below is a list of players who have scored 10 or more points in a game this season, how many times they have led (or tied) the team in scoring and their season high.

Brandon Goodwin (14 - 1 tie)	28
Zach Johnson (9)	27
Christian Terrell (5 - 1 tie)	23
RaySean Scott Jr. (1)	21
Christian Carlyle	18
Dinero Mercurius (1)	16
Antravious Simmons (1)	15
Michael Gilmore	14
Ricky Doyle	11
Darnell Rogers	11
Brady Ernst	10

RECORD ROAD WINNING STREAKS --- SNAPPED EARLIER THIS YEAR ---

FGCU had won a program-best 10-straight road games dating back to last year - the 2nd-longest road winning streak in the country - before a last-second loss at Bowling Green on Nov. 18. FGCU now carries a six-game road winning streak, which is tied for the 6th-longest current run in the nation.

The Eagles finished a program-best 7-0 on the road in the ASUN last year, surpassing the previous single-season record for wins of five. FGCU is the first ASUN institution to go undefeated on the road in conference action since former league member Samford went 8-0 in 1998-99.

FGCU has continued that road dominance in 2017-18 as the Eagles have now won 13-straight ASUN road games.

FGCU GROWTH

FGCU moved to the Division-I ranks in 2007-08, becoming post-season eligible for the 2011-12 season. After starting their D-I transition with five-straight losing seasons, the Eagles have now posted six-consecutive 20-win seasons. After not finishing higher than 6th place in the ASUN the first five years, FGCU has finished no worse than a tie for 2nd each of the past five seasons.

YEAR	OVERALL	ASUN	ASUN FINISH
2007-08	10-21	6-10	T-8
2008-09	11-20	7-13	9
2009-10	8-21	5-15	T-10
2010-11	10-20	7-13	7
2011-12	15-17	8-10	T-6
2012-13	26-11	13-5	2
2013-14	22-13	14-4	T-1
2014-15	22-11	11-3	2
2015-16	21-14	8-6	T-2
2016-17	26-8	12-2	1
2017-18	20-10	11-2	1
1D-I Total	191-166	102-83	
Since '12-13	137-67	69-22	

#DunkCity

RECORD SEASON

Program Single Season

	POINTS
Brandon Goodwin (2016-17)	629
Marc-Eddy Norelia (2015-16)	597
Ryan Hopkins (2002-03)	580



GOODWIN

Brandon Goodwin was the unanimous 2017 ASUN Newcomer of the Year, in addition to being named ASUN First Team, ASUN Tournament MVP and setting a league record by securing six ASUN Newcomer of the Week honors. He was also named to the NABC All-District First Team after setting a program record by scoring 629 points. He hit three game-winning shots and led FGCU in scoring (18.5) and assists (4.1). More info on his bio page.

SCHEDULE RUNDOWN

FGCU played six non-conference games against teams that finished in the top 40 of the RPI last year. Each of those teams won at least 25 games and played in the postseason. The Eagles went 2-4 against the group:

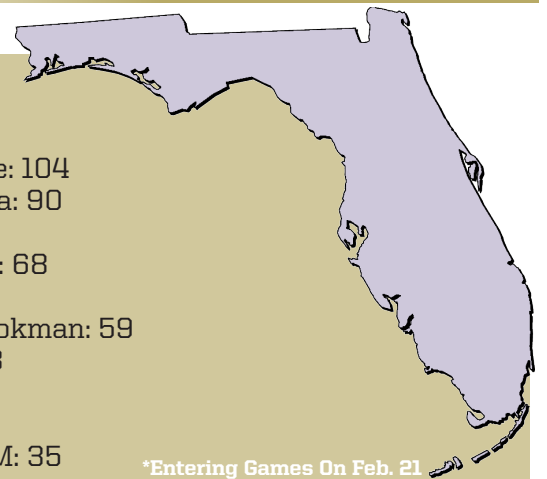
Nov. 11: vs. 39 Illinois State (28-7, NIT) | **W, 98-87**
 Nov. 21: @ 34 Middle Tennessee (31-5, NCAA) | **L, 85-72**
 Dec. 2: vs. 34 Middle Tennessee | **L, 81-76**
 Dec. 9: @ 40 UT Arlington (27-9, NIT) | **W, 85-78**
 Dec. 22: @ 29 Wichita State (31-5, NCAA) | **L, 75-65**
 Dec. 27: @ 31 Rhode Island (25-10, NCAA) | **L, 80-60**

Each of those NCAA Tournament opponents won a March Madness game last year, and the other two claimed three total victories in the NIT. Those opponents went a combined 142-36 (.798 winning percentage) last season and posted an average RPI of 34.

MOST WINS IN FLORIDA

Since 2013-14 Season

- 1) Florida: 116
- 2) FGCU: 111
- 3) Miami: 109
- 4) Florida State: 104
- 5) North Florida: 90
- 6) UCF: 78
- 7) Jacksonville: 68
- 8) FIU: 62
- 9) Bethune-Cookman: 59
- 10) Stetson: 53
- 11) FAU: 48
- 12) USF: 45
- 13) Florida A&M: 35



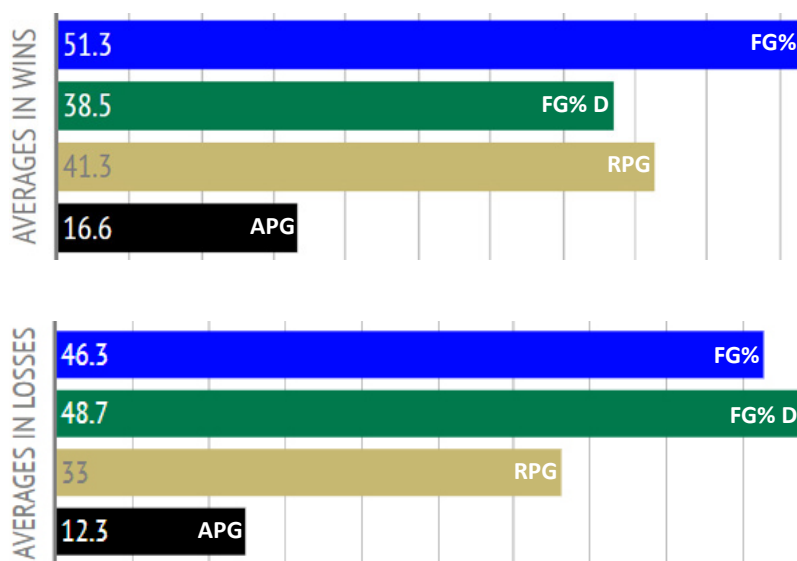
*Entering Games On Feb. 21

FGCU is the only D-I team in the state of Florida which has posted five-straight 20-win seasons (six-consecutive for the Eagles). As FGCU has moved among some of the preeminent teams in the state, it has done so with Florida talent. Last year, Florida natives were responsible for 80 percent of FGCU's points and 75 percent of the Green and Blue's rebounds and assists.

This season, eight of FGCU's 13 scholarship players hail from the Sunshine State, and including walk-ons there are 11 total players from Florida on the 2017-18 roster.



W-L AVERAGES



RECORDS UNDER DOOLEY

FGCU has the following records under the direction of Joe Dooley, who is in his 5th year with the Eagles in 2017-18:

Leading At The Half: 86-7 (.925) - 3 Losses This Year

Holding Opponent Below 40% FG: 62-6 (.912)

Grabbing More Rebounds: 88-16 (.846)

Scoring Between 70-79 Points: 60-13 (.822)

Scoring 80+ Points: 49-10 (.831) - 5 Losses This Year

2017-18 DUNK COUNTER

vs. Illinois State: 2 (Goodwin, Johnson)
 @ Siena: 4 (Goodwin (2), Johnson, Doyle)
 @ Bowling Green: 2 (Ernst, Doyle)
 @ Middle Tennessee: 1 (Doyle)
 vs. Denver: 1 (Scott Jr.)
 vs. Navy: 1 (Carlyle)
 vs. St. Francis Brooklyn: 1 (Doyle)
 vs. Webber International: 13 (Johnson (3),
 Scott Jr. (3), Ernst (2), Doyle (2),
 Carlyle (2), Simmons)
 vs. Middle Tennessee: 2 (Johnson,
 Simmons)

vs. FAU: 1 (Scott Jr.)
 @ rv UT Arlington: 1 (Johnson)
 vs. Oral Roberts: 3 (Gilmore)
 @ FIU: 2 (Ernst, Scott Jr.)
 @ #11 Wichita State: 0
 @ rv Rhode Island: 0

vs. Florida Memorial: 6 (Gilmore (3),
 Terrell (2), Ernst)
 vs. Florida Tech: 7 (Gilmore (2), Doyle (2),
 Carlyle, Terrell, Ernst)

vs. Stetson: 1 (Scott Jr.)
 vs. USC Upstate: 6 (Johnson (2), Gilmore (2),
 Doyle, Scott Jr.)

vs. NJIT: 3 (Johnson, Gilmore, Doyle)
 @ Lipscomb: 0

@ Kennesaw State: 1 (Thomas)
 @ North Florida: 9 (Johnson (3), Ernst (3), Gilmore (2), Thomas)
 vs. Jacksonville: 2 (Johnson, Gilmore)

vs. North Florida: 5 (Johnson (3), Thomas, Gilmore)

@ Jacksonville: 2 (Johnson)
 @ NJIT: 4 (Goodwin (3), Gilmore)

@ USC Upstate: 3 (Scott Jr. (2), Johnson)
 vs. Kennesaw State: 3 (Goodwin (2), Gilmore)
 vs. Lipscomb: 3 (Gilmore, Ernst, Johnson)

89

2016-17 TOTAL: 159

2015-16 TOTAL: 78

2014-15 TOTAL: 93

2013-14 TOTAL: 98

2012-13 TOTAL: 148

2017-18 LEADERS:

Johnson: 21

Gilmore: 18

Doyle: 10

Scott Jr.: 10

Ernst: 10

Goodwin: 8

Carlyle: 4

Thomas: 3

Terrell: 3

Simmons: 2

RETWEETS

1) FGCU secured its 100th all-time ASUN win (now 102-83) on Feb. 3 at Jacksonville, 80-55. After going just 33-61 in ASUN play from 2008-12, the Eagles are 69-22 since 2013.

2) FGCU's two largest margin of victories in program history in ASUN play have both occurred this year (more info: page 35).

3) FGCU has allowed four opponents to score 90+ in regulation this year. In the previous four years combined, that had only occurred two times.

4) FGCU held Kennesaw State to just 49 points on Jan. 20 - its fewest allowed to a D-I opponent this year. The Eagles' 66 points against the Owls were their fewest in a win over a D-I opponent this season.

5) The Eagles made a season-low one 3-pointer in the victory over Jacksonville on Jan. 27. Each of the last three times FGCU has made one 3-pointer in a contest, the Eagles have won the game.

BY THE NUMBERS

4 Three times entering this year (all in 2002-03) that FGCU had lost when scoring 85+ in a game - something that has happened four times this season.

4 FGCU hit four game-winning shots/free throws last year in the final 35 seconds: Terrell (1) and Goodwin (3).

58 FGCU allowed FAU to score 58 points in the 2nd half on Dec. 5 - the 2nd-most the Eagles have allowed in their D-I history (59, Mercer).

69 Since the start of the 2012-13 season, FGCU boasts a 69-22 (.758) record in ASUN regular-season games - 14 more wins than any other team in the league (North Florida, 55).

279 FGCU has made at least one 3-pointer in 279 straight games (Jan. 8, 2010).

98 The 98 points against Illinois State this year were the most in a season opener in program history. The previous high was 90 in the program's first-ever game in 2002-03 versus Puerto Rico-Bayamon.



RANKINGS RUNDOWN

In the USA Today Coaches/Associated Press polls, Wichita State is ranked #12/13, Rhode Island is #18 and Middle Tennessee is #24.

Additionally, in Joe Lunardi's latest ESPN Bracketology, he has Wichita State (4 seed), Rhode Island (5 seed) and Middle Tennessee (11 seed) included. Lunardi has currently has FGCU as a 16 seed, and did have the Eagles as high as a 14 seed earlier in the year and a 15 seed last week.

MIDWEST

1	XAVIER	
16	FLORIDA GULF COAST	
8	Miami	
9	TCU	

Detroit

BUILDING A TRADITION

FGCU is believed to be the only men's D-I program in NCAA history to make six postseason appearances in its first seven years of eligibility (2013: NCAA; 2014: NIT; 2015: CIT; 2016: NCAA; 2017: NCAA; 2018: NCAA or NIT).

The Eagles are also one of just 23 teams in the nation to have won at least 20 games and made postseason appearances in each of the past five seasons. Of those 23 teams, only six are mid-major schools, as FGCU joins Vermont, Belmont, New Mexico State, Iona and UC Irvine to hold that distinction.

NATION'S ELITE

Entering this year, FGCU was one of only seven schools in the country which has had its men's and women's teams win at least 20 games in five-straight seasons, joining the below schools. The records (men above logo; women below) are 2017-18 marks:

22-5

21-7

18-9

27-2

19-9

13-15

20-10

26-4

17-11

26-1

25-4

18-9

21-8

15-12

Additionally, with both the men's and women's teams winning at least 26 games last season, FGCU is one of only three non-Power 5 schools in the nation to boast that claim along with Gonzaga and Bucknell. In total, only nine schools had both its men's and women's basketball teams record at least 26 victories a year ago:



MID-MAJOR POLL

* Records Entering The Week *

#	Team (1st Votes)	Rcd.	Pts.	LW	Conference
1.	Gonzaga (31)	25-4	775	1	West Coast
2.	Louisiana	23-4	710	5	Sun Belt
3.	South Dakota	24-6	697	6	Summit
4.	Saint Mary's	25-4	639	3	West Coast
5.	ETSU	23-5	636	4	Southern
6.	South Dakota State	23-6	599	7	Summit
7.	Loyola Chicago	23-5	598	8	Missouri Valley
8.	New Mexico State	22-5	587	2	Western Athletic
9.	Charleston	22-6	485	10	Colonial
10.	Murray State	22-5	475	15	Ohio Valley
11.	Vermont	22-6	462	9	America East
12.	Buffalo	20-7	421	14	Mid-American
13.	Belmont	22-7	417	16	Ohio Valley
14.	UC Santa Barbara	20-6	348	11	Big West
15.	BYU	21-8	317	13	West Coast
16.	Montana	20-7	277	12	Big Sky
17.	UNC Greensboro	21-7	256	17	Southern
18.	Stephen F. Austin	22-5	214	20	Southland
19.	Bucknell	20-9	195	23	Patriot
20.	Wright State	20-8	129	NR	Horizon
21.	Northern Kentucky	19-8	112	19	Horizon
22.	Penn	19-7	102	25	Ivy League
23.	Toledo	19-8	92	21	Mid-American
24.	Utah Valley	19-8	73	NR	Western Athletic
25.	Rider	21-7	69	NR	Metro Atlantic

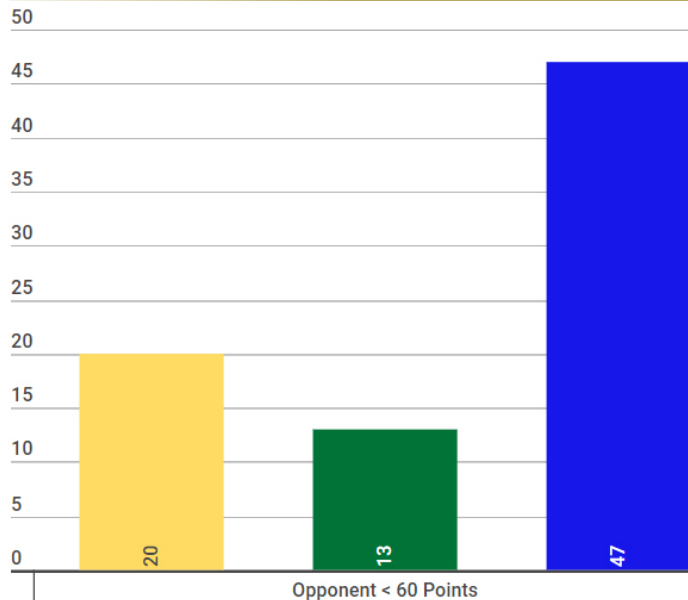
FGCU Receiving Votes (50)

FGCU Opponents Receiving Votes: Lipscomb (16), UT Arlington (3)

With its win over Fairleigh Dickinson in the 2016 First Four, FGCU secured its third NCAA Tournament victory in four years (at the time). **The Eagles are the only current ASUN member which has won an NCAA Tournament game, and are responsible for three of the league's seven all-time NCAA Tournament victories**, dating back to the ASUN's initial appearance in March Madness in 1981.



LOCKING IN ON D



Since Dooley took over FGCU in 2013-14, FGCU has held 47 teams to 60 points or fewer. The Sweet Sixteen team in 2012-13 held 13 opponents to 60 points or fewer, but prior to that - in five seasons of D-I history - FGCU teams had only held opponents to 60 points or fewer 20 times.

The Eagles have led the ASUN in scoring defense in three of Dooley's four years with FGCU and finished 2nd in the other season. Last year, the Eagles paced the conference by holding opponents to just 69.3 points per game - exactly six points better than any other team.

FGCU has a pair of players related to Naismith Basketball Hall of Famers in Michael Gilmore and walk-on Ryan McAdoo. Gilmore is the nephew of Artis Gilmore, a six-time NBA All-Star, while McAdoo is the son of Bob McAdoo, a five-time NBA All-Star and NBA MVP in 1975.

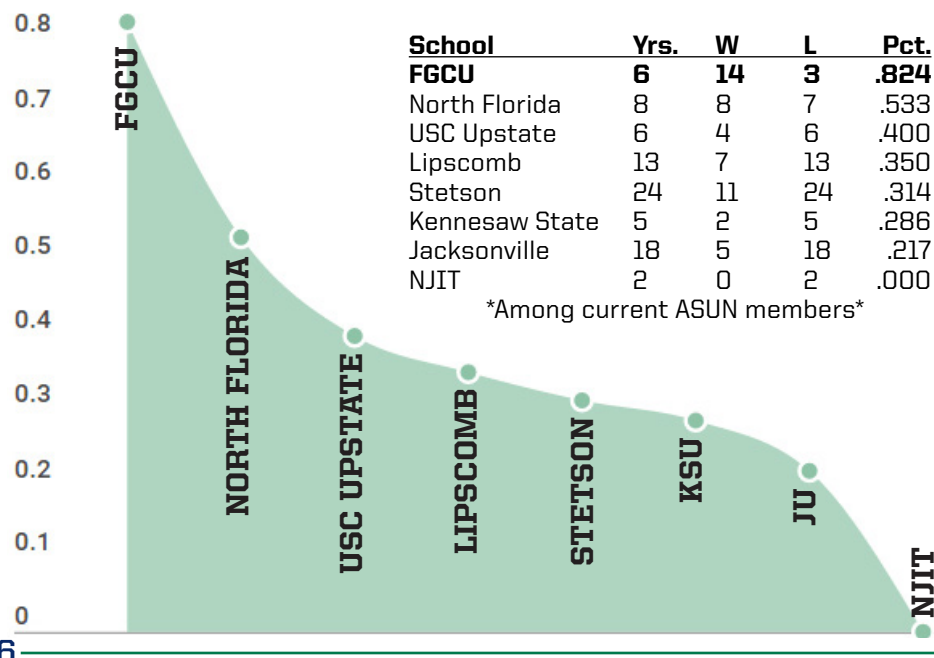
At just 5-foot-2-inches, freshman **Darnell Rogers** is by far the smallest D-I player in the nation. The next smallest player is Mount St. Mary's Junior Robinson at 5-5.

Rogers is believed to be the smallest scholarship D-I men's basketball player in history. While not confirmed due to many teams not being able to verify early-year rosters, only one player has been confirmed as smaller than 5-2, and that was Dayton's Keith Braswell at exactly 5 foot. However, Braswell was a walk-on during his one season with the Flyers in 1994-95.

More recently, Malcolm Reid - a 5-2 walk-on at Southeastern Louisiana in 2015-16 - matched Rogers' height, but he once again was also a walk-on. Darnell's father, Shawnta, stood at 5-4 and put together a heralded career at George Washington, ultimately culminating in him winning Atlantic 10 Conference Player of the Year in 1999.



ALL-TIME ASUN TOURNAMENT WIN%



FGCU YEAR-BY-YEAR

- 2012: Lost to Belmont in the Final
- 2013: Defeated Mercer to win the ASUN Championship
- 2014: Lost to Mercer in the Final
- 2015: Lost to USC Upstate in the Semifinals
- 2016: Defeated Stetson to win the ASUN Championship
- 2017: Defeated North Florida to win the ASUN Championship

FGCU is one of only two active ASUN members (North Florida, 2015) to have won an ASUN Tournament Championship. FGCU won its third title in six years, with the three championships being tied already for the 3rd-most in ASUN history (since 1979). Only Belmont (five titles from 2006-12) and UCF (four titles from 1994-05) have more.



PROTECTING THE ROCK



FGCU set the single-season program record with nine games of single-digit turnovers in 2015-16, surpassing the previous record of eight from 2014-15. Eight single-digit turnover games is exactly how many the Eagles had in their entire pre-D-I history. In 2013-14, FGCU had six single-digit turnover games. **Under Dooley, the Eagles have posted 35 of the program's 41 single-digit turnover games in the D-I era.**

D-I IMPROVEMENT

Coinciding with taking care of the ball better, FGCU has steadily improved its D-I record nearly every season, and has increased its winning percentage under each of its now three D-I era coaches.

2007-08	10-21
2008-09	11-20
2009-10	8-21
2010-11	10-20
Dave Balza: 39-82 (.322)	

2011-12	15-17
2012-13	26-11
Andy Enfield: 41-28 (.594)	
2013-14	22-13
2014-15	22-11
2015-16	21-14
2016-17	26-8
2017-18	20-10
Joe Dooley: 111-56 (.667)	

HOME SUCCESS



FGCU is 87-19 at Alico Arena since 2012-13. The Eagles are 12-5 this year, went 16-3 last season, 16-4 in 2015-16, 13-4 in 2014-15, 15-2 in 2013-14 and 15-1 in 2012-13.



Home regular season vs. ASUN teams since 2012-13.

#DunkCity

LOOKING AHEAD & BACK

The Eagles are the defending ASUN regular-season and two-time defending tournament champions. FGCU is installed as the preseason ASUN favorites, predicted to return to the NCAA Tournament for a third-straight year and fourth time in the past six seasons.

Last season, FGCU claimed its first outright ASUN regular-season title (12-2) and second overall. **The Eagles set a program D-I regular-season record with 23 wins and tied the all-time victory mark of 26,** finishing one triumph shy of matching the program's all-time mark. FGCU set D-I program single-season records in points per game (79.4), rebound margin (+5.4) and field goal percentage (.499) - 5th-best in the nation.

The Eagles made their third NCAA Tournament appearance in five years (six seasons of eligibility) and earned a program-best No. 14 seed. Despite losing its leading rebounder and shot blocker in Demetris Morant early in the 2nd half with an ankle injury, FGCU went on to fall to 3rd-seeded Florida State - the second-tallest team in the nation - by just six points, 86-80.



Despite only becoming Division-I postseason eligible for the 2011-12 season, FGCU has already claimed an impressive 17 wins in the postseason.

ASUN 14-3 NCAA 3-3 NIT 0-1

FGCU is the only FGCUschool in D-I history to reach the championship game of its conference tournament in each of its first three seasons of eligibility. The Eagles went 2-1 in 2012 (lost to Belmont), 3-0 in 2013 (defeated Mercer) and 2-1 in 2014 (lost to Mercer). After losing in the semifinals in 2015, the Eagles have gone 6-0 the last two years in the AUN Tournament.

The Eagles received a No. 8 seed in the NIT in 2014 and traveled to No. 1 Florida State, falling just short (58-53) to the eventual NIT semifinalists.

CIT 0-1

FGCU made its first appearance in the CIT in 2015, falling at home to Texas A&M-Corpus Christi, 75-69.

FGCU TRADITION

Including 2018, FGCU has made six postseason appearances in only seven years of D-I eligibility: 2013 NCAA, 2014 NIT, 2015 CIT, 2016 NCAA, 2017 NCAA. FGCU is believed to be the only D-I program in NCAA history to make five postseason appearances in its first six years of eligibility.

2007-08

FGCU's first D-I season and first year as a member of the ASUN. The Eagles defeat North Florida, 70-67, in their first-ever league game and finish the year 6-10 in the ASUN (T-8th of 12 teams).

2008-09

The Eagles don't win a road game all season (0-14) and finish 7-13 in the ASUN (9th of 11 teams).

2009-10

The team wins its fewest ASUN games in single-season program history with just five en route to a 5-15 record (T-10th of 11 teams).

2010-11

FGCU starts 0-7 in league play, but begins to set the tone for a drastic shift in program history by finishing 7-6 on its way to a 7-13 ASUN record (7th of 11 teams).

2011-12

FGCU's first season of D-I postseason eligibility. The Eagles go 8-10 in the ASUN (T-6th of 11 teams) and earn the No. 6 seed in the conference tournament. FGCU defeats No. 3 USC Upstate, 71-61, upsets host and No. 2 Mercer in the semifinals, 62-58, before falling short in the title game to top-seeded Belmont, 83-69, after holding a 42-39 halftime lead.

2014-15

FGCU goes 11-3 in the ASUN (2nd of 8 teams) and receives the No. 2 seed, but falls at home in the ASUN semifinals to No. 3 USC Upstate, 63-62.

By reaching the ASUN Championship Final Game in each of its first three seasons of eligibility, FGCU became the only school in NCAA history to accomplish that feat.

1

2016-17



After claiming its first outright regular-season crown with a 12-2 record, FGCU beat Stetson by 30 points in the quarterfinals, knocked off Kennesaw State in the semifinals and then used a big 2nd half to run away from rival North Florida in the final to cut down the nets for the third time in five years.

2012-13



In just its second season of D-I postseason eligibility, FGCU goes 13-5 in the ASUN, earns the No. 2 seed in the conference tournament and for the second-straight year defeats Mercer on its home court -- this time in the final -- to earn an NCAA Tournament berth. The Eagles went on to become the only team in NCAA history to advance to the Sweet Sixteen as a 15 seed.

2013-14



FGCU wins its first ASUN regular-season championship with a record of 14-4 and earns the top seed in the ASUN tournament. But this time, No. 2-seeded Mercer defeats the Eagles on their home court in the title game, 68-60, and goes on to knock off Duke in the NCAA Tournament as a 14 seed.

2015-16



FGCU won its 2nd ASUN Tournament Championship in four years with an 80-78 overtime win over 7th-seeded Stetson. The Eagles tied for 2nd in the league, but received the 4th seed and defeated 5th-seeded Kennesaw State, 74-64, before dominating at top-seeded North Florida, 89-56, in the semifinals - the largest loss a top seed has ever suffered in the A-Sun Championship (since 1979).



THE BIRTH OF DUNK CITY

March 22 & 24, 2013 • Philadelphia, Pa.



#15 FGCU 78 #2 Georgetown 68



#15 FGCU 81 #7 San Diego State 71

FGCU used five 2nd-half dunks and a 21-2 run to turn a 31-31 game at the 17:27 mark into a 52-33 Eagles' lead by the 12:30 mark. With Georgetown trying to mount a comeback in the closing two minutes, sophomore point guard Brett Comer threw a brazen one-handed alley-oop to Chase Fieler, who finished with one hand and Georgetown never got closer than five the rest of the night.


Leading 54-52 with 11:30 left, FGCU went on a 17-0 run to open up a 71-52 advantage with less than four minutes remaining. The 10-point final margin was the closest SDSU would get in the final eight minutes. After not having any dunks in the 1st half against Georgetown, the Eagles finished with 10 in the closing 60 minutes - the Georgetown 2nd half and entire SDSU game.

THE ONLY 15 SEED TO EVER ADVANCE TO THE SWEET 16

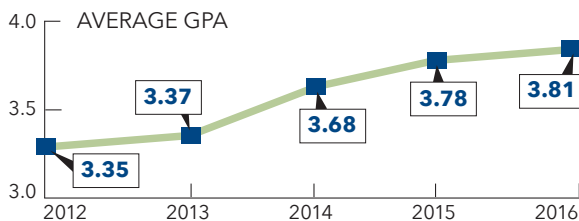
DUNK CITY EFFECT

THE MEN'S BASKETBALL TEAM'S DUNK CITY RUN AMPLIFIED THE FGCU EFFECT IN A HOST OF WAYS. HERE ARE A FEW:

FGCU STUDENT ENROLLMENT



ACADEMIC PROFILE OF ENTERING FRESHMEN



AVERAGE SAT SCORE

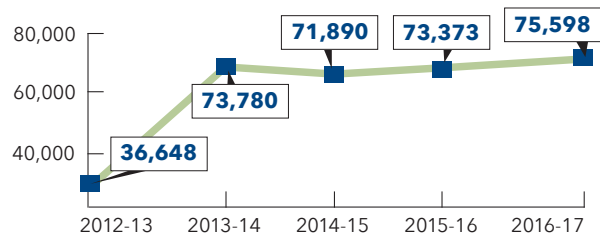
(INCLUDES WRITING)

FALL 2012
1528
FALL 2015
1592

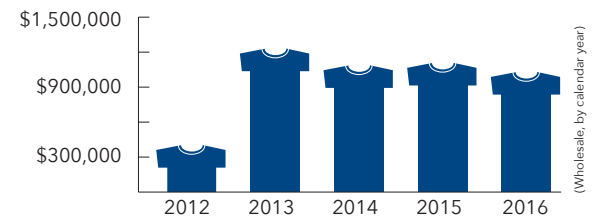
AVERAGE ACT SCORE

FALL 2012
21.8
FALL 2015
24.1

TOTAL YEARLY ATTENDANCE AT MEN'S HOME BASKETBALL GAMES



SALES OF LICENSED FGCU MERCHANDISE



FUNDRAISING STRIDES

2012-13 \$14 million
2015-16 \$33 million*

*Original \$18 million surpassed

ALUMNI PARTICIPATION RATE

2012-13 / **2.75%**
2015-16 / **5.3%**



DUNK CITY IMPACT

The national exposure from the Eagles' run to the Sweet Sixteen as a No. 15 seed in 2013 has had far-reaching impacts throughout the university and Southwest Florida:

>>> A 27-percent increase in freshman applications the next year, allowing the school to become more selective in its admission. The average high school GPA of admitted students has increased every year from 3.35 in Fall 2012 to 3.81 in Fall 2016.

>>> The university's fundraising office doubled its number of alumni donors in a year.

>>> The Athletic Department posted a record \$5.7 million in external revenues during the 2017 fiscal year, up from \$4.8 million in 2016 and a significant jump from only \$3.1 million in 2013 prior to the run to the Sweet Sixteen.

>>> Since 2013-14, FGCU has been responsible for roughly one-third of the entire ASUN's home attendance over that time.

>>> Last year, supporters filled Alico Arena to an average of nearly 4,000 fans per game - 92 percent capacity of The Nest's 4,333 seats. In terms of percentage capacity, that ranked 31st in the nation - ahead of Miami, UConn, Notre Dame, UCLA and many other marquee programs.

SECOND ROUND			
	78	68	
THIRD ROUND			
	81	71	



>>> Earned his 100th career win on Feb. 21, 2015, at home against USC Upstate, 86-72. As FGCU's 3rd head coach in the D-I era (since 2007-08), he already holds the record for most wins (111).

Following called timeouts last year, FGCU ranked 4th in the nation in points per possession at 1.059 (leader: UCLA, 1.083).



JOE DOOLEY

HOMETOWN

West Orange, N.J.

EDUCATION

George Washington University '88
(B.A. in Speech Communications)

ANNOUNCED AS FGCU HEAD COACH

Wednesday, April 17, 2013

FAMILY

Tanya (Wife) | Max (Son)

COACHING CAREER

1988-91: South Carolina, Assistant
1991-95: East Carolina, Assistant
1995-99: East Carolina, Head
1999-2000: New Mexico, Assistant
2000-02: New Mexico, Associate Head
2002-03: Wyoming, Assistant
2003-2013: Kansas, Assistant
2013-Present: FGCU, Head

IN SHORT

Dooley was named the 2017 ASUN Coach of the Year and the 2017 NABC District 3 Coach of the Year after leading the Eagles to a D-I program record 26 wins. He has coached eight all-conference selections at the helm of the Green and Blue. In August of 2013, ESPN named Dooley one of the top-two new hires positioned for success. Prior to FGCU, he was an assistant coach at Kansas for a decade, winning 300 games, reaching six Sweet Sixteen rounds and winning the 2008 National Championship.

THE DOOLEY WORKSHEET - AS HEAD COACH

RECORD				
YEAR	SCHOOL	OVERALL	CONFERENCE	POSTSEASON
1995-1996	East Carolina	17-11	9-9 (T-4th; CAA)	-
1996-1997	East Carolina	17-10	9-7 (T-3rd; CAA)	-
1997-1998	East Carolina	10-17	5-11 (T-7th; CAA)	-
1998-1999	East Carolina	13-14	7-9 (7th; CAA)	-
2013-2014	FGCU	22-13	14-4 (T-1st; ASUN)	NIT 1st Rd
2014-2015	FGCU	22-11	11-3 (2nd; ASUN)	CIT 1st Rd
2015-2016	FGCU	21-14	8-6 (T-2nd; ASUN)	NCAA 1st Rd (First 4 Win)
2016-2017	FGCU	26-8	12-2 (1st; ASUN)	NCAA 1st Rd
2017-2018	FGCU	20-10	11-2 (1st; ASUN)	
TOTAL	8+ SEASONS	168-108 (.609)	 AT FGCU: 111-56 (.667)	

THE DOOLEY WORKSHEET - AS AN ASSISTANT COACH

RECORD				
YEAR	SCHOOL	OVERALL	CONFERENCE	POSTSEASON
1988-1989	South Carolina	19-11	8-4 (Metro Conf.)	NCAA 1st Rd
1989-1990	South Carolina	14-14	6-8 (Metro Conf.)	-
1990-1991	South Carolina	20-13	5-9 (Metro Conf.)	NIT 2nd Rd
1991-1992	East Carolina	10-18	4-10 (7th; CAA)	-
1992-1993	East Carolina	14-16	4-10 (7th; CAA)	NCAA 1st Rd
1993-1994	East Carolina	15-12	7-8 (5th; CAA)	-
1994-1995	East Carolina	18-11	7-8 (4th; CAA)	-
1999-2000	New Mexico	18-14	9-5 (3rd; Mountain West)	NIT 2nd Rd
2000-2001	New Mexico	21-13	6-8 (T-5th; Mountain West)	NIT Quarterfinal
2001-2002	New Mexico	16-14	6-8 (6th; Mountain West)	NIT 1st Rd
2002-2003	Wyoming	21-11	8-6 (T-4th; Mountain West)	NIT 2nd Rd
2003-2004	Kansas	24-9	12-4 (T-2nd; Big 12)	NCAA Elite 8
2004-2005	Kansas	23-7	12-4 (T-1st; Big 12)	NCAA 1st Rd
2005-2006	Kansas	25-8	13-3 (T-1st; Big 12)	NCAA 1st Rd
2006-2007	Kansas	33-5	14-2 (1st; Big 12)	NCAA Elite 8
2007-2008	Kansas	37-3	13-3 (T-1st; Big 12)	NCAA Champions
2008-2009	Kansas	27-8	14-2 (1st; Big 12)	NCAA Sweet 16
2009-2010	Kansas	33-3	15-1 (1st; Big 12)	NCAA 2nd Rd
2010-2011	Kansas	35-3	14-2 (1st; Big 12)	NCAA Elite 8
2011-2012	Kansas	32-7	16-2 (1st; Big 12)	NCAA Runner-Up
2012-2013	Kansas	31-6	14-4 (T-1st; Big 12)	NCAA Sweet 16
TOTAL	21 SEASONS	486-206 (.702)		



ROSTER BREAKDOWN

NO.	NAME	POS.	HT.	WT.	YR.	HOMETOWN/PREVIOUS SCHOOL(S)
0	Brandon Goodwin	G	6-2	180	R-Sr.	Norcross, Ga./UCF/Norcross HS
1	Troy Baxter Jr. ^	F	6-8	200	So.	Tallahassee, Fla./UNLV/Oldsma Christian HS
2	Joshua Ko *	G	6-1	167	R-Sr.	Kailua, H.I./Pittsburgh/Kalaheo HS
3	Darnell Rogers	G	5-2	150	Fr.	Baltimore, Md./Shiloh HS/Believe Prep/Indian Land HS
5	Zach Johnson	G	6-2	195	R-Jr.	Miami, Fla./Norland HS
10	Kyle Hoffman * ^	G	5-9	140	So.	Lawrence, Kansas/Ottawa University (Kansas)/Lawrence HS
11	Christian Terrell	G	6-5	187	Sr.	Jacksonville, Fla./Providence HS
13	RaySean Scott Jr.	F	6-7	213	So.	Compton, Calif./Compton HS
15	Ricky Doyle	F	6-10	253	R-Jr.	Cape Coral, Fla./Michigan/Bishop Verot HS
20	Ryan McAdoo *	G	6-5	190	Fr.	Boca Raton, Fla./St. Andrews HS
21	Brady Ernst	F	6-10	230	R-So.	Clinton, Iowa/Indian Hills CC/Iowa State/Clinton HS
23	Christian Carlyle	G	6-6	210	So.	Jacksonville, Fla./Bishop Kenny HS
24	Michael Gilmore	F	6-10	210	R-Jr.	Jacksonville, Fla./Miami/VCU/Rickards HS
30	Brian Thomas	F	6-9	240	Fr.	Kennesaw, Ga./Kell HS
31	Dinero Mercurius	G	6-4	200	R-Jr.	Orlando, Fla./Daytona State/UTRGV/USF/Faith Baptist Christian HS
32	Antravious Simmons	F	6-9	250	R-Sr.	Miami, Fla./VCU/South Miami HS
33	Dolan Mahoney *	G	6-2	185	Jr.	Bradenton, Fla./IMG Academy
55	Ryan Rocuant *	C	6-10	220	Fr.	Estero, Fla./Estero HS
	Haanif Cheatham ^	G	6-5	195	Jr.	Fort Lauderdale, Fla./Marquette/Pembroke Pines HS

^ Will sit out and utilize a redshirt season in 2017-18 in accordance with NCAA transfer rules.

* Walk On

PRONUNCIATIONS

TRANSFERS ELIGIBLE

PLAYER NOTES

Ricky Doyle	Played in 67 of a possible 68 games at Michigan; started 30; averaged 4.9 ppg & 2.5 rpg; .624 FG%
Michael Gilmore	Eligible in mid-December; 12 pts, 8 rbs w/ VCU vs. Oklahoma in 2016 NCAA Tournament; 18 starts

11: TEAR-ole (like Carol)

23: car-LIE-ull

31: murr-CURE-E-us

13: RAY-shawn

32: an-TREY-vee-US

KEY NEWCOMERS

PLAYER NOTES

Darnell Rogers	23 ppg, 7 apg, 2 spg @ Believe Prep in 2016-17; played AAU for Team CP3; son of GW star Shawnta Rogers
Brian Thomas	3-star recruit by Rivals; ranked as the 16th-best player in Georgia; 5 blocks per game as a junior

TRANSFERS SITTING OUT

PLAYER NOTES

Troy Baxter Jr.	4.3 ppg, 2.3 rpg as a freshman at UNLV; double-figure points 4 times; .415 FG %
Haanif Cheatham	Started 63 of 69 games at Marquette; Big East All-Freshman Team member; 710 points in 2+ years



Joe Dooley
Head Coach
5th Season
29th Overall
GW '88



Michael Fly
Assistant Coach
7th Season
10th Overall
Kentucky '06



Tom Abatemarco
Assistant Coach
3rd Season
43rd Overall
Dowling '74



David Cason
Assistant Coach
1st Season
23rd Overall
Illinois State '96



Tyler Schwab
Dir. of Operations
5th Season
5th Overall
Spring Hill '12



Lawrence Brenneman
Video Operations
3rd Season
24th Overall
Geneva (Pa.) '85



BRANDON GOODWIN

R-Sr. | G | 6-2 | 180 | Norcross, Ga. | UCF | Norcross HS

RECORD PERFORMANCES

POINTS

Career 30 @ Houston (1/6/15)
Season 28, 2x, Last vs. Lipscomb (2/17/18)
ASUN 29, 2x, Last @ USC Upstate (2/18/17)

REBOUNDS

Career 11, 2x, Last vs. FAU (12/5/17)
Season 11 vs. FAU (12/5/17)
ASUN 10, 3x, Last vs. NJIT (1/13/18)

ASSISTS

Career 13 @ Tulane (2/19/15)
Season 11 vs. Florida Tech (12/31/17)
ASUN 9 @ Lipscomb (1/18/18)

STEALS

Career 5 vs. Lipscomb (2/17/18)
Season 5 vs. Lipscomb (2/17/18)
ASUN 5 vs. Lipscomb (2/17/18)

FIELD GOALS MADE

Career 12, 2x, Last vs. Florida State (3/16/17)
Season 11 @ Jacksonville (2/3/18)
ASUN 11, 2x, Last @ Jacksonville (2/3/18)

FIELD GOALS ATTEMPTED

Career 27 vs. Florida State (3/16/17)
Season 21 @ #11 Wichita State (12/22/17)
ASUN 19, 4x, Last @ Jacksonville (2/3/18)

FREE THROWS MADE

Career 15 @ USC Upstate (2/18/17)
Season 12 @ Middle Tennessee (11/21/17)
ASUN 15 @ USC Upstate (2/18/17)

FREE THROWS ATTEMPTED

Career 17, 2x, Last @ Middle Tennessee (11/21/17)
Season 17 @ Middle Tennessee (11/21/17)
ASUN 17 @ USC Upstate (2/18/17)

3-POINT FIELD GOALS MADE

Career 4, 4x, Last @ NJIT (2/16/17)
Season 3, 4x, Last vs. Lipscomb (2/17/18)
ASUN 4 @ NJIT (2/16/17)

3-POINT FIELD GOALS ATTEMPTED

Career 10 vs. Florida State (3/16/17)
Season 9, 2x, Last vs. Lipscomb (2/17/18)
ASUN 9 vs. Lipscomb (2/17/18)

MINUTES

Career 50 vs. Tulane (1/14/15)
Season 38, 5x, Last @ NJIT (2/8/18)
ASUN 39 vs. Lipscomb (2/9/17)

MISCELLANEOUS

	Season	Career
Double-Doubles	4	8
Double-Figure Points	26	76
20+ Points	13	28
5+ Rebounds	17	44
7+ Assists	7	19
Double-Figure Assists	2	4
Games W/ Multiple 3s	7	25
Games W/ Multiple Steals	12	33

CAREER STATS

Season	gp-gs	min/avg	Total fg-fga	pct	3-Point fg-fga	pct	F-Throws ft-fa	pct	Rebounds off	def	tot	avg	pf	fo	ast	to	blk	stl	pts	avg
2013-14*	28-9	412/14.7	25-63	.397	4-18	.222	29-49	.592	14	39	53	1.9	29	0	49	30	1	13	83	3.0
2014-15*	30-30	1013/33.8	108-247	.437	17-65	.262	74-122	.607	36	81	117	3.9	59	1	127	88	4	37	307	10.2
2016-17	34-34	1073/31.6	219-428	.512	55-156	.353	136-172	.791	28	126	154	4.5	73	1	139	72	2	41	629	18.5
2017-18	29-28	954/32.9	183-389	.470	29-118	.246	131-172	.762	34	128	162	5.6	40	0	139	88	3	40	526	18.1
TOTAL	63-62	2027/32.2	402-817	.492	84-274	.307	267-344	.776	62	254	316	5.0	113	1	278	160	5	81	1155	18.3
All*	121-101	3452/28.5	535-1127	.475	105-357	.294	370-515	.718	112	374	486	4.0	201	2	454	278	10	131	1545	12.8

#DunkCity

UNANIMOUS ASUN PRESEASON PLAYER OF THE YEAR LOU HENSON AWARD WATCH LIST (Nation's Best Mid-Major Player)



@Datrelle

NOTEWORTHY

Leads FGCU in points, rebounds and assists ... did not play at North Florida (coach's decision) ... double-figure points in 27 of 29 games ... six-straight 20+ point games in December ... **2x ASUN Player of the Week** (Dec. 11; Jan. 22) ... flirted with the program's first-ever triple-double versus NJIT, finishing with 21 points, 10 rebounds and 8 assists ... **coming off consecutive season-high 28-point performances.**

2016-17 HIGHLIGHTS

ASUN Newcomer of the Year (Unanimous)
ASUN First Team
NABC District 3 First Team
ASUN Tournament MVP
ASUN All-Tournament Team
6x ASUN Newcomer of the Week (ASUN Record)
ASUN Player of the Week (Feb. 20)

GAME-BY-GAME STATS

Opponent	Date	gs	min	Total		3-Pointers		Free throws		Rebounds				pf	a	t/o	blk	stl	pts	avg	
				fg-fga	pct	3fg-fga	pct	ft-fa	pct	off	def	tot	avg								
ILLINOIS STATE	11/11/17	*	36	6-13	.462	0-1	.000	9-12	.750	2	6	8	8.0	0	7	2	0	3	21	21.0	
at Siena	11/13/17	*	26	6-13	.462	1-6	.167	3-3	1.000	0	2	2	5.0	2	4	6	0	2	16	18.5	
at Bowling Green	11/18/17	*	33	4-16	.250	1-6	.167	8-10	.800	1	6	7	5.7	1	5	2	0	1	17	18.0	
at Middle Tennessee	11/21/17	*	37	4-12	.333	0-4	.000	12-17	.706	0	5	5	5.5	4	3	5	0	0	20	18.5	
DENVER	11/24/17	*	34	5-12	.417	3-9	.333	3-4	.750	0	4	4	5.2	1	3	2	0	1	16	18.0	
NAVY	11/25/17	*	33	7-11	.636	2-6	.333	3-4	.750	0	4	4	5.0	1	2	4	0	0	19	18.2	
ST. FRANCIS BROOKLYN	11/26/17	*	27	2-13	.154	1-4	.250	0-0	.000	0	4	4	4.9	1	2	2	0	0	5	16.3	
WEBBER INTERNATIONA	11/29/17	*	25	3-11	.273	0-4	.000	8-8	1.000	1	1	2	4.5	1	10	2	1	1	14	16.0	
MIDDLE TENNESSEE	12/2/17	*	38	8-17	.471	3-7	.429	7-9	.778	2	4	6	4.7	1	3	1	0	2	26	17.1	
FAU	12/5/17	*	37	10-20	.500	0-2	.000	3-5	.600	4	7	11	5.3	2	4	0	0	0	23	17.7	
at rv UT Arlington	12/9/17	*	36	7-17	.412	1-3	.333	8-9	.889	2	3	5	5.3	2	8	3	0	2	23	18.2	
ORAL ROBERTS	12/16/17	*	30	7-12	.583	3-6	.500	3-3	1.000	0	1	1	4.9	0	5	6	0	1	20	18.3	
at FIU	12/19/17	*	38	8-14	.571	2-6	.333	6-10	.600	4	5	9	5.2	2	8	5	0	2	24	18.8	
at #11 Wichita State	12/22/17	*	38	9-21	.429	1-6	.167	1-2	.500	3	5	8	5.4	2	3	3	0	1	20	18.9	
at rv Rhode Island	12/27/17	*	33	3-9	.333	0-2	.000	4-5	.800	1	3	4	5.3	2	2	1	0	0	10	18.3	
FLORIDA MEMORIAL	12/29/17	*	22	5-9	.556	1-3	.333	0-0	.000	0	5	5	5.3	1	3	3	0	2	11	17.8	
FLORIDA TECH	12/31/17	*	38	5-10	.500	0-4	.000	3-5	.600	0	6	6	5.4	2	11	4	0	0	13	17.5	
STETSON	1/6/18	*	23	6-8	.750	1-2	.500	5-6	.833	1	6	7	5.4	2	4	4	0	3	18	17.6	
USC UPSTATE	1/11/18	*	28	3-7	.429	0-1	.000	1-2	.500	0	9	9	5.6	0	3	0	0	0	7	17.0	
NJIT	1/13/18	*	34	8-13	.615	2-4	.500	3-4	.750	2	8	10	5.9	0	8	3	0	1	21	17.2	
at Lipscomb	1/18/18	*	35	8-15	.533	0-3	.000	6-9	.667	1	5	6	5.9	2	9	3	0	3	22	17.4	
at Kennesaw State	1/20/18	*	35	7-14	.500	1-4	.250	3-6	.500	1	2	3	5.7	1	2	2	0	1	18	17.5	
JACKSONVILLE	1/27/18	*	35	6-15	.400	0-2	.000	4-5	.800	1	6	7	5.8	0	2	4	0	2	16	17.4	
NORTH FLORIDA	1/29/18	*	27	4-11	.364	0-2	.000	5-5	1.000	1	6	7	5.8	1	6	2	0	0	13	17.2	
at Jacksonville	2/3/18	*	33	11-19	.579	1-5	.200	1-1	1.000	0	2	2	5.7	1	3	0	0	2	24	17.5	
at NJIT	2/8/18	*	38	5-11	.455	1-2	.500	3-4	.750	2	7	9	5.8	1	4	6	0	1	14	17.3	
at USC Upstate	02/10/18	*	36	8-15	.533	1-3	.333	2-3	.667	2	4	6	5.8	0	6	2	0	1	19	17.4	
KENNESAW STATE	2/15/18	*	37	10-13	.769	0-2	.000	8-11	.727	1	1	2	5.7	4	4	8	2	3	28	17.8	
LIPSCOMB	2/17/18	*	32	8-18	.444	3-9	.333	9-10	.900	2	1	3	5.6	3	5	3	0	5	28	18.1	
Totals			28	954	183-389	.470	29-118	.246	131-172	.762	34	128	162	5.6	40	139	88	3	40	526	18.1



5 ZACH JOHNSON

R-Jr. | G | 6-2 | 195 | Miami, Fla. | Norland HS

RECORD PERFORMANCES

POINTS

Career	27 vs. Illinois State (11/11/17)
Season	27 vs. Illinois State (11/11/17)
ASUN	25, 2x, Last @ Jacksonville (2/3/18)

REBOUNDS

Career	7 vs. North Florida (1/29/18)
Season	7 vs. North Florida (1/29/18)
ASUN	7 vs. North Florida (1/29/18)

ASSISTS

Career	9 @ Georgia Southern (12/4/16)
Season	8 vs. Oral Roberts (12/16/17)
ASUN	7, 2x, Last vs. North Florida (1/29/18)

STEALS

Career	4, 8x, Last vs. Lipscomb (2/17/18)
Season	4, 5x, Last vs. Lipscomb (2/17/18)
ASUN	4, 4x, Last vs. Lipscomb (2/17/18)

FIELD GOALS MADE

Career	11 vs. Bowling Green (11/23/15)
Season	10 @ Jacksonville (2/3/18)
ASUN	10 @ Jacksonville (2/3/18)

FIELD GOALS ATTEMPTED

Career	19 vs. Illinois State (11/11/17)
Season	19 vs. Illinois State (11/11/17)
ASUN	17 vs. North Florida (1/29/18)

FREE THROWS MADE

Career	9 @ Lipscomb (1/14/17)
Season	8 vs. Illinois State (11/11/17)
ASUN	9 @ Lipscomb (1/14/17)

FREE THROWS ATTEMPTED

Career	15 vs. Siena (12/9/16)
Season	10 vs. Middle Tennessee (11/21/17)
ASUN	12 @ Lipscomb (1/14/17)

3-POINT FIELD GOALS MADE

Career	6 vs. Stetson (2/23/17)
Season	5, 3x, Last vs. Stetson (1/6/18)
ASUN	6 vs. Stetson (2/23/17)

3-POINT FIELD GOALS ATTEMPTED

Career	12, 2x, Last vs. Florida Memorial (12/29/17)
Season	12, 2x, Last vs. Florida Memorial (12/29/17)
ASUN	11 vs. Stetson (2/23/17)

MINUTES

Career	42, 2x, Last @ USC Upstate (2/18/17)
Season	39 vs. Illinois State (11/11/17)
ASUN	42 @ USC Upstate (2/18/17)

MISCELLANEOUS

	Season	Career
Double-Figure Points	23	64
20+ Points	3	9
Team Leader/Scoring	9	20
Double-Doubles		
5+ Rebounds	9	17
5+ Assists	6	23
Double-Figure Assists		
Team Leader/Assists	7	34
Games W/ A Steal	29	70

CAREER STATS

Season	gp-gs	min/avg	Total fg-fga	pct	3-Point fg-fga	pct	F-Throws ft-fa	pct	Rebounds off	def	tot	avg	pf	fo	ast	to	blk	stl	Scoring pts	avg
2015-16	35-20	941/26.9	141-298	.473	27-71	.380	78-120	.650	11	78	89	2.5	83	2	115	82	19	31	387	11.1
2016-17	33-32	967/29.3	136-357	.381	54-157	.344	67-106	.632	18	75	93	2.8	77	2	102	88	12	45	393	11.9
2017-18	30-30	972/32.4	165-358	.461	48-137	.350	74-97	.763	14	89	103	3.4	59	1	90	70	4	65	452	15.1
TOTAL	98-82	2880/29.4	442-1013	.436	129-365	.353	219-323	.678	43	242	285	2.9	219	5	307	240	35	141	1232	12.6

NOTEWORTHY

ASUN Player of the Week (Jan. 29)

... became only the 9th member of the program's 1,000-point club on Dec. 31, and just the 3rd to do so as a junior ...

opened the season with a career-high 27 points against Illinois State ... made both free throws with 5.3 seconds left at Bowling Green to tie the game at 80-80 before

the Falcons hit a game-winning 3-pointer with .9 of a second remaining ... has a steal in 29 of 30 games this year; multiple steals in 20 contests ... ranks 10th in the nation with 65 total thefts ... season-best eight assists against Oral Roberts ... career-high seven rebounds at home against North Florida ... has three career game-saving blocked shots at the buzzer (versus NJIT, at Kennesaw State and against Stetson at the rim in overtime to seal the 2016 ASUN Championship victory).

@ZachJohns5n



GAME-BY-GAME STATS

Opponent	Date	gs	min	Total		3-Pointers		Free throws		Rebounds				pf	a	t/o	blk	stl	pts	avg
				fg-fga	pct	3fg-fga	pct	ft-fa	pct	off	def	tot	avg							
ILLINOIS STATE	11/11/17	*	39	8-19	.421	3-12	.250	8-9	.889	1	3	4	4.0	0	4	3	1	4	27 27.0	
at Siena	11/13/17	*	31	6-13	.462	0-4	.000	1-1	1.000	2	1	3	3.5	2	1	1	0	1	13 20.0	
at Bowling Green	11/18/17	*	34	2-10	.200	0-3	.000	4-4	1.000	0	5	5	4.0	2	4	6	0	2	8 16.0	
at Middle Tennessee	11/21/17	*	37	5-12	.417	1-4	.250	7-10	.700	2	3	5	4.3	3	1	4	0	2	18 16.5	
DENVER	11/24/17	*	31	5-9	.556	3-5	.600	7-9	.778	0	2	2	3.8	3	1	1	0	4	20 17.2	
NAVY	11/25/17	*	34	6-12	.500	3-6	.500	2-2	1.000	0	5	5	4.0	2	3	1	0	1	17 17.2	
ST. FRANCIS BROOKLYN	11/26/17	*	28	3-12	.250	0-1	.000	2-2	1.000	0	4	4	4.0	0	3	1	0	3	8 15.9	
WEBBER INTERNATIONA	11/29/17	*	20	7-14	.500	1-6	.167	1-2	.500	0	3	3	3.9	1	2	0	0	3	16 15.9	
MIDDLE TENNESSEE	12/2/17	*	23	2-7	.286	0-1	.000	3-4	.750	0	2	2	3.7	4	4	3	0	2	7 14.9	
FAU	12/5/17	*	30	4-9	.444	0-1	.000	4-6	.667	0	0	0	3.3	3	0	1	1	1	12 14.6	
at rv UT Arlington	12/9/17	*	36	5-12	.417	1-5	.200	2-5	.400	0	5	5	3.5	3	2	8	0	2	13 14.5	
ORAL ROBERTS	12/16/17	*	29	1-3	.333	1-2	.500	0-0	.000	1	0	1	3.3	0	8	4	0	3	3 13.5	
at FIU	12/19/17	*	35	3-9	.333	2-6	.333	4-4	1.000	0	2	2	3.2	5	3	3	0	1	12 13.4	
at #11 Wichita State	12/22/17	*	37	6-17	.353	5-7	.714	2-4	.500	1	3	4	3.2	1	2	2	0	1	19 13.8	
at rv Rhode Island	12/27/17	*	31	3-9	.333	0-2	.000	0-0	.000	1	1	2	3.1	3	1	1	0	1	6 13.3	
FLORIDA MEMORIAL	12/29/17	*	26	7-15	.467	5-12	.417	0-0	.000	0	3	3	3.1	2	5	1	0	3	19 13.6	
FLORIDA TECH	12/31/17	*	32	3-8	.375	0-4	.000	0-0	.000	0	4	4	3.2	3	4	2	1	2	6 13.2	
STETSON	1/6/18	*	27	7-11	.636	5-7	.714	0-0	.000	0	4	4	3.2	1	3	3	0	2	19 13.5	
USC UPSTATE	1/11/18	*	29	8-11	.727	1-2	.500	0-0	.000	0	2	2	3.2	0	6	3	0	1	17 13.7	
NJIT	1/13/18	*	36	7-14	.500	3-7	.429	2-2	1.000	1	5	6	3.3	2	4	3	0	1	19 14.0	
at Lipscomb	1/18/18	*	29	5-8	.625	2-5	.400	2-2	1.000	0	3	3	3.3	3	1	3	0	2	14 14.0	
at Kennesaw State	1/20/18	*	34	6-13	.462	0-4	.000	5-7	.714	1	5	6	3.4	2	4	1	0	4	17 14.1	
at North Florida	1/24/18	*	38	7-16	.438	0-2	.000	5-5	1.000	0	5	5	3.5	1	5	3	0	2	19 14.3	
JACKSONVILLE	1/27/18	*	38	7-15	.467	0-2	.000	4-6	.667	1	2	3	3.5	0	1	4	0	3	18 14.5	
NORTH FLORIDA	1/29/18	*	32	8-17	.471	0-3	.000	0-0	.000	0	7	7	3.6	1	7	0	0	1	16 14.5	
at Jacksonville	2/3/18	*	34	10-16	.625	3-4	.750	2-2	1.000	2	4	6	3.7	2	1	1	1	4	25 14.9	
at NJIT	2/8/18	*	34	6-9	.667	3-4	.750	0-0	.000	0	3	3	3.7	1	3	3	0	0	15 14.9	
at USC Upstate	02/10/18	*	35	5-11	.455	1-4	.250	3-5	.600	1	1	2	3.6	2	5	1	0	3	14 14.9	
KENNESAW STATE	2/15/18	*	37	6-15	.400	3-7	.429	1-2	.500	0	1	1	3.5	3	2	0	0	2	16 14.9	
LIPSCOMB	2/17/18	*	36	7-12	.583	2-5	.400	3-4	.750	0	1	1	3.4	4	0	3	0	4	19 15.1	
Totals			30	972	165-358	.461	48-137	.350	74-97	.763	14	89	103	3.4	59	90	70	4	65	452 15.1



11 CHRISTIAN TERRELL

Sr. | G | 6-5 | 187 | Jacksonville, Fla. | Providence HS

RECORD PERFORMANCES

POINTS

Career	25 vs. South Dakota (12/28/15)
Season	23 vs. Kennesaw State (2/15/18)
ASUN	23 vs. Kennesaw State (2/15/18)

REBOUNDS

Career	18 vs. Youngstown State (11/21/15)
Season	10, 2x, Last vs. Webber Int'l (11/29/17)
ASUN	10 vs. Jacksonville (1/27/16)

ASSISTS

Career	7, 3x, Last vs. Long Beach State (11/25/16)
Season	6, 4x, Last @ USC Upstate (2/10/18)
ASUN	6, 5x, Last @ USC Upstate (2/10/18)

STEALS

Career	5 vs. South Dakota (12/28/15)
Season	4, 2x, Last vs. Lipscomb (2/17/18)
ASUN	4, 2x, Last vs. Lipscomb (2/17/18)

FIELD GOALS MADE

Career	10 vs. Kennesaw State (2/15/18)
Season	10 vs. Kennesaw State (2/15/18)
ASUN	10 vs. Kennesaw State (2/15/18)

FIELD GOALS ATTEMPTED

Career	19 vs. South Dakota (12/28/15)
Season	14 @ FIU (12/19/17)
ASUN	16 @ Stetson (1/7/17)

FREE THROWS MADE

Career	8 vs. Lipscomb (2/17/18)
Season	8 vs. Lipscomb (2/17/18)
ASUN	8 vs. Lipscomb (2/17/18)

FREE THROWS ATTEMPTED

Career	10, 2x, Last vs. Lipscomb (2/17/18)
Season	10 vs. Lipscomb (2/17/18)
ASUN	10, 2x, Last vs. Lipscomb (2/17/18)

3-POINT FIELD GOALS MADE

Career	5, 2x, Last @ FIU (12/19/17)
Season	5 @ FIU (12/19/17)
ASUN	4 @ Stetson (1/7/17)

3-POINT FIELD GOALS ATTEMPTED

Career	11, 2x, Last @ FIU (12/19/17)
Season	11 @ FIU (12/19/17)
ASUN	11 @ Stetson (1/7/17)

MINUTES

Career	40, 2x, Last vs. Stetson (3/6/16)
Season	38, 2x, Last @ rv UT Arlington (12/9/17)
ASUN	39 @ Stetson (1/7/17)

MISCELLANEOUS

	Season	Career
Double-Doubles	2	4
Double-Figure Points	18	62
20+ Points	3	9
Team Leader Scoring	5	19
Games W/ A 3-Pointer	23	88
5+ Rebounds	17	48
5+ Assists	7	14
Multi-Steal Games	4	24

CAREER STATS

			Total		3-Point		F-Throws		Rebounds											Scoring	
Season	gp-gs	min/avg	fg-fga	pct	fg-fga	pct	ft-fa	pct	off	def	tot	avg	pf	fo	ast	to	blk	stl	pts	avg	
2014-15	33-1	392/11.9	38-99	.384	19-55	.345	15-20	.750	7	45	52	1.6	33	0	26	28	7	9	110	3.3	
2015-16	35-24	1021/29.2	159-357	.445	47-131	.359	81-113	.717	38	139	177	5.1	67	0	82	46	13	42	446	12.7	
2016-17	33-31	937/28.4	120-284	.423	53-151	.351	44-61	.721	26	79	105	3.2	57	1	80	38	8	26	337	10.2	
2017-18	30-18	863/28.8	132-251	.526	44-113	.389	49-59	.831	28	120	148	4.9	42	0	82	69	10	22	357	11.9	
TOTAL	131-74	3213/24.5	449-991	.453	163-450	.362	189-253	.747	99	383	482	3.7	199	1	270	181	38	99	1250	9.5	

NOTEWORTHY

Starting backcourt teammate with Duke's Grayson Allen at Providence High School ... went 7-7 from the floor at Siena and 8-11 at Bowling Green; 15-18 over those two games from the field ... season-high 20 points against St. Francis Brooklyn ... **reached 1,000 career points against Webber International** ... has a pair of double-doubles on the year: 12 points and 10 rebounds versus Navy and 18 points and 10 rebounds against Webber International ... career-high five 3-pointers versus a D-I opponent at FIU ... **just the 4th player in program history with 1,200 career points and 475 career rebounds** ... snapped a six-game single-digit scoring streak with 11 versus Jacksonville ... season-high-tying six assists on four occasions in ASUN play ... **season-high 23 points against Kennesaw State; followed it up with 22 versus Lipscomb.**

GAME-BY-GAME STATS

Opponent	Date	gs	min	Total		3-Pointers		Free throws		Rebounds											
				fg-fga	pct	3fg-fga	pct	ft-fa	pct	off	def	tot	avg	pf	a	t/o	blk	stl	pts	avg	
ILLINOIS STATE	11/11/17	*	38	6-12	.500	1-2	.500	0-0	.000	0	8	8	8.0	1	1	2	2	1	13	13.0	
at Siena	11/13/17	*	23	7-7	1.000	2-2	1.000	0-0	.000	0	5	5	6.5	3	1	0	0	0	16	14.5	
at Bowling Green	11/18/17	*	33	8-11	.727	2-4	.500	0-0	.000	0	5	5	6.0	4	2	1	2	0	18	15.7	
at Middle Tennessee	11/21/17	*	27	2-5	.400	0-3	.000	0-0	.000	1	7	8	6.5	2	3	1	0	1	4	12.8	
DENVER	11/24/17	*	33	5-11	.455	2-6	.333	4-5	.800	0	4	4	6.0	0	5	4	0	0	16	13.4	
NAVY	11/25/17	*	30	5-9	.556	2-3	.667	0-0	.000	3	7	10	6.7	0	1	0	1	0	12	13.2	
ST. FRANCIS BROOKLYN	11/26/17	*	30	7-10	.700	2-2	1.000	4-4	1.000	1	2	3	6.1	0	0	2	0	0	20	14.1	
WEBBER INTERNATIONAL	11/29/17	*	21	7-12	.583	3-6	.500	1-2	.500	3	7	10	6.6	0	5	0	1	1	18	14.6	
MIDDLE TENNESSEE	12/2/17	*	31	2-4	.500	0-1	.000	3-5	.600	1	7	8	6.8	2	5	2	0	2	7	13.8	
FAU	12/5/17	*	28	4-7	.571	3-3	1.000	3-4	.750	1	3	4	6.5	3	1	1	0	0	14	13.8	
at rv UT Arlington	12/9/17	*	38	6-8	.750	4-5	.800	0-0	.000	1	4	5	6.4	1	3	4	0	1	16	14.0	
ORAL ROBERTS	12/16/17	*	34	5-12	.417	4-7	.571	0-0	.000	2	0	2	6.0	1	2	3	1	0	14	14.0	
at FIU	12/19/17	*	32	5-14	.357	5-11	.455	3-4	.750	0	7	7	6.1	4	1	4	1	0	18	14.3	
at #11 Wichita State	12/22/17	*	18	2-4	.500	1-2	.500	0-0	.000	0	1	1	5.7	3	1	2	0	0	5	13.6	
at rv Rhode Island	12/27/17		24	3-5	.600	1-1	1.000	0-0	.000	0	4	4	5.6	0	1	4	0	1	7	13.2	
FLORIDA MEMORIAL	12/29/17		21	4-10	.400	1-6	.167	0-0	.000	2	3	5	5.6	2	2	4	0	0	9	12.9	
FLORIDA TECH	12/31/17		28	4-9	.444	1-4	.250	1-1	1.000	2	3	5	5.5	0	2	2	0	1	10	12.8	
STETSON	1/6/18	*	21	4-6	.667	1-3	.333	0-0	.000	1	4	5	5.5	0	6	2	0	0	9	12.6	
USC UPSTATE	1/11/18	*	26	4-8	.500	1-4	.250	0-0	.000	1	6	7	5.6	1	4	0	0	0	9	12.4	
NJIT	1/13/18		32	1-10	.100	0-7	.000	2-2	1.000	3	2	5	5.6	1	1	4	0	4	4	12.0	
at Lipscomb	1/18/18		26	2-7	.286	1-4	.250	3-4	.750	0	2	2	5.4	1	3	2	1	0	8	11.8	
at Kennesaw State	1/20/18		24	1-3	.333	0-2	.000	2-2	1.000	1	2	3	5.3	2	4	2	0	0	4	11.4	
at North Florida	1/24/18	*	35	1-5	.200	0-2	.000	2-2	1.000	0	3	3	5.2	2	6	7	0	1	4	11.1	
JACKSONVILLE	1/27/18		25	5-7	.714	1-1	1.000	0-0	.000	1	1	2	5.0	0	0	1	0	0	11	11.1	
NORTH FLORIDA	1/29/18		23	5-8	.625	1-3	.333	2-2	1.000	0	2	2	4.9	2	3	1	0	0	13	11.2	
at Jacksonville	2/3/18		31	0-6	.000	0-4	.000	2-2	1.000	1	4	5	4.9	2	6	3	0	1	2	10.8	
at NJIT	2/8/18		32	5-6	.833	2-3	.667	5-6	.833	0	4	4	4.9	0	2	1	1	1	17	11.0	
at USC Upstate	02/10/18		29	5-10	.500	1-3	.333	3-3	1.000	0	5	5	4.9	2	6	3	0	1	14	11.1	
KENNESAW STATE	2/15/18		33	10-12	.833	2-4	.500	1-1	1.000	1	7	8	5.0	2	2	5	0	2	23	11.6	
LIPSCOMB	2/17/18	*	37	7-13	.538	0-5	.000	8-10	.800	2	1	3	4.9	1	3	2	0	4	22	11.9	
Totals			18	863	132-251	.526	44-113	.389	49-59	.831	28	120	148	4.9	42	82	69	10	22	357	11.9



13 RAYSEAN SCOTT JR.

So. | F | 6-7 | 213 | Compton, Calif. | Compton HS

RECORD PERFORMANCES

POINTS

Career	21 @ USC Upstate (2/10/18)
Season	21 @ USC Upstate (2/10/18)
ASUN	21 @ USC Upstate (2/10/18)

REBOUNDS

Career	10 vs. St. Francis Brooklyn (11/26/17)
Season	10 vs. St. Francis Brooklyn (11/26/17)
ASUN	6, 3x, Last @ USC Upstate (2/10/18)

ASSISTS

Career	2, 3x, Last vs. Middle Tennessee (12/2/17)
Season	2, 2x, Last vs. Middle Tennessee (12/2/17)
ASUN	2 vs. Kennesaw State (2/11/17)

STEALS

Career	1, 10x, Last vs. North Florida (1/29/18)
Season	1, 6x, Last vs. North Florida (1/29/18)
ASUN	1, 2x, Last vs. North Florida (1/29/18)

FIELD GOALS MADE

Career	8 @ USC Upstate (2/10/18)
Season	8 @ USC Upstate (2/10/18)
ASUN	8 @ USC Upstate (2/10/18)

FIELD GOALS ATTEMPTED

Career	10 @ USC Upstate (2/10/18)
Season	10 @ USC Upstate (2/10/18)
ASUN	10 @ USC Upstate (2/10/18)

FREE THROWS MADE

Career	5 @ USC Upstate (2/10/18)
Season	5 @ USC Upstate (2/10/18)
ASUN	5 @ USC Upstate (2/10/18)

FREE THROWS ATTEMPTED

Career	6 @ USC Upstate (2/10/18)
Season	6 @ USC Upstate (2/10/18)
ASUN	6 @ USC Upstate (2/10/18)

3-POINT FIELD GOALS MADE

Career	4 @ #13 Michigan State (11/20/16)
Season	1, 2x, Last vs. USC Upstate (1/11/18)
ASUN	1 vs. USC Upstate (1/11/18)

3-POINT FIELD GOALS ATTEMPTED

Career	6 @ #13 Michigan State (11/20/16)
Season	2, 2x, Last @ rv Rhode Island (12/27/17)
ASUN	1, 5x, Last vs. USC Upstate (1/11/18)

MINUTES

Career	28 @ USC Upstate (2/10/18)
Season	28 @ USC Upstate (2/10/18)
ASUN	28 @ USC Upstate (2/10/18)

MISCELLANEOUS

	Season	Career
Double-Figure Points	5	8
20+ Points	1	1
Team Leader Scoring	1	1
Double-Doubles		
5+ Rebounds	11	13
7+ Rebounds	4	4
Games W/ A 3-Pointer	2	5
Games W/ Multiple 3s		2
Games W/ A Steal	6	10

CAREER STATS

Season	gp-gs	min/avg	Total fg-fga	pct	3-Point fg-fga	pct	F-Throws ft-fa	pct	Rebounds off	def	tot	avg	pf	fo	ast	to	blk	stl	pts	avg
2016-17	25-5	233/9.3	32-72	.444	8-30	.267	12-19	.632	9	43	52	2.1	45	0	9	17	3	4	84	3.4
2017-18	21-7	326/15.5	58-87	.667	2-10	.200	24-32	.750	34	66	100	4.8	53	0	13	14	12	6	142	6.8
TOTAL	46-12	559/12.2	90-159	.566	10-40	.250	36-51	.706	43	109	152	3.3	98	0	22	31	15	10	226	4.9

NOTEWORTHY

Has missed the last two games with an illness ... missed four games (Jan. 18 - 27) due to a concussion before returning with 12 - his 2nd-most this - against North Florida on Jan. 29 ... missed the first two games of the year with a muscle strain in his knee ... played limited minutes at home against Middle Tennessee because of tonsillitis ... did not play against Florida Tech for personal reasons ... tallied a career-high 15 points on 7-8 shooting versus Denver ... career-best 10 rebounds opposite St. Francis Brooklyn ... eight points, nine rebounds off the bench at FIU ... 10 points on 4-5 shooting in a starting role at rv Rhode Island ... **career-high 21 points on 8-10 shooting in 28 minutes off the bench at USC Upstate.**



@rayseanscottjr_

GAME-BY-GAME STATS

Opponent	Date	gs	min	Total		3-Pointers		Free throws		Rebounds											
				fg-fga	pct	3fg-fga	pct	ft-fga	pct	off	def	tot	avg	pf	a	t/o	blk	stl	pts	avg	
at Bowling Green	11/18/17	9	14	1-4	.250	0-2	.000	0-0	.000	0	2	2	2.0	3	1	1	1	0	2	2.0	
at Middle Tennessee	11/21/17	15	2-2	1,000	0-0	.000	4-5	.800	0	3	3	2.5	3	0	0	1	0	8	5.0		
DENVER	11/24/17	26	7-8	.875	0-0	.000	1-1	1,000	5	3	8	4.3	2	0	0	1	0	15	8.3		
NAVY	11/25/17	*	14	1-3	.333	0-1	.000	2-2	1,000	2	2	4	4.3	4	1	2	0	1	4	7.3	
ST. FRANCIS BROOKLYN	11/26/17	*	19	3-3	1,000	0-0	.000	1-1	1,000	2	8	10	5.4	2	2	0	1	0	7	7.2	
WEBBER INTERNATIONAL	11/29/17	*	14	5-5	1,000	0-0	.000	0-0	.000	4	3	7	5.7	1	1	1	1	1	10	7.7	
MIDDLE TENNESSEE	12/2/17	10	0-0	.000	0-0	.000	0-0	.000	2	1	3	5.3	4	2	2	1	0	0	6.6		
FAU	12/5/17	13	2-4	.500	0-1	.000	0-0	.000	1	4	5	5.3	3	1	0	0	0	4	6.3		
at rv UT Arlington	12/9/17	*	17	1-2	.500	0-1	.000	2-2	1,000	1	3	4	5.1	4	0	1	1	1	4	6.0	
ORAL ROBERTS	12/16/17	11	1-3	.333	0-0	.000	0-0	.000	0	2	2	4.8	3	0	0	0	0	2	5.6		
at FIU	12/19/17	22	3-5	.600	0-0	.000	2-2	1,000	4	5	9	5.2	4	0	0	0	0	1	8	5.8	
at #11 Wichita State	12/22/17	14	2-4	.500	0-1	.000	2-2	1,000	2	1	3	5.0	4	1	3	2	0	6	5.8		
at rv Rhode Island	12/27/17	*	23	4-5	.800	1-2	.500	1-1	1,000	1	2	3	4.8	4	0	1	0	0	10	6.2	
FLORIDA MEMORIAL	12/29/17	*	13	1-1	1,000	0-0	.000	0-0	.000	0	5	5	4.9	1	0	0	1	0	2	5.9	
STETSON	1/6/18	13	2-3	.667	0-1	.000	0-0	.000	1	4	5	4.9	1	1	0	1	0	4	5.7		
USC UPSTATE	1/11/18	18	3-6	.500	1-1	1,000	0-4	.000	1	5	6	4.9	1	0	1	0	0	7	5.8		
NJIT	1/13/18	14	2-3	.667	0-0	.000	2-4	.500	2	3	5	4.9	1	1	0	0	1	6	5.8		
NORTH FLORIDA	1/29/18	10	6-9	.667	0-0	.000	0-0	.000	2	0	2	4.8	1	1	0	0	1	12	6.2		
at Jacksonville	2/3/18	*	14	3-5	.600	0-0	.000	2-2	1,000	2	4	6	4.8	4	1	0	1	0	8	6.3	
at NJIT	2/8/18	9	1-2	.500	0-0	.000	0-0	.000	0	2	2	4.7	1	0	1	0	0	2	6.1		
at USC Upstate	02/10/18	28	8-10	.800	0-0	.000	5-6	.833	2	4	6	4.8	2	0	1	0	0	21	6.8		
Totals		7	326	58-87	.667	2-10	.200	24-32	.750	34	66	100	4.8	53	13	14	12	6	142	6.8	



15 RICKY DOYLE

R-Jr. | F | 6-10 | 253 | Cape Coral, Fla. | Michigan | Bishop Verot HS

RECORD PERFORMANCES

POINTS

Career 16 vs. Coppin State (12/22/14)
Season 11, 2x, Last vs. USC Upstate (1/11/18)
ASUN 11 vs. USC Upstate (1/11/18)

TOTAL REBOUNDS

Career 11 @ Siena (11/13/17)
Season 11 @ Siena (11/13/17)
ASUN 6 @ Kennesaw State (1/20/18)

OFFENSIVE REBOUNDS

Career 6 @ Siena (11/13/17)
Season 6 @ Siena (11/13/17)
ASUN 1, 4x, Last @ USC Upstate (2/10/18)

DEFENSIVE REBOUNDS

Career 5, 2x, Last @ Kennesaw State (1/20/18)
Season 5, 2x, Last @ Kennesaw State (1/20/18)
ASUN 5 @ Kennesaw State (1/20/18)

BLOCKS

Career 3, 2x, Last vs. NJIT (1/13/18)
Season 3 vs. NJIT (1/13/18)
ASUN 3 vs. NJIT (1/13/18)

FIELD GOALS MADE

Career 6, 3x, Last vs. Wisconsin (3/13/15)
Season 5, 3x, Last vs. Webber Int'l (11/29/17)
ASUN 4 vs. USC Upstate (1/11/18)

FIELD GOALS ATTEMPTED

Career 9 @ Bowling Green (11/18/17)
Season 9 @ Bowling Green (11/18/17)
ASUN 8 vs. USC Upstate (1/11/18)

FREE THROWS MADE

Career 5 at Indiana (2/8/15)
Season 4 @ Lipscomb (1/18/18)
ASUN 4 @ Lipscomb (1/18/18)

FREE THROWS ATTEMPTED

Career 9 vs. Coppin State (12/22/14)
Season 6 @ Siena (11/13/17)
ASUN 5 @ Lipscomb (1/18/18)

MINUTES

Career 33 @ Penn State (1/6/15)
Season 29 @ Middle Tennessee (11/21/17)
ASUN 27 vs. NJIT (1/13/18)

MISCELLANEOUS

	Season	Career
Double-Doubles		
20+ Points		
10+ Rebounds	1	1
5+ Offensive Rebounds	1	3
10+ Defensive Rebounds		
Games W/ A Block	15	30
Multi-Block Games	3	6

NOTEWORTHY

Returned at USC Upstate, playing seven minutes, after missing the previous five games (coach's decision for the first and last; concussion protocol for the middle three) ... **also missed the game at home against Middle Tennessee (back spasms)** ... increased his scoring each of the first three games of the season: Illinois State (8), Siena (9), Bowling Green (11) ... consecutive 10-point games versus St. Francis Brooklyn and Webber International ... nine points at rv Rhode Island; 12 points his previous five games.

Transferred to FGCU from Michigan in May of 2016.

Michigan Career Summary

Played in 67 of a possible 68 games, starting 30 contests ... averaged 4.9 points, 2.5 rebounds and shot 62.4 percent from the field.

GAME-BY-GAME STATS

Opponent	Date	gs	min	Total		3-Pointers		Free throws		Rebounds											
				fg-fga	pct	3fg-fga	pct	ft-fa	pct	off	def	tot	avg	pf	a	t/o	blk	stl	pts	avg	
ILLINOIS STATE	11/11/17	*	9	3-3	1.000	0-0	.000	2-3	.667	0	1	1	1.0	5	0	1	0	0	8	8.0	
at Siena	11/13/17	*	27	3-7	.429	0-1	.000	3-6	.500	6	5	11	6.0	1	3	0	1	1	9	8.5	
at Bowling Green	11/18/17	*	18	5-9	.556	0-1	.000	1-1	1.000	3	4	7	6.3	4	0	1	1	1	11	9.3	
at Middle Tennessee	11/21/17	*	29	3-7	.429	0-0	.000	0-0	.000	1	3	4	5.8	0	2	3	1	1	6	8.5	
DENVER	11/24/17	*	13	0-0	.000	0-0	.000	1-2	.500	0	2	2	5.0	4	1	1	1	2	1	7.0	
NAVY	11/25/17	*	17	2-4	.500	0-0	.000	0-0	.000	0	4	4	4.8	4	0	4	1	0	4	6.5	
ST. FRANCIS BROOKLYN	11/26/17	*	18	5-7	.714	0-0	.000	0-0	.000	1	1	2	4.4	3	3	1	0	1	10	7.0	
WEBBER INTERNATIONAL	11/29/17	*	16	5-6	.833	0-0	.000	0-0	.000	3	3	6	4.6	1	2	1	0	1	10	7.4	
FAU	12/5/17		16	1-3	.333	0-0	.000	1-3	.333	3	2	5	4.7	2	1	2	1	0	3	6.9	
at rv UT Arlington	12/9/17		15	2-2	1.000	0-0	.000	0-0	.000	2	0	2	4.4	4	1	0	0	1	4	6.6	
ORAL ROBERTS	12/16/17		9	0-1	.000	0-0	.000	0-0	.000	0	0	0	4.0	2	0	2	1	0	0	6.0	
at FIU	12/19/17		2	0-0	.000	0-0	.000	0-0	.000	0	1	1	3.8	0	0	1	0	0	0	5.5	
at #11 Wichita State	12/22/17		19	2-4	.500	0-0	.000	1-2	.500	1	3	4	3.8	2	1	1	2	1	5	5.5	
at rv Rhode Island	12/27/17		18	3-4	.750	0-0	.000	3-3	1.000	0	2	2	3.6	0	1	0	0	0	9	5.7	
FLORIDA MEMORIAL	12/29/17		16	2-4	.500	0-0	.000	0-0	.000	2	1	3	3.6	1	1	2	1	0	4	5.6	
FLORIDA TECH	12/31/17		15	3-4	.750	0-0	.000	0-0	.000	0	3	3	3.6	3	0	1	1	0	6	5.6	
STETSON	1/6/18	*	11	1-1	1.000	0-0	.000	2-2	1.000	0	3	3	3.5	3	0	1	1	0	4	5.5	
USC UPSTATE	1/11/18	*	20	4-8	.500	0-0	.000	3-4	.750	1	4	5	3.6	2	2	1	1	1	11	5.8	
NJIT	1/13/18	*	27	3-5	.600	0-0	.000	0-0	.000	1	2	3	3.6	4	2	2	3	1	6	5.8	
at Lipscomb	1/18/18	*	20	0-2	.000	0-0	.000	4-5	.800	0	3	3	3.6	4	0	1	1	0	4	5.8	
at Kennesaw State	1/20/18	*	15	2-3	.667	0-0	.000	0-2	.000	1	5	6	3.7	0	0	2	2	0	4	5.7	
at USC Upstate	02/10/18		7	1-1	1.000	0-0	.000	0-0	.000	1	1	2	3.6	1	0	0	1	0	2	5.5	
KENNESAW STATE	2/15/18		12	1-5	.200	0-0	.000	1-2	.500	0	3	3	3.6	3	1	0	0	0	3	5.4	
LIPSCOMB	2/17/18		11	2-3	.667	0-0	.000	0-0	.000	0	4	4	3.6	2	0	1	0	0	4	5.3	
Totals			13	380	53-93	.570	0-2	.000	22-35	.629	26	60	86	3.6	55	21	29	20	11	128	5.3

CAREER STATS

			Total		3-Point		F-Throws		Rebounds											Scoring	
Season	gp-gs	min/avg	fg-fga	pct	fg-fga	pct	ft-fa	pct	off	def	tot	avg	pf	fo	ast	to	blk	stl	pts	avg	
2014-15*	31-19	564/18.2	74-121	.612	0-0	.000	42-69	.609	46	52	98	3.2	57	0	8	18	12	7	190	6.1	
2015-16*	36-11	438/12.2	52-81	.642	0-0	.000	33-52	.635	32	39	71	2.0	64	0	2	22	7	3	137	3.8	
2017-18	24-13	380/15.8	53-93	.570	0-2	.000	22-35	.629	26	60	86	3.6	55	1	21	29	20	11	128	5.3	
TOTAL	24-13	380/15.8	53-93	.570	0-2	.000	22-35	.629	26	60	86	3.6	55	1	21	29	20	11	128	5.3	
All*	91-43	1382/15.2	179-295	.607	0-2	.000	97-156	.622	104	151	255	2.8	176	1	31	69	39	21	455	5.0	



21 | BRADY ERNST

R-So. | F | 6-10 | 230 | Clinton, Iowa | Indian Hills CC/Iowa State | Clinton HS

RECORD PERFORMANCES

POINTS

Career 23 @ Rock Valley (11/18/16)
Season 10 @ North Florida (1/24/18)
ASUN 10 @ North Florida (1/24/18)

TOTAL REBOUNDS

Career 15 vs. Northeastern Oklahoma A&M (11/12/16)
Season 11 vs. Webber Int'l (11/29/17)
ASUN 7 @ North Florida (1/24/18)

OFFENSIVE REBOUNDS

Career 8 vs. Northeastern Oklahoma A&M (11/12/16)
Season 3, 2x, Last @ North Florida (1/24/18)
ASUN 3 @ North Florida (1/24/18)

DEFENSIVE REBOUNDS

Career 9, 3x, Last vs. Richard J. Daley (12/3/16)
Season 8 vs. Webber Int'l (11/29/17)
ASUN 4 @ North Florida (1/24/18)

BLOCKS

Career 4, 2x, Last vs. Richard J. Daley (12/3/16)
Season 2 @ Jacksonville (2/3/18)
ASUN 2 @ Jacksonville (2/3/18)

FIELD GOALS MADE

Career 8 @ Rock Valley (11/18/16)
Season 5 @ North Florida (1/24/18)
ASUN 5 @ North Florida (1/24/18)

FIELD GOALS ATTEMPTED

Career 13 @ Rock Valley (11/18/16)
Season 6 @ North Florida (1/24/18)
ASUN 6 @ North Florida (1/24/18)

FREE THROWS MADE

Career 8, 2x, Last vs. Northeast (1/14/17)
Season 3 vs. St. Francis Brooklyn (11/26/17)
ASUN 2 vs. Stetson (1/6/18)

FREE THROWS ATTEMPTED

Career 13 vs. Vincennes (12/2/16)
Season 4, 2x, Last vs. Webber Int'l (11/29/17)
ASUN 3 vs. Jacksonville (1/27/18)

MINUTES

Career 32 @ Rock Valley (11/18/16)
Season 20, 2x, Last @ North Florida (1/24/18)
ASUN 20 @ North Florida (1/24/18)

MISCELLANEOUS

	Season	Career
Double-Doubles		6
20+ Points		1
10+ Rebounds	1	7
5+ Offensive Rebounds		3
10+ Defensive Rebounds		
Games W/ A Block	8	24
Multi-Block Games	1	11

NOTEWORTHY

Made his FGCU debut in the season opener opposite Illinois State, scoring two points ... season-best 11 rebounds against Webber International ... four rebounds in 13 minutes off the bench at rv UT Arlington ... **season-high points and 7 rebounds - his a D-I team - at North Florida.**

Transferred to FGCU from Indian Hills Community College in April of 2017; played six games as a freshman at Iowa State in 2015-16.

As A Redshirt Freshman At Indian Hills CC

2016-17: Averaged 9.4 points and 6.5 rebounds per game ... connected at a 63.7-percent clip from the floor and 72.6 percent from the free throw line.

GAME-BY-GAME STATS

Opponent	Date	gs	min	Total		3-Pointers		Free throws		Rebounds											
				fg-fga	pct	3fg-fga	pct	ft-fa	pct	off	def	tot	avg	pf	a	t/o	blk	stl	pts	avg	
ILLINOIS STATE	11/11/17	11	1-1	1.000	0-0	.000	0-1	.000	0	3	3	3.0	2	0	0	0	0	0	2	2.0	
at Siena	11/13/17	14	0-3	.000	0-0	.000	1-2	.500	0	2	2	2.5	2	1	1	0	1	1	1.5		
at Bowling Green	11/18/17	7	1-1	1.000	0-0	.000	0-1	.000	0	2	2	2.3	1	0	0	0	0	0	2	1.7	
at Middle Tennessee	11/21/17	3	0-0	.000	0-0	.000	0-0	.000	0	0	0	1.8	0	0	0	0	0	0	0	1.3	
DENVER	11/24/17	18	1-2	.500	0-0	.000	2-2	1.000	1	0	1	1.6	1	0	0	1	1	4	1.8		
NAVY	11/25/17	17	1-2	.500	0-0	.000	0-0	.000	2	6	8	2.7	2	0	2	1	1	2	1.8		
ST. FRANCIS BROOKLYN	11/26/17	19	0-1	.000	0-0	.000	3-4	.750	0	0	0	2.3	1	0	0	0	0	3	2.0		
WEBBER INTERNATIONA	11/29/17	20	3-3	1.000	0-0	.000	1-4	.250	3	8	11	3.4	1	2	0	0	0	7	2.6		
MIDDLE TENNESSEE	12/2/17	11	1-1	1.000	0-0	.000	0-1	.000	0	0	0	3.0	1	0	0	0	0	2	2.6		
FAU	12/5/17	*	3	0-1	.000	0-0	0-0	.000	1	0	1	2.8	0	0	0	0	0	0	2.3		
at rv UT Arlington	12/9/17	13	0-0	.000	0-0	.000	0-0	.000	0	4	4	2.9	2	0	0	0	0	0	2.1		
ORAL ROBERTS	12/16/17	4	0-0	.000	0-0	.000	0-2	.000	0	0	0	2.7	0	0	0	0	0	0	1.9		
at FIU	12/19/17	10	2-3	.667	0-0	.000	0-0	.000	0	1	1	2.5	3	0	0	0	1	4	2.1		
at #11 Wichita State	12/22/17	11	1-1	1.000	0-0	.000	0-0	.000	0	2	2	2.5	0	0	0	0	0	2	2.1		
at rv Rhode Island	12/27/17	8	1-1	1.000	0-0	.000	0-0	.000	0	1	1	2.4	2	0	0	0	0	2	2.1		
FLORIDA MEMORIAL	12/29/17	14	1-1	1.000	0-0	.000	0-0	.000	0	3	3	2.4	2	0	0	0	0	2	2.1		
FLORIDA TECH	12/31/17	11	1-1	1.000	0-0	.000	0-2	.000	0	2	2	2.4	0	0	0	1	0	2	2.1		
STETSON	1/6/18	12	0-1	.000	0-0	.000	2-2	1.000	0	1	1	2.3	1	0	1	0	0	2	2.1		
USC UPSTATE	1/11/18	7	0-1	.000	0-0	.000	0-0	.000	0	2	2	2.3	3	2	0	0	0	0	1.9		
NJIT	1/13/18	2	0-0	.000	0-0	.000	0-0	.000	0	0	0	2.2	0	0	0	1	0	0	1.9		
at Lipscomb	1/18/18	5	1-1	1.000	0-0	.000	0-0	.000	0	0	0	2.1	2	1	1	0	0	2	1.9		
at Kennesaw State	1/20/18	6	0-0	.000	0-0	.000	0-0	.000	1	1	2	2.1	1	0	2	1	0	0	1.8		
at North Florida	1/24/18	20	5-6	.833	0-0	.000	0-0	.000	3	4	7	2.3	0	3	1	1	0	10	2.1		
JACKSONVILLE	1/27/18	11	3-3	1.000	0-0	.000	1-3	.333	2	2	4	2.4	2	0	1	0	0	7	2.3		
NORTH FLORIDA	1/29/18	*	16	2-2	1.000	0-0	.000	0-0	.000	2	0	2	2.4	2	0	3	0	1	4	2.4	
at Jacksonville	2/3/18	7	0-0	.000	0-0	.000	0-2	.000	0	2	2	2.3	1	0	0	2	0	0	2.3		
at NJIT	2/8/18	10	0-1	.000	0-0	.000	0-0	.000	0	0	0	2.3	5	0	2	0	0	0	2.2		
at USC Upstate	02/10/18	7	0-0	.000	0-0	.000	0-0	.000	0	1	1	2.2	1	0	0	0	0	0	2.1		
KENNESAW STATE	2/15/18	3	1-2	.500	0-0	.000	1-1	1.000	1	2	3	2.2	0	0	0	0	0	3	2.2		
LIPSCOMB	2/17/18	12	1-2	.500	0-0	.000	1-2	.500	0	2	2	2.2	1	1	0	0	4	3	2.2		
Totals		2	312	27-41	.659	0-0	.000	12-29	.414	16	51	67	2.2	39	10	14	9	9	66	2.2	

CAREER STATS

			Total		3-Point		F-Throws		Rebounds											Scoring	
Season	gp-gs	min/avg	fg-fga	pct	fg-fga	pct	ft-fla	pct	off	def	tot	avg	pf	fo	ast	to	blk	stl	pts	avg	
2015-16*	6-0	14/2.3	1-3	.333	0-0	.000	0-0	.000	2	2	4	0.7	1	0	0	0	1	0	2	0.3	
2016-17*	28-23	0/0.0	93-146	.637	0-1	.000	77-106	.726	63	120	183	6.5	54	2	12	35	31	9	263	9.4	
2017-18	30-2	312/10.4	27-41	.659	0-0	.000	12-29	.414	16	51	67	2.2	39	1	10	14	9	9	66	2.2	
TOTAL	30-2	312/10.4	27-41	.659	0-0	.000	12-29	.414	16	51	67	2.2	39	1	10	14	9	9	66	2.2	
All*	64-25	326/5.1	121-190	.637	0-1	.000	89-135	.659	81	173	254	4.0	94	3	22	49	41	18	331	5.2	





23 CHRISTIAN CARLYLE

So. | G | 6-6 | 210 | Jacksonville, Fla. | Bishop Kenny HS

RECORD PERFORMANCES

POINTS

Career 19 vs. Florida Tech (12/31/16)
Season 18 vs. Middle Tennessee (12/2/17)
ASUN 17 @ North Florida (1/24/18)

REBOUNDS

Career 9 vs. Illinois State (11/11/17)
Season 9 vs. Illinois State (11/11/17)
ASUN 6 vs. Jacksonville (1/27/18)

ASSISTS

Career 6 vs. Florida Tech (12/31/16)
Season 4, 2x, Last @ Jacksonville (2/3/18)
ASUN 4 @ Jacksonville (2/3/18)

STEALS

Career 3, 2x, Last @ North Florida (1/24/18)
Season 3, 2x, Last @ North Florida (1/24/18)
ASUN 3, 2x, Last @ North Florida (1/24/18)

FIELD GOALS MADE

Career 7 vs. Florida Tech (12/31/16)
Season 6, 3x, Last @ North Florida (1/24/18)
ASUN 6 @ North Florida (1/24/18)

FIELD GOALS ATTEMPTED

Career 11 vs. Webber Int'l (11/29/17)
Season 11 vs. Webber Int'l (11/29/17)
ASUN 10 @ North Florida (1/24/18)

FREE THROWS MADE

Career 7 vs. Illinois State (11/11/17)
Season 7 vs. Illinois State (11/11/17)
ASUN 5 @ North Florida (1/24/18)

FREE THROWS ATTEMPTED

Career 10 vs. Illinois State (11/11/17)
Season 10 vs. Illinois State (11/11/17)
ASUN 5 @ North Florida (1/24/18)

3-POINT FIELD GOALS MADE

Career 2 vs. Stetson (1/6/18)
Season 2 vs. Stetson (1/6/18)
ASUN 2 vs. Stetson (1/6/18)

3-POINT FIELD GOALS ATTEMPTED

Career 3 vs. Florida Memorial (12/29/17)
Season 3 vs. Florida Memorial (12/29/17)
ASUN 2, 2x, Last vs. Stetson (1/6/18)

MINUTES

Career 37 vs. Middle Tennessee (12/2/17)
Season 37 vs. Middle Tennessee (12/2/17)
ASUN 26 @ North Florida (1/24/18)

MISCELLANEOUS

	Season	Career
Double-Figure Points	5	6
20+ Points		
Team Leader Scoring		
Double-Doubles		
5+ Rebounds	3	3
5+ Assists		1
Team Leader/Assists		1
Games W/ A Steal	13	18

CAREER STATS

Season	gp-gs	min/avg	Total fg-fga pct	3-Point fg-fga pct	F-Throws ft-fa pct	Rebounds off def tot avg	Scoring pts avg
2016-17	20-0	186/9.3	16-30 .533	2-6 .333	11-17 .647	9 12 21 1.1	45 2.3
2017-18	24-5	468/19.5	45-103 .437	9-18 .500	32-38 .842	22 34 56 2.3	131 5.5
TOTAL	44-5	654/14.9	61-133 .459	11-24 .458	43-55 .782	31 46 77 1.8	176 4.0

NOTEWORTHY

Has missed the last four games because of an ankle injury ... missed the Oral Roberts and FIU games due to a concussion ... returned to action at #11 Wichita State ... made his first career start in the season opener against Illinois State ... finished with 11 points in that contest - at the time his most versus a Division-I team ... made his first 3-point attempt of the year at Middle Tennessee ... season-best three assists versus Denver ... season-establishing 18 points versus Middle Tennessee at home - his most against a D-I opponent ... first double-figure point game (10) since that contest against MT in the ASUN opener versus Stetson ... **17 points - the 3rd-most in his career - at North Florida, with 11 of them coming in the 2nd half.**

@Ccarlyle15



GAME-BY-GAME STATS

Opponent	Date	gs	min	Total fg-fga pct	3-Pointers 3fg-fga pct	Free throws ft-fa pct	Rebounds off def tot avg	pf	a	t/o	blk	stl	pts	avg
ILLINOIS STATE	11/11/17	*	25	2-3 .667	0-0 .000	7-10 .700	4 5 9 9.0	3	1	1	2	0	11	11.0
at Siena	11/13/17		18	1-3 .333	0-0 .000	4-6 .667	4 1 5 7.0	5	1	2	0	1	6	8.5
at Bowling Green	11/18/17		17	1-6 .167	0-0 .000	0-0 .000	1 2 3 5.7	2	1	1	1	0	2	6.3
at Middle Tennessee	11/21/17		14	1-3 .333	1-2 .500	0-0 .000	0 1 1 4.5	5	1	0	0	1	3	5.5
DENVER	11/24/17		18	1-5 .200	1-2 .500	0-0 .000	1 0 1 3.8	2	3	1	0	0	3	5.0
NAVY	11/25/17		29	2-6 .333	0-1 .000	2-2 1.000	1 0 1 3.3	2	1	0	0	0	6	5.2
ST. FRANCIS BROOKLYN	11/26/17		19	1-3 .333	0-0 .000	2-2 1.000	0 3 3 3.3	3	2	0	0	0	4	5.0
WEBBER INTERNATIONAL	11/29/17		26	6-11 .545	1-2 .500	0-0 .000	1 3 4 3.4	1	3	1	0	2	13	6.0
MIDDLE TENNESSEE	12/2/17	*	37	6-9 .667	0-1 .000	6-7 .857	1 1 2 3.2	5	0	2	0	2	18	7.3
FAU	12/5/17		25	3-7 .429	0-1 .000	0-0 .000	0 2 2 3.1	2	0	1	0	2	6	7.2
at UT Arlington	12/9/17		16	2-2 1.000	1-1 1.000	2-2 1.000	0 0 0 2.8	3	0	3	0	1	7	7.2
at #11 Wichita State	12/22/17		16	2-6 .333	1-1 1.000	0-0 .000	1 1 2 2.8	5	0	2	0	1	5	7.0
at rv Rhode Island	12/27/17	*	10	0-2 .000	0-0 .000	0-0 .000	1 1 2 2.7	0	1	1	0	1	0	6.5
FLORIDA MEMORIAL	12/29/17	*	19	3-7 .429	1-3 .333	2-2 1.000	0 1 1 2.6	0	4	2	0	1	9	6.6
FLORIDA TECH	12/31/17	*	15	1-3 .333	0-0 .000	0-0 .000	0 0 0 2.4	2	0	0	0	1	2	6.3
STETSON	1/6/18		22	3-4 .750	2-2 1.000	2-2 1.000	0 3 3 2.4	1	3	0	0	0	10	6.6
USC UPSTATE	1/11/18		16	0-0 .000	0-0 .000	0-0 .000	1 0 1 2.4	1	0	2	0	3	0	6.2
NJIT	1/13/18		11	0-1 .000	0-0 .000	0-0 .000	1 0 1 2.3	2	1	2	0	0	0	5.8
at Lipscomb	1/18/18		18	2-2 1.000	1-1 1.000	0-0 .000	2 2 4 2.4	1	0	3	0	0	5	5.8
at Kennesaw State	1/20/18		14	0-1 .000	0-0 .000	0-0 .000	0 1 1 2.3	2	0	2	0	0	0	5.5
at North Florida	1/24/18		26	6-10 .600	0-1 .000	5-5 1.000	0 1 1 2.2	4	2	2	0	3	17	6.0
JACKSONVILLE	1/27/18		19	1-3 .333	0-0 .000	0-0 .000	1 5 6 2.4	1	1	0	0	0	2	5.9
NORTH FLORIDA	1/29/18		16	0-3 .000	0-0 .000	0-0 .000	2 0 2 2.4	1	2	0	0	1	0	5.6
at Jacksonville	2/3/18		22	1-3 .333	0-0 .000	0-0 .000	0 1 1 2.3	4	4	1	1	0	2	5.5
Totals		5	468	45-103 .437	9-18 .500	32-38 .842	22 34 56 2.3	57	31	29	4	20	131	5.5



24 MICHAEL GILMORE

R-Jr. | F | 6-10 | 210 | Jacksonville, Fla. | Miami | VCU | Rickards HS

RECORD PERFORMANCES

POINTS

Career 14, 2x, Last vs. North Florida (1/29/18)
Season 14, 2x, Last vs. North Florida (1/29/18)
ASUN 14, 2x, Last vs. North Florida (1/29/18)

REBOUNDS

Career 12 vs. North Florida (1/29/18)
Season 12 vs. North Florida (1/29/18)
ASUN 12 vs. North Florida (1/29/18)

ASSISTS

Career 3, 2x, Last vs. North Florida (1/29/18)
Season 3 vs. North Florida (1/29/18)
ASUN 3 vs. North Florida (1/29/18)

FIELD GOALS MADE

Career 5, 3x, Last vs. North Florida (1/29/18)
Season 5, 3x, Last vs. North Florida (1/29/18)
ASUN 5, 2x, Last vs. North Florida (1/29/18)

FIELD GOALS ATTEMPTED

Career 9 vs. Oral Roberts (12/16/17)
Season 9 vs. Oral Roberts (12/16/17)
ASUN 7, 2x, Last vs. North Florida (1/29/18)

3-POINT FIELD GOALS MADE

Career 3 @ Lipscomb (1/18/18)
Season 3 @ Lipscomb (1/18/18)
ASUN 3 @ Lipscomb (1/18/18)

3-POINT FIELD GOALS ATTEMPTED

Career 4, 2x, Last @ Lipscomb (1/18/18)
Season 4, 2x, Last @ Lipscomb (1/18/18)
ASUN 4 @ Lipscomb (1/18/18)

FREE THROWS MADE

Career 5 vs. Stetson (1/6/18)
Season 5 vs. Stetson (1/6/18)
ASUN 5 vs. Stetson (1/6/18)

FREE THROWS ATTEMPTED

Career 6 @ North Florida (1/24/18)
Season 6 @ North Florida (1/24/18)
ASUN 6 @ North Florida (1/24/18)

MINUTES

Career 30 vs. Lipscomb (2/17/18)
Season 30 vs. Lipscomb (2/17/18)
ASUN 30 vs. Lipscomb (2/17/18)

MISCELLANEOUS

	Season	Career
Double-Doubles	2	2
20+ Points		
10+ Rebounds	3	3
5+ Offensive Rebounds		
Games W/ A 3-Pointer	5	16
Games W/ A Block	8	17
Games W/ A Steal	8	22
Games W/ 5+ Assists		

CAREER STATS

			Total		3-Point		F-Throws		Rebounds											Scoring	
Season	gp-gs	min/avg	fg-fga	pct	fg-fga	pct	ft-fa	pct	off	def	tot	avg	pf	fo	ast	to	blk	stl	pts	avg	
2014-15*	25-0	157/6.3	21-43	.488	5-17	.294	4-16	.250	11	28	39	1.6	31	1	4	4	6	5	51	2.0	
2015-16*	30-18	346/11.5	37-78	.474	13-34	.382	9-17	.529	20	64	84	2.8	52	1	12	21	7	12	96	3.2	
2017-18	19-15	339/17.8	49-101	.485	8-25	.320	19-29	.655	20	87	107	5.6	58	3	16	31	15	9	125	6.6	
TOTAL	19-15	339/17.8	49-101	.485	8-25	.320	19-29	.655	20	87	107	5.6	58	3	16	31	15	9	125	6.6	
All*	74-33	842/11.4	107-222	.482	26-76	.342	32-62	.516	51	179	230	3.1	141	5	32	56	28	26	272	3.7	

Nephew of Naismith Basketball Hall of Famer Artis Gilmore

Transferred to FGCU in January of 2017 from Miami, where he was sitting out after transferring there from VCU in the summer of 2016 ... made his debut with FGCU on Dec. 16 ... **averaged a double-double (11.3 points, 11 rebounds) over three games from Jan. 24-29.**

Gilmore was teammates at VCU with current FGCU forward Antravious Simmons for the fall portion of the 2014-15 season before Simmons transferred to FGCU in Dec. 2014.

As A Sophomore At VCU

2015-16: Put up career-best numbers in his last game for the Rams, with 12 points and eight rebounds in 20 minutes against Oklahoma in the 2016 NCAA Tournament ... started 18 of the first 24 games (30 total) ... hit 47.4 percent (37-78) from the field ... 38.2 percent (13-34) from long range ... averaged 3.2 points and 2.8 rebounds in 11.5 minutes per outing.

As A Freshman At VCU

2014-15: Played in 25 games ... averaged 2 points and 1.6 rebounds in 6.3 minutes per game ... knocked down 48.8 percent of shots (21-43) from the field and 29.4 percent (5-17) from 3-point range.

GAME-BY-GAME STATS

Opponent	Date	gs	min	Total		3-Pointers		Free throws		Rebounds											
				fg-fga	pct	3fg-fga	pct	ft-fa	pct	off	def	tot	avg	pf	a	t/o	blk	stl	pts	avg	
ORAL ROBERTS	12/16/17	*	27	4-9	.444	0-1	.000	2-3	.667	0	4	4	4.0	3	2	0	0	1	10	10.0	
at FIU	12/19/17	*	17	1-3	.333	0-2	.000	0-0	.000	0	4	4	4.0	5	1	3	2	0	2	6.0	
at #11 Wichita State	12/22/17	*	18	1-7	.143	1-4	.250	0-0	.000	3	4	7	5.0	4	0	2	2	2	3	5.0	
at rv Rhode Island	12/27/17		10	1-3	.333	0-0	.000	0-0	.000	2	3	5	5.0	4	1	2	0	0	2	4.3	
FLORIDA MEMORIAL	12/29/17		17	5-6	.833	0-1	.000	0-0	.000	1	2	3	4.6	4	2	0	3	1	10	5.4	
FLORIDA TECH	12/31/17	*	13	2-5	.400	0-1	.000	0-0	.000	2	3	5	4.7	2	0	2	0	0	4	5.2	
STETSON	1/6/18		13	1-3	.333	0-1	.000	5-5	1.000	2	1	3	4.4	1	1	1	0	1	7	5.4	
USC UPSTATE	1/11/18		12	3-5	.600	0-0	.000	1-2	.500	1	1	2	4.1	1	0	1	0	0	7	5.6	
NJIT	1/13/18	*	15	3-6	.500	0-1	.000	1-1	1.000	1	7	8	4.6	3	1	3	0	0	7	5.8	
at Lipscomb	1/18/18	*	27	3-5	.600	3-4	.750	1-2	.500	0	6	6	4.7	2	2	1	1	1	10	6.2	
at Kennesaw State	1/20/18	*	13	1-4	.250	0-1	.000	0-0	.000	1	4	5	4.7	5	1	2	0	0	2	5.8	
at North Florida	1/24/18	*	18	5-7	.714	0-0	.000	4-6	.667	3	8	11	5.3	4	0	3	1	0	14	6.5	
JACKSONVILLE	1/27/18	*	20	3-6	.500	0-1	.000	0-2	.000	0	10	10	5.6	2	0	2	0	0	6	6.5	
NORTH FLORIDA	1/29/18	*	26	5-7	.714	2-3	.667	2-3	.667	1	11	12	6.1	2	3	1	2	1	14	7.0	
at Jacksonville	2/3/18	*	9	2-4	.500	0-0	.000	0-0	.000	0	1	1	5.7	3	0	1	0	0	4	6.8	
at NJIT	2/8/18	*	18	2-5	.400	0-1	.000	1-2	.500	0	4	4	5.6	2	2	2	2	0	5	6.7	
at USC Upstate	02/10/18	*	10	0-6	.000	0-1	.000	0-0	.000	1	5	6	5.6	3	0	1	0	0	0	6.3	
KENNESAW STATE	2/15/18	*	26	3-5	.600	1-2	.500	2-2	1.000	0	4	4	5.6	5	0	1	0	1	9	6.4	
LIPSCOMB	2/17/18	*	30	4-5	.800	1-1	1.000	0-1	.000	2	5	7	5.6	3	0	3	2	1	9	6.6	
Totals			15	339	49-101	.485	8-25	.320	19-29	.655	20	87	107	5.6	58	16	31	15	9	125	6.6



30 BRIAN THOMAS

Fr. | F | 6-9 | 240 | Kennesaw, Ga. | Kell HS

RECORD PERFORMANCES

@b_thomas30

NOTEWORTHY

Did not play (coach's decision) at USC Upstate ... suffered a fractured left (non-shooting) hand in practice on Nov. 20 ... missed the next 14 games before returning for the ASUN opener against Stetson ... scored four points and grabbed a team-best eight rebounds versus the Hatters ... secured 14 rebounds in the first two ASUN games ... **career-high 9 points to go along with a career-high-tying 8 rebounds in his hometown of Kennesaw on Jan. 20** ... did not play in the season opener (coach's decision).

High School

Rated as a 3-star recruit by Rivals ... tabbed as the

16th-best player in the entire talent-laden state of Georgia ... did not play as a senior (injury) ... averaged 11 points, 12 rebounds and 5 blocks per game as a junior.



POINTS

Career	9 @ Kennesaw State (1/20/18)
Season	9 @ Kennesaw State (1/20/18)
ASUN	9 @ Kennesaw State (1/20/18)

REBOUNDS

Career	8, 2x, Last @ Kennesaw State (1/20/18)
Season	8, 2x, Last @ Kennesaw State (1/20/18)
ASUN	8, 2x, Last @ Kennesaw State (1/20/18)

OFFENSIVE REBOUNDS

Career	3, 4x, Last @ Kennesaw State (1/20/18)
Season	3, 4x, Last @ Kennesaw State (1/20/18)
ASUN	3, 4x, Last @ Kennesaw State (1/20/18)

DEFENSIVE REBOUNDS

Career	5, 3x, Last vs. Jacksonville (1/27/18)
Season	5, 3x, Last vs. Jacksonville (1/27/18)
ASUN	5, 3x, Last vs. Jacksonville (1/27/18)

BLOCKS

Career	2 @ Siena (11/13/17)
Season	2 @ Siena (11/13/17)
ASUN	1, 4x, Last vs. Jacksonville (1/27/18)

FIELD GOALS MADE

Career	3, 2x, Last vs. North Florida (1/29/18)
Season	3, 2x, Last vs. North Florida (1/29/18)
ASUN	3, 2x, Last vs. North Florida (1/29/18)

FIELD GOALS ATTEMPTED

Career	5 vs. North Florida (1/29/18)
Season	5 vs. North Florida (1/29/18)
ASUN	5 vs. North Florida (1/29/18)

FREE THROWS MADE

Career	5 @ Kennesaw State (1/20/18)
Season	5 @ Kennesaw State (1/20/18)
ASUN	5 @ Kennesaw State (1/20/18)

FREE THROWS ATTEMPTED

Career	6 @ Kennesaw State (1/20/18)
Season	6 @ Kennesaw State (1/20/18)
ASUN	6 @ Kennesaw State (1/20/18)

MINUTES

Career	17, 2x, Last vs. Jacksonville (1/27/18)
Season	17, 2x, Last vs. Jacksonville (1/27/18)
ASUN	17, 2x, Last vs. Jacksonville (1/27/18)

MISCELLANEOUS

	Season	Career
Double-Doubles		
20+ Points		
Team Leader Scoring		
10+ Rebounds		
5+ Offensive Rebounds		
10+ Defensive Rebounds		
Games W/ A Block	5	5
Multi-Block Games	1	1

CAREER STATS

			Total		3-Point		F-Throws		Rebounds											Scoring	
Season	gp-gs	min/avg	fg-fga	pct	fg-fga	pct	ft-fa	pct	off	def	tot	avg	pf	fo	ast	to	blk	stl	pts	avg	
2017-18	14-0	127/9.1	16-25	.640	0-0	.000	11-14	.786	16	27	43	3.1	14	0	0	8	6	2	43	3.1	
TOTAL	14-0	127/9.1	16-25	.640	0-0	.000	11-14	.786	16	27	43	3.1	14	0	0	8	6	2	43	3.1	



31 | DINERO MERCURIUS

R-Jr. | G | 6-4 | 200 | Orlando, Fla. | Daytona State/UTRGV/USF | Faith Baptist Christian

RECORD PERFORMANCES

POINTS

Career 37 vs. Trinity Valley CC (11/25/16)
Season 16, 2x, Last @ North Florida (1/24/18)
ASUN 16 @ North Florida (1/24/18)

REBOUNDS

Career 10 @ St. Petersburg (12/14/16)
Season 5 vs. North Florida (1/29/18)
ASUN 5 vs. North Florida (1/29/18)

ASSISTS

Career 10 vs. South Georgia Tech (11/11/16)
Season 2, 4x, Last @ USC Upstate (2/10/18)
ASUN 2, 2x, Last @ USC Upstate (2/10/18)

STEALS

Career 4 @ NJIT (2/8/18)
Season 4 @ NJIT (2/8/18)
ASUN 4 @ NJIT (2/8/18)

FIELD GOALS MADE

Career 11 vs. Trinity Valley CC (11/25/16)
Season 5, 5x, Last @ North Florida (1/24/18)
ASUN 5, 2x, Last @ North Florida (1/24/18)

FIELD GOALS ATTEMPTED

Career 22 @ College of Central Florida (2/15/17)
Season 12 vs. Florida Tech (12/31/17)
ASUN 10, 2x, Last vs. Jacksonville (1/27/18)

FREE THROWS MADE

Career 13 @ College of Central Florida (1/11/17)
Season 5 @ rv UT Arlington (12/9/17)
ASUN 4, 2x, Last @ NJIT (2/8/18)

FREE THROWS ATTEMPTED

Career 14 vs. Tallahassee CC (12/11/16)
Season 5 @ rv UT Arlington (12/9/17)
ASUN 4, 2x, Last @ NJIT (2/8/18)

3-POINT FIELD GOALS MADE

Career 6, 3x, Last @ College of Central Florida (1/11/17)
Season 4, 2x, Last @ North Florida (1/24/18)
ASUN 4 @ North Florida (1/24/18)

3-POINT FIELD GOALS ATTEMPTED

Career 14, 2x, Last @ College of Central Florida (1/11/17)
Season 8, 2x, Last vs. Florida Tech (12/31/17)
ASUN 7 vs. USC Upstate (1/11/18)

MINUTES

Career 41 vs. Trinity Valley CC (11/25/16)
Season 35 @ NJIT (2/8/18)
ASUN 35 @ NJIT (2/8/18)

MISCELLANEOUS

	Season	Career
Double-Figure Points	12	38
20+ Points		11
Double-Doubles		1
5+ Assists		4
Double-Figure Assists		1
Multi Steal Games	3	24

CAREER STATS

			Total		3-Point		F-Throws		Rebounds											Scoring	
Season	gp-gs	min/avg	fg-fga	pct	fg-fga	pct	ft-fla	pct	off	def	tot	avg	pf	fo	ast	to	blk	stl	pts	avg	
2014-15*	29-3	404/13.9	33-84	.393	8-39	.205	23-28	.821	16	39	55	1.9	54	1	21	15	0	11	97	3.3	
2016-17*	29-29	869/30.0	146-363	.402	87-228	.382	136-158	.861	23	109	132	4.6	56	0	82	43	7	50	515	17.8	
2017-18	27-14	574/21.3	70-162	.432	50-118	.424	30-33	.909	14	32	46	1.7	48	1	17	25	2	16	220	8.1	
TOTAL	27-14	574/21.3	70-162	.432	50-118	.424	30-33	.909	14	32	46	1.7	48	1	17	25	2	16	220	8.1	
All*	85-46	1847/21.7	249-609	.409	145-385	.377	189-219	.863	53	180	233	2.7	158	2	120	83	9	77	832	9.8	

NOTEWORTHY

ASUN Newcomer of the Week (Dec. 11) ... injured his shoulder seconds after entering the Denver game and missed the next three games ... returned against Middle Tennessee, knocking down a season-high four 3-pointers ... **has made three or more 3-pointers 10 times already this year** ... 16 points at rv UT Arlington, and all 16 came in the 2nd half in just nine minutes of action ... season-high-tying 16 points at North Florida ... **has made the most 3-pointers on the team with 50, despite missing five games.**

Transferred to FGCU in April of 2017 from Daytona State College. Sophomore year (redshirt) at UTRGV; freshman season at USF in 2014-15.



@dtime_94

GAME-BY-GAME STATS

Opponent	Date	gs	min	Total		3-Pointers		Free throws		Rebounds				pf	a	t/o	blk	stl	pts	avg
				fg-fga	pct	3fg-fga	pct	ft-fga	pct	off	def	tot	avg							
ILLINOIS STATE	11/11/17	24	4-11	.364	3-8	.375	0-0	.000	1	1	2	2.0	3	1	0	0	0	11	11.0	
at Siena	11/13/17	23	5-9	.556	3-7	.429	1-1	1.000	0	3	3	2.5	0	2	1	0	1	14	12.5	
at Bowling Green	11/18/17	23	3-8	.375	3-7	.429	0-0	.000	0	2	2	2.3	1	0	2	0	1	9	11.3	
at Middle Tennessee	11/21/17	* 17	1-4	.250	1-4	.250	3-3	1.000	0	1	1	2.0	4	0	1	0	0	6	10.0	
DENVER	11/24/17	0	0-0	.000	0-0	.000	0-0	.000	0	0	0	1.6	0	0	0	0	0	0	8.0	
MIDDLE TENNESSEE	12/2/17	23	4-8	.500	4-6	.667	0-1	.000	1	0	1	1.5	0	0	3	0	0	12	8.7	
FAU	12/5/17	24	5-7	.714	3-4	.750	0-0	.000	0	1	1	1.4	3	0	2	0	1	13	9.3	
at rv UT Arlington	12/9/17	19	4-5	.800	3-4	.750	5-5	1.000	0	1	1	1.4	1	0	2	0	1	16	10.1	
ORAL ROBERTS	12/16/17	* 21	2-7	.286	2-7	.286	0-0	.000	0	0	0	1.2	2	0	1	0	0	6	9.7	
at FIU	12/19/17	19	3-8	.375	2-7	.286	0-0	.000	2	0	2	1.3	2	1	0	0	0	8	9.5	
at #11 Wichita State	12/22/17	10	0-3	.000	0-1	.000	0-0	.000	0	1	1	1.3	0	1	0	0	1	0	8.6	
at rv Rhode Island	12/27/17	16	0-3	.000	0-2	.000	0-0	.000	1	2	3	1.4	1	2	0	0	0	0	7.9	
FLORIDA MEMORIAL	12/29/17	12	2-4	.500	2-4	.500	2-2	1.000	0	2	2	1.5	3	0	0	0	0	8	7.9	
FLORIDA TECH	12/31/17	29	5-12	.417	3-8	.375	2-2	1.000	0	3	3	1.6	0	0	0	0	1	15	8.4	
STETSON	1/6/18	* 23	4-6	.667	3-5	.600	2-3	.667	0	0	0	1.5	3	0	0	0	0	13	8.7	
USC UPSTATE	1/11/18	* 19	5-10	.500	3-7	.429	0-0	.000	1	1	2	1.5	2	0	0	0	0	13	9.0	
NJIT	1/13/18	* 22	1-2	.500	1-2	.500	0-0	.000	0	2	2	1.5	3	0	2	0	3	8.6		
at Lipscomb	1/18/18	* 22	3-4	.750	2-3	.667	4-4	1.000	0	0	0	1.4	2	1	1	0	0	12	8.8	
at Kennesaw State	1/20/18	* 18	1-3	.333	1-2	.500	0-0	.000	1	0	1	1.4	2	1	1	0	0	3	8.5	
at North Florida	1/24/18	* 27	5-7	.714	4-5	.800	2-2	1.000	1	2	3	1.5	2	0	0	0	0	16	8.9	
JACKSONVILLE	1/27/18	* 29	2-10	.200	0-3	.000	2-2	1.000	1	2	3	1.6	0	0	2	0	0	6	8.8	
NORTH FLORIDA	1/29/18	* 18	3-5	.600	2-2	1.000	0-0	.000	2	3	5	1.7	2	1	1	0	2	8	8.7	
at Jacksonville	2/3/18	* 24	4-8	.500	2-4	.500	1-1	1.000	2	1	3	1.8	2	1	1	0	0	11	8.8	
at NJIT	2/8/18	* 35	2-4	.500	2-4	.500	4-4	1.000	0	1	1	1.8	1	2	0	0	4	10	8.9	
at USC Upstate	02/10/18	* 29	2-6	.333	1-4	.250	2-3	.667	0	2	2	1.8	0	2	1	1	0	7	8.8	
KENNESAW STATE	2/15/18	* 25	0-4	.000	0-4	.000	0-0	.000	1	0	1	1.7	4	1	1	0	1	0	8.5	
LIPSCOMB	2/17/18	23	0-4	.000	0-4	.000	0-0	.000	0	1	1	1.7	5	1	3	1	0	0	8.1	
Totals		14	574	70-162	.432	50-118	.424	30-33	.909	14	32	46	1.7	48	17	25	2	16	220	8.1



32 ANTRAVIOUS SIMMONS

R-Sr. | F | 6-9 | 250 | Miami, Fla. | VCU | South Miami HS

RECORD PERFORMANCES

POINTS

Career	21 vs. Stetson (3/6/16)
Season	15 vs. St. Francis Brooklyn (11/26/17)
ASUN	13 @ Stetson (1/7/17)

REBOUNDS

Career	12, 3x, Last @ Georgia Southern (12/4/16)
Season	10 @ North Florida (1/24/18)
ASUN	10 @ North Florida (1/24/18)

OFFENSIVE REBOUNDS

Career	6 @ Georgia Southern (12/4/16)
Season	5 vs. Illinois State (11/11/17)
ASUN	4, 5x, Last @ North Florida (1/24/18)

DEFENSIVE REBOUNDS

Career	9, 2x, Last @ #13 Michigan State (11/20/16)
Season	6, 3x, Last vs. Kennesaw State (2/15/18)
ASUN	6, 4x, Last vs. Kennesaw State (2/15/18)

BLOCKS

Career	2, 5x, Last vs. North Carolina (3/17/16)
Season	1, 3x, Last vs. FAU (12/5/17)
ASUN	2 vs. Stetson (1/9/16)

FIELD GOALS MADE

Career	9 vs. Stetson (3/6/16)
Season	7 vs. St. Francis Brooklyn (11/26/17)
ASUN	6, 3x, Last @ Stetson (1/7/17)

FIELD GOALS ATTEMPTED

Career	14, 2x, Last @ #13 Michigan State (11/20/16)
Season	10, 2x, Last @ North Florida (1/24/18)
ASUN	10 @ North Florida (1/24/18)

FREE THROWS MADE

Career	5, 5x, Last vs. Kennesaw State (2/15/18)
Season	5 vs. Kennesaw State (2/15/18)
ASUN	5, 2x, Last vs. Kennesaw State (2/15/18)

FREE THROWS ATTEMPTED

Career	8 @ Georgia Southern (12/4/16)
Season	7 @ FIU (12/19/17)
ASUN	5, 4x, Last vs. Kennesaw State (2/15/18)

MINUTES

Career	33 @ #13 Michigan State (11/20/16)
Season	25, 3x, Last @ FIU (12/19/17)
ASUN	27 vs. USC Upstate (1/19/17)

MISCELLANEOUS

	Season	Career
Double-Doubles		4
20+ Points		1
Team Leader Scoring	1	4
10+ Rebounds	1	6
5+ Offensive Rebounds	1	3
10+ Defensive Rebounds		
Games W/ A Block	3	17
Multi-Block Games		5

NOTEWORTHY

Did not play in the first two-and-a-half ASUN games due to a foot injury ... after coming off the bench in the season opener, started the next two games at Siena and Bowling Green ... increased his scoring each of the first three games of the year: Illinois State (5), Siena (7), Bowling Green (8) ... season-high 15 points on 7-9 shooting against St. Francis Brooklyn ... balanced effort with eight points and eight rebounds in just 16 minutes versus Webber International ... 13 points and six rebounds in the 1st half against FAU ... led the team with 14 points at rv Rhode Island - his second-highest point total of the year ... double-figure points in only his second ASUN game this year with 10 against North Florida at home ... most points versus an ASUN opponent this year with 12 at NJIT ... consecutive double-figure scoring performances this year with 11 at USC Upstate.



@dreamchasertray

GAME-BY-GAME STATS

Opponent	Date	gs	min	Total		3-Pointers		Free throws		Rebounds				pf	a	t/o	blk	stl	pts	avg	
				fg-fga	pct	3fg-fga	pct	ft-fga	pct	off	def	tot	avg								
ILLINOIS STATE	11/11/17		18	2-3	.667	0-0	.000	1-2	.500	5	3	8	8.0	2	2	2	0	1	5	5.0	
at Siena	11/13/17	*	17	3-5	.600	0-0	.000	1-1	1.000	3	5	8	8.0	3	2	1	0	2	7	6.0	
at Bowling Green	11/18/17	*	16	4-5	.800	0-0	.000	0-1	.000	1	1	2	6.0	5	0	1	0	1	8	6.7	
at Middle Tennessee	11/21/17		16	3-4	.750	0-0	.000	0-1	.000	2	1	3	5.3	4	0	1	0	0	6	6.5	
DENVER	11/24/17	*	14	2-4	.500	0-0	.000	0-0	.000	0	1	1	4.4	3	0	0	1	0	4	6.0	
NAVY	11/25/17		14	3-3	1.000	0-0	.000	0-0	.000	0	1	1	3.8	1	1	2	1	1	6	6.0	
ST. FRANCIS BROOKLYN	11/26/17		20	7-9	.778	0-0	.000	1-2	.500	4	3	7	4.3	4	2	1	0	0	15	7.3	
WEBBER INTERNATIONAL	11/29/17		16	2-3	.667	0-0	.000	4-4	1.000	3	5	8	4.8	1	3	2	0	0	8	7.4	
MIDDLE TENNESSEE	12/2/17	*	25	2-5	.400	0-0	.000	0-0	.000	0	4	4	4.7	5	0	2	0	0	4	7.0	
FAU	12/5/17	*	24	5-9	.556	0-0	.000	3-4	.750	1	5	6	4.8	5	1	1	1	0	13	7.6	
at rv UT Arlington	12/9/17	*	10	1-3	.333	0-0	.000	0-0	.000	1	3	4	4.7	3	0	1	0	0	2	7.1	
ORAL ROBERTS	12/16/17	*	25	3-4	.750	0-0	.000	0-0	.000	3	2	5	4.8	3	1	0	0	1	6	7.0	
at FIU	12/19/17	*	25	4-5	.800	0-0	.000	4-7	.571	3	5	8	5.0	4	3	2	0	0	12	7.4	
at #11 Wichita State	12/22/17	*	19	0-1	.000	0-0	.000	0-0	.000	2	3	5	5.0	2	1	0	0	1	0	6.9	
at rv Rhode Island	12/27/17	*	20	6-10	.600	0-0	.000	2-3	.667	1	1	2	4.8	0	0	2	0	0	14	7.3	
FLORIDA MEMORIAL	12/29/17	*	18	1-1	1.000	0-0	.000	0-0	.000	1	4	5	4.8	2	1	1	0	2	2	7.0	
FLORIDA TECH	12/31/17	*	16	1-3	.333	0-0	.000	2-4	.500	1	2	3	4.7	4	0	1	0	0	4	6.8	
NJIT	1/13/18		3	1-2	.500	0-0	.000	0-0	.000	0	0	0	4.4	2	1	0	0	0	2	6.6	
at Lipscomb	1/18/18		16	5-9	.556	0-0	.000	1-3	.333	2	5	7	4.6	3	0	1	0	0	11	6.8	
at Kennesaw State	1/20/18		24	4-7	.571	0-0	.000	1-2	.500	0	5	5	4.6	3	1	2	0	0	9	6.9	
at North Florida	1/24/18	*	24	4-10	.400	0-0	.000	1-2	.500	4	6	10	4.9	1	2	2	0	1	9	7.0	
JACKSONVILLE	1/27/18	*	6	0-0	.000	0-0	.000	0-0	.000	0	2	2	4.7	0	1	0	0	0	0	6.7	
NORTH FLORIDA	1/29/18		11	5-7	.714	0-0	.000	0-0	.000	3	1	4	4.7	1	0	0	0	0	10	6.8	
at Jacksonville	2/3/18		11	0-2	.000	0-0	.000	2-2	1.000	2	4	6	4.8	2	0	1	0	0	2	6.6	
at NJIT	2/8/18	*	18	4-7	.571	0-0	.000	4-4	1.000	3	1	4	4.7	4	0	2	0	0	12	6.8	
at USC Upstate	02/10/18	*	19	5-6	.833	0-0	.000	1-1	1.000	0	6	6	4.8	2	0	0	0	1	11	7.0	
KENNESAW STATE	2/15/18	*	22	2-3	.667	0-0	.000	5-5	1.000	1	6	7	4.9	0	3	2	0	1	9	7.1	
LIPSCOMB	2/17/18	*	18	1-5	.200	0-0	.000	0-0	.000	2	2	4	4.8	3	1	0	0	1	2	6.9	
Totals			18	485	80-135	.593	0-0	.000	33-48	.688	48	87	135	4.8	72	26	30	3	13	193	6.9

CAREER STATS

			Total		3-Point		F-Throws		Rebounds											Scoring	
Season	gp-gs	min/avg	fg-fga	pct	fg-fga	pct	ft-fa	pct	off	def	tot	avg	pf	fo	ast	to	blk	stl	pts	avg	
2014-15*	3-0	9/3.0	1-1	1.000	0-0	.000	0-0	.000	0	2	2	0.7	2	0	0	0	0	0	2	0.7	
2015-16	34-16	562/16.5	112-207	.541	0-1	.000	45-72	.625	59	119	178	5.2	101	1	23	36	14	14	269	7.9	
2016-17	34-11	492/14.5	79-141	.560	1-1	1.000	26-39	.667	42	75	117	3.4	80	1	13	35	6	10	185	5.4	
2017-18	28-18	485/17.3	80-135	.593	0-0	.000	33-48	.688	48	87	135	4.8	72	3	26	30	3	13	193	6.9	
TOTAL	96-45	1539/16.0	271-483	.561	1-2	.500	104-159	.654	149	281	430	4.5	253	5	62	101	23	37	647	6.7	
All*	99-45	1548/15.6	272-484	.562	1-2	.500	104-159	.654	149	283	432	4.4	255	5	62	101	23	37	649	6.6	



PROGRAM CAREER LEADERS

POINTS

1. 1835 - Bernard Thompson (134 Games) - 2011-15
2. 1477 - Brett Comer (137 Games) - 2011-15
3. 1367 - Ryan Hopkins (88 Games) - 2002-05
4. 1306 - Chase Fieler (134 Games) - 2010-14
- 5. 1250 - CHRISTIAN TERRELL (131 GAMES) - 2014-**
6. 1241 - Sherwood Brown (119 Games) - 2009-13
- 7. 1232 - ZACH JOHNSON (98 GAMES) - 2015-**
- 8. 1155 - BRANDON GOODWIN (63 GAMES) - 2016-**
9. 1086 - Casey Wohlleb (87 Games) - 2005-08
10. 1084 - Marc-Eddy Norelia (92 Games) - 2014-17

REBOUNDS

1. 714 - Chase Fieler (253o-461d) - 2010-14
2. 623 - Bernard Thompson (170o-453d) - 2011-15
3. 611 - Marc-Eddy Norelia (197o-414d) - 2014-17
4. 589 - Sherwood Brown (179o-410d) - 2009-13
5. 570 - Adam Liddell (159o-411d) - 2005-08
6. 536 - Demetris Morant (207o-329d) - 2014-17
- 7. 482 - CHRISTIAN TERRELL (99o, 383d) - 2014-**
8. 453 - Brett Comer (103o-350d) - 2011-15
- 9. 430 - ANTRAVIOUS SIMMONS (149o, 281d) - 2015-**
10. 382 - Anthony Banks (206o-176d) - 2008-11

STEALS

1. 262 - Bernard Thompson - 2011-15
2. 194 - Bryan Crislip - 2002-05
3. 181 - Brett Comer - 2011-15
4. 155 - Rob Quaintance - 2006-08
- 5. 141 - ZACH JOHNSON - 2015-**
6. 120 - Sherwood Brown - 2009-13
7. 117 - Yavney Neptune - 2004-08
8. 108 - Chase Fieler - 2010-14
9. 106 - Gabe Pean - 2002-06
10. 102 - Beau Bauer - 2005-07

FIELD GOALS MADE

1. 636 - Bernard Thompson (134 Games) - 2011-15
2. 536 - Brett Comer (137 Games) - 2011-15
3. 487 - Chase Fieler (134 Games) - 2010-14
4. 462 - Ryan Hopkins (88 Games) - 2002-05
- 5. 449 - CHRISTIAN TERRELL (131 GAMES) - 2014-**
6. 447 - Sherwood Brown (119 Games) - 2009-13
- 7. 442 - ZACH JOHNSON (98 GAMES) - 2015-**
8. 430 - Marc-Eddy Norelia (92 Games) - 2014-17
- 9. 402 - BRANDON GOODWIN (63 GAMES) - 2016-**
10. 378 - Casey Wohlleb (87 Games) - 2005-08

FIELD GOAL % (MIN. 200 MADE)

1. .666 - Demetris Morant (275-413) - 2014-17
- 2. .561 - ANTRAVIOUS SIMMONS (271-483) - 2015-**
3. .535 - Marc-Eddy Norelia (430-803) - 2014-17
4. .524 - Anthony Banks (317-605) - 2008-11
5. .523 - Robinson Tisme (294-562) - 2002-04
6. .502 - Chase Fieler (487-971) - 2010-14
- 7. .492 - BRANDON GOODWIN (402-817) - 2016-**
- .486 - Kyle Marks (202-416) - 2008-10
9. .472 - Adam Liddell (321-680) - 2005-08
10. .456 - Sherwood Brown (447-981) - 2009-13

3-POINTERS MADE

1. 355 - Ryan Hopkins (88 games) - 2002-05
 2. 219 - Bernard Thompson (134 games) - 2011-15
 3. 182 - Filip Cvjeticanin (131 games) - 2011-14,15-16
 4. 178 - Christophe Varidel (99 games) - 2010-13
 5. 174 - Bryan Crislip (89 games) - 2002-05
 - 6. 163 - CHRISTIAN TERRELL * (131 GAMES) - 2014-**
 7. 157 - Sherwood Brown (119 games) - 2009-13
 8. 130 - Reed Baker (74 games) - 2008-11
 - 9. 129 - ZACH JOHNSON (98 GAMES) - 2015-**
 10. 118 - Delvin Franklin (62 games) - 2007-09
- * Also ranked 7th in 3PT% at .362 (163-450)

FREE THROWS MADE

1. 344 - Bernard Thompson (134 Games) - 2011-15
 2. 304 - Brett Comer (137 Games) - 2011-15
 - 3. 267 - BRANDON GOODWIN * (63 GAMES) - 2016-**
 4. 231 - Reed Baker (74 Games) - 2008-11
 5. 229 - Chase Fieler (134 Games) - 2010-14
 6. 223 - Marc-Eddy Norelia (92 Games) - 2014-17
 - 7. 219 - ZACH JOHNSON (98 GAMES) - 2015-**
 8. 216 - Casey Wohlleb (87 Games) - 2005-08
 9. 195 - Bryan Crislip (89 Games) - 2002-05
 10. 190 - Sherwood Brown (119 Games) - 2009-13
- * Also ranked 2nd in FT% at .776 (267-344; MIN. 200 MADE)

ASSISTS

1. 845 - Brett Comer - 2011-15
2. 606 - Bryan Crislip - 2002-05
3. 337 - Rob Quaintance - 2006-08
- 4. 307 - ZACH JOHNSON - 2015-**
- 5. 279 - BRANDON GOODWIN - 2016-**
- 6. 270 - CHRISTIAN TERRELL - 2014-**
7. 246 - Bernard Thompson - 2011-15
8. 225 - Gabe Pean - 2002-06
9. 203 - Chase Fieler - 2010-14
10. 192 - Reggie Chambers - 2008-10



SPECIALTY STATS

Opponent	T/O	2ndCh	Paint	FastB	Bench	Ties	Leads	WL	Score	Leads overcome
Illinois State	18	15	48	21	18	2	6	W	98-87	trailed by 6 1st-10:19
Siena	21	15	50	17	25	1	1	W	86-53	trailed by 3 1st-18:57
Bowling Green	11	16	44	10	18	2	3	L	80-83	lost 13 1st-10:15
Middle Tennessee	13	6	34	2	18	0	0	L	72-85	lost 2 1st-18:01
Denver	24	11	35	7	22	1	5	W	79-71	trailed by 4 1st-16:35
Navy	8	14	36	6	14	0	5	W	70-54	trailed by 4 1st-03:10
St. Francis Brooklyn	11	16	48	13	25	0	0	W	75-51	
Webber International	24	29	70	28	47	0	0	W	115-61	
Middle Tennessee	24	5	30	8	14	1	1	L	76-81	lost 12 1st-15:43
FAU	8	11	42	5	26	2	3	L	88-92	lost 14 1st-01:46
rv UT Arlington	24	9	26	4	27	3	3	W	85-78	trailed by 7 1st-11:24
Oral Roberts	12	9	22	5	25	0	1	L	64-83	lost 3 1st-19:01
FIU	10	12	34	15	20	1	3	L	88-91	lost 11 2nd-15:31
#11 Wichita State	19	12	28	5	18	2	3	L	65-75	lost 7 2nd-13:05
rv Rhode Island	5	11	36	0	20	3	3	L	60-80	lost 4 1st-03:15
Florida Memorial	15	9	42	10	33	0	1	W	76-42	trailed by 1 1st-17:35
Florida Tech	16	4	38	10	33	3	2	W	62-54	trailed by 2 1st-14:58
Stetson	18	10	28	16	27	2	2	W	90-52	trailed by 2 1st-18:44
USC Upstate	13	6	40	20	18	1	1	W	75-58	trailed by 3 1st-16:53
NJIT	21	15	38	12	12	1	2	W	68-54	trailed by 2 1st-08:59
Lipscomb	19	2	34	9	26	2	3	W	88-83	trailed by 18 2nd-13:31
Kennesaw State	11	9	40	14	22	0	2	W	66-49	trailed by 4 1st-08:25
North Florida	18	13	56	8	34	2	1	W	96-87	trailed by 2 1st-17:26
Jacksonville	11	14	48	10	22	2	4	W	68-62	trailed by 2 1st-18:44
North Florida	24	18	66	22	48	1	1	W	103-70	trailed by 3 1st-18:52
Jacksonville	25	14	46	10	8	0	1	W	80-55	trailed by 1 1st-18:02
NJIT	18	8	26	8	19	0	2	W	75-70	trailed by 1 1st-11:44
USC Upstate	26	5	56	10	37	0	1	W	88-71	trailed by 18 1st-07:22
Kennesaw State	28	13	56	16	31	1	1	L	93-97	lost 8 1st-15:28
Lipscomb	32	14	44	4	7	1	1	L	87-90	lost 6 1st-11:00

Totals 527 345 1241 325 714 34 62
Average/Game 17.6 11.5 41.4 10.8 23.8 1.1 2.1

Opponent 452 353 868 166 548 63 64
Average/Game 15.1 11.8 28.9 5.5 18.3 2.1 2.1

Through the first eight games of the year, the Eagles were +43 in second-chance points, but in the last 22 contests they are -32.

CHARGES TAKEN

Brandon Goodwin: 9
Michael Gilmore: 1

Christian Terrell: 8
Ricky Doyle: 2

RaySean Scott Jr.: 5
Christian Carlyle: 1
Zach Johnson: 1

STATISTICAL TRENDS

Games Decided By:
5 Points Or Less: 2-6
6-10 Points: 5-1
11-15 Points: 2-1
16-20 Points: 4-2
20+ Points: 7-0

Leading At The Half: 18-3
Trailing At The Half: 2-7
Tied At The Half: 0-0

Leading With 5 Minutes Left: 20-0
Trailing With 5 Minutes Left: 0-10
Tied With 5 Minutes Left: 0-0

Shooting 40% Or Better: 20-9
Shooting Less Than 40%: 0-1
Opponent 40% Or Better: 8-9
Opponent Less Than 40%: 12-1
Shooting Better Than Opponent: 18-3
Shooting Worse Than Opponent: 2-7

Outrebounding Opponent: 17-2
Opponent Outrebounds: 3-8
Rebounds Tied: 0-0

More Turnovers Than Opponent: 10-5
Fewer Turnovers Than Opponent: 9-4
Same Turnovers As Opponent: 1-1

Scoring 80 Or More Points: 10-5
Scoring 70-79 Points: 6-2
Scoring 60-69 Points: 4-3
Scoring 50-59 Points: 0-0
Scoring 49 Or Fewer Points: 0-0

Largest Margin Of Victory:
54 vs. Webber International
Smallest Margin Of Victory:
5, 2x, Last @ NJIT
Largest Margin Of Defeat:
20 @ rv Rhode Island
Smallest Margin Of Defeat:
3, 3x, Last vs. Lipscomb



THE BASICS

ABOUT FGCU

School.....	Florida Gulf Coast University (FGCU)
City.....	Fort Myers, FL
Established.....	Founded: 1991 First Classes: 1997
Enrollment.....	14,970
Nickname.....	Eagles
Colors.....	Green & Blue
Facility (Capacity).....	Alico Arena (4,633: 4,333 Seats + 300 SR)
Program's First Season.....	2002-03
First Year in Division I... 2007-08 (Postseason Eligible: 2011-12)	
Conference.....	ASUN

PROGRAM INFORMATION

2016-17 Overall/ASUN Record	26-8/12-2 (1st Place)
2016-17 Postseason	NCAA Tournament (14 Seed)
.....	First Round: L, 86-80 vs. 3 Florida State
Letterwinners Returning/Lost	8/7
Starters Returning/Lost	4/1
Newcomers Eligible.....	11 (3 Transfers Sitting Out; 2 Walk-Ons)
Seniors	4 (1 Walk-On)
Juniors	7 (2 Transfers Sitting Out; 1 Walk-On)
Sophomores	4 (1 Walk-On)
Freshmen	4 (2 Walk-Ons)
All-Time Record (2002-03-Current).....	305-205
Division I Record (2007-08-Current).....	191-166
ASUN Record (2007-08-Current).....	102-83
All-Time Home Record.....	203-65
All-Time Road Record	89-131
All-Time Neutral Record	13-9
ASUN Tournament Record (Appearances)	14-3 (6)
NCAA Tournament Record (Appearances).....	3-3 (3)
NIT Record (Appearances)	0-1 (1)
CIT Record (Appearances).....	0-1 (1)

• FGCU has won a combined **68** conference regular season and tournament titles **IN ONLY 10+ YEARS** in Division I as a member of the ASUN Conference & Coastal Collegiate Sports Association (women's swimming & diving).

• In just **6+ YEARS** of D-I postseason eligibility, FGCU has sent **21 TEAMS** to the NCAA Tournament, while men's golf (2012, 2013, 2015), swimming (2012, 2013, 2014, 2015, 2016, 2017) and men's tennis (2014) have had an individual(s) participate in their respective NCAA Championship, bringing **THE TOTAL NCAA APPEARANCES FOR FGCU TO 31**.

• In 2016-17, FGCU won 10 regular season or tournament conference championships, with men's soccer winning its **FIRST NCAA TOURNAMENT** game, baseball winning a game in its **FIRST NCAA REGIONAL** and swimming & diving earning an eighth CCSA Championship in nine years.

• FGCU claimed its fourth **ASUN ALL-SPORTS TROPHY** in five years in 2016-17 and posted a record **6TH-PLACE FINISH** in the DI-AAA Learfield Directors' Cup.

• The Eagles had **SEVEN STUDENT-ATHLETES SIGN PROFESSIONAL CONTRACTS IN 2016**, including Whitney Knight (WNBA, Los Angeles Sparks), Rodrigo Saravia (MLS, Columbus Crew SC), Aaron Guillen (MLS, FC Dallas) and Jake Noll (MLB, Washington Nationals).

• FGCU's student-athlete population earned a **NEAR-RECORD-TYING CUMULATIVE GPA OF 3.27** for the Fall 2017 semester, which surpassed that of the overall FGCU student body (3.08) for the 17th-consecutive semester.

CHRIS SALE

• 2010 Collegiate Baseball Player of the Year with FGCU

• 13th overall selection in the 2010 MLB Draft

• 6x AL All-Star ('15, '16 Starter)

• 2013 All-Star Game-Winning Pitcher



BROOKE SWEAT

• Partner in one of just two USA Olympic Beach Volleyball pairs in Rio 2016

• 2x AVP Defensive Player of the Year





BOX SCORES

G1 vs. ILLINOIS STATE

Illinois State 87 • 0-1

#	Player	Total		3-Ptr		Rebounds			PF	TP	A	TO	Blk	Stl	Min
		FG-FGA	FG-FGA	FT-FTA	Off Def Tot	PF	TP	A TO Blk Stl							
10	Fayne, Phil	f	11-18	0-0	2-7	2 2 4	3 24	1 0 2 2	2	36					
52	Yarbrough, Milik	f	3-8	0-0	2-5	1 7 8	1 8	10 4 1 0	30						
03	Evans, Keyshawn	g	10-17	7-13	1-1	0 2 2	5 28	7 2 0 0	33						
23	Tinsley, William	g	1-4	1-4	0-0	0 4 4	3 3	2 0 2 0	29						
25	Williams, Madison	g	2-4	1-2	0-0	0 0 0	4 5	1 1 0 0	20						
00	Gassman, Isaac		0-0	0-0	0 0 1	2 0	1 1 0 1	15							
24	Martin, Jerron		1-6	1-3	2-3	0 1 1	3 5	1 3 0 0	15						
30	Litwiller, Luke		0-0	0-0	0 0 0	0 0	0 0 0 0	1							
32	Bruninga, Taylor		5-8	4-7	0-0	0 2 2	5 14	1 0 0 0	21						
Team					2 0 2										
Totals			33-65	14-29	7-16	5 19 24	26 87	24 11 5 3	200						

FG % 1st Half: 16-35 45.7% 2nd half: 17-30 56.7% Game: 33-65 50.8%
 3FG % 1st Half: 6-15 40.0% 2nd half: 8-14 57.1% Game: 14-29 48.3%
 FT % 1st Half: 4-7 57.1% 2nd half: 3-9 33.3% Game: 7-16 43.8%

Deadball Rebounds 4,1

FGCU 98 • 1-0

#	Player	Total		3-Ptr		Rebounds			PF	TP	A	TO	Blk	Stl	Min
		FG-FGA	FG-FGA	FT-FTA	Off Def Tot	PF	TP	A TO Blk Stl							
15	DOYLE, Ricky	f	3-3	0-0	2-3	0 1 1	5 8	0 1 0 0	9						
00	GOODWIN, Brandon	g	6-13	0-1	9-12	2 6 8	0 21	7 2 0 3	36						
05	JOHNSON, Zach	g	8-19	3-12	8-9	1 3 4	0 27	4 3 1 4	39						
11	TERRELL, Christian	g	6-12	1-2	0-0	0 8 8	1 13	1 2 2 1	38						
23	CARLYLE, Christian	g	2-3	0-0	7-10	4 5 9	3 11	1 1 2 0	25						
21	ERNST, Brady		1-1	0-0	0-1	0 3 3	2 2	0 0 0 0	11						
31	MERCURIUS, Dinero		4-11	3-8	0-0	1 1 2	3 11	1 0 0 0	24						
32	SIMMONS, Antravious		2-3	0-0	1-2	5 3 8	2 5	2 2 0 1	18						
Team					4 1 5			1							
Totals			32-65	7-23	27-37	17 31 48	16 98	16 12 5 9	200						

FG % 1st Half: 16-32 50.0% 2nd half: 16-33 48.5% Game: 32-65 49.2%
 3FG % 1st Half: 2-9 22.2% 2nd half: 5-14 35.7% Game: 7-23 30.4%
 FT % 1st Half: 11-14 78.6% 2nd half: 16-23 69.6% Game: 27-37 73.0%

Deadball Rebounds 6,1

Officials: John Hampton (R), Jose A. Carrion, Archibald Whaley
 Technical fouls: Illinois State-None. FGCU-None.
 Attendance: 4335
 Season Opener

Score by periods	1st	2nd	Total
Illinois State	42	45	87
FGCU	45	53	98

Last FG - ILS 2nd-03:29, FGCU 2nd-00:51.
 Largest lead - ILS by 6 1st-10:19, FGCU by 11 2nd-00:26.
 ILS led for 06:59, FGCU led for 28:56. Game was tied for 04:05.

Score tied - 8 times.
 Lead changed - 12 times.

G3 @ BOWLING GREEN

FGCU 80 • 2-1

#	Player	Total		3-Ptr		Rebounds			PF	TP	A	TO	Blk	Stl	Min
		FG-FGA	FG-FGA	FT-FTA	Off Def Tot	PF	TP	A TO Blk Stl							
15	DOYLE, Ricky	f	5-9	0-1	1-1	3 4 7	4 11	0 1 1 1	18						
32	SIMMONS, Antravious	f	4-5	0-0	0-1	1 1 2	5 8	0 1 0 1	16						
00	GOODWIN, Brandon	g	4-16	1-6	8-10	1 6 7	1 17	5 2 0 1	33						
05	JOHNSON, Zach	g	2-10	0-3	4-4	0 5 5	2 8	4 6 0 2	34						
11	TERRELL, Christian	g	8-11	2-4	0-0	0 5 5	4 18	2 1 2 0	33						
03	ROGERS, Darnell		0-0	0-0	0-0	0 0 0	0 0	0 0 0 0	2						
13	SCOTT Jr, RaySean		1-4	0-2	0-0	0 2 2	3 2	1 1 1 0	9						
21	ERNST, Brady		1-1	0-0	0-1	0 2 2	1 2	0 0 0 0	7						
23	CARLYLE, Christian		1-6	0-0	0-0	1 2 3	2 2	1 1 1 0	17						
30	THOMAS, Brian		1-1	0-0	1-2	3 2 5	0 3	0 1 0 0	8						
31	MERCURIUS, Dinero		3-8	3-7	0-0	0 2 2	1 9	0 2 0 1	23						
Team					2 0 2										
Totals			30-71	6-23	14-19	11 31 42	23 80	13 16 5 6	200						

FG % 1st Half: 17-35 48.6% 2nd half: 13-36 36.1% Game: 30-71 42.3%
 3FG % 1st Half: 2-8 25.0% 2nd half: 4-15 26.7% Game: 6-23 26.1%
 FT % 1st Half: 7-11 63.6% 2nd half: 7-8 87.5% Game: 14-19 73.7%

Deadball Rebounds 1

Bowling Green 83 • 2-1

#	Player	Total		3-Ptr		Rebounds			PF	TP	A	TO	Blk	Stl	Min
		FG-FGA	FG-FGA	FT-FTA	Off Def Tot	PF	TP	A TO Blk Stl							
01	WIGGINS, Demajeo	f	6-11	0-0	2-3	2 5 7	5 14	0 3 0 1	18						
40	KOCH, Derek		2-6	0-1	5-8	3 8 11	2 9	2 3 0 0	29						
03	CALDWELL, Rodrick	g	5-10	1-3	0-0	1 0 1	1 11	1 1 0 0	24						
05	FRYE, Dylan	g	3-11	2-5	7-8	1 5 6	2 15	2 1 0 0	32						
10	TURNER, Justin	g	6-14	2-3	6-8	1 6 7	2 20	1 5 0 4	36						
00	CUMMINGS, Nelly		3-5	0-0	1-2	0 1 1	2 7	1 0 0 0	19						
13	UJU, Jeffrey		0-1	0-0	1-2	1 0 1	1 1	0 0 0 0	1						
24	FOX, Matt		0-2	0-1	0-0	1 3 4	1 0	3 0 1 1	17						
25	PLOWDEN, Daewon		2-6	1-2	1-2	1 2 3	0 6	0 0 0 0	16						
52	GADSON, Joniya		0-0	0-0	0-0	0 1 1	3 0	0 1 3 0	3						
Team					1 3 4										
Totals			27-66	6-15	23-33	12 34 46	19 83	10 14 4 7	200						

FG % 1st Half: 12-37 32.4% 2nd half: 15-29 51.7% Game: 27-66 40.9%
 3FG % 1st Half: 3-10 30.0% 2nd half: 3-5 60.0% Game: 6-15 40.0%
 FT % 1st Half: 13-18 72.2% 2nd half: 10-15 66.7% Game: 23-33 69.7%

Deadball Rebounds 6

Officials: Steve McJunkins, Paul Szelc, Bart Wegenke
 Technical fouls: FGCU-None. Bowling Green-GADSON, Joniya.
 Attendance: 2440

Score by periods	1st	2nd	Total
FGCU	43	37	80
Bowling Green	40	43	83

Last FG - FGCU 2nd-00:44, BGSU 2nd-00:01.
 Largest lead - FGCU by 13 1st-10:15, BGSU by 6 2nd-01:17.
 FGCU led for 21:51, BGSU led for 17:03. Game was tied for 01:06.

Score tied - 3 times.
 Lead changed - 7 times.

#DunkCity

G2 @ SIENA

FGCU 86 • 2-0

#	Player	Total		3-Ptr		Rebounds			PF	TP	A	TO	Blk	Stl	Min
		FG-FGA	FG-FGA	FT-FTA	Off Def Tot	PF	TP	A TO Blk Stl							
15	DOYLE, Ricky	f	3-7	0-1	3-6	6 5 11	1 9	3 0 1 1	27						
32	SIMMONS, Antravious	f	3-5	0-0	1-1	3 5 8	3 7	2 1 0 2	17						
00	GOODWIN, Brandon	g	6-13	1-6	3-3	0 5 5	2 16	4 6 0 2	26						
05	JOHNSON, Zach	g	6-13	0-4	1-1	2 1 3	2 13	1 1 0 0	31						
11	TERRELL, Christian	g	7-7	2-2	0-0	0 5 5	3 16	1 0 0 0	23						
03	ROGERS, Darnell		0-0	0-0	0-0	0 0 0	0 0	1 0 0 0	6						
20	McADOO, Ryan		0-1	0-0	0-0	0 1 1	0 0	0 2 0 1	2						
21	ERNST, Brady		0-3	0-0	1-2	0 2 2	2 1	1 1 0 1	14						
23	CARLYLE, Christian		1-3	0-0	4-6	4 1 5	5 6	1 2 0 1	18						
30	THOMAS, Brian		1-2	0-0	0-0	0 1 1	1 2	0 0 2 0	11						
31	MERCURIUS, Dinero		5-9	3-7	1-1	0 3 3	0 14	2 1 0 1	23						
33	MAHONEY, Dolan		1-1	0-0	0-0	0 0 0	1 2	0 0 0 0	2						
Team					3 4 7										
Totals			33-64	6-20	14-20	18 30 48	20 86	16 14 3 10	200						

FG % 1st Half: 14-27 51.9% 2nd half: 19-37 51.4% Game: 33-64 51.6%
 3FG % 1st Half: 4-7 57.1% 2nd half: 2-13 15.4% Game: 6-20 30.0%
 FT % 1st Half: 8-10 80.0% 2nd half: 6-10 60.0% Game: 14-20 70.0%

Deadball Rebounds 3,2

Siena 53 • 0-2

#	Player		Total		3-Ptr		Rebounds			PF	TP	A	TO	Blk	Stl	Min
			FG-FGA	FG-FGA	FT-FTA	Off	Def	Tot								
15	Oduro, Prince	f	2-12	0-0	3-6	1	2	3	3	7	2	0	1	0	27	
32	Fisher, Evan	f	2-5	0-0	0-0	3	2	5	3	4	0	1	0	0	25	
05	Smithen, Kadeem	g	2-5	1-1	0-0	2	4	6	0	5	0	1	0	2	17	
21	Shivers, Ahsante	g	2-6	1-2	1-3	2	1	3	2	6	1	2	0	1	25	
25	Clareth, Nico	g	3-12	0-5	0-0	0	1	1	3	6	0	4	1	1	23	
02	Bentley, Christian		0-0	0-0	1-2	0	0	0	0	1	0	0	0	0	4	
11	Huerter, Jr., Thomas		1-1	0-0	0-0	1	3	4	3	2	1	0	0	0	11	
12	Diamond, Ben		0-0	0-0	0-0	0	0	0	0	0	0	1	0	0	1	
13	Richard, Khalil		4-10	1-3	3-4	1	1	2	1	12	0	2	0	1	26	
20	Penn, Roman		0-2	0-1	0-0	1	0	1	0	0	1	0	0	2	7	
23	Horn, Jordan		3-7	0-3	0-0	2	1	3	0	6	1	0	0	0	14	
34	Degnan, Kevin		0-1	0-0	2-2	0	0	0	0	2	0	1	0	0	4	
35	Friday, Sammy		0-2	0-0	2-4	2	0	2	0	2	1	1	2	0	16	
Team						2	1	3				1				
Totals				19-63	3-15	12-21	17	16	33	15	53	7	14	4	7	200
FG % 1st Half: 11-32			34.4%	2nd half: 8-31	25.8%	Game: 19-63			30.2%				Deadball			
3FG % 1st Half: 3-10			30.0%	2nd half: 0-5	0.0%	Game: 3-15			20.0%				Rebounds			
FT % 1st Half: 2-4			50.0%	2nd half: 10-17	58.8%	Game: 12-21			57.1%				4			

G5 vs. DENVER

Denver 71 • 1-3

#	Player	Total		3-Ptr		Rebounds			PF	TP	A	TO	Blk	Stl	Min
		FG-FGA	FG-FGA	FT-FTA	Off Def Tot	PF	TP	A TO Blk Stl							
00	Ade Murkey	* 1-3	0-0	0-0	2 2 4	3	2	5 0 1 0	32						
02	Joe Rosga	* 4-11	1-7	0-0	0 2 2	0	9	4 4 0 1	37						
05	Jake Pemberton	* 5-8	3-4	2-2	0 3 3	2	15	1 3 0 1	36						
11	Jake Krafka	* 3-5	0-2	0-0	1 1 2	4	6	1 4 0 0	19						
44	Daniel Amigo	* 7-13	1-3	3-6	2 8 10	5	18	2 2 0 1	29						
03	Elvin Rodriguez	1-4	0-1	5-7	0 1 1	2	7	0 1 0 0	11						
10	Jake Holtzmann	0-1	0-1	0-0	0 1 1	0	0	1 0 0 0	4						
24	Christian Mackey	5-6	0-0	0-0	3 3 6	4	10	0 1 0 0	17						
32	Abiola Akintola	2-4	0-0	0-1	1 1 2	2	4	0 0 0 2	15						
Team					3 0 3			1							
Totals		28-55	5-18	10-16	12 22 34	22	71	14 16 1 5	200						

FG % 1st Half: 13-24 54.2% 2nd half: 15-31 48.4% Game: 28-55 50.9% Deadball Rebounds 2
 3FG % 1st Half: 3-10 30.0% 2nd half: 2-8 25.0% Game: 5-18 27.8%
 FT % 1st Half: 3-7 42.9% 2nd half: 7-9 77.8% Game: 10-16 62.5%

FGCU 79 • 3-2

#	Player	Total		3-Ptr		Rebounds			PF	TP	A	TO	Blk	Stl	Min
		FG-FGA	FG-FGA	FT-FTA	Off Def Tot	PF	TP	A TO Blk Stl							
00	GOODWIN, Brandon	* 5-12	3-9	3-4	0 4 4	1	16	3 2 0 1	34						
05	JOHNSON, Zach	* 5-9	3-5	7-9	0 2 2	3	20	1 1 0 4	31						
11	TERRELL, Christian	* 5-11	2-6	4-5	0 4 4	0	16	5 4 0 0	33						
15	DOYLE, Ricky	* 0-0	0-0	1-2	0 2 2	4	1	1 1 1 2	13						
32	SIMMONS, Antravious	* 2-4	0-0	0-0	0 1 1	3	4	0 0 1 0	14						
03	ROGERS, Darnell	0-3	0-2	0-0	1 0 1	1	0	3 0 0 0	13						
13	SCOTT Jr, RaySean	7-8	0-0	1-1	5 3 8	2	15	0 0 1 0	26						
21	ERNST, Brady	1-2	0-0	2-2	1 0 1	1	4	0 0 1 1	18						
23	CARLYLE, Christian	1-5	1-2	0-0	1 0 1	2	3	3 1 0 0	18						
31	MERCURIUS, Dinero	0-0	0-0	0-0	0 0 0	0	0	0 0 0 0	0+						
Team					1 3 4										
Totals		26-54	9-24	18-23	9 19 28	17	79	16 9 4 8	200						

FG % 1st Half: 14-28 50.0% 2nd half: 12-26 46.2% Game: 26-54 48.1% Deadball Rebounds 2
 3FG % 1st Half: 5-15 33.3% 2nd half: 4-9 44.4% Game: 9-24 37.5%
 FT % 1st Half: 2-4 50.0% 2nd half: 16-19 84.2% Game: 18-23 78.3%

Officials: Landon Brandes (R), Christopher Merlo, Kenny Totten
 Technical fouls: Denver-None. FGCU-None.
 Attendance: 3517
 Homewood Suites FGCU Shootout: Game 2
 FGCU Ranked #13 In CollegeInsider.com Mid Major Top 25

Score by periods	1st	2nd	Total	Points	In Paint	Off T/O	2nd Chance	Fast Break	Bench
Denver	32	39	71	DENMBB	32	7	14	2	21
FGCU	35	44	79	FGCU	35	24	11	7	22

Last FG - DENMBB 2nd-00:22, FGCU 2nd-00:13.
 Largest lead - DENMBB by 4 1st-16:35, FGCU by 10 2nd-00:10.
 DENMBB led for 04:06. FGCU led for 29:15. Game was tied for 06:39.

Score tied - 7 times.
 Lead changed - 10 times.

G7 vs. ST. FRANCIS BROOKLYN

St. Francis Brooklyn 51 • 1-5

#	Player	Total		3-Ptr		Rebounds			PF	TP	A	TO	Blk	Stl	Min
		FG-FGA	FG-FGA	FT-FTA	Off Def Tot	PF	TP	A TO Blk Stl							
00	DUNN, Rasheem	* 5-11	0-3	0-0	0 2 2	1	10	1 3 0 1	29						
10	SANABRIA, Glenn	* 1-6	0-3	0-0	0 1 1	1	2	1 0 0 1	22						
11	NURSE, Josh	* 1-1	0-0	1-2	1 4 5	4	3	2 2 1 0	22						
14	JORDAN, Jalen	* 3-8	2-5	1-2	0 1 1	0	9	0 1 0 0	28						
33	LASIC, Jago	* 0-1	0-0	0-0	0 1 1	0	0	0 1 0 0	4						
02	HAWKINS, Chauncey	0-1	0-1	1-3	0 1 1	2	1	1 1 0 0	15						
04	OLAFSSON, Gunnar	1-1	0-0	0-0	0 1 1	1	2	0 1 0 0	4						
05	EVANS, Yaradyah	1-4	0-2	2-3	0 4 4	1	4	0 1 0 0	20						
13	WILLIAMS, Keon	0-1	0-1	1-2	0 1 1	0	1	0 0 0 0	6						
15	NICHOLAS, Josh	2-5	0-2	0-0	0 0 0	1	4	0 0 0 1	17						
20	JOHNSON, Cori	3-7	0-0	2-4	1 3 4	1	8	0 1 0 0	18						
23	PORTER, Darelle	2-6	2-4	1-2	1 1 2	5	7	0 2 1 2	13						
24	HARRIS, Sam	0-0	0-0	0-0	0 0 0	0	0	0 0 0 0	1						
40	BECKFORD, Bryant	0-0	0-0	0-0	0 0 0	0	0	0 0 0 0	1						
Team					1 2 3			1							
Totals		19-52	4-21	9-18	4 22 26	17	51	5 14 3 6	200						

FG % 1st Half: 7-26 26.9% 2nd half: 12-26 46.2% Game: 19-52 36.5% Deadball Rebounds 7
 3FG % 1st Half: 0-11 0.0% 2nd half: 4-10 40.0% Game: 4-21 19.0%
 FT % 1st Half: 4-7 57.1% 2nd half: 5-11 45.5% Game: 9-18 50.0%

FGCU 75 • 5-2

#	Player	Total		3-Ptr		Rebounds			PF	TP	A	TO	Blk	Stl	Min
		FG-FGA	FG-FGA	FT-FTA	Off Def Tot	PF	TP	A TO Blk Stl							
00	GOODWIN, Brandon	* 2-13	1-4	0-0	0 4 4	1	5	2 2 0 0	27						
05	JOHNSON, Zach	* 3-12	0-1	2-2	0 4 4	0	8	3 1 0 3	28						
11	TERRELL, Christian	* 7-10	2-2	4-4	1 2 3	0	20	0 2 0 0	30						
13	SCOTT Jr, RaySean	* 3-3	0-0	1-1	2 8 10	2	7	2 0 1 0	19						
15	DOYLE, Ricky	* 5-7	0-0	0-0	1 1 2	3	10	3 1 0 1	18						
02	KO, Joshua	0-1	0-0	0-0	0 0 0	0	0	0 0 0 0	4						
03	ROGERS, Darnell	1-2	0-0	1-2	0 0 0	1	3	1 3 0 0	12						
20	McADOO, Ryan	0-0	0-0	0-2	0 1 1	0	0	0 1 0 0	2						
21	ERNST, Brady	0-1	0-0	3-4	0 0 0	1	3	0 0 0 0	19						
23	CARLYLE, Christian	1-3	0-0	2-2	0 3 3	3	4	2 0 0 0	19						
32	SIMMONS, Antravious	7-9	0-0	1-2	4 3 7	4	15	2 1 0 0	20						
33	MAHONEY, Dolan	0-0	0-0	0-0	0 0 0	0	0	0 0 0 0	2						
Team					4 5 9										
Totals		29-61	3-7	14-19	12 31 43	15	75	15 11 1 4	200						

FG % 1st Half: 15-35 42.9% 2nd half: 14-26 53.8% Game: 29-61 47.5% Deadball Rebounds 3
 3FG % 1st Half: 2-6 33.3% 2nd half: 1-1 100.0% Game: 3-7 42.9%
 FT % 1st Half: 3-4 75.0% 2nd half: 11-15 73.3% Game: 14-19 73.7%

Officials: Landon Brandes (R), Steven Anderson, Andy Nagy
 Technical fouls: St. Francis Brooklyn-None. FGCU-None.
 Attendance: 2929
 Homewood Suites FGCU Shootout: Game 6
 FGCU Ranked #13 In CollegeInsider.com Top 25

Score by periods	1st	2nd	Total									
St. Francis Brooklyn	18	33	51	Points	In	Off	2nd	Fast				
FGCU	35	40	75	Paint	T/O	Chance	Break	Bench				
				SFBK	24	8	3	7	27			
				FGCU	48	11	16	13	25			

Last FG - SFBK 2nd-01:03, FGCU 2nd-03:39.
 Largest lead - SFBK None, FGCU by 28 2nd-02:44.
 SFBK led for 00:00. FGCU led for 39:04. Game was tied for 00:56.

Score tied - 0 times.
 Lead changed - 0 times.

G6 vs. NAVY

Navy 54 • 4-3

#	Player	Total		3-Ptr		Rebounds			PF	TP	A	TO	Blk	Stl	Min
		FG-FA	FG-FA	FT-FTA	Off	Def	Tot								
01	Lacey, Tom	* 3-5	0-0	4-5	0	3	3	3	10	0	2	0	0	21	
02	Abdullah, Hasan	* 1-6	1-4	1-2	0	2	2	3	4	1	4	0	2	28	
14	Dulin, Bryce	* 6-13	1-5	0-1	3	1	4	2	13	1	1	0	2	32	
20	Anderson, Shawn	* 5-11	0-2	3-4	0	4	4	2	13	1	1	0	1	29	
40	Wleck, Evan	* 2-3	0-0	0-0	2	1	3	2	4	0	1	0	0	24	
00	Fox, Nourse	0-2	0-1	0-0	1	0	1	1	0	0	0	0	1	8	
05	Pearson, Ryan	0-3	0-2	0-0	0	0	0	1	0	0	0	0	0	7	
10	Mathis, JR	0-1	0-1	0-0	0	0	0	0	0	0	0	0	0	4	
21	Kiernan, George	0-7	0-2	0-0	3	1	4	0	0	0	1	0	0	19	
22	Davis, Cam	0-3	0-1	0-0	0	0	0	0	0	0	0	0	0	12	
23	Lewis, Mo	2-2	0-0	4-4	0	0	0	1	8	0	0	0	1	8	
41	Riemersma, Tyler	1-2	0-0	0-0	0	0	0	0	2	0	0	0	1	8	
	Team				1	3	4								
	Totals	20-58	2-18	12-16	10	15	25	15	54	3	10	0	8	200	



G9 vs. MIDDLE TENNESSEE

Middle Tennessee 81 • 5-1

#	Player	Total		3-Ptr		Rebounds			PF	TP	A	TO	Blk	Stl	Min
		FG-FGA	FG-FGA	FT-FTA	FT-FTA	Off	Def	Tot							
01	WALTERS, Brandon	f	4-6	0-0	4-5	2	2	4	2	12	1	3	1	0	29
05	KING, Nick	f	11-21	0-1	10-14	4	7	11	1	32	4	2	0	0	37
00	DIXON, Tyrik	g	1-3	1-1	1-1	0	7	7	4	4	3	1	0	0	28
11	SIMPSON, Edward	g	0-4	0-3	0-0	0	1	1	2	0	2	2	1	1	26
20	POTTS, Giddy	g	4-13	2-7	0-0	2	1	3	4	10	3	3	0	4	26
03	SIMS, Donovan		0-0	0-0	0-0	0	1	1	0	0	0	1	0	0	4
04	HAWTHORNE, James		1-1	0-0	0-0	0	0	0	4	2	0	1	0	0	4
12	SHELTON-SZMIDT, Th.		2-4	1-2	0-0	1	2	3	1	5	0	0	0	0	10
21	SIMMONS, David		4-6	0-1	3-4	3	2	5	5	11	1	3	0	1	26
25	GAMBLE, Karl		2-2	0-0	1-1	0	1	1	0	5	0	2	0	0	10
Team						3	3	6							
Totals			29-60	4-15	19-25	15	27	42	23	81	14	18	2	6	200
FG % 1st Half: 13-31		41.9%	2nd half: 16-29		55.2%	Game: 29-60		48.3%	Deadball						
3FG % 1st Half: 3-6		50.0%	2nd half: 1-1		0.0%	Game: 4-15		26.7%	Rebounds						
FT % 1st Half: 6-9		66.7%	2nd half: 13-16		81.3%	Game: 19-25		76.0%	1						

FGCU 76 • 6-3

#	Player	Total		3-Ptr		Rebounds			PF	TP	A	TO	Blk	Stl	Min
		FG-FGA	FG-FGA	FT-FTA	FT-FTA	Off	Def	Tot							
32	SIMMONS, Antravious	f	2-5	0-0	0-0	0	4	4	5	4	0	2	0	0	25
00	GOODWIN, Brandon	g	8-17	3-7	7-9	2	4	6	1	26	3	1	0	2	38
05	JOHNSON, Zach	g	2-7	0-1	3-4	0	2	2	4	7	4	3	0	2	23
11	TERRELL, Christian	g	2-4	0-1	3-5	1	7	8	2	7	5	2	0	2	31
23	CARLYLE, Christian	g	6-9	0-1	6-7	1	1	2	5	18	0	2	0	2	37
03	ROGERS, Darnell		0-1	0-1	0-0	0	0	0	0	0	0	0	0	0	2
13	SCOTT Jr, RaySean		0-0	0-0	0-0	2	1	3	4	0	2	2	1	0	10
21	ERNST, Brady		1-1	0-0	0-1	0	0	0	1	2	0	0	0	0	11
31	MERCURIUS, Dinero		4-8	4-6	0-1	1	0	1	0	12	0	3	0	0	23
Team						0	2	2							
Totals			25-52	7-17	19-27	7	21	28	22	76	14	15	1	8	200
FG % 1st Half: 12-24		50.0%	2nd half: 13-28		46.4%	Game: 25-52		48.1%	Deadball						
3FG % 1st Half: 2-6		33.3%	2nd half: 5-11		45.5%	Game: 7-17		41.2%	Rebounds						
FT % 1st Half: 5-6		83.3%	2nd half: 14-21		66.7%	Game: 19-27		70.4%	1						

Officials: Jason Baker (R), Mick Fieldbinder, Christopher Ford
 Technical fouls: Middle Tennessee-None. FGCU-None.
 Attendance: 3931
 FGCU Ranked #13 CollegeInsider.com Mid-Major Top 25

Score by periods	1st	2nd	Total
Middle Tennessee	34	47	81
FGCU	31	45	76

Last FG - MT 2nd-01:48, FGCU 2nd-01:35.
 Largest lead - MT by 16 2nd-11:58, FGCU by 12 1st-15:43.
 MT led for 27:57, FGCU led for 11:33. Game was tied for 00:30.

Score tied - 1 time.
 Lead changed - 3 times.

G11 @ rv UTA ARLINGTON

FGCU 85 • 7-4

#	Player	Total		3-Ptr		Rebounds			PF	TP	A	TO	Blk	Stl	Min
		FG-FGA	FG-FGA	FT-FTA	FT-FTA	Off	Def	Tot							
00	GOODWIN, Brandon	*	7-17	1-3	8-9	2	3	5	2	23	8	3	0	2	36
05	JOHNSON, Zach	*	5-12	1-5	2-5	0	5	5	3	13	2	8	0	2	36
11	TERRELL, Christian	*	6-8	4-5	0-0	1	4	5	1	16	3	4	0	1	38
13	SCOTT Jr, RaySean	*	1-2	0-1	2-2	1	3	4	4	0	1	1	1	1	17
32	SIMMONS, Antravious	*	1-3	0-0	0-0	1	3	4	3	2	0	1	0	0	10
15	DOYLE, Ricky		2-2	0-0	0-0	2	0	2	4	4	1	0	0	1	15
21	ERNST, Brady		0-0	0-0	0-0	0	4	4	2	0	0	0	0	0	13
23	CARLYLE, Christian		2-2	1-1	2-2	0	0	0	3	7	0	3	0	1	16
31	MERCURIUS, Dinero		4-5	3-4	5-5	0	1	1	1	16	0	2	0	1	19
Team						2	0	2							
Totals			28-51	10-19	19-23	9	23	32	23	85	14	24	1	9	200
FG % 1st Half: 14-27		51.9%	2nd half: 14-24		58.3%	Game: 28-51		54.9%	Deadball						
3FG % 1st Half: 6-11		54.5%	2nd half: 4-8		50.0%	Game: 10-19		52.6%	Rebounds						
FT % 1st Half: 3-5		60.0%	2nd half: 16-18		88.9%	Game: 19-23		82.6%	1						

rv UT Arlington 78 • 7-3

#	Player	Total		3-Ptr		Rebounds			PF	TP	A	TO	Blk	Stl	Min
		FG-FGA	FG-FGA	FT-FTA	FT-FTA	Off	Def	Tot							
25	Hervey, Kevin	f	8-18	4-6	5-9	4	6	10	2	25	3	6	1	1	34
13	Hamilton, Johnny	c	4-6	0-0	2-2	2	4	6	2	10	1	0	0	0	17
01	Neal, Erick	g	4-11	4-10	3-4	0	2	2	3	15	5	1	0	4	25
03	Hawkins, Nathan	g	4-8	1-3	1-1	1	0	1	3	10	3	2	0	2	35
05	Wilson, Kaelon	g	4-7	2-3	0-0	1	1	2	1	10	0	6	0	0	34
02	Bryant, DJ		0-0	0-0	0-0	0	0	0	1	0	2	2	0	1	15
04	Turner, Davion		1-3	0-2	0-0	1	1	2	1	2	0	1	1	0	13
20	Harris, Julian		2-3	0-0	2-3	0	1	1	4	6	0	1	0	0	14
22	Kabadyundi, Link		0-0	0-0	0-0	0	2	2	1	0	0	1	0	0	7
23	Clarke, Mairega		0-1	0-1	0-0	0	0	0	0	0	0	0	0	0	6
Team						2	0	2							
Totals			27-57	11-25	13-19	11	17	28	18	78	14	21	2	8	200
FG % 1st Half: 12-28		42.9%	2nd half: 15-29		51.7%	Game: 27-57		47.4%	Deadball						
3FG % 1st Half: 5-12		41.7%	2nd half: 6-13		46.2%	Game: 11-25		44.0%	Rebounds						
FT % 1st Half: 3-4		75.0%	2nd half: 10-15		66.7%	Game: 13-19		68.4%	2						

Officials: Brent Dugas, Coy Gammon, John Dillon
 Technical fouls: FGCU-GOODWIN, Brandon. rv UT Arlington-Hervey, Kevin;
 Hamilton, Johnny; Turner, Davion.
 Attendance: 2635

Score by periods	1st	2nd	Total
FGCU	37	48	85
rv UT Arlington	32	46	78

Last FG - FGCU 2nd-00:51, UTA 2nd-00:13.
 Largest lead - FGCU by 19 2nd-10:01, UTA by 7 1st-11:24.
 FGCU led for 28:02, UTA led for 08:21. Game was tied for 03:30.

Score tied - 3 times.
 Lead changed - 6 times.

One of the best road wins in program history; UTA entered the game with an RPI of 42 and a 21-game homecourt winning streak.

G10 vs. FAU

FAU 92 • 5-3

#	Player		Total		3-Ptr		Rebounds			PF	TP	A	TO	Blk	Stl	Min
			FG-FGA	FG-FGA	FT-FTA	Off	Def	Tot								
05	Pfister, William	f	0-2	0-0	0-0	3	1	4	5	0	1	1	0	0	16	
15	Ingram, Jaily	f	2-7	0-1	5-8	3	4	7	3	9	0	1	2	1	35	
33	Delph, Ronald	c	8-14	0-0	3-5	2	6	8	3	19	1	0	2	0	34	
03	Adger, Anthony	g	3-7	1-3	3-3	1	1	2	2	10	2	1	0	0	21	
14	Troutman, Gerdarius	g	4-10	3-6	3-3	0	3	3	3	14	0	1	0	2	32	
00	Hulsey, Payton		7-13	1-2	4-5	1	3	4	3	19	3	0	0	1	27	
01	Perry, Je'Quan		0-0	0-0	0-0	0	0	0	0	0	0	0	0	0	3	
02	Massey, Justin		5-10	4-9	7-9	0	0	0	1	21	1	2	0	0	29	
32	Smith, Amir		0-1	0-0	0-0	0	1	1	2	0	0	1	0	0	3	
Team						3	5	8								
Totals			29-64	9-21	25-33	13	24	37	20	92	8	7	4	4	200	
FG % 1st Half: 11-32			34.4%	2nd half: 18-32		56.3%	Game: 29-64		45.3%	Deadball						
3FG % 1st Half: 3-8			37.5%	2nd half: 6-13		46.2%	Game: 9-21		42.9%	Rebounds						
FT % 1st Half: 9-12			75.0%	2nd half: 16-21		76.2%	Game: 25-33		75.8%	3						



G13 @ FIU

FGCU 88 • 7-6

#	Player	Total		3-Ptr		Rebounds			PF	TP	A	TO	Blk	Stl	Min
		FG-FGA	FG-FGA	FT-FTA		Off	Def	Tot							
00	GOODWIN, Brandon	* 8-14	2-6	6-10	4	5	9	2	24	8	5	0	2	38	
05	JOHNSON, Zach	* 3-9	2-6	4-4	0	2	2	5	12	3	3	0	1	35	
11	TERRELL, Christian	* 5-14	5-11	3-4	0	7	7	4	18	1	4	1	0	32	
24	GILMORE, Michael	* 1-3	0-2	0-0	0	4	4	5	2	1	3	2	0	17	
32	SIMMONS, Antravious	* 4-5	0-0	4-7	3	5	8	4	12	3	2	0	0	25	
13	SCOTT Jr, RaySean	* 3-5	0-0	2-2	4	5	9	4	8	0	0	0	1	22	
15	DOYLE, Ricky	* 0-0	0-0	0-0	0	1	1	0	0	0	1	0	0	2	
21	ERNST, Brady	* 2-3	0-0	0-0	0	1	1	3	4	0	0	1	1	10	
31	MERCURIUS, Dinero	* 3-8	2-7	0-0	2	0	2	2	8	1	0	0	0	19	
Team					0	0	0								
Totals		29-61	11-32	19-27	13	30	43	29	88	17	19	4	5	200	
FG % 1st Half: 14-23 60.9%		2nd half: 15-38 39.5%		Game: 29-61 47.5%		Deadball Rebounds 6									
3FG % 1st Half: 6-12 50.0%		2nd half: 5-20 25.0%		Game: 11-32 34.4%											
FT % 1st Half: 9-10 90.0%		2nd half: 10-17 58.8%		Game: 19-27 70.4%											

FIU 91 • 6-6

#	Player	Total		3-Ptr		Rebounds			PF	TP	A	TO	Blk	Stl	Min
		FG-FGA	FG-FGA	FT-FTA	Off	Def	Tot								
03	JACOB, Trejon	*	13-19	7-11	5-11	0	2	2	3	38	0	4	0	2	34
04	BEARD JR., Brian	*	8-16	0-3	8-13	1	5	6	4	24	7	2	0	5	35
05	LOCKETT, Eric	*	2-7	1-1	6-6	2	3	5	1	11	4	1	0	2	38
10	HUSSEIN, Hassan	*	2-5	0-1	0-0	0	3	3	4	4	0	1	0	0	21
32	HARVEY, Jay	*	1-1	0-0	0-2	1	0	1	0	2	0	1	0	0	27
01	BANKS, Isiah		0-0	0-0	0-0	0	0	0	0	0	0	0	0	0	3
02	VEIRA, Cordell		0-1	0-1	1-2	0	0	0	3	1	1	0	0	0	5
23	WHITAKER, Ronald		0-0	0-0	0-0	0	0	0	1	0	0	1	0	0	5
31	DOUGLAS, Michael		0-2	0-0	7-10	0	4	4	1	7	0	0	1	0	20
34	OSAGHAE, Osasumwen		1-1	0-0	2-2	0	2	2	3	4	0	0	1	1	12
Team						3	2	5				1			
Totals			27-52	8-17	29-46	7	21	28	20	91	12	11	2	10	200
FG % 1st Half: 14-26 53.8%		2nd half: 13-26 50.0%		Game: 27-52 51.9%		Deadball									
3FG % 1st Half: 5-8 62.5%		2nd half: 3-9 33.3%		Game: 8-17 47.1%		Rebounds									
FT % 1st Half: 7-8 87.5%		2nd half: 22-38 57.9%		Game: 29-46 63.0%		5									

Officials: Rick Crawford, Kevin Mathis, Tommy Short
Technical fouls: FGCU-None. FIU-None.
Attendance: 509

Score by periods	1st	2nd	Total
FGCU	43	45	88
FIU	40	51	91

Points	In	Off	2nd	Fast	Bench
FGCU	34	10	12	15	20
FIU	26	23	7	14	12

Last FG - FGCU 2nd-00:05, FIU 2nd-01:14.
Largest lead - FGCU by 11 2nd-15:31, FIU by 9 2nd-06:39.
FGCU led for 16:37, FIU led for 20:09. Game was tied for 03:14.

Score tied - 8 times.
Lead changed - 7 times.

First time in Division-I program history (since 2007-08) FGCU lost when having at least a +15 advantage on the glass (43-28).

G15 @ rv RHODE ISLAND

FGCU 60 • 7-8

#	Player	Total			3-Ptr			Rebounds			PF	TP	A	TO	Blk	Stl	Min
		FG-FGA	FG-FGA	FT-FTA	Off	Def	Total										
32	SIMMONS, Antravious	f	6-10	0-0	2-3	1	1	2	0	14	0	2	1	0	0	20	
00	GOODWIN, Brandon	g	3-9	0-2	4-5	1	1	3	4	2	10	2	1	0	0	33	
05	JOHNSON, Zach	g	3-9	0-2	0-0	1	1	2	3	6	1	1	1	0	1	31	
13	SCOTT Jr, RaySean	g	4-5	1-2	1-1	1	2	3	4	10	0	1	1	0	0	23	
23	CARLYLE, Christian	g	0-2	0-0	0-0	1	1	2	0	0	1	1	1	0	1	10	
03	ROGERS, Darnell	g	0-1	0-0	0-0	0	1	1	1	0	0	1	1	0	0	7	
11	TERRELL, Christian	g	3-5	1-1	0-0	0	4	4	0	7	1	4	0	1	1	24	
15	DOYLE, Ricky	g	3-4	0-0	3-3	0	2	2	0	9	1	0	0	0	0	18	
21	ERNST, Brady	g	1-1	0-0	0-0	0	1	1	2	2	0	0	0	0	0	8	
24	GILMORE, Michael	g	1-3	0-0	0-0	2	3	5	4	2	1	2	0	0	0	10	
31	MERCURIUS, Dinero	g	0-3	0-2	0-0	1	2	3	1	0	2	0	0	0	0	16	
Team						0	0	0									
Totals			24-52	2-9	10-12	8	21	29	17	60	9	13	0	3	3	200	
FG % 1st Half: 12-21 57.1%		2nd half: 12-31 38.7%		Game: 24-52 46.2%		Deadball Rebounds 1											
3FG % 1st Half: 2-4 50.0%		2nd half: 0-5 0.0%		Game: 2-9 22.2%													
FT % 1st Half: 6-8 75.0%		2nd half: 4-4 100.0%		Game: 10-12 83.3%													

rv Rhode Island 80 • 8-3

#	Player	Total		3-Ptr		Rebounds			PF	TP	A	TO	Blk	Stl	Min
		FG-FGA	FG-FGA	FT-FTA	Off	Def	Tot								
34	BERRY, Andre	f	5-9	0-0	0-0	1	0	1	2	10	1	0	2	0	25
00	MATTHEWS, E.C.	g	5-9	3-6	7-8	2	4	6	0	20	1	1	0	2	28
11	DOWTIN, Jeff	g	3-5	2-3	3-4	0	3	3	3	11	6	1	1	0	29
13	ROBINSON, Stanford	g	6-11	2-5	0-0	2	5	7	3	14	1	1	0	1	24
32	TERRELL, Jared	g	5-10	2-7	6-6	0	4	4	1	18	6	1	0	0	32
01	GARRETT, Jarvis		1-2	1-2	0-0	0	1	1	2	3	2	1	0	1	17
02	RUSSELL, Fatts		1-3	0-2	0-0	0	2	2	0	2	0	0	0	1	14
04	LEVITON, Will		0-0	0-0	0-0	0	0	0	0	0	0	0	0	0	1
05	PRESTON, Ryan		0-0	0-0	0-0	0	0	0	1	0	0	0	0	0	2
10	LANGEVINE, Cyril		1-3	0-0	0-3	2	1	3	4	2	0	0	1	0	13
15	DADIKA, Eric		0-1	0-0	0-0	0	0	0	0	0	0	0	0	1	2
21	LAYSARD, Mike		0-1	0-0	0-0	0	1	1	0	0	0	0	0	0	2
45	AKELE, Nicola		0-2	0-1	0-0	0	0	0	1	0	0	0	0	0	11
Team						3	0	3							
Totals			27-56	10-26	16-21	10	21	31	17	80	17	5	4	6	200
FG % 1st Half: 13-31 41.9%		2nd half: 14-25 56.0%		Game: 27-56 48.2%		Deadball Rebounds 3									
3FG % 1st Half: 6-17 35.3%		2nd half: 4-9 44.4%		Game: 10-26 38.5%											
FT % 1st Half: 6-10 60.0%		2nd half: 10-11 90.9%		Game: 16-21 76.2%											

Officials: Michael Stephens, John Gaffney, Evan Burroughs
Technical fouls: FGCU-None. rv Rhode Island-None.
Attendance: 5347

Score by periods	1st	2nd	Total
FGCU	32	28	60
rv Rhode Island	38	42	80

Points	In	Off	2nd	Fast	Bench
FGCU	36	5	11	0	20
URI	28	18	14	6	7

Last FG - FGCU 2nd-01:48, URI 2nd-00:38.
Largest lead - FGCU by 4 1st-03:15, URI by 23 2nd-02:12.
FGCU led for 03:50, URI led for 29:11. Game was tied for 06:58.

Score tied - 8 times.
Lead changed - 7 times.

G14 @ #11 WICHITA STATE

FGCU 65 • 7-7

#	Player		Total			3-Ptr			Rebounds			PF	TP	A	TO	Blk	Stl	Min
			FG	FGA	FG%	FT	FTA	FT%	Off	Def	Tot							
24	GILMORE, Michael	f	1-7	1-4	0-0	3	4	7	4	3	0	2	2	2	1	18		
32	SIMMONS, Antravious	r	0-1	0-0	0-0	2	3	5	2	0	1	0	0	1	1	19		
00	GOODWIN, Brandon	g	9-21	1-6	1-2	3	5	8	2	20	3	3	0	1	1	38		
05	JOHNSON, Zach	g	6-17	5-7	2-4	1	3	4	1	19	2	2	0	1	1	37		
11	TERRELL, Christian	g	2-4	1-2	0-0	0	1	1	3	5	1	2	0	0	1	18		
13	SCOTT Jr, RaySean		2-4	0-1	2-2	2	1	3	4	6	1	3	2	0	1	14		
15	DOYLE, Ricky		2-4	0-0	1-2	1	3	4	2	5	1	1	2	1	19			
21	ERNST, Brady		1-1	0-0	0-0	0	2	2	0	2	0	0	0	0	11			
23	CARLYLE, Christian		2-6	1-1	0-0	1	1	2	5	5	0	2	0	1	16			
31	MERCURIUS, Dinero		0-3	0-1	0-0	0	1	1	0	0	1	0	0	1	10			
	Team					1	1	2										
	Totals		25-68	9-22	6-10	14	25	39	23	65	10	15	6	8	200			
	FG % 1st Half:	12-33	36.4%	2nd half:	13-35	37.1%	Game:	25-68	36.8%							Deadball		
	FT % 1st Half:	7-14	50.0%	2nd half:	2-8	25.0%	Game:	9-22	40.9%							Rebounds		
	FT % 1st Half:	2-3	66.7%	2nd half:	4-7	57.1%	Game:	6-10	60.0%									



G17 vs. FLORIDA TECH

Florida Tech 54 • 6-7

#	Player	Total		3-Ptr		Rebounds			PF	TP	A	TO	Blk	Stl	Min
		FG-FGA	FG-FGA	FT-FTA	FT-FTA	Off	Def	Tot							
00	DANIEL, Sam	f	3-17	1-7	0-0	4	2	6	2	7	0	2	0	2	25
03	MILLIGAN, Michael	f	3-8	1-5	0-0	2	5	7	3	7	0	0	1	3	37
14	COIL, Richard	c	8-11	4-6	1-3	5	7	12	4	21	0	1	1	1	31
15	VALSSON, Valur	g	0-7	0-5	2-2	1	5	6	2	2	6	7	0	0	35
20	MAJORS, Jordan	g	0-0	0-0	0-0	0	1	1	1	0	0	2	0	0	4
05	WRIGHT, Darius		1-4	0-3	2-2	0	1	1	0	4	1	0	0	1	9
13	ANDERSON, Patrick		2-12	0-4	5-6	5	1	6	2	9	4	0	0	0	32
21	PAPAI, Mate		1-1	0-0	0-0	0	1	1	1	2	1	1	0	0	9
35	PEFANIS, Antonis		0-1	0-1	2-2	0	1	1	2	2	1	2	0	0	18
Team						0	1	1							
Totals			18-61	6-31	12-15	17	25	42	17	54	13	15	2	7	200

FG % 1st Half: 8-29 27.6% 2nd half: 10-32 31.3% Game: 18-61 29.5% Deadball Rebounds 2
 3FG % 1st Half: 2-15 13.3% 2nd half: 4-16 25.0% Game: 6-31 19.4%
 FT % 1st Half: 5-6 83.3% 2nd half: 7-9 77.8% Game: 12-15 80.0%

FGCU 62 • 9-8

#	Player	Total		3-Ptr		Rebounds			PF	TP	A	TO	Blk	Stl	Min
		FG-FGA	FG-FGA	FT-FTA	FT-FTA	Off	Def	Tot							
24	GILMORE, Michael	f	2-5	0-1	0-0	2	3	5	2	4	0	2	0	0	13
32	SIMMONS, Antravious	f	1-3	0-0	2-4	1	2	3	4	4	0	1	0	0	16
00	GOODWIN, Brandon	g	5-10	0-4	3-5	0	6	6	2	13	11	4	0	0	38
05	JOHNSON, Zach	g	3-8	0-4	0-0	0	4	4	3	6	4	2	1	2	32
23	CARLYLE, Christian	g	1-3	0-0	0-0	0	0	0	2	2	0	0	0	1	15
03	ROGERS, Darnell		0-0	0-0	0-0	0	0	0	1	0	1	0	0	0	3
11	TERRELL, Christian		4-9	1-4	1-1	2	3	5	0	10	2	2	0	1	28
15	DOYLE, Ricky		3-4	0-0	0-0	0	3	3	3	6	0	1	1	0	15
21	ERNST, Brady		1-1	0-0	0-2	0	2	2	0	2	0	0	1	0	11
31	MERCURIUS, Dinero		5-12	3-8	2-2	0	3	3	0	15	0	0	0	1	29
Team						1	1	2							
Totals			25-55	4-21	8-14	6	27	33	17	62	18	12	3	5	200

FG % 1st Half: 13-27 48.1% 2nd half: 12-28 42.9% Game: 25-55 45.5% Deadball Rebounds 5
 3FG % 1st Half: 1-7 14.3% 2nd half: 3-14 21.4% Game: 4-21 19.0%
 FT % 1st Half: 5-9 55.6% 2nd half: 3-5 60.0% Game: 8-14 57.1%

Officials: Landon Brandes, Josue Nieves, Shane Land
 Technical fouls: Florida Tech-DANIEL, Sam. FGCU-None.
 Attendance: 2904

Score by periods	1st	2nd	Total
Florida Tech	23	31	54
FGCU	32	30	62

	In	Off	2nd	Fast	Bench
Points	Paint	T/O	Chance	Break	
FGCU	20	15	16	0	17
	38	16	4	10	33

Last FG - FITM 2nd-02:43, FGCU 2nd-00:52.
 Largest lead - FITM by 2 1st-14:58, FGCU by 13 07:47.
 FITM led for 00:57. FGCU led for 33:09. Game was tied for 05:54.

Score tied - 4 times.
 Lead changed - 4 times.

G19 vs. USC UPSTATE

USC Upstate 58 • 5-14, 0-2 ASUN

#	Player	Total		3-Ptr		Rebounds			PF	TP	A	TO	Blk	Stl	Min
		FG-FGA	FG-FGA	FT-FTA	FT-FTA	Off	Def	Tot							
00	MOORE, Malik	f	4-8	1-2	1-1	3	2	5	4	10	2	5	0	1	23
04	THOMPSON, Ramel	f	0-6	0-3	1-4	1	7	8	2	1	0	1	2	0	25
05	DIGGS, Avery	c	5-7	0-0	2-2	1	5	6	4	12	1	2	1	0	26
01	CUNNINGHAM, Mike	g	3-14	2-9	0-0	2	2	4	1	8	2	1	0	1	31
03	SPAN, Jure	g	4-11	3-7	0-0	0	3	3	2	11	5	1	0	2	32
11	HOLMES, Deion		2-6	0-3	0-0	1	0	1	1	4	0	1	0	1	19
13	SMITH, Carson		2-8	0-3	0-1	1	1	2	1	4	0	0	0	0	29
15	WELCH, Pat		0-1	0-1	0-0	0	0	0	0	0	0	0	0	0	3
23	BOOKER, Thomas		2-5	2-3	2-2	0	0	0	0	8	0	1	0	1	12
Team						3	3	6							
Totals			22-66	8-31	6-10	12	23	35	15	58	10	12	3	6	200

FG % 1st Half: 6-31 19.4% 2nd half: 16-35 45.7% Game: 22-66 33.3% Deadball Rebounds 1
 3FG % 1st Half: 3-13 23.1% 2nd half: 5-18 27.8% Game: 8-31 25.8%
 FT % 1st Half: 2-4 50.0% 2nd half: 4-6 66.7% Game: 6-10 60.0%

FGCU 75 • 11-8, 2-0 ASUN

#	Player	Total		3-Ptr		Rebounds			PF	TP	A	TO	Blk	Stl	Min
		FG-FGA	FG-FGA	FT-FTA	FT-FTA	Off	Def	Tot							
15	DOYLE, Ricky	f	4-8	0-0	3-4	1	4	5	2	11	2	1	1	1	20
00	GOODWIN, Brandon	g	3-7	0-1	1-2	0	9	9	0	7	3	0	0	0	28
05	JOHNSON, Zach	g	8-11	1-2	0-0	0	2	2	0	17	6	3	0	1	29
11	TERRELL, Christian	g	4-8	1-4	0-0	1	6	7	1	9	4	0	0	0	26
31	MERCURIUS, Dinero	g	5-10	3-7	0-0	1	1	2	2	13	0	0	0	0	19
02	KO, Joshua		0-2	0-1	0-0	0	0	0	0	0	0	0	0	0	4
03	ROGERS, Darnell		0-2	0-1	0-0	1	0	1	0	0	0	0	0	0	5
13	SCOTT Jr, RaySean		3-6	1-1	0-4	1	5	6	1	7	0	1	0	0	18
20	McADOO, Ryan		0-1	0-1	0-0	0	0	0	0	0	0	0	0	0	3
21	ERNST, Brady		0-1	0-0	0-0	0	2	2	3	0	2	0	0	0	7
23	CARLYLE, Christian		0-0	0-0	0-0	1	0	1	1	0	0	2	0	3	16
24	GILMORE, Michael		3-5	0-0	1-2	1	1	2	1	7	0	1	0	0	12
30	THOMAS, Brian		2-4	0-0	0-0	3	3	6	1	4	0	1	0	0	10
33	MAHONEY, Dolan		0-0	0-0	0-0	0	0	0	1	0	0	1	0	0	3
Team						2	2	4							
Totals			32-65	6-18	5-12	12	35	47	13	75	17	11	1	5	200

FG % 1st Half: 14-28 50.0% 2nd half: 18-37 48.6% Game: 32-65 49.2% Deadball Rebounds 5
 3FG % 1st Half: 6-11 54.5% 2nd half: 0-7 0.0% Game: 6-18 33.3%
 FT % 1st Half: 4-10 40.0% 2nd half: 1-2 50.0% Game: 5-12 41.7%

Officials: K.B. Burdett Jr. (R), Jon Broska, Eric Mims
 Technical fouls: USC Upstate-None. FGCU-None.
 Attendance: 3663

Score by periods	1st	2nd	Total
USC Upstate	17	41	58
FGCU	38	37	75

	In	Off	2nd	Fast	Bench
Points	Paint	T/O	Chance	Break	
FGCU	22	11	14	9	16
	40	13	6	20	18

Last FG - UPST 2nd-00:07, FGCU 2nd-02:18.
 Largest lead - UPST by 3 1st-16:53, FGCU by 29 2nd-04:52.
 UPST led for 03:41. FGCU led for 34:08. Game was tied for 02:11.

Score tied - 1 time.
 Lead changed - 2 times.

G18 vs. STETSON

Stetson 52 • 8-9, 0-1 ASUN

#	Player	Total		3-Ptr		Rebounds			PF	TP	A	TO	Blk	Stl	Min
		FG-FGA	FG-FGA	FT-FTA	FT-FTA	Off	Def	Tot							
14	DENNIS, Larry	f	0-2	0-0	1-2	1	1	2	1	1	0	2	0	0	16
03	GLASFORD, B.J.	g	3-10	2-5	0-0	1	0	1	1	8	0	3	0	3	23
04	MYLES, Divine	g	6-13	1-5	2-2	0	5	5	1	15	7	3	0	2	35
05	RIVERA, Angel	g	0-4	0-2	0-0	0	1	1	2	0	2	2	0	0	18
33	DOYLE, Luke	g	4-6	3-4	0-0	1	1	2	0	11	0	0	0	0	22
00	JONES, Christiaan		1-4	1-4	0-0	0	0	0	3	1	0	0	0	0	19
01	MATTHEWS, Keith		1-2	0-1	1-1	0	1	1	2	3	0	1	0	0	11
02	McKEYTHON, Raine		0-4	0-1	0-0	0	1	1	0	0	0	0	0	0	3
10	ANINYE, Kenny		0-2	0-2	0-0	0	0	0	3	0	0	0	0	1	18
23	IYIOLA, Abayomi		4-8	0-1	3-4	2	3	5	3	11	0	0	0	0	17
32	WEBB, Adam		0-0	0-0	0-0	0	0	0	1	0	0	0	0	0	4
35	GOODMAN, Leo		0-5	0-3	0-0	1	0	1	0	0	0	0	0	0	14
Team						2	0	2							
Totals			19-60	7-28	7-9	8	13	21	14	52	10	12	0	6	200

FG % 1st Half: 9-32 28.1% 2nd half: 10-28 35.7% Game: 19-60 31.7% Deadball Rebounds 1
 3FG % 1st Half: 3-14 21.4% 2nd half: 4-14 28.6% Game: 7-28 25.0%
 FT % 1st Half: 2-2 100.0% 2nd half: 5-7 71.4% Game: 7-9 77.8%

FGCU 90 • 10-8, 1-0 ASUN

#	Player	Total		3-Ptr		Rebounds			PF	TP	A	TO	Blk	Stl	Min
		FG	FGA	FG	FGA	FT	FTA	Off							
15	DOYLE, Ricky	f	1-1	0-0	2-2	0	3	3	3	4	0	1	1	0	11
31	MERCURIUS, Dinero	f	4-6	3-5	2-3	0	0	0	3	13	0	4	0	0	23
0	GOODWIN, Brandon	g	6-8	1-2	5-6	1	6	7	2	18	4	4	0	0	23
05	JOHNSON, Zach	g	7-11	5-7	0-0	0	4	4	1	19	3	3	0	2	23
11	TERRELL, Christian	g	4-6	1-3	0-0	0	1	4	0	9	6	2	0	0	21
02	KO, Joshua		0-1	0-1	0-0	0	1	1	0	0	0	2	0	0	3
03	ROGERS, Darnell		0-2	0-2	0-0	0	0	0	0	0	0	0	0	0	9
13	SCOTT Jr, RaySean		2-3	0-1	0-0	1	4	5	1	4	1	4	0	1	13
20	McADOO, Ryan		0-1	0-0	0-0	0	0	0	0	0	0	0	0	0	3
21	ERNST, Brady		0-1	0-0	2-2	0	1	1	1	2	0	1	0	0	12
23	CARLYLE, Christian		3-4	2-2	2-2	0	3	3	1	10	3	0	0	0	22
24	GILMORE, Michael		1-3	0-1	5-5	2	1	3	1	7	1	1	0	1	13
30	THOMAS, Brian		2-3	0-0	0-0	3	5	8	2	4	0	3	1	1	17
33	MAHONEY, Dolan		0-0	0-0	0-0	0	0	0	0	0	0	3	1	0	3
	Team					0	2	2							
	Totals		30-50	12-24	18-20	8	34	42	15	90	18	4	3	7	200



G21 @ LIPSCOMB

FGCU 88 • 13-8, 4-0 ASUN

#	Player		Total		3-Ptr	Rebounds			PF	TP	A	TO	Blk	Stl	Min	
			FG-FGA	FG-FGA		FT-FTA	Off	Def								Tot
15	DOYLE, Ricky	f	0-2	0-0	4-5	0	3	3	4	4	0	1	1	0	20	
24	GILMORE, Michael	f	3-5	3-4	1-2	0	6	6	2	10	2	1	1	1	27	
00	GOODWIN, Brandon	g	8-15	0-3	6-9	1	5	6	2	22	9	3	0	3	35	
05	JOHNSON, Zach	g	5-8	2-5	2-2	0	3	3	3	14	1	3	0	2	29	
31	MERCURIUS, Dinero	g	3-4	2-3	4-4	0	0	0	2	12	1	1	0	0	22	
11	TERRELL, Christian		2-7	1-4	3-4	0	2	2	1	8	3	2	1	0	26	
21	ERNST, Brady		1-1	0-0	0-0	0	0	0	2	2	1	1	0	0	5	
23	CARLYLE, Christian		2-2	1-1	0-0	2	2	4	1	5	0	3	0	0	18	
30	THOMAS, Brian		0-0	0-0	0-0	0	0	0	1	0	0	0	0	0	2	
32	SIMMONS, Antravious		5-9	0-0	1-3	2	5	7	3	11	0	1	0	0	16	
Team						1	2	3								
Totals				29-53	9-20	21-29	6	28	34	21	88	17	17	3	6	200

FG % 1st Half: 16-24 66.7% 2nd half: 13-29 44.8% Game: 29-53 45.9% Deadball Rebounds 5,2
3FG % 1st Half: 5-9 55.6% 2nd half: 4-11 36.4% Game: 9-20 45.0%
FT % 1st Half: 3-5 60.0% 2nd half: 18-24 75.0% Game: 21-29 72.4%

Lipscomb 83 • 11-8, 1-3 ASUN

#	Player		Total		3-Ptr	Rebounds			PF	TP	A	TO	Blk	Stl	Min	
			FG-FA	FG-FGA	FT-FA	Off	Def	Tot								
00	MARBERRY,Rob	f	7-11	0-0	1-2	1	2	3	2	15	5	0	0	0	34	
22	PEPPER,Eli	f	1-5	1-3	2-4	2	3	5	2	5	0	1	0	1	23	
03	BUCKLAND,Michael	g	2-5	2-4	2-2	0	4	4	4	8	2	5	0	1	28	
00	COOPER,Kenny	g	6-12	1-3	2-2	2	2	4	4	15	3	4	0	5	28	
24	MATHEWS,Garrison	g	4-13	4-8	3-6	1	6	7	4	15	3	1	0	0	33	
01	JONES, Greg		2-3	0-1	0-0	0	2	2	2	4	1	0	0	0	9	
12	ROSE, Matt		4-6	2-4	5-7	0	1	1	1	15	2	1	0	0	17	
15	FLEMING, Andrew		1-3	1-1	0-0	1	0	1	2	3	0	0	0	0	11	
23	KORN,Aaron		0-2	0-0	0-0	1	1	2	3	0	0	0	0	0	12	
55	BRAMMEIER,George		1-1	0-0	1-2	1	0	1	2	3	0	1	0	0	5	
Team						0	0	0								
Totals				28-61	11-26	16-27	9	21	30	26	83	16	14	0	7	200

FG % 1st Half: 15-27 55.6% 2nd half: 13-34 38.2% Game: 28-61 45.9% Deadball Rebounds 5
3FG % 1st Half: 6-6 100.0% 2nd half: 5-20 25.0% Game: 11-26 42.3%
FT % 1st Half: 12-15 80.0% 2nd half: 4-12 33.3% Game: 16-27 59.3%

Officials: Tim Gattis, Bart Lenox, John Hampton
Technical fouls: FGCU-GOODWIN, Brandon. Lipscomb-None.
Attendance: 1147

Score by periods	1st	2nd	Total
FGCU	40	48	88
Lipscomb	48	35	83

	In	Off	2nd	Fast	
Points	Paint	T/O	Chance	Break	Bench
FGCU	34	19	2	9	26
LIP	32	19	13	9	25

Last FG - FGCU 2nd-01:29, LIP 2nd-00:10.
Largest lead - FGCU by 11 2nd-03:05, LIP by 18 2nd-13:31.
FGCU led for 19:49. LIP led for 15:58. Game was tied for 04:13.
Score tied - 7 times.
Lead changed - 6 times.

G23 @ NORTH FLORIDA

FGCU 96 • 15-8 | 6-0 ASUN

#	Player	Total		3-Ptr	Rebounds			PF	TP	A	TO	Blk	Stl	Min	
		FG-FA	FG-FGA		FT-FTA	Off	Def								Tot
24	GILMORE, Michael	f	5-7	0-0	4-6	3	8	11	4	14	0	3	1	0	18
32	SIMMONS, Antravious	f	4-10	0-0	1-2	4	6	10	1	9	2	2	0	1	24
05	JOHNSON, Zach	g	7-16	0-2	5-5	0	5	5	1	19	5	3	0	2	38
11	TERRELL, Christian	g	1-5	0-2	2-2	0	3	3	2	4	6	7	0	1	35
31	MERCURIUS, Dinero	g	5-7	4-5	2-2	1	2	3	2	16	0	0	0	0	27
03	ROGERS, Darnell	g	0-0	0-0	0-0	0	0	0	0	0	1	0	0	1	2
21	ERNST, Brady	g	5-6	0-0	0-0	3	4	7	0	10	3	1	1	0	20
23	CARLYLE, Christian	g	6-10	0-1	5-5	0	1	1	4	17	2	2	0	0	26
30	THOMAS, Brian	g	3-4	0-0	1-2	1	3	4	1	7	0	0	1	0	10
Team						1	1	2							
Totals			36-65	4-10	20-24	13	33	46	15	96	18	19	3	8	200

FG % 1st Half: 24-40 60.0% 2nd half: 12-25 48.0% Game: 36-65 55.4% Deadball Rebounds 3
3FG % 1st Half: 3-7 42.9% 2nd half: 1-3 33.3% Game: 4-10 40.0%
FT % 1st Half: 2-4 50.0% 2nd half: 18-20 90.0% Game: 20-24 83.3%

North Florida 87 • 9-14 | 3-3 ASUN

#	Player		Total		3-Ptr	Rebounds			PF	TP	A	TO	Blk	Stl	Min
			FG-FGA	FG-FGA	FT-FTA	Off	Def	Tot							
00	HORCHLER, Noah	f	4-11	1-4	1-2	4	7	11	3	10	0	1	4	3	32
22	DAY, Trip	f	4-10	1-3	4-5	3	0	3	3	13	1	1	1	1	20
03	ESCOBAR, JT	g	10-17	6-12	2-2	0	1	1	5	28	1	1	0	0	36
11	SAMS, Garrett	g	7-15	4-10	2-2	3	2	5	2	20	2	4	0	0	34
21	GANDIA-ROSA, Ivan	g	2-10	2-10	2-2	0	4	4	1	8	10	4	0	2	36
01	LAMBRIGHT, Emmanuel	g	0-2	0-2	0-0	0	1	1	1	0	0	0	0	2	9
10	BLOUNT, Osborn	g	3-7	2-5	0-0	0	1	1	4	8	2	0	0	0	26
12	BURKHARDT, Ryan	g	0-1	0-1	0-0	0	1	1	0	0	0	1	0	0	7
Team						1	0	1							
Totals			30-73	16-47	11-13	11	17	28	19	87	16	12	5	14	200

FG % 1st Half: 14-38 36.8% 2nd half: 16-35 45.7% Game: 30-73 41.1% Deadball Rebounds 1
3FG % 1st Half: 8-25 32.0% 2nd half: 1-3 33.3% Game: 16-47 34.0%
FT % 1st Half: 5-6 83.3% 2nd half: 6-7 85.7% Game: 11-13 84.6%

Officials: Chuck Jones | Vladimir Voyard-Tadai | Marc Ellard
Technical fouls: FGCU-GILMORE, Michael. North Florida-ESCOBAR, JT.
Attendance: 2248

Score by periods	1st	2nd	Total
FGCU	53	43	96
North Florida	41	46	87

Points	In Paint	Off T/O	2nd Chance	Fast Break	Bench
FGCU	56	18	13	8	34

Last FG - FGCU 2nd-01:56, UNF 2nd-00:57.
Largest lead - FGCU by 14 2nd-19:31, UNF by 2 1st-17:26.
FGCU led for 36:38. UNF led for 00:41. Game was tied for 02:41.
Score tied - 3 times.
Lead changed - 2 times.

FGCU won on the road without Brandon Goodwin (coach's decision), Ricky Doyle (coach's decision) and RaySean Scott Jr. (concussion protocol).

G22 @ KENNESAW STATE

FGCU 66 • 14-8, 5-0 ASUN

#	Player		Total		3-Ptr	Rebounds			PF	TP	A	TO	Blk	Stl	Min	
			FG-FGA	FG-FGA		FT-FTA	Off	Def								Tot
15	DOYLE, Ricky	f	2-3	0-0	0-2	1	5	6	0	4	0	2	2	0	15	
24	GILMORE, Michael	f	1-4	0-1	0-0	1	4	5	2	1	2	0	0	0	13	
00	GOODWIN, Brandon	g	7-14	1-4	3-6	1	2	3	1	18	2	2	0	1	35	
05	JOHNSON, Zach	g	6-13	0-4	5-7	1	5	6	2	17	4	1	0	4	34	
31	MERCURIUS, Dinero	g	1-3	1-2	0-0	1	0	1	2	3	1	1	0	0	18	
11	TERRELL, Christian		1-3	0-2	2-2	1	2	3	2	4	4	2	0	0	24	
20	McADOO, Ryan		0-0	0-0	0-0	0	0	0	0	0	0	0	0	0	1	
21	ERNST, Brady		0-0	0-0	0-0	1	1	2	1	0	0	2	1	0	6	
23	CARLYLE, Christian		0-1	0-0	0-0	0	1	1	2	0	0	2	0	0	14	
30	THOMAS, Brian		2-3	0-0	5-6	3	5	8	3	9	0	1	1	0	16	
32	SIMMONS, Antravious		4-7	0-0	1-2	0	5	5	3	9	1	2	0	0	24	
Team						1	0	1								
Totals				24-51	2-13	16-25	11	30	41	21	66	13	17	4	5	200

FG % 1st Half: 13-30 43.3% 2nd half: 11-21 52.4% Game: 24-51 47.1% Deadball Rebounds 3,1
3FG % 1st Half: 2-8 25.0% 2nd half: 0-5 0.0% Game: 2-13 15.4%
FT % 1st Half: 4-5 80.0% 2nd half: 12-20 60.0% Game: 16-25 64.0%

Kennesaw State 49 • 5-15, 1-4 ASUN

#	Player		Total		3-Ptr		Rebounds			PF	TP	A	TO	Blk	Stl	Min
			FG-FGA	FG-FGA	FT-FTA	Off	Def	Tot								
02	JONES, Jordan	f	1-6	0-0	2-2	0	4	4	3	4	1	2	3	3	34	
05	MBUYAMBA, Isaac	f	3-8	0-0	1-6	4	1	5	5	7	0	1	2	0	24	
03	SCOTT, James	g	2-9	1-3	2-2	0	0	0	4	7	2	4	0	1	24	
04	HOOKER, Tyler	g	5-13	1-5	0-0	0	3	3	5	11	0	3	0	1	24	
21	MASTERS, Nick	g	3-8	1-2	4-4	1	2	3	1	11	2	0	0	1	31	
01	WILSON, Anthony	g	1-2	0-0	2-4	1	3	4	1	4	1	1	0	3	26	
11	CLARKE, Kyle	g	0-3	0-1	1-4	1	2	3	1	1	0	1	1	0	17	
24	LOCKLEY, Bryson	g	1-1	0-0	2-4	0	3	3	5	4	0	4	1	0	20	
Team						2	2	4								
Totals			16-50	3-11	14-26	9	20	29	25	49	6	16	7	9	200	



G25 vs. NORTH FLORIDA

North Florida 70 • 10-15, 4-4 ASUN

#	Player		Total		3-Ptr		Rebounds			PF	TP	A	TO	Blk	Stl	Min
			FG-FGA	FG-FGA	FT-FTA	Off	Def	Tot								
00	HORCHLER, Noah	f	7-13	0-4	2-2	2	8	10	1	16	2	2	0	0	29	
02	AMINU, Wajid	r	3-7	1-2	0-2	0	0	0	4	7	3	2	0	1	22	
03	ESCOBAR, JT	g	2-7	1-5	1-1	0	0	0	2	6	0	1	0	1	21	
11	SAMS, Garrett	g	3-4	2-3	0-1	0	5	5	0	8	1	3	0	2	30	
21	GANDIA-ROSA, Ivan	g	4-10	3-5	0-0	0	2	2	1	11	7	1	0	0	29	
31	LAMBRIGHT, Emmanuel	g	0-0	0-0	0-0	0	0	0	0	0	0	1	0	0	5	
10	BLOUNT, Osborn	g	4-8	3-5	0-0	0	1	1	0	11	2	1	0	0	19	
12	BURKHARDT, Ryan	g	0-1	0-0	0-0	0	0	0	0	0	0	0	0	0	13	
20	COFFEY II, Brian	g	0-1	0-1	0-0	0	1	1	1	0	0	0	0	0	5	
22	DAY, Trip	g	5-10	1-4	0-0	0	2	2	4	11	2	2	0	0	25	
50	HAID, Benedikt	g	0-1	0-1	0-0	0	0	0	0	0	0	0	0	0	2	
Team						0	1	1								
Totals				28-62	11-30	3-6	2	20	22	13	70	17	13	0	4	200

FG % 1st Half: 11-31 35.5% 2nd half: 17-31 54.8% Game: 28-62 45.2%
 3FG % 1st Half: 5-18 27.8% 2nd half: 6-12 50.0% Game: 11-30 36.7%
 FT % 1st Half: 1-3 33.3% 2nd half: 2-3 66.7% Game: 3-6 50.0%

Deadball
Rebounds
1

FGCU 103 • 17-8, 8-0 ASUN

#	Player		Total		3-Ptr		Rebounds			PF	TP	A	TO	Blk	Stl	Min
			FG-FGA	FG-FGA	FT-FTA	Off	Def	Tot								
21	ERNST, Brady	f	2-2	0-0	0-0	2	0	2	2	4	0	3	0	1	16	
24	GILMORE, Michael	f	5-7	2-3	2-3	1	11	12	2	14	3	1	2	1	26	
00	GOODWIN, Brandon	g	4-11	0-2	5-5	1	6	7	1	13	6	2	0	0	27	
05	JOHNSON, Zach	g	8-17	0-3	0-0	0	7	7	1	16	7	0	0	1	32	
31	MERCURIUS, Dinero	g	3-5	2-2	0-0	2	3	5	2	8	1	1	0	0	18	
02	KO, Joshua	g	1-1	1-1	0-0	0	2	2	0	3	0	0	0	0	2	
03	ROGERS, Darnell	g	0-0	0-0	0-0	0	0	0	0	0	1	0	0	0	2	
11	TERRELL, Christian	g	5-8	1-3	2-2	0	2	2	2	13	3	1	0	0	23	
13	SCOTT Jr, RaySean	g	6-9	0-0	0-0	2	0	2	1	12	1	0	0	1	10	
20	McADOO, Ryan	g	1-1	0-0	0-0	0	0	0	0	2	0	0	0	0	2	
23	CARLYLE, Christian	g	0-3	0-0	0-0	2	0	2	1	0	2	0	0	1	16	
30	THOMAS, Brian	g	3-5	0-0	2-2	1	1	2	0	8	0	0	0	1	13	
32	SIMMONS, Antravious	g	5-7	0-0	0-0	3	1	4	1	10	0	0	0	0	11	
33	MAHONEY, Dolan	g	0-0	0-0	0-0	0	0	0	0	0	0	0	0	0	2	
Team			0 1 1													
Totals			43-76	6-14	11-12	14	34	48	13	103	24	8	2	8	200	

FG % 1st Half: 22-37 59.5% 2nd half: 21-39 53.8% Game: 43-76 56.6%
 3FG % 1st Half: 3-5 60.0% 2nd half: 3-9 33.3% Game: 6-14 42.9%
 FT % 1st Half: 8-9 88.9% 2nd half: 3-3 100.0 Game: 11-12 91.7%

Deadball
Rebounds
0

Officials: Lee Cassell (R), Rusty Phillips, Arthur Vauk
 Technical fouls: North Florida-None. FGCU-None.
 Attendance: 4016
 FGCU Ranked #25 In Mid-Major Poll

Score by periods	1st	2nd	Total
North Florida	28	42	70
FGCU	55	48	103

Points	In	Off	2nd	Fast	Bench
UNF	Paint	T/O	Chance	Break	
FGCU	30	7	3	5	22
	66	24	18	22	48

Last FG - UNF 2nd-02:14, FGCU 2nd-00:42.
 Largest lead - UNF by 3 1st-18:52, FGCU by 32 2nd-00:42.
 UNF led for 01:15. FGCU led for 37:16. Game was tied for 01:29.

Score tied - 1 time.
 Lead changed - 1 time.

Most points in the paint in program history against a Division-I opponent.

G27 @ NJIT

FGCU 75 • 19-8, 10-0 ASUN

#	Player		Total	3-Ptr		Rebounds									
			FG-FGA	FG-FGA	FT-FTA	Off	Def	Total	PF	TP	A	TO	Blk	Stl	Min
24	GILMORE, Michael	f	2-5	0-1	1-2	0	4	4	2	5	2	2	2	0	18
32	SIMMONS, Antravious	r	4-7	0-0	4-4	3	1	4	4	12	0	2	0	0	18
00	GOODWIN, Brandon	g	5-11	1-2	3-4	2	7	9	1	14	4	6	0	1	38
05	JOHNSON, Zach	g	6-9	3-4	0-0	0	3	3	1	15	3	3	0	0	34
31	MERCURIUS, Dinero	g	2-4	2-4	4-4	0	1	1	1	10	2	0	0	4	35
11	TERRELL, Christian		5-6	2-3	5-6	0	4	4	0	17	2	1	1	1	32
13	SCOTT Jr, RaySean		1-2	0-0	0-0	0	2	2	1	2	0	1	0	0	9
21	ERNST, Brady		0-1	0-0	0-0	0	0	0	5	0	0	2	0	0	10
30	THOMAS, Brian		0-0	0-0	0-0	0	0	0	2	0	0	1	0	0	6
Team						1	1	2							
Totals			25-45	8-14	17-20	6	23	29	17	75	13	18	3	6	200

FG % 1st Half: 15-28 53.6% 2nd half: 10-17 58.8% Game: 25-45 55.6%
 3FG % 1st Half: 5-11 45.5% 2nd half: 3-3 100.0 Game: 8-14 57.1%
 FT % 1st Half: 0-0 0.0% 2nd half: 17-20 85.0% Game: 17-20 85.0%

Deadball
Rebounds
2

NJIT 70 • 12-13, 5-5 ASUN

#	Player		Total		3-Ptr		Rebounds			PF	TP	A	TO	Blk	Stl	Min
			FG-FGA	FG-FGA	FT-FTA	Off	Def	Tot								
00	LEWIS, Abdul	f	7-11	4-4	5-9	1	8	9	3	23	2	3	0	0		35
12	TARKE, Anthony	r	8-20	1-8	4-5	3	2	5	2	21	3	1	0	0		38
11	GIBBS, Shyquan	g	2-2	1-1	0-0	0	2	2	2	5	3	2	0	0		26
14	WALSH, Reilly	g	1-5	0-4	0-0	1	1	2	2	2	2	1	0	0		22
15	WILSON, Diandre	g	1-3	0-1	2-5	0	1	1	3	4	0	2	0	1	20	
04	COOKS, Zach		4-8	1-2	0-0	1	0	1	0	9	2	2	0	4	26	
23	JONES, Shawndale		0-3	0-2	0-0	0	0	0	1	0	2	0	0	0	13	
32	GREER, Donovan		2-3	2-2	0-0	1	0	1	1	6	1	0	0	2	11	
34	BENDARY, Mohamed		0-1	0-0	0-0	1	1	2	1	0	0	0	0	1	9	
Team						1	0	1				1				
Totals				25-56	9-24	11-19	9	15	24	15	70	15	12	0	11	200

FG % 1st Half: 10-25 40.0% 2nd half: 15-31 48.4% Game: 25-56 44.6%
 3FG % 1st Half: 2-9 22.2% 2nd half: 7-15 46.7% Game: 9-24 37.5%
 FT % 1st Half: 7-12 58.3% 2nd half: 4-7 57.1% Game: 11-19 57.9%

Deadball
Rebounds
7

Officials: Steven Anderson, Nate Green, Jon Broska
 Technical fouls: FGCU-None. NJIT-None.
 Attendance: 661

Score by periods	1st	2nd	Total
FGCU	35	40	75
NJIT	29	41	70

Points	In	Off	2nd	Fast	Bench
FGCU	Paint	T/O	Chance	Break	
NJIT	26	18	8	8	19
	28	20	9	6	15

Last FG - FGCU 2nd-01:57, NJIT 2nd-00:17.
 Largest lead - FGCU by 13 2nd-15:14, NJIT by 1 1st-11:44.
 FGCU led for 37:38. NJIT led for 01:18. Game was tied for 01:04.

Score tied - 2 times.
 Lead changed - 4 times.

G26 @ JACKSONVILLE

FGCU 80 • 18-8, 9-0

#	Player	Total		3-Ptr	Rebounds			PF	TP	A	TO	Blk	Stl	Min		
		FG-FGA	FG-FGA	FT-FTA	Off	Def	Tot									
13	SCOTT Jr, RaySean	f	3-5	0-0	2-2	2	4	6	4	8	1	0	1	0	14	
24	GILMORE, Michael	r	2-4	0-0	0-0	0	1	1	3	4	0	1	0	0	9	
00	GOODWIN, Brandon	g	11-19	1-5	1-1	0	2	2	1	24	3	0	0	0	2	33
05	JOHNSON, Zach	g	10-16	3-4	2-2	2	4	6	2	25	1	1	1	4	34	
31	MERCURIUS, Dinero	g	4-8	2-4	1-1	2	1	3	2	11	1	1	0	0	24	
02	KO, Joshua	g	0-1	0-1	0-0	0	2	2	0	0	0	0	0	0	2	
03	ROGERS, Darnell	g	0-0	0-0	0-0	0	0	0	0	0	0	0	0	0	2	
11	TERRELL, Christian	g	0-6	0-4	2-2	1	4	5	2	2	6	3	0	1	31	
20	McADOO, Ryan	g	0-0	0-0	0-0	0	0	0	0	0	0	0	0	0	2	
21	ERNST, Brady	g	0-0	0-0	0-2	0	2	2	1	0	0	0	2	0	7	
23	CARLYLE, Christian	g	1-3	0-0	0-0	0	1	1	4	2	4	1	1	0	22	
30	THOMAS, Brian	g	1-1	0-0	0-0	0	2	2	1	2	0	0	0	0	7	
32	SIMMONS, Antravious	g	0-2	0-0	2-2	2	4	6	2	2	0	1	0	0	11	
33	MAHONEY, Dolan	g	0-1	0-0	0-0	0	0	0	0	0	0	0	0	0	2	
Team						2	1	3								
Totals			32-66	6-18	10-12	11	28	39	22	80	16	8	5	7	200	

FG % 1st Half: 13-31 41.9% 2nd half: 19-35 54.3% Game: 32-66 48.5%
 3FG % 1st Half: 3-10 30.0% 2nd half: 3-8 37.5% Game: 6-18 33.3%
 FT % 1st Half: 4-4 100.0 2nd half: 6-8 75.0% Game: 10-12 83.3%

Deadball
Rebounds
1

Jacksonville 55 • 12-14, 6-3

||
||
||

G29 vs. KENNESAW STATE

Kennesaw State 97 • 10-17, 6-6 ASUN

#	Player	Total		3-Ptr		Rebounds			PF	TP	A TO Blk			Stl	Min
		FG-FGA	FT-FTA	FG-FGA	FT-FTA	Off	Def	Tot			A	TO	Blk		
02	JONES, Jordan	f	5-8	0-0	1-4	1	6	7	3	11	2	0	1	1	19
05	MBUYAMBA, Isaac	f	3-5	0-0	0-1	4	1	5	3	6	1	2	0	0	19
03	SCOTT, James	g	10-22	5-10	2-2	0	5	5	2	27	1	2	0	2	38
11	CLARKE, Kyle	g	3-5	0-0	3-5	1	1	2	4	9	3	5	0	3	19
21	MASTERSON, Nick	g	9-13	3-5	6-8	1	1	2	1	27	3	5	0	0	40
01	WILSON, Anthony		1-5	0-0	2-2	1	7	8	4	4	4	2	1	0	20
04	HOOKER, Tyler		3-6	0-1	4-5	1	2	3	3	10	4	2	0	1	24
24	LOCKLEY, Bryson		1-1	0-0	1-1	1	0	1	1	3	2	2	1	3	21
Team						1	2	3							
Totals			35-65	8-16	19-28	11	25	36	21	97	20	20	3	10	200
FG % 1st Half: 18-38 47.4%		2nd half: 17-27 63.0%		Game: 35-65 53.8%		Deadball		Rebounds		3					
3FG % 1st Half: 6-12 50.0%		2nd half: 2-4 50.0%		Game: 8-16 50.0%											
FT % 1st Half: 1-6 16.7%		2nd half: 18-22 81.8%		Game: 19-28 67.9%											

FGCU 93 • 20-9, 11-1 ASUN

#	Player	Total		3-Ptr		Rebounds			PF	TP	A TO Blk			Stl	Min
		FG-FGA	FT-FTA	FG-FGA	FT-FTA	Off	Def	Tot			A	TO	Blk		
24	GILMORE, Michael	f	3-5	1-2	2-2	0	4	4	5	9	0	1	0	1	26
32	SIMMONS, Antravious	f	2-3	0-0	5-5	1	6	7	0	9	3	2	0	1	22
00	GOODWIN, Brandon	g	10-13	0-2	8-11	1	1	2	4	28	4	8	2	3	37
05	JOHNSON, Zach	g	6-15	3-7	1-2	0	1	1	3	16	2	0	0	2	37
31	MERCURIUS, Dinero	g	0-4	0-0	0-0	1	0	1	4	0	1	1	0	1	25
11	TERRELL, Christian		10-12	2-4	1-1	1	7	8	2	23	2	5	0	2	33
15	DOYLE, Ricky		1-5	0-0	1-2	0	3	3	3	3	1	0	0	0	12
21	ERNST, Brady		1-2	0-0	1-1	1	2	3	0	3	0	0	0	0	3
30	THOMAS, Brian		1-1	0-0	0-0	0	0	0	0	2	0	1	0	0	5
Team						0	1	1							
Totals			34-60	6-19	19-24	5	25	30	21	93	13	18	2	10	200
FG % 1st Half: 15-26 57.7%		2nd half: 19-34 55.9%		Game: 34-60 56.7%		Deadball		Rebounds		1					
3FG % 1st Half: 1-4 25.0%		2nd half: 5-15 33.3%		Game: 6-19 31.6%											
FT % 1st Half: 8-10 80.0%		2nd half: 11-14 78.6%		Game: 19-24 79.2%											

Officials: Chuck Jones (R), Rob Rorke, Marc Ellard
Technical fouls: Kennesaw State-None. FGCU-None.
Attendance: 3825
FGCU Ranked #22 In Mid-Major Poll

Score by periods	1st	2nd	Total
Kennesaw State	43	54	97
FGCU	39	54	93

Last FG - KSU 2nd-00:15, FGCU 2nd-00:20.
Largest lead - KSU by 15 2nd-12:29, FGCU by 8 1st-15:28.
KSU led for 30:39. FGCU led for 08:28. Game was tied for 00:53.

The 97 points allowed in regulation are tied for the 3rd-most in D-I program history. The 93 points scored are the most ever in a losing effort in program history (dates to 2002-03).

G31 @ STETSON

G30 vs. LIPSCOMB

Lipscomb 90 • 19-9, 9-4 ASUN

#	Player	Total		3-Ptr		Rebounds			PF	TP	A TO Blk			Stl	Min
		FG-FGA	FT-FTA	FG-FGA	FT-FTA	Off	Def	Tot			A	TO	Blk		
00	MARBERRY, Rob	f	8-12	0-0	0-1	3	3	6	4	16	2	1	0	1	28
22	PEPPER, Eli	f	1-8	0-2	0-0	1	6	7	3	2	4	4	0	1	28
03	BUCKLAND, Michael	g	1-4	0-3	2-2	0	6	6	3	4	2	4	0	0	31
21	COOPER, Kenny	g	6-9	1-2	6-8	0	2	2	3	19	3	5	0	3	31
24	MATHEWS, Garrison	g	7-10	3-6	6-6	2	4	6	2	23	2	6	1	0	35
01	JONES, Greg		2-3	2-3	0-0	0	1	1	2	6	0	0	0	0	7
12	ROSE, Matt		3-5	2-4	0-0	0	0	0	1	8	0	1	0	0	13
15	FLEMING, Andrew		1-1	0-0	0-0	0	1	1	0	2	1	1	0	0	4
23	KORN, Aaron		3-5	0-1	1-2	2	0	2	2	7	0	1	0	0	16
55	BRAMMEIER, George		1-1	0-0	1-2	0	0	0	2	3	0	0	0	0	7
Team						2	1	3							
Totals			33-58	8-21	16-21	10	24	34	22	90	14	24	1	5	200
FG % 1st Half: 14-24 58.3%		2nd half: 19-34 55.9%		Game: 33-58 56.9%		Deadball		Rebounds		2					
3FG % 1st Half: 5-11 45.5%		2nd half: 3-10 30.0%		Game: 8-21 38.1%											
FT % 1st Half: 5-8 62.5%		2nd half: 11-13 84.6%		Game: 16-21 76.2%											

FGCU 87 • 20-10, 11-2 ASUN

#	Player	Total		3-Ptr		Rebounds			PF	TP	A TO Blk			Stl	Min
		FG-FGA	FT-FTA	FG-FGA	FT-FTA	Off	Def	Tot			A	TO	Blk		
24	GILMORE, Michael	f	4-5	1-1	0-1	2	5	7	3	9	0	3	2	1	30
32	SIMMONS, Antravious	f	1-5	0-0	0-0	2	2	4	3	2	1	0	0	1	18
00	GOODWIN, Brandon	g	8-18	3-9	9-10	2	1	3	3	28	5	3	0	5	32
05	JOHNSON, Zach	g	7-12	2-5	3-4	0	1	1	4	19	0	3	0	4	36
11	TERRELL, Christian	g	7-13	0-5	8-10	2	1	3	1	22	3	2	0	4	37
15	DOYLE, Ricky		2-3	0-0	0-0	0	4	4	2	4	0	1	0	0	11
21	ERNST, Brady		1-2	0-0	1-2	0	2	2	1	3	1	0	0	4	12
30	THOMAS, Brian		0-0	0-0	0-0	0	0	0	0	0	0	0	0	0	1
31	MERCURIUS, Dinero		0-4	0-4	0-0	0	1	1	5	0	1	3	1	0	23
Team						1	1	2							
Totals			30-62	6-24	21-27	9	18	27	22	87	11	15	3	19	200
FG % 1st Half: 14-29 48.3%		2nd half: 16-33 48.5%		Game: 30-62 48.4%		Deadball		Rebounds		5					
3FG % 1st Half: 1-9 11.1%		2nd half: 5-15 33.3%		Game: 6-24 25.0%											
FT % 1st Half: 2-4 50.0%		2nd half: 19-23 82.6%		Game: 21-27 77.8%											

Officials: Coy Gammon (R), Jon Brooks, Steven Anderson
Technical fouls: Lipscomb-None. FGCU-None.
Attendance: 4497
FGCU Ranked #22 In Mid-Major Poll
Senior Night | Homecoming Weekend

Score by periods	1st	2nd	Total
Lipscomb	38	52	90
FGCU	31	56	87

Last FG - LIP 2nd-01:06, FGCU 2nd-00:24.
Largest lead - LIP by 17 2nd-06:27, FGCU by 6 1st-11:00.
LIP led for 28:49. FGCU led for 07:36. Game was tied for 03:35.

Points	In	Off	2nd	Fast	Bench
LIP	48	22	18	2	26
FGCU	44	32	14	4	7

Score tied - 4 times.
Lead changed - 3 times.

ASUN QUARTERFINAL



PROGRAM'S MOST POINTS vs. ASUN OPPONENT

1) 111@ Stetson (1/25/11) * 3OT
2) 103vs. North Florida (1/29/18)
3) 100vs. Jacksonville (2/6/14)
4) 97@ USC Upstate (2/18/17) * OT
T-5) 96@ North Florida (1/24/18)
96vs. Stetson (1/25/13)
7)93 vs. Kennesaw State (2/15/18)
T-8) 92@ Northern Kentucky (3/1/14)
92vs. Kennesaw State (1/28/12)
92@ Stetson (1/20/12)
T-11) 90vs. Stetson (1/6/18)
90vs. ETSU (1/18/14)

PROGRAM'S LARGEST WINS vs. ASUN OPPONENT

1) +38 90-52 vs. Stetson (1/6/18)
T-2) +33 103-70 vs. North Florida (1/29/18)
+33 89-56 @ North Florida (ASUN Semis; 3/3/16)
4) +32 70-38 vs. USC Upstate (2/6/11)
5) +31 96-65 vs. Stetson (1/25/13)

PAINT EMPHASIS

FGCU led the country in points in the paint per game last year at **41.3**. Included in that average were a pair of then-D-I program record performances of 68 points in the paint versus Ave Maria and Florida National.

NATIONAL LEADERS: POINTS IN THE PAINT

FGCU	41.3 / GAME
Utah	41.1 / GAME
North Carolina	39.9 / GAME

2016-17 DUNK LEADERS

Helping fuel that low-post production was **FGCU finishing 3rd in the nation with 159 dunks** - 11 more than the original Dunk City Sweet Sixteen team in 2012-13.

FLORIDA STATE 183

KENTUCKY 179 **Individual Leaders**

Tacko Fall (UCF): 106

FGCU 159 Bam Adebayo (Kentucky): 101

Demetris Morant (FGCU): 97



2017-18 #DunkCity Basketball
FGCU Combined Team Statistics (as of Feb 17, 2018)
All games



RECORD:	OVERALL	HOME	AWAY	NEUTRAL
ALL GAMES	20-10	12-5	8-5	0-0
CONFERENCE	11-2	5-2	6-0	0-0
NON-CONFERENCE	9-8	7-3	2-5	0-0

					Total		3-Point		F-Throw		Rebounds																			
##	Player	gp-gs	min	avg	fg-fga	fg%	3fg-fga	3fg%	ft-fa	ft%	off	def	tot	avg	pf	dq	a	to	blk	stl	pts	avg								
00	GOODWIN, Brandon	29-28	954	32.9	183-389	.470	29-118	.246	131-172	.762	34	128	162	5.6	40	0	139	88	3	40	526	18.1								
05	JOHNSON, Zach	30-30	972	32.4	165-358	.461	48-137	.350	74-97	.763	14	89	103	3.4	59	1	90	70	4	65	452	15.1								
11	TERRELL, Christian	30-18	863	28.8	132-251	.526	44-113	.389	49-59	.831	28	120	148	4.9	42	0	82	69	10	22	357	11.9								
31	MERCURIUS, Dinero	27-14	574	21.3	70-162	.432	50-118	.424	30-33	.909	14	32	46	1.7	48	1	17	25	2	16	220	8.1								
32	SIMMONS, Antravious	28-18	485	17.3	80-135	.593	0-0	.000	33-48	.688	48	87	135	4.8	72	3	26	30	3	13	193	6.9								
13	SCOTT Jr, RaySean	21-7	326	15.5	58-87	.667	2-10	.200	24-32	.750	34	66	100	4.8	53	0	13	14	12	6	142	6.8								
24	GILMORE, Michael	19-15	339	17.8	49-101	.485	8-25	.320	19-29	.655	20	87	107	5.6	58	3	16	31	15	9	125	6.6								
23	CARLYLE, Christian	24-5	468	19.5	45-103	.437	9-18	.500	32-38	.842	22	34	56	2.3	57	4	31	29	4	20	131	5.5								
15	DOYLE, Ricky	24-13	380	15.8	53-93	.570	0-2	.000	22-35	.629	26	60	86	3.6	55	1	21	29	20	11	128	5.3								
30	THOMAS, Brian	14-0	127	9.1	16-25	.640	0-0	.000	11-14	.786	16	27	43	3.1	14	0	0	8	6	2	43	3.1								
21	ERNST, Brady	30-2	312	10.4	27-41	.659	0-0	.000	12-29	.414	16	51	67	2.2	39	1	10	14	9	9	66	2.2								
03	ROGERS, Darnell	17-0	125	7.4	6-24	.250	4-16	.250	2-4	.500	2	3	5	0.3	9	0	8	12	0	5	18	1.1								
02	KO, Joshua	9-0	25	2.8	3-14	.214	2-7	.286	0-0	.000	1	6	7	0.8	0	0	0	2	0	1	8	0.9								
33	MAHONEY, Dolan	10-0	27	2.7	2-4	.500	0-1	.000	0-0	.000	2	1	3	0.3	4	0	1	1	0	1	4	0.4								
20	McADOO, Ryan	11-0	23	2.1	1-7	.143	0-2	.000	1-4	.250	0	3	3	0.3	0	0	0	3	0	2	3	0.3								
Team											37	48	85		1		10													
Total.....		30	6000		890-1794	.496	196-567	.346	440-594	.741	314	842	1156	38.5	551	14	454	435	88	222	2416	80.5								
Opponents.....		30	6000		755-1803	.419	219-685	.320	390-586	.666	311	661	972	32.4	545	-	376	425	76	211	2119	70.6								

TEAM STATISTICS	FGCU	OPP
SCORING	2416	2119
Points per game	80.5	70.6
Scoring margin	+9.9	-
FIELD GOALS-ATT	890-1794	755-1803
Field goal pct	.496	.419
3 POINT FG-ATT	196-567	219-685
3-point FG pct	.346	.320
3-pt FG made per game	6.5	7.3
FREE THROWS-ATT	440-594	390-586
Free throw pct	.741	.666
F-Throws made per game	14.7	13.0
REBOUNDS	1156	972
Rebounds per game	38.5	32.4
Rebounding margin	+6.1	-
ASSISTS	454	376
Assists per game	15.1	12.5
TURNOVERS	435	425
Turnovers per game	14.5	14.2
Turnover margin	-0.3	-
Assist/turnover ratio	1.0	0.9
STEALS	222	211
Steals per game	7.4	7.0
BLOCKS	88	76
Blocks per game	2.9	2.5
ATTENDANCE	62328	39515
Home games-Avg/Game	17-3666	13-3040
Neutral site-Avg/Game	-	0-0

Score by Periods	1st	2nd	Totals
FGCU	1152	1264	2416
Opponents	967	1152	2119

Date	Opponent		Score	Att.
11/11/17	ILLINOIS STATE	w	98-87	4335
11/13/17	at Siena	w	86-53	5387
11/18/17	at Bowling Green	L	80-83	2440
11/21/17	at Middle Tennessee	L	72-85	5017
^ 11/24/17	DENVER	w	79-71	3517
^ 11/25/17	NAVY	w	70-54	3597
^ 11/26/17	ST. FRANCIS BROOKLYN	w	75-51	2929
^ 11/29/17	WEBBER INTERNATIONAL	w	115-61	3100
12/2/17	MIDDLE TENNESSEE	L	76-81	3931
12/5/17	FAU	L	88-92	3418
12/9/17	at rv UT Arlington	w	85-78	2635
12/16/17	ORAL ROBERTS	L	64-83	3316
12/19/17	at FIU	L	88-91	509
12/22/17	at #11 Wichita State	L	65-75	10506
12/27/17	at rv Rhode Island	L	60-80	5347
12/29/17	FLORIDA MEMORIAL	w	76-42	3320
12/31/17	FLORIDA TECH	w	62-54	2904
* 1/6/18	STETSON	w	90-52	4016
* 1/11/18	USC UPSTATE	w	75-58	3663
* 1/13/18	NJIT	w	68-54	3517
* 1/18/18	at Lipscomb	w	88-83	1147
* 1/20/18	at Kennesaw State	w	66-49	1502
* 1/24/18	at North Florida	w	96-87	2248
* 1/27/18	JACKSONVILLE	w	68-62	4427
* 1/29/18	NORTH FLORIDA	w	103-70	4016
* 2/3/18	at Jacksonville	w	80-55	1283
* 2/8/18	at NJIT	w	75-70	661
* 02/10/18	at USC Upstate	w	88-71	833
* 2/15/18	KENNESAW STATE	L	93-97	3825
* 2/17/18	LIPSCOMB	L	87-90	4497

^ Homewood Suites FGCU Shootout (Alico Arena)

* ASUN Conference Game



2017-18 #DunkCity Basketball
FGCU Combined Team Statistics (as of Feb 17, 2018)
Conference games only



RECORD:	OVERALL	HOME	AWAY	NEUTRAL
ALL GAMES	11-2	5-2	6-0	0-0
CONFERENCE	11-2	5-2	6-0	0-0
NON-CONFERENCE	0-0	0-0	0-0	0-0

#	Player	gp-gs	min	avg	Total		3-Point		F-Throw		Rebounds				pf	dq	a	to	blk	stl	pts	avg
					fg-fga	fg%	3fg-fga	3fg%	ft-fa	ft%	off	def	tot	avg								
00	GOODWIN, Brandon	12-12	393	32.8	84-159	.528	10-39	.256	50-66	.758	14	57	71	5.9	15	0	56	37	2	22	228	19.0
05	JOHNSON, Zach	13-13	439	33.8	89-168	.530	23-56	.411	27-35	.771	6	43	49	3.8	22	0	42	28	1	29	228	17.5
11	TERRELL, Christian	13-4	374	28.8	50-101	.495	10-45	.222	30-34	.882	11	43	54	4.2	16	0	46	33	2	14	140	10.8
13	SCOTT Jr, RaySean	7-1	106	15.1	25-38	.658	1-2	.500	9-16	.563	10	22	32	4.6	11	0	4	3	2	2	60	8.6
31	MERCURIUS, Dinero	13-12	314	24.2	32-73	.438	21-49	.429	17-19	.895	9	15	24	1.8	28	1	10	13	2	10	102	7.8
24	GILMORE, Michael	13-11	237	18.2	35-68	.515	7-16	.438	17-26	.654	12	67	79	6.1	36	2	10	22	8	5	94	7.2
32	SIMMONS, Antravious	11-6	172	15.6	31-58	.534	0-0	.000	15-19	.789	17	38	55	5.0	21	0	9	10	0	4	77	7.0
15	DOYLE, Ricky	8-5	123	15.4	14-28	.500	0-0	.000	10-15	.667	4	25	29	3.6	19	0	5	8	9	2	38	4.8
23	CARLYLE, Christian	9-0	164	18.2	13-27	.481	3-4	.750	7-7	1.000	7	13	20	2.2	17	0	13	12	1	7	36	4.0
30	THOMAS, Brian	12-0	108	9.0	14-22	.636	0-0	.000	10-12	.833	13	24	37	3.1	13	0	0	7	4	2	38	3.2
21	ERNST, Brady	13-1	118	9.1	13-19	.684	0-0	.000	5-10	.500	9	17	26	2.0	19	1	7	11	5	5	31	2.4
02	KO, Joshua	4-0	11	2.8	1-5	.200	1-4	.250	0-0	.000	0	5	5	1.3	0	0	0	2	0	0	3	0.8
20	McADOO, Ryan	5-0	11	2.2	1-3	.333	0-1	.000	0-0	.000	0	0	0	0.0	0	0	0	0	0	0	2	0.4
33	MAHONEY, Dolan	4-0	10	2.5	0-1	.000	0-0	.000	0-0	.000	0	0	0	0.0	1	0	0	1	0	0	0	0.0
03	ROGERS, Darnell	5-0	20	4.0	0-4	.000	0-3	.000	0-0	.000	1	0	1	0.2	0	0	1	1	0	1	0	0.0
Team											10	18	28					4				
Total.....		13	2600		402-774	.519	76-219	.347	197-259	.761	123	387	510	39.2	218	4	203	192	36	103	1077	82.8
Opponents.....		13	2600		329-795	.414	107-326	.328	133-210	.633	119	276	395	30.4	234	-	170	193	26	97	898	69.1

TEAM STATISTICS	FGCU	OPP
SCORING	1077	898
Points per game	82.8	69.1
Scoring margin	+13.8	-
FIELD GOALS-ATT	402-774	329-795
Field goal pct	.519	.414
3 POINT FG-ATT	76-219	107-326
3-point FG pct	.347	.328
3-pt FG made per game	5.8	8.2
FREE THROWS-ATT	197-259	133-210
Free throw pct	.761	.633
F-Throws made per game	15.2	10.2
REBOUNDS	510	395
Rebounds per game	39.2	30.4
Rebounding margin	+8.8	-
ASSISTS	203	170
Assists per game	15.6	13.1
TURNOVERS	192	193
Turnovers per game	14.8	14.8
Turnover margin	+0.1	-
Assist/turnover ratio	1.1	0.9
STEALS	103	97
Steals per game	7.9	7.5
BLOCKS	36	26
Blocks per game	2.8	2.0
ATTENDANCE	27961	7674
Home games-Avg/Game	7-3994	6-1279
Neutral site-Avg/Game	-	0-0

Date	Opponent		Score	Att.
* 1/6/18	STETSON	w	90-52	4016
* 1/11/18	USC UPSTATE	w	75-58	3663
* 1/13/18	NJIT	w	68-54	3517
* 1/18/18	at Lipscomb	w	88-83	1147
* 1/20/18	at Kennesaw State	w	66-49	1502
* 1/24/18	at North Florida	w	96-87	2248
* 1/27/18	JACKSONVILLE	w	68-62	4427
* 1/29/18	NORTH FLORIDA	w	103-70	4016
* 2/3/18	at Jacksonville	w	80-55	1283
* 2/8/18	at NJIT	w	75-70	661
* 02/10/18	at USC Upstate	w	88-71	833
* 2/15/18	KENNESAW STATE	L	93-97	3825
* 2/17/18	LIPSCOMB	L	87-90	4497

^ Homewood Suites FGCU Shootout (Alico Arena)

* ASUN Conference Game

Score by Periods	1st	2nd	Totals
FGCU	508	569	1077
Opponents	414	484	898



2017-18 #DunkCity Basketball
FGCU Team Game-by-Game Comparison (as of Feb 21, 2018)
All games



Opponent	1st	2nd	Score	Mar	Total FG	FG Pct	3-Pointers	3FG Pct	Free Throws	FT Pct	Rebounds	Assist	T/Over	Block	Steal	Fouls
ILLINOIS STATE	45/42	53/45	98-87	+11	32-65/33-65	.492/.508	7-23/14-29	.304/.483	27-37/7-16	.730/.438	48/24 +24	16/24	12/11	5/5	9/3	16/26
Siena	40/27	46/26	86-53	+33	33-64/19-63	.516/.302	6-20/3-15	.300/.200	14-20/12-21	.700/.571	48/33 +15	16/7	14/14	3/4	10/7	20/15
Bowling Green	43/40	37/43	80-83	(3)	30-71/27-66	.423/.409	6-23/6-15	.261/.400	14-19/23-33	.737/.697	42/46 (4)	13/10	16/14	5/4	6/7	23/19
Middle Tennessee	29/47	43/38	72-85	(13)	21-49/28-58	.429/.483	3-17/6-19	.176/.316	27-38/23-32	.711/.719	32/37 (5)	10/17	16/12	2/2	5/10	26/28
DENVER	35/32	44/39	79-71	+8	26-54/28-55	.481/.509	9-24/5-18	.375/.278	18-23/10-16	.783/.625	28/34 (6)	16/14	9/16	4/1	8/5	17/22
NAVY	28/26	42/28	70-54	+16	27-51/20-58	.529/.345	7-18/2-18	.389/.111	9-10/12-16	.900/.750	40/25 +15	9/3	19/10	4/0	4/8	17/15
ST. FRANCIS BROOKLYN	35/18	40/33	75-51	+24	29-61/19-52	.475/.365	3-7/4-21	.429/.190	14-19/9-18	.737/.500	43/26 +17	15/5	11/14	1/3	4/6	15/17
WEBBER INTERNATIONAL	63/21	52/40	115-61	+54	45-81/25-64	.556/.391	9-25/8-27	.360/.296	16-22/3-4	.727/.750	57/20 +37	29/11	10/18	3/2	14/7	9/16
MIDDLE TENNESSEE	31/34	45/47	76-81	(5)	25-52/29-60	.481/.483	7-17/4-15	.412/.267	19-27/19-25	.704/.760	28/42 (14)	14/14	15/18	1/2	8/6	22/23
FAU	45/34	43/58	88-92	(4)	34-67/29-64	.507/.453	6-12/9-21	.500/.429	14-22/25-33	.636/.758	40/37 +3	8/8	8/7	3/4	4/4	23/20
rv UT Arlington	37/32	48/46	85-78	+7	28-51/27-57	.549/.474	10-19/11-25	.526/.440	19-23/13-19	.826/.684	32/28 +4	14/14	24/21	1/2	9/8	23/18
ORAL ROBERTS	35/42	29/41	64-83	(19)	24-54/34-63	.444/.540	11-25/4-14	.440/.286	5-8/11-13	.625/.846	20/40 (20)	18/18	16/14	2/2	6/10	15/13
FIU	43/40	45/51	88-91	(3)	29-61/27-52	.475/.519	11-32/8-17	.344/.471	19-27/29-46	.704/.630	43/28 +15	17/12	19/11	4/2	5/10	29/20
#11 Wichita State	33/35	32/40	65-75	(10)	25-68/22-56	.368/.393	9-22/9-24	.409/.375	6-10/22-26	.600/.846	39/43 (4)	10/15	15/15	6/11	8/4	23/14
rv Rhode Island	32/38	28/42	60-80	(20)	24-52/27-56	.462/.482	2-9/10-26	.222/.385	10-12/16-21	.833/.762	29/31 (2)	9/7	13/5	0/4	3/6	17/17
FLORIDA MEMORIAL	38/22	38/20	76-42	+34	31-64/14-58	.484/.241	10-34/3-24	.294/.125	4-4/11-22	1000/.500	44/41 +3	19/4	14/17	5/0	11/6	21/11
FLORIDA TECH	32/23	30/31	62-54	+8	25-55/18-61	.455/.295	4-21/6-31	.190/.194	8-14/12-15	.571/.800	33/42 (9)	18/13	12/15	3/2	5/7	17/17
STETSON	52/23	38/29	90-52	+38	30-50/19-60	.600/.317	12-24/7-28	.500/.250	18-20/7-9	.900/.778	42/21 +21	18/10	17/12	3/0	7/6	15/14
USC UPSTATE	38/17	37/41	75-58	+17	32-65/22-66	.492/.333	6-18/8-31	.333/.258	5-12/6-10	.417/.600	47/35 +12	17/10	11/12	1/3	5/6	13/15
NUJIT	36/28	32/26	68-54	+14	26-57/20-54	.456/.370	6-21/5-17	.286/.294	10-13/9-16	.769/.563	41/30 +11	19/10	19/17	4/2	11/7	19/16
Lipscomb	40/48	48/35	88-83	+5	29-53/28-61	.547/.459	9-20/11-26	.450/.423	21-29/16-27	.724/.593	34/30 +4	17/16	17/14	3/0	6/7	21/26
Kennesaw State	32/24	34/25	66-49	+17	24-51/16-50	.471/.320	2-13/3-11	.154/.273	16-25/14-26	.640/.538	41/29 +12	13/6	17/16	4/7	5/9	21/25
North Florida	53/41	43/46	96-87	+9	36-65/30-73	.554/.411	4-10/16-47	.400/.340	20-24/11-13	.833/.846	46/28 +18	18/16	19/12	3/5	8/14	15/19
JACKSONVILLE	35/26	33/36	68-62	+6	27-59/28-67	.458/.418	1-9/2-18	.111/.111	13-20/4-6	.650/.667	46/31 +15	5/9	16/8	1/0	5/10	6/16
NORTH FLORIDA	55/28	48/42	103-70	+33	43-76/28-62	.566/.452	6-14/11-30	.429/.367	11-12/3-6	.917/.500	48/22 +26	24/17	8/13	2/0	8/4	13/13
Jacksonville	33/25	47/30	80-55	+25	32-66/20-51	.485/.392	6-18/7-19	.333/.368	10-12/8-18	.833/.444	39/34 +5	16/12	8/19	5/2	7/4	22/13
NUJIT	35/29	40/41	75-70	+5	25-45/25-56	.556/.446	8-14/9-24	.571/.375	17-20/11-19	.850/.579	29/24 +5	13/15	18/12	3/0	6/11	17/15
USC Upstate	29/44	59/27	88-71	+17	34-65/25-72	.523/.347	4-15/12-38	.267/.316	16-21/9-11	.762/.818	40/41 (1)	19/15	9/14	2/3	6/4	13/19
KENNESAW STATE	39/43	54/54	93-97	(4)	34-60/35-65	.567/.538	6-19/8-16	.316/.500	19-24/19-28	.792/.679	30/36 (6)	13/20	18/20	2/3	10/10	21/21
LIPSCOMB	31/38	56/52	87-90	(3)	30-62/33-58	.484/.569	6-24/8-21	.250/.381	21-27/16-21	.778/.762	27/34 (7)	11/14	15/24	3/1	19/5	22/22

Note: Game totals are displayed in the format TEAM/OPPONENT for each category



2017-18 #DunkCity Basketball
FGCU Team High/Low Analysis (as of Feb 21, 2018)
All games



FGCU - TEAM GAME HIGHS

POINTS	115	WEBBER INTERNATIONAL (11/29/17)
	103	NORTH FLORIDA (1/29/18)
	98	ILLINOIS STATE (11/11/17)
	96	at North Florida (1/24/18)
	93	KENNESAW STATE (2/15/18)
FIELD GOALS MADE	45	WEBBER INTERNATIONAL (11/29/17)
	43	NORTH FLORIDA (1/29/18)
FIELD GOAL ATTEMPTS	81	WEBBER INTERNATIONAL (11/29/17)
	76	NORTH FLORIDA (1/29/18)
FIELD GOAL PERCENTAGE	.600 (30-50)	STETSON (1/6/18)
	.567 (34-60)	KENNESAW STATE (2/15/18)
3 PT FIELD GOALS MADE	12	STETSON (1/6/18)
	11	at FIU (12/19/17)
	11	ORAL ROBERTS (12/16/17)
3 PT FG ATTEMPTS	34	FLORIDA MEMORIAL (12/29/17)
	32	at FIU (12/19/17)
3 PT FG PERCENTAGE	.571 (8-14)	at NJIT (2/8/18)
	.526 (10-19)	at rv UT Arlington (12/9/17)
FREE THROWS MADE	27	at Middle Tennessee (11/21/17)
	27	ILLINOIS STATE (11/11/17)
FREE THROW ATTEMPTS	38	at Middle Tennessee (11/21/17)
	37	ILLINOIS STATE (11/11/17)
FREE THROW PERCENTAGE	1.000 (4-4)	FLORIDA MEMORIAL (12/29/17)
	.917 (11-12)	NORTH FLORIDA (1/29/18)
REBOUNDS	57	WEBBER INTERNATIONAL (11/29/17)
	48	NORTH FLORIDA (1/29/18)
	48	at Siena (11/13/17)
	48	ILLINOIS STATE (11/11/17)
ASSISTS	29	WEBBER INTERNATIONAL (11/29/17)
	24	NORTH FLORIDA (1/29/18)
STEALS	19	LIPSCOMB (2/17/18)
	14	WEBBER INTERNATIONAL (11/29/17)
BLOCKED SHOTS	6	at #11 Wichita State (12/22/17)
	5	at Jacksonville (2/3/18)
	5	FLORIDA MEMORIAL (12/29/17)
	5	at Bowling Green (11/18/17)
	5	ILLINOIS STATE (11/11/17)
TURNOVERS	24	at rv UT Arlington (12/9/17)
	19	at North Florida (1/24/18)
	19	NJIT (1/13/18)
	19	at FIU (12/19/17)
	19	NAVY (11/25/17)
FOULS	29	at FIU (12/19/17)
	26	at Middle Tennessee (11/21/17)



2017-18 #DunkCity Basketball
FGCU High/Low Analysis (as of Feb 21, 2018)
All games



Opponent - GAME HIGHS

POINTS	97	KENNESAW STATE (2/15/18)
	92	FAU (12/5/17)
	91	at FIU (12/19/17)
	90	LIPSCOMB (2/17/18)
	87	at North Florida (1/24/18)
	87	ILLINOIS STATE (11/11/17)
FIELD GOALS MADE	35	KENNESAW STATE (2/15/18)
	34	ORAL ROBERTS (12/16/17)
FIELD GOAL ATTEMPTS	73	at North Florida (1/24/18)
	72	at USC Upstate (02/10/18)
FIELD GOAL PERCENTAGE	.569 (33-58)	LIPSCOMB (2/17/18)
	.540 (34-63)	ORAL ROBERTS (12/16/17)
3 PT FIELD GOALS MADE	16	at North Florida (1/24/18)
	14	ILLINOIS STATE (11/11/17)
3 PT FG ATTEMPTS	47	at North Florida (1/24/18)
	38	at USC Upstate (02/10/18)
3 PT FG PERCENTAGE	.500 (8-16)	KENNESAW STATE (2/15/18)
	.483 (14-29)	ILLINOIS STATE (11/11/17)
FREE THROWS MADE	29	at FIU (12/19/17)
	25	FAU (12/5/17)
FREE THROW ATTEMPTS	46	at FIU (12/19/17)
	33	FAU (12/5/17)
	33	at Bowling Green (11/18/17)
FREE THROW PERCENTAGE	.846 (22-26)	at #11 Wichita State (12/22/17)
	.846 (11-13)	at North Florida (1/24/18)
	.846 (11-13)	ORAL ROBERTS (12/16/17)
REBOUNDS	46	at Bowling Green (11/18/17)
	43	at #11 Wichita State (12/22/17)
ASSISTS	24	ILLINOIS STATE (11/11/17)
	20	KENNESAW STATE (2/15/18)
STEALS	14	at North Florida (1/24/18)
	11	at NJIT (2/8/18)
BLOCKED SHOTS	11	at #11 Wichita State (12/22/17)
	7	at Kennesaw State (1/20/18)
TURNOVERS	24	LIPSCOMB (2/17/18)
	21	at rv UT Arlington (12/9/17)
FOULS	28	at Middle Tennessee (11/21/17)
	26	at Lipscomb (1/18/18)
	26	ILLINOIS STATE (11/11/17)



2017-18 #DunkCity Basketball
FGCU High/Low Analysis (as of Feb 21, 2018)
All games



FGCU - GAME LOWS

POINTS	60	at rv Rhode Island (12/27/17)
	62	FLORIDA TECH (12/31/17)
	64	ORAL ROBERTS (12/16/17)
	65	at #11 Wichita State (12/22/17)
	66	at Kennesaw State (1/20/18)
FIELD GOALS MADE	21	at Middle Tennessee (11/21/17)
	24	ORAL ROBERTS (12/16/17)
	24	at rv Rhode Island (12/27/17)
	24	at Kennesaw State (1/20/18)
FIELD GOAL ATTEMPTS	45	at NJIT (2/8/18)
	49	at Middle Tennessee (11/21/17)
FIELD GOAL PERCENTAGE	.368 (25-68)	at #11 Wichita State (12/22/17)
	.423 (30-71)	at Bowling Green (11/18/17)
3 PT FIELD GOALS MADE	1	JACKSONVILLE (1/27/18)
	2	at rv Rhode Island (12/27/17)
	2	at Kennesaw State (1/20/18)
3 PT FG ATTEMPTS	7	ST. FRANCIS BROOKLYN (11/26/17)
	9	at rv Rhode Island (12/27/17)
	9	JACKSONVILLE (1/27/18)
3 PT FG PERCENTAGE	.111 (1-9)	JACKSONVILLE (1/27/18)
	.154 (2-13)	at Kennesaw State (1/20/18)
FREE THROWS MADE	4	FLORIDA MEMORIAL (12/29/17)
	5	ORAL ROBERTS (12/16/17)
	5	USC UPSTATE (1/11/18)
FREE THROW ATTEMPTS	4	FLORIDA MEMORIAL (12/29/17)
	8	ORAL ROBERTS (12/16/17)
FREE THROW PERCENTAGE	.417 (5-12)	USC UPSTATE (1/11/18)
	.571 (8-14)	FLORIDA TECH (12/31/17)
REBOUNDS	20	ORAL ROBERTS (12/16/17)
	27	LIPSCOMB (2/17/18)
ASSISTS	5	JACKSONVILLE (1/27/18)
	8	FAU (12/5/17)
STEALS	3	at rv Rhode Island (12/27/17)
	4	NAVY (11/25/17)
	4	ST. FRANCIS BROOKLYN (11/26/17)
	4	FAU (12/5/17)
BLOCKED SHOTS	0	at rv Rhode Island (12/27/17)
	1	ST. FRANCIS BROOKLYN (11/26/17)
	1	MIDDLE TENNESSEE (12/2/17)
	1	at rv UT Arlington (12/9/17)
	1	USC UPSTATE (1/11/18)
	1	JACKSONVILLE (1/27/18)
TURNOVERS	8	FAU (12/5/17)
	8	NORTH FLORIDA (1/29/18)
	8	at Jacksonville (2/3/18)
FOULS	6	JACKSONVILLE (1/27/18)
	9	WEBBER INTERNATIONAL (11/29/17)



2017-18 #DunkCity Basketball
FGCU High/Low Analysis (as of Feb 21, 2018)
All games



Opponent - GAME LOWS

POINTS	42	FLORIDA MEMORIAL (12/29/17)
	49	at Kennesaw State (1/20/18)
	51	ST. FRANCIS BROOKLYN (11/26/17)
	52	STETSON (1/6/18)
	53	at Siena (11/13/17)
FIELD GOALS MADE	14	FLORIDA MEMORIAL (12/29/17)
	16	at Kennesaw State (1/20/18)
FIELD GOAL ATTEMPTS	50	at Kennesaw State (1/20/18)
	51	at Jacksonville (2/3/18)
FIELD GOAL PERCENTAGE	.241 (14-58)	FLORIDA MEMORIAL (12/29/17)
	.295 (18-61)	FLORIDA TECH (12/31/17)
3 PT FIELD GOALS MADE	2	NAVY (11/25/17)
	2	JACKSONVILLE (1/27/18)
3 PT FG ATTEMPTS	11	at Kennesaw State (1/20/18)
	14	ORAL ROBERTS (12/16/17)
3 PT FG PERCENTAGE	.111 (2-18)	NAVY (11/25/17)
	.111 (2-18)	JACKSONVILLE (1/27/18)
FREE THROWS MADE	3	WEBBER INTERNATIONAL (11/29/17)
	3	NORTH FLORIDA (1/29/18)
FREE THROW ATTEMPTS	4	WEBBER INTERNATIONAL (11/29/17)
	6	JACKSONVILLE (1/27/18)
	6	NORTH FLORIDA (1/29/18)
FREE THROW PERCENTAGE	.438 (7-16)	ILLINOIS STATE (11/11/17)
	.444 (8-18)	at Jacksonville (2/3/18)
REBOUNDS	20	WEBBER INTERNATIONAL (11/29/17)
	21	STETSON (1/6/18)
ASSISTS	3	NAVY (11/25/17)
	4	FLORIDA MEMORIAL (12/29/17)
STEALS	3	ILLINOIS STATE (11/11/17)
	4	FAU (12/5/17)
	4	at #11 Wichita State (12/22/17)
	4	NORTH FLORIDA (1/29/18)
	4	at Jacksonville (2/3/18)
	4	at USC Upstate (02/10/18)
BLOCKED SHOTS	0	NAVY (11/25/17)
	0	FLORIDA MEMORIAL (12/29/17)
	0	STETSON (1/6/18)
	0	at Lipscomb (1/18/18)
	0	JACKSONVILLE (1/27/18)
	0	NORTH FLORIDA (1/29/18)
	0	at NJIT (2/8/18)
TURNOVERS	5	at rv Rhode Island (12/27/17)
	7	FAU (12/5/17)
FOULS	11	FLORIDA MEMORIAL (12/29/17)
	13	ORAL ROBERTS (12/16/17)
	13	NORTH FLORIDA (1/29/18)
	13	at Jacksonville (2/3/18)



Division-I Era: Since 2007-08 TEAM GAME RECORDS



Most points

1. 123 - Illinois Institute of Te; 12/19/2003
2. 120 - Ave Maria; 11/29/2016
3. 119 - U. of Puerto Rico Piedra; 11/21/2003
4. 115 - Webber International; 11/29/2017
5. 111 - at Stetson; 1/25/2011
6. 110 - Florida College; 1/14/2003
7. 109 - Florida Christian Colleg; 1/11/2003
109 - Illinois Wesleyan Univer; 12/20/2003
9. 107 - Florida National; 12/22/2016
10. 106 - Florida Tech; 12/4/2003

Field goals made

1. 48 - Illinois Institute of Te; 12/19/2003
2. 47 - Ave Maria; 11/29/2016
3. 45 - Webber International; 11/29/2017
4. 44 - Trinity Baptist College; 2/3/2003
44 - Florida National; 12/22/2016
6. 43 - North Florida; 1/29/2018
43 - Clearwater Christian Col; 12/7/2002
8. 42 - U. of Puerto Rico Piedra; 11/21/2003
9. 41 - Florida Christian Colleg; 1/11/2003
41 - Florida College; 1/14/2003
41 - at Clearwater Christian; 2/6/2003
41 - Webber International; 1/5/2016

Field goals attempted

1. 88 - Youngstown State; 11/21/2015
2. 86 - at Clearwater Christian; 2/6/2003
3. 81 - Webber International; 11/29/2017
81 - Illinois Institute of Te; 12/19/2003
5. 79 - Stetson; 2/17/2012
79 - at Nova Southeastern; 11/17/2003
7. 78 - Mercer; 1/17/2008
78 - Palm Beach Atlantic; 2/24/2004
9. 77 - Florida Christian Colleg; 1/11/2003
77 - at Lipscomb; 1/14/2012

Field goal percentage (20 made)

1. .677 - Trinity Baptist College; 2/3/2003 (44-65)
2. .671 - Ave Maria; 11/29/2016 (47-70)
3. .667 - Florida National; 12/22/2016 (44-66)
4. .656 - Jacksonville; 2/6/2014 (40-61)
5. .647 - at Stetson; 1/20/2012 (33-51)
6. .614 - at TCU; 11/11/2011 (27-44)
.614 - at Georgia Southern; 12/4/2016 (35-57)
8. .612 - Webber International; 1/5/2016 (41-67)
9. .604 - Kennesaw State; 1/28/2012 (29-48)
10. .600 - Stetson; 1/6/2018 (30-50)

3-point field goals made

1. 16 - at Fairmont State; 1/22/2005
2. 14 - at ETSU; 1/12/2013
14 - Stetson; 2/17/2012
14 - at USC Upstate; 2/28/2011
14 - Arkansas Tech University; 12/4/2004
6. 13 - Florida Christian Colleg; 1/11/2003
13 - at Warner Southern Colle; 1/16/2003
13 - Longwood; 1/24/2012
13 - at Nova Southeastern; 2/21/2007
13 - USC Upstate; 1/16/2016
13 - at Arizona State; 11/28/2007
13 - University of West Flori; 12/17/2004

3-point field goals attempted

1. 40 - Stetson; 2/17/2012
2. 37 - Mercer; 1/17/2008
3. 36 - at Warner Southern Colle; 1/16/2003
4. 34 - at Fairmont State; 1/22/2005
34 - at Clearwater Christian; 2/6/2003
34 - at Kentucky Wesleyan; 2/7/2004
34 - Florida Memorial; 12/29/2017
8. 33 - at ETSU; 1/12/2013
33 - Stetson; 2/23/2017
10. 32 - at Lipscomb; 1/14/2012
32 - Lipscomb; 1/17/2013
32 - North Greenville College; 2/17/2005
32 - Bethany Lutheran; 3/2/2005
32 - Youngstown State; 11/21/2015
32 - at FIU; 12/19/2017

3-point FG percentage (10 made)

1. .667 - at USC Upstate; 2/28/2011 (14-21)
.667 - Illinois Wesleyan Univer; 12/20/2003 (12-18)
3. .650 - at Nova Southeastern; 2/21/2007 (13-20)
4. .619 - USC Upstate; 1/16/2016 (13-21)
5. .588 - Webber International; 1/5/2016 (10-17)
6. .579 - at USC Upstate; 2/15/2014 (11-19)
.579 - Ave Maria; 11/15/2012 (11-19)
8. .565 - Longwood; 1/24/2012 (13-23)
9. .556 - at Palm Beach Atlantic; 2/2/2007 (10-18)
.556 - at Samford; 11/28/2012 (10-18)
.556 - at Massachusetts; 12/7/2014 (10-18)

Free throws made

1. 42 - vs University of North F; 11/13/2004
2. 41 - at Stetson; 1/25/2011
3. 31 - Stetson; 1/8/2009
31 - Lipscomb; 2/18/2016
5. 30 - vs Georgetown; 3/22/2013
30 - Maine; 12/29/2011
7. 29 - Warner Southern College; 1/30/2003
29 - at Jacksonville; 2/2/2013
29 - Illinois Wesleyan Univer; 12/20/2003
10. 28 - at USC Upstate; 2/18/2017

Free throws attempted

1. 60 - at Stetson; 1/25/2011
2. 55 - vs University of North F; 11/13/2004
3. 46 - at Grambling State Unive; 11/20/2010
4. 45 - Stetson; 1/8/2009
5. 44 - vs Georgetown; 3/22/2013
6. 42 - Youngstown State; 11/21/2015
7. 41 - Puerto Rico-Bayamon; 11/28/2006
8. 40 - at Valdosta State; 1/3/2006
40 - at USC Upstate; 2/18/2017
10. 39 - Lipscomb; 2/18/2016



Division-I Era: Since 2007-08
TEAM GAME RECORDS



Free throw percentage (10 made)

1. 1.000 - at FAU; 12/28/2016 (10-10)
2. .964 - NGCSU; 2/26/2007 (27-28)
3. .923 - Stetson; 1/10/2015 (12-13)
4. .917 - at Eastern Illinois; 2/16/2004 (22-24)
.917 - North Florida; 1/29/2018 (11-12)
6. .909 - at Kennesaw State; 1/25/2014 (20-22)
.909 - at Duke; 11/18/2012 (10-11)
.909 - at Baylor; 11/18/2016 (10-11)
9. .900 - Stetson; 1/6/2018 (18-20)
10. .895 - at Kennesaw State; 2/16/2008 (17-19)
.895 - Army; 12/30/2008 (17-19)

Most rebounds

1. 62 - Florida Christian Colleg; 1/11/2003
2. 61 - Youngstown State; 11/21/2015
3. 58 - at Southeastern College; 1/25/2003
58 - vs Marygrove; 2/15/2007
5. 57 - at Clearwater Christian; 2/6/2003
57 - NGCSU; 2/26/2007
57 - West Alabama; 11/24/2006
57 - Webber International; 11/29/2017
57 - Tuskegee; 12/4/2006
10. 56 - Puerto Rico Cayey; 11/19/2004

Most assists

1. 30 - Florida Christian Colleg; 1/11/2003
30 - Florida National; 12/22/2016
30 - Florida Tech; 12/31/2016
4. 29 - Trinity Baptist College; 2/3/2003
29 - Ave Maria; 11/29/2016
29 - Webber International; 11/29/2017
29 - Florida Tech; 12/4/2003
29 - Clearwater Christian Col; 12/7/2002
9. 27 - Stillman; 1/13/2007
27 - Florida College; 1/14/2003
27 - Johnson & Wales Universi; 2/15/2003
27 - vs Fairleigh Dickinson; 3/15/2016

Most steals

1. 22 - Florida Tech; 12/4/2003
2. 21 - at N.C. Central; 12/16/2009
21 - Pennsylvania; 12/29/2007
4. 19 - Davis & Elkins College; 12/16/2003
19 - Illinois Institute of Te; 12/19/2003
19 - Lipscomb; 2/17/2018
7. 17 - Goshen College; 1/2/2003
17 - Florida Christian Colleg; 1/11/2003
17 - Florida Southern; 1/20/2007
17 - Nova Southeastern; 1/24/2007
17 - at Clearwater Christian; 2/6/2003
17 - at Nova Southeastern; 11/17/2003
17 - Florida National; 12/22/2016

Most blocked shots

1. 13 - ETSU; 2/7/2013
2. 11 - at Campbell; 1/24/2008
11 - at Stetson; 2/7/2015
4. 10 - USC Upstate; 12/19/2011
10 - vs South Dakota; 12/28/2015
6. 9 - Stetson; 1/9/2016
9 - vs University of North F; 11/13/2004
9 - Eckerd; 11/18/2013
9. 8 - at Mercer; 1/16/2009
8 - Barry; 1/18/2006
8 - at Belmont; 1/28/2011
8 - Ohio; 11/19/2014



Division-I Era: Since 2007-08 INDIVIDUAL GAME RECORDS



Most points

- 37 - Bowie, Leighton; Illinois Wesleyan Univer; 12/20/2003
- 37 - Hopkins, Ryan; Florida College; 1/14/2003
- 37 - Hopkins, Ryan; Plymouth State College; 12/31/2002
- 36 - Hopkins, Ryan; at Fairmont State; 1/22/2005
- 34 - NORELIA, Marc-Eddy; Youngstown State; 11/21/2015
- 34 - THOMPSON, Bernard; Ohio; 11/19/2014
- 34 - Tisme, Robinson; Calumet College; 1/3/2003
- 33 - Coggins, Kelvin; vs University of North F; 11/13/2004
- 33 - Hopkins, Ryan; at Saint Leo University; 12/1/2004
- 32 - THOMPSON, Bernard; at USF; 12/17/2013

Field goals made

- 16 - Tisme, Robinson; Calumet College; 1/3/2003
- 14 - French, Andy; Trinity Baptist College; 2/3/2003
- 14 - THOMPSON, Bernard; Ohio; 11/19/2014
- 13 - FIELER, Chase; Hartford; 11/12/2013
- 13 - Hopkins, Ryan; Plymouth State College; 12/31/2002
- 13 - THOMPSON, Bernard; at USF; 12/17/2013
- 12 - GOODWIN, Brandon; at Florida State; 3/16/2017
- 12 - Hopkins, Ryan; Florida College; 1/14/2003
- 12 - Hopkins, Ryan; at Fairmont State; 1/22/2005
- 12 - NORELIA, Marc-Eddy; Youngstown State; 11/21/2015
- 12 - Tisme, Robinson; at Florida Tech; 12/19/2002

Field goals attempted

- 28 - Hopkins, Ryan; at Warner Southern Colle; 1/16/2003
- 27 - GOODWIN, Brandon; at Florida State; 3/16/2017
- 25 - Hopkins, Ryan; Florida College; 1/14/2003
- 25 - Hopkins, Ryan; at Kentucky Wesleyan; 2/7/2004
- 25 - WOHLLEB, Casey; Mercer; 1/17/2008
- 24 - Hopkins, Ryan; at Fairmont State; 1/22/2005
- 24 - NORELIA, Marc-Eddy; at Stetson; 2/25/2016
- 24 - WOHLLEB, Casey; at Mercer; 2/14/2008
- 23 - BROWN, Sherwood; at USC Upstate; 2/23/2012
- 23 - Hopkins, Ryan; at Saint Leo University; 12/1/2004
- 23 - Hopkins, Ryan; Drury University; 12/30/2004
- 23 - THOMPSON, Bernard; at USF; 12/17/2013
- 23 - Tisme, Robinson; Calumet College; 1/3/2003

Field goal percentage (8 made)

- 1.000 - McKNIGHT, Eric; Jacksonville; 2/6/2014 (11-11)
- .909 - JONES, Jamail; at Northern Kentucky; 2/12/2015 (10-11)
- .909 - NORELIA, Marc-Eddy; vs Fairleigh Dickinson; 3/15/2016 (10-11)
- .889 - MARKS, Kyle; Stetson; 1/8/2009 (8-9)
- .889 - MORANT, Demetris; at NJIT; 2/16/2017 (8-9)
- .889 - Martin, Kevin; at Lynn University; 12/9/2004 (8-9)
- .889 - NORELIA, Marc-Eddy; Eckerd; 1/2/2016 (8-9)
- .875 - French, Andy; Trinity Baptist College; 2/3/2003 (14-16)
- .846 - JOHNSON, Zach; Bowling Green; 11/23/2015 (11-13)
- .833 - BAKER, Reed; Southeast Missouri; 11/16/2010 (10-12)
- .833 - Bowie, Leighton; Davis & Elkins College; 12/16/2003 (10-12)
- .833 - TERRELL, Christian; Kennesaw State; 2/15/2018 (10-12)

3-point field goals made

- 12 - Hopkins, Ryan; at Fairmont State; 1/22/2005
- 11 - Hopkins, Ryan; Florida College; 1/14/2003
- 9 - Hopkins, Ryan; at Saint Leo University; 12/1/2004
- 9 - Hopkins, Ryan; Illinois Wesleyan Univer; 12/20/2003
- 9 - Hopkins, Ryan; Drury University; 12/30/2004
- 9 - Hopkins, Ryan; Plymouth State College; 12/31/2002
- 8 - Hopkins, Ryan; at Kentucky Wesleyan; 2/7/2004
- 8 - Hopkins, Ryan; Arkansas Tech University; 12/4/2004
- 8 - Hopkins, Ryan; Tri State University; 12/16/2002
- 7 - BROWN, Sherwood; at USC Upstate; 2/28/2011

7 - Hopkins, Ryan; Shaw University; 1/3/2004

- 7 - Hopkins, Ryan; at Warner Southern Colle; 1/16/2003
- 7 - Hopkins, Ryan; at Albany State Universi; 1/29/2005
- 7 - Hopkins, Ryan; Warner Southern College; 1/30/2003
- 7 - Hopkins, Ryan; at University of Central; 12/21/2002

3-point field goals attempted

- 23 - Hopkins, Ryan; Florida College; 1/14/2003
- 23 - Hopkins, Ryan; at Fairmont State; 1/22/2005
- 22 - Hopkins, Ryan; at Warner Southern Colle; 1/16/2003
- 22 - Hopkins, Ryan; Drury University; 12/30/2004
- 21 - Hopkins, Ryan; at Kentucky Wesleyan; 2/7/2004
- 20 - Hopkins, Ryan; at Saint Leo University; 12/1/2004
- 19 - Hopkins, Ryan; Arkansas Tech University; 12/4/2004
- 17 - Hopkins, Ryan; Shaw University; 1/3/2004
- 17 - Hopkins, Ryan; at Clearwater Christian; 2/6/2003
- 16 - Hopkins, Ryan; at Barry; 1/4/2005
- 16 - Hopkins, Ryan; at Johnson & Wales Unive; 1/18/2003
- 16 - Hopkins, Ryan; Warner Southern College; 1/30/2003
- 16 - Hopkins, Ryan; at Alabama-Huntsville; 2/3/2004

3-point FG percentage (6 made)

- .857 - VARIDEL, Christophe; at SMU; 11/19/2011 (6-7)
- .818 - Hopkins, Ryan; Illinois Wesleyan Univer; 12/20/2003 (9-11)
- .750 - THOMPSON, Bernard; at Duke; 11/18/2012 (6-8)
- .750 - THOMPSON, Bernard; at Massachusetts; 12/7/2014 (6-8)
- .750 - Wohlleb, Casey; at Palm Beach Atlantic; 2/2/2007 (6-8)
- .700 - BROWN, Sherwood; at USC Upstate; 2/28/2011 (7-10)
- .667 - BAKER, Reed; at Lipscomb; 1/3/2009 (6-9)
- .667 - Crislip, Bryan; at Florida Tech; 12/19/2002 (6-9)
- .643 - Hopkins, Ryan; Plymouth State College; 12/31/2002 (9-14)
- .615 - Hopkins, Ryan; Tri State University; 12/16/2002 (8-13)

Free throws made

- 19 - Bowie, Leighton; Illinois Wesleyan Univer; 12/20/2003
- 15 - GOODWIN, Brandon; at USC Upstate; 2/18/2017
- 14 - BAKER, Reed; at Grambling State Unive; 11/20/2010
- 14 - BANKS, Anthony; at Stetson; 1/25/2011
- 13 - Bowie, Leighton; Shaw University; 1/3/2004
- 12 - Bowie, Leighton; Lynn University; 11/22/2003
- 12 - Coggins, Kelvin; vs University of North F; 11/13/2004
- 12 - GOODWIN, Brandon; at Middle Tennessee; 11/21/2017
- 12 - O'NEIL, Derrick; FAU; 12/1/2008
- 11 - Bauer, Beau; Palm Beach Atlantic; 1/11/2007
- 11 - NORELIA, Marc-Eddy; Lipscomb; 2/18/2016

Free throws attempted

- 24 - BANKS, Anthony; at Stetson; 1/25/2011
- 20 - Bowie, Leighton; Illinois Wesleyan Univer; 12/20/2003
- 19 - Bowie, Leighton; Shaw University; 1/3/2004
- 17 - GOODWIN, Brandon; at USC Upstate; 2/18/2017
- 17 - GOODWIN, Brandon; at Middle Tennessee; 11/21/2017
- 16 - BAKER, Reed; at Grambling State Unive; 11/20/2010
- 16 - NORELIA, Marc-Eddy; Youngstown State; 11/21/2015
- 16 - O'NEIL, Derrick; FAU; 12/1/2008
- 16 - RIVERA, Marlon; Campbell; 2/19/2011
- 16 - THOMPSON, Bernard; vs Georgetown; 3/22/2013
- 16 - Tisme, Robinson; University Puerto Rico-B; 11/22/2002



Division-I Era: Since 2007-08 INDIVIDUAL GAME RECORDS



Free throw percentage (8 made)

1. 1.000 - BAKER, Reed; at Belmont; 1/5/2009 (8-8)
- 1.000 - BAKER, Reed; at North Florida; 12/2/2010 (8-8)
- 1.000 - BAKER, Reed; Army; 12/30/2008 (8-8)
- 1.000 - Bauer, Beau; Morehouse College; 2/24/2006 (9-9)
- 1.000 - Bowie, Leighton; Palm Beach Atlantic; 2/24/2004 (10-10)
- 1.000 - CHAMBERS, Reggie; Belmont; 2/20/2010 (8-8)
- 1.000 - COMER, Brett; at Stetson; 1/20/2012 (8-8)
- 1.000 - COMER, Brett; vs Florida A&M; 12/22/2013 (10-10)
- 1.000 - Coggins, Kelvin; vs University of North F; 11/13/2004 (12-12)
- 1.000 - Crislip, Bryan; Montevallo; 1/2/2005 (8-8)
- 1.000 - Crislip, Bryan; Warner Southern College; 1/30/2003 (10-10)
- 1.000 - Crislip, Bryan; Concordia College; 11/23/2002 (8-8)
- 1.000 - FIELER, Chase; at Kennesaw State; 1/25/2014 (9-9)
- 1.000 - FIELER, Chase; Campbell; 2/19/2011 (9-9)
- 1.000 - GOODWIN, Brandon; Webber International; 11/29/2017 (8-8)
- 1.000 - THOMPSON, Bernard; at Jacksonville; 2/2/2013 (8-8)
- 1.000 - THOMPSON, Bernard; at Samford; 11/28/2012 (8-8)
- 1.000 - TUCKER, Rayjon; at Lipscomb; 1/24/2016 (8-8)
- 1.000 - VARIDEL, Christophe; at Stetson; 1/25/2011 (9-9)
- 1.000 - VARIDEL, Christophe; ETSU; 2/4/2011 (8-8)

Most blocked shots

1. 8 - HICKS, Nate; Eckerd; 11/18/2013
2. 7 - MORANT, Demetris; at Stetson; 2/7/2015
3. 6 - MARKS, Kyle; Mercer; 2/14/2009
- 6 - Martin, Kevin; vs University of North F; 11/13/2004
5. 5 - FIELER, Chase; Lipscomb; 1/17/2013
- 5 - FIELER, Chase; USC Upstate; 12/19/2011
- 5 - HICKS, Nate; at USF; 12/17/2013
- 5 - MARKS, Kyle; UNF; 1/8/2010
- 5 - MORANT, Demetris; Stetson; 1/9/2016
- 5 - MORANT, Demetris; North Florida; 2/25/2015
- 5 - NARMBAYE, Roman; at Campbell; 1/24/2008
- 5 - NARMBAYE, Roman; at Kennesaw State; 2/16/2008
- 5 - NORELIA, Marc-Eddy; vs South Dakota; 12/28/2015

Most rebounds

1. 19 - HICKS, Nate; at USF; 12/17/2013
- 19 - Liddell, Adam; vs Marygrove; 2/15/2007
3. 18 - Liddell, Adam; Apprentice School; 2/10/2006
- 18 - NORELIA, Marc-Eddy; Youngstown State; 11/21/2015
- 18 - TERRELL, Christian; Youngstown State; 11/21/2015
6. 17 - MORANT, Demetris; Jacksonville; 1/28/2017
- 17 - MORANT, Demetris; Georgia Southern; 12/13/2016
8. 16 - O'NEIL, Derrick; at Stetson; 12/4/2008
- 16 - Tisme, Robinson; Calumet College; 1/3/2003
10. 15 - FIELER, Chase; ETSU; 3/6/2014
- 15 - Liddell, Adam; Puerto Rico-Cayey; 11/20/2006
- 15 - NORELIA, Marc-Eddy; Stetson; 2/27/2017

Most assists

1. 16 - Crislip, Bryan; at Johnson & Wales Unive; 1/18/2003
- 16 - Crislip, Bryan; Tri State University; 12/16/2002
- 16 - Crislip, Bryan; Anderson University; 12/29/2002
4. 15 - Crislip, Bryan; Florida College; 1/14/2003
- 15 - Crislip, Bryan; Illinois Wesleyan Univer; 12/20/2003
6. 14 - COMER, Brett; vs San Diego State; 3/24/2013
- 14 - COMER, Brett; at Massachusetts; 12/7/2014
- 14 - Crislip, Bryan; at Kentucky Wesleyan; 2/7/2004
9. 13 - Crislip, Bryan; at WV State College; 1/8/2003
- 13 - QUAINTANCE, Rob; Kennesaw State; 1/19/2008

Most steals

1. 8 - Crislip, Bryan; at Clearwater Christian; 2/6/2003
2. 7 - BAKER, Reed; ETSU; 1/12/2009
- 7 - QUAINTANCE, Rob; at Stetson; 2/23/2008
- 7 - Quaintance, Rob; Puerto Rico-Bayamon; 11/28/2006
5. 6 - BAKER, Reed; at North Florida; 12/2/2010
- 6 - Crislip, Bryan; Johnson & Wales Universi; 2/15/2003
- 6 - GRAF, Dajuan; Stetson; 3/4/2014
- 6 - LIDDELL, Adam; Pennsylvania; 12/29/2007
- 6 - O'NEIL, Derrick; at Jacksonville; 2/21/2009
- 6 - Quaintance, Rob; Florida Southern; 1/20/2007
- 6 - Quaintance, Rob; at Lynn; 12/9/2006
- 6 - THOMPSON, Bernard; Stetson; 1/25/2013
- 6 - THOMPSON, Bernard; at Stetson; 2/22/2013
- 6 - THOMPSON, Bernard; ETSU; 3/6/2014

2017-18 TV / RADIO SPEED CHART



BRANDON GOODWIN
G | 6-2 | 180 | R-Sr.
NORCROSS, GA.



TROY BAXTER JR.
F | 6-8 | 200 | RS
TALLAHASSEE, FLA.



JOSHUA KO
G | 6-1 | 167 | R-Sr.
KAILUA, H.I.



DARNELL ROGERS
G | 5-2 | 150 | Fr.
BALTIMORE, MD.



ZACH JOHNSON
G | 6-2 | 195 | R-Jr.
MIAMI, FLA.



KYLE HOFFMAN
G | 5-9 | 140 | So.
LAWRENCE, KANSAS



CHRISTIAN TERRELL
G | 6-5 | 187 | Sr.
JACKSONVILLE, FLA.



RAYSEAN SCOTT JR.
F | 6-7 | 213 | So.
COMPTON, CALIF.



RICKY DOYLE
F | 6-10 | 253 | R-Jr.
CAPE CORAL, FLA.



RYAN MCADOO
G | 6-5 | 190 | Fr.
BOCA RATON, FLA.



BRADY ERNST
F | 6-10 | 230 | R-So.
CLINTON, IOWA



CHRISTIAN CARLYLE
G | 6-6 | 210 | So.
JACKSONVILLE, FLA.



MICHAEL GILMORE
F | 6-10 | 210 | R-Jr.
JACKSONVILLE, FLA.



BRIAN THOMAS
F | 6-9 | 240 | Fr.
KENNESAW, GA.



DINERO MERCURIUS
G | 6-4 | 200 | R-Jr.
ORLANDO, FLA.



ANTRAVIOUS SIMMONS
F | 6-9 | 250 | R-Sr.
MIAMI, FLA.



DOLAN MAHONEY
G | 6-2 | 185 | Jo.
BRADENTON, FLA.



RYAN ROCUANT
C | 6-10 | 220 | Fr.
ESTERO, FLA.



Joe Dooley
Head Coach
5th Season
29th Overall
GW '88




Michael Fly
Assistant Coach
7th Season
10th Overall
Kentucky '06




Tom Abatemarco
Assistant Coach
3rd Season
43rd Overall
Dowling '74



David Cason
Assistant Coach
1st Season
23rd Overall
Illinois State '96



Tyler Schwab
Dir. of Operations
5th Season
5th Overall
Spring Hill '12



Lawrence Brenneman
Video Operations
3rd Season
24th Overall
Geneva (Pa.) '85