



# 2017-18 MEN'S BASKETBALL #DUNKCITY INFOGRAPHIC GAME NOTES

2013: SWEET 16 | 2014: NIT | 2015: CIT | 2016: NCAA | 2017: NCAA  
2013, '16, '17: ASUN TOURNAMENT CHAMPIONS | 2014, '17: ASUN REGULAR SEASON CHAMPIONS  
Contact: Jason MacBain | Email: jmacbain@fgcu.edu | Cell: 315.750.0236 | Office: 239.590.7061 | Twitter: @JaBain

## SCHEDULE / RESULTS

### NOVEMBER

<b>NIT</b>	<b>11</b>	<b>ILLINOIS STATE</b> <b>ESPN 3</b>	<b>W, 98-87</b>
	13	@ Siena	W, 86-53
	18	@ Bowling Green	L, 83-80
<b>NCAA</b>	<b>21</b>	@ Middle Tennessee	L, 85-72

	<b>24</b>	<b>DENVER</b> <b>ESPN 3</b>	<b>W, 79-71</b>
	<b>25</b>	<b>NAVY</b> <b>ESPN 3</b>	<b>W, 70-54</b>
	<b>26</b>	<b>ST. FRANCIS BROOKLYN</b> <b>ESPN 3</b>	<b>W, 75-51</b>
	<b>29</b>	<b>WEBBER INT'L</b> <b>ESPN 3</b>	<b>W, 115-61</b>

### DECEMBER

<b>NCAA</b>	<b>2</b>	<b>MIDDLE TENNESSEE</b> <b>ESPN 3</b>	<b>L, 81-76</b>
	<b>5</b>	<b>FAU</b> <b>ESPN 3</b>	<b>L, 92-88</b>

<b>NIT</b>	<b>9</b>	@ rv UT Arlington <b>ESPN 3</b>	W, 85-78
------------	----------	---------------------------------	----------

	<b>16</b>	<b>ORAL ROBERTS</b> <b>ESPN 3</b>	<b>L, 83-64</b>
	<b>19</b>	@ FIU	L, 91-88

<b>NCAA</b>	<b>22</b>	@ #11 Wichita State	L, 75-65
-------------	-----------	---------------------	----------

<b>NCAA</b>	<b>27</b>	@ rv Rhode Island	L, 80-60
-------------	-----------	-------------------	----------

	<b>29</b>	<b>FLORIDA MEMORIAL</b> <b>ESPN 3</b>	<b>W, 76-42</b>
	<b>31</b>	<b>FLORIDA TECH</b> <b>ESPN 3</b>	<b>W, 62-54</b>

### JANUARY

	<b>6</b>	<b>STETSON</b> <b>ESPN 3</b>	<b>W, 90-52</b>
--	----------	------------------------------	-----------------

<b>CIT</b>	<b>11</b>	<b>USC UPSTATE</b> <b>ESPN 3</b>	<b>W, 75-58</b>
------------	-----------	----------------------------------	-----------------

	<b>13</b>	<b>NJIT</b> <b>ESPN 3</b>	<b>W, 68-54</b>
--	-----------	---------------------------	-----------------

	<b>18</b>	@ Lipscomb <b>ESPN 3</b>	W, 88-83
--	-----------	--------------------------	----------

	<b>20</b>	@ Kennesaw State <b>ESPN 3</b>	4:30 pm
--	-----------	--------------------------------	---------

	<b>24</b>	@ North Florida <b>ESPN 3</b>	7 pm
--	-----------	-------------------------------	------

<b>CIT</b>	<b>27</b>	<b>JACKSONVILLE</b> <b>ESPN 3</b>	<b>7 PM</b>
------------	-----------	-----------------------------------	-------------

	<b>29</b>	<b>NORTH FLORIDA</b> <b>ESPN 3</b>	<b>7 PM</b>
--	-----------	------------------------------------	-------------

### FEBRUARY

<b>CIT</b>	<b>3</b>	@ Jacksonville <b>ESPN 3</b>	6 pm
------------	----------	------------------------------	------

	<b>8</b>	@ NJIT <b>ESPN 3</b>	7 pm
--	----------	----------------------	------

<b>CIT</b>	<b>10</b>	@ USC Upstate <b>ESPN 3</b>	4 pm
------------	-----------	-----------------------------	------

	<b>15</b>	<b>KENNESAW STATE</b> <b>ESPN 3</b>	<b>7 PM</b>
--	-----------	-------------------------------------	-------------

	<b>17</b>	<b>LIPSCOMB</b> <b>ESPN 3</b>	<b>7 PM</b>
--	-----------	-------------------------------	-------------

	<b>22</b>	@ Stetson <b>ESPN 3</b>	7 pm
--	-----------	-------------------------	------

	<b>26</b>	ASUN Quarterfinals <b>ESPN 3</b>	TBA
--	-----------	----------------------------------	-----

### MARCH

	<b>1</b>	ASUN Semifinals <b>ESPN 3</b>	TBA
--	----------	-------------------------------	-----

	<b>4</b>	ASUN Final <b>ESPN</b>	TBA
--	----------	------------------------	-----

^ Homewood Suites FGCU Shootout  
\* ASUN Conference Game  
ASUN Tournament - On Campus, Higher Seed

FGCU\_MBB

@FGCU\_MBB (12,696 followers)

/FGCUMBB (19,811 likes)

@FGCU\_MBB (6,173 followers)

/FGCUAthletics (450,439 views)



@FGCU\_MBB  
13-8, 4-0

## FGCU @ KENNESAW STATE

Kennesaw, Ga. | KSU Convocation Center (4,600)

Video: ESPN3 | WatchESPN App

Live Stats: StatBroadcast

Series History: FGCU Leads, 16-6

Series Note: FGCU Has Won 14 In A Row

#DunkCity | #ASUNMBB

HC: Joe Dooley (161-106)

HC: Al Skinner (415-344)



@KSUOWlsMBB  
5-14, 1-3



## 2017-18 PRESEASON FAVORITES

FGCU has won each of the past two ASUN tournaments - and three of the last five - and is installed this year as the preseason league favorites to repeat again with seven of eight 1st-place votes (63 points). Kennesaw State was picked 5th with 28 points.

Despite luggage and travel issues which delayed FGCU's arrival into Nashville just five hours before game time on Thursday, the Eagles overcame an 18-point 2nd-half deficit to post an 88-83 win over Lipscomb. The 18-point comeback was the largest overcome in program history, besting the previous mark of 17 set twice in the 2005-06 season and the 16-point Division-I record last year against UT Arlington.

The Eagles have won 14-straight games against Kennesaw State - the longest streak by a current ASUN team over another current league member.

FGCU is alone in 1st place with a 4-0 ASUN record, one game clear of 3-1 Jacksonville and already two games up on NJIT, Stetson and North Florida.

## PROBABLE STARTERS

**0 BRANDON GOODWIN (G)**  
R-Sr. | 6-2 | 180 | Norcross, GA  
17.4 PPG | 5.9 RPG | 5.1 APG

Unanimous ASUN Preseason Player of the Year



**5 ZACH JOHNSON (G)**  
R-Jr. | 6-2 | 195 | Miami, FL  
14 PPG | 3.3 RPG | 3 APG

ASUN Preseason All-Conference Team Selection



**11 CHRISTIAN TERRELL (G)**  
Sr. | 6-5 | 187 | Jacksonville, FL  
11.8 PPG | 5.4 RPG | .514 FG%

Leads FGCU Guards In Field-Goal Percentage



**31 DINERO MERCURIUS (G)**  
R-Jr. | 6-4 | 200 | Orlando, FL  
8.8 PPG | 38 3PTs | .442 3PT%

Three Or More 3-Pointers In Nine Games This Year



**15 RICKY DOYLE (F)**  
R-Jr. | 6-10 | 253 | Cape Coral, FL  
5.8 PPG | 3.6 RPG | .580 FG%

Season-High-Tying 11 Points vs. USC Upstate



## TWEETABLES

### 5 THINGS TO KNOW IN 280 🗨️ OR LESS

**1)** With a victory, FGCU would post its seventh-straight win, which would be tied for the 2nd-longest in D-I program history, bested by only a 10-game stretch in 2014-15.

**2)** FGCU is looking to start an ASUN season 5-0 for the first time since joining D-I and the league in 2007-08. The Green and Blue's previous best-ever start was 4-0 in 2015-16.

**3)** The win over Lipscomb marked the first time this year FGCU has won a game decided by five points or less (1-4) and the first time it emerged victorious when trailing at the half (1-5; trailed, 48-40).

**4)** FGCU has won eight-straight road ASUN games dating back to last season's perfect 7-0 mark.

**5)** Brandon Goodwin is leading FGCU in scoring (17.4), rebounding (5.9) and assists (5.1). He needs just five points for 1,000 in his two-year stint with FGCU (currently 1,385 for his career).



## MATCHUP BREAKDOWN



70.9	POINTS PER GAME	79
78.4	POINTS ALLOWED	69.9
-3.1	REBOUND MARGIN	+5.6
14.8	ASSISTS PER GAME	15.3
14.3	TURNOVERS PER GAME	14.6
7.2	STEALS PER GAME	7

While FGCU has a 16-6 edge in the all-time series with Kennesaw State - including the aforementioned 14-game winning streak - the matchups in recent years have been close. Each of the last nine meetings between FGCU and KSU have been decided by 12 points or fewer. FGCU's last loss to the Owls occurred at Kennesaw on Feb. 10, 2011, 69-68.

## INSIDE THE STATISTICS

FGCU leads the ASUN in field-goal percentage at .486 and by averaging 79 points per game, while Kennesaw State ranks last with 70.9 points per game. The Eagles also lead the league in points allowed at only 69.9 per outing, in addition to pacing the conference in field-goal percentage defense at .412.

## INCREDIBLE COMEBACK

Trailing 66-48 with less than 13 minutes remaining Thursday at Lipscomb, FGCU put together an incredible 33-4 run to create an 81-70 lead and put the game out of reach.

The win over Florida Tech on Dec. 31 was highlighted by a pair of milestone accomplishments as Zach Johnson became just the 9th member of the program's 1,000-point club, while Joe Dooley reached 100 career wins with the Eagles.

## PAINT EMPHASIS

FGCU led the nation in points in the paint last year (41.3 per game; 38.2 this year), and they have either tied or out-scored 19 of its first 21 opponents this season in the paint:

Illinois State: 48-34 (+14)
@ Siena: 50-16 (+34)
@ Bowling Green: 44-32 (+12)
@ Middle Tennessee: 34-32 (+2)
Denver: 35-32 (+3)
Navy: 36-32 (+4)
St. Francis Brooklyn: 48-24 (+24)
Webber International: 70-28 (+42)
Middle Tennessee: 30-46 (-16)
FAU: 42-34 (+8)
@ rv UT Arlington: 26-26 (0)
Oral Roberts: 22-58 (-36)
@ FIU: 34-26 (+8)
@ #11 Wichita State: 28-16 (+12)
@ rv Rhode Island: 36-28 (+8)
Florida Memorial: 42-12 (+30)
Florida Tech: 38-20 (+18)
Stetson: 28-20 (+8)
USC Upstate: 40-22 (+18)
NJIT: 38-26 (+12)
@ Lipscomb: 34-32 (+2)
<b>Total: +207 / +9.8 Margin Per Game</b>

## ASUN STANDINGS

Team	ASUN			OVERALL			STREAK
	W	L	W%	W	L	W%	
1) FGCU	4	0	1.000	13	8	.619	W6
2) Jacksonville	3	1	.750	9	12	.429	L1
3) Stetson	2	2	.500	10	11	.476	L2
NJIT	2	2	.500	9	10	.474	W1
North Florida	2	2	.500	8	13	.381	L1
6) Lipscomb	1	3	.250	11	8	.579	L3
USC Upstate	1	3	.250	6	15	.286	W1
Kennesaw State	1	3	.250	5	14	.263	W1

## FGCU NATIONAL RANKS

**32** 3PT% D  
.310

**33** FG%  
.486

**9** RBS  
810

20th - Zach Johnson, Total Steals (42)  
32nd - Brandon Goodwin, Total Assists (107)

In its eight losses, FGCU is averaging 34.1 rebounds per game, has a -3.9 rebounding margin and is -39 in second-chance points. In its 13 wins, FGCU is averaging 41.3 rebounds per game, has a +11.4 rebounding margin and is +23 in second-chance points.

## STILL SORTING IT OUT

21 games into the year, FGCU has already used 13 different starting lineups - tied for the 2nd-most in the nation:

- 1) Pittsburgh: 14 In 19 Games
- 2) FGCU: 13 In 21 Games
- UT Martin: 13 In 20 Games
- Bryant: 13 In 19 Games
- 5) UTEP: 12 In 18 Games

## ODDS &amp; ENDS

In the 13 games it has out-rebounded its opponent this year, FGCU has done so by at least a +15 margin in seven of those (6-1 record in those games) ... the win over Siena on Nov. 13 marked **Joe Dooley's** 150th career victory ... **the 33-point road win (86-53) was tied for the largest victory away from home in D-I program history**, and was tied for Siena's largest home defeat in its D-I history (since 1976-77).

## MILESTONE TRACKER

FGCU is within reach of several milestone victory marks.

All-Time Record: 298-203 (2 More Wins For 300)  
All-Time Record In D-I Era: 184-164 (16 More Wins For 200)  
All-Time Record At Home: 202-63 (Win 200 On Jan. 11)  
All-Time Record vs. ASUN: 95-81 (5 More Wins For 100)

## #WEAREFGCU

When referring to the University, please be aware of the following policy regarding usage. First references to the intercollegiate athletic programs should be only **FGCU** (preferred) or **Florida Gulf Coast University**. The only secondary references used should be **Florida Gulf Coast** or **Eagles**. Please refrain from using Fla. Gulf Coast, FG Coast, Gulf Coast or any other similar combination.



## #DEPTHCITY

FGCU has already had 10 different players reach double-figure points in a game - the third-straight season that has occurred. Every FGCU player also has a positive plus/minus ratio. Below is a list of players who have scored 10 or more points in a game this season, how many times they have led (or tied) the team in scoring and their season high.

Zach Johnson (5)	27
Brandon Goodwin (11 - 1 tie)	26
Christian Terrell (4 - 1 tie)	20
Christian Carlyle	18
Dinero Mercurius (1)	16
Antravious Simmons (1)	15
RaySean Scott Jr.	15
Ricky Doyle	11
Darnell Rogers	11
Michael Gilmore	10

## RECORD ROAD WINNING STREAKS --- SNAPPED EARLIER THIS YEAR ---

GONZAGA: 11      FGCU: 10

FGCU had won a program-best 10-straight road games dating back to last year - the 2nd-longest road winning streak in the country - before a last-second loss at Bowling Green on Nov. 18. Gonzaga had the longest streak at 11 in a row just ahead of the Eagles, but now Wichita State (11) has that claim.

The Eagles finished a program-best 7-0 on the road in the ASUN last year, surpassing the previous single-season record for wins of five. FGCU is the first ASUN institution to go undefeated on the road in conference action since former league member Samford went 8-0 in 1998-99.

Overall, FGCU was a program-best 10-3 away from Alico Arena last season, with all three losses coming by single digits.

## FGCU GROWTH

FGCU moved to the Division-I ranks in 2007-08, becoming post-season eligible for the 2011-12 season. After starting their D-I transition with five-straight losing seasons, the Eagles have now posted five-consecutive 20-win seasons. After not finishing higher than 6th place in the ASUN the first five years, FGCU has finished no worse than a tie for 2nd each of the past four seasons.

YEAR	OVERALL	ASUN	ASUN FINISH
2007-08	10-21	6-10	T-8
2008-09	11-20	7-13	9
2009-10	8-21	5-15	T-10
2010-11	10-20	7-13	7
2011-12	15-17	8-10	T-6
2012-13	26-11	13-5	2
2013-14	22-13	14-4	T-1
2014-15	22-11	11-3	2
2015-16	21-14	8-6	T-2
2016-17	26-8	12-2	1
2017-18	13-8	4-0	
<b>D-I Total</b>	<b>184-164</b>	<b>95-81</b>	
<b>Since '12-13</b>	<b>130-65</b>	<b>62-20</b>	

#DunkCity

## RECORD SEASON

Program Single Season

POINTS
Brandon Goodwin (2016-17) 629
Marc-Eddy Norelia (2015-16) 597
Ryan Hopkins (2002-03) 580



GOODWIN

Brandon Goodwin was the unanimous 2017 ASUN Newcomer of the Year, in addition to being named ASUN First Team, ASUN Tournament MVP and setting a league record by securing six ASUN Newcomer of the Week honors. He was also named to the NABC All-District First Team after setting a program record by scoring 629 points. He hit three game-winning shots and led FGCU in scoring (18.5) and assists (4.1). More info on his bio page.

## SCHEDULE RUNDOWN

FGCU played six non-conference games against teams that finished in the top 40 of the RPI last year. Each of those teams won at least 25 games and played in the postseason. The Eagles went 2-4 against the group:

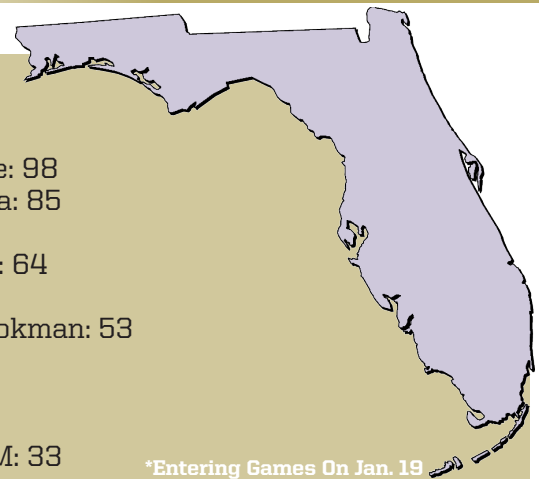
Nov. 11: vs. 39 Illinois State (28-7, NIT) | W, 98-87  
 Nov. 21: @ 34 Middle Tennessee (31-5, NCAA) | L, 85-72  
 Dec. 2: vs. 34 Middle Tennessee | L, 81-76  
 Dec. 9: @ 40 UT Arlington (27-9, NIT) | W, 85-78  
 Dec. 22: @ 29 Wichita State (31-5, NCAA) | L, 75-65  
 Dec. 27: @ 31 Rhode Island (25-10, NCAA) | L, 80-60

Each of those NCAA Tournament opponents won a March Madness game last year, and the other two claimed three total victories in the NIT. Those opponents went a combined 142-36 (.798 winning percentage) last season and posted an average RPI of 34.

## MOST WINS IN FLORIDA

Since 2013-14 Season

- 1) Florida: 112
- 2) FGCU: 104
- 3) Miami: 103
- 4) Florida State: 98
- 5) North Florida: 85
- 6) UCF: 73
- 7) Jacksonville: 64
- 8) FIU: 59
- 9) Bethune-Cookman: 53
- 10) Stetson: 51
- 11) FAU: 46
- 12) USF: 44
- 13) Florida A&M: 33



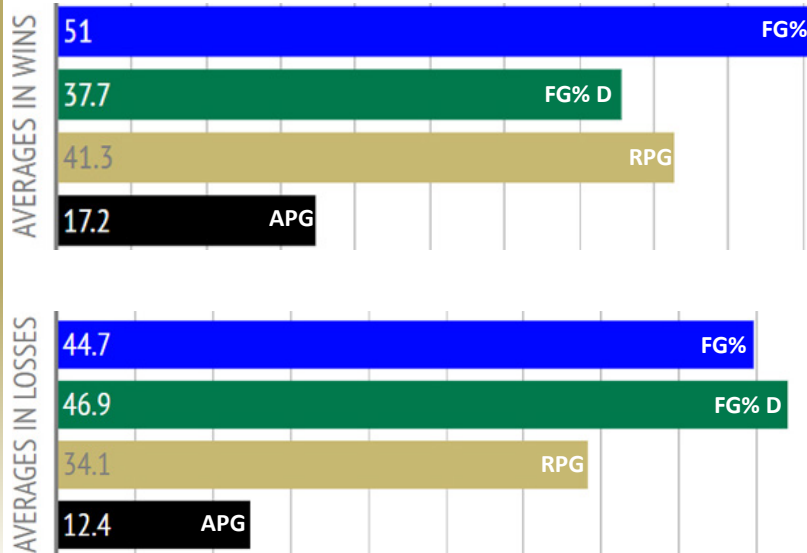
\*Entering Games On Jan. 19

FGCU is the only D-I team in the state of Florida which has posted four-straight 20-win seasons (five-consecutive for the Eagles). As FGCU has moved among some of the preeminent teams in the state, it has done so with Florida talent. Last year, Florida natives were responsible for 80 percent of FGCU's points and 75 percent of the Green and Blue's rebounds and assists.

This season, eight of FGCU's 13 scholarship players hail from the Sunshine State, and including walk-ons there are 11 total players from Florida on the 2017-18 roster.



# W-L AVERAGES



## RECORDS UNDER DOOLEY

FGCU has the following records under the direction of Joe Dooley, who is in his 5th year with the Eagles in 2017-18:

**Leading At The Half:** 80-7 (.920) - 3 Losses This Year

**Holding Opponent Below 40% FG:** 59-6 (.908)

**Grabbing More Rebounds:** 82-16 (.837)

**Scoring Between 70-79 Points:** 59-13 (.819)

**Scoring 80+ Points:** 45-8 (.849) - 3 Losses This Year

## 2017-18 DUNK COUNTER

vs. Illinois State: 2 (Goodwin, Johnson)  
 @ Siena: 4 (Goodwin (2), Johnson, Doyle)  
 @ Bowling Green: 2 (Ernst, Doyle)  
 @ Middle Tennessee: 1 (Doyle)  
 vs. Denver: 1 (Scott Jr.)  
 vs. Navy: 1 (Carlyle)  
 vs. St. Francis Brooklyn: 1 (Doyle)  
 vs. Webber International: 13 (Johnson (3), Scott Jr. (3), Ernst (2), Doyle (2), Carlyle (2), Simmons)  
 vs. Middle Tennessee: 2 (Johnson, Simmons)  
 vs. FAU: 1 (Scott Jr.)  
 @ rv UT Arlington: 1 (Johnson)  
 vs. Oral Roberts: 3 (Gilmore)  
 @ FIU: 2 (Ernst, Scott Jr.)  
 @ #11 Wichita State: 0  
 @ rv Rhode Island: 0  
 vs. Florida Memorial: 6 (Gilmore (3), Terrell (2), Ernst)  
 vs. Florida Tech: 7 (Gilmore (2), Doyle (2), Carlyle, Terrell, Ernst)  
 vs. Stetson: 1 (Scott Jr.)  
 vs. USC Upstate: 6 (Johnson (2), Gilmore (2), Doyle, Scott Jr.)  
 vs. NJIT: 3 (Johnson, Gilmore, Doyle)  
 @ Lipscomb: 0



**57**

2016-17 TOTAL: 159  
 2015-16 TOTAL: 78  
 2014-15 TOTAL: 93  
 2013-14 TOTAL: 98  
 2012-13 TOTAL: 148

**2017-18 LEADERS:**  
 Gilmore: 11  
 Doyle: 10  
 Johnson: 10  
 Scott Jr.: 8  
 Ernst: 6  
 Carlyle: 4  
 Terrell: 3  
 Goodwin: 3  
 Simmons: 2

## RETWEETS

**1)** FGCU is more than halfway to its sixth-straight 20-win season. If that were to occur, the Eagles would become the first school in the history of the ASUN (since 1978-79) to secure six-consecutive 20-win seasons.

**2)** The Eagles scored 70+ points in each of their first 11 games, coming one performance short of matching the 2003-04 team for most consecutive games to start a season (12) with scoring 70 or more points.

**3)** FGCU has allowed two opponents to score 90+ in regulation this year. In the previous four years, that had only occurred two times total.

**4)** The 83-64 loss at home to Oral Roberts on Dec. 16 was tied for the worst home non-conference loss in the program's D-I history (77-58 vs. Drexel on Nov. 14, 2007).

**5)** The Eagles shot 50.7 percent from the floor against FAU - their 2nd-highest shooting percentage in a loss in D-I non-conference history (61.4 percent at TCU on Nov. 11, 2011).

## BY THE NUMBERS

**3** Three times entering this year (all in 2002-03) that FGCU had lost when scoring 85+ in a game - something that has now happened twice this season already.

**4** FGCU hit four game-winning shots/freethrows last year in the final 35 seconds: Christian Terrell (1) and Brandon Goodwin (3).

**58** FGCU allowed FAU to score 58 points in the 2nd half on Dec. 5 - the 2nd-most the Eagles have allowed in their D-I history (59, Mercer).

**62** Since the start of the 2012-13 season, FGCU boasts a 62-20 (.756) record in ASUN regular-season games - 12 more wins than any other team in the league (North Florida, 50).

**270** FGCU has made at least one 3-pointer in 270 straight games (Jan. 8, 2010).

**98** The 98 points against Illinois State this year were the most in a season opener in program history. The previous high was 90 in the program's first-ever game in 2002-03 versus Puerto Rico-Bayamon.





## RANKINGS RUNDOWN

In the USA Today Coaches/Associated Press polls, Wichita State is ranked #4/7 in the country, while Rhode Island is receiving votes.

Additionally, in Joe Lunardi's latest ESPN Bracketology, he has Wichita State (2 seed) and Rhode Island (9 seed) included. Lunardi has currently has FGCU as a 16 seed, and did have the Eagles as high as a 14 seed earlier in the year.

### SOUTH

1 VIRGINIA		
FLORIDA GULF COAST	★	
8 NEVADA		
9 Texas		
		Charlotte

## BUILDING A TRADITION

FGCU is believed to be the only men's D-I program in NCAA history to make five postseason appearances in its first six years of eligibility (2013: NCAA; 2014: NIT; 2015: CIT; 2016: NCAA; 2017: NCAA).

The Eagles are also one of just 23 teams in the nation to have won at least 20 games and made postseason appearances in each of the past five seasons. Of those 23 teams, only six are mid-major schools, as FGCU joins Vermont, Belmont, New Mexico State, Iona and UC Irvine to hold that distinction.

## NATION'S ELITE

FGCU is one of only seven schools in the country which has had its men's and women's teams win at least 20 games in five-straight seasons, joining:



Additionally, with both the men's and women's teams winning at least 26 games last season, FGCU is one of only three non-Power 5 schools in the nation to boast that claim along with Gonzaga and Bucknell. In total, only nine schools had both its men's and women's basketball teams record at least 26 victories a year ago:



## MID-MAJOR POLL

\* Records Entering The Week \*

#	Team (1st Votes)	Rcd.	Pts.	LW	Conference
1.	Gonzaga (27)	16-3	771	1	West Coast
2.	Saint Mary's (4)	17-2	748	2	West Coast
3.	New Mexico State	15-3	682	3	Western Athletic
4.	Louisiana	15-3	670	4	Sun Belt
5.	ETSU	14-4	605	5	Southern
6.	South Dakota State	16-5	595	7	Summit
7.	BYU	15-4	577	8	West Coast
8.	Furman	13-5	490	6	Southern
9.	Loyola Chicago	14-4	487	12	Missouri Valley
10.	Stephen F. Austin	15-3	423	11	Southland
11.	South Dakota	15-5	417	14	Summit
12.	Missouri State	14-5	389	9	Missouri Valley
13.	Wofford	12-5	350	17	Southern
14.	Georgia Southern	14-5	346	22	Sun Belt
15.	Charleston	12-6	297	10	Colonial
16.	Vermont	13-5	256	21	America East
17.	Towson	13-6	254	13	Colonial
18.	UC Santa Barbara	12-5	215	15	Big West
19.	Buffalo	12-5	188	25	Mid-American
20.	UNC Greensboro	12-5	182	18	Southern
21.	Albany	14-5	169	23	America East
22.	San Diego	13-5	130	19	West Coast
23.	Murray State	13-4	98	20	Ohio Valley
24.	Montana	13-5	87	NR	Big Sky
25.	Wright State	13-5	74	NR	Horizon

**Bold Denotes FGCU Opponent | FGCU Receiving Votes (6)**

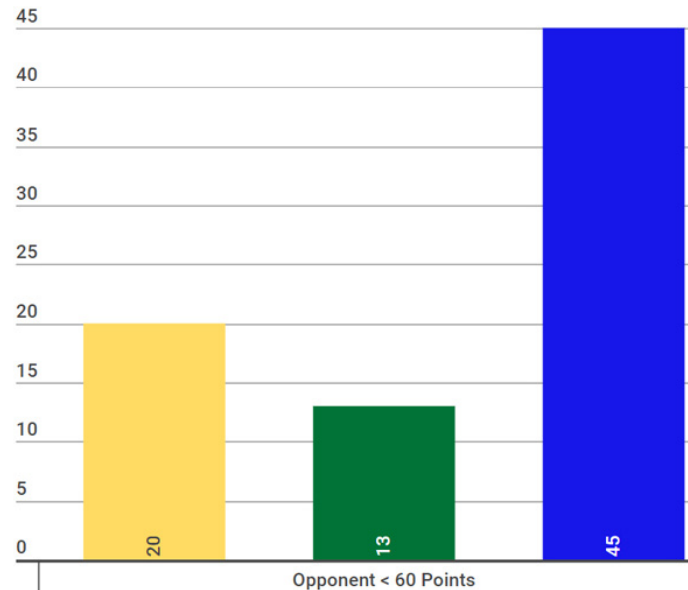
**FGCU Opponents Receiving Votes:**

UT Arlington (44), Bowling Green (6)

With its win over Fairleigh Dickinson in the 2016 First Four, FGCU secured its third NCAA Tournament victory in four years (at the time). **The Eagles are the only current ASUN member which has won an NCAA Tournament game, and are responsible for three of the league's seven all-time NCAA Tournament victories, dating back to the ASUN's initial appearance in March Madness in 1981.**



# LOCKING IN ON D



Since Dooley took over FGCU in 2013-14, FGCU has held 45 teams to 60 points or fewer. The Sweet Sixteen team in 2012-13 held 13 opponents to 60 points or fewer, but prior to that - in five seasons of D-I history - FGCU teams had only held opponents to 60 points or fewer 20 times.

The Eagles have led the ASUN in scoring defense in three of Dooley's four years with FGCU and finished 2nd in the other season. **Last year, the Eagles paced the conference by holding opponents to just 69.3 points per game - exactly six points better than any other team.**

**FGCU has a pair of players related to Naismith Basketball Hall of Famers in Michael Gilmore and walk-on Ryan McAdoo. Gilmore is the nephew of Artis Gilmore, a six-time NBA All-Star, while McAdoo is the son of Bob McAdoo, a five-time NBA All-Star and NBA MVP in 1975.**

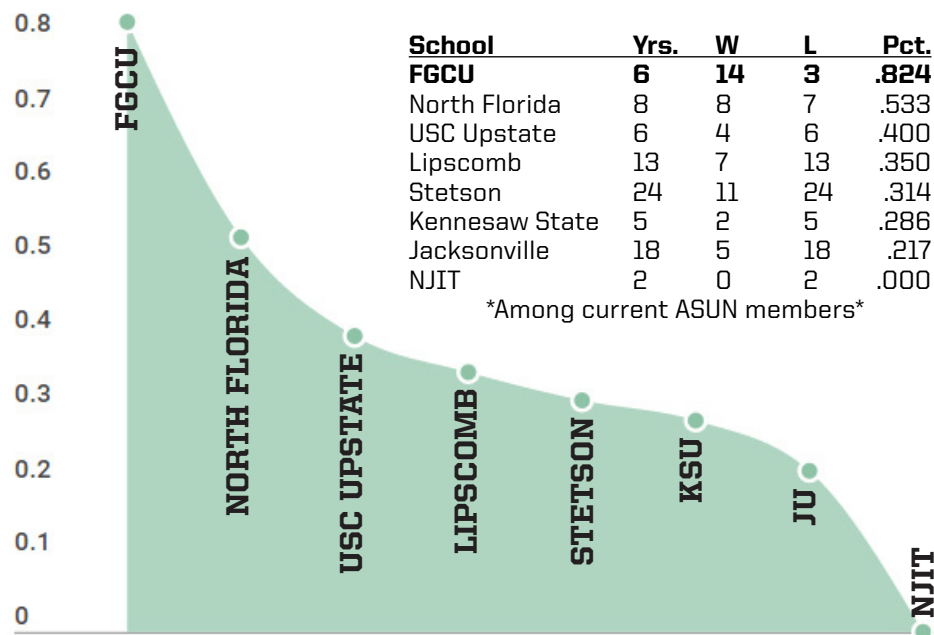
At just 5-foot-2-inches, freshman **Darnell Rogers** is by far the smallest D-I player in the nation. The next smallest player is Mount St. Mary's Junior Robinson at 5-5.

**Rogers is believed to be the smallest scholarship D-I men's basketball player in history.** While not confirmed due to many teams not being able to verify early-year rosters, only one player has been confirmed as smaller than 5-2, and that was Dayton's Keith Braswell at exactly 5 foot. However, Braswell was a walk-on during his one season with the Flyers in 1994-95.

More recently, Malcolm Reid - a 5-2 walk-on at Southeastern Louisiana in 2015-16 - matched Rogers' height, but he once again was also a walk-on. Darnell's father, Shawnta, stood at 5-4 and put together a heralded career at George Washington, ultimately culminating in him winning Atlantic 10 Conference Player of the Year in 1999.



## ALL-TIME ASUN TOURNAMENT WIN%



### FGCU YEAR-BY-YEAR

- 2012: Lost to Belmont in the Final
- 2013: Defeated Mercer to win the ASUN Championship
- 2014: Lost to Mercer in the Final
- 2015: Lost to USC Upstate in the Semifinals
- 2016: Defeated Stetson to win the ASUN Championship
- 2017: Defeated North Florida to win the ASUN Championship

FGCU is one of only two active ASUN members (North Florida, 2015) to have won an ASUN Tournament Championship. FGCU won its third title in six years, with the three championships being tied already for the 3rd-most in ASUN history (since 1979). Only Belmont (five titles from 2006-12) and UCF (four titles from 1994-05) have more.



# PROTECTING THE ROCK



FGCU set the single-season program record with nine games of single-digit turnovers in 2015-16, surpassing the previous record of eight from 2014-15. Eight single-digit turnover games is exactly how many the Eagles had in their entire pre-D-I history. In 2013-14, FGCU had six single-digit turnover games. **Under Dooley, the Eagles have posted 32 of the program's 38 single-digit turnover games in the D-I era.**

## D-I IMPROVEMENT

Coinciding with taking care of the ball better, FGCU has steadily improved its D-I record nearly every season, and has increased its winning percentage under each of its now three D-I era coaches.

2007-08	10-21
2008-09	11-20
2009-10	8-21
2010-11	10-20
<b>Dave Balza: 39-82 (.322)</b>	

2011-12	15-17
2012-13	26-11
<b>Andy Enfield: 41-28 (.594)</b>	
2013-14	22-13
2014-15	22-11
2015-16	21-14
2016-17	26-8
2017-18	13-8
<b>Joe Dooley: 104-54 (.658)</b>	

## LOOKING AHEAD & BACK

**The Eagles are the defending ASUN regular-season and two-time defending tournament champions. FGCU is installed as the preseason ASUN favorites, predicted to return to the NCAA Tournament for a third-straight year and fourth time in the past six seasons.**

Last season, FGCU claimed its first outright ASUN regular-season title (12-2) and second overall. **The Eagles set a program D-I regular-season record with 23 wins and tied the all-time victory mark of 26,** finishing one triumph shy of matching the program's all-time mark. FGCU set D-I program single-season records in points per game (79.4), rebound margin (+5.4) and field goal percentage (.499) - 5th-best in the nation.

**The Eagles made their third NCAA Tournament appearance in five years (six seasons of eligibility) and earned a program-best No. 14 seed.** Despite losing its leading rebounder and shot blocker in Demetris Morant early in the 2nd half with an ankle injury, FGCU went on to fall to 3rd-seeded Florida State - the second-tallest team in the nation - by just six points, 86-80.

## HOME SUCCESS



FGCU is 85-17 at Alico Arena since 2012-13. The Eagles are 10-3 this year, went 16-3 last season, 16-4 in 2015-16, 13-4 in 2014-15, 15-2 in 2013-14 and 15-1 in 2012-13.



#DunkCity



Despite only becoming Division-I postseason eligible for the 2011-12 season, FGCU has already claimed an impressive 17 wins in the postseason.

## ASUN 14-3 NCAA 3-3 NIT 0-1

FGCU is the only FGCUschool in D-I history to reach the championship game of its conference tournament in each of its first three seasons of eligibility. The Eagles went 2-1 in 2012 (lost to Belmont), 3-0 in 2013 (defeated Mercer) and 2-1 in 2014 (lost to Mercer). After losing in the semifinals in 2015, the Eagles have gone 6-0 in the last two years in the AUN Tournament.

The Eagles received a No. 8 seed in the NIT in 2014 and traveled to No. 1 Florida State, falling just short (58-53) to the eventual NIT semifinalists.

## CIT 0-1

FGCU made its first appearance in the CIT in 2015, falling at home to Texas A&M-Corpus Christi, 75-69.



# FGCU TRADITION

**FGCU has made five postseason appearances in only six years of D-I eligibility: 2013 NCAA, 2014 NIT, 2015 CIT, 2016 NCAA, 2017 NCAA. FGCU is believed to be the only D-I program in NCAA history to make five postseason appearances in its first six years of eligibility.**

## 2007-08

FGCU's first D-I season and first year as a member of the ASUN. The Eagles defeat North Florida, 70-67, in their first-ever league game and finish the year 6-10 in the ASUN (T-8th of 12 teams).

## 2008-09

The Eagles don't win a road game all season (0-14) and finish 7-13 in the ASUN (9th of 11 teams).

## 2009-10

The team wins its fewest ASUN games in single-season program history with just five en route to a 5-15 record (T-10th of 11 teams).

## 2010-11

FGCU starts 0-7 in league play, but begins to set the tone for a drastic shift in program history by finishing 7-6 on its way to a 7-13 ASUN record (7th of 11 teams).

## 2011-12

FGCU's first season of D-I postseason eligibility. The Eagles go 8-10 in the ASUN (T-6th of 11 teams) and earn the No. 6 seed in the conference tournament. FGCU defeats No. 3 USC Upstate, 71-61, upsets host and No. 2 Mercer in the semifinals, 62-58, before falling short in the title game to top-seeded Belmont, 83-69, after holding a 42-39 halftime lead.

## 2014-15

FGCU goes 11-3 in the ASUN (2nd of 8 teams) and receives the No. 2 seed, but falls at home in the ASUN semifinals to No. 3 USC Upstate, 63-62.

By reaching the ASUN Championship Final Game in each of its first three seasons of eligibility, FGCU became the only school in NCAA history to accomplish that feat.

# 1

## 2016-17



After claiming its first outright regular-season crown with a 12-2 record, FGCU beat Stetson by 30 points in the quarterfinals, knocked off Kennesaw State in the semifinals and then used a big 2nd half to run away from rival North Florida in the final to cut down the nets for the third time in five years.

## 2012-13



In just its second season of D-I postseason eligibility, FGCU goes 13-5 in the ASUN, earns the No. 2 seed in the conference tournament and for the second-straight year defeats Mercer on its home court -- this time in the final -- to earn an NCAA Tournament berth. The Eagles went on to become the only team in NCAA history to advance to the Sweet Sixteen as a 15 seed.

## 2013-14



FGCU wins its first ASUN regular-season championship with a record of 14-4 and earns the top seed in the ASUN tournament. But this time, No. 2-seeded Mercer defeats the Eagles on their home court in the title game, 68-60, and goes on to knock off Duke in the NCAA Tournament as a 14 seed.

## 2015-16



FGCU won its 2nd ASUN Tournament Championship in four years with an 80-78 overtime win over 7th-seeded Stetson. The Eagles tied for 2nd in the league, but received the 4th seed and defeated 5th-seeded Kennesaw State, 74-64, before dominating at top-seeded North Florida, 89-56, in the semifinals - the largest loss a top seed has ever suffered in the A-Sun Championship (since 1979).





# THE BIRTH OF DUNK CITY

March 22 & 24, 2013 • Philadelphia, Pa.



**#15 FGCU 78 #2 Georgetown 68**



**#15 FGCU 81 #7 San Diego State 71**

FGCU used five 2nd-half dunks and a 21-2 run to turn a 31-31 game at the 17:27 mark into a 52-33 Eagles' lead by the 12:30 mark. With Georgetown trying to mount a comeback in the closing two minutes, sophomore point guard Brett Comer threw a brazen one-handed alley-oop to Chase Fieler, who finished with one hand and Georgetown never got closer than five the rest of the night.


Leading 54-52 with 11:30 left, FGCU went on a 17-0 run to open up a 71-54 advantage with less than four minutes remaining. The 10-point final margin was the closest SDSU would get in the final eight minutes. After not having any dunks in the 1st half against Georgetown, the Eagles finished with 10 in the closing 60 minutes - the Georgetown 2nd half and entire SDSU game.

## THE ONLY 15 SEED TO EVER ADVANCE TO THE SWEET 16

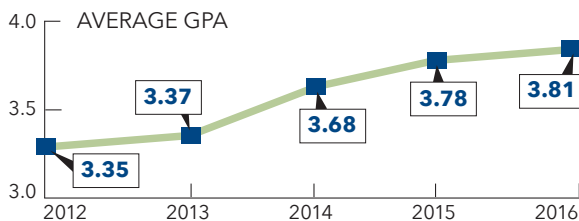
DUNK CITY EFFECT

THE MEN'S BASKETBALL TEAM'S DUNK CITY RUN AMPLIFIED THE FGCU EFFECT IN A HOST OF WAYS. HERE ARE A FEW:

### FGCU STUDENT ENROLLMENT



### ACADEMIC PROFILE OF ENTERING FRESHMEN



### AVERAGE SAT SCORE

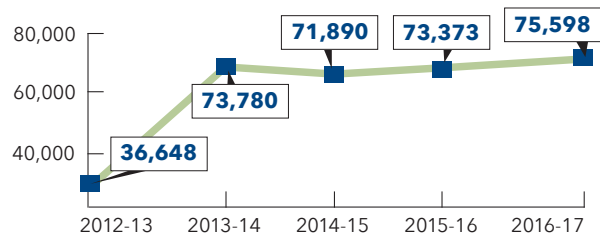
(INCLUDES WRITING)

FALL 2012  
**1528**  
FALL 2015  
**1592**

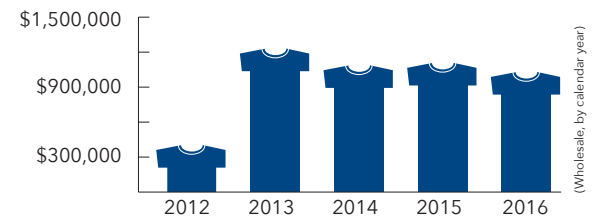
### AVERAGE ACT SCORE

FALL 2012  
**21.8**  
FALL 2015  
**24.1**

### TOTAL YEARLY ATTENDANCE AT MEN'S HOME BASKETBALL GAMES



### SALES OF LICENSED FGCU MERCHANDISE



### FUNDRAISING STRIDES

**2012-13** \$14 million  
**2015-16** \$33 million\*

\*Original \$18 million surpassed

### ALUMNI PARTICIPATION RATE

2012-13 / 2.75%  
2015-16 / 5.3%





# DUNK CITY IMPACT

The national exposure from the Eagles' run to the Sweet Sixteen as a No. 15 seed in 2013 has had far-reaching impacts throughout the university and Southwest Florida:

>>> A 27-percent increase in freshman applications the next year, allowing the school to become more selective in its admission. The average high school GPA of admitted students has increased every year from 3.35 in Fall 2012 to 3.81 in Fall 2016.

>>> The university's fundraising office doubled its number of alumni donors in a year.

>>> The Athletic Department posted a record \$4.8 million in external revenues during the 2016 fiscal year, up from \$4.4 million in 2015 and a significant jump from only \$3.1 million in 2013 prior to the run to the Sweet Sixteen.

>>> Since 2013-14, FGCU has been responsible for roughly one-third of the entire ASUN's home attendance over that time.

>>> Last year, supporters filled Alico Arena to an average of nearly 4,000 fans per game - 92 percent capacity of The Nest's 4,333 seats. In terms of percentage capacity, that ranked 31st in the nation - ahead of Miami, UConn, Notre Dame, UCLA and many other marquee programs.

SECOND ROUND			
	78	68	
THIRD ROUND			
	81	71	



>>> Earned his 100th career win on Feb. 21, 2015, at home against USC Upstate, 86-72. As FGCU's 3rd head coach in the D-I era (since 2007-08), he already holds the record for most wins (104).

Following called timeouts last year, FGCU ranked 4th in the nation in points per possession at 1.059 (leader: UCLA, 1.083).



# JOE DOOLEY

## HOMETOWN

West Orange, N.J.

## EDUCATION

George Washington University '88  
(B.A. in Speech Communications)

## ANNOUNCED AS FGCU HEAD COACH

Wednesday, April 17, 2013

## FAMILY

Tanya (Wife) | Max (Son)

## COACHING CAREER

1988-91: South Carolina, Assistant  
1991-95: East Carolina, Assistant  
1995-99: East Carolina, Head  
1999-2000: New Mexico, Assistant  
2000-02: New Mexico, Associate Head  
2002-03: Wyoming, Assistant  
2003-2013: Kansas, Assistant  
2013-Present: FGCU, Head

## IN SHORT

Dooley was named the 2017 ASUN Coach of the Year and the 2017 NABC District 3 Coach of the Year after leading the Eagles to a D-I program record 26 wins. He has coached eight all-conference selections at the helm of the Green and Blue. In August of 2013, ESPN named Dooley one of the top-two new hires positioned for success. Prior to FGCU, he was an assistant coach at Kansas for a decade, winning 300 games, reaching six Sweet Sixteen rounds and winning the 2008 National Championship.

## THE DOOLEY WORKSHEET - AS HEAD COACH

RECORD				
YEAR	SCHOOL	OVERALL	CONFERENCE	POSTSEASON
1995-1996	East Carolina	17-11	9-9 (T-4th; CAA)	-
1996-1997	East Carolina	17-10	9-7 (T-3rd; CAA)	-
1997-1998	East Carolina	10-17	5-11 (T-7th; CAA)	-
1998-1999	East Carolina	13-14	7-9 (7th; CAA)	-
2013-2014	FGCU	22-13	14-4 (T-1st; ASUN)	NIT 1st Rd
2014-2015	FGCU	22-11	11-3 (2nd; ASUN)	CIT 1st Rd
2015-2016	FGCU	21-14	8-6 (T-2nd; ASUN)	NCAA 1st Rd (First 4 Win)
2016-2017	FGCU	26-8	12-2 (1st; ASUN)	NCAA 1st Rd
2017-2018	FGCU	13-8	4-0 (1st; ASUN)	-
<b>TOTAL</b>	<b>8+ SEASONS</b>	<b>161-106 (.603)</b>	<b>  AT FGCU: 104-54 (.658)</b>	

## THE DOOLEY WORKSHEET - AS AN ASSISTANT COACH

RECORD				
YEAR	SCHOOL	OVERALL	CONFERENCE	POSTSEASON
1988-1989	South Carolina	19-11	8-4 (Metro Conf.)	NCAA 1st Rd
1989-1990	South Carolina	14-14	6-8 (Metro Conf.)	-
1990-1991	South Carolina	20-13	5-9 (Metro Conf.)	NIT 2nd Rd
1991-1992	East Carolina	10-18	4-10 (7th; CAA)	-
1992-1993	East Carolina	14-16	4-10 (7th; CAA)	NCAA 1st Rd
1993-1994	East Carolina	15-12	7-8 (5th; CAA)	-
1994-1995	East Carolina	18-11	7-8 (4th; CAA)	-
1999-2000	New Mexico	18-14	9-5 (3rd; Mountain West)	NIT 2nd Rd
2000-2001	New Mexico	21-13	6-8 (T-5th; Mountain West)	NIT Quarterfinal
2001-2002	New Mexico	16-14	6-8 (6th; Mountain West)	NIT 1st Rd
2002-2003	Wyoming	21-11	8-6 (T-4th; Mountain West)	NIT 2nd Rd
2003-2004	Kansas	24-9	12-4 (T-2nd; Big 12)	NCAA Elite 8
2004-2005	Kansas	23-7	12-4 (T-1st; Big 12)	NCAA 1st Rd
2005-2006	Kansas	25-8	13-3 (T-1st; Big 12)	NCAA 1st Rd
2006-2007	Kansas	33-5	14-2 (1st; Big 12)	NCAA Elite 8
2007-2008	Kansas	37-3	13-3 (T-1st; Big 12)	NCAA Champions
2008-2009	Kansas	27-8	14-2 (1st; Big 12)	NCAA Sweet 16
2009-2010	Kansas	33-3	15-1 (1st; Big 12)	NCAA 2nd Rd
2010-2011	Kansas	35-3	14-2 (1st; Big 12)	NCAA Elite 8
2011-2012	Kansas	32-7	16-2 (1st; Big 12)	NCAA Runner-Up
2012-2013	Kansas	31-6	14-4 (T-1st; Big 12)	NCAA Sweet 16
<b>TOTAL</b>	<b>21 SEASONS</b>	<b>486-206 (.702)</b>		





# ROSTER BREAKDOWN

NO.	NAME	POS.	HT.	WT.	YR.	HOMETOWN/PREVIOUS SCHOOL(S)
0	Brandon Goodwin	G	6-2	180	R-Sr.	Norcross, Ga./UCF/Norcross HS
1	Troy Baxter Jr. ^	F	6-8	200	So.	Tallahassee, Fla./UNLV/Oldsmar Christian HS
2	Joshua Ko *	G	6-1	167	R-Sr.	Kailua, H.I./Pittsburgh/Kalaheo HS
3	Darnell Rogers	G	5-2	150	Fr.	Baltimore, Md./Shiloh HS/Believe Prep/Indian Land HS
5	Zach Johnson	G	6-2	195	R-Jr.	Miami, Fla./Norland HS
10	Kyle Hoffman * ^	G	5-9	140	So.	Lawrence, Kansas/Ottawa University (Kansas)/Lawrence HS
11	Christian Terrell	G	6-5	187	Sr.	Jacksonville, Fla./Providence HS
12	Mark Matthews * ^	G	6-6	215	Jr.	Fort Myers, Fla./USC Aiken/UNCW/Fort Myers HS
13	RaySean Scott Jr.	F	6-7	213	So.	Compton, Calif./Compton HS
15	Ricky Doyle	F	6-10	253	R-Jr.	Cape Coral, Fla./Michigan/Bishop Verot HS
20	Ryan McAdoo *	G	6-5	190	Fr.	Boca Raton, Fla./St. Andrews HS
21	Brady Ernst	F	6-10	230	R-So.	Clinton, Iowa/Indian Hills CC/Iowa State/Clinton HS
23	Christian Carlyle	G	6-6	210	So.	Jacksonville, Fla./Bishop Kenny HS
24	Michael Gilmore	F	6-10	210	R-Jr.	Jacksonville, Fla./Miami/VCU/Rickards HS
30	Brian Thomas	F	6-9	240	Fr.	Kennesaw, Ga./Kell HS
31	Dinero Mercurius	G	6-4	200	R-Jr.	Orlando, Fla./Daytona State/UTRGV/USF/Faith Baptist Christian HS
32	Antravious Simmons	F	6-9	250	R-Sr.	Miami, Fla./VCU/South Miami HS
33	Dolan Mahoney *	G	6-2	185	Jr.	Bradenton, Fla./IMG Academy
55	Ryan Rocuant *	C	6-10	220	Fr.	Estero, Fla./Estero HS

^ Will sit out and utilize a redshirt season in 2017-18 in accordance with NCAA transfer rules.

\* Walk On

## TRANSFERS ELIGIBLE

### PLAYER NOTES

Ricky Doyle	Played in 67 of a possible 68 games at Michigan; started 30; averaged 4.9 ppg & 2.5 rpg; .624 FG%
Michael Gilmore	Eligible in mid-December; 12 pts, 8 rbs w/ VCU vs. Oklahoma in 2016 NCAA Tournament; 18 starts

## KEY NEWCOMERS

### PLAYER NOTES

Darnell Rogers	23 ppg, 7 apg, 2 spg @ Believe Prep in 2016-17; played AAU for Team CP3; son of GW star Shawnta Rogers
Brian Thomas	3-star recruit by Rivals; ranked as the 16th-best player in Georgia; 5 blocks per game as a junior

## TRANSFERS SITTING OUT

### PLAYER NOTES

Troy Baxter Jr.	4.3 ppg, 2.3 rpg as a freshman at UNLV; double-figure points 4 times; .415 FG %
Mark Matthews	15.5 ppg last year at D-II USC Aiken; played 23 games with D-I UNC Wilmington as freshman in '15-'16



Joe Dooley  
Head Coach  
5th Season  
29th Overall  
GW '88



Michael Fly  
Assistant Coach  
7th Season  
10th Overall  
Kentucky '06



Tom Abatemarco  
Assistant Coach  
3rd Season  
43rd Overall  
Dowling '74



David Cason  
Assistant Coach  
1st Season  
23rd Overall  
Illinois State '96



Tyler Schwab  
Dir. of Operations  
5th Season  
5th Overall  
Spring Hill '12



Lawrence Brenneman  
Video Operations  
3rd Season  
24th Overall  
Geneva (Pa.) '85





# BRANDON GOODWIN

R-Sr. | G | 6-2 | 180 | Norcross, Ga. | UCF | Norcross HS

## RECORD PERFORMANCES

### POINTS

Career 30 @ Houston (1/6/15)  
Season 26 vs. Middle Tennessee (12/2/17)  
ASUN 29, 2x, Last @ USC Upstate (2/18/17)

### REBOUNDS

Career 11, 2x, Last vs. FAU (12/5/17)  
Season 11 vs. FAU (12/5/17)  
ASUN 10, 3x, Last vs. NJIT (1/13/18)

### ASSISTS

Career 13 @ Tulane (2/19/15)  
Season 11 vs. Florida Tech (12/31/17)  
ASUN 9 @ Lipscomb (1/18/18)

### STEALS

Career 4, 5x, Last vs. NJIT (1/21/17)  
Season 3, 3x, Last @ Lipscomb (1/18/18)  
ASUN 4 vs. NJIT (1/21/17)

### FIELD GOALS MADE

Career 12, 2x, Last vs. Florida State (3/16/17)  
Season 10 vs. FAU (12/5/17)  
ASUN 11 vs. North Florida (1/30/17)

### FIELD GOALS ATTEMPTED

Career 27 vs. Florida State (3/16/17)  
Season 21 @ #11 Wichita State (12/22/17)  
ASUN 19, 3x, Last vs. Lipscomb (2/9/17)

### FREE THROWS MADE

Career 15 @ USC Upstate (2/18/17)  
Season 12 @ Middle Tennessee (11/21/17)  
ASUN 15 @ USC Upstate (2/18/17)

### FREE THROWS ATTEMPTED

Career 17, 2x, Last @ Middle Tennessee (11/21/17)  
Season 17 @ Middle Tennessee (11/21/17)  
ASUN 17 @ USC Upstate (2/18/17)

### 3-POINT FIELD GOALS MADE

Career 4, 4x, Last @ NJIT (2/16/17)  
Season 3, 3x, Last vs. Oral Roberts (12/16/17)  
ASUN 4 @ NJIT (2/16/17)

### 3-POINT FIELD GOALS ATTEMPTED

Career 10 vs. Florida State (3/16/17)  
Season 9 vs. Denver (11/24/17)  
ASUN 8, 2x, Last vs. Stetson (2/23/17)

### MINUTES

Career 50 vs. Tulane (1/14/15)  
Season 38, 4x, Last vs. Florida Tech (12/31/17)  
ASUN 39 vs. Lipscomb (2/9/17)

## MISCELLANEOUS

	Season	Career
Double-Doubles	4	8
Double-Figure Points	18	68
20+ Points	10	25
5+ Rebounds	13	40
7+ Assists	7	19
Double-Figure Assists	2	4
Games W/ Multiple 3s	6	24
Games W/ Multiple Steals	8	29

## CAREER STATS

Season	gp-gs	min/avg	Total fg-fga	pct	3-Point fg-fga	pct	F-Throws ft-fa	pct	Rebounds off	def	tot	avg	pf	fo	ast	to	blk	stl	pts	avg
2013-14*	28-9	412/14.7	25-63	.397	4-18	.222	29-49	.592	14	39	53	1.9	29	0	49	30	1	13	83	3.0
2014-15*	30-30	1013/33.8	108-247	.437	17-65	.262	74-122	.607	36	81	117	3.9	59	1	127	88	4	37	307	10.2
2016-17	34-34	1073/31.6	219-428	.512	55-156	.353	136-172	.791	28	126	154	4.5	73	1	139	72	2	41	629	18.5
2017-18	21-20	681/32.4	124-273	.454	22-89	.247	96-127	.756	24	99	123	5.9	29	0	107	61	1	25	366	17.4
TOTAL	55-54	1754/31.9	343-701	.489	77-245	.314	232-299	.776	52	225	277	5.0	102	1	246	133	3	66	995	18.1
All*	113-93	3179/28.1	476-1011	.471	98-328	.299	335-470	.713	102	345	447	4.0	190	2	422	251	8	116	1385	12.3

#DunkCity

## UNANIMOUS ASUN PRESEASON PLAYER OF THE YEAR LOU HENSON AWARD WATCH LIST (Nation's Best Mid-Major Player)



@goodysav

### NOTEWORTHY

107 assists are the 32nd-most in the nation ... double-figure points in 19 of 21 games ... six-straight 20+ point games in December ... **ASUN Player of the Week (Dec. 11)** ... flirted with the program's first-ever triple-double, finishing with 21 points, 10 rebounds and 8 assists versus NJIT on ... followed it up with 22 points, 9 assists and 6 rebounds at Lipscomb, with 20 points coming in the 2nd half.

### 2016-17 HIGHLIGHTS

ASUN Newcomer of the Year (Unanimous)

ASUN First Team

NABC District 3 First Team

ASUN Tournament MVP

ASUN All-Tournament Team

6x ASUN Newcomer of the Week (ASUN Record)

## GAME-BY-GAME STATS

Opponent	Date	gs	min	Total		3-Pointers		Free throws		Rebounds				pf	a	t/o	blk	stl	pts	avg	
				fg-fga	pct	3fg-fga	pct	ft-fa	pct	off	def	tot	avg								
ILLINOIS STATE	11/11/17	*	36	6-13	.462	0-1	.000	9-12	.750	2	6	8	8.0	0	7	2	0	3	21	21.0	
at Siena	11/13/17	*	26	6-13	.462	1-6	.167	3-3	1.000	0	2	2	5.0	2	4	6	0	2	16	18.5	
at Bowling Green	11/18/17	*	33	4-16	.250	1-6	.167	8-10	.800	1	6	7	5.7	1	5	2	0	1	17	18.0	
at Middle Tennessee	11/21/17	*	37	4-12	.333	0-4	.000	12-17	.706	0	5	5	5.5	4	3	5	0	0	20	18.5	
DENVER	11/24/17	*	34	5-12	.417	3-9	.333	3-4	.750	0	4	4	5.2	1	3	2	0	1	16	18.0	
NAVY	11/25/17	*	33	7-11	.636	2-6	.333	3-4	.750	0	4	4	5.0	1	2	4	0	0	19	18.2	
ST. FRANCIS BROOKLYN	11/26/17	*	27	2-13	.154	1-4	.250	0-0	.000	0	4	4	4.9	1	2	2	0	0	5	16.3	
WEBBER INTERNATIONA	11/29/17	*	25	3-11	.273	0-4	.000	8-8	1.000	1	1	2	4.5	1	10	2	1	1	14	16.0	
MIDDLE TENNESSEE	12/2/17	*	38	8-17	.471	3-7	.429	7-9	.778	2	4	6	4.7	1	3	1	0	2	26	17.1	
FAU	12/5/17	*	37	10-20	.500	0-2	.000	3-5	.600	4	7	11	5.3	2	4	0	0	0	23	17.7	
at rv UT Arlington	12/9/17	*	36	7-17	.412	1-3	.333	8-9	.889	2	3	5	5.3	2	8	3	0	2	23	18.2	
ORAL ROBERTS	12/16/17	*	30	7-12	.583	3-6	.500	3-3	1.000	0	1	1	4.9	0	5	6	0	1	20	18.3	
at FIU	12/19/17	*	38	8-14	.571	2-6	.333	6-10	.600	4	5	9	5.2	2	8	5	0	2	24	18.8	
at #11 Wichita State	12/22/17	*	38	9-21	.429	1-6	.167	1-2	.500	3	5	8	5.4	2	3	3	0	1	20	18.9	
at rv Rhode Island	12/27/17	*	33	3-9	.333	0-2	.000	4-5	.800	1	3	4	5.3	2	2	1	0	0	10	18.3	
FLORIDA MEMORIAL	12/29/17	*	22	5-9	.556	1-3	.333	0-0	.000	0	5	5	5.3	1	3	3	0	2	11	17.8	
FLORIDA TECH	12/31/17	*	38	5-10	.500	0-4	.000	3-5	.600	0	6	6	5.4	2	11	4	0	0	13	17.5	
STETSON	1/6/18	*	23	6-8	.750	1-2	.500	5-6	.833	1	6	7	5.4	2	4	4	0	3	18	17.6	
USC UPSTATE	1/11/18	*	28	3-7	.429	0-1	.000	1-2	.500	0	9	9	5.6	0	3	0	0	0	7	17.0	
NJIT	1/13/18	*	34	8-13	.615	2-4	.500	3-4	.750	2	8	10	5.9	0	8	3	0	1	21	17.2	
at Lipscomb	1/18/18	*	35	8-15	.533	0-3	.000	6-9	.667	1	5	6	5.9	2	9	3	0	3	22	17.4	
Totals			20	681	124-273	.454	22-89	.247	96-127	.756	24	99	123	5.9	29	107	61	1	25	366	17.4

Games played: 21  
Minutes/game: 32.4  
Points/game: 17.4  
FG Pct: 45.4  
3FG Pct: 24.7  
FT Pct: 75.6

Rebounds/game: 5.9  
Assists/game: 5.1  
Turnovers/game: 2.9  
Assist/turnover ratio: 1.8  
Steals/game: 1.2  
Blocks/game: 0.0



# 5 ZACH JOHNSON

**R-Jr. | G | 6-2 | 195 | Miami, Fla. | Norland HS**

## RECORD PERFORMANCES

### POINTS

Career	27 vs. Illinois State (11/11/17)
Season	27 vs. Illinois State (11/11/17)
ASUN	25 @ Jacksonville (2/1/16)

### REBOUNDS

Career	6, 2x, Last vs. NJIT (1/13/18)
Season	6 vs. NJIT (1/13/18)
ASUN	6, 2x, Last vs. NJIT (1/13/18)

### ASSISTS

Career	9 @ Georgia Southern (12/4/16)
Season	8 vs. Oral Roberts (12/16/17)
ASUN	7 vs. Lipscomb (2/18/16)

### STEALS

Career	4, 5x, Last vs. Denver (11/24/17)
Season	4, 2x, Last vs. Denver (11/24/17)
ASUN	4 vs. North Florida (1/30/17)

### FIELD GOALS MADE

Career	11 vs. Bowling Green (11/23/15)
Season	8, 2x, Last vs. USC Upstate (1/11/18)
ASUN	9 @ Jacksonville (2/1/16)

### FIELD GOALS ATTEMPTED

Career	19 vs. Illinois State (11/11/17)
Season	19 vs. Illinois State (11/11/17)
ASUN	16, 2x, Last vs. North Florida (1/30/17)

### FREE THROWS MADE

Career	9 @ Lipscomb (1/14/17)
Season	8 vs. Illinois State (11/11/17)
ASUN	9 @ Lipscomb (1/14/17)

### FREE THROWS ATTEMPTED

Career	15 vs. Siena (12/9/16)
Season	10 vs. Middle Tennessee (11/21/17)
ASUN	12 @ Lipscomb (1/14/17)

### 3-POINT FIELD GOALS MADE

Career	6 vs. Stetson (2/23/17)
Season	5, 3x, Last vs. Stetson (1/6/18)
ASUN	6 vs. Stetson (2/23/17)

### 3-POINT FIELD GOALS ATTEMPTED

Career	12, 2x, Last vs. Florida Memorial (12/29/17)
Season	12, 2x, Last vs. Florida Memorial (12/29/17)
ASUN	11 vs. Stetson (2/23/17)

### MINUTES

Career	42, 2x, Last @ USC Upstate (2/18/17)
Season	39 vs. Illinois State (11/11/17)
ASUN	42 @ USC Upstate (2/18/17)

## MISCELLANEOUS

	Season	Career
Double-Figure Points	14	55
20+ Points	2	8
Team Leader/Scoring	5	16
Double-Doubles		
5+ Rebounds	5	13
5+ Assists	3	20
Double-Figure Assists		
Team Leader/Assists	5	32
Games W/ A Steal	21	62

## CAREER STATS

Season	gp-gs		min/avg		Total		3-Point		F-Throws		Rebounds				Scoring					
					fg-fga	pct	fg-fga	pct	ft-fa	pct	off	def	tot	avg	pf	fo	ast	to	blk	stl
2015-16	35-20		941/26.9		141-298	.473	27-71	.380	78-120	.650	11	78	89	2.5	83	2	115	82	19	31
2016-17	33-32		967/29.3		136-357	.381	54-157	.344	67-106	.632	18	75	93	2.8	77	2	102	88	12	45
2017-18	21-21		654/31.1		103-234	.440	36-102	.353	51-66	.773	9	60	69	3.3	43	1	62	54	3	42
TOTAL	89-73		2562/28.8		380-889	.427	117-330	.355	196-292	.671	38	213	251	2.8	203	5	279	224	34	118

## NOTEWORTHY

Became only the 9th member of the program's 1,000-point club against Florida Tech on Dec. 31, and just the 3rd to do so as a junior ... opened the season with a career-high 27 points against Illinois State ... added four assists, four rebounds and a career-high-tying four steals in that game ... **made both free throws with 5.3 seconds left at Bowling Green to tie the game at 80-80** before the Falcons hit a game-winning 3-pointer with .9 of a second remaining ... **has a steal in all 21 games this year; multiple steals in 13 contests ... ranks 20th in the nation with 42 total thefts ...** season-best eight assists against Oral Roberts - double his previous season high entering the game ... four of his season-high five 3-pointers came in the 1st half at #11 Wichita State ... has three career game-saving blocked shots at the buzzer (versus NJIT, at Kennesaw State and against Stetson at the rim in overtime to seal the 2016 ASUN Championship victory).

## GAME-BY-GAME STATS

Opponent	Date	gs	min	Total		3-Pointers		Free throws		Rebounds											
				fg-fga	pct	3fg-fga	pct	ft-fga	pct	off	def	tot	avg	pf	a	t/o	blk	stl	pts	avg	
ILLINOIS STATE	11/11/17	*	39	8-19	.421	3-12	.250	8-9	.889	1	3	4	4.0	0	4	3	1	4	27	27.0	
at Siena	11/13/17	*	31	6-13	.462	0-4	.000	1-1	1.000	2	1	3	3.5	2	1	1	0	1	13	20.0	
at Bowling Green	11/18/17	*	34	2-10	.200	0-3	.000	4-4	1.000	0	5	5	4.0	2	4	6	0	2	8	16.0	
at Middle Tennessee	11/21/17	*	37	5-12	.417	1-4	.250	7-10	.700	2	3	5	4.3	3	1	4	0	2	18	16.5	
DENVER	11/24/17	*	31	5-9	.556	3-5	.600	7-9	.778	0	2	2	3.8	3	1	1	0	4	20	17.2	
NAVY	11/25/17	*	34	6-12	.500	3-6	.500	2-2	1.000	0	5	5	4.0	2	3	1	0	1	17	17.2	
ST. FRANCIS BROOKLYN	11/26/17	*	28	3-12	.250	0-1	.000	2-2	1.000	0	4	4	4.0	0	3	1	0	3	8	15.9	
WEBBER INTERNATIONAL	11/29/17	*	20	7-14	.500	1-6	.167	1-2	.500	0	3	3	3.9	1	2	0	0	3	16	15.9	
MIDDLE TENNESSEE	12/2/17	*	23	2-7	.286	0-1	.000	3-4	.750	0	2	2	3.7	4	4	3	0	2	7	14.9	
FAU	12/5/17	*	30	4-9	.444	0-1	.000	4-6	.667	0	0	0	3.3	3	0	1	1	1	12	14.6	
at tv UT Arlington	12/9/17	*	36	5-12	.417	1-5	.200	2-5	.400	0	5	5	3.5	3	2	8	0	2	13	14.5	
ORAL ROBERTS	12/16/17	*	29	1-3	.333	1-2	.500	0-0	.000	1	0	1	3.3	0	8	4	0	3	3	13.5	
at FIU	12/19/17	*	35	3-9	.333	2-6	.333	4-4	1.000	0	2	2	3.2	5	3	3	0	1	12	13.4	
at #11 Wichita State	12/22/17	*	37	6-17	.353	5-7	.714	2-4	.500	1	3	4	3.2	1	2	2	0	1	19	13.8	
at tv Rhode Island	12/27/17	*	31	3-9	.333	0-2	.000	0-0	.000	1	1	2	3.1	3	1	1	0	1	6	13.3	
FLORIDA MEMORIAL	12/29/17	*	26	7-15	.467	5-12	.417	0-0	.000	0	3	3	3.1	2	5	1	0	3	19	13.6	
FLORIDA TECH	12/31/17	*	32	3-8	.375	0-4	.000	0-0	.000	0	4	4	3.2	3	4	2	1	2	6	13.2	
STETSON	1/6/18	*	27	7-11	.636	5-7	.714	0-0	.000	0	4	4	3.2	1	3	3	0	2	19	13.5	
USC UPSTATE	1/11/18	*	29	8-11	.727	1-2	.500	0-0	.000	0	2	2	3.2	0	6	3	0	1	17	13.7	
NJIT	1/13/18	*	36	7-14	.500	3-7	.429	2-2	1.000	1	5	6	3.3	2	4	3	0	1	19	14.0	
at Lipscomb	1/18/18	*	29	5-8	.625	2-5	.400	2-2	1.000	0	3	3	3.3	3	1	3	0	2	14	14.0	
Totals			21	654	103-234	.440	36-102	.353	51-66	.773	9	60	69	3.3	43	62	54	3	42	293	14.0

Games played: 21  
Minutes/game: 31.1  
Points/game: 14.0  
FG Pct: 44.0  
3FG Pct: 35.3  
FT Pct: 77.3

Rebounds/game: 3.3  
Assists/game: 3.0  
Turnovers/game: 2.6  
Assist/turnover ratio: 1.1  
Steals/game: 2.0  
Blocks/game: 0.1

@ZachJohns5n





# 11 CHRISTIAN TERRELL

Sr. | G | 6-5 | 187 | Jacksonville, Fla. | Providence HS

## RECORD PERFORMANCES

### POINTS

Career 25 vs. South Dakota (12/28/15)  
Season 20 vs. St. Francis Brooklyn (11/26/17)  
ASUN 18, 2x, Last @ USC Upstate (2/18/17)

### REBOUNDS

Career 18 vs. Youngstown State (11/21/15)  
Season 10, 2x, Last vs. Webber Int'l (11/29/17)  
ASUN 10 vs. Jacksonville (1/27/16)

### ASSISTS

Career 7, 3x, Last vs. Long Beach State (11/25/16)  
Season 6 vs. Stetson (1/6/18)  
ASUN 6, 2x, Last vs. Stetson (1/6/18)

### STEALS

Career 5 vs. South Dakota (12/28/15)  
Season 4 vs. NJIT (1/13/18)  
ASUN 4 vs. NJIT (1/13/18)

### FIELD GOALS MADE

Career 9 vs. Ave Maria (11/29/15)  
Season 8 @ Bowling Green (11/18/17)  
ASUN 7, 2x, Last @ Kennesaw State (1/21/16)

### FIELD GOALS ATTEMPTED

Career 19 vs. South Dakota (12/28/15)  
Season 14 @ FIU (12/19/17)  
ASUN 16 @ Stetson (1/7/17)

### FREE THROWS MADE

Career 7, 2x, Last vs. Fairleigh Dickinson (3/15/16)  
Season 4, 2x, Last vs. St. Francis Brooklyn (11/26/17)  
ASUN 6 @ North Florida (1/25/17)

### FREE THROWS ATTEMPTED

Career 10 @ North Florida (1/25/17)  
Season 5, 2x, Last vs. Middle Tennessee (12/2/17)  
ASUN 10 @ North Florida (1/25/17)

### 3-POINT FIELD GOALS MADE

Career 5, 2x, Last @ FIU (12/19/17)  
Season 5 @ FIU (12/19/17)  
ASUN 4 @ Stetson (1/7/17)

### 3-POINT FIELD GOALS ATTEMPTED

Career 11, 2x, Last @ FIU (12/19/17)  
Season 11 @ FIU (12/19/17)  
ASUN 11 @ Stetson (1/7/17)

### MINUTES

Career 40, 2x, Last vs. Stetson (3/6/16)  
Season 38, 2x, Last @ rv UT Arlington (12/9/17)  
ASUN 39 @ Stetson (1/7/17)

## MISCELLANEOUS

	Season	Career
Double-Doubles	2	4
Double-Figure Points	12	56
20+ Points	1	7
Team Leader Scoring	4	18
Games W/ A 3-Pointer	18	83
5+ Rebounds	14	45
5+ Assists	4	11
Multi-Steal Games	2	22

## NOTEWORTHY

Starting backcourt teammate with Duke's Grayson Allen at Providence High School ... went 7-7 from the floor at Siena and 8-11 at Bowling Green; 15-18 over those two games from the field ... season-high 20 points against St. Francis Brooklyn ... **reached 1,000 career points against Webber International** ... has a pair of double-doubles on the year: 12 points and 10 rebounds versus Navy and 18 points and 10 rebounds against Webber International ... career-high five 3-pointers versus a D-I opponent at FIU ... **just the 6th player in program history with 1,000 career points and 400 career rebounds.**



@Cterrell35

## GAME-BY-GAME STATS

Opponent	Date	gs	min	Total		3-Pointers		Free throws		Rebounds			pts		
				fg-fga	pct	3fg-fga	pct	ft-fa	pct	off	def	tot	pts	ast	blk
ILLINOIS STATE	11/11/17	*	38	6-12	.500	1-2	.500	0-0	.000	0	8	8	8.0	1	1
at Siena	11/13/17	*	23	7-7	1.000	2-2	1.000	0-0	.000	0	5	5	6.5	3	1
at Bowling Green	11/18/17	*	33	8-11	.727	2-4	.500	0-0	.000	0	5	6.0	4	2	1
at Middle Tennessee	11/21/17	*	27	2-5	.400	0-3	.000	0-0	.000	1	7	8	6.5	2	3
DENVER	11/24/17	*	33	5-11	.455	2-6	.333	4-5	.800	0	4	4	6.0	0	5
NAVY	11/25/17	*	30	5-9	.556	2-3	.667	0-0	.000	3	7	10	6.7	0	1
ST. FRANCIS BROOKLYN	11/26/17	*	30	7-10	.700	2-2	1.000	4-4	1.000	1	2	3	6.1	0	0
WEBBER INTERNATIONAL	11/29/17	*	21	7-12	.583	3-6	.500	1-2	.500	3	7	10	6.6	0	5
MIDDLE TENNESSEE	12/2/17	*	31	2-4	.500	0-1	.000	3-5	.600	1	7	8	6.8	2	5
FAU	12/5/17	*	28	4-7	.571	3-3	1.000	3-4	.750	1	3	4	6.5	3	1
at rv UT Arlington	12/9/17	*	38	6-8	.750	4-5	.800	0-0	.000	1	4	5	6.4	1	3
ORAL ROBERTS	12/16/17	*	34	5-12	.417	4-7	.571	0-0	.000	2	0	2	6.0	1	2
at FIU	12/19/17	*	32	5-14	.357	5-11	.455	3-4	.750	0	7	7	6.1	4	1
at #11 Wichita State	12/22/17	*	18	2-4	.500	1-2	.500	0-0	.000	0	1	1	5.7	3	1
at rv Rhode Island	12/27/17	*	24	3-5	.600	1-1	1.000	0-0	.000	0	4	4	5.6	0	1
FLORIDA MEMORIAL	12/29/17	*	21	4-10	.400	1-6	.167	0-0	.000	2	3	5	5.6	2	2
FLORIDA TECH	12/31/17	*	28	4-9	.444	1-4	.250	1-1	1.000	2	3	5	5.5	0	2
STETSON	1/6/18	*	21	4-6	.667	1-3	.333	0-0	.000	1	4	5	5.5	0	6
USC UPSTATE	1/11/18	*	26	4-8	.500	1-4	.250	0-0	.000	1	6	7	5.6	1	4
NJIT	1/13/18	*	32	1-10	.100	0-7	.000	2-2	1.000	3	2	5	5.6	1	1
at Lipscomb	1/18/18	*	26	2-7	.286	1-4	.250	3-4	.750	0	2	2	5.4	1	3
Totals			16	594	93-181	.514	37-86	.430	24-31	.774	22	91	113	5.4	29

Games played: 21  
Minutes/game: 28.3  
Points/game: 11.8  
FG Pct: 51.4  
3FG Pct: 43.0  
FT Pct: 77.4

Rebounds/game: 5.4  
Assists/game: 2.4  
Turnovers/game: 2.1  
Assist/turnover ratio: 1.1  
Steals/game: 0.6  
Blocks/game: 0.4

## CAREER STATS

			Total		3-Point		F-Throws		Rebounds											Scoring	
Season	gp-gs	min/avg	fg-fga	pct	fg-fga	pct	ft-fa	pct	off	def	tot	avg	pf	fo	ast	to	blk	stl	pts	avg	
2014-15	33-1	392/11.9	38-99	.384	19-55	.345	15-20	.750	7	45	52	1.6	33	0	26	28	7	9	110	3.3	
2015-16	35-24	1021/29.2	159-357	.445	47-131	.359	81-113	.717	38	139	177	5.1	67	0	82	46	13	42	446	12.7	
2016-17	33-31	937/28.4	120-284	.423	53-151	.351	44-61	.721	26	79	105	3.2	57	1	80	38	8	26	337	10.2	
2017-18	21-16	594/28.3	93-181	.514	37-86	.430	24-31	.774	22	91	113	5.4	29	0	50	44	9	12	247	11.8	
TOTAL	122-72	2944/24.1	410-921	.445	156-423	.369	164-225	.729	93	354	447	3.7	186	1	238	156	37	89	1140	9.3	





# 13 RAYSEAN SCOTT JR.

So. | F | 6-7 | 213 | Compton, Calif. | Compton HS

## RECORD PERFORMANCES

### POINTS

Career	15 vs. Denver (11/24/17)
Season	15 vs. Denver (11/24/17)
ASUN	7 vs. USC Upstate (1/11/18)

### REBOUNDS

Career	10 vs. St. Francis Brooklyn (11/26/17)
Season	10 vs. St. Francis Brooklyn (11/26/17)
ASUN	6 vs. USC Upstate (1/11/18)

### ASSISTS

Career	2, 3x, Last vs. Middle Tennessee (12/2/17)
Season	2, 2x, Last vs. Middle Tennessee (12/2/17)
ASUN	2 vs. Kennesaw State (2/11/17)

### STEALS

Career	1, 9x, Last vs. NJIT (1/13/18)
Season	1, 5x, Last vs. NJIT (1/13/18)
ASUN	1 vs. NJIT (1/13/18)

### FIELD GOALS MADE

Career	7 vs. Denver (11/24/17)
Season	7 vs. Denver (11/24/17)
ASUN	3 vs. USC Upstate (1/11/18)

### FIELD GOALS ATTEMPTED

Career	9 @ #13 Michigan State (11/20/16)
Season	8 vs. Denver (11/24/17)
ASUN	6 vs. USC Upstate (1/11/18)

### FREE THROWS MADE

Career	4 @ Middle Tennessee (11/21/17)
Season	4 @ Middle Tennessee (11/21/17)
ASUN	2 vs. NJIT (1/13/18)

### FREE THROWS ATTEMPTED

Career	5 @ Middle Tennessee (11/21/17)
Season	5 @ Middle Tennessee (11/21/17)
ASUN	4, 2x, Last vs. NJIT (1/13/18)

### 3-POINT FIELD GOALS MADE

Career	4 @ #13 Michigan State (11/20/16)
Season	1, 2x, Last vs. USC Upstate (1/11/18)
ASUN	1 vs. USC Upstate (1/11/18)

### 3-POINT FIELD GOALS ATTEMPTED

Career	6 @ #13 Michigan State (11/20/16)
Season	2, 2x, Last @ rv Rhode Island (12/27/17)
ASUN	1, 5x, Last vs. USC Upstate (1/11/18)

### MINUTES

Career	26 vs. Denver (11/24/17)
Season	26 vs. Denver (11/24/17)
ASUN	18 vs. USC Upstate (1/11/18)

## MISCELLANEOUS

	Season	Career
Double-Figure Points	3	6
20+ Points		
Team Leader Scoring		
Double-Doubles		
5+ Rebounds	9	11
7+ Rebounds	4	4
Games W/ A 3-Pointer	2	5
Games W/ Multiple 3s		2
Games W/ A Steal	5	9

## CAREER STATS

Season	gp-gs	min/avg	Total fg-fga	pct	3-Point fg-fga	pct	F-Throws ft-fa	pct	Rebounds off	def	tot	avg	pf	fo	ast	to	blk	stl	pts	avg
2016-17	25-5	233/9.3	32-72	.444	8-30	.267	12-19	.632	9	43	52	2.1	45	0	9	17	3	4	84	3.4
2017-18	17-6	265/15.6	40-61	.656	2-10	.200	17-24	.708	28	56	84	4.9	45	0	11	12	11	5	99	5.8
TOTAL	42-11	498/11.9	72-133	.541	10-40	.250	29-43	.674	37	99	136	3.2	90	0	20	29	14	9	183	4.4

## NOTEWORTHY

Did not play at Lipscomb due to a concussion ... missed the first two games of the year with a muscle strain in his knee ... played limited minutes at home against Middle Tennessee because of tonsillitis ... did not play against Florida Tech for personal reasons ... tallied a career-high 15 points on 7-8 shooting versus Denver ... career-best 10 rebounds opposite St. Francis Brooklyn ... eight points, nine rebounds off the bench at FIU ... 10 points on 4-5 shooting in a starting role at rv Rhode Island ... **57 percent (77 of 136) of his career rebounds have come in the last 15 games.**



@yeaah\_raay

## GAME-BY-GAME STATS

Opponent	Date	gs	min	Total fg-fga	pct	3-Pointers 3fg-fga	pct	Free throws ft-fa	pct	Rebounds				pf	a	t/o	blk	stl	pts	avg
at Bowling Green	11/18/17	9	14	.250	0-2	.000	0-0	.000	0	2	2	2.0	3	1	1	1	0	2	2.0	
at Middle Tennessee	11/21/17	15	2-2	1.000	0-0	.000	4-5	.800	0	3	3	2.5	3	0	0	1	0	8	5.0	
DENVER	11/24/17	26	7-8	.875	0-0	.000	1-1	1.000	5	3	8	4.3	2	0	0	1	0	15	8.3	
NAVY	11/25/17	* 14	1-3	.333	0-1	.000	2-2	1.000	2	2	4	4.3	4	1	2	0	1	4	7.3	
ST. FRANCIS BROOKLYN	11/26/17	* 19	3-3	1.000	0-0	.000	1-1	1.000	2	8	10	5.4	2	2	0	1	0	7	7.2	
WEBBER INTERNATIONAL	11/29/17	* 14	5-5	1.000	0-0	.000	0-0	.000	4	3	7	5.7	1	1	1	1	1	10	7.7	
MIDDLE TENNESSEE	12/2/17	10	0-0	.000	0-0	.000	0-0	.000	2	1	3	5.3	4	2	2	1	0	0	6.6	
FAU	12/5/17	13	2-4	.500	0-1	.000	0-0	.000	1	4	5	5.3	3	1	0	0	0	4	6.3	
at rv UT Arlington	12/9/17	* 17	1-2	.500	0-1	.000	2-2	1.000	1	3	4	5.1	4	0	1	1	1	4	6.0	
ORAL ROBERTS	12/16/17	11	1-3	.333	0-0	.000	0-0	.000	0	2	2	4.8	3	0	0	0	0	2	5.6	
at FIU	12/19/17	22	3-5	.600	0-0	.000	2-2	1.000	4	5	9	5.2	4	0	0	0	1	8	5.8	
at #11 Wichita State	12/22/17	14	2-4	.500	0-1	.000	2-2	1.000	2	1	3	5.0	4	1	3	2	0	6	5.8	
at rv Rhode Island	12/27/17	* 23	4-5	.800	1-2	.500	1-1	1.000	1	2	3	4.8	4	0	1	0	0	10	6.2	
FLORIDA MEMORIAL	12/29/17	* 13	1-1	1.000	0-0	.000	0-0	.000	0	5	5	4.9	1	0	0	1	0	2	5.9	
STETSON	1/6/18	13	2-3	.667	0-1	.000	0-0	.000	1	4	5	4.9	1	1	0	1	0	4	5.7	
USC UPSTATE	1/11/18	18	3-6	.500	1-1	1.000	0-4	.000	1	5	6	4.9	1	0	1	0	0	7	5.8	
NJIT	1/13/18	14	2-3	.667	0-0	.000	2-4	.500	2	3	5	4.9	1	1	0	0	1	6	5.8	
Totals		6	265	40-61	.656	2-10	.200	17-24	.708	28	56	84	4.9	45	11	12	11	5	99	5.8

Games played: 17  
Minutes/game: 15.6  
Points/game: 5.8  
FG Pct: 65.6  
3FG Pct: 20.0  
FT Pct: 70.8

Rebounds/game: 4.9  
Assists/game: 0.6  
Turnovers/game: 0.7  
Assist/turnover ratio: 0.9  
Steals/game: 0.3  
Blocks/game: 0.6





# 15 RICKY DOYLE

R-Jr. | F | 6-10 | 253 | Cape Coral, Fla. | Michigan | Bishop Verot HS

## RECORD PERFORMANCES

### POINTS

Career 16 vs. Coppin State (12/22/14)  
Season 11, 2x, Last vs. USC Upstate (1/11/18)  
ASUN 11 vs. USC Upstate (1/11/18)

### TOTAL REBOUNDS

Career 11 @ Siena (11/13/17)  
Season 11 @ Siena (11/13/17)  
ASUN 5 vs. USC Upstate (1/11/18)

### OFFENSIVE REBOUNDS

Career 6 @ Siena (11/13/17)  
Season 6 @ Siena (11/13/17)  
ASUN 1, 2x, Last vs. NJIT (1/13/18)

### DEFENSIVE REBOUNDS

Career 5 @ Siena (11/13/17)  
Season 5 @ Siena (11/13/17)  
ASUN 4 vs. USC Upstate (1/11/18)

### BLOCKS

Career 3, 2x, Last vs. NJIT (1/13/18)  
Season 3 vs. NJIT (1/13/18)  
ASUN 3 vs. NJIT (1/13/18)

### FIELD GOALS MADE

Career 6, 3x, Last vs. Wisconsin (3/13/15)  
Season 5, 3x, Last vs. Webber Int'l (11/29/17)  
ASUN 4 vs. USC Upstate (1/11/18)

### FIELD GOALS ATTEMPTED

Career 9 @ Bowling Green (11/18/17)  
Season 9 @ Bowling Green (11/18/17)  
ASUN 8 vs. USC Upstate (1/11/18)

### FREE THROWS MADE

Career 5 at Indiana (2/8/15)  
Season 4 @ Lipscomb (1/18/18)  
ASUN 4 @ Lipscomb (1/18/18)

### FREE THROWS ATTEMPTED

Career 9 vs. Coppin State (12/22/14)  
Season 6 @ Siena (11/13/17)  
ASUN 5 @ Lipscomb (1/18/18)

### MINUTES

Career 33 @ Penn State (1/6/15)  
Season 29 @ Middle Tennessee (11/21/17)  
ASUN 27 vs. NJIT (1/13/18)

## MISCELLANEOUS

	Season	Career
Double-Doubles		
20+ Points		
10+ Rebounds	1	1
5+ Offensive Rebounds	1	3
10+ Defensive Rebounds		
Games W/ A Block	13	28
Multi-Block Games	2	5

## NOTEWORTHY

Did not play at home against Middle Tennessee because of back spasms ... had started every game this year before missing the MT contest and then coming off the bench for the next eight games before starting the first four ASUN contests ... increased his scoring each of the first three games of the season: Illinois State (8), Siena (9), Bowling Green (11) ... consecutive 10-point games versus St. Francis Brooklyn and Webber International ... nine points at rv Rhode Island; 12 points his previous five games.

Transferred to FGCU from Michigan in May of 2016.

## Michigan Career Summary

Played in 67 of a possible 68 games, starting 30 contests ... averaged 4.9 points, 2.5 rebounds and shot 62.4 percent from the field ... reached double-figure points in 10 games, with seven of those coming against BCS opponents.

## GAME-BY-GAME STATS

Opponent	Date	gs	min	Total		3-Pointers		Free throws		Rebounds											
				fg-fga	pct	3fg-fga	pct	ft-fa	pct	off	def	tot	avg	pf	a	t/o	blk	stl	pts	avg	
ILLINOIS STATE	11/11/17	*	9	3-3	1.000	0-0	.000	2-3	.667	0	1	1	1.0	5	0	1	0	0	8	8.0	
at Siena	11/13/17	*	27	3-7	.429	0-1	.000	3-6	.500	6	5	11	6.0	1	3	0	1	1	9	8.5	
at Bowling Green	11/18/17	*	18	5-9	.556	0-1	.000	1-1	1.000	3	4	7	6.3	4	0	1	1	1	11	9.3	
at Middle Tennessee	11/21/17	*	29	3-7	.429	0-0	.000	0-0	.000	1	3	4	5.8	0	2	3	1	1	6	8.5	
DENVER	11/24/17	*	13	0-0	.000	0-0	.000	1-2	.500	0	2	2	5.0	4	1	1	1	2	1	7.0	
NAVY	11/25/17	*	17	2-4	.500	0-0	.000	0-0	.000	0	4	4	4.8	4	0	4	1	0	4	6.5	
ST. FRANCIS BROOKLYN	11/26/17	*	18	5-7	.714	0-0	.000	0-0	.000	1	1	2	4.4	3	3	1	0	1	10	7.0	
WEBBER INTERNATIONAL	11/29/17	*	16	5-6	.833	0-0	.000	0-0	.000	3	3	6	4.6	1	2	1	0	1	10	7.4	
FAU	12/5/17		16	1-3	.333	0-0	.000	1-3	.333	3	2	5	4.7	2	1	2	1	0	3	6.9	
at rv UT Arlington	12/9/17		15	2-2	1.000	0-0	.000	0-0	.000	2	0	2	4.4	4	1	0	0	1	4	6.6	
ORAL ROBERTS	12/16/17		9	0-1	.000	0-0	.000	0-0	.000	0	0	0	4.0	2	0	2	1	0	0	6.0	
at FIU	12/19/17		2	0-0	.000	0-0	.000	0-0	.000	0	1	1	3.8	0	0	1	0	0	0	5.5	
at #11 Wichita State	12/22/17		19	2-4	.500	0-0	.000	1-2	.500	1	3	4	3.8	2	1	1	2	1	5	5.5	
at rv Rhode Island	12/27/17		18	3-4	.750	0-0	.000	3-3	1.000	0	2	2	3.6	0	1	0	0	0	9	5.7	
FLORIDA MEMORIAL	12/29/17		16	2-4	.500	0-0	.000	0-0	.000	2	1	3	3.6	1	1	2	1	0	4	5.6	
FLORIDA TECH	12/31/17		15	3-4	.750	0-0	.000	0-0	.000	0	3	3	3.6	3	0	1	1	0	6	5.6	
STETSON	1/6/18	*	11	1-1	1.000	0-0	.000	2-2	1.000	0	3	3	3.5	3	0	1	1	0	4	5.5	
USC UPSTATE	1/11/18	*	20	4-8	.500	0-0	.000	3-4	.750	1	4	5	3.6	2	2	1	1	1	11	5.8	
NJIT	1/13/18	*	27	3-5	.600	0-0	.000	0-0	.000	1	2	3	3.6	4	2	2	3	1	6	5.8	
at Lipscomb	1/18/18	*	20	0-2	.000	0-0	.000	4-5	.800	0	3	3	3.6	4	0	1	1	0	4	5.8	
Totals			12	335	47-81	.580	0-2	.000	21-31	.677	24	47	71	3.6	49	20	26	17	115	5.8	

Games played: 20  
Minutes/game: 16.8  
Points/game: 5.8  
FG Pct: 58.0  
3FG Pct: 0.0  
FT Pct: 67.7

Rebounds/game: 3.6  
Assists/game: 1.0  
Turnovers/game: 1.3  
Assist/turnover ratio: 0.8  
Steals/game: 0.6  
Blocks/game: 0.9

## CAREER STATS

Season	gp-gs	min/avg	Total		3-Point		F-Throws		Rebounds				pf	fo	ast	to	blk	stl	Scoring	
			fg-fga	pct	fg-fga	pct	ft-fa	pct	off	def	tot	avg							pts	avg
2014-15*	31-19	564/18.2	74-121	.612	0-0	.000	42-69	.609	46	52	98	3.2	57	0	8	18	12	7	190	6.1
2015-16*	36-11	438/12.2	52-81	.642	0-0	.000	33-52	.635	32	39	71	2.0	64	0	2	22	7	3	137	3.8
2017-18	20-12	335/16.8	47-81	.580	0-2	.000	21-31	.677	24	47	71	3.6	49	1	20	26	17	11	115	5.8
TOTAL	20-12	335/16.8	47-81	.580	0-2	.000	21-31	.677	24	47	71	3.6	49	1	20	26	17	11	115	5.8
All*	87-42	1337/15.4	173-283	.611	0-2	.000	96-152	.632	102	138	240	2.8	170	1	30	66	36	21	442	5.1



# 21 | BRADY ERNST

R-So. | F | 6-10 | 230 | Clinton, Iowa | Indian Hills CC/Iowa State | Clinton HS

## RECORD PERFORMANCES

### POINTS

Career 23 @ Rock Valley (11/18/16)  
Season 7 vs. Webber Int'l (11/29/17)  
ASUN 2, 2x, Last @ Lipscomb (1/18/18)

### TOTAL REBOUNDS

Career 15 vs. Northeastern Oklahoma A&M (11/12/16)  
Season 11 vs. Webber Int'l (11/29/17)  
ASUN 2 vs. USC Upstate (1/11/18)

### OFFENSIVE REBOUNDS

Career 8 vs. Northeastern Oklahoma A&M (11/12/16)  
Season 3 vs. Webber Int'l (11/29/17)  
ASUN

### DEFENSIVE REBOUNDS

Career 9, 3x, Last vs. Richard J. Daley (12/3/16)  
Season 8 vs. Webber Int'l (11/29/17)  
ASUN 2 vs. USC Upstate (1/11/18)

### BLOCKS

Career 4, 2x, Last vs. Richard J. Daley (12/3/16)  
Season 1, 5x, Last vs. NJIT (1/13/18)  
ASUN 1, 5x, Last vs. NJIT (1/13/18)

### FIELD GOALS MADE

Career 8 @ Rock Valley (11/18/16)  
Season 3 vs. Webber Int'l (11/29/17)  
ASUN 1 @ Lipscomb (1/18/18)

### FIELD GOALS ATTEMPTED

Career 13 @ Rock Valley (11/18/16)  
Season 3, 3x, Last @ FIU (12/19/17)  
ASUN 1, 3x, Last @ Lipscomb (1/18/18)

### FREE THROWS MADE

Career 8, 2x, Last vs. Northeast (1/14/17)  
Season 3 vs. St. Francis Brooklyn (11/26/17)  
ASUN 2 vs. Stetson (1/6/18)

### FREE THROWS ATTEMPTED

Career 13 vs. Vincennes (12/2/16)  
Season 4, 2x, Last vs. Webber Int'l (11/29/17)  
ASUN 2 vs. Stetson (1/6/18)

### MINUTES

Career 32 @ Rock Valley (11/18/16)  
Season 20 vs. Webber Int'l (11/29/17)  
ASUN 12 vs. Stetson (1/6/18)

## MISCELLANEOUS

	Season	Career
Double-Doubles		6
20+ Points		1
10+ Rebounds	1	7
5+ Offensive Rebounds		3
10+ Defensive Rebounds		
Games W/ A Block	5	21
Multi-Block Games		10

## NOTEWORTHY

Made his FGCU debut in the season opener opposite Illinois State, scoring two points ... season-bests of seven points and 11 rebounds against Webber International ... 19 of his 44 rebounds on the year came in two contests of a three-game stretch from Nov. 25 - 29 ... four rebounds in 13 minutes off the bench at rv UT Arlington.

**Transferred to FGCU from Indian Hills Community College in April of 2017.**

**As A Redshirt Freshman At Indian Hills CC**

2016-17: Averaged 9.4 points and 6.5 rebounds per game connected at a 63.7-percent clip from the floor and 72.6 percent from the free throw line.

**As A Freshman At Iowa State**

2015-16: Saw action in six games early in the season before being shut down for the remainder of the year because his knee wasn't responding after an ACL tear late in his senior year of high school.

## GAME-BY-GAME STATS

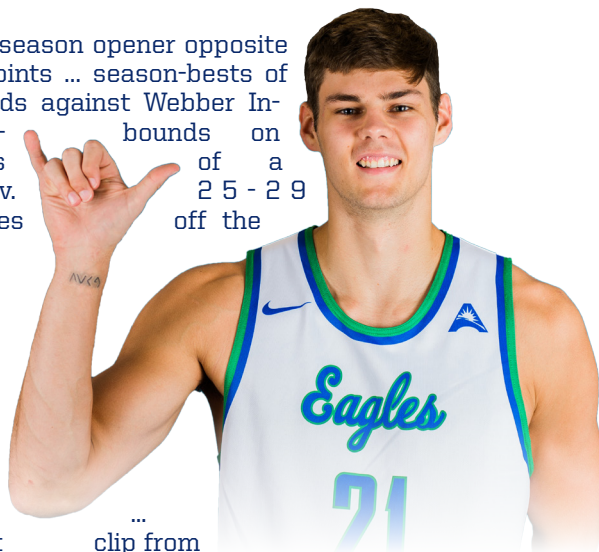
Opponent	Date	gs	min	fg-fga	pct	3fg-fga	pct	ft-fa	pct	off	def	tot	avg	pf	a	t/o	blk	stl	pts	avg
ILLINOIS STATE	11/11/17	11	1-1	1.000	0-0	.000	0-1	.000	0	3	3	3.0	2	0	0	0	0	0	2	2.0
at Siena	11/13/17	14	0-3	.000	0-0	.000	1-2	.500	0	2	2	2.5	2	1	1	0	1	1	1	1.5
at Bowling Green	11/18/17	7	1-1	1.000	0-0	.000	0-1	.000	0	2	2	2.3	1	0	0	0	0	0	2	1.7
at Middle Tennessee	11/21/17	3	0-0	.000	0-0	.000	0-0	.000	0	0	0	1.8	0	0	0	0	0	0	0	1.3
DENVER	11/24/17	18	1-2	.500	0-0	.000	2-2	1.000	1	0	1	1.6	1	0	0	1	1	4	1.8	1.8
NAVY	11/25/17	17	1-2	.500	0-0	.000	0-0	.000	2	6	8	2.7	2	0	2	1	1	2	1.8	1.8
ST. FRANCIS BROOKLYN	11/26/17	19	0-1	.000	0-0	.000	3-4	.750	0	0	0	2.3	1	0	0	0	0	0	3	2.0
WEBBER INTERNATIONAL	11/29/17	20	3-3	1.000	0-0	.000	1-4	.250	3	8	11	3.4	1	2	0	0	0	0	7	2.6
MIDDLE TENNESSEE	12/2/17	11	1-1	1.000	0-0	.000	0-1	.000	0	0	0	3.0	1	0	0	0	0	0	2	2.6
FAU	12/5/17	3	0-1	.000	0-0	.000	0-0	.000	1	0	1	2.8	0	0	0	0	0	0	0	2.3
at rv UT Arlington	12/9/17	13	0-0	.000	0-0	.000	0-0	.000	0	4	4	2.9	2	0	0	0	0	0	0	2.1
ORAL ROBERTS	12/16/17	4	0-0	.000	0-0	.000	0-2	.000	0	0	0	2.7	0	0	0	0	0	0	0	1.9
at FIU	12/19/17	10	2-3	.667	0-0	.000	0-0	.000	0	1	1	2.5	3	0	0	1	1	4	2.1	2.1
at #11 Wichita State	12/22/17	11	1-1	1.000	0-0	.000	0-0	.000	0	2	2	2.5	0	0	0	0	0	0	2	2.1
at rv Rhode Island	12/27/17	8	1-1	1.000	0-0	.000	0-0	.000	0	1	1	2.4	2	0	0	0	0	0	2	2.1
FLORIDA MEMORIAL	12/29/17	14	1-1	1.000	0-0	.000	0-0	.000	0	3	3	2.4	2	0	0	0	0	0	2	2.1
FLORIDA TECH	12/31/17	11	1-1	1.000	0-0	.000	0-2	.000	0	2	2	2.4	0	0	0	1	0	2	2.1	2.1
STETSON	1/6/18	12	0-1	.000	0-0	.000	2-2	1.000	0	1	1	2.3	1	0	1	0	0	0	2	2.1
USC UPSTATE	1/11/18	7	0-1	.000	0-0	.000	0-0	.000	0	2	2	2.3	3	2	0	0	0	0	1.9	1.9
NJIT	1/13/18	2	0-0	.000	0-0	.000	0-0	.000	0	0	0	2.2	0	0	0	1	0	0	1.9	1.9
at Lipscomb	1/18/18	5	1-1	1.000	0-0	.000	0-0	.000	0	0	0	2.1	2	1	1	0	0	0	2	1.9
Totals		1	220	15-25	.600	0-0	.000	9-21	.429	7	37	44	2.1	26	6	5	5	4	39	1.9

Games played: 21  
Minutes/game: 10.5  
Points/game: 1.9  
FG Pct: 60.0  
FT Pct: 42.9

Rebounds/game: 2.1  
Assists/game: 0.3  
Turnovers/game: 0.2  
Assist/turnover ratio: 1.2  
Steals/game: 0.2

## CAREER STATS

Season	gp-gs	min/avg	fg-fga	pct	3fg-fga	pct	ft-fa	pct	off	def	tot	avg	pf	fo	ast	to	blk	stl	pts	avg
2015-16*	6-0	14/2.3	1-3	.333	0-0	.000	0-0	.000	2	2	4	0.7	1	0	0	0	1	0	2	0.3
2016-17*	28-23	0/0.0	93-146	.637	0-1	.000	77-106	.726	63	120	183	6.5	54	2	12	35	31	9	263	9.4
2017-18	21-1	220/10.5	15-25	.600	0-0	.000	9-21	.429	7	37	44	2.1	26	0	6	5	5	4	39	1.9
TOTAL	21-1	220/10.5	15-25	.600	0-0	.000	9-21	.429	7	37	44	2.1	26	0	6	5	5	4	39	1.9
All*	55-24	234/4.3	109-174	.626	0-1	.000	86-127	.677	72	159	231	4.2	81	2	18	40	37	13	304	5.5





# 23 CHRISTIAN CARLYLE

So. | G | 6-6 | 210 | Jacksonville, Fla. | Bishop Kenny HS

## RECORD PERFORMANCES

### POINTS

Career	19 vs. Florida Tech (12/31/16)
Season	18 vs. Middle Tennessee (12/2/17)
ASUN	10 vs. Stetson (1/6/18)

### REBOUNDS

Career	9 vs. Illinois State (11/11/17)
Season	9 vs. Illinois State (11/11/17)
ASUN	4 @ Lipscomb (1/18/18)

### ASSISTS

Career	6 vs. Florida Tech (12/31/16)
Season	4 vs. Florida Memorial (12/29/17)
ASUN	3 vs. Stetson (1/6/18)

### STEALS

Career	3 vs. USC Upstate (1/11/18)
Season	3 vs. USC Upstate (1/11/18)
ASUN	3 vs. USC Upstate (1/11/18)

### FIELD GOALS MADE

Career	7 vs. Florida Tech (12/31/16)
Season	6, 2x, Last vs. Middle Tennessee (12/2/17)
ASUN	3 vs. Stetson (1/6/18)

### FIELD GOALS ATTEMPTED

Career	11 vs. Webber Int'l (11/29/17)
Season	11 vs. Webber Int'l (11/29/17)
ASUN	4, 2x, Last vs. Stetson (1/6/18)

### FREE THROWS MADE

Career	7 vs. Illinois State (11/11/17)
Season	7 vs. Illinois State (11/11/17)
ASUN	3 @ North Florida (1/25/17)

### FREE THROWS ATTEMPTED

Career	10 vs. Illinois State (11/11/17)
Season	10 vs. Illinois State (11/11/17)
ASUN	4 @ North Florida (1/25/17)

### 3-POINT FIELD GOALS MADE

Career	2 vs. Stetson (1/6/18)
Season	2 vs. Stetson (1/6/18)
ASUN	2 vs. Stetson (1/6/18)

### 3-POINT FIELD GOALS ATTEMPTED

Career	3 vs. Florida Memorial (12/29/17)
Season	3 vs. Florida Memorial (12/29/17)
ASUN	2, 2x, Last vs. Stetson (1/6/18)

### MINUTES

Career	37 vs. Middle Tennessee (12/2/17)
Season	37 vs. Middle Tennessee (12/2/17)
ASUN	23 vs. Lipscomb (2/9/17)

## MISCELLANEOUS

	Season	Career
Double-Figure Points	4	5
20+ Points		
Team Leader Scoring		
Double-Doubles		
5+ Rebounds	2	2
5+ Assists		1
Team Leader/Assists		1
Games W/ A Steal	11	16

@Ccarlyle15

## NOTEWORTHY

Did not play in the Oral Roberts or FIU games due to a concussion ... returned to action at #11 Wichita State ... made his first career start in the season opener against Illinois State ... finished with 11 points in that contest - at the time his most versus a Division-I team ... made his first 3-point attempt of the year at Middle Tennessee ... season-best three assists versus Denver ... season-establishing 18 points versus Middle Tennessee at home - his most against a D-I opponent ... first double-figure point game (10) since that contest against MT in the ASUN opener versus Stetson.



## GAME-BY-GAME STATS

				Total		3-Pointers		Free throws		Rebounds										
Opponent	Date	gs	min	fg-fga	pct	3fg-fga	pct	ft-fa	pct	off	def	tot	avg	pf	a	t/o	blk	stl	pts	avg
ILLINOIS STATE	11/11/17	*	25	2-3	.667	0-0	.000	7-10	.700	4	5	9	9.0	3	1	1	2	0	11	11.0
at Siena	11/13/17		18	1-3	.333	0-0	.000	4-6	.667	4	1	5	7.0	5	1	2	0	1	6	8.5
at Bowling Green	11/18/17		17	1-6	.167	0-0	.000	0-0	.000	1	2	3	5.7	2	1	1	1	0	2	6.3
at Middle Tennessee	11/21/17		14	1-3	.333	1-2	.500	0-0	.000	0	1	1	4.5	5	1	0	0	1	3	5.5
DENVER	11/24/17		18	1-5	.200	1-2	.500	0-0	.000	1	0	1	3.8	2	3	1	0	0	3	5.0
NAVY	11/25/17		29	2-6	.333	0-1	.000	2-2	1.000	1	0	1	3.3	2	1	0	0	0	6	5.2
ST. FRANCIS BROOKLYN	11/26/17		19	1-3	.333	0-0	.000	2-2	1.000	0	3	3	3.3	3	2	0	0	0	4	5.0
WEBBER INTERNATIONAL	11/29/17		26	6-11	.545	1-2	.500	0-0	.000	1	3	4	3.4	1	3	1	0	2	13	6.0
MIDDLE TENNESSEE	12/2/17	*	37	6-9	.667	0-1	.000	6-7	.857	1	1	2	3.2	5	0	2	0	2	18	7.3
FAU	12/5/17		25	3-7	.429	0-1	.000	0-0	.000	0	2	2	3.1	2	0	1	0	2	6	7.2
at rv UT Arlington	12/9/17		16	2-2	1.000	1-1	1.000	2-2	1.000	0	0	0	2.8	3	0	3	0	1	7	7.2
at #11 Wichita State	12/22/17		16	2-6	.333	1-1	1.000	0-0	.000	1	1	2	2.8	5	0	2	0	1	5	7.0
at rv Rhode Island	12/27/17	*	10	0-2	.000	0-0	.000	0-0	.000	1	1	2	2.7	0	1	1	0	1	0	6.5
FLORIDA MEMORIAL	12/29/17	*	19	3-7	.429	1-3	.333	2-2	1.000	0	1	1	2.6	0	4	2	0	1	9	6.6
FLORIDA TECH	12/31/17	*	15	1-3	.333	0-0	.000	0-0	.000	0	0	0	2.4	2	0	0	0	1	2	6.3
STETSON	1/6/18		22	3-4	.750	2-2	1.000	2-2	1.000	0	3	3	2.4	1	3	0	0	0	10	6.6
USC UPSTATE	1/11/18		16	0-0	.000	0-0	.000	0-0	.000	1	0	1	2.4	1	0	2	0	3	0	6.2
NJIT	1/13/18		11	0-1	.000	0-0	.000	0-0	.000	1	0	1	2.3	2	1	2	0	0	0	5.8
at Lipscomb	1/18/18		18	2-2	1.000	1-1	1.000	0-0	.000	2	2	4	2.4	1	0	3	0	0	5	5.8
Totals		5	371	37-83	.446	9-17	.529	27-33	.818	19	26	45	2.4	45	22	24	3	16	110	5.8

Games played: 19  
Minutes/game: 19.5  
Points/game: 5.8  
FG Pct: 44.6  
3FG Pct: 52.9  
FT Pct: 81.8

Rebounds/game: 2.4  
Assists/game: 1.2  
Turnovers/game: 1.3  
Assist/turnover ratio: 0.9  
Steals/game: 0.8  
Blocks/game: 0.2

## CAREER STATS

Season	gp-gs	min/avg	Total	3-Point	F-Throws	Rebounds														Scoring
			fg-fga	pct	fg-fga	pct	ft-fa	pct	off	def	tot	avg	pf	fo	ast	to	blk	stl	pts	avg
2016-17	20-0	186/9.3	16-30	.533	2-6	.333	11-17	.647	9	12	21	1.1	15	0	18	4	2	8	45	2.3
2017-18	19-5	371/19.5	37-83	.446	9-17	.529	27-33	.818	19	26	45	2.4	45	4	22	24	3	16	110	5.8
TOTAL	39-5	557/14.3	53-113	.469	11-23	.478	38-50	.760	28	38	66	1.7	60	4	40	28	5	24	155	4.0



# 24 MICHAEL GILMORE

R-Jr. | F | 6-10 | 210 | Jacksonville, Fla. | Miami | VCU | Rickards HS

## RECORD PERFORMANCES

### POINTS

Career 12, 2x, Last vs. #7 Oklahoma (3/20/16)  
Season 10, 3x, Last @ Lipscomb (1/18/18)  
ASUN 10 @ Lipscomb (1/18/18)

### REBOUNDS

Career 8, 3x, Last vs. NJIT (1/13/18)  
Season 8 vs. NJIT (1/13/18)  
ASUN 8 vs. NJIT (1/13/18)

### ASSISTS

Career 3 vs. Buffalo (12/22/15)  
Season 2, 3x, Last @ Lipscomb (1/18/18)  
ASUN 2 @ Lipscomb (1/18/18)

### FIELD GOALS MADE

Career 5 vs. Florida Memorial (12/29/17)  
Season 5 vs. Florida Memorial (12/29/17)  
ASUN 3, 3x, Last @ Lipscomb (1/18/18)

### FIELD GOALS ATTEMPTED

Career 9 vs. Oral Roberts (12/16/17)  
Season 9 vs. Oral Roberts (12/16/17)  
ASUN 6 vs. NJIT (1/13/18)

### 3-POINT FIELD GOALS MADE

Career 3 @ Lipscomb (1/18/18)  
Season 3 @ Lipscomb (1/18/18)  
ASUN 3 @ Lipscomb (1/18/18)

### 3-POINT FIELD GOALS ATTEMPTED

Career 4, 2x, Last @ Lipscomb (1/18/18)  
Season 4, 2x, Last @ Lipscomb (1/18/18)  
ASUN 4 @ Lipscomb (1/18/18)

### FREE THROWS MADE

Career 5 vs. Stetson (1/6/18)  
Season 5 vs. Stetson (1/6/18)  
ASUN 5 vs. Stetson (1/6/18)

### FREE THROWS ATTEMPTED

Career 5 vs. Stetson (1/6/18)  
Season 5 vs. Stetson (1/6/18)  
ASUN 5 vs. Stetson (1/6/18)

### MINUTES

Career 27, 3x, Last @ Lipscomb (1/18/18)  
Season 27, 2x, Last @ Lipscomb (1/18/18)  
ASUN 27 @ Lipscomb (1/18/18)

## MISCELLANEOUS

	Season	Career
Double-Doubles		
20+ Points		
10+ Rebounds		
5+ Offensive Rebounds		
Games W/ A 3-Pointer	2	13
Games W/ A Block	4	13
Games W/ A Steal	5	19
Games W/ 5+ Assists		

Nephew of Naismith Basketball Hall of Famer Artis Gilmore.

Transferred to FGCU in January of 2017 from Miami, where he was sitting out after there from VCU in the summer of 2016. Made his debut with FGCU on Dec. 16. He will be eligible for the duration of the 2017-18 season and all of 2018-19.

Gilmore was teammates at VCU with current FGCU forward Antravious Simmons for the fall portion of the 2014-15 season before Simmons transferred to FGCU in Dec. 2014.

### As A Sophomore At VCU

2015-16: Put up career-best numbers in his last game for the Rams, with 12 points and eight rebounds in 20 minutes against Oklahoma in the 2016 NCAA Tournament ... started 18 of the first 24 games (30 total) ... hit 47.4 percent (37-78) from the field ... 38.2 percent (13-34) from long range ... averaged 3.2 points and 2.8 rebounds in 11.5 minutes per outing.

### As A Freshman At VCU

2014-15: Played in 25 games ... averaged 2 points and 1.6 rebounds in 6.3 minutes per game ... knocked down 48.8 percent of shots (21-43) from the field and 29.4 percent (5-17) from 3-point range.

### High School

Ranked as the 76th-best player in the country and 5th-best in the state of Florida by ESPN.com ... four-star recruit.

## GAME-BY-GAME STATS

				Total		3-Pointers		Free throws		Rebounds										
Opponent	Date	gs	min	fg-fga	pct	3fg-fga	pct	ft-fga	pct	off	def	tot	avg	pf	a	t/o	blk	stl	pts	avg
ORAL ROBERTS	12/16/17	*	27	4-9	.444	0-1	.000	2-3	.667	0	4	4	4.0	3	2	0	0	1	10	10.0
at FIU	12/19/17	*	17	1-3	.333	0-2	.000	0-0	.000	0	4	4	4.0	5	1	3	2	0	2	6.0
at #11 Wichita State	12/22/17	*	18	1-7	.143	1-4	.250	0-0	.000	3	4	7	5.0	4	0	2	2	2	3	5.0
at rv Rhode Island	12/27/17		10	1-3	.333	0-0	.000	0-0	.000	2	3	5	5.0	4	1	2	0	0	2	4.3
FLORIDA MEMORIAL	12/29/17		17	5-6	.833	0-1	.000	0-0	.000	1	2	3	4.6	4	2	0	3	1	10	5.4
FLORIDA TECH	12/31/17	*	13	2-5	.400	0-1	.000	0-0	.000	2	3	5	4.7	2	0	2	0	0	4	5.2
STETSON	1/6/18		13	1-3	.333	0-1	.000	5-5	1.000	2	1	3	4.4	1	1	1	0	1	7	5.4
USC UPSTATE	1/11/18		12	3-5	.600	0-0	.000	1-2	.500	1	1	2	4.1	1	0	1	0	0	7	5.6
NJIT	1/13/18	*	15	3-6	.500	0-1	.000	1-1	1.000	1	7	8	4.6	3	1	3	0	0	7	5.8
at Lipscomb	1/18/18	*	27	3-5	.600	3-4	.750	1-2	.500	0	6	6	4.7	2	2	1	1	1	10	6.2
Totals			6	169	24-52	.462	4-15	.267	10-13	.769	12	35	47	4.7	29	10	15	8	62	6.2

Games played: 10  
Minutes/game: 16.9  
Points/game: 6.2  
FG Pct: 46.2  
3FG Pct: 26.7  
FT Pct: 76.9

Rebounds/game: 4.7  
Assists/game: 1.0  
Turnovers/game: 1.5  
Assist/turnover ratio: 0.7  
Steals/game: 0.6  
Blocks/game: 0.8

## CAREER STATS

Season	gp-gs	min/avg	Total		3-Point		F-Throws		Rebounds				pf				Scoring			
			fg-fga	pct	fg-fga	pct	ft-fa	pct	off	def	tot	avg	pf	fo	ast	to	blk	stl	pts	avg
2014-15*	25-0	157/6.3	21-43	.488	5-17	.294	4-16	.250	11	28	39	1.6	31	1	4	4	6	5	51	2.0
2015-16*	30-18	346/11.5	37-78	.474	13-34	.382	9-17	.529	20	64	84	2.8	52	1	12	21	7	12	96	3.2
2017-18	10-6	169/16.9	24-52	.462	4-15	.267	10-13	.769	12	35	47	4.7	29	1	10	15	8	6	62	6.2
TOTAL	10-6	169/16.9	24-52	.462	4-15	.267	10-13	.769	12	35	47	4.7	29	1	10	15	8	6	62	6.2
All*	65-24	672/10.3	82-173	.474	22-66	.333	23-46	.500	43	127	170	2.6	112	3	26	40	21	23	209	3.2





# 30 BRIAN THOMAS

Fr. | F | 6-9 | 240 | Kennesaw, Ga. | Kell HS

## RECORD PERFORMANCES

@b\_thomas30

## NOTEWORTHY

Suffered a fractured left (non-shooting) hand in practice on Nov. 20 ... missed the next 14 games before returning for the ASUN opener against Stetson ... scored four points and grabbed a team-best eight rebounds versus the Hatters ... secured 14 rebounds in the first two ASUN games ... did not play in the season opener (coach's decision).

## High School

Rated as a 3-star recruit by Rivals ... tabbed as the 16th-best player in the entire talent-laden state of Georgia ... did not play as a senior (injury) ... averaged 11 points, 12 rebounds and

5 blocks per game as a junior.



### POINTS

Career 4, 2x, Last vs. USC Upstate (1/11/18)  
Season 4, 2x, Last vs. USC Upstate (1/11/18)  
ASUN 4, 2x, Last vs. USC Upstate (1/11/18)

### REBOUNDS

Career 8 vs. Stetson (1/6/18)  
Season 8 vs. Stetson (1/6/18)  
ASUN 8 vs. Stetson (1/6/18)

### OFFENSIVE REBOUNDS

Career 3, 3x, Last vs. USC Upstate (1/11/18)  
Season 3, 3x, Last vs. USC Upstate (1/11/18)  
ASUN 3, 2x, Last vs. USC Upstate (1/11/18)

### DEFENSIVE REBOUNDS

Career 5 vs. Stetson (1/6/18)  
Season 5 vs. Stetson (1/6/18)  
ASUN 5 vs. Stetson (1/6/18)

### BLOCKS

Career 2 @ Siena (11/13/17)  
Season 2 @ Siena (11/13/17)  
ASUN 1 vs. Stetson (1/6/18)

### FIELD GOALS MADE

Career 2, 2x, Last vs. USC Upstate (1/11/18)  
Season 2, 2x, Last vs. USC Upstate (1/11/18)  
ASUN 2, 2x, Last vs. USC Upstate (1/11/18)

### FIELD GOALS ATTEMPTED

Career 4 vs. USC Upstate (1/11/18)  
Season 4 vs. USC Upstate (1/11/18)  
ASUN 4 vs. USC Upstate (1/11/18)

### FREE THROWS MADE

Career 1 @ Bowling Green (11/18/17)  
Season 1 @ Bowling Green (11/18/17)  
ASUN

### FREE THROWS ATTEMPTED

Career 2 @ Bowling Green (11/18/17)  
Season 2 @ Bowling Green (11/18/17)  
ASUN

### MINUTES

Career 17 vs. Stetson (1/6/18)  
Season 17 vs. Stetson (1/6/18)  
ASUN 17 vs. Stetson (1/6/18)

## MISCELLANEOUS

	Season	Career
Double-Doubles		
20+ Points		
Team Leader Scoring		
10+ Rebounds		
5+ Offensive Rebounds		
10+ Defensive Rebounds		
Games W/ A Block	2	2
Multi-Block Games	1	1

## CAREER STATS

Season	gp-gs	min/avg	Total		3-Point		F-Throws		Rebounds				Scoring						
			fg-fga	pct	fg-fga	pct	ft-fa	pct	off	def	tot	avg	pts	fo	ast	to	blk	stl	avg
2017-18	6-0	52/8.7	6-11	.545	0-0	.000	1-2	.500	9	11	20	3.3	13	0	0	5	3	1	2.2
TOTAL	6-0	52/8.7	6-11	.545	0-0	.000	1-2	.500	9	11	20	3.3	13	0	0	5	3	1	2.2

## GAME-BY-GAME STATS

Opponent	Date	gs	min	Total		3-Pointers		Free throws		Rebounds										
				fg-fga	pct	3fg-fga	pct	ft-fa	pct	off	def	tot	avg	pf	a	t/o	blk	stl	pts	avg
at Siena	11/13/17	11		1-2	.500	0-0	.000	0-0	.000	0	1	1	1.0	1	0	0	2	0	2	2.0
at Bowling Green	11/18/17	8		1-1	1.000	0-0	.000	1-2	.500	3	2	5	3.0	0	0	1	0	0	3	2.5
STETSON	1/6/18	17		2-3	.667	0-0	.000	0-0	.000	3	5	8	4.7	2	0	3	1	1	4	3.0
USC UPSTATE	1/11/18	10		2-4	.500	0-0	.000	0-0	.000	3	3	6	5.0	1	0	1	0	0	4	3.3
NJIT	1/13/18	4		0-1	.000	0-0	.000	0-0	.000	0	0	0	4.0	1	0	0	0	0	0	2.6
at Lipscomb	1/18/18	2		0-0	.000	0-0	.000	0-0	.000	0	0	0	3.3	1	0	0	0	0	0	2.2
Totals		0	52	6-11	.545	0-0	.000	1-2	.500	9	11	20	3.3	6	0	5	3	1	13	2.2

Games played: 6  
Minutes/game: 8.7  
Points/game: 2.2  
FG Pct: 54.5  
FT Pct: 50.0

Rebounds/game: 3.3  
Turnovers/game: 0.8  
Steals/game: 0.2  
Blocks/game: 0.5



# 31 | DINERO MERCURIUS

R-Jr. | G | 6-4 | 200 | Orlando, Fla. | Daytona State/UTRGV/USF | Faith Baptist Christian

## RECORD PERFORMANCES

### POINTS

Career 37 vs. Trinity Valley CC (11/25/16)  
Season 16 @ rv UT Arlington (12/9/17)  
ASUN 13, 2x, Last vs. USC Upstate (1/11/18)

### REBOUNDS

Career 10 @ St. Petersburg (12/14/16)  
Season 3, 3x, Last vs. Florida Tech (12/31/17)  
ASUN 2, 2x, Last vs. NJIT (1/13/18)

### ASSISTS

Career 10 vs. South Georgia Tech (11/11/16)  
Season 2, 2x, Last @ rv Rhode Island (12/27/17)  
ASUN 1 @ Lipscomb (1/18/18)

### STEALS

Career 3, 6x, Last vs. NJIT (1/13/18)  
Season 3 vs. NJIT (1/13/18)  
ASUN 3 vs. NJIT (1/13/18)

### FIELD GOALS MADE

Career 11 vs. Trinity Valley CC (11/25/16)  
Season 5, 4x, Last vs. USC Upstate (1/11/18)  
ASUN 5 vs. USC Upstate (1/11/18)

### FIELD GOALS ATTEMPTED

Career 22 @ College of Central Florida (2/15/17)  
Season 12 vs. Florida Tech (12/31/17)  
ASUN 10 vs. USC Upstate (1/11/18)

### FREE THROWS MADE

Career 13 @ College of Central Florida (1/11/17)  
Season 5 @ rv UT Arlington (12/9/17)  
ASUN 4 @ Lipscomb (1/18/18)

### FREE THROWS ATTEMPTED

Career 14 vs. Tallahassee CC (12/11/16)  
Season 5 @ rv UT Arlington (12/9/17)  
ASUN 4 @ Lipscomb (1/18/18)

### 3-POINT FIELD GOALS MADE

Career 6, 3x, Last @ College of Central Florida (1/11/17)  
Season 4 vs. Middle Tennessee (12/2/17)  
ASUN 3, 2x, Last vs. USC Upstate (1/11/18)

### 3-POINT FIELD GOALS ATTEMPTED

Career 14, 2x, Last @ College of Central Florida (1/11/17)  
Season 8, 2x, Last vs. Florida Tech (12/31/17)  
ASUN 7 vs. USC Upstate (1/11/18)

### MINUTES

Career 41 vs. Trinity Valley CC (11/25/16)  
Season 29 vs. Florida Tech (12/31/17)  
ASUN 23 vs. Stetson (1/6/17)

## MISCELLANEOUS

	Season	Career
Double-Figure Points	9	35
20+ Points		11
Double-Doubles		1
5+ Assists		4
Double-Figure Assists		1
Multi Steal Games	1	22

## CAREER STATS

Season	gp-gs min/avg		Total		3-Point		F-Throws		Rebounds				Scoring							
			fg-fga	pct	fg-fga	pct	ft-fa	pct	off	def	tot	avg	pf	fo	ast	to	blk	stl	pts	avg
2014-15*	29-3	404/13.9	33-84	.393	8-39	.205	23-28	.821	16	39	55	1.9	54	1	21	15	0	11	97	3.3
2016-17*	29-29	869/30.0	146-363	.402	87-228	.382	136-158	.861	23	109	132	4.6	56	0	82	43	7	50	515	17.8
2017-18	18-6	346/19.2	51-111	.459	38-86	.442	19-21	.905	6	20	26	1.4	30	0	8	15	0	9	159	8.8
TOTAL	18-6	346/19.2	51-111	.459	38-86	.442	19-21	.905	6	20	26	1.4	30	0	8	15	0	9	159	8.8
All*	76-38	1619/21.3	230-558	.412	133-353	.377	178-207	.860	45	168	213	2.8	140	1	111	73	7	70	771	10.1

## NOTEWORTHY

**ASUN Newcomer of the Week** (Dec. 11) ... injured his shoulder seconds after entering the Denver game and missed the next three games ... returned against Middle Tennessee, knocking down a season-high four 3-pointers ... **has made three or more 3-pointers nine times already this year** ... season-best 16 points at rv UT Arlington, and all 16 came in the 2nd half in just nine minutes of action ... 15 points versus Florida Tech ... **has made the most 3-pointers on the team with 38, despite missing five games.**

**Transferred to FGCU in April of 2017 from Daytona State College.**

**As A Sophomore At University of Texas Rio Grande Valley**

2015-16: Utilized a redshirt season after transferring from USF.

**As A Freshman At USF**

2014-15: Averaged 3.3 points and 1.9 rebounds per game.

## GAME-BY-GAME STATS

Opponent	Date	gs	min	Total		3-Pointers		Free throws		Rebounds										
				fg-fga	pct	3fg-fga	pct	ft-fa	pct	off	def	tot	avg	pf	a	t/o	blk	stl	pts	avg
ILLINOIS STATE	11/11/17	24	4-11	.364	3-8	.375	0-0	.000	1	1	2	2.0	3	1	0	0	0	11	11.0	
at Siena	11/13/17	23	5-9	.556	3-7	.429	1-1	1.000	0	3	3	2.5	0	2	1	0	1	14	12.5	
at Bowling Green	11/18/17	23	3-8	.375	3-7	.429	0-0	.000	0	2	2	2.3	1	0	2	0	1	9	11.3	
at Middle Tennessee	11/21/17 *	17	1-4	.250	1-4	.250	3-3	1.000	0	1	1	2.0	4	0	1	0	0	6	10.0	
DENVER	11/24/17	0	0-0	.000	0-0	.000	0-0	.000	0	0	0	1.6	0	0	0	0	0	0	8.0	
MIDDLE TENNESSEE	12/2/17	23	4-8	.500	4-6	.667	0-1	.000	1	0	1	1.5	0	0	3	0	0	12	8.7	
FAU	12/5/17	24	5-7	.714	3-4	.750	0-0	.000	0	1	1	1.4	3	0	2	0	1	13	9.3	
at rv UT Arlington	12/9/17	19	4-5	.800	3-4	.750	5-5	1.000	0	1	1	1.4	1	0	2	0	1	16	10.1	
ORAL ROBERTS	12/16/17 *	21	2-7	.286	2-7	.286	0-0	.000	0	0	0	1.2	2	0	1	0	0	6	9.7	
at FIU	12/19/17	19	3-8	.375	2-7	.286	0-0	.000	2	0	2	1.3	2	1	0	0	0	8	9.5	
at #11 Wichita State	12/22/17	10	0-3	.000	0-1	.000	0-0	.000	0	1	1	1.3	0	1	0	0	1	0	8.6	
at rv Rhode Island	12/27/17	16	0-3	.000	0-2	.000	0-0	.000	1	2	3	1.4	1	2	0	0	0	0	7.9	
FLORIDA MEMORIAL	12/29/17	12	2-4	.500	2-4	.500	2-2	1.000	0	2	2	1.5	3	0	0	0	0	8	7.9	
FLORIDA TECH	12/31/17	29	5-12	.417	3-8	.375	2-2	1.000	0	3	3	1.6	0	0	0	0	1	15	8.4	
STETSON	1/6/18 *	23	4-6	.667	3-5	.600	2-3	.667	0	0	0	1.5	3	0	0	0	0	13	8.7	
USC UPSTATE	1/11/18 *	19	5-10	.500	3-7	.429	0-0	.000	1	1	2	1.5	2	0	0	0	0	13	9.0	
NJIT	1/13/18 *	22	1-2	.500	1-2	.500	0-0	.000	0	2	2	1.5	3	0	2	0	3	3	8.6	
at Lipscomb	1/18/18 *	22	3-4	.750	2-3	.667	4-4	1.000	0	0	0	1.4	2	1	1	0	0	12	8.8	
Totals		6	346	51-111	.459	38-86	.442	19-21	.905	6	20	26	1.4	30	8	15	0	9	159	8.8

Games played: 18  
Minutes/game: 19.2  
Points/game: 8.8  
FG Pct: 45.9  
3FG Pct: 44.2  
FT Pct: 90.5

Rebounds/game: 1.4  
Assists/game: 0.4  
Turnovers/game: 0.8  
Assist/turnover ratio: 0.5  
Steals/game: 0.5

@dtime\_94



# 32 ANTRAVIOUS SIMMONS

R-Sr. | F | 6-9 | 250 | Miami, Fla. | VCU | South Miami HS

## RECORD PERFORMANCES

### POINTS

Career 21 vs. Stetson (3/6/16)  
Season 15 vs. St. Francis Brooklyn (11/26/17)  
ASUN 13 @ Stetson (1/7/17)

### REBOUNDS

Career 12, 3x, Last @ Georgia Southern (12/4/16)  
Season 8, 4x, Last @ FIU (12/19/17)  
ASUN 9 @ North Florida (1/30/16)

### OFFENSIVE REBOUNDS

Career 6 @ Georgia Southern (12/4/16)  
Season 5 vs. Illinois State (11/11/17)  
ASUN 4, 4x, Last @ USC Upstate (2/18/17)

### DEFENSIVE REBOUNDS

Career 9, 2x, Last @ #13 Michigan State (11/20/16)  
Season 5, 5x, Last @ Lipscomb (1/18/18)  
ASUN 6 vs. USC Upstate (1/16/16)

### BLOCKS

Career 2, 5x, Last vs. North Carolina (3/17/16)  
Season 1, 3x, Last vs. FAU (12/5/17)  
ASUN 2 vs. Stetson (1/9/16)

### FIELD GOALS MADE

Career 9 vs. Stetson (3/6/16)  
Season 7 vs. St. Francis Brooklyn (11/26/17)  
ASUN 6, 3x, Last @ Stetson (1/7/17)

### FIELD GOALS ATTEMPTED

Career 14, 2x, Last @ #13 Michigan State (11/20/16)  
Season 10 @ rv Rhode Island (12/27/17)  
ASUN 9, 2x, Last @ Lipscomb (1/18/18)

### FREE THROWS MADE

Career 5, 4x, Last @ Georgia Southern (12/4/16)  
Season 4, 2x, Last @ FIU (12/19/17)  
ASUN 5 vs. Lipscomb (2/18/16)

### FREE THROWS ATTEMPTED

Career 8 @ Georgia Southern (12/4/16)  
Season 7 @ FIU (12/19/17)  
ASUN 5, 3x, Last vs. Lipscomb (2/18/16)

### MINUTES

Career 33 @ #13 Michigan State (11/20/16)  
Season 25, 3x, Last @ FIU (12/19/17)  
ASUN 27 vs. USC Upstate (1/19/17)

## MISCELLANEOUS

	Season	Career
Double-Doubles		4
20+ Points		1
Team Leader Scoring	1	4
10+ Rebounds		5
5+ Offensive Rebounds	1	3
10+ Defensive Rebounds		
Games W/ A Block	3	17
Multi-Block Games		5

## NOTEWORTHY

Did not play in the first two-and-a-half ASUN games due to a foot injury ... after coming off the bench in the season opener, started the next two games at Siena and Bowling Green ... increased his scoring each of the first three games of the year: Illinois State (5), Siena (7), Bowling Green (8) ... season-high 15 points on 7-9 shooting against St. Francis Brooklyn ... balanced effort with eight points and eight rebounds in just 16 minutes versus Webber International ... 13 points and six rebounds in the 1st half against FAU ... led the team with 14 points at rv Rhode Island - his second-highest point total of the year.



@dreamchasertray

## GAME-BY-GAME STATS

Opponent	Date	gs	min	Total		3-Pointers		Free throws		Rebounds				pf	a	t/o	blk	stl	pts	avg	
				fg	pct	3fg	pct	ft	pct	off	def	tot	avg								
ILLINOIS STATE	11/11/17		18	2-3	.667	0-0	.000	1-2	.500	5	3	8	8.0	2	2	2	0	1	5	5.0	
at Siena	11/13/17	*	17	3-5	.600	0-0	.000	1-1	1.000	3	5	8	8.0	3	2	1	0	2	7	6.0	
at Bowling Green	11/18/17	*	16	4-5	.800	0-0	.000	0-1	.000	1	1	2	6.0	5	0	1	0	1	8	6.7	
at Middle Tennessee	11/21/17		16	3-4	.750	0-0	.000	0-1	.000	2	1	3	5.3	4	0	1	0	0	6	6.5	
DENVER	11/24/17	*	14	2-4	.500	0-0	.000	0-0	.000	0	1	1	4.4	3	0	0	1	0	4	6.0	
NAVY	11/25/17		14	3-3	1.000	0-0	.000	0-0	.000	0	1	1	3.8	1	1	2	1	1	6	6.0	
ST. FRANCIS BROOKLYN	11/26/17		20	7-9	.778	0-0	.000	1-2	.500	4	3	7	4.3	4	2	1	0	0	15	7.3	
WEBBER INTERNATIONAL	11/29/17		16	2-3	.667	0-0	.000	4-4	1.000	3	5	8	4.8	1	3	2	0	0	8	7.4	
MIDDLE TENNESSEE	12/2/17	*	25	2-5	.400	0-0	.000	0-0	.000	0	4	4	4.7	5	0	2	0	0	4	7.0	
FAU	12/5/17	*	24	5-9	.556	0-0	.000	3-4	.750	1	5	6	4.8	5	1	1	1	0	13	7.6	
at rv UT Arlington	12/9/17	*	10	1-3	.333	0-0	.000	0-0	.000	1	3	4	4.7	3	0	1	0	0	2	7.1	
ORAL ROBERTS	12/16/17	*	25	3-4	.750	0-0	.000	0-0	.000	3	2	5	4.8	3	1	0	0	1	6	7.0	
at FIU	12/19/17	*	25	4-5	.800	0-0	.000	4-7	.571	3	5	8	5.0	4	3	2	0	0	12	7.4	
at #11 Wichita State	12/22/17	*	19	0-1	.000	0-0	.000	0-0	.000	2	3	5	5.0	2	1	0	0	1	0	6.9	
at rv Rhode Island	12/27/17	*	20	6-10	.600	0-0	.000	2-3	.667	1	1	2	4.8	0	0	2	0	0	14	7.3	
FLORIDA MEMORIAL	12/29/17	*	18	1-1	1.000	0-0	.000	0-0	.000	1	4	5	4.8	2	1	1	0	2	2	7.0	
FLORIDA TECH	12/31/17	*	16	1-3	.333	0-0	.000	2-4	.500	1	2	3	4.7	4	0	1	0	0	4	6.8	
NJIT	1/13/18		3	1-2	.500	0-0	.000	0-0	.000	0	0	0	4.4	2	1	0	0	0	2	6.6	
at Lipscomb	1/18/18		16	5-9	.556	0-0	.000	1-3	.333	2	5	7	4.6	3	0	1	0	0	11	6.8	
Totals			12	332	55-88	.625	0-0	.000	19-32	.594	33	54	87	4.6	56	18	21	3	9	129	6.8

Games played: 19  
Minutes/game: 17.5  
Points/game: 6.8  
FG Pct: 62.5  
FT Pct: 59.4

Rebounds/game: 4.6  
Assists/game: 0.9  
Turnovers/game: 1.1  
Assist/turnover ratio: 0.9  
Steals/game: 0.5  
Blocks/game: 0.2

## CAREER STATS

			Total		3-Point		F-Throws		Rebounds											Scoring	
Season	gp-gs	min/avg	fg-fga	pct	fg-fga	pct	ft-fta	pct	off	def	tot	avg	pf	fo	ast	to	blk	stl	pts	avg	
2014-15*	3-0	9/3.0	1-1	1.000	0-0	.000	0-0	.000	0	2	2	0.7	2	0	0	0	0	0	2	0.7	
2015-16	34-16	562/16.5	112-207	.541	0-1	.000	45-72	.625	59	119	178	5.2	101	1	23	36	14	14	269	7.9	
2016-17	34-11	492/14.5	79-141	.560	1-1	1.000	26-39	.667	42	75	117	3.4	80	1	13	35	6	10	185	5.4	
2017-18	19-12	332/17.5	55-88	.625	0-0	.000	19-32	.594	33	54	87	4.6	56	3	18	21	3	9	129	6.8	
TOTAL	87-39	1386/15.9	246-436	.564	1-2	.500	90-143	.629	134	248	382	4.4	237	5	54	92	23	33	583	6.7	
All*	90-39	1395/15.5	247-437	.565	1-2	.500	90-143	.629	134	250	384	4.3	239	5	54	92	23	33	585	6.5	





# PROGRAM CAREER LEADERS

## POINTS

1. 1835 - Bernard Thompson (134 Games) - 2011-15
2. 1477 - Brett Comer (137 Games) - 2011-15
3. 1367 - Ryan Hopkins (88 Games) - 2002-05
4. 1306 - Chase Fieler (134 Games) - 2010-14
5. 1241 - Sherwood Brown (119 Games) - 2009-13
- 6. 1140 - CHRISTIAN TERRELL (122 GAMES) - 2014-**
7. 1086 - Casey Wohllieb (87 Games) - 2005-08
8. 1084 - Marc-Eddy Norelia (92 Games) - 2014-17
- 9. 1073 - ZACH JOHNSON (89 GAMES) - 2015-**
- 10. 995 - BRANDON GOODWIN (55 GAMES) - 2016-**

## REBOUNDS

1. 714 - Chase Fieler (253o-461d) - 2010-14
2. 623 - Bernard Thompson (170o-453d) - 2011-15
3. 611 - Marc-Eddy Norelia (197o-414d) - 2014-17
4. 589 - Sherwood Brown (179o-410d) - 2009-13
5. 570 - Adam Liddell (159o-411d) - 2005-08
6. 536 - Demetris Morant (207o-329d) - 2014-17
7. 453 - Brett Comer (103o-350d) - 2011-15
- 8. 447 - CHRISTIAN TERRELL (93o, 354d) - 2014-**
- 9. 382 - ANTRAVIOUS SIMMONS (134o, 248d) - 2015-**
- 382 - Anthony Banks (206o-176d) - 2008-11

## STEALS

1. 262 - Bernard Thompson - 2011-15
2. 194 - Bryan Crislip - 2002-05
3. 181 - Brett Comer - 2011-15
4. 155 - Rob Quaintance - 2006-08
5. 120 - Sherwood Brown - 2009-13
- 6. 118 - ZACH JOHNSON - 2015-**
7. 117 - Yavney Neptune - 2004-08
8. 108 - Chase Fieler - 2010-14
9. 106 - Gabe Pean - 2002-06
10. 102 - Beau Bauer - 2005-07

## FIELD GOALS MADE

1. 636 - Bernard Thompson (134 Games) - 2011-15
2. 536 - Brett Comer (137 Games) - 2011-15
3. 487 - Chase Fieler (134 Games) - 2010-14
4. 462 - Ryan Hopkins (88 Games) - 2002-05
5. 447 - Sherwood Brown (119 Games) - 2009-13
6. 430 - Marc-Eddy Norelia (92 Games) - 2014-17
- 7. 410 - CHRISTIAN TERRELL (122 GAMES) - 2014-**
8. 378 - Casey Wohllieb (87 Games) - 2005-08
- 9. 380 - ZACH JOHNSON (89 GAMES) - 2015-**
- 10. 343 - BRANDON GOODWIN (55 GAMES) - 2016-**

## FIELD GOAL % (MIN. 200 MADE)

1. .666 - Demetris Morant (275-413) - 2014-17
- 2. .564 - ANTRAVIOUS SIMMONS (246-436) - 2015-**
3. .535 - Marc-Eddy Norelia (430-803) - 2014-17
4. .524 - Anthony Banks (317-605) - 2008-11
5. .523 - Robinson Tisme (294-562) - 2002-04
6. .502 - Chase Fieler (487-971) - 2010-14
- 7. .489 - BRANDON GOODWIN (343-701) - 2016-**
8. .486 - Kyle Marks (202-416) - 2008-10
9. .472 - Adam Liddell (321-680) - 2005-08
10. .456 - Sherwood Brown (447-981) - 2009-13

## 3-POINTERS MADE

1. 355 - Ryan Hopkins (88 games) - 2002-05
2. 219 - Bernard Thompson (134 games) - 2011-15
3. 182 - Filip Cvjeticanin (131 games) - 2011-14,15-16
4. 178 - Christophe Varidel (99 games) - 2010-13
5. 174 - Bryan Crislip (89 games) - 2002-05
6. 157 - Sherwood Brown (119 games) - 2009-13
- 7. 156 - CHRISTIAN TERRELL \* (122 GAMES) - 2014-**
8. 130 - Reed Baker (74 games) - 2008-11
9. 118 - Delvin Franklin (62 games) - 2007-09
- 10. 115 - ZACH JOHNSON (89 GAMES) - 2015-**
- \* Also ranked 4th in 3PT% at .369 (155-423)

## FREE THROWS MADE

1. 344 - Bernard Thompson (134 Games) - 2011-15
2. 304 - Brett Comer (137 Games) - 2011-15
- 3. 232 - BRANDON GOODWIN \* (55 GAMES) - 2016-**
4. 231 - Reed Baker (74 Games) - 2008-11
5. 229 - Chase Fieler (134 Games) - 2010-14
6. 223 - Marc-Eddy Norelia (92 Games) - 2014-17
7. 216 - Casey Wohllieb (87 Games) - 2005-08
- 8. 196 - ZACH JOHNSON (89 GAMES) - 2015-**
9. 195 - Bryan Crislip (89 Games) - 2002-05
10. 190 - Sherwood Brown (119 Games) - 2009-13
- \* Also ranked 2nd in FT% at .776 (232-299; MIN. 200 MADE)

## ASSISTS

1. 845 - Brett Comer - 2011-15
2. 606 - Bryan Crislip - 2002-05
3. 337 - Rob Quaintance - 2006-08
- 4. 279 - ZACH JOHNSON - 2015-**
- 5. 246 - BRANDON GOODWIN - 2016-**
- 246 - Bernard Thompson - 2011-15
- 7. 238 - CHRISTIAN TERRELL - 2014-**
8. 225 - Gabe Pean - 2002-06
9. 203 - Chase Fieler - 2010-14
10. 192 - Reggie Chambers - 2008-10



# SPECIALTY STATS

Opponent	T/O	2ndCh	Paint	FastB	Bench	Ties	Leads	WL	Score	Leads overcome
Illinois State	18	15	48	21	18	2	6	W	98-87	trailed by 6 1st-10:19
Siena	21	15	50	17	25	1	1	W	86-53	trailed by 3 1st-18:57
Bowling Green	11	16	44	10	18	2	3	L	80-83	lost 13 1st-10:15
Middle Tennessee	13	6	34	2	18	0	0	L	72-85	lost 2 1st-18:01
Denver	24	11	35	7	22	1	5	W	79-71	trailed by 4 1st-16:35
Navy	8	14	36	6	14	0	5	W	70-54	trailed by 4 1st-03:10
St. Francis Brooklyn	11	16	48	13	25	0	0	W	75-51	
Webber International	24	29	70	28	47	0	0	W	115-61	
Middle Tennessee	24	5	30	8	14	1	1	L	76-81	lost 12 1st-15:43
FAU	8	11	42	5	26	2	3	L	88-92	lost 14 1st-01:46
rv UT Arlington	24	9	26	4	27	3	3	W	85-78	trailed by 7 1st-11:24
Oral Roberts	12	9	22	5	25	0	1	L	64-83	lost 3 1st-19:01
FIU	10	12	34	15	20	1	3	L	88-91	lost 11 2nd-15:31
#11 Wichita State	19	12	28	5	18	2	3	L	65-75	lost 7 2nd-13:05
rv Rhode Island	5	11	36	0	20	3	3	L	60-80	lost 4 1st-03:15
Florida Memorial	15	9	42	10	33	0	1	W	76-42	trailed by 1 1st-17:35
Florida Tech	16	4	38	10	33	3	2	W	62-54	trailed by 2 1st-14:58
Stetson	18	10	28	16	27	2	2	W	90-52	trailed by 2 1st-18:44
USC Upstate	13	6	40	20	18	1	1	W	75-58	trailed by 3 1st-16:53
NJIT	21	15	38	12	12	1	2	W	68-54	trailed by 2 1st-08:59
Lipscomb	19	2	34	9	26	2	3	W	88-83	trailed by 18 2nd-13:31

Totals	334	237	803	223	486	27	48
Average/Game	15.9	11.3	38.2	10.6	23.1	1.3	2.3

Opponent	311	255	596	119	421	49	51
Average/Game	14.8	12.1	28.4	5.7	20.0	2.3	2.4

Through the first eight games of the year, the Eagles were +43 in second-chance points, but in the last 13 contests they are -42.

Entering this season - in four years under Doolley - FGCU had surrendered a double-figure lead and lost a game just four times. Already this year, the Eagles have lost four double-figure leads. The four double-figure leads lost through just 21 games are already the most in a single season since the 2012-13 team surrendered five such advantages, including an 11-point edge in the Sweet Sixteen against Florida. FGCU lost consecutive double-figure point leads against Middle Tennessee and FAU. It's just the third time in program history (2002-03, 2012-13) that the Eagles have given up back-to-back double-figure point leads.

# CHARGES TAKEN

Brandon Goodwin: 9  
Michael Gilmore: 1

Christian Terrell: 8  
Ricky Doyle: 2

RaySean Scott Jr.: 3  
Christian Carlyle: 1  
Zach Johnson: 1

# STATISTICAL TRENDS

Games Decided By:  
5 Points Or Less: 1-4  
6-10 Points: 3-1  
11-15 Points: 2-1  
16-20 Points: 2-2  
20+ Points: 5-0

Leading At The Half: 12-3  
Trailing At The Half: 1-5  
Tied At The Half: 0-0

Leading With 5 Minutes Left: 13-0  
Trailing With 5 Minutes Left: 0-8  
Tied With 5 Minutes Left: 0-0

Shooting 40% Or Better: 13-7  
Shooting Less Than 40%: 0-1  
Opponent 40% Or Better: 4-7  
Opponent Less Than 40%: 9-1  
Shooting Better Than Opponent: 11-2  
Shooting Worse Than Opponent: 2-6

Outrebounding Opponent: 11-2  
Opponent Outrebounds: 2-6  
Rebounds Tied: 0-0

More Turnovers Than Opponent: 6-5  
Fewer Turnovers Than Opponent: 6-2  
Same Turnovers As Opponent: 1-1

Scoring 80 Or More Points: 6-3  
Scoring 70-79 Points: 5-2  
Scoring 60-69 Points: 2-3  
Scoring 50-59 Points: 0-0  
Scoring 49 Or Fewer Points: 0-0

Largest Margin Of Victory:  
54 vs. Webber International  
Smallest Margin Of Victory:  
7 @ rv UT Arlington  
Largest Margin Of Defeat:  
20 @ rv Rhode Island  
Smallest Margin Of Defeat:  
3, 2x, Last @ FIU



# THE BASICS

## ABOUT FGCU

School.....	Florida Gulf Coast University (FGCU)
City.....	Fort Myers, FL
Established.....	Founded: 1991   First Classes: 1997
Enrollment.....	14,970
Nickname.....	Eagles
Colors.....	Green & Blue
Facility (Capacity).....	Alico Arena (4,633: 4,333 Seats + 300 SR0)
Program's First Season.....	2002-03
First Year in Division I... 2007-08 (Postseason Eligible: 2011-12)	
Conference.....	ASUN

## PROGRAM INFORMATION

2016-17 Overall/ASUN Record .....	26-8/12-2 (1st Place)
2016-17 Postseason .....	NCAA Tournament (14 Seed)
.....	First Round: L, 86-80 vs. 3 Florida State
Letterwinners Returning/Lost .....	8/7
Starters Returning/Lost .....	4/1
Newcomers Eligible.....	11 (3 Transfers Sitting Out; 2 Walk-Ons)
Seniors .....	4 (1 Walk-On)
Juniors .....	7 (2 Transfers Sitting Out; 1 Eligible In Dec.; 1 Walk-On)
Sophomores .....	4 (1 Walk-On)
Freshmen .....	4 (2 Walk-Ons)
All-Time Record (2002-03-Current).....	298-203
Division I Record (2007-08-Current).....	184-164
ASUN Record (2007-08-Current).....	95-81
All-Time Home Record.....	201-63
All-Time Road Record .....	84-131
All-Time Neutral Record .....	13-9
ASUN Tournament Record (Appearances) .....	14-3 (6)
NCAA Tournament Record (Appearances).....	3-3 (3)
NIT Record (Appearances) .....	0-1 (1)
CIT Record (Appearances).....	0-1 (1)

• FGCU has won a combined **65** conference regular season and tournament titles **IN ONLY 10+ YEARS** in Division I as a member of the ASUN Conference & Coastal Collegiate Sports Association (women's swimming & diving).

• In just **6+ YEARS** of D-I postseason eligibility, FGCU has sent **21 TEAMS** to the NCAA Tournament, while men's golf (2012, 2013, 2015), swimming (2012, 2013, 2014, 2015, 2016, 2017) and men's tennis (2014) have had an individual(s) participate in their respective NCAA Championship, bringing **THE TOTAL NCAA APPEARANCES FOR FGCU TO 31**.

• In 2016-17, FGCU won 10 regular season or tournament conference championships, with men's soccer winning its **FIRST NCAA TOURNAMENT** game, baseball winning a game in its **FIRST NCAA REGIONAL** and swimming & diving earning an eighth CCSA Championship in nine years.

• FGCU claimed its fourth **ASUN ALL-SPORTS TROPHY** in five years in 2016-17 and posted a record **6TH-PLACE FINISH** in the DI-AAA Learfield Directors' Cup.

• The Eagles had **SEVEN STUDENT-ATHLETES SIGN PROFESSIONAL CONTRACTS IN 2016**, including Whitney Knight (WNBA, Los Angeles Sparks), Rodrigo Saravia (MLS, Columbus Crew SC), Aaron Guillen (MLS, FC Dallas) and Jake Noll (MLB, Washington Nationals).

• FGCU's student-athlete population earned a **NEAR-RECORD-TYING CUMULATIVE GPA OF 3.27** for the Spring 2017 semester, which surpassed that of the overall FGCU student body (3.08) for the 16th-consecutive semester.


## CHRIS SALE

• 2010 Collegiate Baseball Player of the Year with FGCU

• 13th overall selection in the 2010 MLB Draft

• 6x AL All-Star ('15, '16 Starter)

• 2013 All-Star Game-Winning Pitcher



## BROOKE SWEAT

• Partner in one of just two USA Olympic Beach Volleyball pairs in Rio 2016

• 2x AVP Defensive Player of the Year







# BOX SCORES

## G1 vs. ILLINOIS STATE

### Illinois State 87 • 0-1

#	Player	Total		3-Ptr		Rebounds			PF	TP	A	TO	Blk	Stl	Min
		FG-FGA	FG-FGA	FT-FTA	Off Def Tot	PF	TP	A TO Blk Stl							
10	Fayne, Phil	f	11-18	0-0	2-7	2 2 4	3 24	1 0 2 2	2	36					
52	Yarbrough, Milik	f	3-8	0-0	2-5	1 7 8	1 8	10 4 1 0	30						
03	Evans, Keyshawn	g	10-17	7-13	1-1	0 2 2	5 28	7 2 0 0	33						
23	Tinsley, William	g	1-4	1-4	0-0	0 4 4	3 3	2 0 2 0	29						
25	Williams, Madison	g	2-4	1-2	0-0	0 0 0	4 5	1 1 0 0	20						
00	Gassman, Isaac		0-0	0-0	0 0 1	1 2	0	1 1 0 1	15						
24	Martin, Jerron		1-6	1-3	2-3	0 1 1	3 5	1 3 0 0	15						
30	Litwiller, Luke		0-0	0-0	0 0 0	0 0	0	0 0 0 0	1						
32	Bruninga, Taylor		5-8	4-7	0-0	0 2 2	5 14	1 0 0 0	21						
Team					2 0 2										
Totals			33-65	14-29	7-16	5 19 24	26 87	24 11 5 3	200						

FG % 1st Half: 16-35 45.7% 2nd half: 17-30 56.7% Game: 33-65 50.8%  
 3FG % 1st Half: 6-15 40.0% 2nd half: 8-14 57.1% Game: 14-29 48.3%  
 FT % 1st Half: 4-7 57.1% 2nd half: 3-9 33.3% Game: 7-16 43.8%

Deadball Rebounds 4,1

### FGCU 98 • 1-0

#	Player	Total		3-Ptr		Rebounds			PF	TP	A	TO	Blk	Stl	Min
		FG-FGA	FG-FGA	FT-FTA	Off Def Tot	PF	TP	A TO Blk Stl							
15	DOYLE, Ricky	f	3-3	0-0	2-3	0 1 1	5 8	0 1 0 0	9						
00	GOODWIN, Brandon	g	6-13	0-1	9-12	2 6 8	0 21	7 2 0 3	36						
05	JOHNSON, Zach	g	8-19	3-12	8-9	1 3 4	0 27	4 3 1 4	39						
11	TERRELL, Christian	g	6-12	1-2	0-0	0 8 8	1 13	1 2 2 1	38						
23	CARLYLE, Christian	g	2-3	0-0	7-10	4 5 9	3 11	1 1 2 0	25						
21	ERNST, Brady		1-1	0-0	0-1	0 3 3	2 2	0 0 0 0	11						
31	MERCURIUS, Dinero		4-11	3-8	0-0	1 1 2	3 11	1 0 0 0	24						
32	SIMMONS, Antravious		2-3	0-0	1-2	5 3 8	2 5	2 2 0 1	18						
Team					4 1 5			1							
Totals			32-65	7-23	27-37	17 31 48	16 98	16 12 5 9	200						

FG % 1st Half: 16-32 50.0% 2nd half: 16-33 48.5% Game: 32-65 49.2%  
 3FG % 1st Half: 2-9 22.2% 2nd half: 5-14 35.7% Game: 7-23 30.4%  
 FT % 1st Half: 11-14 78.6% 2nd half: 16-23 69.6% Game: 27-37 73.0%

Deadball Rebounds 6,1

Officials: John Hampton (R), Jose A. Carrion, Archibald Whaley  
 Technical fouls: Illinois State-None. FGCU-None.  
 Attendance: 4335  
 Season Opener

Score by periods	1st	2nd	Total
Illinois State	42	45	87
FGCU	45	53	98

Last FG - ILS 2nd-03:29, FGCU 2nd-00:51.  
 Largest lead - ILS by 6 1st-10:19, FGCU by 11 2nd-00:26.  
 ILS led for 06:59, FGCU led for 28:56. Game was tied for 04:05.

Score tied - 8 times.  
 Lead changed - 12 times.

## G3 @ BOWLING GREEN

### FGCU 80 • 2-1

#	Player	Total		3-Ptr		Rebounds			PF	TP	A	TO	Blk	Stl	Min
		FG-FGA	FG-FGA	FT-FTA	Off Def Tot	PF	TP	A TO Blk Stl							
15	DOYLE, Ricky	f	5-9	0-1	1-1	3 4 7	4 11	0 1 1 1	18						
32	SIMMONS, Antravious	f	4-5	0-0	0-1	1 1 2	5 8	0 1 0 1	16						
00	GOODWIN, Brandon	g	4-16	1-6	8-10	1 6 7	1 17	5 2 0 1	33						
05	JOHNSON, Zach	g	2-10	0-3	4-4	0 5 5	2 8	4 6 0 2	34						
11	TERRELL, Christian	g	8-11	2-4	0-0	0 5 5	4 18	2 1 2 0	33						
03	ROGERS, Darnell		0-0	0-0	0-0	0 0 0	0 0	0 0 0 0	2						
13	SCOTT Jr, RaySean		1-4	0-2	0-0	0 2 2	3 2	1 1 1 0	9						
21	ERNST, Brady		1-1	0-0	0-1	0 2 2	1 2	0 0 0 0	7						
23	CARLYLE, Christian		1-6	0-0	0-0	1 2 3	2 2	1 1 1 0	17						
30	THOMAS, Brian		1-1	0-0	1-2	3 2 5	0 3	0 1 0 0	8						
31	MERCURIUS, Dinero		3-8	3-7	0-0	0 2 2	1 9	0 2 0 1	23						
Team					2 0 2										
Totals			30-71	6-23	14-19	11 31 42	23 80	13 16 5 6	200						

FG % 1st Half: 17-35 48.6% 2nd half: 13-36 36.1% Game: 30-71 42.3%  
 3FG % 1st Half: 2-8 25.0% 2nd half: 4-15 26.7% Game: 6-23 26.1%  
 FT % 1st Half: 7-11 63.6% 2nd half: 7-8 87.5% Game: 14-19 73.7%

Deadball Rebounds 1

### Bowling Green 83 • 2-1

#	Player	Total		3-Ptr		Rebounds			PF	TP	A	TO	Blk	Stl	Min
		FG-FGA	FG-FGA	FT-FTA	Off Def Tot	PF	TP	A TO Blk Stl							
01	WIGGINS, Demajeo	f	6-11	0-0	2-3	2 5 7	5 14	0 3 0 1	18						
40	KOCH, Derek		2-6	0-1	5-8	3 8 11	2 9	2 3 0 0	29						
03	CALDWELL, Rodrick	g	5-10	1-3	0-0	1 0 1	1 11	1 1 0 0	24						
05	FRYE, Dylan	g	3-11	2-5	7-8	1 5 6	2 15	2 1 0 0	32						
10	TURNER, Justin	g	6-14	2-3	6-8	1 6 7	2 20	1 5 0 4	36						
00	CUMMINGS, Nelly		3-5	0-0	1-2	0 1 1	2 7	1 0 0 0	19						
13	UJU, Jeffrey		0-1	0-0	1-2	1 0 1	1 1	0 0 0 0	1						
24	FOX, Matt		0-2	0-1	0-0	1 3 4	1 0	3 0 1 1	17						
25	PLOWDEN, Daewon		2-6	1-2	1-2	1 2 3	0 6	0 0 0 0	16						
52	GADSON, Joniya		0-0	0-0	0-0	0 1 1	3 0	0 1 3 0	3						
Team					1 3 4										
Totals			27-66	6-15	23-33	12 34 46	19 83	10 14 4 7	200						

FG % 1st Half: 12-37 32.4% 2nd half: 15-29 51.7% Game: 27-66 40.9%  
 3FG % 1st Half: 3-10 30.0% 2nd half: 3-5 60.0% Game: 6-15 40.0%  
 FT % 1st Half: 13-18 72.2% 2nd half: 10-15 66.7% Game: 23-33 69.7%

Deadball Rebounds 6

Officials: Steve McJunkins, Paul Szelc, Bart Wegenke  
 Technical fouls: FGCU-None. Bowling Green-GADSON, Joniya.  
 Attendance: 2440

Score by periods	1st	2nd	Total
FGCU	43	37	80
Bowling Green	40	43	83

Last FG - FGCU 2nd-00:44, BGSU 2nd-00:01.  
 Largest lead - FGCU by 13 1st-10:15, BGSU by 6 2nd-01:17.  
 FGCU led for 21:51, BGSU led for 17:03. Game was tied for 01:06.

Score tied - 3 times.  
 Lead changed - 7 times.

#DunkCity

## G2 @ SIENA

### FGCU 86 • 2-0

#	Player	Total		3-Ptr		Rebounds			PF	TP	A	TO	Blk	Stl	Min
		FG-FGA	FG-FGA	FT-FTA	Off Def Tot	PF	TP	A TO Blk Stl							
15	DOYLE, Ricky	f	3-7	0-1	3-6	6 5 11	1 9	3 0 1 1	27						
32	SIMMONS, Antravious	f	3-5	0-0	1-1	3 5 8	3 7	2 1 0 2	17						
00	GOODWIN, Brandon	g	6-13	1-6	3-3	0 5 5	2 16	4 6 0 2	26						
05	JOHNSON, Zach	g	6-13	0-4	1-1	2 1 3	2 13	1 1 0 1	31						
11	TERRELL, Christian	g	7-7	2-2	0-0	0 5 5	3 16	1 0 0 0	23						
03	ROGERS, Darnell		0-0	0-0	0-0	0 0 0	0 0	1 0 0 0	6						
20	McADOO, Ryan		0-1	0-0	0-0	0 1 1	0 0	0 2 0 1	2						
21	ERNST, Brady		0-3	0-0	1-2	0 2 2	2 1	1 1 0 1	14						
23	CARLYLE, Christian		1-3	0-0	4-6	4 1 5	5 6	1 2 0 1	18						
30	THOMAS, Brian		1-2	0-0	0-0	0 1 1	1 2	0 0 2 0	11						
31	MERCURIUS, Dinero		5-9	3-7	1-1	0 3 3	0 14	2 1 0 1	23						
33	MAHONEY, Dolan		1-1	0-0	0-0	0 0 0	1 2	0 0 0 0	2						
Team					3 4 7										
Totals			33-64	6-20	14-20	18 30 48	20 86	16 14 3 10	200						

FG % 1st Half: 14-27 51.9% 2nd half: 19-37 51.4% Game: 33-64 51.6%  
 3FG % 1st Half: 4-7 57.1% 2nd half: 2-13 15.4% Game: 6-20 30.0%  
 FT % 1st Half: 8-10 80.0% 2nd half: 6-10 60.0% Game: 14-20 70.0%

Deadball Rebounds 3,2

### Siena 53 • 0-2

#	Player	Total		3-Ptr		Rebounds			PF	TP	A	TO	Blk	Stl	Min
		FG-FGA	FG-FGA	FT-FTA	Off	Def	Tot								
15	Oduro, Prince	f	2-12	0-0	3-6	1	2	3	3	7	2	0	1	0	27
32	Fisher, Evan	f	2-5	0-0	0-0	3	2	5	3	4	0	1	0	0	25
05	Smithen, Kadeem	g	2-5	1-1	0-0	2	4	6	0	5	0	1	0	2	17
21	Shivers, Ahsante	g	2-6	1-2	1-3	2	1	3	2	6	1	2	0	1	25
25	Clareth, Nico	g	3-12	0-5	0-0	0	1	1	3	6	0	4	1	1	23
02	Bentley, Christian		0-0	0-0	1-2	0	0	0	0	1	0	0	0	0	4
11	Huerter, Jr, Thomas		1-1	0-0	0-0	1	3	4	3	2	1	0	0	0	11
12	Diamond, Ben		0-0	0-0	0-0	0	0	0	0	0	0	1	0	0	1
13	Richard, Khalil		4-10	1-3	3-4	1	1	2	1	12	0	2	0	1	26
20	Penn, Roman		0-2	0-1	0-0	1	0	1	0	0	1	0	0	2	7
23	Horn, Jordan		3-7	0-3	0-0	2	1	3	0	6	1	0	0	0	14
34	Degnan, Kevin		0-1	0-0	2-2	0	0	0	0	2	0	1	0	0	4
35	Friday, Sammy		0-2	0-0	2-2	2	0	2	0	2	1	1	2	0	16
Team						2	1	3				1			
Totals			19-63	3-15	12-21	17	16	33	15	53	7	14	4	7	200
FG % 1st Half: 11-32			34.4%	2nd half: 8-31		25.8%	Game: 19-63		30.2%		Deadball Rebounds 4				
3FG % 1st Half: 3-10			30.0%	2nd half: 0-5		0.0%	Game: 3-15		20.0%						
FT % 1st Half: 2-4			50.0%	2nd half: 10-17		58.8%	Game: 12-21		57.1%						



# G5 vs. DENVER

## Denver 71 • 1-3

#	Player	Total		3-Ptr		Rebounds			PF	TP	A	TO	Blk	Stl	Min
		FG-FGA	FG-FGA	FT-FTA	Off Def Tot	PF	TP	A							
00	Ade Murkey	* 1-3	0-0	0-0	2 2 4	3	2	5	0	1	0	0	0	0	32
02	Joe Rosga	* 4-11	1-7	0-0	0 2 2	0	9	4	4	0	1	0	1	0	37
05	Jake Pemberton	* 5-8	3-4	2-2	0 3 3	2	15	1	3	0	1	0	1	0	36
11	Jake Krafka	* 3-5	0-2	0-0	1 1 2	4	6	1	4	0	0	0	0	0	19
44	Daniel Amigo	* 7-13	1-3	3-6	2 8 10	5	18	2	2	0	1	0	1	0	29
03	Elvin Rodriguez	1-4	0-1	5-7	0 1 1	2	7	0	1	0	0	0	0	0	11
10	Jake Holtzmann	0-1	0-1	0-0	0 1 1	0	0	1	0	0	0	0	0	0	4
24	Christian Mackey	5-6	0-0	0-0	3 3 6	4	10	0	1	0	0	0	0	0	17
32	Abiola Akintola	2-4	0-0	0-1	1 1 2	2	4	0	0	0	2	0	0	0	15
Team					3 0 3			1							
Totals		28-55	5-18	10-16	12 22 34	22	71	14	16	1	5	200			

FG % 1st Half: 13-24 54.2% 2nd half: 15-31 48.4% Game: 28-55 50.9% Deadball Rebounds 2  
3FG % 1st Half: 3-10 30.0% 2nd half: 2-8 25.0% Game: 5-18 27.8%  
FT % 1st Half: 3-7 42.9% 2nd half: 7-9 77.8% Game: 10-16 62.5%

## FGCU 79 • 3-2

#	Player	Total		3-Ptr		Rebounds			PF	TP	A	TO	Blk	Stl	Min
		FG-FGA	FG-FGA	FT-FTA	Off Def Tot	PF	TP	A							
00	GOODWIN, Brandon	* 5-12	3-9	3-4	0 4 4	1	16	3	2	0	1	34			
05	JOHNSON, Zach	* 5-9	3-5	7-9	0 2 2	3	20	1	1	0	4	31			
11	TERRELL, Christian	* 5-11	2-6	4-5	0 4 4	0	16	5	4	0	0	33			
15	DOYLE, Ricky	* 0-0	0-0	1-2	0 2 2	4	1	1	1	1	2	13			
32	SIMMONS, Antravious	* 2-4	0-0	0-0	0 1 1	3	4	0	0	1	0	14			
03	ROGERS, Darnell	0-3	0-2	0-0	1 0 1	1	0	3	0	0	0	13			
13	SCOTT Jr, RaySean	7-8	0-0	1-1	5 3 8	2	15	0	0	1	0	26			
21	ERNST, Brady	1-2	0-0	2-2	1 0 1	1	4	0	0	1	1	18			
23	CARLYLE, Christian	1-5	1-2	0-0	1 0 1	2	3	3	1	0	0	18			
31	MERCURIUS, Dinero	0-0	0-0	0-0	0 0 0	0	0	0	0	0	0	0+			
Team					1 3 4										
Totals		26-54	9-24	18-23	9 19 28	17	79	16	9	4	8	200			

FG % 1st Half: 14-28 50.0% 2nd half: 12-26 46.2% Game: 26-54 48.1% Deadball Rebounds 2  
3FG % 1st Half: 5-15 33.3% 2nd half: 4-9 44.4% Game: 9-24 37.5%  
FT % 1st Half: 2-4 50.0% 2nd half: 16-19 84.2% Game: 18-23 78.3%

Officials: Landon Brandes (R), Christopher Merlo, Kenny Totten

Technical fouls: Denver-None. FGCU-None.

Attendance: 3517

Homewood Suites FGCU Shootout: Game 2

FGCU Ranked #13 In CollegeInsider.com Mid Major Top 25

Score by periods	1st	2nd	Total
Denver	32	39	71
FGCU	35	44	79

Points	In Paint	Off T/O	2nd Chance	Fast Break	Bench
DENMBB	32	7	14	2	21
FGCU	35	24	11	7	22

Last FG - DENMBB 2nd-00:22, FGCU 2nd-00:13.  
Largest lead - DENMBB by 4 1st-16:35, FGCU by 10 2nd-00:10.  
DENMBB led for 04:06. FGCU led for 29:15. Game was tied for 06:39.

Score tied - 7 times.  
Lead changed - 10 times.

# G7 vs. ST. FRANCIS BROOKLYN

## St. Francis Brooklyn 51 • 1-5

#	Player	Total		3-Ptr		Rebounds			PF	TP	A	TO	Blk	Stl	Min
		FG-FGA	FG-FGA	FT-FTA	Off Def Tot	PF	TP	A							
00	DUNN, Rasheem	* 5-11	0-3	0-0	0 2 2	1	10	1	3	0	1	29			
10	SANABRIA, Glenn	* 1-6	0-3	0-0	0 1 1	1	2	1	0	0	1	22			
11	NURSE, Josh	* 1-1	0-0	1-2	1 4 5	4	3	2	2	1	0	22			
14	JORDAN, Jalen	* 3-8	2-5	1-2	0 1 1	0	9	0	1	0	0	28			
33	LASIC, Jago	* 0-1	0-0	0-0	0 1 1	0	0	0	1	0	0	4			
02	HAWKINS, Chauncey	0-1	0-1	1-3	0 1 1	2	1	1	1	0	0	15			
04	OLAFSSON, Gunnar	1-1	0-0	0-0	0 1 1	1	2	0	1	0	0	4			
05	EVANS, Yaradyah	1-4	0-2	2-3	0 4 4	1	4	0	1	0	0	20			
13	WILLIAMS, Keon	0-1	0-1	1-2	0 1 1	0	1	0	0	0	0	6			
15	NICHOLAS, Josh	2-5	0-2	0-0	0 0 0	1	4	0	0	1	1	17			
20	JOHNSON, Cori	3-7	0-0	2-4	1 3 4	1	8	0	1	0	1	18			
23	PORTER, Darelle	2-6	2-4	1-2	1 1 2	5	7	0	2	1	2	13			
24	HARRIS, Sam	0-0	0-0	0-0	0 0 0	0	0	0	0	0	0	1			
40	BECKFORD, Bryant	0-0	0-0	0-0	0 0 0	0	0	0	0	0	0	1			
Team					1 2 3			1							
Totals		19-52	4-21	9-18	4 22 26	17	51	5	14	3	6	200			

FG % 1st Half: 7-26 26.9% 2nd half: 12-26 46.2% Game: 19-52 36.5% Deadball Rebounds 7  
3FG % 1st Half: 0-11 0.0% 2nd half: 4-10 40.0% Game: 4-21 19.0%  
FT % 1st Half: 4-7 57.1% 2nd half: 5-11 45.5% Game: 9-18 50.0%

## FGCU 75 • 5-2

#	Player	Total		3-Ptr		Rebounds			PF	TP	A	TO	Blk	Stl	Min
		FG-FGA	FG-FGA	FT-FTA	Off Def Tot	PF	TP	A							
00	GOODWIN, Brandon	* 2-13	1-4	0-0	0 4 4	1	5	2	2	0	0	27			
05	JOHNSON, Zach	* 3-12	0-1	2-2	0 4 4	0	8	3	1	0	3	28			
11	TERRELL, Christian	* 7-10	2-2	4-4	1 2 3	0	20	0	2	0	0	30			
13	SCOTT Jr, RaySean	* 3-3	0-0	1-1	2 8 10	2	7	2	0	1	0	19			
15	DOYLE, Ricky	* 5-7	0-0	0-0	1 1 2	3	10	3	1	0	1	18			
02	KO, Joshua	0-1	0-0	0-0	0 0 0	0	0	0	0	0	0	4			
03	ROGERS, Darnell	1-2	0-0	1-2	0 0 0	1	3	1	3	0	0	12			
20	McADOO, Ryan	0-0	0-0	0-2	0 1 1	0	0	0	1	0	0	2			
21	ERNST, Brady	0-1	0-0	3-4	0 0 0	1	3	0	0	0	0	19			
23	CARLYLE, Christian	1-3	0-0	2-2	0 3 3	3	4	2	0	0	0	19			
32	SIMMONS, Antravious	7-9	0-0	1-2	4 3 7	4	15	2	1	0	0	20			
33	MAHONEY, Dolan	0-0	0-0	0-0	0 0 0	0	0	0	0	0	0	2			
Team					4 5 9										
Totals		29-61	3-7	14-19	12 31 43	15	75	15	11	1	4	200			

FG % 1st Half: 15-35 42.9% 2nd half: 14-26 53.8% Game: 29-61 47.5% Deadball Rebounds 3  
3FG % 1st Half: 2-6 33.3% 2nd half: 1-1 100.0% Game: 3-7 42.9%  
FT % 1st Half: 3-4 75.0% 2nd half: 11-15 73.3% Game: 14-19 73.7%

Officials: Landon Brandes (R), Steven Anderson, Andy Nagy

Technical fouls: St. Francis Brooklyn-None. FGCU-None.

Attendance: 2929

Homewood Suites FGCU Shootout: Game 6

FGCU Ranked #13 In CollegeInsider.com Top 25

Score by periods	1st	2nd	Total
St. Francis Brooklyn	18	33	51
FGCU	35	40	75

Points	In Paint	Off T/O	2nd Chance	Fast Break	Bench
SFBK	24	8	3	7	27
FGCU	48	11	16	13	25

Last FG - SFBK 2nd-01:03, FGCU 2nd-03:39.  
Largest lead - SFBK None, FGCU by 28 2nd-02:44.  
SFBK led for 00:00. FGCU led for 39:04. Game was tied for 00:56.

Score tied - 0 times.  
Lead changed - 0 times.

# G6 vs. NAVY

## Navy 54 • 4-3

#	Player	Total		3-Ptr		Rebounds			PF	TP	A	TO	Blk	Stl	Min
		FG-FGA	FG-FGA	FT-FTA	Off Def Tot	PF	TP	A							
01	Lacey, Tom	* 3-5	0-0	4-5	0 3 3	3	10	0	2	0	0	21			
02	Abdullah, Hasan	* 1-6	1-4	1-2	0 2 2	3	4	1	4	0	2	28			
14	Dulin, Bryce	* 6-13	1-5	0-1	3 1 4	2	13	1	1	0	2	32			
20	Anderson, Shawn	* 5-11	0-2	3-4	0 4 4	2	13	1	1	0	1	29			
40	Wleck, Evan	* 2-3	0-0	0-0	2 1 3	2	4	0	1	0	0	24			
00	Fox, Nourse	0-2	0-1	0-0	1 0 1	1	0	0	0	0	0	1			
05	Pearson, Ryan	0-3	0-2	0-0	0 0 0	1	0	0	0	0	0	7			
10	Mathis, JR	0-1	0-1	0-0	0 0 0	0	0	0	0	0	0	4			
21	Kiernan, George	0-7	0-2	0-0	3 1 4	0	0	0	1	0	0	19			
22	Davis, Cam	0-3	0-1	0-0	0 0 0	0	0	0	0	0	0	12			
23	Lewis, Mo	2-2	0-0	4-4	0 0 0	1	8	0	0	0	1	8			
41	Riemersma, Tyler	1-2	0-0	0-0	0 0 0	0	2	0	0	0	0	1			
Team					1 3 4										
Totals		20-58	2-18	12-16	10 15 25	15	54	3	10	0	8	200			

FG % 1st Half: 10-32 31.3% 2nd half: 10-26 38.5% Game: 20-58 34.5% Deadball Rebounds 1  
3FG % 1st Half: 2-11 18.2% 2nd half: 0-7 0.0% Game: 2-18 11.1%  
FT % 1st Half: 4-4 100.0% 2nd half: 8-12 66.7% Game: 12-16 75.0%

## FGCU 70 • 4-2

#	Player	Total		3-Ptr		Rebounds			PF	TP	A
---	--------	-------	--	-------	--	----------	--	--	----	----	---



# G9 vs. MIDDLE TENNESSEE

## Middle Tennessee 81 • 5-1

#	Player	Total		3-Ptr		Rebounds			PF	TP	A	TO	Blk	Stl	Min
		FG-FGA	FG-FGA	FT-FTA	FT-FTA	Off	Def	Tot							
01	WALTERS, Brandon	f	4-6	0-0	4-5	2	2	4	2	12	1	3	1	0	29
05	KING, Nick	f	11-21	0-1	10-14	4	7	11	1	32	4	2	0	0	37
00	DIXON, Tyrik	g	1-3	1-1	1-1	0	7	7	4	4	3	1	0	0	28
11	SIMPSON, Edward	g	0-4	0-3	0-0	0	1	1	2	0	2	2	1	1	26
20	POTTS, Giddy	g	4-13	2-7	0-0	2	1	3	4	10	3	3	0	4	26
03	SIMS, Donovan		0-0	0-0	0-0	0	1	1	0	0	0	1	0	0	4
04	HAWTHORNE, James		1-1	0-0	0-0	0	0	0	4	2	0	1	0	0	4
12	SHELTON-SZMIDT, Th.		2-4	1-2	0-0	1	2	3	1	5	0	0	0	0	10
21	SIMMONS, David		4-6	0-1	3-4	3	2	5	5	11	1	3	0	1	26
25	GAMBLE, Karl		2-2	0-0	1-1	0	1	1	0	5	0	2	0	0	10
Team						3	3	6							
Totals			29-60	4-15	19-25	15	27	42	23	81	14	18	2	6	200
FG % 1st Half: 13-31		41.9%	2nd half: 16-29		55.2%	Game: 29-60		48.3%	Deadball						
3FG % 1st Half: 3-6		50.0%	2nd half: 1-1		0.0%	Game: 4-15		26.7%	Rebounds						
FT % 1st Half: 6-9		66.7%	2nd half: 13-16		81.3%	Game: 19-25		76.0%	1						

## FGCU 76 • 6-3

#	Player	Total		3-Ptr		Rebounds			PF	TP	A	TO	Blk	Stl	Min
		FG-FGA	FG-FGA	FT-FTA	FT-FTA	Off	Def	Tot							
32	SIMMONS, Antravious	f	2-5	0-0	0-0	0	4	4	5	4	0	2	0	0	25
00	GOODWIN, Brandon	g	8-17	3-7	7-9	2	4	6	1	26	3	1	0	2	38
05	JOHNSON, Zach	g	2-7	0-1	3-4	0	2	2	4	7	4	3	0	2	23
11	TERRELL, Christian	g	2-4	0-1	3-5	1	7	8	2	7	5	2	0	2	31
23	CARLYLE, Christian	g	6-9	0-1	6-7	1	1	2	5	18	0	2	0	2	37
03	ROGERS, Darnell		0-1	0-1	0-0	0	0	0	0	0	0	0	0	0	2
13	SCOTT Jr, RaySean		0-0	0-0	0-0	2	1	3	4	0	2	2	1	0	10
21	ERNST, Brady		1-1	0-0	0-1	0	0	0	1	2	0	0	0	0	11
31	MERCURIUS, Dinero		4-8	4-6	0-1	1	0	1	0	12	0	3	0	0	23
Team						0	2	2							
Totals			25-52	7-17	19-27	7	21	28	22	76	14	15	1	8	200
FG % 1st Half: 12-24		50.0%	2nd half: 13-28		46.4%	Game: 25-52		48.1%	Deadball						
3FG % 1st Half: 2-6		33.3%	2nd half: 5-11		45.5%	Game: 7-17		41.2%	Rebounds						
FT % 1st Half: 5-6		83.3%	2nd half: 14-21		66.7%	Game: 19-27		70.4%	1						

Officials: Jason Baker (R), Mick Fieldbinder, Christopher Ford  
 Technical fouls: Middle Tennessee-None. FGCU-None.  
 Attendance: 3931  
 FGCU Ranked #13 CollegeInsider.com Mid-Major Top 25

Score by periods	1st	2nd	Total	Points	In	Off	2nd	Fast	Bench
Middle Tennessee	34	47	81	MT	46	22	22	2	23
FGCU	31	45	76	FGCU	30	24	5	8	14

Last FG - MT 2nd-01:48, FGCU 2nd-01:35.  
 Largest lead - MT by 16 2nd-11:58, FGCU by 12 1st-15:43.  
 MT led for 27:57, FGCU led for 11:33. Game was tied for 00:30.

Score tied - 1 time.  
 Lead changed - 3 times.

# G11 @ rv UT ARLINGTON

## FGCU 85 • 7-4

#	Player	Total		3-Ptr		Rebounds			PF	TP	A	TO	Blk	Stl	Min
		FG-FGA	FG-FGA	FT-FTA	FT-FTA	Off	Def	Tot							
00	GOODWIN, Brandon	*	7-17	1-3	8-9	2	3	5	2	23	8	3	0	2	36
05	JOHNSON, Zach	*	5-12	1-5	2-5	0	5	5	3	13	2	8	0	2	36
11	TERRELL, Christian	*	6-8	4-5	0-0	1	4	5	1	16	3	4	0	1	38
13	SCOTT Jr, RaySean	*	1-2	0-1	2-2	1	3	4	4	4	0	1	1	1	17
32	SIMMONS, Antravious	*	1-3	0-0	0-0	1	3	4	3	2	0	1	0	0	10
15	DOYLE, Ricky		2-2	0-0	0-0	2	0	2	4	4	1	0	0	1	15
21	ERNST, Brady		0-0	0-0	0-0	0	4	4	2	0	0	0	0	0	13
23	CARLYLE, Christian		2-2	1-1	2-2	0	0	0	3	7	0	3	0	1	16
31	MERCURIUS, Dinero		4-5	3-4	5-5	0	1	1	1	16	0	2	0	1	19
Team						2	0	2							
Totals			28-51	10-19	19-23	9	23	32	23	85	14	24	1	9	200
FG % 1st Half: 14-27		51.9%	2nd half: 14-24		58.3%	Game: 28-51		54.9%	Deadball						
3FG % 1st Half: 6-11		54.5%	2nd half: 10-19		52.6%	Game: 10-19		52.6%	Rebounds						
FT % 1st Half: 3-5		60.0%	2nd half: 16-18		88.9%	Game: 19-23		82.6%	1						

## rv UT Arlington 78 • 7-3

#	Player	Total		3-Ptr		Rebounds			PF	TP	A	TO	Blk	Stl	Min
		FG-FGA	FG-FGA	FT-FTA	FT-FTA	Off	Def	Tot							
25	Hervey, Kevin	f	8-18	4-6	5-9	4	6	10	2	25	3	6	1	1	34
13	Hamilton, Johnny	c	4-6	0-0	2-2	2	4	6	2	10	1	0	0	0	17
01	Neal, Erick	g	4-11	4-10	3-4	0	2	2	3	15	1	0	1	4	25
03	Hawkins, Nathan	g	4-8	1-3	1-1	1	0	1	3	10	3	2	0	2	35
05	Wilson, Kaelon	g	4-7	2-3	0-0	1	1	2	1	10	0	6	0	0	34
02	Bryant, DJ		0-0	0-0	0-0	0	0	0	1	0	2	2	0	1	15
04	Turner, Davion		1-3	0-2	0-0	1	1	2	1	2	0	1	1	0	13
20	Harris, Julian		2-3	0-0	2-3	0	1	1	4	6	0	1	0	0	14
22	Kabadyundi, Link		0-0	0-0	0-0	0	2	2	1	0	0	1	0	0	7
23	Clarke, Mairega		0-1	0-1	0-0	0	0	0	0	0	0	0	0	0	6
Team						2	0	2							
Totals			27-57	11-25	13-19	11	17	28	18	78	14	21	2	8	200
FG % 1st Half: 12-28		42.9%	2nd half: 15-29		51.7%	Game: 27-57		47.4%	Deadball						
3FG % 1st Half: 5-12		41.7%	2nd half: 6-13		46.2%	Game: 11-25		44.0%	Rebounds						
FT % 1st Half: 3-4		75.0%	2nd half: 10-15		66.7%	Game: 13-19		68.4%	2						

Officials: Brent Dugas, Coy Gammon, John Dillon  
 Technical fouls: FGCU-GOODWIN, Brandon. rv UT Arlington-Hervey, Kevin;  
 Hamilton, Johnny; Turner, Davion.  
 Attendance: 2635

Score by periods	1st	2nd	Total	Points	In	Off	2nd	Fast	Bench
FGCU	37	48	85	FGCU	26	24	9	4	27
rv UT Arlington	32	46	78	UTA	26	18	14	2	8

Last FG - FGCU 2nd-00:51, UTA 2nd-00:13.  
 Largest lead - FGCU by 19 2nd-10:01, UTA by 7 1st-11:24.  
 FGCU led for 28:02, UTA led for 08:21. Game was tied for 03:30.

Score tied - 3 times.  
 Lead changed - 6 times.

One of the best road wins in program history; UTA entered the game with an RPI of 42 and a 21-game homecourt winning streak.

#DunkCity

# G10 vs. FAU

## FAU 92 • 5-3

#	Player		Total		3-Ptr		Rebounds			PF	TP	A	TO	Blk	Stl	Min
			FG-FGA	FG-FGA	FT-FTA	Off	Def	Tot								
05	Pfister, William	f	0-2	0-0	0-0	3	1	4	5	0	1	1	0	0	16	
15	Ingram, Jaily	f	2-7	0-1	5-8	3	4	7	3	9	0	1	2	1	35	
33	Delph, Ronald	c	8-14	0-0	3-5	2	6	8	3	19	1	0	2	0	34	
03	Adger, Anthony	g	3-7	1-3	3-3	1	1	2	2	10	2	1	0	0	21	
14	Troutman, Gerdarius	g	4-10	3-6	3-3	0	3	3	1	14	0	1	0	2	32	
00	Hulsey, Payton		7-13	1-2	4-5	1	3	4	3	19	3	0	0	1	27	
01	Perry, Je'Quan		0-0	0-0	0-0	0	0	0	0	0	0	0	0	0	3	
02	Massey, Justin		5-10	4-9	7-9	0	0	0	1	21	1	2	0	0	29	
32	Smith, Amir		0-1	0-0	0-0	0	1	1	2	0	0	1	0	0	3	
Team						3	5	8								
Totals			29-64	9-21	25-33	13	24	37	20	92	8	7	4	4	200	
FG % 1st Half: 11-32 34.4% 2nd half: 18-32 56.3% Game: 29-64 45.3% Deadball																
3FG % 1st Half: 3-8 37.5% 2nd half: 6-13 46.2% Game: 9-21 42.9% Rebounds																
FT % 1st Half: 9-12 75.0% 2nd half: 16-21 76.2% Game: 25-33 75.8% 3																





## G13 @ FIU

### FGCU 88 • 7-6

#	Player	*	Total		3-Ptr		Rebounds			PF	TP	A	TO	Blk	Stl	Min
			FG-FGA	FG-FGA	FT-FTA	Off	Def	Tot								
00	GOODWIN, Brandon	*	8-14	2-6	6-10	4	5	9	2	24	8	5	0	2	38	
05	JOHNSON, Zach	*	3-9	2-6	4-4	0	2	2	5	12	3	3	0	1	35	
11	TERRELL, Christian	*	5-14	5-11	3-4	0	7	7	4	18	1	4	1	0	32	
24	GILMORE, Michael	*	1-3	0-2	0-0	0	4	4	5	2	1	3	2	0	17	
32	SIMMONS, Antravious	*	4-5	0-0	4-7	3	5	8	4	12	3	2	0	0	25	
13	SCOTT Jr, RaySean	*	3-5	0-0	2-2	4	5	9	4	8	0	0	0	1	22	
15	DOYLE, Ricky		0-0	0-0	0-0	0	1	1	0	0	0	1	0	0	2	
21	ERNST, Brady		2-3	0-0	0-0	0	1	1	3	4	0	0	1	1	10	
31	MERCURIUS, Dinero		3-8	2-7	0-0	2	0	2	2	8	1	0	0	0	19	
Team						0	0	0								
Totals			29-61	11-32	19-27	13	30	43	29	88	17	19	4	5	200	
FG % 1st Half: 14-23 60.9%			2nd half: 15-38 39.5%		Game: 29-61 47.5%		Deadball Rebounds 6									
3FG % 1st Half: 6-12 50.0%			2nd half: 5-20 25.0%		Game: 11-32 34.4%											
FT % 1st Half: 9-10 90.0%			2nd half: 10-17 58.8%		Game: 19-27 70.4%											

### FIU 91 • 6-6

#	Player	Total		3-Ptr		Rebounds			PF	TP	A	TO	Blk	Stl	Min
		FG-FA	FG-FGA	FT-FTA	Off	Def	Tot								
03	JACOB, Trejon	* 13-19	7-11	5-11	0	2	2	3	38	0	4	0	2	34	
04	BEARD JR., Brian	* 8-16	0-3	8-13	1	5	6	4	24	7	2	0	5	35	
05	LOCKETT, Eric	* 2-7	1-1	6-6	2	3	5	1	11	4	1	0	2	38	
10	HUSSEIN, Hassan	* 2-5	0-1	0-0	0	3	3	4	4	0	1	0	0	21	
32	HARVEY, Jay	* 1-1	0-0	0-2	1	0	1	0	2	0	1	0	0	27	
01	BANKS, Isiah	0-0	0-0	0-0	0	0	0	0	0	0	0	0	0	3	
02	VEIRA, Cordell	0-1	0-1	1-2	0	0	0	3	1	1	0	0	0	5	
23	WHITAKER, Ronald	0-0	0-0	0-0	0	0	0	1	0	0	1	0	0	5	
31	DOUGLAS, Michael	0-2	0-0	7-10	0	4	4	1	7	0	0	1	0	20	
34	OSAGHAE, Osasumwen	1-1	0-0	2-2	0	2	2	3	4	0	0	1	1	12	
Team															
Totals		27-52	8-17	29-46	7	21	28	20	91	12	11	2	10	200	
FG % 1st Half: 14-26 53.8%		2nd half: 13-26 50.0%		Game: 27-52 51.9%		Deadball Rebounds 5									
3FG % 1st Half: 5-8 62.5%		2nd half: 3-9 33.3%		Game: 8-17 47.1%											
FT % 1st Half: 7-8 87.5%		2nd half: 22-38 57.9%		Game: 29-46 63.0%											

Officials: Rick Crawford, Kevin Mathis, Tommy Short  
Technical fouls: FGCU-None. FIU-None.  
Attendance: 509

Score by periods	1st	2nd	Total
FGCU	43	45	88
FIU	40	51	91

Points	In	Off	2nd	Fast	Bench
FGCU	34	10	12	15	20
FIU	26	23	7	14	12

Last FG - FGCU 2nd-00:05, FIU 2nd-01:14.  
Largest lead - FGCU by 11 2nd-15:31, FIU by 9 2nd-06:39.  
FGCU led for 16:37, FIU led for 20:09. Game was tied for 03:14.

First time in Division-I program history (since 2007-08) FGCU lost when having at least a +15 advantage on the glass (43-28).

## G15 @ rv RHODE ISLAND

### FGCU 60 • 7-8

#	Player	Total		3-Ptr		Rebounds			PF	TP	A	TO	Blk	Stl	Min
		FG	FGA	FG	FGA	FT	FTA	Off Def Tot							
32	SIMMONS, Antravious	f	6-10	0-0	2-3	1	1	2	0	14	0	2	0	0	20
00	GOODWIN, Brandon	g	3-9	0-2	4-5	1	3	4	2	10	2	1	0	0	33
05	JOHNSON, Zach	g	3-9	0-2	0-0	1	1	2	3	6	1	1	0	1	31
13	SCOTT Jr, RaySean	g	4-5	1-2	1-1	1	2	3	4	10	0	1	0	0	23
23	CARLYLE, Christian	g	0-2	0-0	0-0	1	1	2	0	0	1	1	0	1	10
03	ROGERS, Darnell		0-1	0-0	0-0	0	1	1	1	0	0	1	0	0	7
11	TERRELL, Christian		3-5	1-1	0-0	0	4	4	0	7	1	4	0	1	24
15	DOYLE, Ricky		3-4	0-0	3-3	0	2	2	0	9	1	0	0	0	18
21	ERNST, Brady		1-1	0-0	0-0	0	1	1	2	2	0	0	0	0	8
24	GILMORE, Michael		1-3	0-0	0-0	2	3	5	4	2	1	2	0	0	10
31	MERCURIUS, Dinero		0-3	0-2	0-0	1	2	3	1	0	2	0	0	0	16
Team						0	0	0							
Totals			24-52	2-9	10-12	8	21	29	17	60	9	13	0	3	200
FG % 1st Half: 12-21 57.1%		2nd half: 12-31 38.7%		Game: 24-52 46.2%		Deadball Rebounds 1									
3FG % 1st Half: 2-4 50.0%		2nd half: 0-5 0.0%		Game: 2-9 22.2%											
FT % 1st Half: 6-8 75.0%		2nd half: 4-4 100.0%		Game: 10-12 83.3%											

### rv Rhode Island 80 • 8-3

#	Player	Total		3-Ptr		Rebounds			PF	TP	A	TO	Blk	Stl	Min
		FG-FGA	FG-FGA	FT-FTA	Off	Def	Total								
34	BERRY, Andre	f	5-9	0-0	0-0	1	0	1	2	10	1	0	2	0	25
00	MATTHEWS, E.C.	g	5-9	3-6	7-8	2	4	6	0	20	1	1	0	2	28
11	DOWTIN, Jeff	g	3-5	2-3	3-4	0	3	3	3	11	6	1	1	0	29
13	ROBINSON, Stanford	g	6-11	2-5	0-0	2	5	7	3	14	1	1	0	1	24
32	TERRELL, Jared	g	5-10	2-7	6-6	0	4	4	1	18	6	1	0	0	32
01	GARRETT, Jarvis		1-2	1-2	0-0	0	1	1	2	3	2	1	0	1	17
02	RUSSELL, Fatts		1-3	0-2	0-0	0	2	2	0	2	0	0	0	1	14
04	LEVITON, Will		0-0	0-0	0-0	0	0	0	0	0	0	0	0	0	1
05	PRESTON, Ryan		0-0	0-0	0-0	0	0	0	0	1	0	0	0	0	2
10	LANEVEINE, Cyril		1-3	0-0	0-3	2	1	3	4	2	0	0	1	0	13
15	DADIKA, Eric		0-1	0-0	0-0	0	0	0	0	0	0	0	0	1	2
21	LAYSARD, Mike		0-1	0-0	0-0	0	1	1	0	0	0	0	0	0	2
45	AKELE, Nicola		0-2	0-1	0-0	0	0	0	1	0	0	0	0	0	11
Team			27-56	10-26	16-21	10	21	31	17	80	17	5	4	6	200
Totals															
FG % 1st Half: 13-31 41.9%		2nd half: 14-25 56.0%		Game: 27-56 48.2%		Deadball Rebounds 3									
3FG % 1st Half: 6-17 35.3%		2nd half: 4-9 44.4%		Game: 10-26 38.5%											
FT % 1st Half: 6-10 60.0%		2nd half: 10-11 90.9%		Game: 16-21 76.2%											

Officials: Michael Stephens, John Gaffney, Evan Burroughs  
Technical fouls: FGCU-None. rv Rhode Island-None.  
Attendance: 5347

Score by periods	1st	2nd	Total
FGCU	32	28	60
rv Rhode Island	38	42	80

Points	In	Off	2nd	Fast	Bench
FGCU	36	5	11	0	20
URI	38	18	14	6	7

Last FG - FGCU 2nd-01:48, URI 2nd-00:38.  
Largest lead - FGCU by 4 1st-03:15, URI by 23 2nd-02:12.  
FGCU led for 03:50, URI led for 29:11. Game was tied for 06:58.

Score tied - 8 times.  
Lead changed - 7 times.

## G14 @ #11 WICHITA STATE

### FGCU 65 • 7-7

#	Player		Total		3-Ptr		Rebounds			PF	TP	A	TO	Blk	Stl	Min
			FG	FGA	FG	FGA	FT	FTA	Off							
24	GILMORE, Michael	f	1-7	1-4	0-0	3	4	7	4	3	0	2	2	2	18	
32	SIMMONS, Antravious	r	0-1	0-0	0-0	2	3	5	2	0	1	0	0	1	19	
00	GOODWIN, Brandon	g	9-21	1-6	1-2	3	5	8	2	20	3	3	0	1	38	
05	JOHNSON, Zach	g	6-17	5-7	2-4	1	3	4	1	19	2	2	0	1	37	
11	TERRELL, Christian	g	2-4	1-2	0-0	0	1	1	3	5	1	2	0	0	18	
21	SCOTT Jr, RaySean		2-4	0-1	2-2	2	1	3	4	6	1	3	2	0	14	
15	DOYLE, Ricky		2-4	0-0	1-2	1	3	4	2	5	1	1	2	1	19	
21	ERNST, Brady		1-1	0-0	0-0	0	2	2	0	2	0	0	0	0	11	
23	CARLYLE, Christian		2-6	1-1	0-0	1	1	2	5	5	0	2	0	1	16	
31	MERCURIUS, Dinero		0-3	0-0	0-0	0	1	1	0	0	1	0	0	1	10	
Team							1	1	2							
Totals				25-68	9-22	6-10	14	25	39	23	65	10	15	6	8	100
FG 1st Half: 12-33			36.4%	2nd half: 13-35	37.1%	Game: 25-68			36.8%	Deadball Rebound						
3FG 1st Half: 7-14			50.0%	2nd half: 4-8	25.0%	Game: 9-22			40.9%							
FT 1st Half: 2-3			66.7%	2nd half: 2-7	57.1%	Game: 6-10			60.0%							



# G17 vs. FLORIDA TECH

## Florida Tech 54 • 6-7

#	Player	Total		3-Ptr		Rebounds			PF	TP	A	TO	Blk	Stl	Min
		FG-FGA	FG-FGA	FT-FTA	FT-FTA	Off	Def	Tot							
00	DANIEL, Sam	f	3-17	1-7	0-0	4	2	6	2	7	0	2	0	2	25
03	MILLIGAN, Michael	f	3-8	1-5	0-0	2	5	7	3	7	0	0	1	3	37
14	COIL, Richard	c	8-11	4-6	1-3	5	7	12	4	21	0	1	1	1	31
15	VALSSON, Valur	g	0-7	0-5	2-2	1	5	6	2	2	6	7	0	0	35
20	MAJORS, Jordan	g	0-0	0-0	0-0	0	1	1	1	0	0	2	0	0	4
05	WRIGHT, Darius		1-4	0-3	2-2	0	1	1	0	4	1	0	0	1	9
13	ANDERSON, Patrick		2-12	0-4	5-6	5	1	6	2	9	4	0	0	0	32
21	PAPAI, Mate		1-1	0-0	0-0	0	1	1	1	2	1	1	0	0	9
35	PEFANIS, Antonis		0-1	0-1	2-2	0	1	1	2	2	1	2	0	0	18
Team						0	1	1							
Totals			18-61	6-31	12-15	17	25	42	17	54	13	15	2	7	200

FG % 1st Half: 8-29 27.6% 2nd half: 10-32 31.3% Game: 18-61 29.5% Deadball Rebounds 2  
 3FG % 1st Half: 2-15 13.3% 2nd half: 4-16 25.0% Game: 6-31 19.4%  
 FT % 1st Half: 5-6 83.3% 2nd half: 7-9 77.8% Game: 12-15 80.0%

## FGCU 62 • 9-8

#	Player	Total		3-Ptr		Rebounds			PF	TP	A	TO	Blk	Stl	Min
		FG-FGA	FG-FGA	FT-FTA	FT-FTA	Off	Def	Tot							
24	GILMORE, Michael	f	2-5	0-1	0-0	2	3	5	2	4	0	2	0	0	13
32	SIMMONS, Antravious	f	1-3	0-0	2-4	1	2	3	4	4	0	1	0	0	16
00	GOODWIN, Brandon	g	5-10	0-4	3-5	0	6	6	2	13	11	4	0	0	38
05	JOHNSON, Zach	g	3-8	0-4	0-0	0	4	4	3	6	4	2	1	2	32
23	CARLYLE, Christian	g	1-3	0-0	0-0	0	0	0	2	2	0	0	0	1	15
03	ROGERS, Darnell		0-0	0-0	0-0	0	0	0	1	0	1	0	0	0	3
11	TERRELL, Christian		4-9	1-4	1-1	2	3	5	0	10	2	2	0	1	28
15	DOYLE, Ricky		3-4	0-0	0-0	0	3	3	3	6	0	1	1	0	15
21	ERNST, Brady		1-1	0-0	0-2	0	2	2	0	2	0	0	1	0	11
31	MERCURIUS, Dinero		5-12	3-8	2-2	0	3	3	0	15	0	0	0	1	29
Team						1	1	2							
Totals			25-55	4-21	8-14	6	27	33	17	62	18	12	3	5	200

FG % 1st Half: 13-27 48.1% 2nd half: 12-28 42.9% Game: 25-55 45.5% Deadball Rebounds 5  
 3FG % 1st Half: 1-7 14.3% 2nd half: 3-14 21.4% Game: 4-21 19.0%  
 FT % 1st Half: 5-9 55.6% 2nd half: 3-5 60.0% Game: 8-14 57.1%

Officials: Landon Brandes, Josue Nieves, Shane Land  
 Technical fouls: Florida Tech-DANIEL, Sam. FGCU-None.  
 Attendance: 2904

Score by periods	1st	2nd	Total
Florida Tech	23	31	54
FGCU	32	30	62

	In	Off	2nd	Fast	Bench
Points	Paint	T/O	Chance	Break	
FGCU	20	15	16	0	17
	38	16	4	10	33

Last FG - FITM 2nd-02:43, FGCU 2nd-00:52.  
 Largest lead - FITM by 2 1st-14:58, FGCU by 13 07:47.  
 FITM led for 00:57, FGCU led for 33:09. Game was tied for 05:54.

Score tied - 4 times.  
 Lead changed - 4 times.

# G19 vs. USC UPSTATE

## USC Upstate 58 • 5-14, 0-2 ASUN

#	Player	Total		3-Ptr		Rebounds			PF	TP	A	TO	Blk	Stl	Min
		FG-FGA	FG-FGA	FT-FTA	FT-FTA	Off	Def	Tot							
00	MOORE, Malik	f	4-8	1-2	1-1	3	2	5	4	10	2	5	0	1	23
04	THOMPSON, Ramel	f	0-6	0-3	1-4	1	7	8	2	1	0	1	2	0	25
05	DIGGS, Avery	c	5-7	0-0	2-2	1	5	6	4	12	1	2	1	0	26
01	CUNNINGHAM, Mike	g	3-14	2-9	0-0	2	2	4	1	8	2	1	0	1	31
03	SPAN, Jure	g	4-11	3-7	0-0	0	3	3	2	11	5	1	0	2	32
11	HOLMES, Deion		2-6	0-3	0-0	1	0	1	1	4	0	1	0	1	19
13	SMITH, Carson		2-8	0-3	0-1	1	1	2	1	4	0	0	0	0	29
15	WELCH, Pat		0-1	0-1	0-0	0	0	0	0	0	0	0	0	0	3
23	BOOKER, Thomas		2-5	2-3	2-2	0	0	0	0	8	0	1	0	1	12
Team						3	3	6							
Totals			22-66	8-31	6-10	12	23	35	15	58	10	12	3	6	200

FG % 1st Half: 6-31 19.4% 2nd half: 16-35 45.7% Game: 22-66 33.3% Deadball Rebounds 1  
 3FG % 1st Half: 3-13 23.1% 2nd half: 5-18 27.8% Game: 8-31 25.8%  
 FT % 1st Half: 2-4 50.0% 2nd half: 4-6 66.7% Game: 6-10 60.0%

## FGCU 75 • 11-8, 2-0 ASUN

#	Player	Total		3-Ptr		Rebounds			PF	TP	A	TO	Blk	Stl	Min
		FG-FGA	FG-FGA	FT-FTA	FT-FTA	Off	Def	Tot							
15	DOYLE, Ricky	f	4-8	0-0	3-4	1	4	5	2	11	2	1	1	1	20
00	GOODWIN, Brandon	g	3-7	0-1	1-2	0	9	9	0	7	3	0	0	0	28
05	JOHNSON, Zach	g	8-11	1-2	0-0	0	2	2	0	17	6	3	0	1	29
11	TERRELL, Christian	g	4-8	1-4	0-0	1	6	7	1	9	4	0	0	0	26
31	MERCURIUS, Dinero	g	5-10	3-7	0-0	1	1	2	2	13	0	0	0	0	19
02	KO, Joshua		0-2	0-1	0-0	0	0	0	0	0	0	0	0	0	4
03	ROGERS, Darnell		0-2	0-1	0-0	1	0	1	0	0	0	0	0	0	5
13	SCOTT Jr, RaySean		3-6	1-1	0-4	1	5	6	1	7	0	1	0	0	18
20	McADOO, Ryan		0-1	0-1	0-0	0	0	0	0	0	0	0	0	0	3
21	ERNST, Brady		0-1	0-0	0-0	0	2	2	3	0	2	0	0	0	7
23	CARLYLE, Christian		0-0	0-0	0-0	1	0	1	1	0	0	2	0	3	16
24	GILMORE, Michael		3-5	0-0	1-2	1	1	2	1	7	0	1	0	0	12
30	THOMAS, Brian		2-4	0-0	0-0	3	3	6	1	4	0	1	0	0	10
33	MAHONEY, Dolan		0-0	0-0	0-0	0	0	0	1	0	0	1	0	0	3
Team						2	2	4							
Totals			32-65	6-18	5-12	12	35	47	13	75	17	11	1	5	200

FG % 1st Half: 14-28 50.0% 2nd half: 18-37 48.6% Game: 32-65 49.2% Deadball Rebounds 5  
 3FG % 1st Half: 6-11 54.5% 2nd half: 0-7 0.0% Game: 6-18 33.3%  
 FT % 1st Half: 4-10 40.0% 2nd half: 1-2 50.0% Game: 5-12 41.7%

Officials: K.B. Burdett Jr. (R), Jon Broska, Eric Mims  
 Technical fouls: USC Upstate-None. FGCU-None.  
 Attendance: 3663

Score by periods	1st	2nd	Total
USC Upstate	17	41	58
FGCU	38	37	75

	In	Off	2nd	Fast	Bench
Points	Paint	T/O	Chance	Break	
FGCU	22	11	14	9	16
	40	13	6	20	18

Last FG - UPST 2nd-00:07, FGCU 2nd-02:18.  
 Largest lead - UPST by 3 1st-16:53, FGCU by 29 2nd-04:52.  
 UPST led for 03:41, FGCU led for 34:08. Game was tied for 02:11.

Score tied - 1 time.  
 Lead changed - 2 times.

# G18 vs. STETSON

## Stetson 52 • 8-9, 0-1 ASUN

#	Player	Total		3-Ptr		Rebounds			PF	TP	A	TO	Blk	Stl	Min
		FG-FGA	FG-FGA	FT-FTA	FT-FTA	Off	Def	Tot							
14	DENNIS, Larry	f	0-2	0-0	1-2	1	1	2	1	1	0	2	0	0	16
03	GLASFORD, B.J.	g	3-10	2-5	0-0	1	0	1	1	8	0	3	0	3	23
04	MYLES, Divine	g	6-13	1-5	2-2	0	5	5	1	15	7	3	0	2	35
05	RIVERA, Angel	g	0-4	0-2	0-0	0	1	1	2	0	2	2	0	0	18
33	DOYLE, Luke	g	4-6	3-4	0-0	1	1	2	0	11	0	0	0	0	22
00	JONES, Christiaan		1-4	1-4	0-0	0	0	0	3	1	0	0	0	0	19
01	MATTHEWS, Keith		1-2	0-1	1-1	0	1	1	2	3	0	1	0	0	11
02	McKEYTHON, Raine		0-4	0-1	0-0	0	1	1	0	0	0	0	0	0	3
10	ANINYE, Kenny		0-2	0-2	0-0	0	0	0	3	0	0	0	0	1	18
23	IYIOLA, Abayomi		4-8	0-1	3-4	2	3	5	3	11	0	0	0	0	17
32	WEBB, Adam		0-0	0-0	0-0	0	0	0	1	0	0	0	0	0	4
35	GOODMAN, Leo		0-5	0-3	0-0	1	0	1	0	0	0	0	0	0	14
Team						2	0	2							
Totals			19-60	7-28	7-9	8	13	21	14	52	10	12	0	6	200

FG % 1st Half: 9-32 28.1% 2nd half: 10-28 35.7% Game: 19-60 31.7% Deadball Rebounds 1  
 3FG % 1st Half: 3-14 21.4% 2nd half: 4-14 28.6% Game: 7-28 25.0%  
 FT % 1st Half: 2-2 100.0% 2nd half: 5-7 71.4% Game: 7-9 77.8%

## FGCU 90 • 10-8, 1-0 ASUN

#	Player	Total		3-Ptr		Rebounds			PF	TP	A	TO	Blk	Stl	Min
		FG-FGA	FG-FGA	FT-FTA	FT-FTA	Off	Def	Tot							
15	DOYLE, Ricky	f	1-1	0-0	2-2	0	3	3	4	0	1	1	0	11	
31	MERCURY, Dinero	f	4-6	3-5	2-3	0	0	3	13	0	0	0	0	23	
00	GOODWIN, Brandon	g	6-8	1-2	5-6	1	6	7	18	4	4	0	3	23	
05	JOHNSON, Zach	g	7-11	5-7	0-0	0	4	4	19	3	3	0	2	27	
11	TERRELL, Christian	g	4-6	1-3	0-0	1	4	5	9	6	2	0	0	21	
02	KO, Joshua	g	0-1	0-1	0-0	0	1	1	0	0	0	2	0	3	
03	ROGERS, Raynell	g	0-2	0-2	0-0	0	0	0	0	0	0	0	0	9	
13	SCOTT Jr, Darryl	g	2-3	0-1	0-0	1	4	5	1	4	1	0	0	13	
20	McADOO, Ryan	g	0-1	0-0	0-0	0	0	0	0	0	0	0	0	3	
21	ERNST, Brady	g	0-1	0-0	2-2	0	1	1	2	0	1	0	0	12	
23	CARLYLE, Christian	g	3-4	2-2	2-2	0	3	3	1	10	3	0	0	22	
24	GILMORE, Michael	g	1-3	0-1	5-5	2	1	3	1	7	1	1	0	13	
30	THOMAS, Brian	g	2-3	0-0	0-0	3	5	8	2	4	0	3	1	17	
33	MAHONEY, Dolan	g	0-0	0-0	0-0	0	0	0	0	0	0	0	0	3	



## G21 @ LIPSCOMB

FGCU 88 • 13-8, 4-0 ASUN

#	Player		Total		3-Ptr	Rebounds			PF	TP	A	TO	Blk	Stl	Min
			FG-FGA	FG-FGA	FT-FTA	Off	Def	Tot							
15	DOYLE, Ricky	f	0-2	0-0	4-5	0	3	3	4	4	0	1	1	0	20
24	GILMORE, Michael	f	3-5	3-4	1-2	0	6	6	2	10	2	1	1	1	27
00	GOODWIN, Brandon	g	8-15	0-3	6-9	1	5	6	2	22	9	3	0	3	35
05	JOHNSON, Zach	g	5-8	2-5	2-2	0	3	3	3	14	1	3	0	2	29
31	MERCURIUS, Dinero	g	3-4	2-3	4-4	0	0	0	2	12	1	1	0	0	22
11	TERRELL, Christian		2-7	1-4	3-4	0	2	2	1	8	3	2	1	0	26
21	ERNST, Brady		1-1	0-0	0-0	0	0	0	2	2	1	1	0	0	5
23	CARLYLE, Christian		2-2	1-1	0-0	2	2	4	1	5	0	3	0	0	18
30	THOMAS, Brian		0-0	0-0	0-0	0	0	0	1	0	0	0	0	0	2
32	SIMMONS, Antravious		5-9	0-0	1-3	2	5	7	3	11	0	1	0	0	16
Team						1	2	3				1			
Totals			29-53	9-20	21-29	6	28	34	21	88	17	17	3	6	200

FG % 1st Half: 16-24 66.7% 2nd half: 13-29 44.8% Game: 29-53 54.7% Deadball  
3FG % 1st Half: 5-9 55.6% 2nd half: 4-11 36.4% Game: 9-20 45.0% Rebounds  
FT % 1st Half: 3-5 60.0% 2nd half: 18-24 75.0% Game: 21-29 72.4% 5,2

Lipscomb 83 • 11-8, 1-3 ASUN

#	Player		Total		3-Ptr	Rebounds			PF	TP	A	TO	Blk	Stl	Min
			FG-FGA	FG-FGA	FT-FTA	Off	Def	Tot							
00	MARBERRY, Rob	f	7-11	0-0	1-2	1	2	3	2	15	5	0	0	0	34
22	PEPPER, Eli	f	1-5	1-3	2-4	2	3	5	2	5	0	1	0	1	23
03	BUCKLAND, Michael	g	2-5	2-4	2-2	0	4	4	4	8	2	5	0	1	28
21	COOPER, Kenny	g	6-12	1-3	2-2	2	2	4	4	15	3	4	0	5	28
24	MATHEWS, Garrison	g	4-13	4-8	3-6	1	6	7	4	15	3	1	0	0	33
01	JONES, Greg		2-3	0-1	0-0	0	2	2	2	4	1	0	0	0	9
12	ROSE, Matt		4-6	2-4	5-7	0	1	1	1	15	2	1	0	0	17
15	FLEMING, Andrew		1-3	1-1	0-2	1	0	1	2	3	0	0	0	0	11
23	KORN, Aaron		0-2	0-2	0-0	1	1	2	3	0	0	0	0	0	12
55	BRAMMEIER, George		1-1	0-0	1-2	1	0	1	2	3	0	1	0	0	5
Team						0	0	0				1			
Totals			28-61	11-26	16-27	9	21	30	26	83	16	14	0	7	200

FG % 1st Half: 15-27 55.6% 2nd half: 13-34 38.2% Game: 28-61 45.9% Deadball  
3FG % 1st Half: 6-6 100.0 2nd half: 5-20 25.0% Game: 11-26 42.3% Rebounds  
FT % 1st Half: 12-15 80.0% 2nd half: 4-12 33.3% Game: 16-27 59.3% 5

Officials: Tim Gattis, Bart Lenox, John Hampton  
Technical fouls: FGCU-GOODWIN, Brandon. Lipscomb-None.  
Attendance: 1147

Score by periods	1st	2nd	Total
FGCU	40	48	88
Lipscomb	48	35	83

	Points	In Paint	Off T/O	2nd Chance	Fast Break	Bench
FGCU	34	19	2	9	26	
LIP	32	19	13	9	25	

Last FG - FGCU 2nd-01:29, LIP 2nd-00:10.  
Largest lead - FGCU by 11 2nd-03:05, LIP by 18 2nd-13:31.  
FGCU led for 19:49. LIP led for 15:58. Game was tied for 04:13.

Score tied - 7 times.  
Lead changed - 6 times.

## G23 @ NORTH FLORIDA

## G22 @ KENNESAW STATE

## G24 vs. JACKSONVILLE





## PROGRAM'S MOST POINTS VS. ASUN OPPONENT

- 1) 111 ..... at Stetson (1/25/11) \* 3OT
- 2) 100 ..... Jacksonville (2/6/14)
- 3) 97 ..... at USC Upstate (2/18/17) \* OT
- 4) 96 ..... Stetson (1/25/13)
- T5) 92 ..... at Northern Kentucky (3/1/14)
- 92 ..... Kennesaw State (1/28/12)
- 92 ..... at Stetson (1/20/12)
- 8) **90** ..... **Stetson (1/6/18)**
- 90 ..... ETSU (1/18/14)

## PROGRAM'S LARGEST WINS VS. ASUN OPPONENT

- 1) **+38** ..... **90-52, Stetson (1/6/18)**
- 2) +33 ..... 89-56, at North Florida (ASUN Semis; 3/3/16)
- 3) +32 ..... 70-38, USC Upstate (2/6/11)
- 4) +31 ..... 96-65, Stetson (1/25/13)
- 5) +30 ..... 87-57, Stetson (ASUN Quarters; 2/27/17)

## PAINT EMPHASIS

**FGCU led the country in points in the paint per game last year at 41.3.** Included in that average were a pair of then-D-I program record performances of 68 points in the paint versus Ave Maria and Florida National.

### NATIONAL LEADERS: POINTS IN THE PAINT

<b>FGCU</b>	<b>41.3 / GAME</b>
Utah	41.1 / GAME
North Carolina	39.9 / GAME

## 2016-17 DUNK LEADERS

Helping fuel that low-post production was **FGCU finishing 3rd in the nation with 159 dunks** - 11 more than the original Dunk City Sweet Sixteen team in 2012-13.

**FLORIDA STATE 183**

**KENTUCKY 179** **Individual Leaders**  
Tacko Fall (UCF): 106

**FGCU 159** Bam Adebayo (Kentucky): 101  
Demetris Morant (FGCU): 97



2017-18 #DunkCity Basketball  
FGCU Combined Team Statistics (as of Jan 19, 2018)  
All games



RECORD:	OVERALL	HOME	AWAY	NEUTRAL
ALL GAMES	13-8	10-3	3-5	0-0
CONFERENCE	4-0	3-0	1-0	0-0
NON-CONFERENCE	9-8	7-3	2-5	0-0

#	Player	gp-gs	min	avg	Total	3-Point	F-Throw	Rebounds		pf	dq	a	to	blk	stl	pts	avg
					fg-fga	fg%	3fg-fga	3fg%	ft-fa	ft%	off	def	tot	avg			
00	GOODWIN, Brandon	21-20	681	32.4	124-273	.454	22-89	.247	96-127	.756	24	99	123	5.9	29	0	107
05	JOHNSON, Zach	21-21	654	31.1	103-234	.440	36-102	.353	51-66	.773	9	60	69	3.3	43	1	62
11	TERRELL, Christian	21-16	594	28.3	93-181	.514	37-86	.430	24-31	.774	22	91	113	5.4	29	0	50
31	MERCURIUS, Dinero	18-6	346	19.2	51-111	.459	38-86	.442	19-21	.905	6	20	26	1.4	30	0	8
32	SIMMONS, Antravious	19-12	332	17.5	55-88	.625	0-0	.000	19-32	.594	33	54	87	4.6	56	3	18
24	GILMORE, Michael	10-6	169	16.9	24-52	.462	4-15	.267	10-13	.769	12	35	47	4.7	29	1	10
13	SCOTT Jr, RaySean	17-6	265	15.6	40-61	.656	2-10	.200	17-24	.708	28	56	84	4.9	45	0	11
23	CARLYLE, Christian	19-5	371	19.5	37-83	.446	9-17	.529	27-33	.818	19	26	45	2.4	45	4	22
15	DOYLE, Ricky	20-12	335	16.8	47-81	.580	0-2	.000	21-31	.677	24	47	71	3.6	49	1	20
30	THOMAS, Brian	6-0	52	8.7	6-11	.545	0-0	.000	1-2	.500	9	11	20	3.3	6	0	0
21	ERNST, Brady	21-1	220	10.5	15-25	.600	0-0	.000	9-21	.429	7	37	44	2.1	26	0	6
03	ROGERS, Darnell	14-0	119	8.5	6-24	.250	4-16	.250	2-4	.500	2	3	5	0.4	9	0	7
02	KO, Joshua	7-0	21	3.0	2-12	.167	1-5	.200	0-0	.000	1	2	3	0.4	0	0	0
33	MAHONEY, Dolan	8-0	23	2.9	2-3	.667	0-1	.000	0-0	.000	2	1	3	0.4	4	0	1
20	McADOO, Ryan	8-0	18	2.3	0-6	.000	0-2	.000	1-4	.250	0	3	3	0.4	0	0	0
Team											31	36	67		1		8
Total.....		21	4200		605-1245	.486	153-431	.355	297-409	.726	229	581	810	38.6	401	10	322
Opponents.....		21	4200		515-1249	.412	143-461	.310	295-438	.674	230	463	693	33.0	382	-	252

TEAM STATISTICS	FGCU	OPP
SCORING	1660	1468
Points per game	79.0	69.9
Scoring margin	+9.1	-
FIELD GOALS-ATT	605-1245	515-1249
Field goal pct	.486	.412
3 POINT FG-ATT	153-431	143-461
3-point FG pct	.355	.310
3-pt FG made per game	7.3	6.8
FREE THROWS-ATT	297-409	295-438
Free throw pct	.726	.674
F-Throws made per game	14.1	14.0
REBOUNDS	810	693
Rebounds per game	38.6	33.0
Rebounding margin	+5.6	-
ASSISTS	322	252
Assists per game	15.3	12.0
TURNOVERS	307	287
Turnovers per game	14.6	13.7
Turnover margin	-1.0	-
Assist/turnover ratio	1.0	0.9
STEALS	148	140
Steals per game	7.0	6.7
BLOCKS	63	55
Blocks per game	3.0	2.6
ATTENDANCE	45563	32988
Home games-Avg/Game	13-3505	8-4124
Neutral site-Avg/Game	-	0-0

Date	Opponent		Score	Att.
11/11/17	ILLINOIS STATE	w	98-87	4335
11/13/17	at Siena	w	86-53	5387
11/18/17	at Bowling Green	L	80-83	2440
11/21/17	at Middle Tennessee	L	72-85	5017
^ 11/24/17	DENVER	w	79-71	3517
^ 11/25/17	NAVY	w	70-54	3597
^ 11/26/17	ST. FRANCIS BROOKLYN	w	75-51	2929
^ 11/29/17	WEBBER INTERNATIONAL	w	115-61	3100
12/2/17	MIDDLE TENNESSEE	L	76-81	3931
12/5/17	FAU	L	88-92	3418
12/9/17	at rv UT Arlington	w	85-78	2635
12/16/17	ORAL ROBERTS	L	64-83	3316
12/19/17	at FIU	L	88-91	509
12/22/17	at #11 Wichita State	L	65-75	10506
12/27/17	at rv Rhode Island	L	60-80	5347
12/29/17	FLORIDA MEMORIAL	w	76-42	3320
12/31/17	FLORIDA TECH	w	62-54	2904
* 1/6/18	STETSON	w	90-52	4016
* 1/11/18	USC UPSTATE	w	75-58	3663
* 1/13/18	NJIT	w	68-54	3517
* 1/18/18	at Lipscomb	w	88-83	1147

^ Homewood Suites FGCU Shootout (Alico Arena)

\* ASUN Conference Game

Score by Periods	1st	2nd	Totals
FGCU	810	850	1660
Opponents	669	799	1468



2017-18 #DunkCity Basketball  
FGCU Combined Team Statistics (as of Jan 19, 2018)  
Conference games only



RECORD:	OVERALL	HOME	AWAY	NEUTRAL
ALL GAMES	4-0	3-0	1-0	0-0
CONFERENCE	4-0	3-0	1-0	0-0
NON-CONFERENCE	0-0	0-0	0-0	0-0

#	Player	gp-gs	min	avg	Total		3-Point		F-Throw		Rebounds				pf	dq	a	to	blk	stl	pts	avg
					fg-fga	fg%	3fg-fga	3fg%	ft-fa	ft%	off	def	tot	avg								
05	JOHNSON, Zach	4-4	121	30.3	27-44	.614	11-21	.524	4-4	1.000	1	14	15	3.8	6	0	14	12	0	6	69	17.3
00	GOODWIN, Brandon	4-4	120	30.0	25-43	.581	3-10	.300	15-21	.714	4	28	32	8.0	4	0	24	10	0	7	68	17.0
31	MERCURIUS, Dinero	4-4	86	21.5	13-22	.591	9-17	.529	6-7	.857	1	3	4	1.0	10	0	1	3	0	3	41	10.3
24	GILMORE, Michael	4-2	67	16.8	10-19	.526	3-6	.500	8-10	.800	4	15	19	4.8	7	0	4	6	1	2	31	7.8
11	TERRELL, Christian	4-2	105	26.3	11-31	.355	3-18	.167	5-6	.833	5	14	19	4.8	3	0	14	8	1	4	30	7.5
32	SIMMONS, Antravious	2-0	19	9.5	6-11	.545	0-0	.000	1-3	.333	2	5	7	3.5	5	0	1	1	0	0	13	6.5
15	DOYLE, Ricky	4-4	78	19.5	8-16	.500	0-0	.000	9-11	.818	2	12	14	3.5	13	0	4	5	6	2	25	6.3
13	SCOTT Jr, RaySean	3-0	45	15.0	7-12	.583	1-2	.500	2-8	.250	4	12	16	5.3	3	0	2	1	1	1	17	5.7
23	CARLYLE, Christian	4-0	67	16.8	5-7	.714	3-3	1.000	2-2	1.000	4	5	9	2.3	5	0	4	7	0	3	15	3.8
30	THOMAS, Brian	4-0	33	8.3	4-8	.500	0-0	.000	0-0	.000	6	8	14	3.5	5	0	0	4	1	1	8	2.0
21	ERNST, Brady	4-0	26	6.5	1-3	.333	0-0	.000	2-2	1.000	0	3	3	0.8	6	0	3	2	1	0	4	1.0
20	McADOO, Ryan	2-0	6	3.0	0-2	.000	0-1	.000	0-0	.000	0	0	0	0.0	0	0	0	0	0	0	0	0.0
02	KO, Joshua	2-0	7	3.5	0-3	.000	0-2	.000	0-0	.000	0	1	1	0.5	0	0	0	2	0	0	0	0.0
33	MAHONEY, Dolan	2-0	6	3.0	0-0	.000	0-0	.000	0-0	.000	0	0	0	0.0	1	0	0	1	0	0	0	0.0
03	ROGERS, Darnell	2-0	14	7.0	0-4	.000	0-3	.000	0-0	.000	1	0	1	0.5	0	0	0	0	0	0	0	0.0
Team											4	6	10					2				
Total.....		4	800		117-225	.520	33-83	.398	54-74	.730	38	126	164	41.0	68	0	71	64	11	29	321	80.2
Opponents.....		4	800		89-241	.369	31-102	.304	38-62	.613	38	78	116	29.0	71	-	46	55	5	26	247	61.8

TEAM STATISTICS	FGCU	OPP
SCORING	321	247
Points per game	80.2	61.8
Scoring margin	+18.5	-
FIELD GOALS-ATT	117-225	89-241
Field goal pct	.520	.369
3 POINT FG-ATT	33-83	31-102
3-point FG pct	.398	.304
3-pt FG made per game	8.3	7.8
FREE THROWS-ATT	54-74	38-62
Free throw pct	.730	.613
F-Throws made per game	13.5	9.5
REBOUNDS	164	116
Rebounds per game	41.0	29.0
Rebounding margin	+12.0	-
ASSISTS	71	46
Assists per game	17.8	11.5
TURNOVERS	64	55
Turnovers per game	16.0	13.8
Turnover margin	-2.2	-
Assist/turnover ratio	1.1	0.8
STEALS	29	26
Steals per game	7.3	6.5
BLOCKS	11	5
Blocks per game	2.8	1.3
ATTENDANCE	11196	1147
Home games-Avg/Game	3-3732	1-1147
Neutral site-Avg/Game	-	0-0

Date	Opponent		Score	Att.
* 1/6/18	STETSON	w	90-52	4016
* 1/11/18	USC UPSTATE	w	75-58	3663
* 1/13/18	NJIT	w	68-54	3517
* 1/18/18	at Lipscomb	w	88-83	1147

^ Homewood Suites FGCU Shootout (Alico Arena)

\* ASUN Conference Game

Score by Periods	1st	2nd	Totals
FGCU	166	155	321
Opponents	116	131	247





2017-18 #DunkCity Basketball  
FGCU Team Game-by-Game Comparison (as of Jan 19, 2018)  
All games



Opponent	1st	2nd	Score	Mar	Total FG	FG Pct	3-Pointers	3FG Pct	Free Throws	FT Pct	Rebounds	Assist	T/Over	Block	Steal	Fouls
ILLINOIS STATE	45/42	53/45	98-87	+11	32-65/33-65	.492/.508	7-23/14-29	.304/.483	27-37/7-16	.730/.438	48/24 +24	16/24	12/11	5/5	9/3	16/26
Siena	40/27	46/26	86-53	+33	33-64/19-63	.516/.302	6-20/3-15	.300/.200	14-20/12-21	.700/.571	48/33 +15	16/7	14/14	3/4	10/7	20/15
Bowling Green	43/40	37/43	80-83	(3)	30-71/27-66	.423/.409	6-23/6-15	.261/.400	14-19/23-33	.737/.697	42/46 (4)	13/10	16/14	5/4	6/7	23/19
Middle Tennessee	29/47	43/38	72-85	(13)	21-49/28-58	.429/.483	3-17/6-19	.176/.316	27-38/23-32	.711/.719	32/37 (5)	10/17	16/12	2/2	5/10	26/28
DENVER	35/32	44/39	79-71	+8	26-54/28-55	.481/.509	9-24/5-18	.375/.278	18-23/10-16	.783/.625	28/34 (6)	16/14	9/16	4/1	8/5	17/22
NAVY	28/26	42/28	70-54	+16	27-51/20-58	.529/.345	7-18/2-18	.389/.111	9-10/12-16	.900/.750	40/25 +15	9/3	19/10	4/0	4/8	17/15
ST. FRANCIS BROOKLYN	35/18	40/33	75-51	+24	29-61/19-52	.475/.365	3-7/4-21	.429/.190	14-19/9-18	.737/.500	43/26 +17	15/5	11/14	1/3	4/6	15/17
WEBBER INTERNATIONAL	63/21	52/40	115-61	+54	45-81/25-64	.556/.391	9-25/8-27	.360/.296	16-22/3-4	.727/.750	57/20 +37	29/11	10/18	3/2	14/7	9/16
MIDDLE TENNESSEE	31/34	45/47	76-81	(5)	25-52/29-60	.481/.483	7-17/4-15	.412/.267	19-27/19-25	.704/.760	28/42 (14)	14/14	15/18	1/2	8/6	22/23
FAU	45/34	43/58	88-92	(4)	34-67/29-64	.507/.453	6-12/9-21	.500/.429	14-22/25-33	.636/.758	40/37 +3	8/8	8/7	3/4	4/4	23/20
rv UT Arlington	37/32	48/46	85-78	+7	28-51/27-57	.549/.474	10-19/11-25	.526/.440	19-23/13-19	.826/.684	32/28 +4	14/14	24/21	1/2	9/8	23/18
ORAL ROBERTS	35/42	29/41	64-83	(19)	24-54/34-63	.444/.540	11-25/4-14	.440/.286	5-8/11-13	.625/.846	20/40 (20)	18/18	16/14	2/2	6/10	15/13
FIU	43/40	45/51	88-91	(3)	29-61/27-52	.475/.519	11-32/8-17	.344/.471	19-27/29-46	.704/.630	43/28 +15	17/12	19/11	4/2	5/10	29/20
#11 Wichita State	33/35	32/40	65-75	(10)	25-68/22-56	.368/.393	9-22/9-24	.409/.375	6-10/22-26	.600/.846	39/43 (4)	10/15	15/15	6/11	8/4	23/14
rv Rhode Island	32/38	28/42	60-80	(20)	24-52/27-56	.462/.482	2-9/10-26	.222/.385	10-12/16-21	.833/.762	29/31 (2)	9/17	13/5	0/4	3/6	17/17
FLORIDA MEMORIAL	38/22	38/20	76-42	+34	31-64/14-58	.484/.241	10-34/3-24	.294/.125	4-4/11-22	1000/.500	44/41 +3	19/4	14/17	5/0	11/6	21/11
FLORIDA TECH	32/23	30/31	62-54	+8	25-55/18-61	.455/.295	4-21/6-31	.190/.194	8-14/12-15	.571/.800	33/42 (9)	18/13	12/15	3/2	5/7	17/17
STETSON	52/23	38/29	90-52	+38	30-50/19-60	.600/.317	12-24/7-28	.500/.250	18-20/7-9	.900/.778	42/21 +21	18/10	17/12	3/0	7/6	15/14
USC UPSTATE	38/17	37/41	75-58	+17	32-65/22-66	.492/.333	6-18/8-31	.333/.258	5-12/6-10	.417/.600	47/35 +12	17/10	11/12	1/3	5/6	13/15
NJIT	36/28	32/26	68-54	+14	26-57/20-54	.456/.370	6-21/5-17	.286/.294	10-13/9-16	.769/.563	41/30 +11	19/10	19/17	4/2	11/7	19/16
Lipscomb	40/48	48/35	88-83	+5	29-53/28-61	.547/.459	9-20/11-26	.450/.423	21-29/16-27	.724/.593	34/30 +4	17/16	17/14	3/0	6/7	21/26

Note: Game totals are displayed in the format TEAM/OPPONENT for each category



2017-18 #DunkCity Basketball  
FGCU Team High/Low Analysis (as of Jan 19, 2018)  
All games



FGCU - TEAM GAME HIGHS

POINTS	115	WEBBER INTERNATIONAL (11/29/17)
	98	ILLINOIS STATE (11/11/17)
	90	STETSON (1/6/18)
	88	at Lipscomb (1/18/18)
	88	at FIU (12/19/17)
	88	FAU (12/5/17)
FIELD GOALS MADE	45	WEBBER INTERNATIONAL (11/29/17)
	34	FAU (12/5/17)
FIELD GOAL ATTEMPTS	81	WEBBER INTERNATIONAL (11/29/17)
	71	at Bowling Green (11/18/17)
FIELD GOAL PERCENTAGE	.600 (30-50)	STETSON (1/6/18)
	.556 (45-81)	WEBBER INTERNATIONAL (11/29/17)
3 PT FIELD GOALS MADE	12	STETSON (1/6/18)
	11	at FIU (12/19/17)
	11	ORAL ROBERTS (12/16/17)
3 PT FG ATTEMPTS	34	FLORIDA MEMORIAL (12/29/17)
	32	at FIU (12/19/17)
3 PT FG PERCENTAGE	.526 (10-19)	at rv UT Arlington (12/9/17)
	.500 (12-24)	STETSON (1/6/18)
	.500 (6-12)	FAU (12/5/17)
FREE THROWS MADE	27	at Middle Tennessee (11/21/17)
	27	ILLINOIS STATE (11/11/17)
FREE THROW ATTEMPTS	38	at Middle Tennessee (11/21/17)
	37	ILLINOIS STATE (11/11/17)
FREE THROW PERCENTAGE	1.000 (4-4)	FLORIDA MEMORIAL (12/29/17)
	.900 (18-20)	STETSON (1/6/18)
	.900 (9-10)	NAVY (11/25/17)
REBOUNDS	57	WEBBER INTERNATIONAL (11/29/17)
	48	at Siena (11/13/17)
	48	ILLINOIS STATE (11/11/17)
ASSISTS	29	WEBBER INTERNATIONAL (11/29/17)
	19	NJIT (1/13/18)
	19	FLORIDA MEMORIAL (12/29/17)
STEALS	14	WEBBER INTERNATIONAL (11/29/17)
	11	NJIT (1/13/18)
	11	FLORIDA MEMORIAL (12/29/17)
BLOCKED SHOTS	6	at #11 Wichita State (12/22/17)
	5	FLORIDA MEMORIAL (12/29/17)
	5	at Bowling Green (11/18/17)
	5	ILLINOIS STATE (11/11/17)
TURNOVERS	24	at rv UT Arlington (12/9/17)
	19	NJIT (1/13/18)
	19	at FIU (12/19/17)
	19	NAVY (11/25/17)
FOULS	29	at FIU (12/19/17)
	26	at Middle Tennessee (11/21/17)



2017-18 #DunkCity Basketball  
FGCU High/Low Analysis (as of Jan 19, 2018)  
All games



Opponent - GAME HIGHS

POINTS	92	FAU (12/5/17)
	91	at FIU (12/19/17)
	87	ILLINOIS STATE (11/11/17)
	85	at Middle Tennessee (11/21/17)
	83	at Lipscomb (1/18/18)
	83	ORAL ROBERTS (12/16/17)
	83	at Bowling Green (11/18/17)
FIELD GOALS MADE	34	ORAL ROBERTS (12/16/17)
	33	ILLINOIS STATE (11/11/17)
FIELD GOAL ATTEMPTS	66	USC UPSTATE (1/11/18)
	66	at Bowling Green (11/18/17)
FIELD GOAL PERCENTAGE	.540 (34-63)	ORAL ROBERTS (12/16/17)
	.519 (27-52)	at FIU (12/19/17)
3 PT FIELD GOALS MADE	14	ILLINOIS STATE (11/11/17)
	11	at Lipscomb (1/18/18)
	11	at rv UT Arlington (12/9/17)
3 PT FG ATTEMPTS	31	USC UPSTATE (1/11/18)
	31	FLORIDA TECH (12/31/17)
3 PT FG PERCENTAGE	.483 (14-29)	ILLINOIS STATE (11/11/17)
	.471 (8-17)	at FIU (12/19/17)
FREE THROWS MADE	29	at FIU (12/19/17)
	25	FAU (12/5/17)
FREE THROW ATTEMPTS	46	at FIU (12/19/17)
	33	FAU (12/5/17)
	33	at Bowling Green (11/18/17)
FREE THROW PERCENTAGE	.846 (22-26)	at #11 Wichita State (12/22/17)
	.846 (11-13)	ORAL ROBERTS (12/16/17)
REBOUNDS	46	at Bowling Green (11/18/17)
	43	at #11 Wichita State (12/22/17)
ASSISTS	24	ILLINOIS STATE (11/11/17)
	18	ORAL ROBERTS (12/16/17)
STEALS	10	at FIU (12/19/17)
	10	ORAL ROBERTS (12/16/17)
	10	at Middle Tennessee (11/21/17)
BLOCKED SHOTS	11	at #11 Wichita State (12/22/17)
	5	ILLINOIS STATE (11/11/17)
TURNOVERS	21	at rv UT Arlington (12/9/17)
	18	MIDDLE TENNESSEE (12/2/17)
	18	WEBBER INTERNATIONAL (11/29/17)
FOULS	28	at Middle Tennessee (11/21/17)
	26	at Lipscomb (1/18/18)
	26	ILLINOIS STATE (11/11/17)





2017-18 #DunkCity Basketball  
FGCU High/Low Analysis (as of Jan 19, 2018)  
All games



FGCU - GAME LOWS

POINTS	60	at rv Rhode Island (12/27/17)
	62	FLORIDA TECH (12/31/17)
	64	ORAL ROBERTS (12/16/17)
	65	at #11 Wichita State (12/22/17)
	68	NJIT (1/13/18)
FIELD GOALS MADE	21	at Middle Tennessee (11/21/17)
	24	ORAL ROBERTS (12/16/17)
	24	at rv Rhode Island (12/27/17)
FIELD GOAL ATTEMPTS	49	at Middle Tennessee (11/21/17)
	50	STETSON (1/6/18)
FIELD GOAL PERCENTAGE	.368 (25-68)	at #11 Wichita State (12/22/17)
	.423 (30-71)	at Bowling Green (11/18/17)
3 PT FIELD GOALS MADE	2	at rv Rhode Island (12/27/17)
	3	at Middle Tennessee (11/21/17)
	3	ST. FRANCIS BROOKLYN (11/26/17)
3 PT FG ATTEMPTS	7	ST. FRANCIS BROOKLYN (11/26/17)
	9	at rv Rhode Island (12/27/17)
3 PT FG PERCENTAGE	.176 (3-17)	at Middle Tennessee (11/21/17)
	.190 (4-21)	FLORIDA TECH (12/31/17)
FREE THROWS MADE	4	FLORIDA MEMORIAL (12/29/17)
	5	ORAL ROBERTS (12/16/17)
	5	USC UPSTATE (1/11/18)
FREE THROW ATTEMPTS	4	FLORIDA MEMORIAL (12/29/17)
	8	ORAL ROBERTS (12/16/17)
FREE THROW PERCENTAGE	.417 (5-12)	USC UPSTATE (1/11/18)
	.571 (8-14)	FLORIDA TECH (12/31/17)
REBOUNDS	20	ORAL ROBERTS (12/16/17)
	28	DENVER (11/24/17)
	28	MIDDLE TENNESSEE (12/2/17)
ASSISTS	8	FAU (12/5/17)
	9	NAVY (11/25/17)
	9	at rv Rhode Island (12/27/17)
STEALS	3	at rv Rhode Island (12/27/17)
	4	NAVY (11/25/17)
	4	ST. FRANCIS BROOKLYN (11/26/17)
	4	FAU (12/5/17)
BLOCKED SHOTS	0	at rv Rhode Island (12/27/17)
	1	ST. FRANCIS BROOKLYN (11/26/17)
	1	MIDDLE TENNESSEE (12/2/17)
	1	at rv UT Arlington (12/9/17)
	1	USC UPSTATE (1/11/18)
TURNOVERS	8	FAU (12/5/17)
	9	DENVER (11/24/17)
FOULS	9	WEBBER INTERNATIONAL (11/29/17)
	13	USC UPSTATE (1/11/18)



2017-18 #DunkCity Basketball  
FGCU High/Low Analysis (as of Jan 19, 2018)  
All games



Opponent - GAME LOWS

POINTS	42	FLORIDA MEMORIAL (12/29/17)
	51	ST. FRANCIS BROOKLYN (11/26/17)
	52	STETSON (1/6/18)
	53	at Siena (11/13/17)
	54	NAVY (11/25/17)
	54	FLORIDA TECH (12/31/17)
	54	NJIT (1/13/18)
FIELD GOALS MADE	14	FLORIDA MEMORIAL (12/29/17)
	18	FLORIDA TECH (12/31/17)
FIELD GOAL ATTEMPTS	52	ST. FRANCIS BROOKLYN (11/26/17)
	52	at FIU (12/19/17)
FIELD GOAL PERCENTAGE	.241 (14-58)	FLORIDA MEMORIAL (12/29/17)
	.295 (18-61)	FLORIDA TECH (12/31/17)
3 PT FIELD GOALS MADE	2	NAVY (11/25/17)
	3	at Siena (11/13/17)
	3	FLORIDA MEMORIAL (12/29/17)
3 PT FG ATTEMPTS	14	ORAL ROBERTS (12/16/17)
	15	at Siena (11/13/17)
	15	at Bowling Green (11/18/17)
	15	MIDDLE TENNESSEE (12/2/17)
3 PT FG PERCENTAGE	.111 (2-18)	NAVY (11/25/17)
	.125 (3-24)	FLORIDA MEMORIAL (12/29/17)
FREE THROWS MADE	3	WEBBER INTERNATIONAL (11/29/17)
	6	USC UPSTATE (1/11/18)
FREE THROW ATTEMPTS	4	WEBBER INTERNATIONAL (11/29/17)
	9	STETSON (1/6/18)
FREE THROW PERCENTAGE	.438 (7-16)	ILLINOIS STATE (11/11/17)
	.500 (9-18)	ST. FRANCIS BROOKLYN (11/26/17)
	.500 (11-22)	FLORIDA MEMORIAL (12/29/17)
REBOUNDS	20	WEBBER INTERNATIONAL (11/29/17)
	21	STETSON (1/6/18)
ASSISTS	3	NAVY (11/25/17)
	4	FLORIDA MEMORIAL (12/29/17)
STEALS	3	ILLINOIS STATE (11/11/17)
	4	FAU (12/5/17)
	4	at #11 Wichita State (12/22/17)
BLOCKED SHOTS	0	NAVY (11/25/17)
	0	FLORIDA MEMORIAL (12/29/17)
	0	STETSON (1/6/18)
	0	at Lipscomb (1/18/18)
TURNOVERS	5	at rv Rhode Island (12/27/17)
	7	FAU (12/5/17)
FOULS	11	FLORIDA MEMORIAL (12/29/17)
	13	ORAL ROBERTS (12/16/17)



## Division-I Era: Since 2007-08 TEAM GAME RECORDS



### Most points

1. 123 - Illinois Institute of Te; 12/19/2003
2. 120 - Ave Maria; 11/29/2016
3. 119 - U. of Puerto Rico Piedra; 11/21/2003
4. 115 - Webber International; 11/29/2017
5. 111 - at Stetson; 1/25/2011
6. 110 - Florida College; 1/14/2003
7. 109 - Florida Christian Colleg; 1/11/2003  
109 - Illinois Wesleyan Univer; 12/20/2003
9. 107 - Florida National; 12/22/2016
10. 106 - Florida Tech; 12/4/2003

### Field goals made

1. 48 - Illinois Institute of Te; 12/19/2003
2. 47 - Ave Maria; 11/29/2016
3. 45 - Webber International; 11/29/2017
4. 44 - Trinity Baptist College; 2/3/2003  
44 - Florida National; 12/22/2016
6. 43 - Clearwater Christian Col; 12/7/2002
7. 42 - U. of Puerto Rico Piedra; 11/21/2003
8. 41 - Florida Christian Colleg; 1/11/2003  
41 - Florida College; 1/14/2003  
41 - at Clearwater Christian; 2/6/2003  
41 - Webber International; 1/5/2016

### Field goals attempted

1. 88 - Youngstown State; 11/21/2015
2. 86 - at Clearwater Christian; 2/6/2003
3. 81 - Webber International; 11/29/2017  
81 - Illinois Institute of Te; 12/19/2003
5. 79 - Stetson; 2/17/2012  
79 - at Nova Southeastern; 11/17/2003
7. 78 - Mercer; 1/17/2008  
78 - Palm Beach Atlantic; 2/24/2004
9. 77 - Florida Christian Colleg; 1/11/2003  
77 - at Lipscomb; 1/14/2012

### Field goal percentage (20 made)

1. .677 - Trinity Baptist College; 2/3/2003 (44-65)
2. .671 - Ave Maria; 11/29/2016 (47-70)
3. .667 - Florida National; 12/22/2016 (44-66)
4. .656 - Jacksonville; 2/6/2014 (40-61)
5. .647 - at Stetson; 1/20/2012 (33-51)
6. .614 - at TCU; 11/11/2011 (27-44)  
.614 - at Georgia Southern; 12/4/2016 (35-57)
8. .612 - Webber International; 1/5/2016 (41-67)
9. .604 - Kennesaw State; 1/28/2012 (29-48)
10. .600 - Stetson; 1/6/2018 (30-50)

### 3-point field goals made

1. 16 - at Fairmont State; 1/22/2005
2. 14 - at ETSU; 1/12/2013  
14 - Stetson; 2/17/2012  
14 - at USC Upstate; 2/28/2011  
14 - Arkansas Tech University; 12/4/2004
6. 13 - Florida Christian Colleg; 1/11/2003  
13 - at Warner Southern Colle; 1/16/2003  
13 - Longwood; 1/24/2012  
13 - at Nova Southeastern; 2/21/2007  
13 - USC Upstate; 1/16/2016  
13 - at Arizona State; 11/28/2007  
13 - University of West Flori; 12/17/2004

### 3-point field goals attempted

1. 40 - Stetson; 2/17/2012
2. 37 - Mercer; 1/17/2008
3. 36 - at Warner Southern Colle; 1/16/2003
4. 34 - at Fairmont State; 1/22/2005  
34 - at Clearwater Christian; 2/6/2003  
34 - at Kentucky Wesleyan; 2/7/2004  
34 - Florida Memorial; 12/29/2017
8. 33 - at ETSU; 1/12/2013  
33 - Stetson; 2/23/2017
10. 32 - at Lipscomb; 1/14/2012  
32 - Lipscomb; 1/17/2013  
32 - North Greenville College; 2/17/2005  
32 - Bethany Lutheran; 3/2/2005  
32 - Youngstown State; 11/21/2015  
32 - at FIU; 12/19/2017

### 3-point FG percentage (10 made)

1. .667 - at USC Upstate; 2/28/2011 (14-21)  
.667 - Illinois Wesleyan Univer; 12/20/2003 (12-18)
3. .650 - at Nova Southeastern; 2/21/2007 (13-20)
4. .619 - USC Upstate; 1/16/2016 (13-21)
5. .588 - Webber International; 1/5/2016 (10-17)
6. .579 - at USC Upstate; 2/15/2014 (11-19)  
.579 - Ave Maria; 11/15/2012 (11-19)
8. .565 - Longwood; 1/24/2012 (13-23)
9. .556 - at Palm Beach Atlantic; 2/2/2007 (10-18)  
.556 - at Samford; 11/28/2012 (10-18)  
.556 - at Massachusetts; 12/7/2014 (10-18)

### Free throws made

1. 42 - vs University of North F; 11/13/2004
2. 41 - at Stetson; 1/25/2011
3. 31 - Stetson; 1/8/2009  
31 - Lipscomb; 2/18/2016
5. 30 - vs Georgetown; 3/22/2013  
30 - Maine; 12/29/2011
7. 29 - Warner Southern College; 1/30/2003  
29 - at Jacksonville; 2/2/2013  
29 - Illinois Wesleyan Univer; 12/20/2003
10. 28 - at USC Upstate; 2/18/2017

### Free throws attempted

1. 60 - at Stetson; 1/25/2011
2. 55 - vs University of North F; 11/13/2004
3. 46 - at Grambling State Unive; 11/20/2010
4. 45 - Stetson; 1/8/2009
5. 44 - vs Georgetown; 3/22/2013
6. 42 - Youngstown State; 11/21/2015
7. 41 - Puerto Rico-Bayamon; 11/28/2006
8. 40 - at Valdosta State; 1/3/2006  
40 - at USC Upstate; 2/18/2017
10. 39 - Lipscomb; 2/18/2016





Division-I Era: Since 2007-08  
TEAM GAME RECORDS



8 - Ohio; 11/19/2014

Free throw percentage (10 made)

1. 1.000 - at FAU; 12/28/2016 (10-10)
2. .964 - NGCSU; 2/26/2007 (27-28)
3. .923 - Stetson; 1/10/2015 (12-13)
4. .917 - at Eastern Illinois; 2/16/2004 (22-24)
5. .909 - at Kennesaw State; 1/25/2014 (20-22)  
.909 - at Duke; 11/18/2012 (10-11)  
.909 - at Baylor; 11/18/2016 (10-11)
8. .900 - Stetson; 1/6/2018 (18-20)
9. .895 - at Kennesaw State; 2/16/2008 (17-19)  
.895 - Army; 12/30/2008 (17-19)

Most rebounds

1. 62 - Florida Christian Colleg; 1/11/2003
2. 61 - Youngstown State; 11/21/2015
3. 58 - at Southeastern College; 1/25/2003  
58 - vs Marygrove; 2/15/2007
5. 57 - at Clearwater Christian; 2/6/2003  
57 - NGCSU; 2/26/2007  
57 - West Alabama; 11/24/2006  
57 - Webber International; 11/29/2017  
57 - Tuskegee; 12/4/2006
10. 56 - Puerto Rico Cayey; 11/19/2004

Most assists

1. 30 - Florida Christian Colleg; 1/11/2003  
30 - Florida National; 12/22/2016  
30 - Florida Tech; 12/31/2016
4. 29 - Trinity Baptist College; 2/3/2003  
29 - Ave Maria; 11/29/2016  
29 - Webber International; 11/29/2017  
29 - Florida Tech; 12/4/2003  
29 - Clearwater Christian Col; 12/7/2002
9. 27 - Stillman; 1/13/2007  
27 - Florida College; 1/14/2003  
27 - Johnson & Wales Universi; 2/15/2003  
27 - vs Fairleigh Dickinson; 3/15/2016

Most steals

1. 22 - Florida Tech; 12/4/2003
2. 21 - at N.C. Central; 12/16/2009  
21 - Pennsylvania; 12/29/2007
4. 19 - Davis & Elkins College; 12/16/2003  
19 - Illinois Institute of Te; 12/19/2003
6. 17 - Goshen College; 1/2/2003  
17 - Florida Christian Colleg; 1/11/2003  
17 - Florida Southern; 1/20/2007  
17 - Nova Southeastern; 1/24/2007  
17 - at Clearwater Christian; 2/6/2003  
17 - at Nova Southeastern; 11/17/2003  
17 - Florida National; 12/22/2016

Most blocked shots

1. 13 - ETSU; 2/7/2013
2. 11 - at Campbell; 1/24/2008  
11 - at Stetson; 2/7/2015
4. 10 - USC Upstate; 12/19/2011  
10 - vs South Dakota; 12/28/2015
6. 9 - Stetson; 1/9/2016  
9 - vs University of North F; 11/13/2004  
9 - Eckerd; 11/18/2013
9. 8 - at Mercer; 1/16/2009  
8 - Barry; 1/18/2006  
8 - at Belmont; 1/28/2011



## Division-I Era: Since 2007-08 INDIVIDUAL GAME RECORDS



### Most points

1. 37 - Bowie, Leighton; Illinois Wesleyan Univer; 12/20/2003
- 37 - Hopkins, Ryan; Florida College; 1/14/2003
- 37 - Hopkins, Ryan; Plymouth State College; 12/31/2002
4. 36 - Hopkins, Ryan; at Fairmont State; 1/22/2005
5. 34 - NORELIA, Marc-Eddy; Youngstown State; 11/21/2015
- 34 - THOMPSON, Bernard; Ohio; 11/19/2014
- 34 - Tisme, Robinson; Calumet College; 1/3/2003
8. 33 - Coggins, Kelvin; vs University of North F; 11/13/2004
- 33 - Hopkins, Ryan; at Saint Leo University; 12/1/2004
10. 32 - THOMPSON, Bernard; at USF; 12/17/2013

### Field goals made

1. 16 - Tisme, Robinson; Calumet College; 1/3/2003
2. 14 - French, Andy; Trinity Baptist College; 2/3/2003
- 14 - THOMPSON, Bernard; Ohio; 11/19/2014
4. 13 - FIELER, Chase; Hartford; 11/12/2013
- 13 - Hopkins, Ryan; Plymouth State College; 12/31/2002
- 13 - THOMPSON, Bernard; at USF; 12/17/2013
7. 12 - GOODWIN, Brandon; at Florida State; 3/16/2017
- 12 - Hopkins, Ryan; Florida College; 1/14/2003
- 12 - Hopkins, Ryan; at Fairmont State; 1/22/2005
- 12 - NORELIA, Marc-Eddy; Youngstown State; 11/21/2015
- 12 - Tisme, Robinson; at Florida Tech; 12/19/2002

### Field goals attempted

1. 28 - Hopkins, Ryan; at Warner Southern Colle; 1/16/2003
2. 27 - GOODWIN, Brandon; at Florida State; 3/16/2017
3. 25 - Hopkins, Ryan; Florida College; 1/14/2003
- 25 - Hopkins, Ryan; at Kentucky Wesleyan; 2/7/2004
- 25 - WOHLLEB, Casey; Mercer; 1/17/2008
6. 24 - Hopkins, Ryan; at Fairmont State; 1/22/2005
- 24 - NORELIA, Marc-Eddy; at Stetson; 2/25/2016
- 24 - WOHLLEB, Casey; at Mercer; 2/14/2008
9. 23 - BROWN, Sherwood; at USC Upstate; 2/23/2012
- 23 - Hopkins, Ryan; at Saint Leo University; 12/1/2004
- 23 - Hopkins, Ryan; Drury University; 12/30/2004
- 23 - THOMPSON, Bernard; at USF; 12/17/2013
- 23 - Tisme, Robinson; Calumet College; 1/3/2003

### Field goal percentage (8 made)

1. 1.000 - McKNIGHT, Eric; Jacksonville; 2/6/2014 (11-11)
2. .909 - JONES, Jamail; at Northern Kentucky; 2/12/2015 (10-11)
- .909 - NORELIA, Marc-Eddy; vs Fairleigh Dickinson; 3/15/2016 (10-11)
4. .889 - MARKS, Kyle; Stetson; 1/8/2009 (8-9)
- .889 - MORANT, Demetris; at NJIT; 2/16/2017 (8-9)
- .889 - Martin, Kevin; at Lynn University; 12/9/2004 (8-9)
- .889 - NORELIA, Marc-Eddy; Eckerd; 1/2/2016 (8-9)
8. .875 - French, Andy; Trinity Baptist College; 2/3/2003 (14-16)
9. .846 - JOHNSON, Zach; Bowling Green; 11/23/2015 (11-13)
10. .833 - BAKER, Reed; Southeast Missouri; 11/16/2010 (10-12)
- .833 - Bowie, Leighton; Davis & Elkins College; 12/16/2003 (10-12)

### 3-point field goals made

1. 12 - Hopkins, Ryan; at Fairmont State; 1/22/2005
2. 11 - Hopkins, Ryan; Florida College; 1/14/2003
3. 9 - Hopkins, Ryan; at Saint Leo University; 12/1/2004
- 9 - Hopkins, Ryan; Illinois Wesleyan Univer; 12/20/2003
- 9 - Hopkins, Ryan; Drury University; 12/30/2004
- 9 - Hopkins, Ryan; Plymouth State College; 12/31/2002
7. 8 - Hopkins, Ryan; at Kentucky Wesleyan; 2/7/2004
- 8 - Hopkins, Ryan; Arkansas Tech University; 12/4/2004
- 8 - Hopkins, Ryan; Tri State University; 12/16/2002
10. 7 - BROWN, Sherwood; at USC Upstate; 2/28/2011
- 7 - Hopkins, Ryan; Shaw University; 1/3/2004

- 7 - Hopkins, Ryan; at Warner Southern Colle; 1/16/2003
- 7 - Hopkins, Ryan; at Albany State Universi; 1/29/2005
- 7 - Hopkins, Ryan; Warner Southern College; 1/30/2003
- 7 - Hopkins, Ryan; at University of Central; 12/21/2002

### 3-point field goals attempted

1. 23 - Hopkins, Ryan; Florida College; 1/14/2003
- 23 - Hopkins, Ryan; at Fairmont State; 1/22/2005
3. 22 - Hopkins, Ryan; at Warner Southern Colle; 1/16/2003
- 22 - Hopkins, Ryan; Drury University; 12/30/2004
5. 21 - Hopkins, Ryan; at Kentucky Wesleyan; 2/7/2004
6. 20 - Hopkins, Ryan; at Saint Leo University; 12/1/2004
7. 19 - Hopkins, Ryan; Arkansas Tech University; 12/4/2004
8. 17 - Hopkins, Ryan; Shaw University; 1/3/2004
- 17 - Hopkins, Ryan; at Clearwater Christian; 2/6/2003
10. 16 - Hopkins, Ryan; at Barry; 1/4/2005
- 16 - Hopkins, Ryan; at Johnson & Wales Unive; 1/18/2003
- 16 - Hopkins, Ryan; Warner Southern College; 1/30/2003
- 16 - Hopkins, Ryan; at Alabama-Huntsville; 2/3/2004

### 3-point FG percentage (6 made)

1. .857 - VARIDEL, Christophe; at SMU; 11/19/2011 (6-7)
2. .818 - Hopkins, Ryan; Illinois Wesleyan Univer; 12/20/2003 (9-11)
3. .750 - THOMPSON, Bernard; at Duke; 11/18/2012 (6-8)
- .750 - THOMPSON, Bernard; at Massachusetts; 12/7/2014 (6-8)
- .750 - Wohlleb, Casey; at Palm Beach Atlantic; 2/2/2007 (6-8)
6. .700 - BROWN, Sherwood; at USC Upstate; 2/28/2011 (7-10)
7. .667 - BAKER, Reed; at Lipscomb; 1/3/2009 (6-9)
- .667 - Crislip, Bryan; at Florida Tech; 12/19/2002 (6-9)
9. .643 - Hopkins, Ryan; Plymouth State College; 12/31/2002 (9-14)
10. .615 - Hopkins, Ryan; Tri State University; 12/16/2002 (8-13)

### Free throws made

1. 19 - Bowie, Leighton; Illinois Wesleyan Univer; 12/20/2003
2. 15 - GOODWIN, Brandon; at USC Upstate; 2/18/2017
3. 14 - BAKER, Reed; at Grambling State Unive; 11/20/2010
- 14 - BANKS, Anthony; at Stetson; 1/25/2011
5. 13 - Bowie, Leighton; Shaw University; 1/3/2004
6. 12 - Bowie, Leighton; Lynn University; 11/22/2003
- 12 - Coggins, Kelvin; vs University of North F; 11/13/2004
- 12 - GOODWIN, Brandon; at Middle Tennessee; 11/21/2017
- 12 - O'NEIL, Derrick; FAU; 12/1/2008
10. 11 - Bauer, Beau; Palm Beach Atlantic; 1/11/2007
- 11 - NORELIA, Marc-Eddy; Lipscomb; 2/18/2016

### Free throws attempted

1. 24 - BANKS, Anthony; at Stetson; 1/25/2011
2. 20 - Bowie, Leighton; Illinois Wesleyan Univer; 12/20/2003
3. 19 - Bowie, Leighton; Shaw University; 1/3/2004
4. 17 - GOODWIN, Brandon; at USC Upstate; 2/18/2017
- 17 - GOODWIN, Brandon; at Middle Tennessee; 11/21/2017
6. 16 - BAKER, Reed; at Grambling State Unive; 11/20/2010
- 16 - NORELIA, Marc-Eddy; Youngstown State; 11/21/2015
- 16 - O'NEIL, Derrick; FAU; 12/1/2008
- 16 - RIVERA, Marlon; Campbell; 2/19/2011
- 16 - THOMPSON, Bernard; vs Georgetown; 3/22/2013
- 16 - Tisme, Robinson; University Puerto Rico-B; 11/22/2002



## Division-I Era: Since 2007-08 INDIVIDUAL GAME RECORDS



### Free throw percentage (8 made)

1. 1.000 - BAKER, Reed; at Belmont; 1/5/2009 (8-8)
- 1.000 - BAKER, Reed; at North Florida; 12/2/2010 (8-8)
- 1.000 - BAKER, Reed; Army; 12/30/2008 (8-8)
- 1.000 - Bauer, Beau; Morehouse College; 2/24/2006 (9-9)
- 1.000 - Bowie, Leighton; Palm Beach Atlantic; 2/24/2004 (10-10)
- 1.000 - CHAMBERS, Reggie; Belmont; 2/20/2010 (8-8)
- 1.000 - COMER, Brett; at Stetson; 1/20/2012 (8-8)
- 1.000 - COMER, Brett; vs Florida A&M; 12/22/2013 (10-10)
- 1.000 - Coggins, Kelvin; vs University of North F; 11/13/2004 (12-12)
- 1.000 - Crislip, Bryan; Montevallo; 1/2/2005 (8-8)
- 1.000 - Crislip, Bryan; Warner Southern College; 1/30/2003 (10-10)
- 1.000 - Crislip, Bryan; Concordia College; 11/23/2002 (8-8)
- 1.000 - FIELER, Chase; at Kennesaw State; 1/25/2014 (9-9)
- 1.000 - FIELER, Chase; Campbell; 2/19/2011 (9-9)
- 1.000 - GOODWIN, Brandon; Webber International; 11/29/2017 (8-8)
- 1.000 - THOMPSON, Bernard; at Jacksonville; 2/2/2013 (8-8)
- 1.000 - THOMPSON, Bernard; at Samford; 11/28/2012 (8-8)
- 1.000 - TUCKER, Rayjon; at Lipscomb; 1/24/2016 (8-8)
- 1.000 - VARIDEL, Christophe; at Stetson; 1/25/2011 (9-9)
- 1.000 - VARIDEL, Christophe; ETSU; 2/4/2011 (8-8)

### Most blocked shots

1. 8 - HICKS, Nate; Eckerd; 11/18/2013
2. 7 - MORANT, Demetris; at Stetson; 2/7/2015
3. 6 - MARKS, Kyle; Mercer; 2/14/2009
- 6 - Martin, Kevin; vs University of North F; 11/13/2004
5. 5 - FIELER, Chase; Lipscomb; 1/17/2013
- 5 - FIELER, Chase; USC Upstate; 12/19/2011
- 5 - HICKS, Nate; at USF; 12/17/2013
- 5 - MARKS, Kyle; UNF; 1/8/2010
- 5 - MORANT, Demetris; Stetson; 1/9/2016
- 5 - MORANT, Demetris; North Florida; 2/25/2015
- 5 - NARMBAYE, Roman; at Campbell; 1/24/2008
- 5 - NARMBAYE, Roman; at Kennesaw State; 2/16/2008
- 5 - NORELIA, Marc-Eddy; vs South Dakota; 12/28/2015

### Most rebounds

1. 19 - HICKS, Nate; at USF; 12/17/2013
- 19 - Liddell, Adam; vs Marygrove; 2/15/2007
3. 18 - Liddell, Adam; Apprentice School; 2/10/2006
- 18 - NORELIA, Marc-Eddy; Youngstown State; 11/21/2015
- 18 - TERRELL, Christian; Youngstown State; 11/21/2015
6. 17 - MORANT, Demetris; Jacksonville; 1/28/2017
- 17 - MORANT, Demetris; Georgia Southern; 12/13/2016
8. 16 - O'NEIL, Derrick; at Stetson; 12/4/2008
- 16 - Tisme, Robinson; Calumet College; 1/3/2003
10. 15 - FIELER, Chase; ETSU; 3/6/2014
- 15 - Liddell, Adam; Puerto Rico-Cayey; 11/20/2006
- 15 - NORELIA, Marc-Eddy; Stetson; 2/27/2017

### Most assists

1. 16 - Crislip, Bryan; at Johnson & Wales Unive; 1/18/2003
- 16 - Crislip, Bryan; Tri State University; 12/16/2002
- 16 - Crislip, Bryan; Anderson University; 12/29/2002
4. 15 - Crislip, Bryan; Florida College; 1/14/2003
- 15 - Crislip, Bryan; Illinois Wesleyan Univer; 12/20/2003
6. 14 - COMER, Brett; vs San Diego State; 3/24/2013
- 14 - COMER, Brett; at Massachusetts; 12/7/2014
- 14 - Crislip, Bryan; at Kentucky Wesleyan; 2/7/2004
9. 13 - Crislip, Bryan; at WV State College; 1/8/2003
- 13 - QUAINANCE, Rob; Kennesaw State; 1/19/2008

### Most steals

1. 8 - Crislip, Bryan; at Clearwater Christian; 2/6/2003
2. 7 - BAKER, Reed; ETSU; 1/12/2009
- 7 - QUAINANCE, Rob; at Stetson; 2/23/2008
- 7 - Quaintance, Rob; Puerto Rico-Bayamon; 11/28/2006
5. 6 - BAKER, Reed; at North Florida; 12/2/2010
- 6 - Crislip, Bryan; Johnson & Wales Universi; 2/15/2003
- 6 - GRAF, Dajuan; Stetson; 3/4/2014
- 6 - LIDDELL, Adam; Pennsylvania; 12/29/2007
- 6 - O'NEIL, Derrick; at Jacksonville; 2/21/2009
- 6 - Quaintance, Rob; Florida Southern; 1/20/2007
- 6 - Quaintance, Rob; at Lynn; 12/9/2006
- 6 - THOMPSON, Bernard; Stetson; 1/25/2013
- 6 - THOMPSON, Bernard; at Stetson; 2/22/2013
- 6 - THOMPSON, Bernard; ETSU; 3/6/2014



# 2017-18 TV / RADIO SPEED CHART



**BRANDON GOODWIN**  
G | 6-2 | 180 | R-Sr.  
NORCROSS, GA.



**TROY BAXTER JR.**  
F | 6-8 | 200 | RS  
TALLAHASSEE, FLA.



**JOSHUA KO**  
G | 6-1 | 167 | R-Sr.  
KAILUA, H.I.



**DARNELL ROGERS**  
G | 5-2 | 150 | Fr.  
BALTIMORE, MD.



**ZACH JOHNSON**  
G | 6-2 | 195 | R-Jr.  
MIAMI, FLA.



**KYLE HOFFMAN**  
G | 5-9 | 140 | So.  
LAWRENCE, KANSAS



**CHRISTIAN TERRELL**  
G | 6-5 | 187 | Sr.  
JACKSONVILLE, FLA.



**MARK MATTHEWS**  
G | 6-6 | 215 | RS  
FORT MYERS, FLA.



**RAYSEAN SCOTT JR.**  
F | 6-7 | 213 | So.  
COMPTON, CALIF.



**RICKY DOYLE**  
F | 6-10 | 253 | R-Jr.  
CAPE CORAL, FLA.



**RYAN McADOO**  
G | 6-5 | 190 | Fr.  
BOCA RATON, FLA.



**BRADY ERNST**  
F | 6-10 | 230 | R-So.  
CLINTON, IOWA



**CHRISTIAN CARLYLE**  
G | 6-6 | 210 | So.  
JACKSONVILLE, FLA.



**MICHAEL GILMORE**  
F | 6-10 | 210 | R-Jr.  
JACKSONVILLE, FLA.



**BRIAN THOMAS**  
F | 6-9 | 240 | Fr.  
KENNESAW, GA.



**DINERO MERCURIUS**  
G | 6-4 | 200 | R-Jr.  
ORLANDO, FLA.



**ANTRAVIOUS SIMMONS**  
F | 6-9 | 250 | R-Sr.  
MIAMI, FLA.



**DOLAN MAHONEY**  
G | 6-2 | 185 | Jo.  
BRADENTON, FLA.



**RYAN ROCUANT**  
C | 6-10 | 220 | Fr.  
ESTERO, FLA.



**Joe Dooley**  
Head Coach  
5th Season  
29th Overall  
GW '88




**Michael Fly**  
Assistant Coach  
7th Season  
10th Overall  
Kentucky '06



**Tom Abatemarco**  
Assistant Coach  
3rd Season  
43rd Overall  
Dowling '74



**David Cason**  
Assistant Coach  
1st Season  
23rd Overall  
Illinois State '96



**Tyler Schwab**  
Dir. of Operations  
5th Season  
5th Overall  
Spring Hill '12



**Lawrence Brenneman**  
Video Operations  
3rd Season  
24th Overall  
Geneva (Pa.) '85