



# 2017-18 MEN'S BASKETBALL #DUNKCITY INFOGRAPHIC GAME NOTES

2013: SWEET 16 | 2014: NIT | 2015: CIT | 2016: NCAA | 2017: NCAA  
2013, '16, '17: ASUN TOURNAMENT CHAMPIONS | 2014, '17: ASUN REGULAR SEASON CHAMPIONS  
Contact: Jason MacBain | Email: jmacbain@fgcu.edu | Cell: 315.750.0236 | Office: 239.590.7061 | Twitter: @JaBain

## SCHEDULE / RESULTS

### NOVEMBER

<b>NIT</b>	<b>11</b>	<b>ILLINOIS STATE</b> <b>ESPN 3</b>	<b>W, 98-87</b>
	13	@ Siena	W, 86-53
	18	@ Bowling Green	L, 83-80
<b>NCAA</b>	<b>21</b>	@ Middle Tennessee	L, 85-72

	<b>24</b>	<b>DENVER</b> <b>ESPN 3</b>	<b>W, 79-71</b>
	<b>25</b>	<b>NAVY</b> <b>ESPN 3</b>	<b>W, 70-54</b>
	<b>26</b>	<b>ST. FRANCIS BROOKLYN</b> <b>ESPN 3</b>	<b>W, 75-51</b>
	<b>29</b>	<b>WEBBER INT'L</b> <b>ESPN 3</b>	<b>W, 115-61</b>

### DECEMBER

<b>NCAA</b>	<b>2</b>	<b>MIDDLE TENNESSEE</b> <b>ESPN 3</b>	<b>L, 81-76</b>
	<b>5</b>	<b>FAU</b> <b>ESPN 3</b>	<b>L, 92-88</b>

<b>NIT</b>	<b>9</b>	@ rv UT Arlington <b>ESPN 3</b>	W, 85-78
------------	----------	---------------------------------	----------

	<b>16</b>	<b>ORAL ROBERTS</b> <b>ESPN 3</b>	<b>L, 83-64</b>
--	-----------	-----------------------------------	-----------------

	<b>19</b>	@ FIU	L, 91-88
--	-----------	-------	----------

<b>NCAA</b>	<b>22</b>	@ #11 Wichita State	L, 75-65
-------------	-----------	---------------------	----------

<b>NCAA</b>	<b>27</b>	@ rv Rhode Island	L, 80-60
-------------	-----------	-------------------	----------

	<b>29</b>	<b>FLORIDA MEMORIAL</b> <b>ESPN 3</b>	<b>W, 76-42</b>
--	-----------	---------------------------------------	-----------------

	<b>31</b>	<b>FLORIDA TECH</b> <b>ESPN 3</b>	<b>W, 62-54</b>
--	-----------	-----------------------------------	-----------------

### JANUARY

	<b>6</b>	<b>STETSON</b> <b>ESPN 3</b>	<b>W, 90-52</b>
--	----------	------------------------------	-----------------

<b>CIT</b>	<b>11</b>	<b>USC UPSTATE</b> <b>ESPN 3</b>	<b>W, 75-58</b>
------------	-----------	----------------------------------	-----------------

	<b>13</b>	<b>NJIT</b> <b>ESPN 3</b>	<b>7 PM</b>
--	-----------	---------------------------	-------------

	<b>18</b>	@ Lipscomb <b>ESPN 3</b>	7:30 pm
--	-----------	--------------------------	---------

	<b>20</b>	@ Kennesaw State <b>ESPN 3</b>	4:30 pm
--	-----------	--------------------------------	---------

	<b>24</b>	@ North Florida <b>ESPN 3</b>	7 pm
--	-----------	-------------------------------	------

<b>CIT</b>	<b>27</b>	<b>JACKSONVILLE</b> <b>ESPN 3</b>	<b>7 PM</b>
------------	-----------	-----------------------------------	-------------

	<b>29</b>	<b>NORTH FLORIDA</b> <b>ESPN 3</b>	<b>7 PM</b>
--	-----------	------------------------------------	-------------

### FEBRUARY

<b>CIT</b>	<b>3</b>	@ Jacksonville <b>ESPN 3</b>	6 pm
------------	----------	------------------------------	------

	<b>8</b>	@ NJIT <b>ESPN 3</b>	7 pm
--	----------	----------------------	------

<b>CIT</b>	<b>10</b>	@ USC Upstate <b>ESPN 3</b>	4 pm
------------	-----------	-----------------------------	------

	<b>15</b>	<b>KENNESAW STATE</b> <b>ESPN 3</b>	<b>7 PM</b>
--	-----------	-------------------------------------	-------------

	<b>17</b>	<b>LIPSCOMB</b> <b>ESPN 3</b>	<b>7 PM</b>
--	-----------	-------------------------------	-------------

	<b>22</b>	@ Stetson <b>ESPN 3</b>	7 pm
--	-----------	-------------------------	------

	<b>26</b>	ASUN Quarterfinals <b>ESPN 3</b>	TBA
--	-----------	----------------------------------	-----

### MARCH

	<b>1</b>	ASUN Semifinals <b>ESPN 3</b>	TBA
--	----------	-------------------------------	-----

	<b>4</b>	ASUN Final <b>ESPN</b>	TBA
--	----------	------------------------	-----

^ Homewood Suites FGCU Shootout  
\* ASUN Conference Game  
ASUN Tournament - On Campus, Higher Seed

FGCU\_MBB

@FGCU\_MBB (12,696 followers)

/FGCUMBB (19,811 likes)

@FGCU\_MBB (6,173 followers)

/FGCUAthletics (450,439 views)



@FGCU\_MBB  
11-8, 2-0

## FGCU vs. NJIT

Fort Myers, FL | Alico Arena (4,333 + 300 SRO)

Video: ESPN3 | WatchESPN App

PxP: David Moulton Analyst: J. Webb Horton

Live Stats: StatBroadcast

All-Time Series: FGCU Leads, 3-1

#DunkCity | #ASUNMBB

HC: Joe Dooley (159-106)

HC: Brian Kennedy (19-29)



@NJITHoops  
8-9, 1-1



## 2017-18 PRESEASON FAVORITES

FGCU is riding a four-game winning streak thanks in large part to a re-energized defensive effort. The Eagles have held each of their last four opponents below 60 points and under 35-percent shooting from the field. It's the first time in program history that FGCU has held four-straight opponents below 35 percent. However, two of those opponents were non-Division-I members. If FGCU holds NJIT under 35 percent, it will match the 2014-15 team as the only group in program history to limit three-straight D-I foes below 35 percent (that year: Ohio, 33.3; Marist, 32; San Francisco, 25.4).

This is the first time since FGCU joined Division I and the ASUN in 2007-08 it has commenced league action with back-to-back 15+ point wins. The Eagles will be looking to start ASUN play 3-0 for a third-straight year (won the ASUN Championship both of the other two years).

## PROBABLE STARTERS

**0 BRANDON GOODWIN (G)**  
R-Sr. | 6-2 | 180 | Norcross, GA  
17 PPG | 5.6 RPG | 4.7 APG

Unanimous ASUN Preseason Player of the Year




**5 ZACH JOHNSON (G)**  
R-Jr. | 6-2 | 195 | Miami, FL  
13.7 PPG | 3.2 RPG | 3 APG

ASUN Preseason All-Conference Team Selection



**11 CHRISTIAN TERRELL (G)**  
Sr. | 6-5 | 187 | Jacksonville, FL  
12.3 PPG | 5.6 RPG | .546 FG%

Tied For The Team Lead In Rebounding



**31 DINERO MERCURIUS (G)**  
R-Jr. | 6-4 | 200 | Orlando, FL  
9 PPG | 35 3PTs | .432 3PT%

Three Or More 3-Pointers In Nine Games This Year



**15 RICKY DOYLE (F)**  
R-Jr. | 6-10 | 253 | Cape Coral, FL  
5.8 PPG | 3.6 RPG | .595 FG%

Season-High-Tying 11 Points vs. USC Upstate



## TWEETABLES

### 5 THINGS TO KNOW IN 280 🗨️ OR LESS

**1)** FGCU has opened its ASUN slate with home victories over Stetson and USC Upstate. NJIT defeated Upstate in Newark, 98-87, last Saturday before falling at Stetson on Thursday, 80-67.

**2)** This is the first time in program history FGCU has started ASUN play by holding two-straight opponents below 60 points.

**3)** Through the first two games of the ASUN schedule, FGCU is limiting teams to only 55 points per game. The next best defensive output is by Jacksonville at 72 points per game.

**4)** FGCU had 20 fastbreak points against USC Upstate on Thursday - its 2nd-most against a D-I opponent this year (Illinois State, 21).

**5)** The win over Upstate was FGCU's 200th all-time home victory (200-63). The program's first-ever home win took place at what is now Germain Arena, but all 199 since have occurred at Alico Arena.



## MATCHUP BREAKDOWN



76.1	POINTS PER GAME	79.2
73.6	POINTS ALLOWED	70.1
+0.9	REBOUND MARGIN	+5.4
14.2	ASSISTS PER GAME	15.1
13.5	TURNOVERS PER GAME	14.3
8.2	STEALS PER GAME	6.9

FGCU holds a 3-1 edge in the all-time series with NJIT. The Highlanders joined the ASUN in 2015-16, and the Eagles split with them that first year as each team protected its home court. However, FGCU swept both matchups last year. Three of the four meetings have been decided by single digits, with the lone exception coming as part of FGCU's 84-71 win at Alico last January.

## SCOUTING THE HIGHLANDERS

^ FGCU and NJIT rank 1st and 2nd, respectively, in the ASUN in points allowed all year. The Eagles limit opponents to just 70.1 points per game, while the Highlanders check in at 73.6. The two clubs are also the best shooting teams in the conference as FGCU connects at 48.5 percent from the field and NJIT is at 45 percent.

^ The Highlanders - who have lost 15-straight road games - lead the ASUN in steals per game (8.2) and offensive rebounds per game (11.5). Abdul Lewis leads the league in total rebounding (8.6 per game) and offensive rebounding (3.1 per game). However, Lewis injured his hip in NJIT's final non-conference game and has missed the first two ASUN games.

The win over Florida Tech on Dec. 31 was highlighted by a pair of milestone accomplishments as Zach Johnson became just the 9th member of the program's 1,000-point club, while Joe Dooley reached 100 career wins with the Eagles.

## PAINT EMPHASIS

FGCU led the nation in points in the paint last year (41.3 per game; 38.5 this year), and they have either tied or out-scored 17 of its first 19 opponents this season in the paint:

Illinois State: 48-34 (+14)  
 @ Siena: 50-16 (+34)  
 @ Bowling Green: 44-32 (+12)  
 @ Middle Tennessee: 34-32 (+2)  
 Denver: 35-32 (+3)  
 Navy: 36-32 (+4)  
 St. Francis Brooklyn: 48-24 (+24)  
 Webber International: 70-28 (+42)  
 Middle Tennessee: 30-46 (-16)  
 FAU: 42-34 (+8)  
 @ rv UT Arlington: 26-26 (0)  
 Oral Roberts: 22-58 (-36)  
 @ FIU: 34-26 (+8)  
 @ #11 Wichita State: 28-16 (+12)  
 @ rv Rhode Island: 36-28 (+8)  
 Florida Memorial: 42-12 (+30)  
 Florida Tech: 38-20 (+18)  
 Stetson: 28-20 (+8)  
 USC Upstate: 40-22 (+18)  
**Total: +193 / +10.2 Margin Per Game**

## ASUN STANDINGS

Team	ASUN			OVERALL			STREAK
	W	L	W%	W	L	W%	
1) FGCU	2	0	1.000	11	8	.579	W4
Jacksonville	2	0	1.000	8	11	.421	W3
3) Lipscomb	1	1	.500	11	6	.647	L1
Stetson	1	1	.500	9	9	.500	W1
NJIT	1	1	.500	8	9	.471	L1
North Florida	1	1	.500	7	12	.368	W1
7) USC Upstate	0	2	.000	5	14	.263	L3
Kennesaw State	0	2	.000	4	13	.235	L2

## FGCU NATIONAL RANKS

**24** 3PT% D 30.4 **37** FG% 48.5 **11** RBS 735

18th - Zach Johnson, Total Steals (39)  
 43rd - Brandon Goodwin, Free Throws Made (87)

In its eight losses, FGCU is averaging 34.1 rebounds per game, has a -3.9 rebounding margin and is -39 in second-chance points. In its 11 wins, FGCU is averaging 42 rebounds per game, has a +12.1 rebounding margin and is +28 in second-chance points.

## STILL SORTING IT OUT

19 games into the year, FGCU has already used 12 different starting lineups - tied for the most in the nation:

1) FGCU: 12 In 19 Games  
 UT Martin: 12 In 18 Games  
 Bryant: 12 In 18 Games  
 Pittsburgh: 12 In 17 Games  
 5) UTEP: 11 In 16 Games

## ODDS &amp; ENDS

In the 11 games it has out-rebounded its opponent this year, FGCU has done so by at least a +15 margin in seven of those (6-1 record in those games) ... the win over Siena on Nov. 13 marked **Joe Dooley's** 150th career victory ... **the 33-point road win (86-53) was tied for the largest victory away from home in D-I program history**, and was tied for Siena's largest home defeat in its D-I history (since 1976-77).

## MILESTONE TRACKER

FGCU is within reach of several milestone victory marks.

All-Time Record: 296-203 (4 More Wins For 300)  
 All-Time Record In D-I Era: 182-164 (18 More Wins For 200)  
 All-Time Record At Home: 200-63 (Win 200 On Jan. 11)  
 All-Time Record vs. ASUN: 93-81 (7 More Wins For 100)

## #WEAREFGCU

When referring to the University, please be aware of the following policy regarding usage. First references to the intercollegiate athletic programs should be only **FGCU** (preferred) or **Florida Gulf Coast University**. The only secondary references used should be **Florida Gulf Coast** or **Eagles**. Please refrain from using Fla. Gulf Coast, FG Coast, Gulf Coast or any other similar combination.



## #DEPTHCITY

FGCU has already had 10 different players reach double-figure points in a game - the third-straight season that has occurred. Every FGCU player also has a positive plus/minus ratio. Below is a list of players who have scored 10 or more points in a game this season, how many times they have led (or tied) the team in scoring and their season high.

Zach Johnson (5)	27
Brandon Goodwin (9 - 1 tie)	26
Christian Terrell (4 - 1 tie)	20
Christian Carlyle	18
Dinero Mercurius (1)	16
Antravious Simmons (1)	15
RaySean Scott Jr.	15
Ricky Doyle	11
Darnell Rogers	11
Michael Gilmore	10

## RECORD ROAD WINNING STREAKS --- SNAPPED EARLIER THIS YEAR ---

GONZAGA: 11 FGCU: 10

FGCU had won a program-best 10-straight road games dating back to last year - the 2nd-longest road winning streak in the country - before a last-second loss at Bowling Green on Nov. 18. Gonzaga had the longest streak at 11 in a row just ahead of the Eagles, but now Middle Tennessee (10) has that claim.

The Eagles finished a program-best 7-0 on the road in the ASUN last year, surpassing the previous single-season record for wins of five. FGCU is the first ASUN institution to go undefeated on the road in conference action since former league member Samford went 8-0 in 1998-99.

Overall, FGCU was a program-best 10-3 away from Alico Arena last season, with all three losses coming by single digits.

## FGCU GROWTH

FGCU moved to the Division-I ranks in 2007-08, becoming post-season eligible for the 2011-12 season. After starting their D-I transition with five-straight losing seasons, the Eagles have now posted five-consecutive 20-win seasons. After not finishing higher than 6th place in the ASUN the first five years, FGCU has finished no worse than a tie for 2nd each of the past four seasons.

YEAR	OVERALL	ASUN	ASUN FINISH
2007-08	10-21	6-10	T-8
2008-09	11-20	7-13	9
2009-10	8-21	5-15	T-10
2010-11	10-20	7-13	7
2011-12	15-17	8-10	T-6
2012-13	26-11	13-5	2
2013-14	22-13	14-4	T-1
2014-15	22-11	11-3	2
2015-16	21-14	8-6	T-2
2016-17	26-8	12-2	1
2017-18	11-8	2-0	
<b>D-I Total</b>	<b>182-164</b>	<b>93-81</b>	
<b>Since '12-13</b>	<b>128-65</b>	<b>60-20</b>	

#DunkCity

## RECORD SEASON

Program Single Season

POINTS
Brandon Goodwin (2016-17) 629
Marc-Eddy Norelia (2015-16) 597
Ryan Hopkins (2002-03) 580



GOODWIN

Brandon Goodwin was the unanimous 2017 ASUN Newcomer of the Year, in addition to being named ASUN First Team, ASUN Tournament MVP and setting a league record by securing six ASUN Newcomer of the Week honors. He was also named to the NABC All-District First Team after setting a program record by scoring 629 points. He hit three game-winning shots and led FGCU in scoring (18.5) and assists (4.1). More info on his bio page.

## SCHEDULE RUNDOWN

FGCU played six non-conference games against teams that finished in the top 40 of the RPI last year. Each of those teams won at least 25 games and played in the postseason. The Eagles went 2-4 against the group:

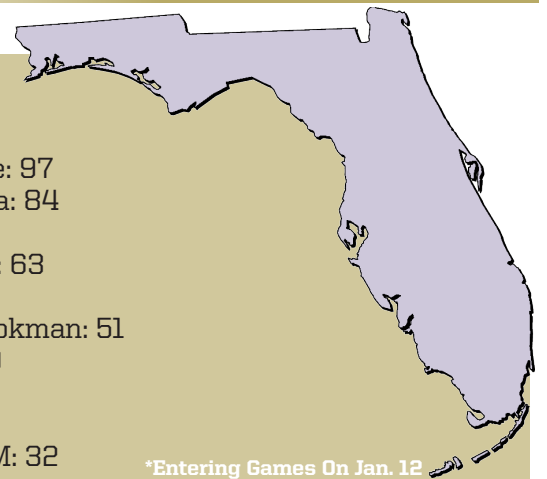
Nov. 11: vs. 39 Illinois State (28-7, NIT) | W, 98-87  
 Nov. 21: @ 34 Middle Tennessee (31-5, NCAA) | L, 85-72  
 Dec. 2: vs. 34 Middle Tennessee | L, 81-76  
 Dec. 9: @ 40 UT Arlington (27-9, NIT) | W, 85-78  
 Dec. 22: @ 29 Wichita State (31-5, NCAA) | L, 75-65  
 Dec. 27: @ 31 Rhode Island (25-10, NCAA) | L, 80-60

Each of those NCAA Tournament opponents won a March Madness game last year, and the other two claimed three total victories in the NIT. Those opponents went a combined 142-36 (.798 winning percentage) last season and posted an average RPI of 34.

## MOST WINS IN FLORIDA

Since 2013-14 Season

- 1) Florida: 111
- 2) Miami: 103
- 3) FGCU: 102
- 4) Florida State: 97
- 5) North Florida: 84
- 6) UCF: 73
- 7) Jacksonville: 63
- 8) FIU: 59
- 9) Bethune-Cookman: 51
- 10) Stetson: 50
- 11) USF: 44
- FAU: 44
- 13) Florida A&M: 32



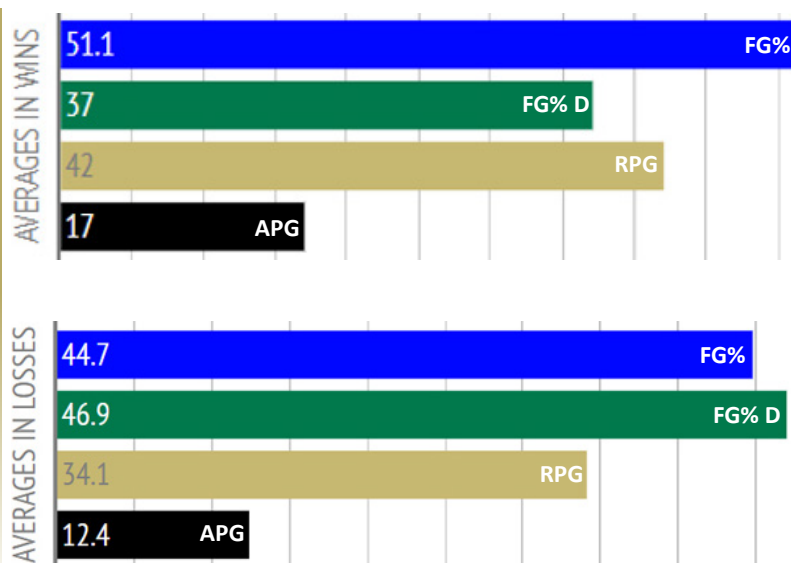
\*Entering Games On Jan. 12

FGCU is the only D-I team in the state of Florida which has posted four-straight 20-win seasons (five-consecutive for the Eagles). As FGCU has moved among some of the preeminent teams in the state, it has done so with Florida talent. Last year, Florida natives were responsible for 80 percent of FGCU's points and 75 percent of the Green and Blue's rebounds and assists.

This season, eight of FGCU's 13 scholarship players hail from the Sunshine State, and including walk-ons there are 11 total players from Florida on the 2017-18 roster.



# W-L AVERAGES



## RECORDS UNDER DOOLEY

FGCU has the following records under the direction of Joe Dooley, who is in his 5th year with the Eagles in 2017-18:

**Leading At The Half:** 79-7 (.919) - 3 Losses This Year

**Holding Opponent Below 40% FG:** 58-6 (.906)

**Grabbing More Rebounds:** 80-16 (.833)

**Scoring Between 70-79 Points:** 59-13 (.819)

**Scoring 80+ Points:** 44-8 (.846) - 3 Losses This Year

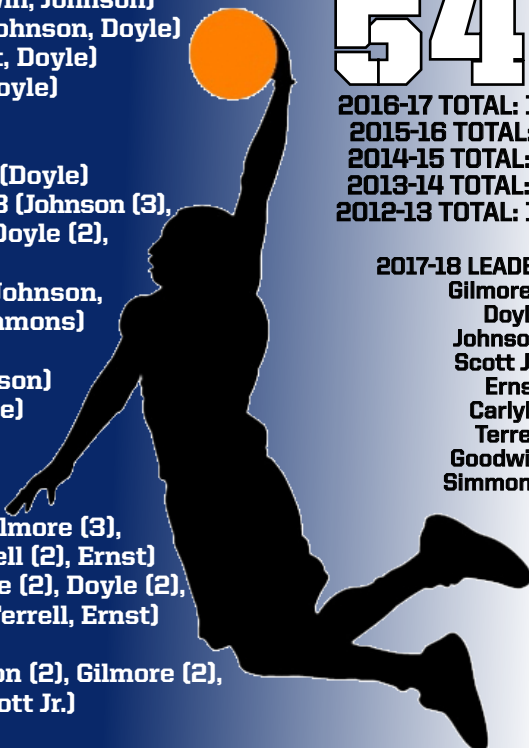
## 2017-18 DUNK COUNTER

vs. Illinois State: 2 (Goodwin, Johnson)  
 @ Siena: 4 (Goodwin (2), Johnson, Doyle)  
 @ Bowling Green: 2 (Ernst, Doyle)  
 @ Middle Tennessee: 1 (Doyle)  
 vs. Denver: 1 (Scott Jr.)  
 vs. Navy: 1 (Carlyle)  
 vs. St. Francis Brooklyn: 1 (Doyle)  
 vs. Webber International: 13 (Johnson (3), Scott Jr. (3), Ernst (2), Doyle (2), Carlyle (2), Simmons)  
 vs. Middle Tennessee: 2 (Johnson, Simmons)  
 vs. FAU: 1 (Scott Jr.)  
 @ rv UT Arlington: 1 (Johnson)  
 vs. Oral Roberts: 3 (Gilmore)  
 @ FIU: 2 (Ernst, Scott Jr.)  
 @ #11 Wichita State: 0  
 @ rv Rhode Island: 0  
 vs. Florida Memorial: 6 (Gilmore (3), Terrell (2), Ernst)  
 vs. Florida Tech: 7 (Gilmore (2), Doyle (2), Carlyle, Terrell, Ernst)  
 vs. Stetson: 1 (Scott Jr.)  
 vs. USC Upstate: 6 (Johnson (2), Gilmore (2), Doyle, Scott Jr.)

# 54

2016-17 TOTAL: 159  
 2015-16 TOTAL: 78  
 2014-15 TOTAL: 93  
 2013-14 TOTAL: 98  
 2012-13 TOTAL: 148

2017-18 LEADERS:  
 Gilmore: 10  
 Doyle: 9  
 Johnson: 9  
 Scott Jr.: 8  
 Ernst: 6  
 Carlyle: 4  
 Terrell: 3  
 Goodwin: 3  
 Simmons: 2



## RETWEETS

1) FGCU is more than halfway to its sixth-straight 20-win season. If that were to occur, the Eagles would become the first school in the history of the ASUN (since 1978-79) to secure six-consecutive 20-win seasons.

2) The Eagles scored 70+ points in each of their first 11 games, coming one performance short of matching the 2003-04 team for most consecutive games to start a season (12) with scoring 70 or more points.

3) FGCU has allowed two opponents to score 90+ in regulation this year. In the previous four years, that had only occurred two times total.

4) The 83-64 loss at home to Oral Roberts on Dec. 16 was tied for the worst home non-conference loss in the program's D-I history (77-58 vs. Drexel on Nov. 14, 2007).

5) The Eagles shot 50.7 percent from the floor against FAU - their 2nd-highest shooting percentage in a loss in D-I non-conference history (61.4 percent at TCU on Nov. 11, 2011).

## BY THE NUMBERS

3 Three times entering this year (all in 2002-03) that FGCU had lost when scoring 85+ in a game - something that has now happened twice this season already.

4 FGCU hit four game-winning shots/freethrows last year in the final 35 seconds: Christian Terrell (1) and Brandon Goodwin (3).

58 FGCU allowed FAU to score 58 points in the 2nd half on Dec. 5 - the 2nd-most the Eagles have allowed in their D-I history (59, Mercer).

60 Since the start of the 2012-13 season, FGCU boasts a 60-20 (.750) record in ASUN regular-season games - 11 more wins than any other team in the league (North Florida, 49).

268 FGCU has made at least one 3-pointer in 268 straight games (Jan. 8, 2010).

98 The 98 points against Illinois State this year were the most in a season opener in program history. The previous high was 90 in the program's first-ever game in 2002-03 versus Puerto Rico-Bayamon.





## RANKINGS RUNDOWN

In the Associated Press and USA Today Coaches Poll, Wichita State is ranked #5 in the country, while Rhode Island is receiving votes.

Additionally, in Joe Lunardi's latest ESPN Bracketology, he has Wichita State (3 seed), Rhode Island (9 seed) included. Lunardi had FGCU included in his first three editions of the year, but the Eagles dropped out recently (Lipscomb, 13) after the string of losses. Prior to that, Lunardi had the Eagles as a 15 (below), and were as high as a 14.

7 USC	▼
10 Providence	▼
2 Wichita St	■
15 FLORIDA GULF COAST	■

Dallas

## BUILDING A TRADITION

FGCU is believed to be the only men's D-I program in NCAA history to make five postseason appearances in its first six years of eligibility (2013: NCAA; 2014: NIT; 2015: CIT; 2016: NCAA; 2017: NCAA).

The Eagles are also one of just 23 teams in the nation to have won at least 20 games and made postseason appearances in each of the past five seasons. Of those 23 teams, only six are mid-major schools, as FGCU joins Vermont, Belmont, New Mexico State, Iona and UC Irvine to hold that distinction.

## NATION'S ELITE

FGCU is one of only seven schools in the country which has had its men's and women's teams win at least 20 games in five-straight seasons, joining:



Additionally, with both the men's and women's teams winning at least 26 games last season, FGCU is one of only three non-Power 5 schools in the nation to boast that claim along with Gonzaga and Bucknell. In total, only nine schools had both its men's and women's basketball teams record at least 26 victories a year ago:



## MID-MAJOR POLL

\* Records Entering The Week \*

#	Team (1st Votes)	Rcd.	Pts.	LW	Conference
1.	Gonzaga (27)	14-3	771	1	West Coast
2.	Saint Mary's (4)	15-2	748	2	West Coast
3.	New Mexico State	13-3	668	5	Western Athletic
4.	Louisiana	14-3	647	8	Sun Belt
5.	ETSU	12-4	558	16	Southern
6.	Furman	12-4	551	11	Southern
7.	South Dakota State	14-5	546	15	Summit
8.	BYU	13-4	544	6	West Coast
9.	Missouri State	13-4	482	9	Missouri Valley
10.	Charleston	11-5	423	3	Colonial
11.	Stephen F. Austin	13-3	418	12	Southland
12.	Loyola Chicago	12-4	400	7	Missouri Valley
13.	Towson	12-5	378	14	Colonial
14.	South Dakota	14-5	345	10	Summit
15.	UC Santa Barbara	12-4	272	13	Big West
16.	<b>UT Arlington</b>	<b>11-6</b>	<b>249</b>	<b>17</b>	<b>Sun Belt</b>
17.	Wofford	10-5	245	18	Southern
18.	UNC Greensboro	11-4	242	20	Southern
19.	San Diego	12-4	218	19	West Coast
20.	Murray State	12-3	217	24	Ohio Valley
21.	Vermont	11-5	191	NR	America East
22.	Georgia Southern	12-5	145	23	Sun Belt
23.	Albany	12-5	134	4	America East
24.	Northern Kentucky	11-5	122	NR	Horizon
25.	Buffalo	10-5	76	NR	Mid-American

**Bold Denotes FGCU Opponent | FGCU Receiving Votes (5)**

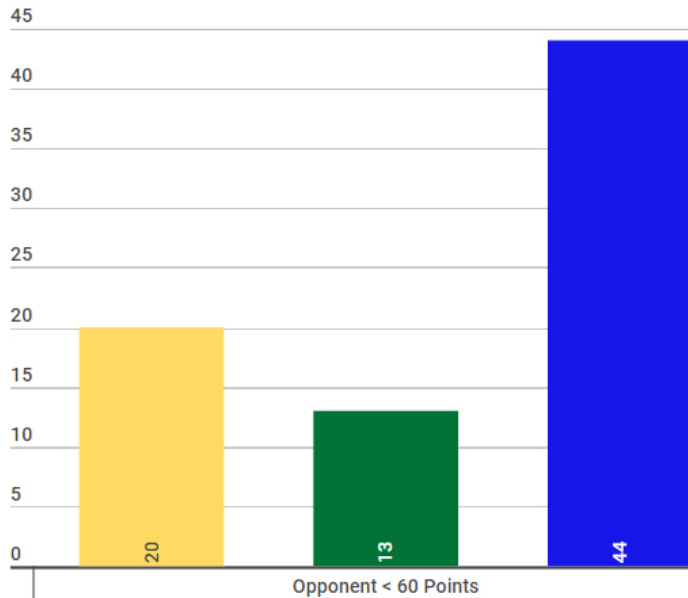
**FGCU Opponents Receiving Votes:**

Lipscomb (52), Illinois State (9), Bowling Green (5)

With its win over Fairleigh Dickinson in the 2016 First Four, FGCU secured its third NCAA Tournament victory in four years (at the time). **The Eagles are the only current ASUN member which has won an NCAA Tournament game, and are responsible for three of the league's seven all-time NCAA Tournament victories, dating back to the ASUN's initial appearance in March Madness in 1981.**



# LOCKING IN ON D



Since Dooley took over FGCU in 2013-14, FGCU has held **44 teams to 60 points or fewer**. The Sweet Sixteen team in 2012-13 held 13 opponents to 60 points or fewer, but prior to that - in five seasons of D-I history - FGCU teams had only held opponents to 60 points or fewer 20 times.

The Eagles have led the ASUN in scoring defense in three of Dooley's four years with FGCU and finished 2nd in the other season. **Last year, the Eagles paced the conference by holding opponents to just 69.3 points per game - exactly six points better than any other team.**

**FGCU has a pair of players related to Naismith Basketball Hall of Famers in Michael Gilmore and walk-on Ryan McAdoo. Gilmore is the nephew of Artis Gilmore, a six-time NBA All-Star, while McAdoo is the son of Bob McAdoo, a five-time NBA All-Star and NBA MVP in 1975.**

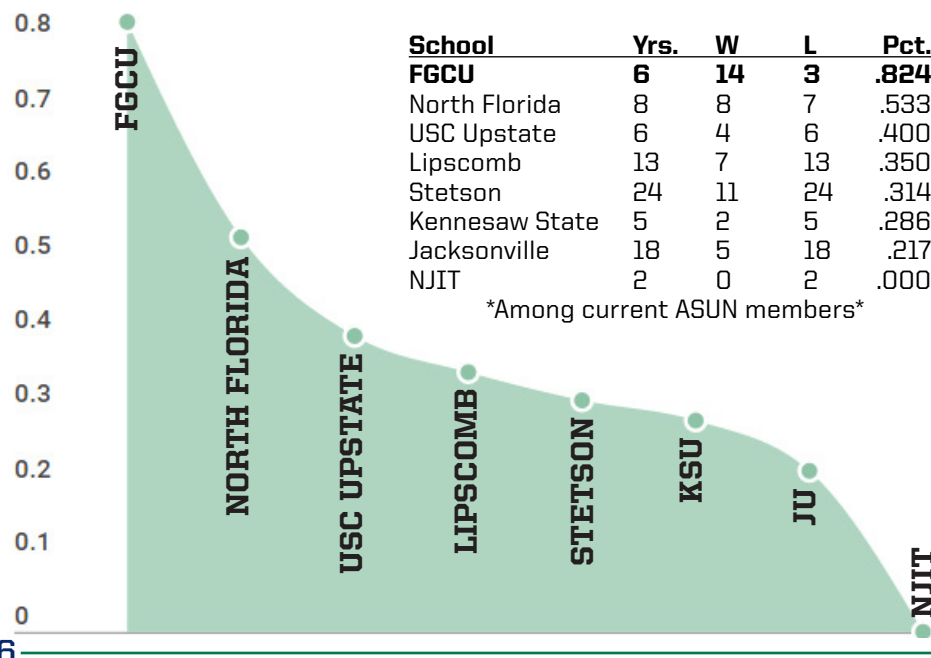
At just 5-foot-2-inches, freshman **Darnell Rogers** is by far the smallest D-I player in the nation. The next smallest player is Mount St. Mary's Junior Robinson at 5-5.

**Rogers is believed to be the smallest scholarship D-I men's basketball player in history.** While not confirmed due to many teams not being able to verify early-year rosters, only one player has been confirmed as smaller than 5-2, and that was Dayton's Keith Braswell at exactly 5 foot. However, Braswell was a walk-on during his one season with the Flyers in 1994-95.

More recently, Malcolm Reid - a 5-2 walk-on at Southeastern Louisiana in 2015-16 - matched Rogers' height, but he once again was also a walk-on. Darnell's father, Shawnta, stood at 5-4 and put together a heralded career at George Washington, ultimately culminating in him winning Atlantic 10 Conference Player of the Year in 1999.



## ALL-TIME ASUN TOURNAMENT WIN%



### FGCU YEAR-BY-YEAR

- 2012: Lost to Belmont in the Final
- 2013: Defeated Mercer to win the ASUN Championship
- 2014: Lost to Mercer in the Final
- 2015: Lost to USC Upstate in the Semifinals
- 2016: Defeated Stetson to win the ASUN Championship
- 2017: Defeated North Florida to win the ASUN Championship

FGCU is one of only two active ASUN members (North Florida, 2015) to have won an ASUN Tournament Championship. FGCU won its third title in six years, with the three championships being tied already for the 3rd-most in ASUN history (since 1979). Only Belmont (five titles from 2006-12) and UCF (four titles from 1994-05) have more.



# PROTECTING THE ROCK



FGCU set the single-season program record with nine games of single-digit turnovers in 2015-16, surpassing the previous record of eight from 2014-15. Eight single-digit turnover games is exactly how many the Eagles had in their entire pre-D-I history. In 2013-14, FGCU had six single-digit turnover games. **Under Dooley, the Eagles have posted 32 of the program's 38 single-digit turnover games in the D-I era.**

## D-I IMPROVEMENT

Coinciding with taking care of the ball better, FGCU has steadily improved its D-I record nearly every season, and has increased its winning percentage under each of its now three D-I era coaches.

2007-08	10-21
2008-09	11-20
2009-10	8-21
2010-11	10-20
<b>Dave Balza: 39-82 (.322)</b>	

2011-12	15-17
2012-13	26-11
<b>Andy Enfield: 41-28 (.594)</b>	
2013-14	22-13
2014-15	22-11
2015-16	21-14
2016-17	26-8
2017-18	11-8
<b>Joe Dooley: 102-54 (.654)</b>	

## HOME SUCCESS



FGCU is 84-17 at Alico Arena since 2012-13. The Eagles are 9-3 this year, went 16-3 last season, 16-4 in 2015-16, 13-4 in 2014-15, 15-2 in 2013-14 and 15-1 in 2012-13.



Versus ASUN foes during the regular season since 2012-13, FGCU is 36-5 at The Nest.

## LOOKING AHEAD & BACK

**The Eagles are the defending ASUN regular-season and two-time defending tournament champions. FGCU is installed as the preseason ASUN favorites, predicted to return to the NCAA Tournament for a third-straight year and fourth time in the past six seasons.**

Last season, FGCU claimed its first outright ASUN regular-season title (12-2) and second overall. **The Eagles set a program D-I regular-season record with 23 wins and tied the all-time victory mark of 26,** finishing one triumph shy of matching the program's all-time mark. FGCU set D-I program single-season records in points per game (79.4), rebound margin (+5.4) and field goal percentage (.499) - 5th-best in the nation.

**The Eagles made their third NCAA Tournament appearance in five years (six seasons of eligibility) and earned a program-best No. 14 seed.** Despite losing its leading rebounder and shot blocker in Demetris Morant early in the 2nd half with an ankle injury, FGCU went on to fall to 3rd-seeded Florida State - the second-tallest team in the nation - by just six points, 86-80.



Despite only becoming Division-I postseason eligible for the 2011-12 season, FGCU has already claimed an impressive 17 wins in the postseason.

## ASUN 14-3 NCAA 3-3 NIT 0-1

FGCU is the only FGCU reached the Sweet Sixteen as received a No. 8 seed to reach the championship game of its conference tournament in each of its first three seasons of eligibility. The Eagles went 2-1 in 2012 (lost to Belmont), 3-0 in 2013 (defeated Mercer) and 2-1 in 2014 (lost to Mercer). After losing in the semifinals in 2015, the Eagles have gone 6-0 the last two years in the AUN Tournament.

The Eagles received a No. 8 seed in the NIT in 2014 and traveled to No. 1 Florida State, falling just short (58-53) to the eventual NIT semifinalists.

**CIT 0-1** FGCU made its first appearance in the CIT in 2015, falling at home to Texas A&M-Corpus Christi, 75-69.



# FGCU TRADITION

**FGCU has made five postseason appearances in only six years of D-I eligibility: 2013 NCAA, 2014 NIT, 2015 CIT, 2016 NCAA, 2017 NCAA. FGCU is believed to be the only D-I program in NCAA history to make five postseason appearances in its first six years of eligibility.**

## 2007-08

FGCU's first D-I season and first year as a member of the ASUN. The Eagles defeat North Florida, 70-67, in their first-ever league game and finish the year 6-10 in the ASUN (T-8th of 12 teams).

## 2008-09

The Eagles don't win a road game all season (0-14) and finish 7-13 in the ASUN (9th of 11 teams).

## 2009-10

The team wins its fewest ASUN games in single-season program history with just five en route to a 5-15 record (T-10th of 11 teams).

## 2010-11

FGCU starts 0-7 in league play, but begins to set the tone for a drastic shift in program history by finishing 7-6 on its way to a 7-13 ASUN record (7th of 11 teams).

## 2011-12

FGCU's first season of D-I postseason eligibility. The Eagles go 8-10 in the ASUN (T-6th of 11 teams) and earn the No. 6 seed in the conference tournament. FGCU defeats No. 3 USC Upstate, 71-61, upsets host and No. 2 Mercer in the semifinals, 62-58, before falling short in the title game to top-seeded Belmont, 83-69, after holding a 42-39 halftime lead.

## 2014-15

FGCU goes 11-3 in the ASUN (2nd of 8 teams) and receives the No. 2 seed, but falls at home in the ASUN semifinals to No. 3 USC Upstate, 63-62.

By reaching the ASUN Championship Final Game in each of its first three seasons of eligibility, FGCU became the only school in NCAA history to accomplish that feat.

# 1

## 2016-17



After claiming its first outright regular-season crown with a 12-2 record, FGCU beat Stetson by 30 points in the quarterfinals, knocked off Kennesaw State in the semifinals and then used a big 2nd half to run away from rival North Florida in the final to cut down the nets for the third time in five years.

## 2012-13



In just its second season of D-I postseason eligibility, FGCU goes 13-5 in the ASUN, earns the No. 2 seed in the conference tournament and for the second-straight year defeats Mercer on its home court -- this time in the final -- to earn an NCAA Tournament berth. The Eagles went on to become the only team in NCAA history to advance to the Sweet Sixteen as a 15 seed.

## 2013-14



FGCU wins its first ASUN regular-season championship with a record of 14-4 and earns the top seed in the ASUN tournament. But this time, No. 2-seeded Mercer defeats the Eagles on their home court in the title game, 68-60, and goes on to knock off Duke in the NCAA Tournament as a 14 seed.

## 2015-16



FGCU won its 2nd ASUN Tournament Championship in four years with an 80-78 overtime win over 7th-seeded Stetson. The Eagles tied for 2nd in the league, but received the 4th seed and defeated 5th-seeded Kennesaw State, 74-64, before dominating at top-seeded North Florida, 89-56, in the semifinals -- the largest loss a top seed has ever suffered in the A-Sun Championship (since 1979).





# THE BIRTH OF DUNK CITY

March 22 & 24, 2013 • Philadelphia, Pa.



**#15 FGCU 78 #2 Georgetown 68**



**#15 FGCU 81 #7 San Diego State 71**

FGCU used five 2nd-half dunks and a 21-2 run to turn a 31-31 game at the 17:27 mark into a 52-33 Eagles' lead by the 12:30 mark. With Georgetown trying to mount a comeback in the closing two minutes, sophomore point guard Brett Comer threw a brazen one-handed alley-oop to Chase Fieler, who finished with one hand and Georgetown never got closer than five the rest of the night.


Leading 54-52 with 11:30 left, FGCU went on a 17-0 run to open up a 71-54 advantage with less than four minutes remaining. The 10-point final margin was the closest SDSU would get in the final eight minutes. After not having any dunks in the 1st half against Georgetown, the Eagles finished with 10 in the closing 60 minutes - the Georgetown 2nd half and entire SDSU game.

## THE ONLY 15 SEED TO EVER ADVANCE TO THE SWEET 16

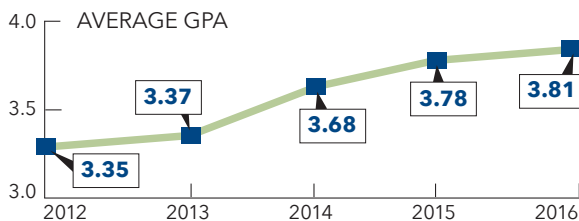
DUNK CITY EFFECT

THE MEN'S BASKETBALL TEAM'S DUNK CITY RUN AMPLIFIED THE FGCU EFFECT IN A HOST OF WAYS. HERE ARE A FEW:

### FGCU STUDENT ENROLLMENT



### ACADEMIC PROFILE OF ENTERING FRESHMEN



### AVERAGE SAT SCORE

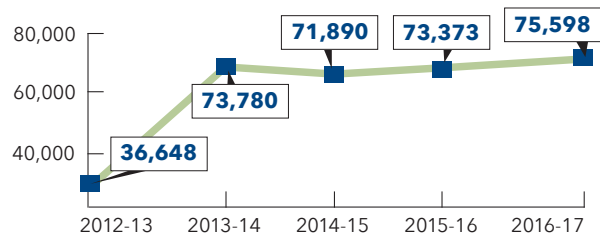
(INCLUDES WRITING)

FALL 2012  
**1528**  
FALL 2015  
**1592**

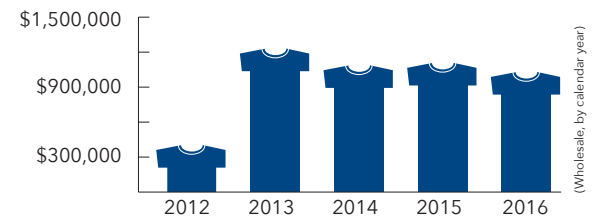
### AVERAGE ACT SCORE

FALL 2012  
**21.8**  
FALL 2015  
**24.1**

### TOTAL YEARLY ATTENDANCE AT MEN'S HOME BASKETBALL GAMES



### SALES OF LICENSED FGCU MERCHANDISE



### FUNDRAISING STRIDES

**2012-13** \$14 million  
**2015-16** \$33 million\*

\*Original \$18 million surpassed

### ALUMNI PARTICIPATION RATE

2012-13 / **2.75%**  
2015-16 / **5.3%**





# DUNK CITY IMPACT

The national exposure from the Eagles' run to the Sweet Sixteen as a No. 15 seed in 2013 has had far-reaching impacts throughout the university and Southwest Florida:

>>> A 27-percent increase in freshman applications the next year, allowing the school to become more selective in its admission. The average high school GPA of admitted students has increased every year from 3.35 in Fall 2012 to 3.81 in Fall 2016.

>>> The university's fundraising office doubled its number of alumni donors in a year.

>>> The Athletic Department posted a record \$4.8 million in external revenues during the 2016 fiscal year, up from \$4.4 million in 2015 and a significant jump from only \$3.1 million in 2013 prior to the run to the Sweet Sixteen.

>>> Since 2013-14, FGCU has been responsible for roughly one-third of the entire ASUN's home attendance over that time.

>>> Last year, supporters filled Alico Arena to an average of nearly 4,000 fans per game - 92 percent capacity of The Nest's 4,333 seats. In terms of percentage capacity, that ranked 31st in the nation - ahead of Miami, UConn, Notre Dame, UCLA and many other marquee programs.

SECOND ROUND			
	78	68	
THIRD ROUND			
	81	71	



>>> Earned his 100th career win on Feb. 21, 2015, at home against USC Upstate, 86-72. As FGCU's 3rd head coach in the D-I era (since 2007-08), he already holds the record for most wins (102).

Following called timeouts last year, FGCU ranked 4th in the nation in points per possession at 1.059 (leader: UCLA, 1.083).



# JOE DOOLEY

## HOMETOWN

West Orange, N.J.

## EDUCATION

George Washington University '88  
(B.A. in Speech Communications)

## ANNOUNCED AS FGCU HEAD COACH

Wednesday, April 17, 2013

## FAMILY

Tanya (Wife) | Max (Son)

## COACHING CAREER

1988-91: South Carolina, Assistant  
1991-95: East Carolina, Assistant  
1995-99: East Carolina, Head  
1999-2000: New Mexico, Assistant  
2000-02: New Mexico, Associate Head  
2002-03: Wyoming, Assistant  
2003-2013: Kansas, Assistant  
2013-Present: FGCU, Head

## IN SHORT

Dooley was named the 2017 ASUN Coach of the Year and the 2017 NABC District 3 Coach of the Year after leading the Eagles to a D-I program record 26 wins. He has coached eight all-conference selections at the helm of the Green and Blue. In August of 2013, ESPN named Dooley one of the top-two new hires positioned for success. Prior to FGCU, he was an assistant coach at Kansas for a decade, winning 300 games, reaching six Sweet Sixteen rounds and winning the 2008 National Championship.

## THE DOOLEY WORKSHEET - AS HEAD COACH

RECORD				
YEAR	SCHOOL	OVERALL	CONFERENCE	POSTSEASON
1995-1996	East Carolina	17-11	9-9 (T-4th; CAA)	-
1996-1997	East Carolina	17-10	9-7 (T-3rd; CAA)	-
1997-1998	East Carolina	10-17	5-11 (T-7th; CAA)	-
1998-1999	East Carolina	13-14	7-9 (7th; CAA)	-
2013-2014	FGCU	22-13	14-4 (T-1st; ASUN)	NIT 1st Rd
2014-2015	FGCU	22-11	11-3 (2nd; ASUN)	CIT 1st Rd
2015-2016	FGCU	21-14	8-6 (T-2nd; ASUN)	NCAA 1st Rd (First 4 Win)
2016-2017	FGCU	26-8	12-2 (1st; ASUN)	NCAA 1st Rd
2017-2018	FGCU	11-8	2-0 (T-1st; ASUN)	-
<b>TOTAL</b>	<b>8+ SEASONS</b>	<b>159-106 (.600)</b>	<b>  AT FGCU: 102-54 (.654)</b>	

## THE DOOLEY WORKSHEET - AS AN ASSISTANT COACH

RECORD				
YEAR	SCHOOL	OVERALL	CONFERENCE	POSTSEASON
1988-1989	South Carolina	19-11	8-4 (Metro Conf.)	NCAA 1st Rd
1989-1990	South Carolina	14-14	6-8 (Metro Conf.)	-
1990-1991	South Carolina	20-13	5-9 (Metro Conf.)	NIT 2nd Rd
1991-1992	East Carolina	10-18	4-10 (7th; CAA)	-
1992-1993	East Carolina	14-16	4-10 (7th; CAA)	NCAA 1st Rd
1993-1994	East Carolina	15-12	7-8 (5th; CAA)	-
1994-1995	East Carolina	18-11	7-8 (4th; CAA)	-
1999-2000	New Mexico	18-14	9-5 (3rd; Mountain West)	NIT 2nd Rd
2000-2001	New Mexico	21-13	6-8 (T-5th; Mountain West)	NIT Quarterfinal
2001-2002	New Mexico	16-14	6-8 (6th; Mountain West)	NIT 1st Rd
2002-2003	Wyoming	21-11	8-6 (T-4th; Mountain West)	NIT 2nd Rd
2003-2004	Kansas	24-9	12-4 (T-2nd; Big 12)	NCAA Elite 8
2004-2005	Kansas	23-7	12-4 (T-1st; Big 12)	NCAA 1st Rd
2005-2006	Kansas	25-8	13-3 (T-1st; Big 12)	NCAA 1st Rd
2006-2007	Kansas	33-5	14-2 (1st; Big 12)	NCAA Elite 8
2007-2008	Kansas	37-3	13-3 (T-1st; Big 12)	NCAA Champions
2008-2009	Kansas	27-8	14-2 (1st; Big 12)	NCAA Sweet 16
2009-2010	Kansas	33-3	15-1 (1st; Big 12)	NCAA 2nd Rd
2010-2011	Kansas	35-3	14-2 (1st; Big 12)	NCAA Elite 8
2011-2012	Kansas	32-7	16-2 (1st; Big 12)	NCAA Runner-Up
2012-2013	Kansas	31-6	14-4 (T-1st; Big 12)	NCAA Sweet 16
<b>TOTAL</b>	<b>21 SEASONS</b>	<b>486-206 (.702)</b>		





# ROSTER BREAKDOWN

NO.	NAME	POS.	HT.	WT.	YR.	HOMETOWN/PREVIOUS SCHOOL(S)
0	Brandon Goodwin	G	6-2	180	R-Sr.	Norcross, Ga./UCF/Norcross HS
1	Troy Baxter Jr. ^	F	6-8	200	So.	Tallahassee, Fla./UNLV/Oldsmar Christian HS
2	Joshua Ko *	G	6-1	167	R-Sr.	Kailua, H.I./Pittsburgh/Kalaheo HS
3	Darnell Rogers	G	5-2	150	Fr.	Baltimore, Md./Shiloh HS/Believe Prep/Indian Land HS
5	Zach Johnson	G	6-2	195	R-Jr.	Miami, Fla./Norland HS
10	Kyle Hoffman * ^	G	5-9	140	So.	Lawrence, Kansas/Ottawa University (Kansas)/Lawrence HS
11	Christian Terrell	G	6-5	187	Sr.	Jacksonville, Fla./Providence HS
12	Mark Matthews * ^	G	6-6	215	Jr.	Fort Myers, Fla./USC Aiken/UNCW/Fort Myers HS
13	RaySean Scott Jr.	F	6-7	213	So.	Compton, Calif./Compton HS
15	Ricky Doyle	F	6-10	253	R-Jr.	Cape Coral, Fla./Michigan/Bishop Verot HS
20	Ryan McAdoo *	G	6-5	190	Fr.	Boca Raton, Fla./St. Andrews HS
21	Brady Ernst	F	6-10	230	R-So.	Clinton, Iowa/Indian Hills CC/Iowa State/Clinton HS
23	Christian Carlyle	G	6-6	210	So.	Jacksonville, Fla./Bishop Kenny HS
24	Michael Gilmore	F	6-10	210	R-Jr.	Jacksonville, Fla./Miami/VCU/Rickards HS
30	Brian Thomas	F	6-9	240	Fr.	Kennesaw, Ga./Kell HS
31	Dinero Mercurius	G	6-4	200	R-Jr.	Orlando, Fla./Daytona State/UTRGV/USF/Faith Baptist Christian HS
32	Antravious Simmons	F	6-9	250	R-Sr.	Miami, Fla./VCU/South Miami HS
33	Dolan Mahoney *	G	6-2	185	Jr.	Bradenton, Fla./IMG Academy
55	Ryan Rocuant *	C	6-10	220	Fr.	Estero, Fla./Estero HS

^ Will sit out and utilize a redshirt season in 2017-18 in accordance with NCAA transfer rules.

\* Walk On

## TRANSFERS ELIGIBLE

### PLAYER NOTES

Ricky Doyle	Played in 67 of a possible 68 games at Michigan; started 30; averaged 4.9 ppg & 2.5 rpg; .624 FG%
Michael Gilmore	Eligible in mid-December; 12 pts, 8 rbs w/ VCU vs. Oklahoma in 2016 NCAA Tournament; 18 starts

## KEY NEWCOMERS

### PLAYER NOTES

Darnell Rogers	23 ppg, 7 apg, 2 spg @ Believe Prep in 2016-17; played AAU for Team CP3; son of GW star Shawnta Rogers
Brian Thomas	3-star recruit by Rivals; ranked as the 16th-best player in Georgia; 5 blocks per game as a junior

## TRANSFERS SITTING OUT

### PLAYER NOTES

Troy Baxter Jr.	4.3 ppg, 2.3 rpg as a freshman at UNLV; double-figure points 4 times; .415 FG %
Mark Matthews	15.5 ppg last year at D-II USC Aiken; played 23 games with D-I UNC Wilmington as freshman in '15-'16



Joe Dooley  
Head Coach  
5th Season  
29th Overall  
GW '88



Michael Fly  
Assistant Coach  
7th Season  
10th Overall  
Kentucky '06



Tom Abatemarco  
Assistant Coach  
3rd Season  
43rd Overall  
Dowling '74



David Cason  
Assistant Coach  
1st Season  
23rd Overall  
Illinois State '96



Tyler Schwab  
Dir. of Operations  
5th Season  
5th Overall  
Spring Hill '12



Lawrence Brenneman  
Video Operations  
3rd Season  
24th Overall  
Geneva (Pa.) '85





# BRANDON GOODWIN

R-Sr. | G | 6-2 | 180 | Norcross, Ga. | UCF | Norcross HS

## RECORD PERFORMANCES

### POINTS

Career 30 @ Houston (1/6/15)  
Season 26 vs. Middle Tennessee (12/2/17)  
ASUN 29, 2x, Last @ USC Upstate (2/18/17)

### REBOUNDS

Career 11, 2x, Last vs. FAU (12/5/17)  
Season 11 vs. FAU (12/5/17)  
ASUN 10, 2x, Last vs. Lipscomb (2/9/17)

### ASSISTS

Career 13 @ Tulane (2/19/15)  
Season 11 vs. Florida Tech (12/31/17)  
ASUN 7, 2x, Last vs. Jacksonville (1/28/17)

### STEALS

Career 4, 5x, Last vs. NJIT (1/21/17)  
Season 3, 2x, Last vs. Stetson (1/6/18)  
ASUN 4 vs. NJIT (1/21/17)

### FIELD GOALS MADE

Career 12, 2x, Last vs. Florida State (3/16/17)  
Season 10 vs. FAU (12/5/17)  
ASUN 11 vs. North Florida (1/30/17)

### FIELD GOALS ATTEMPTED

Career 27 vs. Florida State (3/16/17)  
Season 21 @ #11 Wichita State (12/22/17)  
ASUN 19, 3x, Last vs. Lipscomb (2/9/17)

### FREE THROWS MADE

Career 15 @ USC Upstate (2/18/17)  
Season 12 @ Middle Tennessee (11/21/17)  
ASUN 15 @ USC Upstate (2/18/17)

### FREE THROWS ATTEMPTED

Career 17, 2x, Last @ Middle Tennessee (11/21/17)  
Season 17 @ Middle Tennessee (11/21/17)  
ASUN 17 @ USC Upstate (2/18/17)

### 3-POINT FIELD GOALS MADE

Career 4, 4x, Last @ NJIT (2/16/17)  
Season 3, 3x, Last vs. Oral Roberts (12/16/17)  
ASUN 4 @ NJIT (2/16/17)

### 3-POINT FIELD GOALS ATTEMPTED

Career 10 vs. Florida State (3/16/17)  
Season 9 vs. Denver (11/24/17)  
ASUN 8, 2x, Last vs. Stetson (2/23/17)

### MINUTES

Career 50 vs. Tulane (1/14/15)  
Season 38, 4x, Last vs. Florida Tech (12/31/17)  
ASUN 39 vs. Lipscomb (2/9/17)

## MISCELLANEOUS

	Season	Career
Double-Doubles	3	7
Double-Figure Points	16	66
20+ Points	8	23
5+ Rebounds	11	38
7+ Assists	5	17
Double-Figure Assists	2	4
Games W/ Multiple 3s	5	23
Games W/ Multiple Steals	7	28

## CAREER STATS

Season	gp-gs	min/avg	Total fg-fga	pct	3-Point fg-fga	pct	F-Throws ft-fa	pct	Rebounds off	def	tot	avg	pf	fo	ast	to	blk	stl	pts	avg
2013-14*	28-9	412/14.7	25-63	.397	4-18	.222	29-49	.592	14	39	53	1.9	29	0	49	30	1	13	83	3.0
2014-15*	30-30	1013/33.8	108-247	.437	17-65	.262	74-122	.607	36	81	117	3.9	59	1	127	88	4	37	307	10.2
2016-17	34-34	1073/31.6	219-428	.512	55-156	.353	136-172	.791	28	126	154	4.5	73	1	139	72	2	41	629	18.5
2017-18	19-18	612/32.2	108-245	.441	20-82	.244	87-114	.763	21	86	107	5.6	27	0	90	55	1	21	323	17.0
TOTAL	53-52	1685/31.8	327-673	.486	75-238	.315	223-286	.780	49	212	261	4.9	100	1	229	127	3	62	952	18.0
All*	111-91	3110/28.0	460-983	.468	96-321	.299	326-457	.713	99	332	431	3.9	188	2	405	245	8	112	1342	12.1

#DunkCity

## UNANIMOUS ASUN PRESEASON PLAYER OF THE YEAR LOU HENSON AWARD WATCH LIST (Nation's Best Mid-Major Player)



@goodysav

### NOTEWORTHY

87 made free throws are the 43rd-most in the nation ... double-figure points in 17 of 19 games ... six-straight 20+ point games snapped at URI ... **ASUN Player of the Week (Dec. 11)** after averaging 23 points, 8 rebounds and 6 assists in two games.

### 2016-17 HIGHLIGHTS

ASUN Newcomer of the Year (Unanimous)  
ASUN First Team  
NABC District 3 First Team  
ASUN Tournament MVP  
ASUN All-Tournament Team  
6x ASUN Newcomer of the Week (ASUN Record)  
ASUN Player of the Week (Feb. 20)

Set the program's single-season scoring record with 629 points - the only player to ever eclipse the 600-point mark ... the 18.5 point-per-game average shattered the program's previous D-I single-season record of 17.1 by Marc-Eddy Norelia in 2015-16 ... 136 made free throws also eclipsed Norelia's D-I single-season program record of 129 set in 2015-16 ... hit three game-winning shots on the year.

## GAME-BY-GAME STATS

Opponent	Date	gs	min	Total		3-Pointers		Free throws		Rebounds				pf	a	t/o	blk	stl	pts	avg	
				fg-fga	pct	3fg-fga	pct	ft-fa	pct	off	def	tot	avg								
ILLINOIS STATE	11/11/17	*	36	6-13	.462	0-1	.000	9-12	.750	2	6	8	8.0	0	7	2	0	3	21	21.0	
at Siena	11/13/17	*	26	6-13	.462	1-6	.167	3-3	1.000	0	2	2	5.0	2	4	6	0	2	16	18.5	
at Bowling Green	11/18/17	*	33	4-16	.250	1-6	.167	8-10	.800	1	6	7	5.7	1	5	2	0	1	17	18.0	
at Middle Tennessee	11/21/17	*	37	4-12	.333	0-4	.000	12-17	.706	0	5	5	5.5	4	3	5	0	0	20	18.5	
DENVER	11/24/17	*	34	5-12	.417	3-9	.333	3-4	.750	0	4	4	5.2	1	3	2	0	1	16	18.0	
NAVY	11/25/17	*	33	7-11	.636	2-6	.333	3-4	.750	0	4	4	5.0	1	2	4	0	0	19	18.2	
ST. FRANCIS BROOKLYN	11/26/17	*	27	2-13	.154	1-4	.250	0-0	.000	0	4	4	4.9	1	2	2	0	0	5	16.3	
WEBBER INTERNATIONA	11/29/17	*	25	3-11	.273	0-4	.000	8-8	1.000	1	1	2	4.5	1	10	2	1	1	14	16.0	
MIDDLE TENNESSEE	12/2/17	*	38	8-17	.471	3-7	.429	7-9	.778	2	4	6	4.7	1	3	1	0	2	26	17.1	
FAU	12/5/17	*	37	10-20	.500	0-2	.000	3-5	.600	4	7	11	5.3	2	4	0	0	0	23	17.7	
at rv UT Arlington	12/9/17	*	36	7-17	.412	1-3	.333	8-9	.889	2	3	5	5.3	2	8	3	0	2	23	18.2	
ORAL ROBERTS	12/16/17	*	30	7-12	.583	3-6	.500	3-3	1.000	0	1	1	4.9	0	5	6	0	1	20	18.3	
at FIU	12/19/17	*	38	8-14	.571	2-6	.333	6-10	.600	4	5	9	5.2	2	8	5	0	2	24	18.8	
at #11 Wichita State	12/22/17	*	38	9-21	.429	1-6	.167	1-2	.500	3	5	8	5.4	2	3	3	0	1	20	18.9	
at rv Rhode Island	12/27/17	*	33	3-9	.333	0-2	.000	4-5	.800	1	3	4	5.3	2	2	1	0	0	10	18.3	
FLORIDA MEMORIAL	12/29/17	*	22	5-9	.556	1-3	.333	0-0	.000	0	5	5	5.3	1	3	3	0	2	11	17.8	
FLORIDA TECH	12/31/17	*	38	5-10	.500	0-4	.000	3-5	.600	0	6	6	5.4	2	11	4	0	0	13	17.5	
STETSON	1/6/18	*	23	6-8	.750	1-2	.500	5-6	.833	1	6	7	5.4	2	4	4	0	3	18	17.6	
USC UPSTATE	1/11/18	*	28	3-7	.429	0-1	.000	1-2	.500	0	9	9	5.6	0	3	0	0	0	7	17.0	
Totals			18	612	108-245	.441	20-82	244	87-114	.763	21	86	107	5.6	27	90	55	1	21	323	17.0

Games played: 19  
Minutes/game: 32.2  
Points/game: 17.0  
FG Pct: 44.1  
3FG Pct: 24.4  
FT Pct: 76.3

Rebounds/game: 5.6  
Assists/game: 4.7  
Turnovers/game: 2.9  
Assist/turnover ratio: 1.6  
Steals/game: 1.1  
Blocks/game: 0.1



# 5 ZACH JOHNSON

R-Jr. | G | 6-2 | 195 | Miami, Fla. | Norland HS

## RECORD PERFORMANCES

### POINTS

Career	27 vs. Illinois State (11/11/17)
Season	27 vs. Illinois State (11/11/17)
ASUN	25 @ Jacksonville (2/1/16)

### REBOUNDS

Career	6 vs. Stetson (2/23/17)
Season	5, 4x, Last @ rv UT Arlington (12/9/17)
ASUN	6 vs. Stetson (2/23/17)

### ASSISTS

Career	9 @ Georgia Southern (12/4/16)
Season	8 vs. Oral Roberts (12/16/17)
ASUN	7 vs. Lipscomb (2/18/16)

### STEALS

Career	4, 5x, Last vs. Denver (11/24/17)
Season	4, 2x, Last vs. Denver (11/24/17)
ASUN	4 vs. North Florida (1/30/17)

### FIELD GOALS MADE

Career	11 vs. Bowling Green (11/23/15)
Season	8, 2x, Last vs. USC Upstate (1/11/18)
ASUN	9 @ Jacksonville (2/1/16)

### FIELD GOALS ATTEMPTED

Career	19 vs. Illinois State (11/11/17)
Season	19 vs. Illinois State (11/11/17)
ASUN	16, 2x, Last vs. North Florida (1/30/17)

### FREE THROWS MADE

Career	9 @ Lipscomb (1/14/17)
Season	8 vs. Illinois State (11/11/17)
ASUN	9 @ Lipscomb (1/14/17)

### FREE THROWS ATTEMPTED

Career	15 vs. Siena (12/9/16)
Season	10 vs. Middle Tennessee (11/21/17)
ASUN	12 @ Lipscomb (1/14/17)

### 3-POINT FIELD GOALS MADE

Career	6 vs. Stetson (2/23/17)
Season	5, 3x, Last vs. Stetson (1/6/18)
ASUN	6 vs. Stetson (2/23/17)

### 3-POINT FIELD GOALS ATTEMPTED

Career	12, 2x, Last vs. Florida Memorial (12/29/17)
Season	12, 2x, Last vs. Florida Memorial (12/29/17)
ASUN	11 vs. Stetson (2/23/17)

### MINUTES

Career	42, 2x, Last @ USC Upstate (2/18/17)
Season	39 vs. Illinois State (11/11/17)
ASUN	42 @ USC Upstate (2/18/17)

## MISCELLANEOUS

	Season	Career
Double-Figure Points	12	53
20+ Points	2	8
Team Leader/Scoring	5	16
Double-Doubles		
5+ Rebounds	4	12
5+ Assists	3	20
Double-Figure Assists		
Team Leader/Assists	5	32
Games W/ A Steal	19	60

## NOTEWORTHY

Became only the 9th member of the program's 1,000-point club against Florida Tech on Dec. 31, and just the 3rd to do so as a junior ... opened the season with a career-high 27 points against Illinois State ... added four assists, four rebounds and a career-high-tying four steals in that game ... **made both free throws with 5.3 seconds left at Bowling Green to tie the game at 80-80** before the Falcons hit a game-winning 3-pointer with .9 of a second remaining ... **has a steal in all 19 games this year; multiple steals in 12 contests ... ranks 18th in the nation with 39 total thefts ...** season-best eight assists against Oral Roberts - double his previous season high entering the game ... four of his season-high five 3-pointers came in the 1st half at #11 Wichita State ... has three career game-saving blocked shots at the buzzer (versus NJIT, at Kennesaw State and against Stetson at the rim in overtime to seal the 2016 ASUN Championship victory).

@ZachJohns5n



## GAME-BY-GAME STATS

				Total		3-Pointers		Free throws		Rebounds												
Opponent	Date	gs	min	fg-fga	pct	3fg-fga	pct	ft-fga	pct	off	def	tot	avg	pf	a	t/o	blk	stl	pts	avg		
ILLINOIS STATE	11/11/17	*	39	8-19	.421	3-12	.250	8-9	.889	1	3	4	4.0	0	4	3	1	4	27	27.0		
at Siena	11/13/17	*	31	6-13	.462	0-4	.000	1-1	1.000	2	1	3	3.5	2	1	1	0	1	13	20.0		
at Bowling Green	11/18/17	*	34	2-10	.200	0-3	.000	4-4	1.000	0	5	5	4.0	2	4	6	0	2	8	16.0		
at Middle Tennessee	11/21/17	*	37	5-12	.417	1-4	.250	7-10	.700	2	3	5	4.3	3	1	4	0	2	18	16.5		
DENVER	11/24/17	*	31	5-9	.556	3-5	.600	7-9	.778	0	2	2	3.8	3	1	1	0	4	20	17.2		
NAVY	11/25/17	*	34	6-12	.500	3-6	.500	2-2	1.000	0	5	5	4.0	2	3	1	0	1	17	17.2		
ST. FRANCIS BROOKLYN	11/26/17	*	28	3-12	.250	0-1	.000	2-2	1.000	0	4	4	4.0	0	3	1	0	3	8	15.9		
WEBBER INTERNATIONAL	11/29/17	*	20	7-14	.500	1-6	.167	1-2	.500	0	3	3	3.9	1	2	0	0	3	16	15.9		
MIDDLE TENNESSEE	12/2/17	*	23	2-7	.286	0-1	.000	3-4	.750	0	2	2	3.7	4	4	3	0	2	7	14.9		
FAU	12/5/17	*	30	4-9	.444	0-1	.000	4-6	.667	0	0	0	3.3	3	0	1	1	1	12	14.6		
at rv UT Arlington	12/9/17	*	36	5-12	.417	1-5	.200	2-5	.400	0	5	5	3.5	3	2	8	0	2	13	14.5		
ORAL ROBERTS	12/16/17	*	29	1-3	.333	1-2	.500	0-0	.000	1	0	1	3.3	0	8	4	0	3	3	13.5		
at FIU	12/19/17	*	35	3-9	.333	2-6	.333	4-4	1.000	0	2	2	3.2	5	3	3	0	1	12	13.4		
at #11 Wichita State	12/22/17	*	37	6-17	.353	5-7	.714	2-4	.500	1	3	4	3.2	1	2	2	0	1	19	13.8		
at rv Rhode Island	12/27/17	*	31	3-9	.333	0-2	.000	0-0	.000	1	1	2	3.1	3	1	1	0	1	6	13.3		
FLORIDA MEMORIAL	12/29/17	*	26	7-15	.467	5-12	.417	0-0	.000	0	3	3	3.1	2	5	1	0	3	19	13.6		
FLORIDA TECH	12/31/17	*	32	3-8	.375	0-4	.000	0-0	.000	0	4	4	3.2	3	4	2	1	2	6	13.2		
STETSON	1/6/18	*	27	7-11	.636	5-7	.714	0-0	.000	0	4	4	3.2	1	3	3	0	2	19	13.5		
USC UPSTATE	1/11/18	*	29	8-11	.727	1-2	.500	0-0	.000	0	2	2	3.2	0	6	3	0	1	17	13.7		
Totals			19	589	91-212	.429	31-90	.344	47-62	.758	8	52	60	3.2	38	57	48	3	39	260	13.7	

Games played: 19  
Minutes/game: 31.0  
Points/game: 13.7  
FG Pct: 42.9  
3FG Pct: 34.4  
FT Pct: 75.8

Rebounds/game: 3.2  
Assists/game: 3.0  
Turnovers/game: 2.5  
Assist/turnover ratio: 1.2  
Steals/game: 2.1  
Blocks/game: 0.2

## CAREER STATS

			Total		3-Point		F-Throws		Rebounds											Scoring	
Season	gp-gs	min/avg	fg-fga	pct	fg-fga	pct	ft-fa	pct	off	def	tot	avg	pf	fo	ast	to	blk	stl	pts	avg	
2015-16	35-20	941/26.9	141-298	.473	27-71	.380	78-120	.650	11	78	89	2.5	83	2	115	82	19	31	387	11.1	
2016-17	33-32	967/29.3	136-357	.381	54-157	.344	67-106	.632	18	75	93	2.8	77	2	102	88	12	45	393	11.9	
2017-18	19-19	589/31.0	91-212	.429	31-90	.344	47-62	.758	8	52	60	3.2	38	1	57	48	3	39	260	13.7	
TOTAL	87-71	2497/28.7	368-867	.424	112-318	.352	192-288	.667	37	205	242	2.8	198	5	274	218	34	115	1040	12.0	



# 11 CHRISTIAN TERRELL

Sr. | G | 6-5 | 187 | Jacksonville, Fla. | Providence HS

## RECORD PERFORMANCES

### POINTS

Career 25 vs. South Dakota (12/28/15)  
Season 20 vs. St. Francis Brooklyn (11/26/17)  
ASUN 18, 2x, Last @ USC Upstate (2/18/17)

### REBOUNDS

Career 18 vs. Youngstown State (11/21/15)  
Season 10, 2x, Last vs. Webber Int'l (11/29/17)  
ASUN 10 vs. Jacksonville (1/27/16)

### ASSISTS

Career 7, 3x, Last vs. Long Beach State (11/25/16)  
Season 6 vs. Stetson (1/6/18)  
ASUN 6, 2x, Last vs. Stetson (1/6/18)

### STEALS

Career 5 vs. South Dakota (12/28/15)  
Season 2 vs. Middle Tennessee (12/2/17)  
ASUN 3 vs. North Florida (2/6/16)

### FIELD GOALS MADE

Career 9 vs. Ave Maria (11/29/15)  
Season 8 @ Bowling Green (11/18/17)  
ASUN 7, 2x, Last @ Kennesaw State (1/21/16)

### FIELD GOALS ATTEMPTED

Career 19 vs. South Dakota (12/28/15)  
Season 14 @ FIU (12/19/17)  
ASUN 16 @ Stetson (1/7/17)

### FREE THROWS MADE

Career 7, 2x, Last vs. Fairleigh Dickinson (3/15/16)  
Season 4, 2x, Last vs. St. Francis Brooklyn (11/26/17)  
ASUN 6 @ North Florida (1/25/17)

### FREE THROWS ATTEMPTED

Career 10 @ North Florida (1/25/17)  
Season 5, 2x, Last vs. Middle Tennessee (12/2/17)  
ASUN 10 @ North Florida (1/25/17)

### 3-POINT FIELD GOALS MADE

Career 5, 2x, Last @ FIU (12/19/17)  
Season 5 @ FIU (12/19/17)  
ASUN 4 @ Stetson (1/7/17)

### 3-POINT FIELD GOALS ATTEMPTED

Career 11, 2x, Last @ FIU (12/19/17)  
Season 11 @ FIU (12/19/17)  
ASUN 11 @ Stetson (1/7/17)

### MINUTES

Career 40, 2x, Last vs. Stetson (3/6/16)  
Season 38, 2x, Last @ rv UT Arlington (12/9/17)  
ASUN 39 @ Stetson (1/7/17)

## MISCELLANEOUS

	Season	Career
Double-Doubles	2	4
Double-Figure Points	12	56
20+ Points	1	7
Team Leader Scoring	4	18
Games W/ A 3-Pointer	17	82
5+ Rebounds	13	44
5+ Assists	4	11
Multi-Steal Games	1	21

## NOTEWORTHY

Starting backcourt teammate with Duke's Grayson Allen at Providence High School ... went 7-7 from the floor at Siena and 8-11 at Bowling Green; 15-18 over those two games from the field ... season-high 20 points against St. Francis Brooklyn ... **reached 1,000 career points against Webber International** ... has a pair of double-doubles on the year: 12 points and 10 rebounds versus Navy and 18 points and 10 rebounds against Webber International ... tied for the team lead in rebounding (106 / 5.6 per game) as a guard ... career-high five 3-pointers versus a D-I opponent at FIU ... **just the 6th player in program history with 1,000 career points and 400 career rebounds.**



@Cterrell35

## GAME-BY-GAME STATS

Opponent	Date	gs	min	Total		3-Pointers		Free throws		Rebounds											
				fg-fga	pct	3fg-fga	pct	ft-fa	pct	off	def	tot	avg	pf	a	t/o	blk	stl	pts	avg	
ILLINOIS STATE	11/11/17	*	38	6-12	.500	1-2	.500	0-0	.000	0	8	8	8.0	1	1	2	2	1	13	13.0	
at Siena	11/13/17	*	23	7-7	1.000	2-2	1.000	0-0	.000	0	5	5	6.5	3	1	0	0	0	16	14.5	
at Bowling Green	11/18/17	*	33	8-11	.727	2-4	.500	0-0	.000	0	5	5	6.0	4	2	1	2	0	18	15.7	
at Middle Tennessee	11/21/17	*	27	2-5	.400	0-3	.000	0-0	.000	1	7	8	6.5	2	3	1	0	1	4	12.8	
DENVER	11/24/17	*	33	5-11	.455	2-6	.333	4-5	.800	0	4	4	6.0	0	5	4	0	0	16	13.4	
NAVY	11/25/17	*	30	5-9	.556	2-3	.667	0-0	.000	3	7	10	6.7	0	1	0	1	0	12	13.2	
ST. FRANCIS BROOKLYN	11/26/17	*	30	7-10	.700	2-2	1.000	4-4	1.000	1	2	3	6.1	0	0	2	0	0	20	14.1	
WEBBER INTERNATIONAL	11/29/17	*	21	7-12	.583	3-6	.500	1-2	.500	3	7	10	6.6	0	5	0	1	1	18	14.6	
MIDDLE TENNESSEE	12/2/17	*	31	2-4	.500	0-1	.000	3-5	.600	1	7	8	6.8	2	5	2	0	2	7	13.8	
FAU	12/5/17	*	28	4-7	.571	3-3	1.000	3-4	.750	1	3	4	6.5	3	1	1	0	0	14	13.8	
at rv UT Arlington	12/9/17	*	38	6-8	.750	4-5	.800	0-0	.000	1	4	5	6.4	1	3	4	0	1	16	14.0	
ORAL ROBERTS	12/16/17	*	34	5-12	.417	4-7	.571	0-0	.000	2	0	2	6.0	1	2	3	1	0	14	14.0	
at FIU	12/19/17	*	32	5-14	.357	5-11	.455	3-4	.750	0	7	7	6.1	4	1	4	1	0	18	14.3	
at #11 Wichita State	12/22/17	*	18	2-4	.500	1-2	.500	0-0	.000	0	1	1	5.7	3	1	2	0	0	5	13.6	
at rv Rhode Island	12/27/17	24	3-5	.600	1-1	1.000	0-0	.000	0	4	4	5.6	0	1	4	0	1	7	13.2		
FLORIDA MEMORIAL	12/29/17	21	4-10	.400	1-6	.167	0-0	.000	.000	2	3	5	5.6	2	2	4	0	0	9	12.9	
FLORIDA TECH	12/31/17	28	4-9	.444	1-4	.250	1-1	1.000	.000	2	3	5	5.5	0	2	2	0	1	10	12.8	
STETSON	1/6/18	*	21	4-6	.667	1-3	.333	0-0	.000	1	4	5	5.5	0	6	2	0	0	9	12.6	
USC UPSTATE	1/11/18	*	26	3-7	.429	1-4	.250	0-0	.000	1	6	7	5.6	1	4	0	0	0	7	12.3	
Totals		16	536	89-163	.546	36-75	.480	19-25	.760	19	87	106	5.6	27	46	38	8	8	233	12.3	

Games played: 19  
Minutes/game: 28.2  
Points/game: 12.3  
FG Pct: 54.6  
3FG Pct: 48.0  
FT Pct: 76.0

Rebounds/game: 5.6  
Assists/game: 2.4  
Turnovers/game: 2.0  
Assist/turnover ratio: 1.2  
Steals/game: 0.4  
Blocks/game: 0.4

## CAREER STATS

			Total		3-Point		F-Throws		Rebounds										Scoring	
Season	gp-gs	min/avg	fg-fga	pct	fg-fga	pct	ft-fa	pct	off	def	tot	avg	pf	fo	ast	to	blk	stl	pts	avg
2014-15	33-1	392/11.9	38-99	.384	19-55	.345	15-20	.750	7	45	52	1.6	33	0	26	28	7	9	110	3.3
2015-16	35-24	1021/29.2	159-357	.445	47-131	.359	81-113	.717	38	139	177	5.1	67	0	82	46	13	42	446	12.7
2016-17	33-31	937/28.4	120-284	.423	53-151	.351	44-61	.721	26	79	105	3.2	57	1	80	38	8	26	337	10.2
2017-18	19-16	536/28.2	89-163	.546	36-75	.480	19-25	.760	19	87	106	5.6	27	0	46	38	8	8	233	12.3
TOTAL	120-72	2886/24.1	406-903	.450	155-412	.376	159-219	.726	90	350	440	3.7	184	1	234	150	36	85	1126	9.4





# 13 RAYSEAN SCOTT JR.

So. | F | 6-7 | 213 | Compton, Calif. | Compton HS

## RECORD PERFORMANCES

### POINTS

Career	15 vs. Denver (11/24/17)
Season	15 vs. Denver (11/24/17)
ASUN	7 vs. USC Upstate (1/11/18)

### REBOUNDS

Career	10 vs. St. Francis Brooklyn (11/26/17)
Season	10 vs. St. Francis Brooklyn (11/26/17)
ASUN	6 vs. USC Upstate (1/11/18)

### ASSISTS

Career	2, 3x, Last vs. Middle Tennessee (12/2/17)
Season	2, 2x, Last vs. Middle Tennessee (12/2/17)
ASUN	2 vs. Kennesaw State (2/11/17)

### STEALS

Career	1, 8x, Last @ FIU (12/19/17)
Season	1, 4x, Last @ FIU (12/19/17)
ASUN	

### FIELD GOALS MADE

Career	7 vs. Denver (11/24/17)
Season	7 vs. Denver (11/24/17)
ASUN	3 vs. USC Upstate (1/11/18)

### FIELD GOALS ATTEMPTED

Career	9 @ #13 Michigan State (11/20/16)
Season	8 vs. Denver (11/24/17)
ASUN	6 vs. USC Upstate (1/11/18)

### FREE THROWS MADE

Career	4 @ Middle Tennessee (11/21/17)
Season	4 @ Middle Tennessee (11/21/17)
ASUN	1, 3x, Last vs. Stetson (2/23/17)

### FREE THROWS ATTEMPTED

Career	5 @ Middle Tennessee (11/21/17)
Season	5 @ Middle Tennessee (11/21/17)
ASUN	4 vs. USC Upstate (1/11/18)

### 3-POINT FIELD GOALS MADE

Career	4 @ #13 Michigan State (11/20/16)
Season	1, 2x, Last vs. USC Upstate (1/11/18)
ASUN	1 vs. USC Upstate (1/11/18)

### 3-POINT FIELD GOALS ATTEMPTED

Career	6 @ #13 Michigan State (11/20/16)
Season	2, 2x, Last @ rv Rhode Island (12/27/17)
ASUN	1, 5x, Last vs. USC Upstate (1/11/18)

### MINUTES

Career	26 vs. Denver (11/24/17)
Season	26 vs. Denver (11/24/17)
ASUN	18 vs. USC Upstate (1/11/18)

## MISCELLANEOUS

	Season	Career
Double-Figure Points	3	6
20+ Points		
Team Leader Scoring		
Double-Doubles		
5+ Rebounds	8	10
7+ Rebounds	4	4
Games W/ A 3-Pointer	2	5
Games W/ Multiple 3s		2
Games W/ A Steal	4	8

## CAREER STATS

Season	gp-gs	min/avg	Total fg-fga	pct	3-Point fg-fga	pct	F-Throws ft-fa	pct	Rebounds off	def	tot	avg	pf	fo	ast	to	blk	stl	pts	avg
2016-17	25-5	233/9.3	32-72	.444	8-30	.267	12-19	.632	9	43	52	2.1	45	0	9	17	3	4	84	3.4
2017-18	16-6	251/15.7	38-58	.655	2-10	.200	15-20	.750	26	53	79	4.9	44	0	10	12	11	4	93	5.8
TOTAL	41-11	484/11.8	70-130	.538	10-40	.250	27-39	.692	35	96	131	3.2	89	0	19	29	14	8	177	4.3

## NOTEWORTHY

Missed the first two games of the year with a muscle strain in his knee ... **played against cause play**  
**limited minutes at home**  
**Middle Tennessee be- of tonsillitis** ... did not against Florida Tech for personal reasons ... tallied a career-high 15 points on 7-8 shooting versus Denver ... career-best 10 rebounds opposite St. Francis Brooklyn ... eight points, nine rebounds off the bench at FIU ... 10 points on 4-5 shooting in a starting role at rv Rhode Island ... **55 percent (72 of 131) of his career rebounds have come in the last 14 games.**



@yeaah\_raay

## GAME-BY-GAME STATS

Opponent	Date	gs	min	Total		3-Pointers		Free throws		Rebounds											
				fg-fga	pct	3fg-fga	pct	ft-fa	pct	off	def	tot	avg	pf	a	t/o	blk	stl	pts	avg	
at Bowling Green	11/18/17	9	14	1-4	.250	0-2	.000	0-0	.000	0	2	2	2.0	3	1	1	1	0	2	2.0	
at Middle Tennessee	11/21/17	15	2-2	1.000	0-0	.000	4-5	.800	0	3	3	2.5	3	0	0	1	0	8	5.0		
DENVER	11/24/17	26	7-8	.875	0-0	.000	1-1	1.000	5	3	8	4.3	2	0	0	1	0	15	8.3		
NAVY	11/25/17 * 14	1-3	.333	0-1	.000	2-2	1.000	2	2	4	4.3	4	1	2	0	1	4	7.3			
ST. FRANCIS BROOKLYN	11/26/17 * 19	3-3	1.000	0-0	.000	1-1	1.000	2	8	10	5.4	2	2	0	1	0	7	7.2			
WEBBER INTERNATIONAL	11/29/17 * 14	5-5	1.000	0-0	.000	0-0	.000	4	3	7	5.7	1	1	1	1	1	10	7.7			
MIDDLE TENNESSEE	12/2/17	10	0-0	.000	0-0	.000	0-0	.000	2	1	3	5.3	4	2	2	1	0	0	6.6		
FAU	12/5/17	13	2-4	.500	0-1	.000	0-0	.000	1	4	5	5.3	3	1	0	0	0	4	6.3		
at rv UT Arlington	12/9/17 * 17	1-2	.500	0-1	.000	2-2	1.000	1	3	4	5.1	4	0	1	1	1	1	4	6.0		
ORAL ROBERTS	12/16/17	11	1-3	.333	0-0	.000	0-0	.000	0	2	2	4.8	3	0	0	0	0	2	5.6		
at FIU	12/19/17	22	3-5	.600	0-0	.000	2-2	1.000	4	5	9	5.2	4	0	0	0	1	8	5.8		
at #11 Wichita State	12/22/17	14	2-4	.500	0-1	.000	2-2	1.000	2	1	3	5.0	4	1	3	2	0	6	5.8		
at rv Rhode Island	12/27/17 * 23	4-5	.800	1-2	.500	1-1	1.000	1	2	3	4.8	4	0	1	0	0	10	6.2			
FLORIDA MEMORIAL	12/29/17 * 13	1-1	1.000	0-0	.000	0-0	.000	0	5	5	4.9	1	0	0	1	0	2	5.9			
STETSON	1/6/18	13	2-3	.667	0-1	.000	0-0	.000	1	4	5	4.9	1	1	0	1	0	4	5.7		
USC UPSTATE	1/11/18	18	3-6	.500	1-1	1.000	0-4	.000	1	5	6	4.9	1	0	1	0	0	7	5.8		
Totals		6	251	38-58	.655	2-10	.200	15-20	.750	26	53	79	4.9	44	10	12	11	4	93	5.8	

Games played: 16  
 Minutes/game: 15.7  
 Points/game: 5.8  
 FG Pct: 65.5  
 3FG Pct: 20.0  
 FT Pct: 75.0

Rebounds/game: 4.9  
 Assists/game: 0.6  
 Turnovers/game: 0.8  
 Assist/turnover ratio: 0.8  
 Steals/game: 0.3  
 Blocks/game: 0.7





# 15 RICKY DOYLE

R-Jr. | F | 6-10 | 253 | Cape Coral, Fla. | Michigan | Bishop Verot HS

## RECORD PERFORMANCES

### POINTS

Career 16 vs. Coppin State (12/22/14)  
Season 11, 2x, Last vs. USC Upstate (1/11/18)  
ASUN 11 vs. USC Upstate (1/11/18)

### TOTAL REBOUNDS

Career 11 @ Siena (11/13/17)  
Season 11 @ Siena (11/13/17)  
ASUN 5 vs. USC Upstate (1/11/18)

### OFFENSIVE REBOUNDS

Career 6 @ Siena (11/13/17)  
Season 6 @ Siena (11/13/17)  
ASUN 1 vs. USC Upstate (1/11/18)

### DEFENSIVE REBOUNDS

Career 5 @ Siena (11/13/17)  
Season 5 @ Siena (11/13/17)  
ASUN 4 vs. USC Upstate (1/11/18)

### BLOCKS

Career 3 @ Rutgers (1/20/15)  
Season 2 @ #11 Wichita State (12/22/17)  
ASUN 1, 2x, Last vs. USC Upstate (1/11/18)

### FIELD GOALS MADE

Career 6, 3x, Last vs. Wisconsin (3/13/15)  
Season 5, 3x, Last vs. Webber Int'l (11/29/17)  
ASUN 4 vs. USC Upstate (1/11/18)

### FIELD GOALS ATTEMPTED

Career 9 @ Bowling Green (11/18/17)  
Season 9 @ Bowling Green (11/18/17)  
ASUN 8 vs. USC Upstate (1/11/18)

### FREE THROWS MADE

Career 5 at Indiana (2/8/15)  
Season 3, 3x, Last vs. USC Upstate (1/11/18)  
ASUN 3 vs. USC Upstate (1/11/18)

### FREE THROWS ATTEMPTED

Career 9 vs. Coppin State (12/22/14)  
Season 6 @ Siena (11/13/17)  
ASUN 4 vs. USC Upstate (1/11/18)

### MINUTES

Career 33 @ Penn State (1/6/15)  
Season 29 @ Middle Tennessee (11/21/17)  
ASUN 20 vs. USC Upstate (1/11/18)

## MISCELLANEOUS

	Season	Career
Double-Doubles		
20+ Points		
10+ Rebounds	1	1
5+ Offensive Rebounds	1	3
10+ Defensive Rebounds		
Games W/ A Block	11	26
Multi-Block Games	1	4

## NOTEWORTHY

Did not play at home against Middle Tennessee because of back spasms ... had started every game this year before missing the MT contest and then coming off the bench for the next eight games before starting the first two ASUN contests ... increased his scoring each of the first three games of the season: Illinois State (8), Siena (9), Bowling Green (11) ... consecutive 10-point games versus St. Francis Brooklyn and Webber International ... nine points at rv Rhode Island; 12 points his previous five games.

Transferred to FGCU from the University of Michigan in May of 2016.

## Michigan Career Summary

Played in 67 of a possible 68 games during his two seasons, starting 30 contests ... averaged 4.9 points, 2.5 rebounds and shot 62.4 percent from the field ... reached double-figure points in 10 games, with seven of those coming against BCS opponents.

## GAME-BY-GAME STATS

Opponent	Date	gs	min	fg-fga	pct	3fg-fga	pct	ft-fga	pct	Rebounds	off	def	tot	avg	pf	a	t/o	blk	stl	pts	avg
ILLINOIS STATE	11/11/17	*	9	3-3	1.000	0-0	.000	2-3	.667	0	1	1	1.0	5	0	1	0	0	0	8	8.0
at Siena	11/13/17	*	27	3-7	.429	0-1	.000	3-6	.500	6	5	11	6.0	1	3	0	1	1	9	8.5	
at Bowling Green	11/18/17	*	18	5-9	.556	0-1	.000	1-1	1.000	3	4	7	6.3	4	0	1	1	1	11	9.3	
at Middle Tennessee	11/21/17	*	29	3-7	.429	0-0	.000	0-0	.000	1	3	4	5.8	0	2	3	1	1	6	8.5	
DENVER	11/24/17	*	13	0-0	.000	0-0	.000	1-2	.500	0	2	2	5.0	4	1	1	1	2	1	7.0	
NAVY	11/25/17	*	17	2-4	.500	0-0	.000	0-0	.000	0	4	4	4.8	4	0	4	1	0	4	6.5	
ST. FRANCIS BROOKLYN	11/26/17	*	18	5-7	.714	0-0	.000	0-0	.000	1	1	2	4.4	3	3	1	0	1	10	7.0	
WEBBER INTERNATIONAL	11/29/17	*	16	5-6	.833	0-0	.000	0-0	.000	3	3	6	4.6	1	2	1	0	1	10	7.4	
FAU	12/5/17		16	1-3	.333	0-0	.000	1-3	.333	3	2	5	4.7	2	1	2	1	0	3	6.9	
at rv UT Arlington	12/9/17		15	2-2	1.000	0-0	.000	0-0	.000	2	0	2	4.4	4	1	0	0	1	4	6.6	
ORAL ROBERTS	12/16/17		9	0-1	.000	0-0	.000	0-0	.000	0	0	0	4.0	2	0	2	1	0	0	6.0	
at FIU	12/19/17		2	0-0	.000	0-0	.000	0-0	.000	0	1	1	3.8	0	0	1	0	0	0	5.5	
at #11 Wichita State	12/22/17		19	2-4	.500	0-0	.000	1-2	.500	1	3	4	3.8	2	1	1	2	1	5	5.5	
at rv Rhode Island	12/27/17		18	3-4	.750	0-0	.000	3-3	1.000	0	2	2	3.6	0	1	0	0	0	9	5.7	
FLORIDA MEMORIAL	12/29/17		16	2-4	.500	0-0	.000	0-0	.000	2	1	3	3.6	1	1	2	1	0	4	5.6	
FLORIDA TECH	12/31/17		15	3-4	.750	0-0	.000	0-0	.000	0	3	3	3.6	3	0	1	1	0	6	5.6	
STETSON	1/6/18	*	11	1-1	1.000	0-0	.000	2-2	1.000	0	3	3	3.5	3	0	1	1	0	4	5.5	
USC UPSTATE	1/11/18	*	20	4-8	.500	0-0	.000	3-4	.750	1	4	5	3.6	2	2	1	1	1	11	5.8	
Totals			10	288	44-74	.595	0-2	.000	17-26	.654	23	42	65	3.6	41	18	23	13	105	5.8	

Games played: 18  
Minutes/game: 16.0  
Points/game: 5.8  
FG Pct: 59.5  
3FG Pct: 0.0  
FT Pct: 65.4

Rebounds/game: 3.6  
Assists/game: 1.0  
Turnovers/game: 1.3  
Assist/turnover ratio: 0.8  
Steals/game: 0.6  
Blocks/game: 0.7

## CAREER STATS

			Total		3-Point		F-Throws		Rebounds											Scoring	
Season	gp-gs	min/avg	fg-fga	pct	fg-fga	pct	ft-fga	pct	off	def	tot	avg	pf	fo	ast	to	blk	stl	pts	avg	
2014-15*	31-19	564/18.2	74-121	.612	0-0	.000	42-69	.609	46	52	98	3.2	57	0	8	18	12	7	190	6.1	
2015-16*	36-11	438/12.2	52-81	.642	0-0	.000	33-52	.635	32	39	71	2.0	64	0	2	22	7	3	137	3.8	
2017-18	18-10	288/16.0	44-74	.595	0-2	.000	17-26	.654	23	42	65	3.6	41	1	18	23	13	10	105	5.8	
TOTAL	18-10	288/16.0	44-74	.595	0-2	.000	17-26	.654	23	42	65	3.6	41	1	18	23	13	10	105	5.8	
All*	85-40	1290/15.2	170-276	.616	0-2	.000	92-147	.626	101	133	234	2.8	162	1	28	63	32	20	432	5.1	



# 21 | BRADY ERNST

R-So. | F | 6-10 | 230 | Clinton, Iowa | Indian Hills CC/Iowa State | Clinton HS

## RECORD PERFORMANCES

### POINTS

Career	23 @ Rock Valley (11/18/16)
Season	7 vs. Webber Int'l (11/29/17)
ASUN	2 vs. Stetson (1/6/18)

### TOTAL REBOUNDS

Career	15 vs. Northeastern Oklahoma A&M (11/12/16)
Season	11 vs. Webber Int'l (11/29/17)
ASUN	2 vs. USC Upstate (1/11/18)

### OFFENSIVE REBOUNDS

Career	8 vs. Northeastern Oklahoma A&M (11/12/16)
Season	3 vs. Webber Int'l (11/29/17)
ASUN	

### DEFENSIVE REBOUNDS

Career	9, 3x, Last vs. Richard J. Daley (12/3/16)
Season	8 vs. Webber Int'l (11/29/17)
ASUN	2 vs. USC Upstate (1/11/18)

### BLOCKS

Career	4, 2x, Last vs. Richard J. Daley (12/3/16)
Season	1, 4x, Last vs. Florida Tech (12/31/17)
ASUN	

### FIELD GOALS MADE

Career	8 @ Rock Valley (11/18/16)
Season	3 vs. Webber Int'l (11/29/17)
ASUN	

### FIELD GOALS ATTEMPTED

Career	13 @ Rock Valley (11/18/16)
Season	3, 3x, Last @ FIU (12/19/17)
ASUN	1, 2x, Last vs. USC Upstate (1/11/18)

### FREE THROWS MADE

Career	8, 2x, Last vs. Northeast (1/14/17)
Season	3 vs. St. Francis Brooklyn (11/26/17)
ASUN	2 vs. Stetson (1/6/18)

### FREE THROWS ATTEMPTED

Career	13 vs. Vincennes (12/2/16)
Season	4, 2x, Last vs. Webber Int'l (11/29/17)
ASUN	2 vs. Stetson (1/6/18)

### MINUTES

Career	32 @ Rock Valley (11/18/16)
Season	20 vs. Webber Int'l (11/29/17)
ASUN	12 vs. Stetson (1/6/18)

## MISCELLANEOUS

	Season	Career
Double-Doubles		6
20+ Points		1
10+ Rebounds	1	7
5+ Offensive Rebounds		3
10+ Defensive Rebounds		
Games W/ A Block	4	20
Multi-Block Games		10

## NOTEWORTHY

Made his FGCU debut in the season opener opposite Illinois State, scoring two points ... season-bests of seven points and 11 rebounds against Webber International ... 19 of his 44 rebounds on the year came in two contests of a three-game stretch from Nov. 25 - 29 ... four rebounds in 13 minutes off the bench at rv UT Arlington.

**Transferred to FGCU from Indian Hills Community College in April of 2017.**

**As A Redshirt Freshman At Indian Hills CC**

2016-17: Averaged 9.4 points and 6.5 rebounds per game connected at a 63.7-percent clip from the floor and 72.6 percent from the free throw line.

**As A Freshman At Iowa State**

2015-16: Saw action in six games early in the season before being shut down for the remainder of the year because his knee wasn't responding after an ACL tear late in his senior year of high school.

## GAME-BY-GAME STATS

Opponent	Date	gs	min	Total		3-Pointers		Free throws		Rebounds										
				fg-fga	pct	3fg-fga	pct	ft-fga	pct	off	def	tot	avg	pf	a	t/o	blk	stl	pts	avg
ILLINOIS STATE	11/11/17	11	1-1	1.000	0-0	.000	0-1	.000	0	3	3	3.0	2	0	0	0	0	0	2	2.0
at Siena	11/13/17	14	0-3	.000	0-0	.000	1-2	.500	0	2	2	2.5	2	1	1	0	1	1	1	1.1
at Bowling Green	11/18/17	7	1-1	1.000	0-0	.000	0-1	.000	0	2	2	2.3	1	0	0	0	0	0	2	1.7
at Middle Tennessee	11/21/17	3	0-0	.000	0-0	.000	0-0	.000	0	0	0	1.8	0	0	0	0	0	0	0	1.3
DENVER	11/24/17	18	1-2	.500	0-0	.000	2-2	1.000	1	0	1	1.6	1	0	0	1	1	1	4	1.8
NAVY	11/25/17	17	1-2	.500	0-0	.000	0-0	.000	2	6	8	2.7	2	0	2	1	1	1	2	1.8
ST. FRANCIS BROOKLYN	11/26/17	19	0-1	.000	0-0	.000	3-4	.750	0	0	0	2.3	1	0	0	0	0	0	3	2.0
WEBBER INTERNATIONAL	11/29/17	20	3-3	1.000	0-0	.000	1-4	.250	3	8	11	3.4	1	2	0	0	0	0	7	2.6
MIDDLE TENNESSEE	12/2/17	11	1-1	1.000	0-0	.000	0-1	.000	0	0	0	3.0	1	0	0	0	0	0	2	2.6
FAU	12/5/17	*	3	0-1	.000	0-0	.000	0-0	.000	1	0	1	2.8	0	0	0	0	0	0	2.3
at rv UT Arlington	12/9/17	13	0-0	.000	0-0	.000	0-0	.000	0	4	4	2.9	2	0	0	0	0	0	0	2.1
ORAL ROBERTS	12/16/17	4	0-0	.000	0-0	.000	0-2	.000	0	0	0	2.7	0	0	0	0	0	0	0	1.9
at FIU	12/19/17	10	2-3	.667	0-0	.000	0-0	.000	0	1	1	2.5	3	0	0	0	1	1	4	2.1
at #11 Wichita State	12/22/17	11	1-1	1.000	0-0	.000	0-0	.000	0	2	2	2.5	0	0	0	0	0	0	2	2.1
at rv Rhode Island	12/27/17	8	1-1	1.000	0-0	.000	0-0	.000	0	1	1	2.4	2	0	0	0	0	0	2	2.1
FLORIDA MEMORIAL	12/29/17	14	1-1	1.000	0-0	.000	0-0	.000	0	3	3	2.4	2	0	0	0	0	0	2	2.1
FLORIDA TECH	12/31/17	11	1-1	1.000	0-0	.000	0-2	.000	0	2	2	2.4	0	0	0	1	0	2	2.1	
STETSON	1/6/18	12	0-1	.000	0-0	.000	2-2	1.000	0	1	1	2.3	1	0	1	0	0	0	2	2.1
USC UPSTATE	1/11/18	7	0-1	.000	0-0	.000	0-0	.000	0	2	2	2.3	3	2	0	0	0	0	0	1.9
Totals		1	213	14-24	.583	0-0	.000	9-21	.429	7	37	44	2.3	24	5	4	4	4	37	1.9

Games played: 19  
Minutes/game: 11.2  
Points/game: 1.9  
FG Pct: 58.3  
FT Pct: 42.9

Rebounds/game: 2.3  
Assists/game: 0.3  
Turnovers/game: 0.2  
Assist/turnover ratio: 1.3  
Steals/game: 0.2

## CAREER STATS

			Total		3-Point		F-Throws		Rebounds											Scoring	
Season	gp-gs	min/avg	fg-fga	pct	fg-fga	pct	ft-fla	pct	off	def	tot	avg	pf	fo	ast	to	blk	stl	pts	avg	
2015-16*	6-0	14/2.3	1-3	.333	0-0	.000	0-0	.000	2	2	4	0.7	1	0	0	0	1	0	2	0.3	
2016-17*	28-23	0/0.0	93-146	.637	0-1	.000	77-106	.726	63	120	183	6.5	54	2	12	35	31	9	263	9.4	
2017-18	19-1	213/11.2	14-24	.583	0-0	.000	9-21	.429	7	37	44	2.3	24	0	5	4	4	4	37	1.9	
TOTAL	19-1	213/11.2	14-24	.583	0-0	.000	9-21	.429	7	37	44	2.3	24	0	5	4	4	4	37	1.9	
All*	53-24	227/4.3	108-173	.624	0-1	.000	86-127	.677	72	159	231	4.4	79	2	17	39	36	13	302	5.7	



# 23 CHRISTIAN CARLYLE

So. | G | 6-6 | 210 | Jacksonville, Fla. | Bishop Kenny HS

## RECORD PERFORMANCES

### POINTS

Career	19 vs. Florida Tech (12/31/16)
Season	18 vs. Middle Tennessee (12/2/17)
ASUN	10 vs. Stetson (1/6/18)

### REBOUNDS

Career	9 vs. Illinois State (11/11/17)
Season	9 vs. Illinois State (11/11/17)
ASUN	3, 2x, Last vs. Stetson (1/6/18)

### ASSISTS

Career	6 vs. Florida Tech (12/31/16)
Season	4 vs. Florida Memorial (12/29/17)
ASUN	3 vs. Stetson (1/6/18)

### STEALS

Career	3 vs. USC Upstate (1/11/18)
Season	3 vs. USC Upstate (1/11/18)
ASUN	3 vs. USC Upstate (1/11/18)

### FIELD GOALS MADE

Career	7 vs. Florida Tech (12/31/16)
Season	6, 2x, Last vs. Middle Tennessee (12/2/17)
ASUN	3 vs. Stetson (1/6/18)

### FIELD GOALS ATTEMPTED

Career	11 vs. Webber Int'l (11/29/17)
Season	11 vs. Webber Int'l (11/29/17)
ASUN	4, 2x, Last vs. Stetson (1/6/18)

### FREE THROWS MADE

Career	7 vs. Illinois State (11/11/17)
Season	7 vs. Illinois State (11/11/17)
ASUN	3 @ North Florida (1/25/17)

### FREE THROWS ATTEMPTED

Career	10 vs. Illinois State (11/11/17)
Season	10 vs. Illinois State (11/11/17)
ASUN	4 @ North Florida (1/25/17)

### 3-POINT FIELD GOALS MADE

Career	2 vs. Stetson (1/6/18)
Season	2 vs. Stetson (1/6/18)
ASUN	2 vs. Stetson (1/6/18)

### 3-POINT FIELD GOALS ATTEMPTED

Career	3 vs. Florida Memorial (12/29/17)
Season	3 vs. Florida Memorial (12/29/17)
ASUN	2, 2x, Last vs. Stetson (1/6/18)

### MINUTES

Career	37 vs. Middle Tennessee (12/2/17)
Season	37 vs. Middle Tennessee (12/2/17)
ASUN	23 vs. Lipscomb (2/9/17)

## MISCELLANEOUS

	Season	Career
Double-Figure Points	4	5
20+ Points		
Team Leader Scoring		
Double-Doubles		
5+ Rebounds	2	2
5+ Assists		1
Team Leader/Assists		1
Games W/ A Steal	11	16

## CAREER STATS

Season	gp-gs	min/avg	Total fg-fga	pct	3-Point fg-fga	pct	F-Throws ft-fa	pct	Rebounds off	def	tot	avg	pf	fo	ast	to	blk	stl	pts	avg
2016-17	20-0	186/9.3	16-30	.533	2-6	.333	11-17	.647	9	12	21	1.1	15	0	18	4	2	8	45	2.3
2017-18	17-5	342/20.1	36-81	.444	8-16	.500	27-33	.818	16	24	40	2.4	42	4	21	19	3	16	107	6.3
TOTAL	37-5	528/14.3	52-111	.468	10-22	.455	38-50	.760	25	36	61	1.6	57	4	39	23	5	24	152	4.1

## NOTEWORTHY

Did not play in the Oral Roberts or FIU games due to a concussion ... returned to action at #11 Wichita State ... made his first career start in the season opener against Illinois State ... finished with 11 points in that contest - at the time his most versus a Division-I team ... made his first 3-point attempt of the year at Middle Tennessee ... season-best three assists versus Denver ... season-establishing 18 points versus Middle Tennessee at home - his most against a D-I opponent ... first double-figure point game (10) since that contest against MT in the ASUN opener versus Stetson.

@Ccarlyle15



## GAME-BY-GAME STATS

Opponent	Date	gs	min	Total fg-fga	pct	3-Pointers 3fg-fga	pct	Free throws ft-fa	pct	Rebounds off	def	tot	avg	pf	a	t/o	blk	stl	pts	avg
ILLINOIS STATE	11/11/17	*	25	2-3	.667	0-0	.000	7-10	.700	4	5	9	9.0	3	1	1	2	0	11	11.0
at Siena	11/13/17		18	1-3	.333	0-0	.000	4-6	.667	4	1	5	7.0	5	1	2	0	1	6	8.5
at Bowling Green	11/18/17		17	1-6	.167	0-0	.000	0-0	.000	1	2	3	5.7	2	1	1	1	0	2	6.3
at Middle Tennessee	11/21/17		14	1-3	.333	1-2	.500	0-0	.000	0	1	1	4.5	5	1	0	0	1	3	5.5
DENVER	11/24/17		18	1-5	.200	1-2	.500	0-0	.000	1	0	1	3.8	2	3	1	0	0	3	5.0
NAVY	11/25/17		29	2-6	.333	0-1	.000	2-2	1.000	1	0	1	3.3	2	1	0	0	0	6	5.2
ST. FRANCIS BROOKLYN	11/26/17		19	1-3	.333	0-0	.000	2-2	1.000	0	3	3	3.3	3	2	0	0	0	4	5.0
WEBBER INTERNATIONAL	11/29/17		26	6-11	.545	1-2	.500	0-0	.000	1	3	4	3.4	1	3	1	0	2	13	6.0
MIDDLE TENNESSEE	12/2/17	*	37	6-9	.667	0-1	.000	6-7	.857	1	1	2	3.2	5	0	2	0	2	18	7.3
FAU	12/5/17		25	3-7	.429	0-1	.000	0-0	.000	0	2	2	3.1	2	0	1	0	2	6	7.2
at UT Arlington	12/9/17		16	2-2	1.000	1-1	1.000	2-2	1.000	0	0	0	2.8	3	0	3	0	1	7	7.2
at #11 Wichita State	12/22/17		16	2-6	.333	1-1	1.000	0-0	.000	1	1	2	2.8	5	0	2	0	1	5	7.0
at Rhode Island	12/27/17	*	10	0-2	.000	0-0	.000	0-0	.000	1	1	2	2.7	0	1	1	0	1	0	6.5
FLORIDA MEMORIAL	12/29/17	*	19	3-7	.429	1-3	.333	2-2	1.000	0	1	1	2.6	0	4	2	0	1	9	6.6
FLORIDA TECH	12/31/17	*	15	1-3	.333	0-0	.000	0-0	.000	0	0	0	2.4	2	0	0	0	1	2	6.3
STETSON	1/6/18		22	3-4	.750	2-2	1.000	2-2	1.000	0	3	3	2.4	1	3	0	0	0	10	6.6
USC UPSTATE	1/11/18		16	1-1	1.000	0-0	.000	0-0	.000	1	0	1	2.4	1	0	2	0	3	2	6.3
Totals		5	342	36-81	.444	8-16	.500	27-33	.818	16	24	40	2.4	42	21	19	3	16	107	6.3

Games played: 17  
Minutes/game: 20.1  
Points/game: 6.3  
FG Pct: 44.4  
3FG Pct: 50.0  
FT Pct: 81.8

Rebounds/game: 2.4  
Assists/game: 1.2  
Turnovers/game: 1.1  
Assist/turnover ratio: 1.1  
Steals/game: 0.9  
Blocks/game: 0.2



# 24 MICHAEL GILMORE

R-Jr. | F | 6-10 | 210 | Jacksonville, Fla. | Miami | VCU | Rickards HS

## RECORD PERFORMANCES

### POINTS

Career 12, 2x, Last vs. #7 Oklahoma (3/20/16)  
Season 10, 2x, Last vs. Florida Memorial (12/29/17)  
ASUN 7, 2x, Last vs. USC Upstate (1/11/18)

### REBOUNDS

Career 8, 2x, Last vs. #7 Oklahoma (3/20/16)  
Season 7 @ #11 Wichita State (12/22/17)  
ASUN 3 vs. Stetson (1/6/18)

### ASSISTS

Career 3 vs. Buffalo (12/22/15)  
Season 2, 2x, Last vs. Florida Memorial (12/29/17)  
ASUN 1 vs. Stetson (1/6/18)

### FIELD GOALS MADE

Career 5 vs. Florida Memorial (12/29/17)  
Season 5 vs. Florida Memorial (12/29/17)  
ASUN 3 vs. USC Upstate (1/11/18)

### FIELD GOALS ATTEMPTED

Career 9 vs. Oral Roberts (12/16/17)  
Season 9 vs. Oral Roberts (12/16/17)  
ASUN 5 vs. USC Upstate (1/11/18)

### 3-POINT FIELD GOALS MADE

Career 2, 7x, Last vs. #7 Oklahoma (3/20/16)  
Season 1 @ #11 Wichita State (12/22/17)  
ASUN

### 3-POINT FIELD GOALS ATTEMPTED

Career 4 @ #11 Wichita State (12/22/17)  
Season 4 @ #11 Wichita State (12/22/17)  
ASUN 1 vs. Stetson (1/6/18)

### FREE THROWS MADE

Career 5 vs. Stetson (1/6/18)  
Season 5 vs. Stetson (1/6/18)  
ASUN 5 vs. Stetson (1/6/18)

### FREE THROWS ATTEMPTED

Career 5 vs. Stetson (1/6/18)  
Season 5 vs. Stetson (1/6/18)  
ASUN 5 vs. Stetson (1/6/18)

### MINUTES

Career 27, 2x, Last vs. Oral Roberts (12/16/17)  
Season 27 vs. Oral Roberts (12/16/17)  
ASUN 13 vs. Stetson (1/6/18)

## MISCELLANEOUS

	Season	Career
Double-Doubles		
20+ Points		
10+ Rebounds		
5+ Offensive Rebounds		
Games W/ A 3-Pointer	1	12
Games W/ A Block	3	12
Games W/ A Steal	4	18
Games W/ 5+ Assists		

Nephew of Naismith Basketball Hall of Famer Artis Gilmore.

Transferred to FGCU in January of 2017 from Miami, where he was sitting out after there from VCU in the summer of 2016. Made his debut with FGCU on Dec. 16. He will be eligible for the duration of the 2017-18 season and all of 2018-19.

2017 from Miami, where he was sitting out after there from VCU in the summer of 2016.

Gilmore was teammates at VCU with current FGCU forward Antravious Simmons for the fall portion of the 2014-15 season before Simmons transferred to FGCU in Dec. 2014.

### As A Sophomore At VCU

2015-16: Put up career-best numbers in his last game for the Rams, with 12 points and eight rebounds in 20 minutes against Oklahoma in the 2016 NCAA Tournament ... started 18 of the first 24 games (30 total) ... hit 47.4 percent (37-78) from the field ... 38.2 percent (13-34) from long range ... averaged 3.2 points and 2.8 rebounds in 11.5 minutes per outing.

### As A Freshman At VCU

2014-15: Played in 25 games ... averaged 2 points and 1.6 rebounds in 6.3 minutes per game ... knocked down 48.8 percent of shots (21-43) from the field and 29.4 percent (5-17) from 3-point range.

### High School

Ranked as the 76th-best player in the country and 5th-best in the state of Florida by ESPN.com ... four-star recruit.

## GAME-BY-GAME STATS

Opponent	Date	gs	min	Total		3-Pointers		Free throws		Rebounds											
				fg-fga	pct	3fg-fga	pct	ft-fa	pct	off	def	tot	avg	pf	a	t/o	blk	stl	pts	avg	
ORAL ROBERTS	12/16/17	*	27	4-9	.444	0-1	.000	2-3	.667	0	4	4	4.0	3	2	0	0	1	10	10.0	
at FIU	12/19/17	*	17	1-3	.333	0-2	.000	0-0	.000	0	4	4	4.0	5	1	3	2	0	2	6.0	
at #11 Wichita State	12/22/17	*	18	1-7	.143	1-4	.250	0-0	.000	3	4	7	5.0	4	0	2	2	2	3	5.0	
at rv Rhode Island	12/27/17		10	1-3	.333	0-0	.000	0-0	.000	2	3	5	5.0	4	1	2	0	0	2	4.3	
FLORIDA MEMORIAL	12/29/17		17	5-6	.833	0-1	.000	0-0	.000	1	2	3	4.6	4	2	0	3	1	10	5.4	
FLORIDA TECH	12/31/17	*	13	2-5	.400	0-1	.000	0-0	.000	2	3	5	4.7	2	0	2	0	0	4	5.2	
STETSON	1/6/18		13	1-3	.333	0-1	.000	5-5	1.000	2	1	3	4.4	1	1	1	0	1	7	5.4	
USC UPSTATE	1/11/18		12	3-5	.600	0-0	.000	1-2	.500	1	1	2	4.1	1	0	1	0	0	7	5.6	
Totals			4	127	18-41	.439	1-10	.100	8-10	.800	11	22	33	4.1	24	7	11	7	5	45	5.6

Games played: 8  
Minutes/game: 15.9  
Points/game: 5.6  
FG Pct: 43.9  
3FG Pct: 10.0  
FT Pct: 80.0

Rebounds/game: 4.1  
Assists/game: 0.9  
Turnovers/game: 1.4  
Assist/turnover ratio: 0.6  
Steals/game: 0.6  
Blocks/game: 0.9

## CAREER STATS

			Total		3-Point		F-Throws			Rebounds										Scoring	
Season	gp-gs	min/avg	fg-fga	pct	fg-fga	pct	ft-fa	pct	off	def	tot	avg	pf	fo	ast	to	blk	stl	pts	avg	
2014-15*	25-0	157/6.3	21-43	.488	5-17	.294	4-16	.250	11	28	39	1.6	31	1	4	4	6	5	51	2.0	
2015-16*	30-18	346/11.5	37-78	.474	13-34	.382	9-17	.529	20	64	84	2.8	52	1	12	21	7	12	96	3.2	
2017-18	8-4	127/15.9	18-41	.439	1-10	.100	8-10	.800	11	22	33	4.1	24	1	7	11	7	5	45	5.6	
TOTAL	8-4	127/15.9	18-41	.439	1-10	.100	8-10	.800	11	22	33	4.1	24	1	7	11	7	5	45	5.6	
All*	63-22	630/10.0	76-162	.469	19-61	.311	21-43	.488	42	114	156	2.5	107	3	23	36	20	22	192	3.0	





# 30 BRIAN THOMAS

Fr. | F | 6-9 | 240 | Kennesaw, Ga. | Kell HS

## RECORD PERFORMANCES

@b\_thomas30

## NOTEWORTHY

Suffered a fractured left (non-shooting) hand in practice on Nov. 20 ... missed the next 14 games before returning for the ASUN opener against Stetson ... scored four points and grabbed a team-best eight rebounds versus the Hatters ... has secured 14 rebounds in the two games since he returned ... did not play in the season opener (coach's decision).

## High School

Rated as a 3-star recruit by Rivals ... tabbed as the 16th-best player in the entire talent-laden state of Georgia ... did not play as a senior (injury) ... averaged 11 points, 12 rebounds and

5 blocks per game as a junior.



### POINTS

Career 4, 2x, Last vs. USC Upstate (1/11/18)  
Season 4, 2x, Last vs. USC Upstate (1/11/18)  
ASUN 4, 2x, Last vs. USC Upstate (1/11/18)

### REBOUNDS

Career 8 vs. Stetson (1/6/18)  
Season 8 vs. Stetson (1/6/18)  
ASUN 8 vs. Stetson (1/6/18)

### OFFENSIVE REBOUNDS

Career 3, 3x, Last vs. USC Upstate (1/11/18)  
Season 3, 3x, Last vs. USC Upstate (1/11/18)  
ASUN 3, 2x, Last vs. USC Upstate (1/11/18)

### DEFENSIVE REBOUNDS

Career 5 vs. Stetson (1/6/18)  
Season 5 vs. Stetson (1/6/18)  
ASUN 5 vs. Stetson (1/6/18)

### BLOCKS

Career 2 @ Siena (11/13/17)  
Season 2 @ Siena (11/13/17)  
ASUN 1 vs. Stetson (1/6/18)

### FIELD GOALS MADE

Career 2, 2x, Last vs. USC Upstate (1/11/18)  
Season 2, 2x, Last vs. USC Upstate (1/11/18)  
ASUN 2, 2x, Last vs. USC Upstate (1/11/18)

### FIELD GOALS ATTEMPTED

Career 4 vs. USC Upstate (1/11/18)  
Season 4 vs. USC Upstate (1/11/18)  
ASUN 4 vs. USC Upstate (1/11/18)

### FREE THROWS MADE

Career 1 @ Bowling Green (11/18/17)  
Season 1 @ Bowling Green (11/18/17)  
ASUN

### FREE THROWS ATTEMPTED

Career 2 @ Bowling Green (11/18/17)  
Season 2 @ Bowling Green (11/18/17)  
ASUN

### MINUTES

Career 17 vs. Stetson (1/6/18)  
Season 17 vs. Stetson (1/6/18)  
ASUN 17 vs. Stetson (1/6/18)

## MISCELLANEOUS

	Season	Career
Double-Doubles		
20+ Points		
Team Leader Scoring		
10+ Rebounds		
5+ Offensive Rebounds		
10+ Defensive Rebounds		
Games W/ A Block	2	2
Multi-Block Games	1	1

## CAREER STATS

			Total		3-Point		F-Throws		Rebounds											Scoring	
Season	gp-gs	min/avg	fg-fga	pct	fg-fga	pct	ft-fa	pct	off	def	tot	avg	pf	fo	ast	to	blk	stl	pts	avg	
2017-18	4-0	46/11.5	6-10	.600	0-0	.000	1-2	.500	9	11	20	5.0	4	0	0	5	3	1	13	3.3	
TOTAL	4-0	46/11.5	6-10	.600	0-0	.000	1-2	.500	9	11	20	5.0	4	0	0	5	3	1	13	3.3	



# 31 | DINERO MERCURIUS

R-Jr. | G | 6-4 | 200 | Orlando, Fla. | Daytona State/UTRGV/USF | Faith Baptist Christian

## RECORD PERFORMANCES

### POINTS

Career 37 vs. Trinity Valley CC (11/25/16)  
Season 16 @ rv UT Arlington (12/9/17)  
ASUN 13, 2x, Last vs. USC Upstate (1/11/18)

### REBOUNDS

Career 10 @ St. Petersburg (12/14/16)  
Season 3, 3x, Last vs. Florida Tech (12/31/17)  
ASUN 2 vs. USC Upstate (1/11/18)

### ASSISTS

Career 10 vs. South Georgia Tech (11/11/16)  
Season 2, 2x, Last @ rv Rhode Island (12/27/17)  
ASUN

### STEALS

Career 3, 5x, Last vs. FSCJ (1/21/17)  
Season 1, 6x, Last vs. Florida Tech (12/31/17)  
ASUN

### FIELD GOALS MADE

Career 11 vs. Trinity Valley CC (11/25/16)  
Season 5, 4x, Last vs. USC Upstate (1/11/18)  
ASUN 5 vs. USC Upstate (1/11/18)

### FIELD GOALS ATTEMPTED

Career 22 @ College of Central Florida (2/15/17)  
Season 12 vs. Florida Tech (12/31/17)  
ASUN 10 vs. USC Upstate (1/11/18)

### FREE THROWS MADE

Career 13 @ College of Central Florida (1/11/17)  
Season 5 @ rv UT Arlington (12/9/17)  
ASUN 2 vs. Stetson (1/6/17)

### FREE THROWS ATTEMPTED

Career 14 vs. Tallahassee CC (12/11/16)  
Season 5 @ rv UT Arlington (12/9/17)  
ASUN 3 vs. Stetson (1/6/17)

### 3-POINT FIELD GOALS MADE

Career 6, 3x, Last @ College of Central Florida (1/11/17)  
Season 4 vs. Middle Tennessee (12/2/17)  
ASUN 3, 2x, Last vs. USC Upstate (1/11/18)

### 3-POINT FIELD GOALS ATTEMPTED

Career 14, 2x, Last @ College of Central Florida (1/11/17)  
Season 8, 2x, Last vs. Florida Tech (12/31/17)  
ASUN 7 vs. USC Upstate (1/11/18)

### MINUTES

Career 41 vs. Trinity Valley CC (11/25/16)  
Season 29 vs. Florida Tech (12/31/17)  
ASUN 23 vs. Stetson (1/6/17)

## MISCELLANEOUS

	Season	Career
Double-Figure Points	8	34
20+ Points		11
Double-Doubles		1
5+ Assists		4
Double-Figure Assists		1
Multi Steal Games		21

## CAREER STATS

Season	gp-gs	min/avg	Total		3-Point		F-Throws		Rebounds				Scoring				
			fg-fga	pct	fg-fga	pct	ft-fa	pct	off	def	tot	avg	pts	avg	pts	avg	pts
2014-15*	29-3	404/13.9	33-84	.393	8-39	.205	23-28	.821	16	39	55	1.9	54	1	21	15	97
2016-17*	29-29	869/30.0	146-363	.402	87-228	.382	136-158	.861	23	109	132	4.6	56	0	82	43	515
2017-18	16-4	302/18.9	47-105	.448	35-81	.432	15-17	.882	6	18	24	1.5	25	0	7	12	144
TOTAL	16-4	302/18.9	47-105	.448	35-81	.432	15-17	.882	6	18	24	1.5	25	0	7	12	144
All*	74-36	1575/21.3	226-552	.409	130-348	.374	174-203	.857	45	166	211	2.9	135	1	110	70	756

## NOTEWORTHY

**ASUN Newcomer of the Week** (Dec. 11) ... injured his shoulder seconds after entering the Denver game and missed the next three games ... returned against Middle Tennessee, knocking down a season-high four 3-pointers ... **has made three or more 3-pointers nine times already this year** ... season-best 16 points at rv UT Arlington, and all 16 came in the 2nd half in just nine minutes of action ... 15 points versus Florida Tech ... **2nd-most 3-pointers on the team with 35, despite playing just 14 full games.**

**Transferred to FGCU in April of 2017 from Daytona State College.**

**As A Sophomore At University of Texas Rio Grande Valley**

2015-16: Utilized a redshirt season after transferring from USF.

**As A Freshman At USF**

2014-15: Averaged 3.3 points and 1.9 rebounds per game.

## GAME-BY-GAME STATS

Opponent	Date	gs	min	Total		3-Pointers		Free throws		Rebounds				pf	a	t/o	blk	stl	pts	avg
				fg-fga	pct	3fg-fga	pct	ft-fa	pct	off	def	tot	avg							
ILLINOIS STATE	11/11/17	24	4-11	.364	3-8	.375	0-0	.000	1	1	2	2.0	3	1	0	0	0	11	11.0	
at Siena	11/13/17	23	5-9	.556	3-7	.429	1-1	1.000	0	3	3	2.5	0	2	1	0	1	14	12.5	
at Bowling Green	11/18/17	23	3-8	.375	3-7	.429	0-0	.000	0	2	2	2.3	1	0	2	0	1	9	11.3	
at Middle Tennessee	11/21/17	*	17	1-4	.250	1-4	.250	3-3	1.000	0	1	1	2.0	4	0	1	0	6	10.0	
DENVER	11/24/17	0	0-0	.000	0-0	.000	0-0	.000	0	0	0	1.6	0	0	0	0	0	0	8.0	
MIDDLE TENNESSEE	12/2/17	23	4-8	.500	4-6	.667	0-1	.000	1	0	1	1.5	0	0	3	0	0	12	8.7	
FAU	12/5/17	24	5-7	.714	3-4	.750	0-0	.000	0	1	1	1.4	3	0	2	0	1	13	9.3	
at rv UT Arlington	12/9/17	19	4-5	.800	3-4	.750	5-5	1.000	0	1	1	1.4	1	0	2	0	1	16	10.1	
ORAL ROBERTS	12/16/17	*	21	2-7	.286	2-7	.286	0-0	.000	0	0	0	1.2	2	0	1	0	6	9.7	
at FIU	12/19/17	19	3-8	.375	2-7	.286	0-0	.000	2	0	2	1.3	2	1	0	0	0	8	9.5	
at #11 Wichita State	12/22/17	10	0-3	.000	0-1	.000	0-0	.000	0	1	1	1.3	0	1	0	0	1	0	8.6	
at rv Rhode Island	12/27/17	16	0-3	.000	0-2	.000	0-0	.000	1	2	3	1.4	1	2	0	0	0	0	7.9	
FLORIDA MEMORIAL	12/29/17	12	2-4	.500	2-4	.500	2-2	1.000	0	2	2	1.5	3	0	0	0	0	8	7.9	
FLORIDA TECH	12/31/17	29	5-12	.417	3-8	.375	2-2	1.000	0	3	3	1.6	0	0	0	0	1	15	8.4	
STETSON	1/6/18	*	23	4-6	.667	3-5	.600	2-3	.667	0	0	0	1.5	3	0	0	0	13	8.7	
USC UPSTATE	1/11/18	*	19	5-10	.500	3-7	.429	0-0	.000	1	1	2	1.5	2	0	0	0	13	9.0	
Totals		4	302	47-105	.448	35-81	.432	15-17	.882	6	18	24	1.5	25	7	12	0	6	144	9.0

Games played: 16  
Minutes/game: 18.9  
Points/game: 9.0  
FG Pct: 44.8  
3FG Pct: 43.2  
FT Pct: 88.2

Rebounds/game: 1.5  
Assists/game: 0.4  
Turnovers/game: 0.8  
Assist/turnover ratio: 0.6  
Steals/game: 0.4

@dtime\_94



# 32 ANTRAVIOUS SIMMONS

R-Sr. | F | 6-9 | 250 | Miami, Fla. | VCU | South Miami HS

## RECORD PERFORMANCES

### POINTS

Career 21 vs. Stetson (3/6/16)  
Season 15 vs. St. Francis Brooklyn (11/26/17)  
ASUN 13 @ Stetson (1/7/17)

### REBOUNDS

Career 12, 3x, Last @ Georgia Southern (12/4/16)  
Season 8, 4x, Last @ FIU (12/19/17)  
ASUN 9 @ North Florida (1/30/16)

### OFFENSIVE REBOUNDS

Career 6 @ Georgia Southern (12/4/16)  
Season 5 vs. Illinois State (11/11/17)  
ASUN 4, 4x, Last @ USC Upstate (2/18/17)

### DEFENSIVE REBOUNDS

Career 9, 2x, Last @ #13 Michigan State (11/20/16)  
Season 5, 4x, Last @ FIU (12/19/17)  
ASUN 6 vs. USC Upstate (1/16/16)

### BLOCKS

Career 2, 5x, Last vs. North Carolina (3/17/16)  
Season 1, 3x, Last vs. FAU (12/5/17)  
ASUN 2 vs. Stetson (1/9/16)

### FIELD GOALS MADE

Career 9 vs. Stetson (3/6/16)  
Season 7 vs. St. Francis Brooklyn (11/26/17)  
ASUN 6, 3x, Last @ Stetson (1/7/17)

### FIELD GOALS ATTEMPTED

Career 14, 2x, Last @ #13 Michigan State (11/20/16)  
Season 10 @ rv Rhode Island (12/27/17)  
ASUN 9 @ Kennesaw State (1/21/16)

### FREE THROWS MADE

Career 5, 4x, Last @ Georgia Southern (12/4/16)  
Season 4, 2x, Last @ FIU (12/19/17)  
ASUN 5 vs. Lipscomb (2/18/16)

### FREE THROWS ATTEMPTED

Career 8 @ Georgia Southern (12/4/16)  
Season 7 @ FIU (12/19/17)  
ASUN 5, 3x, Last vs. Lipscomb (2/18/16)

### MINUTES

Career 33 @ #13 Michigan State (11/20/16)  
Season 25, 3x, Last @ FIU (12/19/17)  
ASUN 27 vs. USC Upstate (1/19/17)

## MISCELLANEOUS

	Season	Career
Double-Doubles		4
20+ Points		1
Team Leader Scoring	1	4
10+ Rebounds		5
5+ Offensive Rebounds	1	3
10+ Defensive Rebounds		
Games W/ A Block	3	17
Multi-Block Games		5

## NOTEWORTHY

Has not played in the first two ASUN games due to a foot injury ... after coming off the bench in the season opener, started the next two games at Siena and Bowling Green ... increased his scoring each of the first three games of the year: Illinois State (5), Siena (7), Bowling Green (8) ... season-high 15 points on 7-9 shooting against St. Francis Brooklyn ... balanced effort with eight points and eight rebounds in just 16 minutes versus Webber International ... 13 points and six rebounds in the 1st half against FAU ... led the team with 14 points at rv Rhode Island - his second-highest point total of the year.



@dreamchasertray

## GAME-BY-GAME STATS

Opponent	Date	gs	min	Total		3-Pointers		Free throws		Rebounds				pf	a	t/o	blk	stl	pts	avg	
				fg-fga	pct	3fg-fga	pct	ft-fa	pct	off	def	tot	avg								
ILLINOIS STATE	11/11/17		18	2-3	.667	0-0	.000	1-2	.500	5	3	8	8.0	2	2	2	0	1	5	5.0	
at Siena	11/13/17	*	17	3-5	.600	0-0	.000	1-1	1.000	3	5	8	8.0	3	2	1	0	2	7	6.0	
at Bowling Green	11/18/17	*	16	4-5	.800	0-0	.000	0-1	.000	1	1	2	6.0	5	0	1	0	1	8	6.7	
at Middle Tennessee	11/21/17		16	3-4	.750	0-0	.000	0-1	.000	2	1	3	5.3	4	0	1	0	0	6	6.5	
DENVER	11/24/17	*	14	2-4	.500	0-0	.000	0-0	.000	0	1	1	4.4	3	0	0	1	0	4	6.0	
NAVY	11/25/17		14	3-3	1.000	0-0	.000	0-0	.000	0	1	1	3.8	1	1	2	1	1	6	6.0	
ST. FRANCIS BROOKLYN	11/26/17		20	7-9	.778	0-0	.000	1-2	.500	4	3	7	4.3	4	2	1	0	0	15	7.3	
WEBBER INTERNATIONAL	11/29/17		16	2-3	.667	0-0	.000	4-4	1.000	3	5	8	4.8	1	3	2	0	0	8	7.4	
MIDDLE TENNESSEE	12/2/17	*	25	2-5	.400	0-0	.000	0-0	.000	0	4	4	4.7	5	0	2	0	0	4	7.0	
FAU	12/5/17	*	24	5-9	.556	0-0	.000	3-4	.750	1	5	6	4.8	5	1	1	1	0	13	7.6	
at rv UT Arlington	12/9/17	*	10	1-3	.333	0-0	.000	0-0	.000	1	3	4	4.7	3	0	1	0	0	2	7.1	
ORAL ROBERTS	12/16/17	*	25	3-4	.750	0-0	.000	0-0	.000	3	2	5	4.8	3	1	0	0	1	6	7.0	
at FIU	12/19/17	*	25	4-5	.800	0-0	.000	4-7	.571	3	5	8	5.0	4	3	2	0	0	12	7.4	
at #11 Wichita State	12/22/17	*	19	0-1	.000	0-0	.000	0-0	.000	2	3	5	5.0	2	1	0	0	1	0	6.9	
at rv Rhode Island	12/27/17	*	20	6-10	.600	0-0	.000	2-3	.667	1	1	2	4.8	0	0	2	0	0	14	7.3	
FLORIDA MEMORIAL	12/29/17	*	18	1-1	1.000	0-0	.000	0-0	.000	1	4	5	4.8	2	1	1	0	2	2	7.0	
FLORIDA TECH	12/31/17	*	16	1-3	.333	0-0	.000	2-4	.500	1	2	3	4.7	4	0	1	0	0	4	6.8	
Totals			12	313	49-77	.636	0-0	.000	18-29	.621	31	49	80	4.7	51	17	20	3	9	116	6.8

Games played: 17  
Minutes/game: 18.4  
Points/game: 6.8  
FG Pct: 63.6  
FT Pct: 62.1

Rebounds/game: 4.7  
Assists/game: 1.0  
Turnovers/game: 1.2  
Assist/turnover ratio: 0.9  
Steals/game: 0.5  
Blocks/game: 0.2

## CAREER STATS

			Total		3-Point		F-Throws		Rebounds											Scoring	
Season	gp-gs	min/avg	fg-fga	pct	fg-fga	pct	ft-fa	pct	off	def	tot	avg	pf	fo	ast	to	blk	stl	pts	avg	
2014-15*	3-0	9/3.0	1-1	1.000	0-0	.000	0-0	.000	0	2	2	0.7	2	0	0	0	0	0	2	0.7	
2015-16	34-16	562/16.5	112-207	.541	0-1	.000	45-72	.625	59	119	178	5.2	101	1	23	36	14	14	269	7.9	
2016-17	34-11	492/14.5	79-141	.560	1-1	1.000	26-39	.667	42	75	117	3.4	80	1	13	35	6	10	185	5.4	
2017-18	17-12	313/18.4	49-77	.636	0-0	.000	18-29	.621	31	49	80	4.7	51	3	17	20	3	9	116	6.8	
TOTAL	85-39	1367/16.1	240-425	.565	1-2	.500	89-140	.636	132	243	375	4.4	232	5	53	91	23	33	570	6.7	
All*	88-39	1376/15.6	241-426	.566	1-2	.500	89-140	.636	132	245	377	4.3	234	5	53	91	23	33	572	6.5	





# PROGRAM CAREER LEADERS

## POINTS

1. 1835 - Bernard Thompson (134 Games) - 2011-15
2. 1477 - Brett Comer (137 Games) - 2011-15
3. 1367 - Ryan Hopkins (88 Games) - 2002-05
4. 1306 - Chase Fieler (134 Games) - 2010-14
5. 1241 - Sherwood Brown (119 Games) - 2009-13
- 6. 1126 - CHRISTIAN TERRELL (120 GAMES) - 2014-**
7. 1086 - Casey Wohllleb (87 Games) - 2005-08
8. 1084 - Marc-Eddy Norelia (92 Games) - 2014-17
- 9. 1040 - ZACH JOHNSON (87 GAMES) - 2015-**
10. 985 - Bryan Crislip (89 Games) - 2002-05

## REBOUNDS

1. 714 - Chase Fieler (253o-461d) - 2010-14
2. 623 - Bernard Thompson (170o-453d) - 2011-15
3. 611 - Marc-Eddy Norelia (197o-414d) - 2014-17
4. 589 - Sherwood Brown (179o-410d) - 2009-13
5. 570 - Adam Liddell (159o-411d) - 2005-08
6. 536 - Demetris Morant (207o-329d) - 2014-17
7. 453 - Brett Comer (103o-350d) - 2011-15
- 8. 440 - CHRISTIAN TERRELL (90o, 350d) - 2014-**
9. 382 - Anthony Banks (206o-176d) - 2008-11
10. 380 - Derrick O'Neil (152o-228d) - 2008-10

## STEALS

1. 262 - Bernard Thompson - 2011-15
2. 194 - Bryan Crislip - 2002-05
3. 181 - Brett Comer - 2011-15
4. 155 - Rob Quaintance - 2006-08
5. 120 - Sherwood Brown - 2009-13
6. 117 - Yavney Neptune - 2004-08
- 7. 115 - ZACH JOHNSON - 2015-**
8. 108 - Chase Fieler - 2010-14
9. 106 - Gabe Pean - 2002-06
10. 102 - Beau Bauer - 2005-07

## FIELD GOALS MADE

1. 636 - Bernard Thompson (134 Games) - 2011-15
2. 536 - Brett Comer (137 Games) - 2011-15
3. 487 - Chase Fieler (134 Games) - 2010-14
4. 462 - Ryan Hopkins (88 Games) - 2002-05
5. 447 - Sherwood Brown (119 Games) - 2009-13
6. 430 - Marc-Eddy Norelia (92 Games) - 2014-17
- 7. 406 - CHRISTIAN TERRELL (120 GAMES) - 2014-**
8. 378 - Casey Wohllleb (87 Games) - 2005-08
- 9. 368 - ZACH JOHNSON (87 GAMES) - 2015-**
- 10. 327 - BRANDON GOODWIN (53 GAMES) - 2016-**

## FIELD GOAL % (MIN. 200 MADE)

1. .666 - Demetris Morant (275-413) - 2014-17
- 2. .565 - ANTRAVIOUS SIMMONS (240-425) - 2015-**
3. .535 - Marc-Eddy Norelia (430-803) - 2014-17
4. .524 - Anthony Banks (317-605) - 2008-11
5. .523 - Robinson Tisme (294-562) - 2002-04
6. .502 - Chase Fieler (487-971) - 2010-14
- 7. .486 - BRANDON GOODWIN (327-673) - 2016-**
- .486 - Kyle Marks (202-416) - 2008-10
9. .472 - Adam Liddell (321-680) - 2005-08
10. .456 - Sherwood Brown (447-981) - 2009-13

## 3-POINTERS MADE

1. 355 - Ryan Hopkins (88 games) - 2002-05
  2. 219 - Bernard Thompson (134 games) - 2011-15
  3. 182 - Filip Cvjeticanin (131 games) - 2011-14,15-16
  4. 178 - Christophe Varidel (99 games) - 2010-13
  5. 174 - Bryan Crislip (89 games) - 2002-05
  6. 157 - Sherwood Brown (119 games) - 2009-13
  - 7. 155 - CHRISTIAN TERRELL \* (120 GAMES) - 2014-**
  8. 130 - Reed Baker (74 games) - 2008-11
  9. 118 - Delvin Franklin (62 games) - 2007-09
  10. 114 - Casey Wohllleb (87 games) - 2005-08
- \* Also ranked 4th in 3PT% at .376 (155-412)

## FREE THROWS MADE

1. 344 - Bernard Thompson (134 Games) - 2011-15
  2. 304 - Brett Comer (137 Games) - 2011-15
  3. 231 - Reed Baker (74 Games) - 2008-11
  4. 229 - Chase Fieler (134 Games) - 2010-14
  5. 223 - Marc-Eddy Norelia (92 Games) - 2014-17
  6. 216 - Casey Wohllleb (87 Games) - 2005-08
  - 7. 223 - BRANDON GOODWIN \* (53 GAMES) - 2016-**
  8. 195 - Bryan Crislip (89 Games) - 2002-05
  - 9. 192 - ZACH JOHNSON (87 GAMES) - 2015-**
  - 190 - Sherwood Brown (119 Games) - 2009-13
- \* Also ranked 2nd in FT% at .780 (223-286; MIN. 200 MADE)

## ASSISTS

1. 845 - Brett Comer - 2011-15
2. 606 - Bryan Crislip - 2002-05
3. 337 - Rob Quaintance - 2006-08
- 4. 274 - ZACH JOHNSON - 2015-**
5. 246 - Bernard Thompson - 2011-15
- 6. 234 - CHRISTIAN TERRELL - 2014-**
- 7. 229 - BRANDON GOODWIN - 2016-**
8. 225 - Gabe Pean - 2002-06
9. 203 - Chase Fieler - 2010-14
10. 192 - Reggie Chambers - 2008-10



# SPECIALTY STATS

Opponent	T/O	2ndCh	Paint	FastB	Bench	Ties	Leads	WL	Score	Leads overcome
Illinois State	18	15	48	21	18	2	6	W	98-87	trailed by 6 1st-10:19
Siena	21	15	50	17	25	1	1	W	86-53	trailed by 3 1st-18:57
Bowling Green	11	16	44	10	18	2	3	L	80-83	lost 13 1st-10:15
Middle Tennessee	13	6	34	2	18	0	0	L	72-85	lost 2 1st-18:01
Denver	24	11	35	7	22	1	5	W	79-71	trailed by 4 1st-16:35
Navy	8	14	36	6	14	0	5	W	70-54	trailed by 4 1st-03:10
St. Francis Brooklyn	11	16	48	13	25	0	0	W	75-51	
Webber International	24	29	70	28	47	0	0	W	115-61	
Middle Tennessee	24	5	30	8	14	1	1	L	76-81	lost 12 1st-15:43
FAU	8	11	42	5	26	2	3	L	88-92	lost 14 1st-01:46
rv UT Arlington	24	9	26	4	27	3	3	W	85-78	trailed by 7 1st-11:24
Oral Roberts	12	9	22	5	25	0	1	L	64-83	lost 3 1st-19:01
FIU	10	12	34	15	20	1	3	L	88-91	lost 11 2nd-15:31
#11 Wichita State	19	12	28	5	18	2	3	L	65-75	lost 7 2nd-13:05
rv Rhode Island	5	11	36	0	20	3	3	L	60-80	lost 4 1st-03:15
Florida Memorial	15	9	42	10	33	0	1	W	76-42	trailed by 1 1st-17:35
Florida Tech	16	4	38	10	33	3	2	W	62-54	trailed by 2 1st-14:58
Stetson	18	10	28	16	27	2	2	W	90-52	trailed by 2 1st-18:44
USC Upstate	13	6	40	20	20	1	1	W	75-58	trailed by 3 1st-16:53
<b>Totals</b>	<b>294</b>	<b>220</b>	<b>731</b>	<b>202</b>	<b>450</b>	<b>24</b>	<b>43</b>			
<b>Average/Game</b>	<b>15.5</b>	<b>11.6</b>	<b>38.5</b>	<b>10.6</b>	<b>23.7</b>	<b>1.3</b>	<b>2.3</b>			
<b>Opponent</b>	<b>274</b>	<b>233</b>	<b>538</b>	<b>105</b>	<b>369</b>	<b>41</b>	<b>46</b>			
<b>Average/Game</b>	<b>14.4</b>	<b>12.3</b>	<b>28.3</b>	<b>5.5</b>	<b>19.4</b>	<b>2.2</b>	<b>2.4</b>			

Through the first eight games of the year, the Eagles were +43 in second-chance points, but in the last 11 contests they are -37.

## PAINT EMPHASIS

FGCU led the country in points in the paint per game last year at 41.3. Included in that average were a pair of then-D-I program record performances of 68 points in the paint versus Ave Maria and Florida National.

### NATIONAL LEADERS: POINTS IN THE PAINT

FGCU	41.3 / GAME
Utah	41.1 / GAME
North Carolina	39.9 / GAME

## CHARGES TAKEN

Brandon Goodwin: 6  
Michael Gilmore: 1

Christian Terrell: 8  
Ricky Doyle: 1

RaySean Scott Jr.: 3  
Christian Carlyle: 1  
Zach Johnson: 1

## STATISTICAL TRENDS

Games Decided By:  
5 Points Or Less: 0-4  
6-10 Points: 3-1  
11-15 Points: 1-1  
16-20 Points: 2-2  
20+ Points: 5-0

Leading At The Half: 11-3  
Trailing At The Half: 0-5  
Tied At The Half: 0-0

Leading With 5 Minutes Left: 11-0  
Trailing With 5 Minutes Left: 0-8  
Tied With 5 Minutes Left: 0-0

Shooting 40% Or Better: 11-7  
Shooting Less Than 40%: 0-1  
Opponent 40% Or Better: 3-7  
Opponent Less Than 40%: 8-1  
Shooting Better Than Opponent: 9-2  
Shooting Worse Than Opponent: 2-6

Outrebounding Opponent: 9-2  
Opponent Outrebounds: 2-6  
Rebounds Tied: 0-0

More Turnovers Than Opponent: 4-5  
Fewer Turnovers Than Opponent: 6-2  
Same Turnovers As Opponent: 1-1

Scoring 80 Or More Points: 5-3  
Scoring 70-79 Points: 5-2  
Scoring 60-69 Points: 1-3  
Scoring 50-59 Points: 0-0  
Scoring 49 Or Fewer Points: 0-0

Largest Margin Of Victory:  
54 vs. Webber International  
Smallest Margin Of Victory:  
7 @ rv UT Arlington  
Largest Margin Of Defeat:  
20 @ rv Rhode Island  
Smallest Margin Of Defeat:  
3, 2x, Last @ FIU

Entering this season - in four years under Doolley - FGCU had surrendered a double-figure lead and lost a game just four times. Already this year, the Eagles have lost four double-figure leads. The four double-figure leads lost through just 19 games are already the most in a single season since the 2012-13 team surrendered five such advantages, including an 11-point edge in the Sweet Sixteen against Florida. FGCU lost consecutive double-figure point leads against Middle Tennessee and FAU. It's just the third time in program history (2002-03, 2012-13) that the Eagles have given up back-to-back double-figure point leads.

## 2016-17 DUNK LEADERS

Helping fuel that low-post production was FGCU finishing 3rd in the nation with 159 dunks - 11 more than the original Dunk City Sweet Sixteen team in 2012-13.

**FLORIDA STATE 183**

**KENTUCKY 179** **Individual Leaders**

**FGCU 159** Tacko Fall (UCF): 106  
Bam Adebayo (Kentucky): 101  
Demetris Morant (FGCU): 97



# THE BASICS

## ABOUT FGCU

School..... Florida Gulf Coast University (FGCU)  
 City..... Fort Myers, FL  
 Established..... Founded: 1991 | First Classes: 1997  
 Enrollment..... 14,970  
 Nickname..... Eagles  
 Colors..... Green & Blue  
 Facility (Capacity) ....Alico Arena (4,633: 4,333 Seats + 300 SRQ)  
 Program's First Season.....2002-03  
 First Year in Division I... 2007-08 (Postseason Eligible: 2011-12)  
 Conference..... ASUN

## PROGRAM INFORMATION

2016-17 Overall/ASUN Record ..... 26-8/12-2 (1st Place)  
 2016-17 Postseason ..... NCAA Tournament (14 Seed)  
 ..... First Round: L, 86-80 vs. 3 Florida State  
 Letterwinners Returning/Lost ..... 8/7  
 Starters Returning/Lost ..... 4/1  
 Newcomers Eligible.... 11 (3 Transfers Sitting Out; 2 Walk-Ons)  
 Seniors ..... 4 (1 Walk-On)  
 Juniors ..... 7 (2 Transfers Sitting Out; 1 Eligible In Dec.; 1 Walk-On)  
 Sophomores ..... 4 (1 Walk-On)  
 Freshmen ..... 4 (2 Walk-Ons)  
 All-Time Record (2002-03-Current)..... 296-203  
 Division I Record (2007-08-Current)..... 182-164  
 ASUN Record (2007-08-Current)..... 93-81  
 All-Time Home Record..... 200-63  
 All-Time Road Record ..... 83-131  
 All-Time Neutral Record ..... 13-9  
 ASUN Tournament Record (Appearances) ..... 14-3 (6)  
 NCAA Tournament Record (Appearances)..... 3-3 (3)  
 NIT Record (Appearances) ..... 0-1 (1)  
 CIT Record (Appearances)..... 0-1 (1)

• FGCU has won a combined **65** conference regular season and tournament titles **IN ONLY 10+ YEARS** in Division I as a member of the ASUN Conference & Coastal Collegiate Sports Association (women's swimming & diving).

• In just **6+ YEARS** of D-I postseason eligibility, FGCU has sent **21 TEAMS** to the NCAA Tournament, while men's golf (2012, 2013, 2015), swimming (2012, 2013, 2014, 2015, 2016, 2017) and men's tennis (2014) have had an individual(s) participate in their respective NCAA Championship, bringing **THE TOTAL NCAA APPEARANCES FOR FGCU TO 31**.

• In 2016-17, FGCU won 10 regular season or tournament conference championships, with men's soccer winning its **FIRST NCAA TOURNAMENT** game, baseball winning a game in its **FIRST NCAA REGIONAL** and swimming & diving earning an eighth CCSA Championship in nine years.

• FGCU claimed its fourth **ASUN ALL-SPORTS TROPHY** in five years in 2016-17 and posted a record **6TH-PLACE FINISH** in the DI-AAA Learfield Directors' Cup.

• The Eagles had **SEVEN STUDENT-ATHLETES SIGN PROFESSIONAL CONTRACTS IN 2016**, including Whitney Knight (WNBA, Los Angeles Sparks), Rodrigo Saravia (MLS, Columbus Crew SC), Aaron Guillen (MLS, FC Dallas) and Jake Noll (MLB, Washington Nationals).

• FGCU's student-athlete population earned a **NEAR-RECORD-TYING CUMULATIVE GPA OF 3.27** for the Spring 2017 semester, which surpassed that of the overall FGCU student body (3.08) for the 16th-consecutive semester.


## CHRIS SALE

• 2010 Collegiate Baseball Player of the Year with FGCU

• 13th overall selection in the 2010 MLB Draft

• 6x AL All-Star ('15, '16 Starter)

• 2013 All-Star Game-Winning Pitcher



## BROOKE SWEAT

• Partner in one of just two USA Olympic Beach Volleyball pairs in Rio 2016

• 2x AVP Defensive Player of the Year







# BOX SCORES

## G1 vs. ILLINOIS STATE

### Illinois State 87 • 0-1

#	Player	Total		3-Ptr		Rebounds			PF	TP	A	TO	Blk	Stl	Min
		FG-FGA	FG-FGA	FT-FTA	Off Def Tot	PF	TP	A TO Blk Stl							
10	Fayne, Phil	f	11-18	0-0	2-7	2 2 4	3 24	1 0 2 2	2	36					
52	Yarbrough, Milik	f	3-8	0-0	2-5	1 7 8	1 8	10 4 1 0	30						
03	Evans, Keyshawn	g	10-17	7-13	1-1	0 2 2	5 28	7 2 0 0	33						
23	Tinsley, William	g	1-4	1-4	0-0	0 4 4	3 3	2 0 2 0	29						
25	Williams, Madison	g	2-4	1-2	0-0	0 0 0	4 5	1 1 0 0	20						
00	Gassman, Isaac		0-0	0-0	0 0 1	1 2	0	1 1 0 1	15						
24	Martin, Jerron		1-6	1-3	2-3	0 1 1	3 5	1 3 0 0	15						
30	Litwiller, Luke		0-0	0-0	0 0 0	0 0	0	0 0 0 0	1						
32	Bruninga, Taylor		5-8	4-7	0-0	0 2 2	5 14	1 0 0 0	21						
Team					2 0 2										
Totals			33-65	14-29	7-16	5 19 24	26 87	24 11 5 3	200						

FG % 1st Half: 16-35 45.7% 2nd half: 17-30 56.7% Game: 33-65 50.8%  
 3FG % 1st Half: 6-15 40.0% 2nd half: 8-14 57.1% Game: 14-29 48.3%  
 FT % 1st Half: 4-7 57.1% 2nd half: 3-9 33.3% Game: 7-16 43.8%

Deadball Rebounds 4,1

### FGCU 98 • 1-0

#	Player	Total		3-Ptr		Rebounds			PF	TP	A	TO	Blk	Stl	Min
		FG-FGA	FG-FGA	FT-FTA	Off Def Tot	PF	TP	A TO Blk Stl							
15	DOYLE, Ricky	f	3-3	0-0	2-3	0 1 1	5 8	0 1 0 0	9						
00	GOODWIN, Brandon	g	6-13	0-1	9-12	2 6 8	0 21	7 2 0 3	36						
05	JOHNSON, Zach	g	8-19	3-12	8-9	1 3 4	0 27	4 3 1 4	39						
11	TERRELL, Christian	g	6-12	1-2	0-0	0 8 8	1 13	1 2 2 1	38						
23	CARLYLE, Christian	g	2-3	0-0	7-10	4 5 9	3 11	1 1 2 0	25						
21	ERNST, Brady		1-1	0-0	0-1	0 3 3	2 2	0 0 0 0	11						
31	MERCURIUS, Dinero		4-11	3-8	0-0	1 1 2	3 11	1 0 0 0	24						
32	SIMMONS, Antravious		2-3	0-0	1-2	5 3 8	2 5	2 2 0 1	18						
Team					4 1 5			1							
Totals			32-65	7-23	27-37	17 31 48	16 98	16 12 5 9	200						

FG % 1st Half: 16-32 50.0% 2nd half: 16-33 48.5% Game: 32-65 49.2%  
 3FG % 1st Half: 2-9 22.2% 2nd half: 5-14 35.7% Game: 7-23 30.4%  
 FT % 1st Half: 11-14 78.6% 2nd half: 16-23 69.6% Game: 27-37 73.0%

Deadball Rebounds 6,1

Officials: John Hampton (R), Jose A. Carrion, Archibald Whaley  
 Technical fouls: Illinois State-None. FGCU-None.  
 Attendance: 4335  
 Season Opener

Score by periods	1st	2nd	Total
Illinois State	42	45	87
FGCU	45	53	98

Last FG - ILS 2nd-03:29, FGCU 2nd-00:51.  
 Largest lead - ILS by 6 1st-10:19, FGCU by 11 2nd-00:26.  
 ILS led for 06:59, FGCU led for 28:56. Game was tied for 04:05.

Score tied - 8 times.  
 Lead changed - 12 times.

## G3 @ BOWLING GREEN

### FGCU 80 • 2-1

#	Player	Total		3-Ptr		Rebounds			PF	TP	A	TO	Blk	Stl	Min
		FG-FGA	FG-FGA	FT-FTA	Off Def Tot	PF	TP	A TO Blk Stl							
15	DOYLE, Ricky	f	5-9	0-1	1-1	3 4 7	4 11	0 1 1 1	18						
32	SIMMONS, Antravious	f	4-5	0-0	0-1	1 1 2	5 8	0 1 0 1	16						
00	GOODWIN, Brandon	g	4-16	1-6	8-10	1 6 7	1 17	5 2 0 1	33						
05	JOHNSON, Zach	g	2-10	0-3	4-4	0 5 5	2 8	4 6 0 2	34						
11	TERRELL, Christian	g	8-11	2-4	0-0	0 5 5	4 18	2 1 2 0	33						
03	ROGERS, Darnell		0-0	0-0	0-0	0 0 0	0 0	0 0 0 0	2						
13	SCOTT Jr, RaySean		1-4	0-2	0-0	0 2 2	3 2	1 1 1 0	9						
21	ERNST, Brady		1-1	0-0	0-1	0 2 2	1 2	0 0 0 0	7						
23	CARLYLE, Christian		1-6	0-0	0-0	1 2 3	2 2	1 1 1 0	17						
30	THOMAS, Brian		1-1	0-0	1-2	3 2 5	0 3	0 1 0 0	8						
31	MERCURIUS, Dinero		3-8	3-7	0-0	0 2 2	1 9	0 2 0 1	23						
Team					2 0 2										
Totals			30-71	6-23	14-19	11 31 42	23 80	13 16 5 6	200						

FG % 1st Half: 17-35 48.6% 2nd half: 13-36 36.1% Game: 30-71 42.3%  
 3FG % 1st Half: 2-8 25.0% 2nd half: 4-15 26.7% Game: 6-23 26.1%  
 FT % 1st Half: 7-11 63.6% 2nd half: 7-8 87.5% Game: 14-19 73.7%

Deadball Rebounds 1

### Bowling Green 83 • 2-1

#	Player	Total		3-Ptr		Rebounds			PF	TP	A	TO	Blk	Stl	Min
		FG-FGA	FG-FGA	FT-FTA	Off Def Tot	PF	TP	A TO Blk Stl							
01	WIGGINS, Demajeo	f	6-11	0-0	2-3	2 5 7	5 14	0 3 0 1	18						
40	KOCH, Derek		2-6	0-1	5-8	3 8 11	2 9	2 3 0 0	29						
03	CALDWELL, Rodrick	g	5-10	1-3	0-0	1 0 1	1 11	1 1 0 0	24						
05	FRYE, Dylan	g	3-11	2-5	7-8	1 5 6	2 15	2 1 0 0	32						
10	TURNER, Justin	g	6-14	2-3	6-8	1 6 7	2 20	1 5 0 4	36						
00	CUMMINGS, Nelly		3-5	0-0	1-2	0 1 1	2 7	1 0 0 0	19						
13	UJU, Jeffrey		0-1	0-0	1-2	1 0 1	1 1	0 0 0 0	1						
24	FOX, Matt		0-2	0-1	0-0	1 3 4	1 0	3 0 1 1	17						
25	PLOWDEN, Daewon		2-6	1-2	1-2	1 2 3	0 6	0 0 0 0	16						
52	GADSON, Joniya		0-0	0-0	0-0	0 1 1	3 0	0 1 3 0	3						
Team					1 3 4										
Totals			27-66	6-15	23-33	12 34 46	19 83	10 14 4 7	200						

FG % 1st Half: 12-37 32.4% 2nd half: 15-29 51.7% Game: 27-66 40.9%  
 3FG % 1st Half: 3-10 30.0% 2nd half: 3-5 60.0% Game: 6-15 40.0%  
 FT % 1st Half: 13-18 72.2% 2nd half: 10-15 66.7% Game: 23-33 69.7%

Deadball Rebounds 6

Officials: Steve McJunkins, Paul Szelc, Bart Wegenke  
 Technical fouls: FGCU-None. Bowling Green-GADSON, Joniya.  
 Attendance: 2440

Score by periods	1st	2nd	Total
FGCU	43	37	80
Bowling Green	40	43	83

Last FG - FGCU 2nd-00:44, BGSU 2nd-00:01.  
 Largest lead - FGCU by 13 1st-10:15, BGSU by 6 2nd-01:17.  
 FGCU led for 21:51, BGSU led for 17:03. Game was tied for 01:06.

Score tied - 3 times.  
 Lead changed - 7 times.

#DunkCity

## G2 @ SIENA

### FGCU 86 • 2-0

#	Player	Total		3-Ptr		Rebounds			PF	TP	A	TO	Blk	Stl	Min
		FG-FGA	FG-FGA	FT-FTA	Off Def Tot	PF	TP	A TO Blk Stl							
15	DOYLE, Ricky	f	3-7	0-1	3-6	6 5 11	1 9	3 0 1 1	27						
32	SIMMONS, Antravious	f	3-5	0-0	1-1	3 5 8	3 7	2 1 0 2	17						
00	GOODWIN, Brandon	g	6-13	1-6	3-3	0 5 5	2 16	4 6 0 2	26						
05	JOHNSON, Zach	g	6-13	0-4	1-1	2 1 3	2 13	1 1 0 1	31						
11	TERRELL, Christian	g	7-7	2-2	0-0	0 5 5	3 16	1 0 0 0	23						
03	ROGERS, Darnell		0-0	0-0	0-0	0 0 0	0 0	1 0 0 0	6						
20	McADOO, Ryan		0-1	0-0	0-0	0 1 1	0 0	0 2 0 1	2						
21	ERNST, Brady		0-3	0-0	1-2	0 2 2	2 1	1 1 0 1	14						
23	CARLYLE, Christian		1-3	0-0	4-6	4 1 5	5 6	1 2 0 1	18						
30	THOMAS, Brian		1-2	0-0	0-0	0 1 1	1 2	0 0 2 0	11						
31	MERCURIUS, Dinero		5-9	3-7	1-1	0 3 3	0 14	2 1 0 1	23						
33	MAHONEY, Dolan		1-1	0-0	0-0	0 0 0	1 2	0 0 0 0	2						
Team					3 4 7										
Totals			33-64	6-20	14-20	18 30 48	20 86	16 14 3 10	200						

FG % 1st Half: 14-27 51.9% 2nd half: 19-37 51.4% Game: 33-64 51.6%  
 3FG % 1st Half: 4-7 57.1% 2nd half: 2-13 15.4% Game: 6-20 30.0%  
 FT % 1st Half: 8-10 80.0% 2nd half: 6-10 60.0% Game: 14-20 70.0%

Deadball Rebounds 3,2

### Siena 53 • 0-2

#	Player		Total		3-Ptr		Rebounds			PF	TP	A	TO	Blk	Stl	Min
			FG-FGA	FG-FGA	FT-FTA	Off	Def	Tot								
15	Odoro, Prince	f	2-12	0-0	3-6	1	2	3	3	7	2	0	1	0	0	27
32	Fisher, Evan	f	2-5	0-0	0-0	3	2	5	3	4	0	1	0	0	0	25
05	Smithen, Kadeem	g	2-5	1-1	0-0	2	4	6	0	5	0	1	0	1	0	27
21	Shivers, Ahsante	g	2-6	1-2	1-3	2	1	3	2	6	1	2	0	1	1	25
25	Clareth, Nico	g	3-12	0-5	0-0	0	1	1	3	6	0	4	1	1	1	23
02	Bentley, Christian		0-0	0-0	1-2	0	0	0	0	1	0	0	0	0	0	4
11	Huerter, Jr., Thomas		1-1	0-0	0-0	1	3	4	3	2	1	0	0	0	0	11
12	Diamond, Ben		0-0	0-0	0-0	0	0	0	0	0	0	1	0	0	0	1
13	Richard, Khalil		4-10	1-3	3-4	1	1	2	1	12	0	2	0	1	1	26
20	Penn, Roman		0-2	0-1	0-0	1	0	1	0	0	1	0	0	0	2	7
23	Horn, Jordan		3-7	0-3	0-0	2	1	3	0	6	1	0	0	0	0	14
34	Degnan, Kevin		0-1	0-0	2-2	0	0	0	0	2	0	1	0	0	0	4
35	Friday, Sammy		0-2	0-0	2-4	2	0	2	0	2	1	1	2	0	0	16
Team						2	1	3				1				
Totals			19-63	3-15	12-21	17	16	33	15	53	7	14	4	7	7	200
FG % 1st Half: 11-32			34.4%	2nd half: 8-31	25.8%	Game: 19-63			30.2%							
3FG % 1st Half: 3-10			30.0%	2nd half: 0-5	0.0%	Game: 3-15			20.0%							
FT % 1st Half: 2-4			50.0%	2nd half: 10-17	58.8%	Game: 12-21			57.1%	Deadball Rebounds 4						



# G5 vs. DENVER

## Denver 71 • 1-3

#	Player	Total		3-Ptr		Rebounds			PF	TP	A	TO	Blk	Stl	Min
		FG-FGA	FG-FGA	FT-FTA	Off Def Tot	PF	TP	A TO Blk Stl Min							
00	Ade Murkey	* 1-3	0-0	0-0	2 2 4	3	2	5 0 1 0	32						
02	Joe Rosga	* 4-11	1-7	0-0	0 2 2	0	9	4 4 0 1	37						
05	Jake Pemberton	* 5-8	3-4	2-2	0 3 3	2	15	1 3 0 1	36						
11	Jake Krafka	* 3-5	0-2	0-0	1 1 2	4	6	1 4 0 0	19						
44	Daniel Amigo	* 7-13	1-3	3-6	2 8 10	5	18	2 2 0 1	29						
03	Elvin Rodriguez	1-4	0-1	5-7	0 1 1	2	7	0 1 0 0	11						
10	Jake Holtzmann	0-1	0-1	0-0	0 1 1	0	0	1 0 0 0	4						
24	Christian Mackey	5-6	0-0	0-0	3 3 6	4	10	0 1 0 0	17						
32	Abiola Akintola	2-4	0-0	0-1	1 1 2	2	4	0 0 0 2	15						
Team					3 0 3			1							
Totals		28-55	5-18	10-16	12 22 34	22	71	14 16 1 5	200						

FG % 1st Half: 13-24 54.2% 2nd half: 15-31 48.4% Game: 28-55 50.9% Deadball Rebounds 2  
3FG % 1st Half: 3-10 30.0% 2nd half: 2-8 25.0% Game: 5-18 27.8%  
FT % 1st Half: 3-7 42.9% 2nd half: 7-9 77.8% Game: 10-16 62.5%

## FGCU 79 • 3-2

#	Player	Total		3-Ptr		Rebounds			PF	TP	A	TO	Blk	Stl	Min
		FG-FGA	FG-FGA	FT-FTA	Off Def Tot	PF	TP	A TO Blk Stl Min							
00	GOODWIN, Brandon	* 5-12	3-9	3-4	0 4 4	1	16	3 2 0 1	34						
05	JOHNSON, Zach	* 5-9	3-5	7-9	0 2 2	3	20	1 1 0 4	31						
11	TERRELL, Christian	* 5-11	2-6	4-5	0 4 4	0	16	5 4 0 0	33						
15	DOYLE, Ricky	* 0-0	0-0	1-2	0 2 2	4	1	1 1 1 2	13						
32	SIMMONS, Antravious	* 2-4	0-0	0-0	0 1 1	3	4	0 0 1 0	14						
03	ROGERS, Darnell	0-3	0-2	0-0	1 0 1	1	0	3 0 0 0	13						
13	SCOTT Jr, RaySean	7-8	0-0	1-1	5 3 8	2	15	0 0 1 0	26						
21	ERNST, Brady	1-2	0-0	2-2	1 0 1	1	4	0 0 1 1	18						
23	CARLYLE, Christian	1-5	1-2	0-0	1 0 1	2	3	3 1 0 0	18						
31	MERCURIUS, Dinero	0-0	0-0	0-0	0 0 0	0	0	0 0 0 0	0+						
Team					1 3 4										
Totals		26-54	9-24	18-23	9 19 28	17	79	16 9 4 8	200						

FG % 1st Half: 14-28 50.0% 2nd half: 12-26 46.2% Game: 26-54 48.1% Deadball Rebounds 2  
3FG % 1st Half: 5-15 33.3% 2nd half: 4-9 44.4% Game: 9-24 37.5%  
FT % 1st Half: 2-4 50.0% 2nd half: 16-19 84.2% Game: 18-23 78.3%

Officials: Landon Brandes (R), Christopher Merlo, Kenny Totten

Technical fouls: Denver-None. FGCU-None.

Attendance: 3517

Homewood Suites FGCU Shootout: Game 2

FGCU Ranked #13 In CollegeInsider.com Mid Major Top 25

Score by periods	1st	2nd	Total
Denver	32	39	71
FGCU	35	44	79

Points	In Paint	Off T/O	2nd Chance	Fast Break	Bench
DENMBB	32	7	14	2	21
FGCU	35	24	11	7	22

Last FG - DENMBB 2nd-00:22, FGCU 2nd-00:13.  
Largest lead - DENMBB by 4 1st-16:35, FGCU by 10 2nd-00:10.  
DENMBB led for 04:06. FGCU led for 29:15. Game was tied for 06:39.

Score tied - 7 times.  
Lead changed - 10 times.

# G7 vs. ST. FRANCIS BROOKLYN

## St. Francis Brooklyn 51 • 1-5

#	Player	Total		3-Ptr		Rebounds			PF	TP	A	TO	Blk	Stl	Min
		FG-FGA	FG-FGA	FT-FTA	Off Def Tot	PF	TP	A TO Blk Stl Min							
00	DUNN, Rasheem	* 5-11	0-3	0-0	0 2 2	1	10	1 3 0 1	29						
10	SANABRIA, Glenn	* 1-6	0-3	0-0	0 1 1	1	2	1 0 0 1	22						
11	NURSE, Josh	* 1-1	0-0	1-2	1 4 5	4	3	2 2 1 0	22						
14	JORDAN, Jalen	* 3-8	2-5	1-2	0 1 1	0	9	0 1 0 0	28						
33	LASIC, Jago	* 0-1	0-0	0-0	0 1 1	0	0	0 1 0 0	4						
02	HAWKINS, Chauncey	0-1	0-1	1-3	0 1 1	2	1	1 1 0 0	15						
04	OLAFSSON, Gunnar	1-1	0-0	0-0	0 1 1	1	2	0 1 0 0	4						
05	EVANS, Yaradyah	1-4	0-2	2-3	0 4 4	1	4	0 1 0 0	20						
13	WILLIAMS, Keon	0-1	0-1	1-2	0 1 1	0	1	0 0 0 0	6						
15	NICHOLAS, Josh	2-5	0-2	0-0	0 0 0	1	4	0 0 0 1	17						
20	JOHNSON, Cori	3-7	0-0	2-4	1 3 4	1	8	0 1 0 0	18						
23	PORTER, Darelle	2-6	2-4	1-2	1 1 2	5	7	0 2 1 2	13						
24	HARRIS, Sam	0-0	0-0	0-0	0 0 0	0	0	0 0 0 0	1						
40	BECKFORD, Bryant	0-0	0-0	0-0	0 0 0	0	0	0 0 0 0	1						
Team					1 2 3			1							
Totals		19-52	4-21	9-18	4 22 26	17	51	5 14 3 6	200						

FG % 1st Half: 7-26 26.9% 2nd half: 12-26 46.2% Game: 19-52 36.5% Deadball Rebounds 7  
3FG % 1st Half: 0-11 0.0% 2nd half: 4-10 40.0% Game: 4-21 19.0%  
FT % 1st Half: 4-7 57.1% 2nd half: 5-11 45.5% Game: 9-18 50.0%

## FGCU 75 • 5-2

#	Player	Total		3-Ptr		Rebounds			PF	TP	A	TO	Blk	Stl	Min
		FG-FGA	FG-FGA	FT-FTA	Off Def Tot	PF	TP	A TO Blk Stl Min							
00	GOODWIN, Brandon	* 2-13	1-4	0-0	0 4 4	1	5	2 2 0 0	27						
05	JOHNSON, Zach	* 3-12	0-1	2-2	0 4 4	0	8	3 1 0 3	28						
11	TERRELL, Christian	* 7-10	2-2	4-4	1 2 3	0	20	0 2 0 0	30						
13	SCOTT Jr, RaySean	* 3-3	0-0	1-1	2 8 10	2	7	2 0 1 0	19						
15	DOYLE, Ricky	* 5-7	0-0	0-0	1 1 2	3	10	3 1 0 1	18						
02	KO, Joshua	0-1	0-0	0-0	0 0 0	0	0	0 0 0 0	4						
03	ROGERS, Darnell	1-2	0-0	1-2	0 0 0	1	3	1 3 0 0	12						
20	McADOO, Ryan	0-0	0-0	0-2	0 1 1	0	0	0 1 0 0	2						
21	ERNST, Brady	0-1	0-0	3-4	0 0 0	1	3	0 0 0 0	19						
23	CARLYLE, Christian	1-3	0-0	2-2	0 3 3	3	4	2 0 0 0	19						
32	SIMMONS, Antravious	7-9	0-0	1-2	4 3 7	4	15	2 1 0 0	20						
33	MAHONEY, Dolan	0-0	0-0	0-0	0 0 0	0	0	0 0 0 0	2						
Team					4 5 9										
Totals		29-61	3-7	14-19	12 31 43	15	75	15 11 1 4	200						

FG % 1st Half: 15-35 42.9% 2nd half: 14-26 53.8% Game: 29-61 47.5% Deadball Rebounds 3  
3FG % 1st Half: 2-6 33.3% 2nd half: 1-1 100.0% Game: 3-7 42.9%  
FT % 1st Half: 3-4 75.0% 2nd half: 11-15 73.3% Game: 14-19 73.7%

Officials: Landon Brandes (R), Steven Anderson, Andy Nagy

Technical fouls: St. Francis Brooklyn-None. FGCU-None.

Attendance: 2929

Homewood Suites FGCU Shootout: Game 6

FGCU Ranked #13 In CollegeInsider.com Top 25

Score by periods	1st	2nd	Total
St. Francis Brooklyn	18	33	51
FGCU	35	40	75

Points	In Paint	Off T/O	2nd Chance	Fast Break	Bench
SFBK	24	8	3	7	27
FGCU	48	11	16	13	25

Last FG - SFBK 2nd-01:03, FGCU 2nd-03:39.  
Largest lead - SFBK None, FGCU by 28 2nd-02:44.  
SFBK led for 00:00. FGCU led for 39:04. Game was tied for 00:56.

Score tied - 0 times.  
Lead changed - 0 times.

# G6 vs. NAVY

## Navy 54 • 4-3

#	Player	Total		3-Ptr		Rebounds			PF	TP	A	TO	Blk	Stl	Min
		FG-FGA	FG-FGA	FT-FTA	Off Def Tot	PF	TP	A TO Blk Stl Min							
01	Lacey, Tom	* 3-5	0-0	4-5	0 3 3	3	10	0 2 0 0	21						
02	Abdullah, Hasan	* 1-6	1-4	1-2	0 2 2	3	4	1 4 0 2	28						
14	Dulin, Bryce	* 6-13	1-5	0-1	3 1 4	2	13	1 1 0 2	32						
20	Anderson, Shawn	* 5-11	0-2	3-4	0 4 4	2	13	1 1 0 1	29						
40	Wleck, Evan	* 2-3	0-0	0-0	2 1 3	2	4	0 1 0 0	24						
00	Fox, Nourse	0-2	0-1	0-0	1 0 1	1	0	0 0 0 0	1						
05	Pearson, Ryan	0-3	0-2	0-0	0 0 0	1	0	0 0 0 0	7						
10	Mathis, JR	0-1	0-1	0-0	0 0 0	0	0	0 0 0 0	4						
21	Kiernan, George	0-7	0-2	0-0	3 1 4	0	0	0 1 0 0	19						
22	Davis, Cam	0-3	0-1	0-0	0 0 0	0	0	0 0 0 0	12						
23	Lewis, Mo	2-2	0-0	4-4	0 0 0	1	8	0 0 0 1	8						
41	Riemersma, Tyler	1-2	0-0	0-0	0 0 0	0	2	0 0 0 1	8						
Team					1 3 4										
Totals		20-58	2-18	12-16	10 15 25	15	54	3 10 0 8	200						

FG % 1st Half: 10-32 31.3% 2nd half: 10-26 38.5% Game: 20-58 34.5% Deadball Rebounds 1  
3FG % 1st Half: 2-11 18.2% 2nd half: 0-7 0.0% Game: 2-18 11.1%  
FT % 1st Half: 4-4 100.0% 2nd half: 8-12 66.7% Game: 12-16 75.0%

## FGCU 70 • 4-2

#	Player	Total		3-Ptr		Rebounds			PF	TP	A	TO	Blk</
---	--------	-------	--	-------	--	----------	--	--	----	----	---	----	-------



# G9 vs. MIDDLE TENNESSEE

## Middle Tennessee 81 • 5-1

#	Player	Total		3-Ptr		Rebounds			PF	TP	A	TO	Blk	Stl	Min
		FG-FGA	FG-FGA	FT-FTA	FT-FTA	Off	Def	Tot							
01	WALTERS, Brandon	f	4-6	0-0	4-5	2	2	4	2	12	1	3	1	0	29
05	KING, Nick	f	11-21	0-1	10-14	4	7	11	1	32	4	2	0	0	37
00	DIXON, Tyrik	g	1-3	1-1	1-1	0	7	7	4	4	3	1	0	0	28
11	SIMPSON, Edward	g	0-4	0-3	0-0	0	1	1	2	0	2	2	1	1	26
20	POTTS, Giddy	g	4-13	2-7	0-0	2	1	3	4	10	3	3	0	4	26
03	SIMS, Donovan		0-0	0-0	0-0	0	1	1	0	0	0	1	0	0	4
04	HAWTHORNE, James		1-1	0-0	0-0	0	0	0	4	2	0	1	0	0	4
12	SHELTON-SZMIDT, Th.		2-4	1-2	0-0	1	2	3	1	5	0	0	0	0	10
21	SIMMONS, David		4-6	0-1	3-4	3	2	5	5	11	1	3	0	1	26
25	GAMBLE, Karl		2-2	0-0	1-1	0	1	1	0	5	0	2	0	0	10
Team						3	3	6							
Totals			29-60	4-15	19-25	15	27	42	23	81	14	18	2	6	200
FG % 1st Half: 13-31		41.9%	2nd half: 16-29		55.2%	Game: 29-60		48.3%	Deadball						
3FG % 1st Half: 3-6		50.0%	2nd half: 1-1		0.0%	Game: 4-15		26.7%	Rebounds						
FT % 1st Half: 6-9		66.7%	2nd half: 13-16		81.3%	Game: 19-25		76.0%	1						

## FGCU 76 • 6-3

#	Player	Total		3-Ptr		Rebounds			PF	TP	A	TO	Blk	Stl	Min
		FG-FGA	FG-FGA	FT-FTA	FT-FTA	Off	Def	Tot							
32	SIMMONS, Antravious	f	2-5	0-0	0-0	0	4	4	5	4	0	2	0	0	25
00	GOODWIN, Brandon	g	8-17	3-7	7-9	2	4	6	1	26	3	1	0	2	38
05	JOHNSON, Zach	g	2-7	0-1	3-4	0	2	2	4	7	4	3	0	2	23
11	TERRELL, Christian	g	2-4	0-1	3-5	1	7	8	2	7	5	2	0	2	31
23	CARLYLE, Christian	g	6-9	0-1	6-7	1	1	2	5	18	0	2	0	2	37
03	ROGERS, Darnell		0-1	0-1	0-0	0	0	0	0	0	0	0	0	0	2
13	SCOTT Jr, RaySean		0-0	0-0	0-0	2	1	3	4	0	2	2	1	0	10
21	ERNST, Brady		1-1	0-0	0-1	0	0	0	1	2	0	0	0	0	11
31	MERCURIUS, Dinero		4-8	4-6	0-1	1	0	1	0	12	0	3	0	0	23
Team						0	2	2							
Totals			25-52	7-17	19-27	7	21	28	22	76	14	15	1	8	200
FG % 1st Half: 12-24		50.0%	2nd half: 13-28		46.4%	Game: 25-52		48.1%	Deadball						
3FG % 1st Half: 2-6		33.3%	2nd half: 5-11		45.5%	Game: 7-17		41.2%	Rebounds						
FT % 1st Half: 5-6		83.3%	2nd half: 14-21		66.7%	Game: 19-27		70.4%	1						

Officials: Jason Baker (R), Mick Fieldbinder, Christopher Ford  
 Technical fouls: Middle Tennessee-None. FGCU-None.  
 Attendance: 3931  
 FGCU Ranked #13 CollegeInsider.com Mid-Major Top 25

Score by periods	1st	2nd	Total
Middle Tennessee	34	47	81
FGCU	31	45	76

Last FG - MT 2nd-01:48, FGCU 2nd-01:35.  
 Largest lead - MT by 16 2nd-11:58, FGCU by 12 1st-15:43.  
 MT led for 27:57, FGCU led for 11:33. Game was tied for 00:30.  
 Score tied - 1 time.  
 Lead changed - 3 times.

# G11 @ rv UT ARLINGTON

## FGCU 85 • 7-4

#	Player	Total		3-Ptr		Rebounds			PF	TP	A	TO	Blk	Stl	Min
		FG-FGA	FG-FGA	FT-FTA	FT-FTA	Off	Def	Tot							
00	GOODWIN, Brandon	*	7-17	1-3	8-9	2	3	5	2	23	8	3	0	2	36
05	JOHNSON, Zach	*	5-12	1-5	2-5	0	5	5	3	13	2	8	0	2	36
11	TERRELL, Christian	*	6-8	4-5	0-0	1	4	5	1	16	3	4	0	1	38
13	SCOTT Jr, RaySean	*	1-2	0-1	2-2	1	3	4	4	4	0	1	1	1	17
32	SIMMONS, Antravious	*	1-3	0-0	0-0	1	3	4	3	2	0	1	0	0	10
15	DOYLE, Ricky		2-2	0-0	0-0	2	0	2	4	4	1	0	0	1	15
21	ERNST, Brady		0-0	0-0	0-0	0	4	4	2	0	0	0	0	0	13
23	CARLYLE, Christian		2-2	1-1	2-2	0	0	0	3	7	0	3	0	1	16
31	MERCURIUS, Dinero		4-5	3-4	5-5	0	1	1	1	16	0	2	0	1	19
Team						2	0	2							
Totals			28-51	10-19	19-23	9	23	32	23	85	14	24	1	9	200
FG % 1st Half: 14-27		51.9%	2nd half: 14-24		58.3%	Game: 28-51		54.9%	Deadball						
3FG % 1st Half: 6-11		54.5%	2nd half: 10-19		52.6%	Game: 10-19		52.6%	Rebounds						
FT % 1st Half: 3-5		60.0%	2nd half: 16-18		88.9%	Game: 19-23		82.6%	1						

## rv UT Arlington 78 • 7-3

#	Player	Total		3-Ptr		Rebounds			PF	TP	A	TO	Blk	Stl	Min
		FG-FGA	FG-FGA	FT-FTA	FT-FTA	Off	Def	Tot							
25	Hervey, Kevin	f	8-18	4-6	5-9	4	6	10	2	25	3	6	1	1	34
13	Hamilton, Johnny	c	4-6	0-0	2-2	2	4	6	2	10	1	0	0	0	17
01	Neal, Erick	g	4-11	4-10	3-4	0	2	2	3	15	1	0	1	4	25
03	Hawkins, Nathan	g	4-8	1-3	1-1	1	0	1	3	10	3	2	0	2	35
05	Wilson, Kaelon	g	4-7	2-3	0-0	1	1	2	1	10	0	6	0	0	34
02	Bryant, DJ		0-0	0-0	0-0	0	0	0	1	0	2	2	0	1	15
04	Turner, Davion		1-3	0-2	0-0	1	1	2	1	2	0	1	1	0	13
20	Harris, Julian		2-3	0-0	2-3	0	1	1	4	6	0	1	0	0	14
22	Kabadyundi, Link		0-0	0-0	0-0	0	2	2	1	0	0	1	0	0	7
23	Clarke, Mairega		0-1	0-1	0-0	0	0	0	0	0	0	0	0	0	6
Team						2	0	2							
Totals			27-57	11-25	13-19	11	17	28	18	78	14	21	2	8	200
FG % 1st Half: 12-28		42.9%	2nd half: 15-29		51.7%	Game: 27-57		47.4%	Deadball						
3FG % 1st Half: 5-12		41.7%	2nd half: 6-13		46.2%	Game: 11-25		44.0%	Rebounds						
FT % 1st Half: 3-4		75.0%	2nd half: 10-15		66.7%	Game: 13-19		68.4%	2						

Officials: Brent Dugas, Coy Gammon, John Dillon  
 Technical fouls: FGCU-GOODWIN, Brandon. rv UT Arlington-Hervey, Kevin;  
 Hamilton, Johnny; Turner, Davion.  
 Attendance: 2635

Score by periods	1st	2nd	Total
FGCU	37	48	85
rv UT Arlington	32	46	78

Last FG - FGCU 2nd-00:51, UTA 2nd-00:13.  
 Largest lead - FGCU by 19 2nd-10:01, UTA by 7 1st-11:24.  
 FGCU led for 28:02, UTA led for 08:21. Game was tied for 03:30.  
 Score tied - 3 times.  
 Lead changed - 6 times.

One of the best road wins in program history; UTA entered the game with an RPI of 42 and a 21-game homecourt winning streak.

#DunkCity

# G10 vs. FAU

## FAU 92 • 5-3

#	Player		Total		3-Ptr		Rebounds			PF	TP	A	TO	Blk	Stl	Min
			FG-FGA	FG-FGA	FT-FTA	Off	Def	Tot								
05	Pfister, William	f	0-2	0-0	0-0	3	1	4	5	0	1	1	0	0	16	
15	Ingram, Jaily	f	2-7	0-1	5-8	3	4	7	3	9	0	1	2	1	35	
33	Delph, Ronald	c	8-14	0-0	3-5	2	6	8	3	19	1	0	2	0	34	
03	Adger, Anthony	g	3-7	1-3	3-3	1	1	2	2	10	2	1	0	0	21	
14	Troutman, Gerdarius	g	4-10	3-6	3-3	0	3	3	1	14	0	1	0	2	32	
00	Hulsey, Payton		7-13	1-2	4-5	1	3	4	3	19	3	0	0	1	27	
01	Perry, Je'Quan		0-0	0-0	0-0	0	0	0	0	0	0	0	0	0	3	
02	Massey, Justin		5-10	4-9	7-9	0	0	0	1	21	1	2	0	0	29	
32	Smith, Amir		0-1	0-0	0-0	0	1	1	2	0	0	1	0	0	3	
Team						3	5	8								
Totals			29-64	9-21	25-33	13	24	37	20	92	8	7	4	4	200	
FG % 1st Half: 11-32			34.4%	2nd half: 18-32		56.3%	Game: 29-64		45.3%	Deadball						
3FG % 1st Half: 3-8			37.5%	2nd half: 6-13		46.2%	Game: 9-21		42.9%	Rebounds						
FT % 1st Half: 9-12			75.0%	2nd half: 16-21		76.2%	Game: 25-33		75.8%	3						





## G13 @ FIU

### FGCU 88 • 7-6

#	Player	Total		3-Ptr		Rebounds			PF	TP	A	TO	Blk	Stl	Min
		FG-FGA	FG-FGA	FT-FTA	Off Def Tot	PF	TP	A TO Blk Stl Min							
00	GOODWIN, Brandon	* 8-14	2-6	6-10	4 5 9	2	24	8 5 0 2	38						
05	JOHNSON, Zach	* 3-9	2-6	4-4	0 2 2	5	12	3 3 0 1	35						
11	TERRELL, Christian	* 5-14	5-11	3-4	0 7 7	4	18	1 4 1 0	32						
24	GILMORE, Michael	* 1-3	0-2	0-0	0 4 4	5	2	1 3 2 0	17						
32	SIMMONS, Antravious	* 4-5	0-0	4-7	3 5 8	4	12	3 2 0 0	25						
13	SCOTT Jr, RaySean	* 3-5	0-0	2-2	4 5 9	4	8	0 0 0 1	22						
15	DOYLE, Ricky	* 0-0	0-0	0-0	0 1 1	0	0	0 1 0 0	2						
21	ERNST, Brady	* 2-3	0-0	0-0	0 1 1	3	4	0 0 1 1	10						
31	MERCURIUS, Dinero	* 3-8	2-7	0-0	2 0 2	2	8	1 0 0 0	19						
Team					0 0 0			1							
Totals		29-61	11-32	19-27	13 30 43	29	88	17 19 4 5	200						
FG % 1st Half: 14-23 60.9% 2nd half: 15-38 39.5% Game: 29-61 47.5%															
3FG % 1st Half: 6-12 50.0% 2nd half: 5-20 25.0% Game: 11-32 34.4%															
FT % 1st Half: 9-10 90.0% 2nd half: 10-17 58.8% Game: 19-27 70.4%															
Deadball Rebounds 6															

### FIU 91 • 6-6

#	Player	Total		3-Ptr		Rebounds			PF	TP	A	TO	Blk	Stl	Min
		FG-FGA	FG-FGA	FT-FTA	Off Def Tot	PF	TP	A TO Blk Stl Min							
03	JACOB, Trejon	* 13-19	7-11	5-11	0 2 2	3	38	0 4 0 2	34						
04	BEARD JR., Brian	* 8-16	0-3	8-13	1 5 6	4	24	7 2 0 5	35						
05	LOCKETT, Eric	* 2-7	1-1	6-6	2 3 5	1	11	4 1 0 2	38						
10	HUSSEIN, Hassan	* 2-5	0-1	0-0	0 3 3	4	4	0 1 0 0	21						
32	HARVEY, Jay	* 1-1	0-0	0-2	1 0 1	0	2	0 1 0 0	27						
01	BANKS, Isiah	* 0-0	0-0	0-0	0 0 0	0	0	0 0 0 0	3						
02	VEIRA, Cordell	* 0-1	0-1	1-2	0 0 0	3	1	1 0 0 0	5						
23	WHITAKER, Ronald	* 0-0	0-0	0-0	0 0 0	1	0	0 1 0 0	5						
31	DOUGLAS, Michael	* 0-2	0-0	7-10	0 4 4	1	7	0 0 1 0	20						
34	OSAGHAIE, Osasumwen	* 1-1	0-0	2-2	0 2 2	3	4	0 0 1 1	12						
Team					3 2 5			1							
Totals		27-52	8-17	29-46	7 21 28	20	91	12 11 2 10	200						
FG % 1st Half: 14-26 53.8% 2nd half: 13-26 50.0% Game: 27-52 51.9%															
3FG % 1st Half: 5-8 62.5% 2nd half: 3-9 33.3% Game: 8-17 47.1%															
FT % 1st Half: 7-8 87.5% 2nd half: 22-38 57.9% Game: 29-46 63.0%															
Deadball Rebounds 5															

Officials: Rick Crawford, Kevin Mathis, Tommy Short  
Technical fouls: FGCU-None. FIU-None.  
Attendance: 509

Score by periods	1st	2nd	Total
FGCU	43	45	88
FIU	40	51	91

Points	In	Off	2nd	Fast	Bench
FGCU	34	10	12	15	20
FIU	26	23	7	14	12

Last FG - FGCU 2nd-00:05, FIU 2nd-01:14.  
Largest lead - FGCU by 11 2nd-15:31, FIU by 9 2nd-06:39.  
FGCU led for 16:37, FIU led for 20:09. Game was tied for 03:14.

Score tied - 8 times.  
Lead changed - 7 times.

First time in Division-I program history (since 2007-08) FGCU lost when having at least a +15 advantage on the glass (43-28).

## G15 @ rv RHODE ISLAND

### FGCU 60 • 7-8

#	Player	Total		3-Ptr		Rebounds			PF	TP	A	TO	Blk	Stl	Min
		FG-FGA	FG-FGA	FT-FTA	Off Def Tot	PF	TP	A TO Blk Stl Min							
32	SIMMONS, Antravious	r 6-10	0-0	2-3	1 1 2	0	14	0 2 0 0	20						
00	GOODWIN, Brandon	g 3-9	0-2	4-5	1 3 4	2	10	2 1 0 0	33						
05	JOHNSON, Zach	g 3-9	0-2	0-0	1 1 2	3	6	1 1 0 1	31						
13	SCOTT Jr, RaySean	g 4-5	1-2	1-1	1 2 3	4	10	0 1 0 0	23						
23	CARLYLE, Christian	g 0-2	0-0	0-0	1 1 2	0	0	1 1 0 1	10						
03	ROGERS, Darnell	g 0-1	0-0	0-0	0 1 1	1	0	0 1 0 0	7						
11	TERRELL, Christian	g 3-5	1-1	0-0	0 4 4	0	7	1 4 0 1	24						
15	DOYLE, Ricky	g 3-4	0-0	3-3	0 2 2	0	9	1 0 0 0	18						
21	ERNST, Brady	g 1-1	0-0	0-0	0 1 1	2	2	0 0 0 0	8						
24	GILMORE, Michael	g 1-3	0-0	0-0	2 3 5	4	2	1 2 0 0	10						
31	MERCURIUS, Dinero	g 0-3	0-2	0-0	1 2 3	1	0	2 0 0 0	16						
Team					0 0 0										
Totals		24-52	2-9	10-12	8 21 29	17	60	9 13 0 3	200						
FG % 1st Half: 12-21 57.1% 2nd half: 12-31 38.7% Game: 24-52 46.2%															
3FG % 1st Half: 2-4 50.0% 2nd half: 0-5 0.0% Game: 2-9 22.2%															
FT % 1st Half: 6-8 75.0% 2nd half: 4-4 100.0% Game: 10-12 83.3%															
Deadball Rebounds 1															

### rv Rhode Island 80 • 8-3

#	Player	Total		3-Ptr		Rebounds			PF	TP	A	TO	Blk	Stl	Min
		FG-FGA	FG-FGA	FT-FTA	Off Def Tot	PF	TP	A TO Blk Stl Min							
34	BERRY, Andre	r 5-9	0-0	0-0	1 0 1	2	10	1 0 2 0	25						
00	MATTHEWS, E.C.	g 5-9	3-6	7-8	2 4 6	0	20	1 1 0 2	28						
11	DOWTIN, Jeff	g 3-5	2-3	3-4	0 3 3	3	11	6 1 1 0	29						
13	ROBINSON, Stanford	g 6-11	2-5	0-0	2 5 7	3	14	1 1 0 1	24						
32	TERRELL, Jared	g 5-10	2-7	6-6	0 4 4	1	18	6 1 0 0	32						
01	GARRETT, Jarvis	g 1-2	1-2	0-0	0 1 1	2	3	2 1 0 1	17						
02	RUSSELL, Fatts	g 1-3	0-2	0-0	0 2 2	0	2	0 0 0 0	14						
04	LEVITON, Will	g 0-0	0-0	0-0	0 0 0	0	0	0 0 0 0	1						
05	PRESTON, Ryan	g 0-0	0-0	0-0	0 0 0	0	0	0 0 0 0	2						
10	LANEVEINE, Cyril	g 1-3	0-0	0-3	2 1 3	4	2	0 0 1 0	13						
15	DADIKA, Eric	g 0-1	0-0	0-0	0 0 0	0	0	0 0 0 0	1						
21	LAYSARD, Mike	g 0-1	0-0	0-0	0 1 1	0	0	0 0 0 0	2						
45	AKELE, Nicola	g 0-2	0-1	0-0	0 0 0	1	0	0 0 0 0	11						
Team					3 0 3										
Totals		27-56	10-26	16-21	10 21 31	17	80	17 5 4 6	200						
FG % 1st Half: 13-31 41.9% 2nd half: 14-25 56.0% Game: 27-56 48.2%															
3FG % 1st Half: 6-17 35.3% 2nd half: 4-9 44.4% Game: 10-26 38.5%															
FT % 1st Half: 6-10 60.0% 2nd half: 10-11 90.9% Game: 16-21 76.2%															
Deadball Rebounds 3															

Officials: Michael Stephens, John Gaffney, Evan Burroughs  
Technical fouls: FGCU-None. rv Rhode Island-None.  
Attendance: 5347

Score by periods	1st	2nd	Total
FGCU	32	28	60
rv Rhode Island	38	42	80

Points	In	Off	2nd	Fast	Bench
FGCU	36	5	11	0	20
URI	26	18	14	6	7

Last FG - FGCU 2nd-01:48, URI 2nd-00:38.  
Largest lead - FGCU by 4 1st-03:15, URI by 23 2nd-02:12.  
FGCU led for 03:50, URI led for 29:11. Game was tied for 06:58.

Score tied - 8 times.  
Lead changed - 7 times.

## G14 @ #11 WICHITA STATE

### FGCU 65 • 7-7

#	Player		Total	3-Ptr	Rebounds										
			FG-FGA	FG-FGA	FT-FTA	Off	Def	Tot	PF	TP	A	TO	Blk	Stl	Min
24	GILMORE, Michael	f	1-7	1-4	0-0	3	4	7	4	3	0	2	2	2	18
32	SIMMONS, Antravious	r	0-1	0-0	0-0	2	3	5	2	0	1	0	0	1	19
00	GOODWIN, Brandon	g	9-21	1-6	1-2	3	5	8	2	20	3	3	0	1	38
05	JOHNSON, Zach	g	6-17	5-7	2-4	1	3	4	1	19	2	2	0	1	37
11	TERRELL, Christian	g	2-4	1-2	0-0	0	1	1	3	5	1	2	0	0	18
13	SCOTT Jr, RaySean		2-4	0-1	2-2	2	1	3	4	6	1	3	2	0	14
15	DOYLE, Ricky		2-4	0-0	1-2	1	3	4	2	5	1	1	2	1	19
21	ERNST, Brady		1-1	0-0	0-0	0	2	2	0	2	0	0	0	0	11
23	CARLYLE, Christian		2-6	1-1	0-0	1	1	2	5	5	0	2	0	1	16
31	MERCURIUS, Dinero		0-3	0-0	0-0	0	1	1	0	0	1	0	0	1	10
Team						1	1	2							
Totals			25-68	9-22	6-10	14	25	39	23	65	10	15	6	8	100
FG 1st Half: 12-33			36.4%	2nd half: 13-35	37.1%	Game: 25-68		36.8%	Deadball Rebound						
3FG 1st Half: 7-14			50.0%	2nd half: 4-8	25.0%	Game: 9-22		40.9%							
FT 1st Half: 2-3			66.7%	2nd half: 2-7	57.1%	Game: 6-10		60.0%							



# G17 vs. FLORIDA TECH

**Florida Tech 54 • 6-7**

#	Player	Total		3-Ptr		Rebounds			PF	TP	A	TO	Blk	Stl	Min
		FG-FGA	FG-FGA	FT-FTA	Off Def Tot	PF	TP	A TO Blk Stl							
00	DANIEL, Sam	f	3-17	1-7	0-0	4 2 6	2 7	0 2 0 2	25						
03	MILLIGAN, Michael	f	3-8	1-5	0-0	2 5 7	3 7	0 0 1 3	37						
14	COIL, Richard	c	8-11	4-6	1-3	5 7 12	4 21	0 1 1 1	31						
15	VALSSON, Valur	g	0-7	0-5	2-2	1 5 6	2 2	6 7 0 0	35						
20	MAJORS, Jordan	g	0-0	0-0	0-0	0 1 1	1 0	0 2 0 0	4						
05	WRIGHT, Darius		1-4	0-3	2-2	0 1 1	0 4	1 0 0 1	9						
13	ANDERSON, Patrick		2-12	0-4	5-6	5 1 6	2 9	4 0 0 0	32						
21	PAPAI, Mate		1-1	0-0	0-0	0 1 1	1 2	1 1 0 0	9						
35	PEFANIS, Antonis		0-1	0-1	2-2	0 1 1	2 2	1 2 0 0	18						
Team					0 1 1										
Totals			18-61	6-31	12-15	17 25 42	17 54	13 15 2 7	200						

FG % 1st Half: 8-29 27.6% 2nd half: 10-32 31.3% Game: 18-61 29.5% Deadball Rebounds 2  
 3FG % 1st Half: 2-15 13.3% 2nd half: 4-16 25.0% Game: 6-31 19.4%  
 FT % 1st Half: 5-6 83.3% 2nd half: 7-9 77.8% Game: 12-15 80.0%

**FGCU 62 • 9-8**

#	Player	Total		3-Ptr		Rebounds			PF	TP	A	TO	Blk	Stl	Min
		FG-FGA	FG-FGA	FT-FTA	Off Def Tot	PF	TP	A TO Blk Stl							
24	GILMORE, Michael	f	2-5	0-1	0-0	2 3 5	2 4	0 2 0 0	13						
32	SIMMONS, Antravious	f	1-3	0-0	2-4	1 2 3	4 4	0 1 0 0	16						
00	GOODWIN, Brandon	g	5-10	0-4	3-5	0 6 6	2 13	11 4 0 0	38						
05	JOHNSON, Zach	g	3-8	0-4	0-0	0 4 4	3 6	4 2 1 2	32						
23	CARLYLE, Christian	g	1-3	0-0	0-0	0 0 0	2 2	0 0 0 1	15						
03	ROGERS, Darnell		0-0	0-0	0-0	0 0 0	1 0	1 0 0 0	3						
11	TERRELL, Christian		4-9	1-4	1-1	2 3 5	0 10	2 2 0 1	28						
15	DOYLE, Ricky		3-4	0-0	0-0	0 3 3	3 6	0 1 1 0	15						
21	ERNST, Brady		1-1	0-0	0-2	0 2 2	0 2	0 0 1 0	11						
31	MERCURIUS, Dinero		5-12	3-8	2-2	0 3 3	0 15	0 0 0 0	29						
Team					1 1 2										
Totals			25-55	4-21	8-14	6 27 33	17 62	18 12 3 5	200						

FG % 1st Half: 13-27 48.1% 2nd half: 12-28 42.9% Game: 25-55 45.5% Deadball Rebounds 5  
 3FG % 1st Half: 1-7 14.3% 2nd half: 3-14 21.4% Game: 4-21 19.0%  
 FT % 1st Half: 5-9 55.6% 2nd half: 3-5 60.0% Game: 8-14 57.1%

Officials: Landon Brandes, Josue Nieves, Shane Land  
 Technical fouls: Florida Tech-DANIEL, Sam. FGCU-None.  
 Attendance: 2904

Score by periods	1st	2nd	Total
Florida Tech	23	31	54
FGCU	32	30	62

	In	Off	2nd	Fast
Points	Paint	T/O	Chance	Break
FGCU	20	15	16	0
	38	16	4	10
				33

Last FG - FITM 2nd-02:43, FGCU 2nd-00:52.  
 Largest lead - FITM by 2 1st-14:58, FGCU by 13 07:47.  
 FITM led for 00:57, FGCU led for 33:09. Game was tied for 05:54.

Score tied - 4 times.  
 Lead changed - 4 times.

# G19 vs. USC UPSTATE

**USC Upstate 58 • 5-14, 0-2 ASUN**

#	Player	Total		3-Ptr		Rebounds			PF	TP	A	TO	Blk	Stl	Min
		FG-FGA	FG-FGA	FT-FTA	Off Def Tot	PF	TP	A TO Blk Stl							
00	MOORE, Malik	f	4-8	1-2	1-1	3 2 5	4 10	2 5 0 1	23						
04	THOMPSON, Ramel	f	0-6	0-3	1-4	1 7 8	2 1	0 1 2 0	25						
05	DIGGS, Avery	c	5-7	0-0	2-2	1 5 6	4 12	1 2 1 0	26						
01	CUNNINGHAM, Mike	g	3-14	2-9	0-0	2 2 4	1 8	2 1 0 1	31						
03	SPAN, Jure	g	4-11	3-7	0-0	0 3 3	2 11	5 1 0 2	32						
11	HOLMES, Deion		2-6	0-3	0-0	1 0 1	1 4	0 1 0 0	19						
13	SMITH, Carson		2-8	0-3	0-1	1 1 2	1 4	0 0 0 0	29						
15	WELCH, Pat		0-1	0-1	0-0	0 0 0	0 0	0 0 0 0	3						
23	BOOKER, Thomas		2-5	2-3	2-2	0 0 0	0 8	0 1 0 1	12						
Team					3 3 6										
Totals			22-66	8-31	6-10	12 23 35	15 58	10 12 3 6	200						

FG % 1st Half: 6-31 19.4% 2nd half: 16-35 45.7% Game: 22-66 33.3% Deadball Rebounds 1  
 3FG % 1st Half: 3-13 23.1% 2nd half: 5-18 27.8% Game: 8-31 25.8%  
 FT % 1st Half: 2-4 50.0% 2nd half: 4-6 66.7% Game: 6-10 60.0%

**FGCU 75 • 11-8, 2-0 ASUN**

#	Player	Total		3-Ptr		Rebounds			PF	TP	A	TO	Blk	Stl	Min
		FG-FGA	FG-FGA	FT-FTA	Off Def Tot	PF	TP	A TO Blk Stl							
15	DOYLE, Ricky	f	4-8	0-0	3-4	1 4 5	2 11	2 1 1 1	20						
00	GOODWIN, Brandon	g	3-7	0-1	1-2	0 9 9	0 7	3 0 0 0	28						
05	JOHNSON, Zach	g	8-11	1-2	0-0	0 2 2	0 17	6 3 0 0	29						
11	TERRELL, Christian	g	3-7	1-4	0-0	1 6 7	1 7	4 0 0 0	26						
31	MERCURIUS, Dinero	g	5-10	3-7	0-0	1 1 2	2 13	0 0 0 0	19						
02	KO, Joshua		0-2	0-1	0-0	0 0 0	0 0	0 0 0 0	4						
03	ROGERS, Darnell		0-2	0-1	0-0	1 0 1	0 0	0 0 0 0	5						
13	SCOTT Jr, RaySean		3-6	1-1	0-4	1 5 6	1 7	0 1 0 0	18						
20	McADOO, Ryan		0-1	0-0	0-0	0 0 0	0 0	0 0 0 0	3						
21	ERNST, Brady		0-1	0-0	0-0	0 2 2	3 0	2 0 0 0	7						
23	CARLYLE, Christian		1-1	0-0	0-0	1 0 1	1 2	0 2 0 0	16						
24	GILMORE, Michael		3-5	0-0	1-2	1 1 2	1 7	0 1 0 0	12						
30	THOMAS, Brian		2-4	0-0	0-0	3 3 6	1 4	0 1 0 0	10						
33	MAHONEY, Dolan		0-0	0-0	0-0	0 0 0	1 0	0 1 0 0	3						
Team					2 2 4										
Totals			32-65	6-18	5-12	12 35 47	13 75	17 11 1 5	200						

FG % 1st Half: 14-28 50.0% 2nd half: 18-37 48.6% Game: 32-65 49.2% Deadball Rebounds 5  
 3FG % 1st Half: 6-11 54.5% 2nd half: 0-7 0.0% Game: 6-18 33.3%  
 FT % 1st Half: 4-10 40.0% 2nd half: 1-2 50.0% Game: 5-12 41.7%

Officials: K.B. Burdett Jr. (R), Jon Broska, Eric Mims  
 Technical fouls: USC Upstate-None. FGCU-None.  
 Attendance: 3663

Score by periods	1st	2nd	Total
USC Upstate	17	41	58
FGCU	38	37	75

	In	Off	2nd	Fast
Points	Paint	T/O	Chance	Break
UPST	22	11	14	9
FGCU	40	13	6	20
				20

Last FG - UPST 2nd-00:07, FGCU 2nd-02:18.  
 Largest lead - UPST by 3 1st-16:53, FGCU by 29 2nd-04:52.  
 UPST led for 03:41, FGCU led for 34:08. Game was tied for 02:11.

Score tied - 1 time.  
 Lead changed - 2 times.

**Stetson 52 • 8-9, 0-1 ASUN**

#	Player	Total		3-Ptr		Rebounds			PF	TP	A	TO	Blk	Stl	Min
		FG-FGA	FG-FGA	FT-FTA	Off Def Tot	PF	TP	A TO Blk Stl							
14	DENNIS, Larry	f	0-2	0-0	1-2	1 1 2	1 1	0 2 0 0	16						
03	GLASFORD, B.J.	g	3-10	2-5	0-0	1 0 1	1 8	0 3 0 0	23						
04	MYLES, Divine	g	6-13	1-5	2-2	0 5 5	1 15	7 3 0 2	35						
05	RIVERA, Angel		0-4	0-2	0-0	0 1 1	2 0	2 2 0 0	18						
33	DOYLE, Luke	g	4-6	3-4	0-0	1 1 2	0 11	0 0 0 0	22						
00	JONES, Christiaan		1-4	1-4	0-0	0 0 0	0 3	1 0 0 0	19						
01	MATTHEWS, Keith		1-2	0-1	1-1	0 1 1	2 3	0 1 0 0	11						
02	McKEYTHON, Raine		0-4	0-1	0-0	0 1 1	0 0	0 0 0 0	3						
10	ANINYE, Kenny		0-2	0-2	0-0	0 0 0	3 0	0 0 0 0	18						
23	IYIOLA, Abayomi		4-8	0-1	3-4	2 3 5	3 11	0 0 0 0	17						
32	WEBB, Adam		0-0	0-0	0-0	0 0 0	1 0	0 0 0 0	4						
35	GOODMAN, Leo		0-5	0-3	0-0	1 0 1	0 0	0 0 0 0	14						
Team					2 0 2										
Totals			19-60	7-28	7-9	8 13 21	14 52	10 12 0 6	200						

FG % 1st Half: 9-32 28.1% 2nd half: 10-28 35.7% Game: 19-60 31.7% Deadball Rebounds 1  
 3FG % 1st Half: 3-14 21.4% 2nd half: 4-14 28.6% Game: 7-28 25.0%  
 FT % 1st Half: 2-2 100.0% 2nd half: 5-7 71.4% Game: 7-9 77.8%

**FGCU 90 • 10-8, 1-0 ASUN**

#	Player		Total		3-Ptr		Rebounds			PF	TP	A	TO	Blk	Stl	Min
			FG-FGA	FG-FGA	FT-FTA	Off	Def	Total								
15	DOYLE, Ricky	f	1-1	0-0	2-2	0	3	3	3	4	0	1	1	0	11	
31	MERCURY, Dinero	f	4-6	3-5	2-2	0	0	0	3	13	0	0	0	0	23	
0	GOODWIN, Brandon	g	6-8	1-2	5-6	1	6	7	2	18	4	0	3	3	23	
0	JOHNSON, Zach	f	7-11	5-7	0-0	0	4	4	1	19	3	3	0	2	27	
1	TERRELL, Christian	g	4-6	1-3	0-0	1	4	5	0	9	6	2	0	0	21	
02	KO, Joshua	f	0-1	0-1	0-0	0	1	1	0	0	0	2	0	0	3	
03	ROGERS, Darnell	f	0-2	0-2	0-0	0	0	0	0	0	0	0	0	0	9	
13	SCOTT Jr, RaySean	f	2-3	0-1	0-0	1	4	5	1	4	1	0	1	0	13	
20	McADOO, Ryan	f	0-1	0-0	0-0	0	0	0	0	0	0	0	0	0	3	
21	ERNST, Brady	f	0-1	0-0	2-2	0	1	1	1	2	0	1	0	0	12	
23	CARLYLE, Christian	f	3-4	2-2	2-2	0	3	3	1	10	3	0	0	0	22	
24	GILMORE, Michael	f	1-3	0-1	5-5	2	1	3	1	7	1	1	0	1	13	
30	THOMAS, Brian	f	2-3	0-0	0-0	3	5	8	2	4	0	3	1	1	17	
33	MAHONEY, Dolan	f	0-0	0-0	0-0	0	0	0	0	0	0	0	0	0	3	
	Team					0	2	2								
	Totals		30-50	12-24	18-20	8	34	42	15	90	18	17	3	7	200	



2017-18 #DunkCity Basketball  
FGCU Combined Team Statistics (as of Jan 11, 2018)  
All games



RECORD:	OVERALL	HOME	AWAY	NEUTRAL
ALL GAMES	11-8	9-3	2-5	0-0
CONFERENCE	2-0	2-0	0-0	0-0
NON-CONFERENCE	9-8	7-3	2-5	0-0

#	Player	gp-gs	min	avg	Total	3-Point	F-Throw	Rebounds		pf	dq	a	to	blk	stl	pts	avg
					fg-fga	fg%	3fg-fga	3fg%	ft-fa	ft%	off	def	tot	avg			
00	GOODWIN, Brandon	19-18	612	32.2	108-245	.441	20-82	.244	87-114	.763	21	86	107	5.6	27	0	90
05	JOHNSON, Zach	19-19	589	31.0	91-212	.429	31-90	.344	47-62	.758	8	52	60	3.2	38	1	57
11	TERRELL, Christian	19-16	536	28.2	89-163	.546	36-75	.480	19-25	.760	19	87	106	5.6	27	0	46
31	MERCURIUS, Dinero	16-4	302	18.9	47-105	.448	35-81	.432	15-17	.882	6	18	24	1.5	25	0	7
32	SIMMONS, Antravious	17-12	313	18.4	49-77	.636	0-0	.000	18-29	.621	31	49	80	4.7	51	3	17
23	CARLYLE, Christian	17-5	342	20.1	36-81	.444	8-16	.500	27-33	.818	16	24	40	2.4	42	4	21
15	DOYLE, Ricky	18-10	288	16.0	44-74	.595	0-2	.000	17-26	.654	23	42	65	3.6	41	1	18
13	SCOTT Jr, RaySean	16-6	251	15.7	38-58	.655	2-10	.200	15-20	.750	26	53	79	4.9	44	0	10
24	GILMORE, Michael	8-4	127	15.9	18-41	.439	1-10	.100	8-10	.800	11	22	33	4.1	24	1	7
30	THOMAS, Brian	4-0	46	11.5	6-10	.600	0-0	.000	1-2	.500	9	11	20	5.0	4	0	0
21	ERNST, Brady	19-1	213	11.2	14-24	.583	0-0	.000	9-21	.429	7	37	44	2.3	24	0	5
03	ROGERS, Darnell	14-0	119	8.5	6-24	.250	4-16	.250	2-4	.500	2	3	5	0.4	9	0	7
02	KO, Joshua	7-0	21	3.0	2-12	.167	1-5	.200	0-0	.000	1	2	3	0.4	0	0	0
33	MAHONEY, Dolan	8-0	23	2.9	2-3	.667	0-1	.000	0-0	.000	2	1	3	0.4	4	0	1
20	McADOO, Ryan	8-0	18	2.3	0-6	.000	0-2	.000	1-4	.250	0	3	3	0.4	0	0	0
Team											29	34	63		1		7
Total.....		19	3800		550-1135	.485	138-390	.354	266-367	.725	211	524	735	38.7	361	10	286
Opponents.....		19	3800		467-1134	.412	127-418	.304	270-395	.684	212	421	633	33.3	340	-	226

TEAM STATISTICS	FGCU	OPP
SCORING	1504	1331
Points per game	79.2	70.1
Scoring margin	+9.1	-
FIELD GOALS-ATT	550-1135	467-1134
Field goal pct	.485	.412
3 POINT FG-ATT	138-390	127-418
3-point FG pct	.354	.304
3-pt FG made per game	7.3	6.7
FREE THROWS-ATT	266-367	270-395
Free throw pct	.725	.684
F-Throws made per game	14.0	14.2
REBOUNDS	735	633
Rebounds per game	38.7	33.3
Rebounding margin	+5.4	-
ASSISTS	286	226
Assists per game	15.1	11.9
TURNOVERS	271	256
Turnovers per game	14.3	13.5
Turnover margin	-0.8	-
Assist/turnover ratio	1.1	0.9
STEALS	131	126
Steals per game	6.9	6.6
BLOCKS	56	53
Blocks per game	2.9	2.8
ATTENDANCE	42046	31841
Home games-Avg/Game	12-3504	7-4549
Neutral site-Avg/Game	-	0-0

Date	Opponent		Score	Att.
11/11/17	ILLINOIS STATE	w	98-87	4335
11/13/17	at Siena	w	86-53	5387
11/18/17	at Bowling Green	L	80-83	2440
11/21/17	at Middle Tennessee	L	72-85	5017
^ 11/24/17	DENVER	w	79-71	3517
^ 11/25/17	NAVY	w	70-54	3597
^ 11/26/17	ST. FRANCIS BROOKLYN	w	75-51	2929
^ 11/29/17	WEBBER INTERNATIONAL	w	115-61	3100
12/2/17	MIDDLE TENNESSEE	L	76-81	3931
12/5/17	FAU	L	88-92	3418
12/9/17	at rv UT Arlington	w	85-78	2635
12/16/17	ORAL ROBERTS	L	64-83	3316
12/19/17	at FIU	L	88-91	509
12/22/17	at #11 Wichita State	L	65-75	10506
12/27/17	at rv Rhode Island	L	60-80	5347
12/29/17	FLORIDA MEMORIAL	w	76-42	3320
12/31/17	FLORIDA TECH	w	62-54	2904
* 1/6/18	STETSON	w	90-52	4016
* 1/11/18	USC UPSTATE	w	75-58	3663

^ Homewood Suites FGCU Shootout (Alico Arena)

\* ASUN Conference Game

Score by Periods	1st	2nd	Totals
FGCU	734	770	1504
Opponents	593	738	1331





2017-18 #DunkCity Basketball  
FGCU Combined Team Statistics (as of Jan 11, 2018)  
Conference games only



RECORD:	OVERALL	HOME	AWAY	NEUTRAL
ALL GAMES	2-0	2-0	0-0	0-0
CONFERENCE	2-0	2-0	0-0	0-0
NON-CONFERENCE	0-0	0-0	0-0	0-0

#	Player	gp-gs	min	avg	Total		3-Point		F-Throw		Rebounds				pf	dq	a	to	blk	stl	pts	avg
					fg-fga	fg%	3fg-fga	3fg%	ft-fa	ft%	off	def	tot	avg								
05	JOHNSON, Zach	2-2	56	28.0	15-22	.682	6-9	.667	0-0	.000	0	6	6	3.0	1	0	9	6	0	3	36	18.0
31	MERCURIUS, Dinero	2-2	42	21.0	9-16	.563	6-12	.500	2-3	.667	1	1	2	1.0	5	0	0	0	0	0	26	13.0
00	GOODWIN, Brandon	2-2	51	25.5	9-15	.600	1-3	.333	6-8	.750	1	15	16	8.0	2	0	7	4	0	3	25	12.5
11	TERRELL, Christian	2-2	47	23.5	7-13	.538	2-7	.286	0-0	.000	2	10	12	6.0	1	0	10	2	0	0	16	8.0
15	DOYLE, Ricky	2-2	31	15.5	5-9	.556	0-0	.000	5-6	.833	1	7	8	4.0	5	0	2	2	2	1	15	7.5
24	GILMORE, Michael	2-0	25	12.5	4-8	.500	0-1	.000	6-7	.857	3	2	5	2.5	2	0	1	2	0	1	14	7.0
23	CARLYLE, Christian	2-0	38	19.0	4-5	.800	2-2	1.000	2-2	1.000	1	3	4	2.0	2	0	3	2	0	3	12	6.0
13	SCOTT Jr, RaySean	2-0	31	15.5	5-9	.556	1-2	.500	0-4	.000	2	9	11	5.5	2	0	1	1	1	0	11	5.5
30	THOMAS, Brian	2-0	27	13.5	4-7	.571	0-0	.000	0-0	.000	6	8	14	7.0	3	0	0	4	1	1	8	4.0
21	ERNST, Brady	2-0	19	9.5	0-2	.000	0-0	.000	2-2	1.000	0	3	3	1.5	4	0	2	1	0	0	2	1.0
33	MAHONEY, Dolan	2-0	6	3.0	0-0	.000	0-0	.000	0-0	.000	0	0	0	0.0	1	0	0	1	0	0	0	0.0
03	ROGERS, Darnell	2-0	14	7.0	0-4	.000	0-3	.000	0-0	.000	1	0	1	0.5	0	0	0	0	0	0	0	0.0
02	KO, Joshua	2-0	7	3.5	0-3	.000	0-2	.000	0-0	.000	0	1	1	0.5	0	0	0	2	0	0	0	0.0
20	McADOO, Ryan	2-0	6	3.0	0-2	.000	0-1	.000	0-0	.000	0	0	0	0.0	0	0	0	0	0	0	0	0.0
Team											2	4	6					1				
Total.....		2	400		62-115	.539	18-42	.429	23-32	.719	20	69	89	44.5	28	0	35	28	4	12	165	82.5
Opponents.....		2	400		41-126	.325	15-59	.254	13-19	.684	20	36	56	28.0	29	-	20	24	3	12	110	55.0

TEAM STATISTICS	FGCU	OPP
SCORING	165	110
Points per game	82.5	55.0
Scoring margin	+27.5	-
FIELD GOALS-ATT	62-115	41-126
Field goal pct	.539	.325
3 POINT FG-ATT	18-42	15-59
3-point FG pct	.429	.254
3-pt FG made per game	9.0	7.5
FREE THROWS-ATT	23-32	13-19
Free throw pct	.719	.684
F-Throws made per game	11.5	6.5
REBOUNDS	89	56
Rebounds per game	44.5	28.0
Rebounding margin	+16.5	-
ASSISTS	35	20
Assists per game	17.5	10.0
TURNOVERS	28	24
Turnovers per game	14.0	12.0
Turnover margin	-2.0	-
Assist/turnover ratio	1.3	0.8
STEALS	12	12
Steals per game	6.0	6.0
BLOCKS	4	3
Blocks per game	2.0	1.5
ATTENDANCE	7679	0
Home games-Avg/Game	2-3840	0-0
Neutral site-Avg/Game	-	0-0

Date	Opponent		Score	Att.
* 1/6/18	STETSON	w	90-52	4016
* 1/11/18	USC UPSTATE	w	75-58	3663

^ Homewood Suites FGCU Shootout (Alico Arena)

\* ASUN Conference Game

Score by Periods	1st	2nd	Totals
FGCU	90	75	165
Opponents	40	70	110



2017-18 #DunkCity Basketball  
FGCU Team Game-by-Game Comparison (as of Jan 12, 2018)  
All games



Opponent	1st	2nd	Score	Mar	Total FG	FG Pct	3-Pointers	3FG Pct	Free Throws	FT Pct	Rebounds	Assist	T/Over	Block	Steal	Fouls
ILLINOIS STATE	45/42	53/45	98-87	+11	32-65/33-65	.492/.508	7-23/14-29	.304/.483	27-37/7-16	.730/.438	48/24 +24	16/24	12/11	5/5	9/3	16/26
Siena	40/27	46/26	86-53	+33	33-64/19-63	.516/.302	6-20/3-15	.300/.200	14-20/12-21	.700/.571	48/33 +15	16/7	14/14	3/4	10/7	20/15
Bowling Green	43/40	37/43	80-83	(3)	30-71/27-66	.423/.409	6-23/6-15	.261/.400	14-19/23-33	.737/.697	42/46 (4)	13/10	16/14	5/4	6/7	23/19
Middle Tennessee	29/47	43/38	72-85	(13)	21-49/28-58	.429/.483	3-17/6-19	.176/.316	27-38/23-32	.711/.719	32/37 (5)	10/17	16/12	2/2	5/10	26/28
DENVER	35/32	44/39	79-71	+8	26-54/28-55	.481/.509	9-24/5-18	.375/.278	18-23/10-16	.783/.625	28/34 (6)	16/14	9/16	4/1	8/5	17/22
NAVY	28/26	42/28	70-54	+16	27-51/20-58	.529/.345	7-18/2-18	.389/.111	9-10/12-16	.900/.750	40/25 +15	9/3	19/10	4/0	4/8	17/15
ST. FRANCIS BROOKLYN	35/18	40/33	75-51	+24	29-61/19-52	.475/.365	3-7/4-21	.429/.190	14-19/9-18	.737/.500	43/26 +17	15/5	11/14	1/3	4/6	15/17
WEBBER INTERNATIONAL	63/21	52/40	115-61	+54	45-81/25-64	.556/.391	9-25/8-27	.360/.296	16-22/3-4	.727/.750	57/20 +37	29/11	10/18	3/2	14/7	9/16
MIDDLE TENNESSEE	31/34	45/47	76-81	(5)	25-52/29-60	.481/.483	7-17/4-15	.412/.267	19-27/19-25	.704/.760	28/42 (14)	14/14	15/18	1/2	8/6	22/23
FAU	45/34	43/58	88-92	(4)	34-67/29-64	.507/.453	6-12/9-21	.500/.429	14-22/25-33	.636/.758	40/37 +3	8/8	8/7	3/4	4/4	23/20
rv UT Arlington	37/32	48/46	85-78	+7	28-51/27-57	.549/.474	10-19/11-25	.526/.440	19-23/13-19	.826/.684	32/28 +4	14/14	24/21	1/2	9/8	23/18
ORAL ROBERTS	35/42	29/41	64-83	(19)	24-54/34-63	.444/.540	11-25/4-14	.440/.286	5-8/11-13	.625/.846	20/40 (20)	18/18	16/14	2/2	6/10	15/13
FIU	43/40	45/51	88-91	(3)	29-61/27-52	.475/.519	11-32/8-17	.344/.471	19-27/29-46	.704/.630	43/28 +15	17/12	19/11	4/2	5/10	29/20
#11 Wichita State	33/35	32/40	65-75	(10)	25-68/22-56	.368/.393	9-22/9-24	.409/.375	6-10/22-26	.600/.846	39/43 (4)	10/15	15/15	6/11	8/4	23/14
rv Rhode Island	32/38	28/42	60-80	(20)	24-52/27-56	.462/.482	2-9/10-26	.222/.385	10-12/16-21	.833/.762	29/31 (2)	9/17	13/5	0/4	3/6	17/17
FLORIDA MEMORIAL	38/22	38/20	76-42	+34	31-64/14-58	.484/.241	10-34/3-24	.294/.125	4-4/11-22	1000/.500	44/41 +3	19/4	14/17	5/0	11/6	21/11
FLORIDA TECH	32/23	30/31	62-54	+8	25-55/18-61	.455/.295	4-21/6-31	.190/.194	8-14/12-15	.571/.800	33/42 (9)	18/13	12/15	3/2	5/7	17/17
STETSON	52/23	38/29	90-52	+38	30-50/19-60	.600/.317	12-24/7-28	.500/.250	18-20/7-9	.900/.778	42/21 +21	18/10	17/12	3/0	7/6	15/14
USC UPSTATE	38/17	37/41	75-58	+17	32-65/22-66	.492/.333	6-18/8-31	.333/.258	5-12/6-10	.417/.600	47/35 +12	17/10	11/12	1/3	5/6	13/15

Note: Game totals are displayed in the format TEAM/OPPONENT for each category



2017-18 #DunkCity Basketball  
FGCU Team High/Low Analysis (as of Jan 12, 2018)  
All games



FGCU - TEAM GAME HIGHS

POINTS	115	WEBBER INTERNATIONAL (11/29/17)
	98	ILLINOIS STATE (11/11/17)
	90	STETSON (1/6/18)
	88	at FIU (12/19/17)
	88	FAU (12/5/17)
FIELD GOALS MADE	45	WEBBER INTERNATIONAL (11/29/17)
	34	FAU (12/5/17)
FIELD GOAL ATTEMPTS	81	WEBBER INTERNATIONAL (11/29/17)
	71	at Bowling Green (11/18/17)
FIELD GOAL PERCENTAGE	.600 (30-50)	STETSON (1/6/18)
	.556 (45-81)	WEBBER INTERNATIONAL (11/29/17)
3 PT FIELD GOALS MADE	12	STETSON (1/6/18)
	11	at FIU (12/19/17)
	11	ORAL ROBERTS (12/16/17)
3 PT FG ATTEMPTS	34	FLORIDA MEMORIAL (12/29/17)
	32	at FIU (12/19/17)
3 PT FG PERCENTAGE	.526 (10-19)	at rv UT Arlington (12/9/17)
	.500 (12-24)	STETSON (1/6/18)
	.500 (6-12)	FAU (12/5/17)
FREE THROWS MADE	27	at Middle Tennessee (11/21/17)
	27	ILLINOIS STATE (11/11/17)
FREE THROW ATTEMPTS	38	at Middle Tennessee (11/21/17)
	37	ILLINOIS STATE (11/11/17)
FREE THROW PERCENTAGE	1.000 (4-4)	FLORIDA MEMORIAL (12/29/17)
	.900 (18-20)	STETSON (1/6/18)
	.900 (9-10)	NAVY (11/25/17)
REBOUNDS	57	WEBBER INTERNATIONAL (11/29/17)
	48	at Siena (11/13/17)
	48	ILLINOIS STATE (11/11/17)
ASSISTS	29	WEBBER INTERNATIONAL (11/29/17)
	19	FLORIDA MEMORIAL (12/29/17)
STEALS	14	WEBBER INTERNATIONAL (11/29/17)
	11	FLORIDA MEMORIAL (12/29/17)
BLOCKED SHOTS	6	at #11 Wichita State (12/22/17)
	5	FLORIDA MEMORIAL (12/29/17)
	5	at Bowling Green (11/18/17)
	5	ILLINOIS STATE (11/11/17)
TURNOVERS	24	at rv UT Arlington (12/9/17)
	19	at FIU (12/19/17)
	19	NAVY (11/25/17)
FOULS	29	at FIU (12/19/17)
	26	at Middle Tennessee (11/21/17)





2017-18 #DunkCity Basketball  
FGCU High/Low Analysis (as of Jan 12, 2018)  
All games



Opponent - GAME HIGHS

POINTS	92	FAU (12/5/17)
	91	at FIU (12/19/17)
	87	ILLINOIS STATE (11/11/17)
	85	at Middle Tennessee (11/21/17)
	83	ORAL ROBERTS (12/16/17)
	83	at Bowling Green (11/18/17)
FIELD GOALS MADE	34	ORAL ROBERTS (12/16/17)
	33	ILLINOIS STATE (11/11/17)
FIELD GOAL ATTEMPTS	66	USC UPSTATE (1/11/18)
	66	at Bowling Green (11/18/17)
FIELD GOAL PERCENTAGE	.540 (34-63)	ORAL ROBERTS (12/16/17)
	.519 (27-52)	at FIU (12/19/17)
3 PT FIELD GOALS MADE	14	ILLINOIS STATE (11/11/17)
	11	at rv UT Arlington (12/9/17)
3 PT FG ATTEMPTS	31	USC UPSTATE (1/11/18)
	31	FLORIDA TECH (12/31/17)
3 PT FG PERCENTAGE	.483 (14-29)	ILLINOIS STATE (11/11/17)
	.471 (8-17)	at FIU (12/19/17)
FREE THROWS MADE	29	at FIU (12/19/17)
	25	FAU (12/5/17)
FREE THROW ATTEMPTS	46	at FIU (12/19/17)
	33	FAU (12/5/17)
	33	at Bowling Green (11/18/17)
FREE THROW PERCENTAGE	.846 (22-26)	at #11 Wichita State (12/22/17)
	.846 (11-13)	ORAL ROBERTS (12/16/17)
REBOUNDS	46	at Bowling Green (11/18/17)
	43	at #11 Wichita State (12/22/17)
ASSISTS	24	ILLINOIS STATE (11/11/17)
	18	ORAL ROBERTS (12/16/17)
STEALS	10	at FIU (12/19/17)
	10	ORAL ROBERTS (12/16/17)
	10	at Middle Tennessee (11/21/17)
BLOCKED SHOTS	11	at #11 Wichita State (12/22/17)
	5	ILLINOIS STATE (11/11/17)
TURNOVERS	21	at rv UT Arlington (12/9/17)
	18	MIDDLE TENNESSEE (12/2/17)
	18	WEBBER INTERNATIONAL (11/29/17)
FOULS	28	at Middle Tennessee (11/21/17)
	26	ILLINOIS STATE (11/11/17)



2017-18 #DunkCity Basketball  
FGCU High/Low Analysis (as of Jan 12, 2018)  
All games



FGCU - GAME LOWS

POINTS	60	at rv Rhode Island (12/27/17)
	62	FLORIDA TECH (12/31/17)
	64	ORAL ROBERTS (12/16/17)
	65	at #11 Wichita State (12/22/17)
	70	NAVY (11/25/17)
FIELD GOALS MADE	21	at Middle Tennessee (11/21/17)
	24	ORAL ROBERTS (12/16/17)
	24	at rv Rhode Island (12/27/17)
FIELD GOAL ATTEMPTS	49	at Middle Tennessee (11/21/17)
	50	STETSON (1/6/18)
FIELD GOAL PERCENTAGE	.368 (25-68)	at #11 Wichita State (12/22/17)
	.423 (30-71)	at Bowling Green (11/18/17)
3 PT FIELD GOALS MADE	2	at rv Rhode Island (12/27/17)
	3	at Middle Tennessee (11/21/17)
	3	ST. FRANCIS BROOKLYN (11/26/17)
3 PT FG ATTEMPTS	7	ST. FRANCIS BROOKLYN (11/26/17)
	9	at rv Rhode Island (12/27/17)
3 PT FG PERCENTAGE	.176 (3-17)	at Middle Tennessee (11/21/17)
	.190 (4-21)	FLORIDA TECH (12/31/17)
FREE THROWS MADE	4	FLORIDA MEMORIAL (12/29/17)
	5	ORAL ROBERTS (12/16/17)
	5	USC UPSTATE (1/11/18)
FREE THROW ATTEMPTS	4	FLORIDA MEMORIAL (12/29/17)
	8	ORAL ROBERTS (12/16/17)
FREE THROW PERCENTAGE	.417 (5-12)	USC UPSTATE (1/11/18)
	.571 (8-14)	FLORIDA TECH (12/31/17)
REBOUNDS	20	ORAL ROBERTS (12/16/17)
	28	DENVER (11/24/17)
	28	MIDDLE TENNESSEE (12/2/17)
ASSISTS	8	FAU (12/5/17)
	9	NAVY (11/25/17)
	9	at rv Rhode Island (12/27/17)
STEALS	3	at rv Rhode Island (12/27/17)
	4	NAVY (11/25/17)
	4	ST. FRANCIS BROOKLYN (11/26/17)
	4	FAU (12/5/17)
BLOCKED SHOTS	0	at rv Rhode Island (12/27/17)
	1	ST. FRANCIS BROOKLYN (11/26/17)
	1	MIDDLE TENNESSEE (12/2/17)
	1	at rv UT Arlington (12/9/17)
	1	USC UPSTATE (1/11/18)
TURNOVERS	8	FAU (12/5/17)
	9	DENVER (11/24/17)
FOULS	9	WEBBER INTERNATIONAL (11/29/17)
	13	USC UPSTATE (1/11/18)



2017-18 #DunkCity Basketball  
FGCU High/Low Analysis (as of Jan 12, 2018)  
All games



Opponent - GAME LOWS

POINTS	42	FLORIDA MEMORIAL (12/29/17)
	51	ST. FRANCIS BROOKLYN (11/26/17)
	52	STETSON (1/6/18)
	53	at Siena (11/13/17)
	54	NAVY (11/25/17)
	54	FLORIDA TECH (12/31/17)
FIELD GOALS MADE	14	FLORIDA MEMORIAL (12/29/17)
	18	FLORIDA TECH (12/31/17)
FIELD GOAL ATTEMPTS	52	ST. FRANCIS BROOKLYN (11/26/17)
	52	at FIU (12/19/17)
FIELD GOAL PERCENTAGE	.241 (14-58)	FLORIDA MEMORIAL (12/29/17)
	.295 (18-61)	FLORIDA TECH (12/31/17)
3 PT FIELD GOALS MADE	2	NAVY (11/25/17)
	3	at Siena (11/13/17)
	3	FLORIDA MEMORIAL (12/29/17)
3 PT FG ATTEMPTS	14	ORAL ROBERTS (12/16/17)
	15	at Siena (11/13/17)
	15	at Bowling Green (11/18/17)
	15	MIDDLE TENNESSEE (12/2/17)
3 PT FG PERCENTAGE	.111 (2-18)	NAVY (11/25/17)
	.125 (3-24)	FLORIDA MEMORIAL (12/29/17)
FREE THROWS MADE	3	WEBBER INTERNATIONAL (11/29/17)
	6	USC UPSTATE (1/11/18)
FREE THROW ATTEMPTS	4	WEBBER INTERNATIONAL (11/29/17)
	9	STETSON (1/6/18)
FREE THROW PERCENTAGE	.438 (7-16)	ILLINOIS STATE (11/11/17)
	.500 (9-18)	ST. FRANCIS BROOKLYN (11/26/17)
	.500 (11-22)	FLORIDA MEMORIAL (12/29/17)
REBOUNDS	20	WEBBER INTERNATIONAL (11/29/17)
	21	STETSON (1/6/18)
ASSISTS	3	NAVY (11/25/17)
	4	FLORIDA MEMORIAL (12/29/17)
STEALS	3	ILLINOIS STATE (11/11/17)
	4	FAU (12/5/17)
	4	at #11 Wichita State (12/22/17)
BLOCKED SHOTS	0	NAVY (11/25/17)
	0	FLORIDA MEMORIAL (12/29/17)
	0	STETSON (1/6/18)
TURNOVERS	5	at rv Rhode Island (12/27/17)
	7	FAU (12/5/17)
FOULS	11	FLORIDA MEMORIAL (12/29/17)
	13	ORAL ROBERTS (12/16/17)





Division-I Era: Since 2007-08  
TEAM GAME RECORDS



Most points

1. 123 - Illinois Institute of Te; 12/19/2003
2. 120 - Ave Maria; 11/29/2016
3. 119 - U. of Puerto Rico Piedra; 11/21/2003
4. 115 - Webber International; 11/29/2017
5. 111 - at Stetson; 1/25/2011
6. 110 - Florida College; 1/14/2003
7. 109 - Florida Christian Colleg; 1/11/2003  
109 - Illinois Wesleyan Univer; 12/20/2003
9. 107 - Florida National; 12/22/2016
10. 106 - Florida Tech; 12/4/2003

Field goals made

1. 48 - Illinois Institute of Te; 12/19/2003
2. 47 - Ave Maria; 11/29/2016
3. 45 - Webber International; 11/29/2017
4. 44 - Trinity Baptist College; 2/3/2003  
44 - Florida National; 12/22/2016
6. 43 - Clearwater Christian Col; 12/7/2002
7. 42 - U. of Puerto Rico Piedra; 11/21/2003
8. 41 - Florida Christian Colleg; 1/11/2003  
41 - Florida College; 1/14/2003  
41 - at Clearwater Christian; 2/6/2003  
41 - Webber International; 1/5/2016

Field goals attempted

1. 88 - Youngstown State; 11/21/2015
2. 86 - at Clearwater Christian; 2/6/2003
3. 81 - Webber International; 11/29/2017  
81 - Illinois Institute of Te; 12/19/2003
5. 79 - Stetson; 2/17/2012  
79 - at Nova Southeastern; 11/17/2003
7. 78 - Mercer; 1/17/2008  
78 - Palm Beach Atlantic; 2/24/2004
9. 77 - Florida Christian Colleg; 1/11/2003  
77 - at Lipscomb; 1/14/2012

Field goal percentage (20 made)

1. .677 - Trinity Baptist College; 2/3/2003 (44-65)
2. .671 - Ave Maria; 11/29/2016 (47-70)
3. .667 - Florida National; 12/22/2016 (44-66)
4. .656 - Jacksonville; 2/6/2014 (40-61)
5. .647 - at Stetson; 1/20/2012 (33-51)
6. .614 - at TCU; 11/11/2011 (27-44)  
.614 - at Georgia Southern; 12/4/2016 (35-57)
8. .612 - Webber International; 1/5/2016 (41-67)
9. .604 - Kennesaw State; 1/28/2012 (29-48)
10. .600 - Stetson; 1/6/2018 (30-50)

3-point field goals made

1. 16 - at Fairmont State; 1/22/2005
2. 14 - at ETSU; 1/12/2013  
14 - Stetson; 2/17/2012  
14 - at USC Upstate; 2/28/2011  
14 - Arkansas Tech University; 12/4/2004
6. 13 - Florida Christian Colleg; 1/11/2003  
13 - at Warner Southern Colle; 1/16/2003  
13 - Longwood; 1/24/2012  
13 - at Nova Southeastern; 2/21/2007  
13 - USC Upstate; 1/16/2016  
13 - at Arizona State; 11/28/2007  
13 - University of West Flori; 12/17/2004

3-point field goals attempted

1. 40 - Stetson; 2/17/2012
2. 37 - Mercer; 1/17/2008
3. 36 - at Warner Southern Colle; 1/16/2003
4. 34 - at Fairmont State; 1/22/2005  
34 - at Clearwater Christian; 2/6/2003  
34 - at Kentucky Wesleyan; 2/7/2004  
34 - Florida Memorial; 12/29/2017
8. 33 - at ETSU; 1/12/2013  
33 - Stetson; 2/23/2017
10. 32 - at Lipscomb; 1/14/2012  
32 - Lipscomb; 1/17/2013  
32 - North Greenville College; 2/17/2005  
32 - Bethany Lutheran; 3/2/2005  
32 - Youngstown State; 11/21/2015  
32 - at FIU; 12/19/2017

3-point FG percentage (10 made)

1. .667 - at USC Upstate; 2/28/2011 (14-21)  
.667 - Illinois Wesleyan Univer; 12/20/2003 (12-18)
3. .650 - at Nova Southeastern; 2/21/2007 (13-20)
4. .619 - USC Upstate; 1/16/2016 (13-21)
5. .588 - Webber International; 1/5/2016 (10-17)
6. .579 - at USC Upstate; 2/15/2014 (11-19)  
.579 - Ave Maria; 11/15/2012 (11-19)
8. .565 - Longwood; 1/24/2012 (13-23)
9. .556 - at Palm Beach Atlantic; 2/2/2007 (10-18)  
.556 - at Samford; 11/28/2012 (10-18)  
.556 - at Massachusetts; 12/7/2014 (10-18)

Free throws made

1. 42 - vs University of North F; 11/13/2004
2. 41 - at Stetson; 1/25/2011
3. 31 - Stetson; 1/8/2009  
31 - Lipscomb; 2/18/2016
5. 30 - vs Georgetown; 3/22/2013  
30 - Maine; 12/29/2011
7. 29 - Warner Southern College; 1/30/2003  
29 - at Jacksonville; 2/2/2013  
29 - Illinois Wesleyan Univer; 12/20/2003
10. 28 - at USC Upstate; 2/18/2017

Free throws attempted

1. 60 - at Stetson; 1/25/2011
2. 55 - vs University of North F; 11/13/2004
3. 46 - at Grambling State Unive; 11/20/2010
4. 45 - Stetson; 1/8/2009
5. 44 - vs Georgetown; 3/22/2013
6. 42 - Youngstown State; 11/21/2015
7. 41 - Puerto Rico-Bayamon; 11/28/2006
8. 40 - at Valdosta State; 1/3/2006  
40 - at USC Upstate; 2/18/2017
10. 39 - Lipscomb; 2/18/2016



Division-I Era: Since 2007-08  
TEAM GAME RECORDS



8 - Ohio; 11/19/2014

Free throw percentage (10 made)

1. 1.000 - at FAU; 12/28/2016 (10-10)
2. .964 - NGCSU; 2/26/2007 (27-28)
3. .923 - Stetson; 1/10/2015 (12-13)
4. .917 - at Eastern Illinois; 2/16/2004 (22-24)
5. .909 - at Kennesaw State; 1/25/2014 (20-22)  
.909 - at Duke; 11/18/2012 (10-11)  
.909 - at Baylor; 11/18/2016 (10-11)
8. .900 - Stetson; 1/6/2018 (18-20)
9. .895 - at Kennesaw State; 2/16/2008 (17-19)  
.895 - Army; 12/30/2008 (17-19)

Most rebounds

1. 62 - Florida Christian Colleg; 1/11/2003
2. 61 - Youngstown State; 11/21/2015
3. 58 - at Southeastern College; 1/25/2003  
58 - vs Marygrove; 2/15/2007
5. 57 - at Clearwater Christian; 2/6/2003  
57 - NGCSU; 2/26/2007  
57 - West Alabama; 11/24/2006  
57 - Webber International; 11/29/2017  
57 - Tuskegee; 12/4/2006
10. 56 - Puerto Rico Cayey; 11/19/2004

Most assists

1. 30 - Florida Christian Colleg; 1/11/2003  
30 - Florida National; 12/22/2016  
30 - Florida Tech; 12/31/2016
4. 29 - Trinity Baptist College; 2/3/2003  
29 - Ave Maria; 11/29/2016  
29 - Webber International; 11/29/2017  
29 - Florida Tech; 12/4/2003  
29 - Clearwater Christian Col; 12/7/2002
9. 27 - Stillman; 1/13/2007  
27 - Florida College; 1/14/2003  
27 - Johnson & Wales Universi; 2/15/2003  
27 - vs Fairleigh Dickinson; 3/15/2016

Most steals

1. 22 - Florida Tech; 12/4/2003
2. 21 - at N.C. Central; 12/16/2009  
21 - Pennsylvania; 12/29/2007
4. 19 - Davis & Elkins College; 12/16/2003  
19 - Illinois Institute of Te; 12/19/2003
6. 17 - Goshen College; 1/2/2003  
17 - Florida Christian Colleg; 1/11/2003  
17 - Florida Southern; 1/20/2007  
17 - Nova Southeastern; 1/24/2007  
17 - at Clearwater Christian; 2/6/2003  
17 - at Nova Southeastern; 11/17/2003  
17 - Florida National; 12/22/2016

Most blocked shots

1. 13 - ETSU; 2/7/2013
2. 11 - at Campbell; 1/24/2008  
11 - at Stetson; 2/7/2015
4. 10 - USC Upstate; 12/19/2011  
10 - vs South Dakota; 12/28/2015
6. 9 - Stetson; 1/9/2016  
9 - vs University of North F; 11/13/2004  
9 - Eckerd; 11/18/2013
9. 8 - at Mercer; 1/16/2009  
8 - Barry; 1/18/2006  
8 - at Belmont; 1/28/2011



## Division-I Era: Since 2007-08 INDIVIDUAL GAME RECORDS



### Most points

1. 37 - Bowie, Leighton; Illinois Wesleyan Univer; 12/20/2003
- 37 - Hopkins, Ryan; Florida College; 1/14/2003
- 37 - Hopkins, Ryan; Plymouth State College; 12/31/2002
4. 36 - Hopkins, Ryan; at Fairmont State; 1/22/2005
5. 34 - NORELIA, Marc-Eddy; Youngstown State; 11/21/2015
- 34 - THOMPSON, Bernard; Ohio; 11/19/2014
- 34 - Tisme, Robinson; Calumet College; 1/3/2003
8. 33 - Coggins, Kelvin; vs University of North F; 11/13/2004
- 33 - Hopkins, Ryan; at Saint Leo University; 12/1/2004
10. 32 - THOMPSON, Bernard; at USF; 12/17/2013

### Field goals made

1. 16 - Tisme, Robinson; Calumet College; 1/3/2003
2. 14 - French, Andy; Trinity Baptist College; 2/3/2003
- 14 - THOMPSON, Bernard; Ohio; 11/19/2014
4. 13 - FIELER, Chase; Hartford; 11/12/2013
- 13 - Hopkins, Ryan; Plymouth State College; 12/31/2002
- 13 - THOMPSON, Bernard; at USF; 12/17/2013
7. 12 - GOODWIN, Brandon; at Florida State; 3/16/2017
- 12 - Hopkins, Ryan; Florida College; 1/14/2003
- 12 - Hopkins, Ryan; at Fairmont State; 1/22/2005
- 12 - NORELIA, Marc-Eddy; Youngstown State; 11/21/2015
- 12 - Tisme, Robinson; at Florida Tech; 12/19/2002

### Field goals attempted

1. 28 - Hopkins, Ryan; at Warner Southern Colle; 1/16/2003
2. 27 - GOODWIN, Brandon; at Florida State; 3/16/2017
3. 25 - Hopkins, Ryan; Florida College; 1/14/2003
- 25 - Hopkins, Ryan; at Kentucky Wesleyan; 2/7/2004
- 25 - WOHLLEB, Casey; Mercer; 1/17/2008
6. 24 - Hopkins, Ryan; at Fairmont State; 1/22/2005
- 24 - NORELIA, Marc-Eddy; at Stetson; 2/25/2016
- 24 - WOHLLEB, Casey; at Mercer; 2/14/2008
9. 23 - BROWN, Sherwood; at USC Upstate; 2/23/2012
- 23 - Hopkins, Ryan; at Saint Leo University; 12/1/2004
- 23 - Hopkins, Ryan; Drury University; 12/30/2004
- 23 - THOMPSON, Bernard; at USF; 12/17/2013
- 23 - Tisme, Robinson; Calumet College; 1/3/2003

### Field goal percentage (8 made)

1. 1.000 - McKNIGHT, Eric; Jacksonville; 2/6/2014 (11-11)
2. .909 - JONES, Jamail; at Northern Kentucky; 2/12/2015 (10-11)
- .909 - NORELIA, Marc-Eddy; vs Fairleigh Dickinson; 3/15/2016 (10-11)
4. .889 - MARKS, Kyle; Stetson; 1/8/2009 (8-9)
- .889 - MORANT, Demetris; at NJIT; 2/16/2017 (8-9)
- .889 - Martin, Kevin; at Lynn University; 12/9/2004 (8-9)
- .889 - NORELIA, Marc-Eddy; Eckerd; 1/2/2016 (8-9)
8. .875 - French, Andy; Trinity Baptist College; 2/3/2003 (14-16)
9. .846 - JOHNSON, Zach; Bowling Green; 11/23/2015 (11-13)
10. .833 - BAKER, Reed; Southeast Missouri; 11/16/2010 (10-12)
- .833 - Bowie, Leighton; Davis & Elkins College; 12/16/2003 (10-12)

### 3-point field goals made

1. 12 - Hopkins, Ryan; at Fairmont State; 1/22/2005
2. 11 - Hopkins, Ryan; Florida College; 1/14/2003
3. 9 - Hopkins, Ryan; at Saint Leo University; 12/1/2004
- 9 - Hopkins, Ryan; Illinois Wesleyan Univer; 12/20/2003
- 9 - Hopkins, Ryan; Drury University; 12/30/2004
- 9 - Hopkins, Ryan; Plymouth State College; 12/31/2002
7. 8 - Hopkins, Ryan; at Kentucky Wesleyan; 2/7/2004
- 8 - Hopkins, Ryan; Arkansas Tech University; 12/4/2004
- 8 - Hopkins, Ryan; Tri State University; 12/16/2002
10. 7 - BROWN, Sherwood; at USC Upstate; 2/28/2011
- 7 - Hopkins, Ryan; Shaw University; 1/3/2004

- 7 - Hopkins, Ryan; at Warner Southern Colle; 1/16/2003
- 7 - Hopkins, Ryan; at Albany State Universi; 1/29/2005
- 7 - Hopkins, Ryan; Warner Southern College; 1/30/2003
- 7 - Hopkins, Ryan; at University of Central; 12/21/2002

### 3-point field goals attempted

1. 23 - Hopkins, Ryan; Florida College; 1/14/2003
- 23 - Hopkins, Ryan; at Fairmont State; 1/22/2005
3. 22 - Hopkins, Ryan; at Warner Southern Colle; 1/16/2003
- 22 - Hopkins, Ryan; Drury University; 12/30/2004
5. 21 - Hopkins, Ryan; at Kentucky Wesleyan; 2/7/2004
6. 20 - Hopkins, Ryan; at Saint Leo University; 12/1/2004
7. 19 - Hopkins, Ryan; Arkansas Tech University; 12/4/2004
8. 17 - Hopkins, Ryan; Shaw University; 1/3/2004
- 17 - Hopkins, Ryan; at Clearwater Christian; 2/6/2003
10. 16 - Hopkins, Ryan; at Barry; 1/4/2005
- 16 - Hopkins, Ryan; at Johnson & Wales Unive; 1/18/2003
- 16 - Hopkins, Ryan; Warner Southern College; 1/30/2003
- 16 - Hopkins, Ryan; at Alabama-Huntsville; 2/3/2004

### 3-point FG percentage (6 made)

1. .857 - VARIDEL, Christophe; at SMU; 11/19/2011 (6-7)
2. .818 - Hopkins, Ryan; Illinois Wesleyan Univer; 12/20/2003 (9-11)
3. .750 - THOMPSON, Bernard; at Duke; 11/18/2012 (6-8)
- .750 - THOMPSON, Bernard; at Massachusetts; 12/7/2014 (6-8)
- .750 - Wohlleb, Casey; at Palm Beach Atlantic; 2/2/2007 (6-8)
6. .700 - BROWN, Sherwood; at USC Upstate; 2/28/2011 (7-10)
7. .667 - BAKER, Reed; at Lipscomb; 1/3/2009 (6-9)
- .667 - Crislip, Bryan; at Florida Tech; 12/19/2002 (6-9)
9. .643 - Hopkins, Ryan; Plymouth State College; 12/31/2002 (9-14)
10. .615 - Hopkins, Ryan; Tri State University; 12/16/2002 (8-13)

### Free throws made

1. 19 - Bowie, Leighton; Illinois Wesleyan Univer; 12/20/2003
2. 15 - GOODWIN, Brandon; at USC Upstate; 2/18/2017
3. 14 - BAKER, Reed; at Grambling State Unive; 11/20/2010
- 14 - BANKS, Anthony; at Stetson; 1/25/2011
5. 13 - Bowie, Leighton; Shaw University; 1/3/2004
6. 12 - Bowie, Leighton; Lynn University; 11/22/2003
- 12 - Coggins, Kelvin; vs University of North F; 11/13/2004
- 12 - GOODWIN, Brandon; at Middle Tennessee; 11/21/2017
- 12 - O'NEIL, Derrick; FAU; 12/1/2008
10. 11 - Bauer, Beau; Palm Beach Atlantic; 1/11/2007
- 11 - NORELIA, Marc-Eddy; Lipscomb; 2/18/2016

### Free throws attempted

1. 24 - BANKS, Anthony; at Stetson; 1/25/2011
2. 20 - Bowie, Leighton; Illinois Wesleyan Univer; 12/20/2003
3. 19 - Bowie, Leighton; Shaw University; 1/3/2004
4. 17 - GOODWIN, Brandon; at USC Upstate; 2/18/2017
- 17 - GOODWIN, Brandon; at Middle Tennessee; 11/21/2017
6. 16 - BAKER, Reed; at Grambling State Unive; 11/20/2010
- 16 - NORELIA, Marc-Eddy; Youngstown State; 11/21/2015
- 16 - O'NEIL, Derrick; FAU; 12/1/2008
- 16 - RIVERA, Marlon; Campbell; 2/19/2011
- 16 - THOMPSON, Bernard; vs Georgetown; 3/22/2013
- 16 - Tisme, Robinson; University Puerto Rico-B; 11/22/2002





## Division-I Era: Since 2007-08 INDIVIDUAL GAME RECORDS



### Free throw percentage (8 made)

1. 1.000 - BAKER, Reed; at Belmont; 1/5/2009 (8-8)
- 1.000 - BAKER, Reed; at North Florida; 12/2/2010 (8-8)
- 1.000 - BAKER, Reed; Army; 12/30/2008 (8-8)
- 1.000 - Bauer, Beau; Morehouse College; 2/24/2006 (9-9)
- 1.000 - Bowie, Leighton; Palm Beach Atlantic; 2/24/2004 (10-10)
- 1.000 - CHAMBERS, Reggie; Belmont; 2/20/2010 (8-8)
- 1.000 - COMER, Brett; at Stetson; 1/20/2012 (8-8)
- 1.000 - COMER, Brett; vs Florida A&M; 12/22/2013 (10-10)
- 1.000 - Coggins, Kelvin; vs University of North F; 11/13/2004 (12-12)
- 1.000 - Crislip, Bryan; Montevallo; 1/2/2005 (8-8)
- 1.000 - Crislip, Bryan; Warner Southern College; 1/30/2003 (10-10)
- 1.000 - Crislip, Bryan; Concordia College; 11/23/2002 (8-8)
- 1.000 - FIELER, Chase; at Kennesaw State; 1/25/2014 (9-9)
- 1.000 - FIELER, Chase; Campbell; 2/19/2011 (9-9)
- 1.000 - GOODWIN, Brandon; Webber International; 11/29/2017 (8-8)
- 1.000 - THOMPSON, Bernard; at Jacksonville; 2/2/2013 (8-8)
- 1.000 - THOMPSON, Bernard; at Samford; 11/28/2012 (8-8)
- 1.000 - TUCKER, Rayjon; at Lipscomb; 1/24/2016 (8-8)
- 1.000 - VARIDEL, Christophe; at Stetson; 1/25/2011 (9-9)
- 1.000 - VARIDEL, Christophe; ETSU; 2/4/2011 (8-8)

### Most blocked shots

1. 8 - HICKS, Nate; Eckerd; 11/18/2013
2. 7 - MORANT, Demetris; at Stetson; 2/7/2015
3. 6 - MARKS, Kyle; Mercer; 2/14/2009
- 6 - Martin, Kevin; vs University of North F; 11/13/2004
5. 5 - FIELER, Chase; Lipscomb; 1/17/2013
- 5 - FIELER, Chase; USC Upstate; 12/19/2011
- 5 - HICKS, Nate; at USF; 12/17/2013
- 5 - MARKS, Kyle; UNF; 1/8/2010
- 5 - MORANT, Demetris; Stetson; 1/9/2016
- 5 - MORANT, Demetris; North Florida; 2/25/2015
- 5 - NARMBAYE, Roman; at Campbell; 1/24/2008
- 5 - NARMBAYE, Roman; at Kennesaw State; 2/16/2008
- 5 - NORELIA, Marc-Eddy; vs South Dakota; 12/28/2015

### Most rebounds

1. 19 - HICKS, Nate; at USF; 12/17/2013
- 19 - Liddell, Adam; vs Marygrove; 2/15/2007
3. 18 - Liddell, Adam; Apprentice School; 2/10/2006
- 18 - NORELIA, Marc-Eddy; Youngstown State; 11/21/2015
- 18 - TERRELL, Christian; Youngstown State; 11/21/2015
6. 17 - MORANT, Demetris; Jacksonville; 1/28/2017
- 17 - MORANT, Demetris; Georgia Southern; 12/13/2016
8. 16 - O'NEIL, Derrick; at Stetson; 12/4/2008
- 16 - Tisme, Robinson; Calumet College; 1/3/2003
10. 15 - FIELER, Chase; ETSU; 3/6/2014
- 15 - Liddell, Adam; Puerto Rico-Cayey; 11/20/2006
- 15 - NORELIA, Marc-Eddy; Stetson; 2/27/2017

### Most assists

1. 16 - Crislip, Bryan; at Johnson & Wales Unive; 1/18/2003
- 16 - Crislip, Bryan; Tri State University; 12/16/2002
- 16 - Crislip, Bryan; Anderson University; 12/29/2002
4. 15 - Crislip, Bryan; Florida College; 1/14/2003
- 15 - Crislip, Bryan; Illinois Wesleyan Univer; 12/20/2003
6. 14 - COMER, Brett; vs San Diego State; 3/24/2013
- 14 - COMER, Brett; at Massachusetts; 12/7/2014
- 14 - Crislip, Bryan; at Kentucky Wesleyan; 2/7/2004
9. 13 - Crislip, Bryan; at WV State College; 1/8/2003
- 13 - QUAINANCE, Rob; Kennesaw State; 1/19/2008

### Most steals

1. 8 - Crislip, Bryan; at Clearwater Christian; 2/6/2003
2. 7 - BAKER, Reed; ETSU; 1/12/2009
- 7 - QUAINANCE, Rob; at Stetson; 2/23/2008
- 7 - Quaintance, Rob; Puerto Rico-Bayamon; 11/28/2006
5. 6 - BAKER, Reed; at North Florida; 12/2/2010
- 6 - Crislip, Bryan; Johnson & Wales Universi; 2/15/2003
- 6 - GRAF, Dajuan; Stetson; 3/4/2014
- 6 - LIDDELL, Adam; Pennsylvania; 12/29/2007
- 6 - O'NEIL, Derrick; at Jacksonville; 2/21/2009
- 6 - Quaintance, Rob; Florida Southern; 1/20/2007
- 6 - Quaintance, Rob; at Lynn; 12/9/2006
- 6 - THOMPSON, Bernard; Stetson; 1/25/2013
- 6 - THOMPSON, Bernard; at Stetson; 2/22/2013
- 6 - THOMPSON, Bernard; ETSU; 3/6/2014

# 2017-18 TV / RADIO SPEED CHART



**BRANDON GOODWIN**  
G | 6-2 | 180 | R-Sr.  
NORCROSS, GA.



**TROY BAXTER JR.**  
F | 6-8 | 200 | RS  
TALLAHASSEE, FLA.



**JOSHUA KO**  
G | 6-1 | 167 | R-Sr.  
KAILUA, H.I.



**DARNELL ROGERS**  
G | 5-2 | 150 | Fr.  
BALTIMORE, MD.



**ZACH JOHNSON**  
G | 6-2 | 195 | R-Jr.  
MIAMI, FLA.



**KYLE HOFFMAN**  
G | 5-9 | 140 | So.  
LAWRENCE, KANSAS



**CHRISTIAN TERRELL**  
G | 6-5 | 187 | Sr.  
JACKSONVILLE, FLA.



**MARK MATTHEWS**  
G | 6-6 | 215 | RS  
FORT MYERS, FLA.



**RAYSEAN SCOTT JR.**  
F | 6-7 | 213 | So.  
COMPTON, CALIF.



**RICKY DOYLE**  
F | 6-10 | 253 | R-Jr.  
CAPE CORAL, FLA.



**RYAN MCADOO**  
G | 6-5 | 190 | Fr.  
BOCA RATON, FLA.



**BRADY ERNST**  
F | 6-10 | 230 | R-So.  
CLINTON, IOWA



**CHRISTIAN CARLYLE**  
G | 6-6 | 210 | So.  
JACKSONVILLE, FLA.



**MICHAEL GILMORE**  
F | 6-10 | 210 | R-Jr.  
JACKSONVILLE, FLA.



**BRIAN THOMAS**  
F | 6-9 | 240 | Fr.  
KENNESAW, GA.



**DINERO MERCURIUS**  
G | 6-4 | 200 | R-Jr.  
ORLANDO, FLA.



**ANTRAVIOUS SIMMONS**  
F | 6-9 | 250 | R-Sr.  
MIAMI, FLA.



**DOLAN MAHONEY**  
G | 6-2 | 185 | Jo.  
BRADENTON, FLA.



**RYAN ROCUANT**  
C | 6-10 | 220 | Fr.  
ESTERO, FLA.



**Joe Dooley**  
Head Coach  
5th Season  
29th Overall  
GW '88




**Michael Fly**  
Assistant Coach  
7th Season  
10th Overall  
Kentucky '06




**Tom Abatemarco**  
Assistant Coach  
3rd Season  
43rd Overall  
Dowling '74



**David Cason**  
Assistant Coach  
1st Season  
23rd Overall  
Illinois State '96



**Tyler Schwab**  
Dir. of Operations  
5th Season  
5th Overall  
Spring Hill '12



**Lawrence Brenneman**  
Video Operations  
3rd Season  
24th Overall  
Geneva (Pa.) '85