



2017-18 MEN'S BASKETBALL

#DUNKCITY INFOGRAPHIC GAME NOTES

2013: SWEET 16 | 2014: NIT | 2015: CIT | 2016: NCAA | 2017: NCAA
2013, '16, '17: ASUN TOURNAMENT CHAMPIONS | 2014, '17: ASUN REGULAR SEASON CHAMPIONS
Contact: Jason MacBain | Email: jmacbain@fgcu.edu | Cell: 315.750.0236 | Office: 239.590.7061 | Twitter: @JaBain

SCHEDULE / RESULTS

NOVEMBER

NIT	11	ILLINOIS STATE ESPN 3	W, 98-87
	13	@ Siena	W, 86-53
	18	@ Bowling Green	L, 83-80
NCAA	21	@ Middle Tennessee	L, 85-72

	24	DENVER ESPN 3	W, 79-71
	25	NAVY ESPN 3	W, 70-54
	26	ST. FRANCIS BROOKLYN ESPN 3	W, 75-51
	29	WEBBER INT'L ESPN 3	W, 115-61

DECEMBER

NCAA	2	MIDDLE TENNESSEE ESPN 3	L, 81-76
	5	FAU ESPN 3	L, 92-88

NIT	9	@ rv UT Arlington ESPN 3	3 pm
	16	ORAL ROBERTS ESPN 3	8:15 PM
	19	@ FIU	7 pm

NCAA	22	@ #6 Wichita State	7 pm
NCAA	27	@ rv Rhode Island	7 pm

	29	FLORIDA MEMORIAL ESPN 3	5 PM
	31	FLORIDA TECH ESPN 3	1 PM

JANUARY

	6	STETSON ESPN 3	7 PM
CIT	11	USC UPSTATE ESPN 3	7 PM
	13	NJIT ESPN 3	7 PM
	18	@ Lipscomb ESPN 3	7:30 pm
	20	@ Kennesaw State ESPN 3	4:30 pm
	24	@ North Florida ESPN 3	7 pm

CIT	27	JACKSONVILLE ESPN 3	7 PM
	29	NORTH FLORIDA ESPN 3	7 PM

FEBRUARY

CIT	3	@ Jacksonville ESPN 3	6 pm
	8	@ NJIT ESPN 3	7 pm
CIT	10	@ USC Upstate ESPN 3	4 pm
	15	KENNESAW STATE ESPN 3	7 PM
	17	LIPSCOMB ESPN 3	7 PM
	22	@ Stetson ESPN 3	7 pm
	26	ASUN Quarterfinals ESPN 3	TBA

MARCH

	1	ASUN Semifinals ESPN 3	TBA
	4	ASUN Final ESPN	TBA

^ Homewood Suites FGCU Shootout
* ASUN Conference Game
ASUN Tournament - On Campus, Higher Seed

FGCU_MBB

@FGCU_MBB (12,641 followers)

/FGCUMBB (19,793 likes)

@FGCU_MBB (6,134 followers)

/FGCUAthletics (445,281 views)



@FGCU_MBB
6-4

FGCU @ UT ARLINGTON

Mid-Major Poll Ranking: FGCU: #16 | UTA: #2
Arlington, Texas | College Park Center (7,000)

Video: ESPN3 | WatchESPN App

PxP: Ron Thulin | Analyst: Robert Gill

Series: FGCU Leads, 1-0 (85-72 on 11/16/16)

#DunkCity | #ASUNMBB

HC: Joe Dooley (154-102)

HC: Scott Cross (211-150)



@UTA_MBB
7-2



2017-18 PRESEASON FAVORITES

FGCU is the preseason favorite to claim its third-straight ASUN Conference title, while UTA is the preseason choice to defend its Sun Belt Conference crown. The two programs met for the first time last year, and FGCU erased a 44-28 deficit with less than a minute remaining in the 1st half to win. The 16-point deficit overcome was the largest in the program's Division-I history (since 2007-08), and one shy of matching the all-time record (17 in 2005-06).

The Eagles led the nation in points in the paint last year, and they have picked up this season right where they left off 2016-17. FGCU has out-scored nine of first 10 opponents in the paint:

Illinois State: 48-34 (+14) @ Middle Tennessee: 34-32 (+2) Webber Int'l: 70-28 (+42)
@ Siena: 50-16 (+34) Denver: 35-32 (+3) Middle Tennessee: 30-46 (-16)
@ Bowling Green: 44-32 (+12) Navy: 36-32 (+4) FAU: 42-34 (+8)
St. Francis Brooklyn: 48-24 (+24) **Total: +127 / +12.7 Margin**

PROBABLE STARTERS

0 BRANDON GOODWIN (G)
R-Sr. | 6-2 | 180 | Norcross, GA
17.7 PPG | 5.3 RPG | 4.3 APG

Unanimous ASUN Preseason Player of the Year



5 ZACH JOHNSON (G)
R-Jr. | 6-2 | 195 | Miami, FL
14.6 PPG | 3.3 RPG | 2.3 APG

ASUN Preseason All-Conference Team Selection



11 CHRISTIAN TERRELL (G)
Sr. | 6-5 | 187 | Jacksonville, FL
13.8 PPG | 6.5 RPG | .602 FG%

Leads FGCU In Rebounding (Total & Per Game)



23 CHRISTIAN CARLYLE (G)
So. | 6-6 | 210 | Jacksonville, FL
7.2 PPG | 3.1 RPG | .778 FT%

Season-Best 18 Points vs. Middle Tennessee



32 ANTRAVIOUS SIMMONS (F)
R-Sr. | 6-9 | 250 | Miami, FL
7.6 PPG | 4.8 RPG | .660 FG%

Has Shot At Least 50% From The Floor In Every Game



TWEETABLES

5 THINGS TO KNOW IN 280 🐦 OR LESS

1) FGCU has allowed five opponents this season to score 80 or more points - tied with the 2010-11 team for the most in program history through 10 games.

2) The 92 points FGCU allowed to FAU on Tuesday were tied for the most in a regulation game under **Joe Dooley** (92 at Lipscomb on Feb. 27, 2014), and the most surrendered by the Eagles in any regulation game since Belmont scored 95 on Jan. 16, 2012.

3) **Christian Terrell** needs just one rebound to become the 6th player in program history with 1,000 career points and 400 career rebounds.

4) The Eagles shot 50.7 percent from the floor against FAU - their 2nd-highest shooting percentage in a loss in Division-I non-conference history (61.4 percent at TCU on Nov. 11, 2011).

5) FGCU allowed a season-high 25 second-chance points to FAU. Through the first eight games of the year, the Eagles were +43 in second-chance points, but in the last two contests they are -31.



MATCHUP BREAKDOWN



77.7	POINTS PER GAME	83.9
67.9	POINTS ALLOWED	71.8
+3.9	REBOUND MARGIN	+8.2
17.3	ASSISTS PER GAME	14.6
14.8	TURNOVERS PER GAME	13
7.6	STEALS PER GAME	7.2

SCOUTING THE MAVERICKS

^ UTA has lost its two games this year by a combined five points - 77-76 at then-#25 Alabama and 62-58 at Northern Iowa, which entered Thursday's game ranked 26th in the RPI.

^ In addition to its #2 mid-major ranking, UT Arlington is receiving votes in both the Associated Press and USA Today Coaches polls. The Mavericks are ranked 42nd in the RPI entering Saturday's game.

^ UTA won the Sun Belt Conference regular-season crown last year by two games over Georgia State thanks to a 14-4 league record. The Mavs lost in the tournament semifinals to Texas State, but played in the NIT and defeated BYU and Akron before falling in the quarterfinals to CSU Bakersfield.

^ The Mavericks have three players in the top 10 of the national statistics: Erick Neal (1st, 10.3 apg), Johnny Hamilton (3rd, .741 FG%) and Kevin Hervey (10th, 23.4 ppg).

^ Hervey is the reigning Sun Belt Player of the Year and the pre-season pick to repeat this season. He was named an AP Honorable Mention All-American last year, and is averaging more than 20 points per game this season, in addition to 8 rebounds per contest, leading the Mavs with 22 made 3-pointers and shooting 48.5 percent from the floor.

^ UTA has won 17-straight regular-season home games. Over the past three years, the Mavericks are 31-3 inside College Park Center.

STILL SORTING IT OUT

Ten games into the year, FGCU has already used six different starting lineups - tied for the 2nd-most in the nation:

- 1) UT Martin: 8 In 9 Games
- 2) FGCU: 6 In 10 Games
- Monmouth: 6 In 7 Games
- Bryant: 6 In 9 Games
- Oakland: 6 In 9 Games
- UC Irvine: 6 In 10 Games

RARE DROPOFF

Entering this season - in four years under Dooley - FGCU had surrendered a double-figure lead and lost a game just four times. Already this year, the Eagles have lost three double-figure leads: 13 at Bowling Green, 12 vs. Middle Tennessee and 14 vs. FAU. The three double-figure leads lost through just 10 games are already the most in a single season since the 2012-13 team surrendered five such advantages, including an 11-point edge in the Sweet Sixteen against Florida. FGCU has lost consecutive double-figure point leads against Middle Tennessee and FAU. It's just the third time in program history (2002-03, 2012-13) that the Eagles have given up back-to-back double-figure point leads.

#WEAREFGCU

When referring to the University, please be aware of the following policy regarding usage. First references to the intercollegiate athletic programs should be only FGCU (preferred) or Florida Gulf Coast University. The only secondary references used should be Florida Gulf Coast or Eagles. Please refrain from using Fla. Gulf Coast, FG Coast, Gulf Coast or any other similar combination.

ASUN STANDINGS

Team	ASUN			OVERALL			
	W	L	W%	W	L	W%	STREAK
1) Lipscomb	0	0	.000	6	3	.667	W2
2) FGCU	0	0	.000	6	4	.600	L2
3) NJIT	0	0	.000	5	4	.555	L1
4) Stetson	0	0	.000	6	5	.545	L1
5) North Florida	0	0	.000	3	7	.300	W2
Jacksonville	0	0	.000	3	7	.300	L3
7) USC Upstate	0	0	.000	3	8	.273	L4
8) Kennesaw State	0	0	.000	1	7	.125	L5

FGCU NATIONAL RANKS

13 RBS **16** FTs MADE **30** RBS MARGIN
406 172 +8.2

4th - Christian Terrell, Field-Goal Percentage
Among Guards (.602)

11th: Zach Johnson, Total Steals (23)

15th - Brandon Goodwin, Free Throws Made (56)

In its four losses, FGCU is averaging 35.5 rebounds per game, has a -5 rebounding margin and is -39 in second-chance points.

In their six wins, FGCU is averaging 44 rebounds per game, has a +17 rebounding margin and is +52 in second-chance points.

ODDS & ENDS

FGCU scored 80 or more points in each of the first three games of the season for the first time in the D-I era of the program (since 2007-08) ... in the six games it has out-rebounded its opponent, FGCU has done so by at least a +15 margin in five of those (5-0 record in those games) ... every scholarship player for FGCU has a positive plus/minus ratio on the year ... the win over Siena on Nov. 13 marked Joe Dooley's 150th career victory ... the 33-point road win (86-53) was tied for the largest victory away from home in D-I program history, and was tied for Siena's largest home defeat in its D-I history (since 1976-77).

MILESTONE TRACKER

FGCU is within reach of several milestone victory marks.

All-Time Record: 291-199 (9 More Wins For 300)
All-Time Record In D-I Era: 177-160 (23 More Wins For 200)
All-Time Record At Home: 196-62 (4 More Wins For 200)
All-Time Record vs. ASUN: 91-81 (9 More Wins For 100)



#DEPTHCITY

FGCU has already had nine different players reach double-figure points in a game - tied for the most in the nation. In each of the previous two years, the Eagles have had 10 different players score double-figure points in a game. Below is a list of players who have scored 10 or more points in a game this season, how many times they have led (or tied) the team in scoring and their season high.

Zach Johnson (2)	27
Brandon Goodwin (5 - 1 tie)	26
Christian Terrell (4 - 1 tie)	20
Christian Carlyle	18
Antravious Simmons	15
RaySean Scott Jr.	15
Dinero Mercurius	14
Ricky Doyle	11
Darnell Rogers	11

RECORD WINNING STREAKS --- SNAPPED EARLIER THIS YEAR ---

GONZAGA: 11 FGCU: 10

FGCU had won a program-best 10-straight road games dating back to last year - the 2nd-longest road winning streak in the country - before a last-second loss at Bowling Green on Nov. 18. Last year's national runner-up Gonzaga has the longest current streak at 11 in a row (next longest current streak: 7 by four different teams).

The Eagles finished a program-best 7-0 on the road in the ASUN last year, surpassing the previous single-season record for wins of five. FGCU is the first ASUN institution to go undefeated on the road in conference action since former league member Samford went 8-0 in 1998-99.

Overall, FGCU was a program-best 10-3 away from Alico Arena last season, with all three losses coming by single digits.

FGCU GROWTH

FGCU moved to the Division-I ranks in 2007-08, becoming post-season eligible for the 2011-12 season. After starting their D-I transition with five-straight losing seasons, the Eagles have now posted five-consecutive 20-win seasons. After not finishing higher than 6th place in the ASUN the first five years, FGCU has finished no worse than a tie for 2nd each of the past four seasons.

YEAR	OVERALL	ASUN	ASUN FINISH
2007-08	10-21	6-10	T-8
2008-09	11-20	7-13	9
2009-10	8-21	5-15	T-10
2010-11	10-20	7-13	7
2011-12	15-17	8-10	T-6
2012-13	26-11	13-5	2
2013-14	22-13	14-4	T-1
2014-15	22-11	11-3	2
2015-16	21-14	8-6	T-2
2016-17	26-8	12-2	1
2017-18	6-4	0-0	
D-I Total	177-160	91-81	
Since '12-13	123-61	58-20	

#DunkCity

RECORD SEASON

Program Single Season

	POINTS
Brandon Goodwin (2016-17)	629
Marc-Eddy Norelia (2015-16)	597
Ryan Hopkins (2002-03)	580



GOODWIN

Brandon Goodwin was the unanimous 2017 ASUN Newcomer of the Year, in addition to being named ASUN First Team, ASUN Tournament MVP and setting a league record by securing six ASUN Newcomer of the Week honors. He was also named to the NABC All-District First Team after setting a program record by scoring 629 points. He hit three game-winning shots and led FGCU in scoring (18.5) and assists (4.1). More info on his bio page.

SCHEDULE RUNDOWN

FGCU will play six non-conference games against teams that finished in the top 40 of the RPI last year. Each of those teams won at least 25 games and played in the postseason:

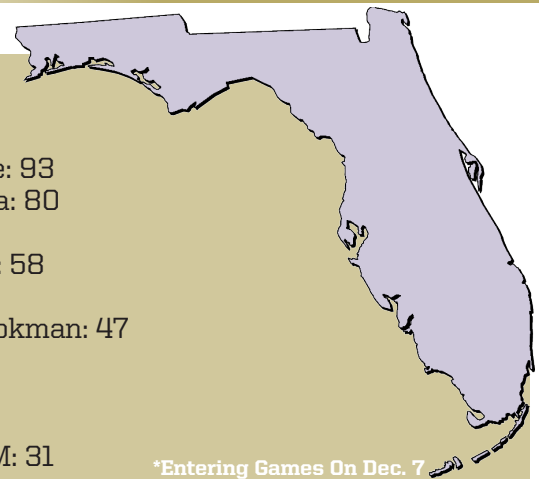
Nov. 11: vs. 39 Illinois State (28-7, NIT) | W, 98-87
 Nov. 21: @ 34 Middle Tennessee (31-5, NCAA) | L, 85-72
 Dec. 2: vs. 34 Middle Tennessee | L, 81-76
 Dec. 9: @ 40 UT Arlington (27-9, NIT)
 Dec. 22: @ 29 Wichita State (31-5, NCAA)
 Dec. 27: @ 31 Rhode Island (25-10, NCAA)

Each of those NCAA Tournament opponents won a March Madness game last year, and the other two claimed three total victories in the NIT. Those opponents went a combined 142-36 (.798 winning percentage) last season and posted an average RPI of 34.

MOST WINS IN FLORIDA

Since 2013-14 Season

- 1) Florida: 105
- 2) Miami: 98
- 3) FGCU: 97
- 4) Florida State: 93
- 5) North Florida: 80
- 6) UCF: 66
- 7) Jacksonville: 58
- 8) FIU: 55
- 9) Bethune-Cookman: 47
- Stetson: 47
- 11) FAU: 42
- 12) USF: 41
- 13) Florida A&M: 31



*Entering Games On Dec. 7

FGCU is the only D-I team in the state of Florida which has posted four-straight 20-win seasons (five-consecutive for the Eagles). As FGCU has moved among some of the preeminent teams in the state, it has done so with Florida talent. Last year, Florida natives were responsible for 80 percent of FGCU's points and 75 percent of the Green and Blue's rebounds and assists.

This season, eight of FGCU's 13 scholarship players hail from the Sunshine State, and including walk-ons there are 11 total players from Florida on the 2017-18 roster.



RANKINGS RUNDOWN

In the Associated Press and/or USA Today Coaches Poll, Wichita State is ranked #6 in the country, while UT Arlington and Rhode Island (2017-18 FGCU opponents) are both receiving votes.

Additionally, in Joe Lunardi's latest ESPN Bracketology, FGCU is predicted as a 14 seed in this year's NCAA Tournament. Along with the Eagles, Lunardi also has Wichita State (3 seed), Rhode Island (9), Middle Tennessee (12) and UT Arlington (12) all included in his second Bracketology of the young season.

Pittsburgh	6 Seton Hall
	11 Arkansas / 11 Northwestern
	3 Cincinnati
	14 Florida Gulf Coast

BUILDING A TRADITION

FGCU is believed to be the only men's D-I program in NCAA history to make five postseason appearances in its first six years of eligibility (2013: NCAA; 2014: NIT; 2015: CIT; 2016: NCAA; 2017: NCAA).

The Eagles are also one of just 23 teams in the nation to have won at least 20 games and made postseason appearances in each of the past five seasons. Of those 23 teams, only six are mid-major schools, as FGCU joins Vermont, Belmont, New Mexico State, Iona and UC Irvine to hold that distinction.

NATION'S ELITE

FGCU is one of only seven schools in the country which has had its men's and women's teams win at least 20 games in five-straight seasons, joining:



Additionally, with both the men's and women's teams winning at least 26 games last season, FGCU is one of only three non-Power 5 schools in the nation to boast that claim along with Gonzaga and Bucknell. In total, only nine schools had both its men's and women's basketball teams record at least 26 victories a year ago:



MID-MAJOR POLL

Records Entering This Week

#	Team (1st Votes)	Rcd.	Pts.	LW	Conference
1.	Gonzaga (31)	7-1	775	1	West Coast
2.	UT Arlington	7-1	718	4	Sun Belt
3.	Saint Mary's	6-2	716	3	West Coast
4.	Vermont	6-2	677	2	America East
5.	Valparaiso	8-0	606	8	Missouri Valley
6.	Albany	8-1	595	5	America East
7.	BYU	6-2	552	10	West Coast
8.	Charleston	5-2	526	9	Colonial
9.	Loyola Chicago	8-1	457	7	Missouri Valley
10.	Northern Kentucky	6-2	429	11	Horizon
11.	Louisiana	6-2	420	12	Sun Belt
12.	Northern Iowa	4-2	384	19	Missouri Valley
13.	Oakland	5-3	323	15	Horizon
14.	Towson	8-1	317	23	Colonial
15.	Missouri State	7-2	313	18	Missouri Valley
16.	FGCU	6-3	291	13	ASUN
17.	Georgia Southern	6-2	267	17	Sun Belt
18.	Belmont	5-4	233	6	Ohio Valley
19.	South Dakota State	7-3	214	14	Summit
20.	Bucknell	4-5	184	20	Patriot
21.	Mercer	5-3	143	16	Southern
22.	Georgia State	5-2	135	22	Sun Belt
23.	Furman	5-3	86	21	Southern
24.	New Mexico State	6-1	80	NR	Western Athletic
25.	UC Davis	5-2	52	NR	Big West

Bold Denotes FGCU Opponent

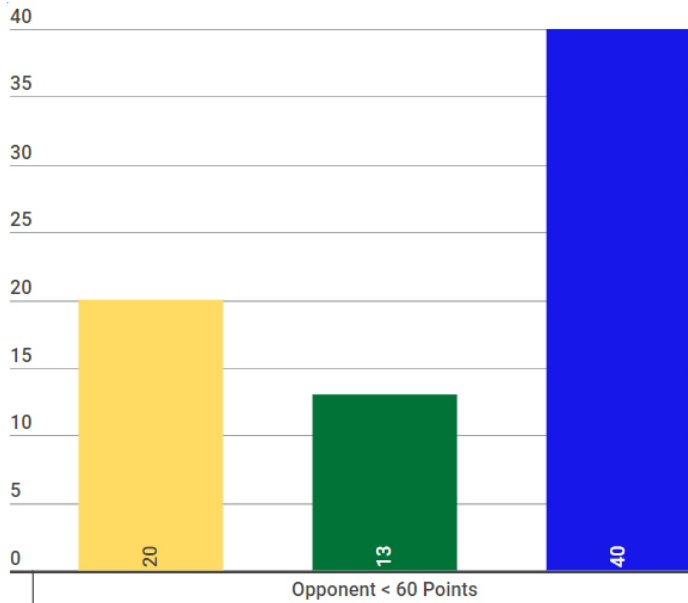
FGCU Opponents Receiving Votes:

Illinois State (26), Bowling Green (15), Navy (6)

With its win over Fairleigh Dickinson in the 2016 First Four, FGCU secured its third NCAA Tournament victory in four years (at the time). **The Eagles are the only current ASUN member which has won an NCAA Tournament game, and are responsible for three of the league's seven all-time NCAA Tournament victories**, dating back to the ASUN's initial appearance in March Madness in 1981.



LOCKING IN ON D



Since Dooley took over FGCU in 2013-14, FGCU has held **40 teams to 60 points or fewer**. The Sweet Sixteen team in 2012-13 held 13 opponents to 60 points or fewer, but prior to that - in five seasons of D-I history - FGCU teams had only held opponents to 60 points or fewer 20 times.

The Eagles have led the ASUN in scoring defense in three of Dooley's four years with FGCU and finished 2nd in the other season. **Last year, the Eagles paced the conference by holding opponents to just 69.3 points per game - exactly six points better than any other team.**

At just 5-foot-2-inches, freshman **Darnell Rogers** is by far the smallest D-I player in the nation. The next smallest player is Mount St. Mary's Junior Robinson at 5-5.

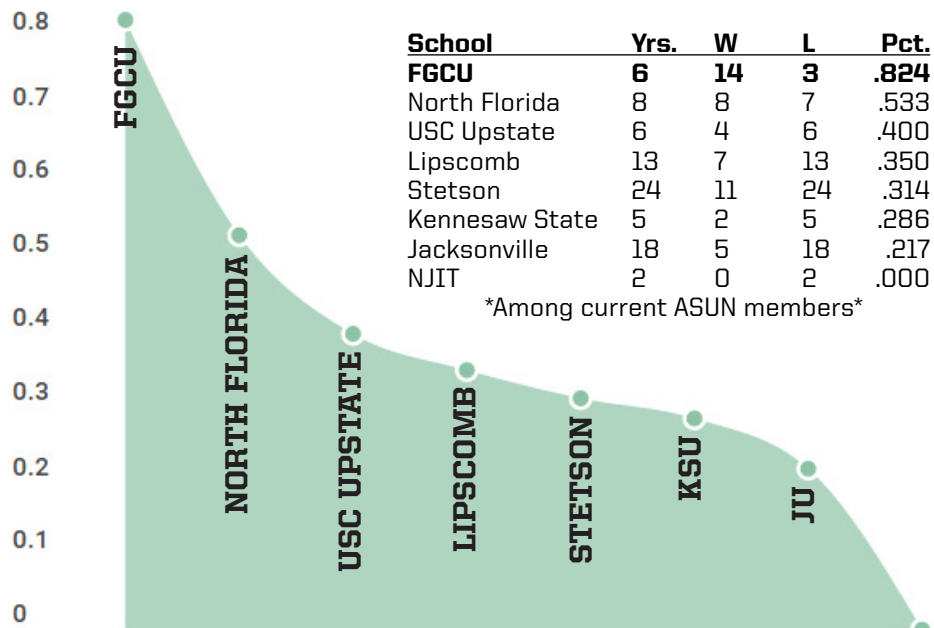
Rogers is believed to be the smallest scholarship D-I men's basketball player in history. While not confirmed due to many teams not being able to verify early-year rosters, only one player has been confirmed as smaller than 5-2, and that was Dayton's Keith Braswell at exactly 5 foot. However, Braswell was a walk-on during his one season with the Flyers in 1994-95.

More recently, Malcolm Reid - a 5-2 walk-on at Southeastern Louisiana in 2015-16 - matched Rogers' height, but he once again was also a walk-on. Darnell's father, Shawnta, stood at 5-4 and put together a heralded career at George Washington, ultimately culminating in him winning Atlantic 10 Conference Player of the Year in 1999.



FGCU has a pair of players related to Naismith Basketball Hall of Famers in Michael Gilmore and walk-on Ryan McAdoo. Gilmore is the nephew of Artis Gilmore, a six-time NBA All-Star, while McAdoo is the son of Bob McAdoo, a five-time NBA All-Star and NBA MVP in 1975.

ALL-TIME ASUN TOURNAMENT WIN%



FGCU YEAR-BY-YEAR

- 2012: Lost to Belmont in the Final
- 2013: Defeated Mercer to win the ASUN Championship
- 2014: Lost to Mercer in the Final
- 2015: Lost to USC Upstate in the Semifinals
- 2016: Defeated Stetson to win the ASUN Championship
- 2017: Defeated North Florida to win the ASUN Championship

FGCU is one of only two active ASUN members (North Florida, 2015) to have won an ASUN Tournament Championship. FGCU won its third title in six years, with the three championships being tied already for the 3rd-most in ASUN history (since 1979). Only Belmont (five titles from 2006-12) and UCF (four titles from 1994-05) have more.



PROTECTING THE ROCK



FGCU set the single-season program record with nine games of single-digit turnovers in 2015-16, surpassing the previous record of eight from 2014-15. Eight single-digit turnover games is exactly how many the Eagles had in their entire pre-D-I history. In 2013-14, FGCU had six single-digit turnover games. **Under Dooley, the Eagles have posted 32 of the program's 38 single-digit turnover games in the D-I era.**

D-I IMPROVEMENT

Coinciding with taking care of the ball better, FGCU has steadily improved its D-I record nearly every season, and has increased its winning percentage under each of its now three D-I era coaches.

2007-08	10-21
2008-09	11-20
2009-10	8-21
2010-11	10-20
Dave Balza: 39-82 (.322)	

2011-12	15-17
2012-13	26-11
Andy Enfield: 41-28 (.594)	
2013-14	22-13
2014-15	22-11
2015-16	21-14
2016-17	26-8
2017-18	6-4
Joe Dooley: 97-50 (.660)	

HOME SUCCESS



FGCU is 80-16 at Alico Arena since 2012-13. FGCU is 5-2 this year, went 16-3 last season, 16-4 in 2015-16, 13-4 in 2014-15, 15-2 in 2013-14 and 15-1 in 2012-13.



Versus ASUN foes during the regular season since 2012-13, FGCU is 34-5 at The Nest.

LOOKING AHEAD & BACK

The Eagles are the defending ASUN regular-season and two-time defending tournament champions. FGCU is installed as the preseason ASUN favorites, predicted to return to the NCAA Tournament for a third-straight year and fourth time in the past six seasons.

Last season, FGCU claimed its first outright ASUN regular-season title (12-2) and second overall. **The Eagles set a program D-I regular-season record with 23 wins and tied the all-time victory mark of 26,** finishing one triumph shy of matching the program's all-time mark. FGCU set D-I program single-season records in points per game (79.4), rebound margin (+5.4) and field goal percentage (.499) - 5th-best in the nation.

The Eagles made their third NCAA Tournament appearance in five years (six seasons of eligibility) and earned a program-best No. 14 seed. Despite losing its leading rebounder and shot blocker in Demetris Morant early in the 2nd half with an ankle injury, FGCU went on to fall to 3rd-seeded Florida State - the second-tallest team in the nation - by just six points, 86-80.



Despite only becoming Division-I postseason eligible for the 2011-12 season, FGCU has already claimed an impressive 17 wins in the postseason.

ASUN 14-3 NCAA 3-3 NIT 0-1

FGCU is the only school in D-I history to reach the championship game of its conference tournament in each of its first three seasons of eligibility. The Eagles went 2-1 in 2012 (lost to Belmont), 3-0 in 2013 (defeated Mercer) and 2-1 in 2014 (lost to Mercer). After losing in the semifinals in 2015, the Eagles have gone 6-0 the last two years in the AUN Tournament.

The Eagles received a No. 8 seed in the NIT in 2014 and traveled to No. 1 Florida State, falling just short (58-53) to the eventual NIT semifinalists.

FGCU made its first appearance in the CIT in 2015, falling at home to Texas A&M-Corpus Christi, 75-69.

CIT 0-1



RETWEETS

1) This is the first time in the D-I era and just the second time in program history (since 2002-03) that FGCU has scored 70+ points in each of its first 10 games to start a season (2003-04, 12 straight).

2) After not shooting better than 30 percent from 3-point range in any of the first four games of the year, FGCU has connected at better than a 35-percent rate in each of the last six games.

3) Zach Johnson failed to record a rebound and did not issue an assist against FAU - just the third time in the redshirt junior's career that has occurred, and one of the other two instances also came against FAU (Dec. 28, 2016); Other: Massachusetts (Dec. 13, 2015).

BY THE NUMBERS

4 FGCU hit four game-winning shots/free throws last year in the final 35 seconds: Christian Terrell (1) and Brandon Goodwin (3).

4 For just the fourth time in program history, FGCU lost consecutive home regular-season non-conference home games (D-I era) with the setbacks earlier this year to Middle Tennessee (Dec. 2) and FAU (Dec. 5). It marked just the second time since 2009-10 that has occurred.


58 FGCU allowed FAU to score 58 points in the 2nd half on Tuesday - the 2nd-most the Eagles have allowed in their D-I history.

58 Since the start of the 2012-13 season, FGCU boasts a 58-20 (.744) record in ASUN regular-season games - 10 more wins than any other team in the league (North Florida, 48).

66 The Eagles set a D-I program record by scoring 66 points off the bench against Ave Maria last year.

98 The 98 points against Illinois State this year were the most in a season opener in program history. The previous high was 90 in the program's first-ever game in 2002-03 versus Puerto Rico-Bayamon.

W-L AVERAGES



RECORDS UNDER DOOLEY

FGCU has the following records under the direction of Joe Dooley, who is in his 5th year with the Eagles in 2017-18:

Leading At The Half: 74-6 (.925) - 2 Losses This Year

Holding Opponent Below 40% FG: 54-5 (.915)

Grabbing More Rebounds: 76-15 (.835)

Scoring Between 70-79 Points: 57-13 (.814)

Scoring At Least 80 Points: 42-7 (.857)

2017-18 DUNK COUNTER

vs. Illinois State: 2 (Goodwin, Johnson)
 @ Siena: 4 (Goodwin (2), Johnson, Doyle)
 @ Bowling Green: 2 (Ernst, Doyle)
 @ Middle Tennessee: 1 (Doyle)
 vs. Denver: 1 (Scott Jr.)
 vs. Navy: 1 (Carlyle)
 vs. St. Francis Brooklyn: 1 (Doyle)
 vs. Webber International: 13 (Johnson (3), Scott Jr. (3), Ernst (2), Doyle (2), Carlyle (2), Simmons)
 vs. Middle Tennessee: 2 (Johnson, Simmons)
 vs. FAU: 1 (Scott Jr.)



28

2016-17 TOTAL: 159
 2015-16 TOTAL: 78
 2014-15 TOTAL: 93
 2013-14 TOTAL: 98
 2012-13 TOTAL: 148

2017-18 LEADERS:
 Doyle: 6
 Johnson: 6
 Scott Jr.: 5
 Goodwin: 3
 Ernst: 3
 Carlyle: 3
 Simmons: 2

58

58

66

98

FGCU TRADITION

FGCU has made five postseason appearances in only six years of D-I eligibility: 2013 NCAA, 2014 NIT, 2015 CIT, 2016 NCAA, 2017 NCAA. FGCU is believed to be the only D-I program in NCAA history to make five postseason appearances in its first six years of eligibility.

2007-08

FGCU's first D-I season and first year as a member of the ASUN. The Eagles defeat North Florida, 70-67, in their first-ever league game and finish the year 6-10 in the ASUN (T-8th of 12 teams).

2008-09

The Eagles don't win a road game all season (0-14) and finish 7-13 in the ASUN (9th of 11 teams).

2009-10

The team wins its fewest ASUN games in single-season program history with just five en route to a 5-15 record (T-10th of 11 teams).

2010-11

FGCU starts 0-7 in league play, but begins to set the tone for a drastic shift in program history by finishing 7-6 on its way to a 7-13 ASUN record (7th of 11 teams).

2011-12

FGCU's first season of D-I postseason eligibility. The Eagles go 8-10 in the ASUN (T-6th of 11 teams) and earn the No. 6 seed in the conference tournament. FGCU defeats No. 3 USC Upstate, 71-61, upsets host and No. 2 Mercer in the semifinals, 62-58, before falling short in the title game to top-seeded Belmont, 83-69, after holding a 42-39 halftime lead.

2014-15

FGCU goes 11-3 in the ASUN (2nd of 8 teams) and receives the No. 2 seed, but falls at home in the ASUN semifinals to No. 3 USC Upstate, 63-62.

By reaching the ASUN Championship Final Game in each of its first three seasons of eligibility, FGCU became the only school in NCAA history to accomplish that feat.

1

2016-17



After claiming its first outright regular-season crown with a 12-2 record, FGCU beat Stetson by 30 points in the quarterfinals, knocked off Kennesaw State in the semifinals and then used a big 2nd half to run away from rival North Florida in the final to cut down the nets for the third time in five years.

2012-13



In just its second season of D-I postseason eligibility, FGCU goes 13-5 in the ASUN, earns the No. 2 seed in the conference tournament and for the second-straight year defeats Mercer on its home court -- this time in the final -- to earn an NCAA Tournament berth. The Eagles went on to become the only team in NCAA history to advance to the Sweet Sixteen as a 15 seed.

2013-14



FGCU wins its first ASUN regular-season championship with a record of 14-4 and earns the top seed in the ASUN tournament. But this time, No. 2-seeded Mercer defeats the Eagles on their home court in the title game, 68-60, and goes on to knock off Duke in the NCAA Tournament as a 14 seed.

2015-16



FGCU won its 2nd ASUN Tournament Championship in four years with an 80-78 overtime win over 7th-seeded Stetson. The Eagles tied for 2nd in the league, but received the 4th seed and defeated 5th-seeded Kennesaw State, 74-64, before dominating at top-seeded North Florida, 89-56, in the semifinals -- the largest loss a top seed has ever suffered in the A-Sun Championship (since 1979).



THE BIRTH OF DUNK CITY

March 22 & 24, 2013 • Philadelphia, Pa.



#15 FGCU 78 #2 Georgetown 68

FGCU used five 2nd-half dunks and a 21-2 run to turn a 31-31 game at the 17:27 mark into a 52-33 Eagles' lead by the 12:30 mark. With Georgetown trying to mount a comeback in the closing two minutes, sophomore point guard Brett Comer threw a brazen one-handed alley-oop to Chase Fieler, who finished with one hand and Georgetown never got closer than five the rest of the night.



#15 FGCU 81 #7 San Diego State 71


Leading 54-52 with 11:30 left, FGCU went on a 17-0 run to open up a 71-54 advantage with less than four minutes remaining. The 10-point final margin was the closest SDSU would get in the final eight minutes. After not having any dunks in the 1st half against Georgetown, the Eagles finished with 10 in the closing 60 minutes - the Georgetown 2nd half and entire SDSU game.

THE ONLY 15 SEED TO EVER ADVANCE TO THE SWEET 16

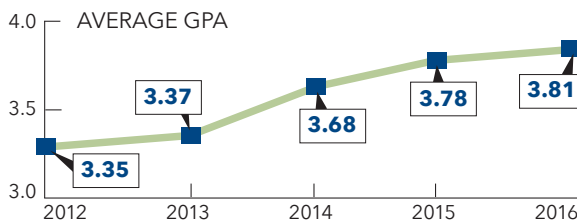
DUNK CITY EFFECT

THE MEN'S BASKETBALL TEAM'S DUNK CITY RUN AMPLIFIED THE FGCU EFFECT IN A HOST OF WAYS. HERE ARE A FEW:

FGCU STUDENT ENROLLMENT



ACADEMIC PROFILE OF ENTERING FRESHMEN



AVERAGE SAT SCORE

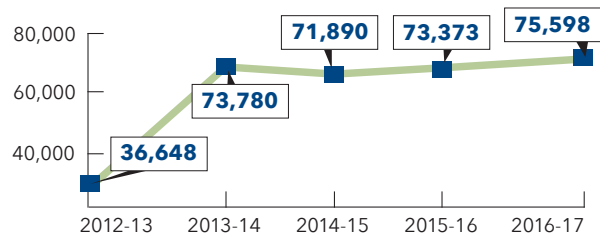
(INCLUDES WRITING)

FALL 2012
1528
FALL 2015
1592

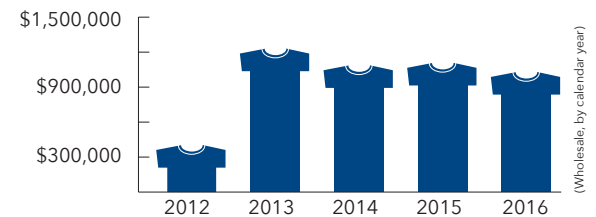
AVERAGE ACT SCORE

FALL 2012
21.8
FALL 2015
24.1

TOTAL YEARLY ATTENDANCE AT MEN'S HOME BASKETBALL GAMES



SALES OF LICENSED FGCU MERCHANDISE



FUNDRAISING STRIDES

2012-13 \$14 million
2015-16 \$33 million*

*Original \$18 million surpassed

ALUMNI PARTICIPATION RATE

2012-13 / **2.75%**
2015-16 / **5.3%**



DUNK CITY IMPACT

The national exposure from the Eagles' run to the Sweet Sixteen as a No. 15 seed in 2013 has had far-reaching impacts throughout the university and Southwest Florida:

>>> A 27-percent increase in freshman applications the next year, allowing the school to become more selective in its admission. The average high school GPA of admitted students has increased every year from 3.35 in Fall 2012 to 3.81 in Fall 2016.

>>> The university's fundraising office doubled its number of alumni donors in a year.

>>> The Athletic Department posted a record \$4.8 million in external revenues during the 2016 fiscal year, up from \$4.4 million in 2015 and a significant jump from only \$3.1 million in 2013 prior to the run to the Sweet Sixteen.

>>> Since 2013-14, FGCU has been responsible for roughly one-third of the entire ASUN's home attendance over that time.

>>> Last year, supporters filled Alico Arena to an average of nearly 4,000 fans per game - 92 percent capacity of The Nest's 4,333 seats. In terms of percentage capacity, that ranked 31st in the nation - ahead of Miami, UConn, Notre Dame, UCLA and many other marquee programs.

SECOND ROUND			
	78	68	
THIRD ROUND			
	81	71	



>>> Earned his 100th career win on Feb. 21, 2015, at home against USC Upstate, 86-72. As FGCU's 3rd head coach in the D-I era (since 2007-08), he already holds the record for most wins (97).

Following called timeouts last year, FGCU ranked 4th in the nation in points per possession at 1.059 (leader: UCLA, 1.083).



JOE DOOLEY

HOMETOWN

West Orange, N.J.

EDUCATION

George Washington University '88
(B.A. in Speech Communications)

ANNOUNCED AS FGCU HEAD COACH

Wednesday, April 17, 2013

FAMILY

Tanya (Wife) | Max (Son)

COACHING CAREER

1988-91: South Carolina, Assistant
1991-95: East Carolina, Assistant
1995-99: East Carolina, Head
1999-2000: New Mexico, Assistant
2000-02: New Mexico, Associate Head
2002-03: Wyoming, Assistant
2003-2013: Kansas, Assistant
2013-Present: FGCU, Head

IN SHORT

Dooley was named the 2017 ASUN Coach of the Year and the 2017 NABC District 3 Coach of the Year after leading the Eagles to a D-I program record 26 wins. He has coached eight all-conference selections at the helm of the Green and Blue. In August of 2013, ESPN named Dooley one of the top-two new hires positioned for success. Prior to FGCU, he was an assistant coach at Kansas for a decade, winning 300 games, reaching six Sweet Sixteen rounds and winning the 2008 National Championship.

THE DOOLEY WORKSHEET - AS HEAD COACH

RECORD				
YEAR	SCHOOL	OVERALL	CONFERENCE	POSTSEASON
1995-1996	East Carolina	17-11	9-9 (T-4th; CAA)	-
1996-1997	East Carolina	17-10	9-7 (T-3rd; CAA)	-
1997-1998	East Carolina	10-17	5-11 (T-7th; CAA)	-
1998-1999	East Carolina	13-14	7-9 (7th; CAA)	-
2013-2014	FGCU	22-13	14-4 (T-1st; ASUN)	NIT 1st Rd
2014-2015	FGCU	22-11	11-3 (2nd; ASUN)	CIT 1st Rd
2015-2016	FGCU	21-14	8-6 (T-2nd; ASUN)	NCAA 1st Rd (First 4 Win)
2016-2017	FGCU	26-8	12-2 (1st; ASUN)	NCAA 1st Rd
2017-2018	FGCU	6-4	0-0	
TOTAL	8+ SEASONS	154-102 (.602)	 AT FGCU: 97-50 (.660)	

THE DOOLEY WORKSHEET - AS AN ASSISTANT COACH

RECORD				
YEAR	SCHOOL	OVERALL	CONFERENCE	POSTSEASON
1988-1989	South Carolina	19-11	8-4 (Metro Conf.)	NCAA 1st Rd
1989-1990	South Carolina	14-14	6-8 (Metro Conf.)	-
1990-1991	South Carolina	20-13	5-9 (Metro Conf.)	NIT 2nd Rd
1991-1992	East Carolina	10-18	4-10 (7th; CAA)	-
1992-1993	East Carolina	14-16	4-10 (7th; CAA)	NCAA 1st Rd
1993-1994	East Carolina	15-12	7-8 (5th; CAA)	-
1994-1995	East Carolina	18-11	7-8 (4th; CAA)	-
1999-2000	New Mexico	18-14	9-5 (3rd; Mountain West)	NIT 2nd Rd
2000-2001	New Mexico	21-13	6-8 (T-5th; Mountain West)	NIT Quarterfinal
2001-2002	New Mexico	16-14	6-8 (6th; Mountain West)	NIT 1st Rd
2002-2003	Wyoming	21-11	8-6 (T-4th; Mountain West)	NIT 2nd Rd
2003-2004	Kansas	24-9	12-4 (T-2nd; Big 12)	NCAA Elite 8
2004-2005	Kansas	23-7	12-4 (T-1st; Big 12)	NCAA 1st Rd
2005-2006	Kansas	25-8	13-3 (T-1st; Big 12)	NCAA 1st Rd
2006-2007	Kansas	33-5	14-2 (1st; Big 12)	NCAA Elite 8
2007-2008	Kansas	37-3	13-3 (T-1st; Big 12)	NCAA Champions
2008-2009	Kansas	27-8	14-2 (1st; Big 12)	NCAA Sweet 16
2009-2010	Kansas	33-3	15-1 (1st; Big 12)	NCAA 2nd Rd
2010-2011	Kansas	35-3	14-2 (1st; Big 12)	NCAA Elite 8
2011-2012	Kansas	32-7	16-2 (1st; Big 12)	NCAA Runner-Up
2012-2013	Kansas	31-6	14-4 (T-1st; Big 12)	NCAA Sweet 16
TOTAL	21 SEASONS	486-206 (.702)		



ROSTER BREAKDOWN

NO.	NAME	POS.	HT.	WT.	YR.	HOMETOWN/PREVIOUS SCHOOL(S)
0	Brandon Goodwin	G	6-2	180	R-Sr.	Norcross, Ga./UCF/Norcross HS
1	Troy Baxter Jr. ^	F	6-8	200	So.	Tallahassee, Fla./UNLV/Oldsmar Christian HS
2	Joshua Ko *	G	6-1	167	R-Sr.	Kailua, H.I./Pittsburgh/Kalaheo HS
3	Darnell Rogers	G	5-2	150	Fr.	Baltimore, Md./Shiloh HS/Believe Prep/Indian Land HS
5	Zach Johnson	G	6-2	195	R-Jr.	Miami, Fla./Norland HS
10	Kyle Hoffman * ^	G	5-9	140	So.	Lawrence, Kansas/Ottawa University (Kansas)/Lawrence HS
11	Christian Terrell	G	6-5	187	Sr.	Jacksonville, Fla./Providence HS
12	Mark Matthews * ^	G	6-6	215	Jr.	Fort Myers, Fla./USC Aiken/UNCW/Fort Myers HS
13	RaySean Scott Jr.	F	6-7	213	So.	Compton, Calif./Compton HS
15	Ricky Doyle	F	6-10	253	R-Jr.	Cape Coral, Fla./Michigan/Bishop Verot HS
20	Ryan McAdoo *	G	6-5	190	Fr.	Boca Raton, Fla./St. Andrews HS
21	Brady Ernst	F	6-10	230	R-So.	Clinton, Iowa/Indian Hills CC/Iowa State/Clinton HS
23	Christian Carlyle	G	6-6	210	So.	Jacksonville, Fla./Bishop Kenny HS
24	Michael Gilmore !	F	6-10	210	R-Jr.	Jacksonville, Fla./Miami/VCU/Rickards HS
30	Brian Thomas	F	6-9	240	Fr.	Kell, Ga./Kell HS
31	Dinero Mercurius	G	6-4	200	R-Jr.	Orlando, Fla./Daytona State/UTRGV/USF/Faith Baptist Christian HS
32	Antravious Simmons	F	6-9	250	R-Sr.	Miami, Fla./VCU/South Miami HS
33	Dolan Mahoney *	G	6-2	185	Jr.	Bradenton, Fla./IMG Academy
55	Ryan Rocuant *	C	6-10	220	Fr.	Estero, Fla./Estero HS

^ Will sit out and utilize a redshirt season in 2017-18 in accordance with NCAA transfer rules.

* Walk On ! Eligible in mid-December.

TRANSFERS ELIGIBLE

PLAYER	NOTES
Ricky Doyle	Played in 67 of a possible 68 games at Michigan; started 30; averaged 4.9 ppg & 2.5 rpg; .624 FG%
Michael Gilmore	Eligible in mid-December; 12 pts, 8 rbs w/ VCU vs. Oklahoma in 2016 NCAA Tournament; 18 starts

KEY NEWCOMERS

PLAYER	NOTES
Darnell Rogers	23 ppg, 7 apg, 2 spg @ Believe Prep in 2016-17; played AAU for Team CP3; son of GW star Shawnta Rogers
Brian Thomas	3-star recruit by Rivals; ranked as the 16th-best player in Georgia; 5 blocks per game as a junior

TRANSFERS SITTING OUT

PLAYER	NOTES
Troy Baxter Jr.	4.3 ppg, 2.3 rpg as a freshman at UNLV; double-figure points 4 times; .415 FG %
Mark Matthews	15.5 ppg last year at D-II USC Aiken; played 23 games with D-I UNC Wilmington as freshman in '15-'16



Joe Dooley
Head Coach
5th Season
29th Overall
GW '88



Michael Fly
Assistant Coach
7th Season
10th Overall
Kentucky '06



Tom Abatemarco
Assistant Coach
3rd Season
43rd Overall
Dowling '74



David Cason
Assistant Coach
1st Season
23rd Overall
Illinois State '96



Tyler Schwab
Dir. of Operations
5th Season
5th Overall
Spring Hill '12



Lawrence Brenneman
Video Operations
3rd Season
24th Overall
Geneva (Pa.) '85



BRANDON GOODWIN

R-Sr. | G | 6-2 | 180 | Norcross, Ga. | UCF | Norcross HS

RECORD PERFORMANCES

POINTS

Career 30 @ Houston (1/6/15)
Season 26 vs. Middle Tennessee (12/2/17)
ASUN 29, 2x, Last @ USC Upstate (2/18/17)

REBOUNDS

Career 11, 2x, Last vs. FAU (12/5/17)
Season 11 vs. FAU (12/5/17)
ASUN 10, 2x, Last vs. Lipscomb (2/9/17)

ASSISTS

Career 13 @ Tulane (2/19/15)
Season 10 vs. Webber Int'l (11/29/17)
ASUN 7, 2x, Last vs. Jacksonville (1/28/17)

STEALS

Career 4, 5x, Last vs. NJIT (1/21/17)
Season 3 vs. Illinois State (11/11/17)
ASUN 4 vs. NJIT (1/21/17)

FIELD GOALS MADE

Career 12, 2x, Last vs. Florida State (3/16/17)
Season 10 vs. FAU (12/5/17)
ASUN 11 vs. North Florida (1/30/17)

FIELD GOALS ATTEMPTED

Career 27 vs. Florida State (3/16/17)
Season 20 vs. FAU (12/5/17)
ASUN 19, 3x, Last vs. Lipscomb (2/9/17)

FREE THROWS MADE

Career 15 @ USC Upstate (2/18/17)
Season 12 @ Middle Tennessee (11/21/17)
ASUN 15 @ USC Upstate (2/18/17)

FREE THROWS ATTEMPTED

Career 17, 2x, Last @ Middle Tennessee (11/21/17)
Season 17 @ Middle Tennessee (11/21/17)
ASUN 17 @ USC Upstate (2/18/17)

3-POINT FIELD GOALS MADE

Career 4, 4x, Last @ NJIT (2/16/17)
Season 3, 2x, Last vs. Middle Tennessee (12/2/17)
ASUN 4 @ NJIT (2/16/17)

3-POINT FIELD GOALS ATTEMPTED

Career 10 vs. Florida State (3/16/17)
Season 9 vs. Denver (11/24/17)
ASUN 8, 2x, Last vs. Stetson (2/23/17)

MINUTES

Career 50 vs. Tulane (1/14/15)
Season 38 vs. Middle Tennessee (12/2/17)
ASUN 39 vs. Lipscomb (2/9/17)

MISCELLANEOUS

	Season	Career
Double-Figure Points	9	59
20+ Points	4	19
Double-Doubles	2	6
5+ Rebounds	4	31
7+ Assists	2	14
Double-Figure Assists	1	3
Games W/ Multiple 3s	3	21
Games W/ Multiple Steals	3	24

UNANIMOUS ASUN PRESEASON PLAYER OF THE YEAR LOU HENSON AWARD WATCH LIST (Nation's Best Mid-Major Player)

NOTEWORTHY

56 made free throws are the 15th most in the nation ... double-figure points in nine of 10 games ... two double-doubles this year and six for his career ... double-doubles have come via points and assists and points and rebounds this year.

2016-17 HIGHLIGHTS

ASUN Newcomer of the Year (Unanimous)
ASUN First Team
NABC District 3 First Team
ASUN Tournament MVP
ASUN All-Tournament Team
6x ASUN Newcomer of the Week (ASUN Record)
ASUN Player of the Week (Feb. 20)



@goodysav

Set the program's single-season scoring record with 629 points - the only player to ever eclipse the 600-point mark ... the 18.5 point-per-game average shattered the program's previous D-I single-season record of 17.1 by Marc-Eddy Norelia in 2015-16 ... 136 made free throws also eclipsed Norelia's D-I single-season program record of 129 set in 2015-16 ... hit three game-winning shots on the year: a floater in the paint at Louisiana Tech (Dec. 20) with 12 seconds remaining, all three free throws with .6 of a second left at Stetson (Jan. 7) and a baseline 3-pointer with 34 seconds showing at UNF (Jan. 25).

GAME-BY-GAME STATS

Opponent	Date	gs	min	Total		3-Pointers		Free throws		Rebounds			pf			a			pts	avg
				fg-fga	pct	3fg-fga	pct	ft-fa	pct	off	def	tot	avg	off	def	tot	avg	blk	stl	
ILLINOIS STATE	11/11/17	*	36	6-13	.462	0-1	.000	9-12	.750	2	6	8	8.0	0	7	2	0	3	21	21.0
at Siena	11/13/17	*	26	6-13	.462	1-6	.167	3-3	1.000	0	2	2	5.0	2	4	6	0	2	16	18.5
at Bowling Green	11/18/17	*	33	4-16	.250	1-6	.167	8-10	.800	1	6	7	5.7	1	5	2	0	1	17	18.0
at Middle Tennessee	11/21/17	*	37	4-12	.333	0-4	.000	12-17	.706	0	5	5	5.5	4	3	5	0	0	20	18.5
DENVER	11/24/17	*	34	5-12	.417	3-9	.333	3-4	.750	0	4	4	5.2	1	3	2	0	1	16	18.0
NAVY	11/25/17	*	33	7-11	.636	2-6	.333	3-4	.750	0	4	4	5.0	1	2	4	0	0	19	18.2
ST. FRANCIS BROOKLYN	11/26/17	*	27	2-13	.154	1-4	.250	0-0	.000	0	4	4	4.9	1	2	2	0	0	5	16.3
WEBBER INTERNATIONA	11/29/17	*	25	3-11	.273	0-4	.000	8-8	1.000	1	1	2	4.5	1	10	2	1	1	14	16.0
MIDDLE TENNESSEE	12/2/17	*	38	8-17	.471	3-7	.429	7-9	.778	2	4	6	4.7	1	3	1	0	2	26	17.1
FAU	12/5/17	*	37	10-20	.500	0-2	.000	3-5	.600	4	7	11	5.3	2	4	0	0	0	23	17.7
Totals		10	326	55-138	.399	11-49	.224	56-72	.778	10	43	53	5.3	14	43	26	1	10	177	17.7

Games played: 10
Minutes/game: 32.6
Points/game: 17.7
FG Pct: 39.9
3FG Pct: 22.4
FT Pct: 77.8

Rebounds/game: 5.3
Assists/game: 4.3
Turnovers/game: 2.6
Assist/turnover ratio: 1.7
Steals/game: 1.0
Blocks/game: 0.1

CAREER STATS

			Total		3-Point		F-Throws		Rebounds											Scoring	
Season	gp-gs	min/avg	fg-fga	pct	fg-fga	pct	ft-fa	pct	off	def	tot	avg	pf	fo	ast	to	blk	stl	pts	avg	
2013-14*	28-9	412/14.7	25-63	.397	4-18	.222	29-49	.592	14	39	53	1.9	29	0	49	30	1	13	83	3.0	
2014-15*	30-30	1013/33.8	108-247	.437	17-65	.262	74-122	.607	36	81	117	3.9	59	1	127	88	4	37	307	10.2	
2016-17	34-34	1073/31.6	219-428	.512	55-156	.353	136-172	.791	28	126	154	4.5	73	1	139	72	2	41	629	18.5	
2017-18	10-10	326/32.6	55-138	.399	11-49	.224	56-72	.778	10	43	53	5.3	14	0	43	26	1	10	177	17.7	
TOTAL	44-44	1399/31.8	274-566	.484	66-205	.322	192-244	.787	38	169	207	4.7	87	1	182	98	3	51	806	18.3	
All*	102-83	2824/27.7	407-876	.465	87-288	.302	295-415	.711	88	289	377	3.7	175	2	358	216	8	101	1196	11.7	

#DunkCity



5 ZACH JOHNSON

R-Jr. | G | 6-2 | 195 | Miami, Fla. | Norland HS

RECORD PERFORMANCES

POINTS

Career	27 vs. Illinois State (11/11/17)
Season	27 vs. Illinois State (11/11/17)
ASUN	25 @ Jacksonville (2/1/16)

REBOUNDS

Career	6 vs. Stetson (2/23/17)
Season	5, 3x, Last vs. Navy (11/25/17)
ASUN	6 vs. Stetson (2/23/17)

ASSISTS

Career	9 @ Georgia Southern (12/4/16)
Season	4, 3x, Last vs. Middle Tennessee (12/2/17)
ASUN	7 vs. Lipscomb (2/18/16)

STEALS

Career	4, 5x, Last vs. Denver (11/24/17)
Season	4, 2x, Last vs. Denver (11/24/17)
ASUN	4 vs. North Florida (1/30/17)

FIELD GOALS MADE

Career	11 vs. Bowling Green (11/23/15)
Season	8 vs. Illinois State (11/11/17)
ASUN	9 @ Jacksonville (2/1/16)

FIELD GOALS ATTEMPTED

Career	19 vs. Illinois State (11/11/17)
Season	19 vs. Illinois State (11/11/17)
ASUN	16, 2x, Last vs. North Florida (1/30/17)

FREE THROWS MADE

Career	9 @ Lipscomb (1/14/17)
Season	8 vs. Illinois State (11/11/17)
ASUN	9 @ Lipscomb (1/14/17)

FREE THROWS ATTEMPTED

Career	15 vs. Siena (12/9/16)
Season	10 vs. Middle Tennessee (11/21/17)
ASUN	12 @ Lipscomb (1/14/17)

3-POINT FIELD GOALS MADE

Career	6 vs. Stetson (2/23/17)
Season	3, 3x, Last vs. Navy (11/15/17)
ASUN	6 vs. Stetson (2/23/17)

3-POINT FIELD GOALS ATTEMPTED

Career	12 vs. Illinois State (11/11/17)
Season	12 vs. Illinois State (11/11/17)
ASUN	11 vs. Stetson (2/23/17)

MINUTES

Career	42, 2x, Last @ USC Upstate (2/18/17)
Season	39 vs. Illinois State (11/11/17)
ASUN	42 @ USC Upstate (2/18/17)

MISCELLANEOUS

	Season	Career
Double-Figure Points	6	47
20+ Points	2	8
Team Leader/Scoring	2	13
Double-Doubles		
5+ Rebounds	3	11
5+ Assists		17
Double-Figure Assists		
Team Leader/Assists	2	29
Games W/ A Steal	10	51

NOTEWORTHY

Opened the season with a career-high 27 points against Illinois State ... added four assists, four rebounds and a career-high-tying four steals in that game ... made both free throws with 5.3 seconds left at Bowling Green to tie the game at 80-80 before the Falcons hit a game-winning 3-pointer with .9 of a second remaining ... **has a steal in all 10 games this year; multiple steals in seven contests ... ranks 11th in the nation with 23 total steals** ... has three career game-saving blocked shots at the buzzer (versus NJIT, at Kennesaw State and against Stetson at the rim in overtime to seal the 2016 ASUN Championship victory).

@ZachJohns5n



GAME-BY-GAME STATS

Opponent	Date	gs	min	Total		3-Pointers		Free throws		Rebounds											
				fg-fga	pct	3fg-fga	pct	ft-fga	pct	off	def	tot	avg	pf	a	t/o	blk	stl	pts	avg	
ILLINOIS STATE	11/11/17	*	39	8-19	.421	3-12	.250	8-9	.889	1	3	4	4.0	0	4	3	1	4	27	27.0	
at Siena	11/13/17	*	31	6-13	.462	0-4	.000	1-1	1.000	2	1	3	3.5	2	1	1	0	1	13	20.0	
at Bowling Green	11/18/17	*	34	2-10	.200	0-3	.000	4-4	1.000	0	5	5	4.0	2	4	6	0	2	8	16.0	
at Middle Tennessee	11/21/17	*	37	5-12	.417	1-4	.250	7-10	.700	2	3	5	4.3	3	1	4	0	2	18	16.5	
DENVER	11/24/17	*	31	5-9	.556	3-5	.600	7-9	.778	0	2	2	3.8	3	1	1	0	4	20	17.2	
NAVY	11/25/17	*	34	6-12	.500	3-6	.500	2-2	1.000	0	5	5	4.0	2	3	1	0	1	17	17.2	
ST. FRANCIS BROOKLYN	11/26/17	*	28	3-12	.250	0-1	.000	2-2	1.000	0	4	4	4.0	0	3	1	0	3	8	15.9	
WEBBER INTERNATIONAL	11/29/17	*	20	7-14	.500	1-6	.167	1-2	.500	0	3	3	3.9	1	2	0	0	3	16	15.9	
MIDDLE TENNESSEE	12/2/17	*	23	2-7	.286	0-1	.000	3-4	.750	0	2	2	3.7	4	4	3	0	2	7	14.9	
FAU	12/5/17	*	30	4-9	.444	0-1	.000	4-6	.667	0	0	0	3.3	3	0	1	1	1	12	14.6	
Totals			10	307	48-117	.410	11-43	.256	39-49	.796	5	28	33	3.3	20	23	21	2	23	146	14.6

Games played: 10
Minutes/game: 30.7
Points/game: 14.6
FG Pct: 41.0
3FG Pct: 25.6
FT Pct: 79.6

Rebounds/game: 3.3
Assists/game: 2.3
Turnovers/game: 2.1
Assist/turnover ratio: 1.1
Steals/game: 2.3
Blocks/game: 0.2

CAREER STATS

			Total		3-Point		F-Throws		Rebounds											Scoring	
Season	gp-gs	min/avg	fg-fga	pct	fg-fga	pct	ft-fga	pct	off	def	tot	avg	pf	fo	ast	to	blk	stl	pts	avg	
2015-16	35-20	941/26.9	141-298	.473	27-71	.380	78-120	.650	11	78	89	2.5	83	2	115	82	19	31	387	11.1	
2016-17	33-32	967/29.3	136-357	.381	54-157	.344	67-106	.632	18	75	93	2.8	77	2	102	88	12	45	393	11.9	
2017-18	10-10	307/30.7	48-117	.410	11-43	.256	39-49	.796	5	28	33	3.3	20	0	23	21	2	23	146	14.6	
TOTAL	78-62	2215/28.4	325-772	.421	92-271	.339	184-275	.669	34	181	215	2.8	180	4	240	191	33	99	926	11.9	



11 CHRISTIAN TERRELL

Sr. | G | 6-5 | 187 | Jacksonville, Fla. | Providence HS

RECORD PERFORMANCES

POINTS

Career 25 vs. South Dakota (12/28/15)
Season 20 vs. St. Francis Brooklyn (11/26/17)
ASUN 18, 2x, Last @ USC Upstate (2/18/17)

REBOUNDS

Career 18 vs. Youngstown State (11/21/15)
Season 10, 2x, Last vs. Webber Int'l (11/29/17)
ASUN 10 vs. Jacksonville (1/27/16)

ASSISTS

Career 7, 3x, Last vs. Long Beach State (11/25/16)
Season 5, 3x, Last vs. Middle Tennessee (12/2/17)
ASUN 6 @ NJIT (2/16/17)

STEALS

Career 5 vs. South Dakota (12/28/15)
Season 2 vs. Middle Tennessee (12/2/17)
ASUN 3 vs. North Florida (2/6/16)

FIELD GOALS MADE

Career 9 vs. Ave Maria (11/29/15)
Season 8 @ Bowling Green (11/18/17)
ASUN 7, 2x, Last @ Kennesaw State (1/21/16)

FIELD GOALS ATTEMPTED

Career 19 vs. South Dakota (12/28/15)
Season 12, 2x, Last vs. Webber Int'l (11/29/17)
ASUN 16 @ Stetson (1/7/17)

FREE THROWS MADE

Career 7, 2x, Last vs. Fairleigh Dickinson (3/15/16)
Season 4, 2x, Last vs. St. Francis Brooklyn (11/26/17)
ASUN 6 @ North Florida (1/25/17)

FREE THROWS ATTEMPTED

Career 10 @ North Florida (1/25/17)
Season 5, 2x, Last vs. Middle Tennessee (12/2/17)
ASUN 10 @ North Florida (1/25/17)

3-POINT FIELD GOALS MADE

Career 5 vs. Florida Tech (12/3/14)
Season 3, 2x, Last vs. FAU (12/5/17)
ASUN 4 @ Stetson (1/7/17)

3-POINT FIELD GOALS ATTEMPTED

Career 11 @ Stetson (1/7/17)
Season 6, 2x, Last vs. Webber Int'l (11/29/17)
ASUN 11 @ Stetson (1/7/17)

MINUTES

Career 40, 2x, Last vs. Stetson (3/6/16)
Season 38 vs. Illinois State (11/11/17)
ASUN 39 @ Stetson (1/7/17)

MISCELLANEOUS

	Season	Career
Double-Doubles	2	4
Double-Figure Points	8	52
20+ Points	1	7
Team Leader Scoring	4	18
Games W/ A 3-Pointer	8	73
5+ Rebounds	7	38
5+ Assists	3	10
Multi-Steal Games	1	21

CAREER STATS

			Total		3-Point		F-Throws		Rebounds											Scoring	
Season	gp-gs	min/avg	fg-fga	pct	fg-fga	pct	ft-fa	pct	off	def	tot	avg	pf	fo	ast	to	blk	stl	pts	avg	
2014-15	33-1	392/11.9	38-99	.384	19-55	.345	15-20	.750	7	45	52	1.6	33	0	26	28	7	9	110	3.3	
2015-16	35-24	1021/29.2	159-357	.445	47-131	.359	81-113	.717	38	139	177	5.1	67	0	82	46	13	42	446	12.7	
2016-17	33-31	937/28.4	120-284	.423	53-151	.351	44-61	.721	26	79	105	3.2	57	1	80	38	8	26	337	10.2	
2017-18	10-10	294/29.4	53-88	.602	17-32	.531	15-20	.750	10	55	65	6.5	15	0	24	13	6	5	138	13.8	
TOTAL	111-66	2644/23.8	370-828	.447	136-369	.369	155-214	.724	81	318	399	3.6	172	1	212	125	34	82	1031	9.3	

#DunkCity

NOTEWORTHY

Starting backcourt teammate with Duke's Grayson Allen at Providence High School ... of players with at least 35 makes, he leads FGCU in field-goal percentage at .602 ... went 7-7 from the floor at Siena and 8-11 at Bowling Green; 15-18 over those two games from the field ... season-high 20 points against St. Francis Brooklyn ... has a pair of double-doubles on the year: 12 points and 10 rebounds versus Navy and 18 points and 10 rebounds against Webber International ... has shot no worse than 40 percent from the floor in any game this season ... leads FGCU in rebounding (65 / 6.5 per game) as a guard ... **reached 1,000 career points against Webber International ... ranks 4th in the nation in field-goal percentage (.602) among guards.**



@Cterrell35

GAME-BY-GAME STATS

Opponent	Date	gs	min	Total		3-Pointers		Free throws		Rebounds				Other						
				fg-fga	pct	3fg-fga	pct	ft-fa	pct	off	def	tot	avg	pf	a	t/o	blk	stl	pts	avg
ILLINOIS STATE	11/11/17	*	38	6-12	.500	1-2	.500	0-0	.000	0	8	8	8.0	1	1	2	2	1	13	13.0
at Siena	11/13/17	*	23	7-7	1.000	2-2	1.000	0-0	.000	0	5	5	6.5	3	1	0	0	0	16	14.5
at Bowling Green	11/18/17	*	33	8-11	.727	2-4	.500	0-0	.000	0	5	5	6.0	4	2	1	2	0	18	15.7
at Middle Tennessee	11/21/17	*	27	2-5	.400	0-3	.000	0-0	.000	1	7	8	6.5	2	3	1	0	1	4	12.8
DENVER	11/24/17	*	33	5-11	.455	2-6	.333	4-5	.800	0	4	4	6.0	0	5	4	0	0	16	13.4
NAVY	11/25/17	*	30	5-9	.556	2-3	.667	0-0	.000	3	7	10	6.7	0	1	0	1	0	12	13.2
ST. FRANCIS BROOKLYN	11/26/17	*	30	7-10	.700	2-2	1.000	4-4	1.000	1	2	3	6.1	0	0	2	0	0	20	14.1
WEBBER INTERNATIONAL	11/29/17	*	21	7-12	.583	3-6	.500	1-2	.500	3	7	10	6.6	0	5	0	1	1	18	14.6
MIDDLE TENNESSEE	12/2/17	*	31	2-4	.500	0-1	.000	3-5	.600	1	7	8	6.8	2	5	2	0	2	7	13.8
FAU	12/5/17	*	28	4-7	.571	3-3	1.000	3-4	.750	1	3	4	6.5	3	1	1	0	0	14	13.8
Totals		10	294	53-88	.602	17-32	.531	15-20	.750	10	55	65	6.5	15	24	13	6	5	138	13.8

Games played: 10
Minutes/game: 29.4
Points/game: 13.8
FG Pct: .602
3FG Pct: .531
FT Pct: .750

Rebounds/game: 6.5
Assists/game: 2.4
Turnovers/game: 1.3
Assist/turnover ratio: 1.8
Steals/game: 0.5
Blocks/game: 0.6



13 RAYSEAN SCOTT JR.

So. | F | 6-7 | 213 | Compton, Calif. | Compton HS

RECORD PERFORMANCES

POINTS

Career	15 vs. Denver (11/24/17)
Season	15 vs. Denver (11/24/17)
ASUN	5 vs. Stetson (2/23/17)

REBOUNDS

Career	10 vs. St. Francis Brooklyn (11/26/17)
Season	10 vs. St. Francis Brooklyn (11/26/17)
ASUN	4, 2x, Last vs. Stetson (2/23/17)

ASSISTS

Career	2, 3x, Last vs. Middle Tennessee (12/2/17)
Season	2, 2x, Last vs. Middle Tennessee (12/2/17)
ASUN	2 vs. Kennesaw State (2/11/17)

STEALS

Career	1, 6x, Last vs. Webber Int'l (11/29/17)
Season	1, 2x, Last vs. Webber Int'l (11/29/17)
ASUN	

FIELD GOALS MADE

Career	7 vs. Denver (11/24/17)
Season	7 vs. Denver (11/24/17)
ASUN	2 vs. Stetson (2/23/17)

FIELD GOALS ATTEMPTED

Career	9 @ #13 Michigan State (11/20/16)
Season	8 vs. Denver (11/24/17)
ASUN	4 vs. Stetson (2/23/17)

FREE THROWS MADE

Career	4 @ Middle Tennessee (11/21/17)
Season	4 @ Middle Tennessee (11/21/17)
ASUN	1, 3x, Last vs. Stetson (2/23/17)

FREE THROWS ATTEMPTED

Career	5 @ Middle Tennessee (11/21/17)
Season	5 @ Middle Tennessee (11/21/17)
ASUN	3 vs. Kennesaw State (2/11/17)

3-POINT FIELD GOALS MADE

Career	4 @ #13 Michigan State (11/20/16)
Season	
ASUN	

3-POINT FIELD GOALS ATTEMPTED

Career	6 @ #13 Michigan State (11/20/16)
Season	2 @ Bowling Green (11/18/17)
ASUN	1, 3x, Last vs. Stetson (2/23/17)

MINUTES

Career	26 vs. Denver (11/24/17)
Season	26 vs. Denver (11/24/17)
ASUN	9 vs. Stetson (2/23/17)

MISCELLANEOUS

	Season	Career
Double-Figure Points	2	5
20+ Points		
Team Leader Scoring		
Double-Doubles		
5+ Rebounds	4	6
7+ Rebounds	3	3
Games W/ A 3-Pointer		4
Games W/ Multiple 3s		2
Games W/ A Steal	2	6

CAREER STATS

Season	gp-gs	min/avg	Total fg-fga pct	3-Point fg-fga pct	F-Throws ft-fga pct	Rebounds off def tot avg	Scoring pf fo ast to blk stl pts avg
2016-17	25-5	233/9.3	32-72 .444	8-30 .267	12-19 .632	9 43 52 2.1	45 0 9 17 3 4 84 3.4
2017-18	8-3	120/15.0	21-29 .724	0-4 .000	8-9 .889	16 26 42 5.3	22 0 8 6 6 2 50 6.3
TOTAL	33-8	353/10.7	53-101 .525	8-34 .235	20-28 .714	25 69 94 2.8	67 0 17 23 9 6 134 4.1

NOTEWORTHY

Missed the first two games of the year with a muscle strain in his knee ... **played against cause** **limited minutes at home Middle Tennessee be- of tonsillitis** ... tal-career-high 15 points on 7-8 shooting versus Denver ... career-best 10 rebounds opposite St. Francis Brooklyn ... **39 per-cent (37 of 94) of his career rebounds have come in the last six games.**



@yeaah_raay

GAME-BY-GAME STATS

Opponent	Date	gs	min	Total fg-fga pct	3-Pointers 3fg-fga pct	Free throws ft-fga pct	Rebounds off def tot avg	pf	a	t/o	blk	stl	pts	avg
at Bowling Green	11/18/17	9	14	2-5 .400	0-2 .000	0-0 .000	0 2 2 2.0	3	1	1	1	0	2	2.0
at Middle Tennessee	11/21/17	15	2-2	1.000	0-0 .000	4-5 .800	0 3 3 2.5	3	0	0	1	0	8	5.0
DENVER	11/24/17	26	7-8	.875	0-0 .000	1-1 1.000	5 3 8 4.3	2	0	0	1	0	15	8.3
NAVY	11/25/17 *	14	1-3	.333	0-1 .000	2-2 1.000	2 2 4 4.3	4	1	2	0	1	4	7.3
ST. FRANCIS BROOKLYN	11/26/17 *	19	3-3	1.000	0-0 .000	1-1 1.000	2 8 10 5.4	2	2	0	1	0	7	7.2
WEBBER INTERNATIONAL	11/29/17 *	14	5-5	1.000	0-0 .000	0-0 .000	4 3 7 5.7	1	1	1	1	1	10	7.7
MIDDLE TENNESSEE	12/2/17	10	0-0	.000	0-0 .000	0-0 .000	2 1 3 5.3	4	2	2	1	0	0	6.6
FAU	12/5/17	13	2-4	.500	0-1 .000	0-0 .000	1 4 5 5.3	3	1	0	0	0	4	6.3
Totals		3	120	21-29 .724	0-4 .000	8-9 .889	16 26 42 5.3	22	8	6	6	2	50	6.3

Games played: 8
Minutes/game: 15.0
Points/game: 6.3
FG Pct: 72.4
3FG Pct: 0.0
FT Pct: 88.9

Rebounds/game: 5.3
Assists/game: 1.0
Turnovers/game: 0.8
Assist/turnover ratio: 1.3
Steals/game: 0.3
Blocks/game: 0.8



15 RICKY DOYLE

R-Jr. | F | 6-10 | 253 | Cape Coral, Fla. | Michigan | Bishop Verot HS

RECORD PERFORMANCES

POINTS

Career 16 vs. Coppin State (12/22/14)
Season 11 @ Bowling Green (11/18/17)
ASUN

TOTAL REBOUNDS

Career 11 @ Siena (11/13/17)
Season 11 @ Siena (11/13/17)
ASUN

OFFENSIVE REBOUNDS

Career 6 @ Siena (11/13/17)
Season 6 @ Siena (11/13/17)
ASUN

DEFENSIVE REBOUNDS

Career 5 @ Siena (11/13/17)
Season 5 @ Siena (11/13/17)
ASUN

BLOCKS

Career 3 @ Rutgers (1/20/15)
Season 1, 6x, Last vs. FAU (12/5/17)
ASUN

FIELD GOALS MADE

Career 6, 3x, Last vs. Wisconsin (3/13/15)
Season 5, 3x, Last vs. Webber Int'l (11/29/17)
ASUN

FIELD GOALS ATTEMPTED

Career 9 @ Bowling Green (11/18/17)
Season 9 @ Bowling Green (11/18/17)
ASUN

FREE THROWS MADE

Career 5 at Indiana (2/8/15)
Season 3 @ Siena (11/13/17)
ASUN

FREE THROWS ATTEMPTED

Career 9 vs. Coppin State (12/22/14)
Season 6 @ Siena (11/13/17)
ASUN

MINUTES

Career 33 @ Penn State (1/6/15)
Season 29 @ Middle Tennessee (11/21/17)
ASUN

NOTEWORTHY

Did not play at home against Middle Tennessee because of back spasms ... had started every game this year before missing the MT contest, and came off the bench versus FAU ... increased his scoring each of the first three games of the season: Illinois State (8), Siena (9), Bowling Green (11) ... has been in foul trouble in five of eight games against D-I opponents, resulting in limited minutes ... consecutive 10-point games versus St. Francis Brooklyn and Webber International.

Transferred to FGCU from the University of Michigan in May of 2016.

Michigan Career Summary

Played in 67 of a possible 68 games during his two seasons, starting 30 contests ... averaged 4.9 points, 2.5 rebounds and shot 62.4 percent from the field ... reached double-figure points in 10 games, with seven of those coming against BCS opponents.



@rickydoyle

GAME-BY-GAME STATS

Opponent	Date	gs	min	Total		3-Pointers		Free throws		Rebounds								pts	avg		
				fg-fga	pct	3fg-fga	pct	ft-fa	pct	off	def	tot	avg	pf	a	t/o	blk	stl	pts	avg	
ILLINOIS STATE	11/11/17	*	9	3-3	1.000	0-0	.000	2-3	.667	0	1	1	1.0	5	0	1	0	0	8	8.0	
at Siena	11/13/17	*	27	3-7	.429	0-1	.000	3-6	.500	6	5	11	6.0	1	3	0	1	1	9	8.5	
at Bowling Green	11/18/17	*	18	5-9	.556	0-1	.000	1-1	1.000	3	4	7	6.3	4	0	1	1	1	11	9.3	
at Middle Tennessee	11/21/17	*	29	3-7	.429	0-0	.000	0-0	.000	1	3	4	5.8	0	2	3	1	1	6	8.5	
DENVER	11/24/17	*	13	0-0	.000	0-0	.000	1-2	.500	0	2	2	5.0	4	1	1	1	2	1	7.0	
NAVY	11/25/17	*	17	2-4	.500	0-0	.000	0-0	.000	0	4	4	4.8	4	0	4	1	0	4	6.5	
ST. FRANCIS BROOKLYN	11/26/17	*	18	5-7	.714	0-0	.000	0-0	.000	1	1	2	4.4	3	3	1	0	1	10	7.0	
WEBBER INTERNATIONA	11/29/17	*	16	5-6	.833	0-0	.000	0-0	.000	3	3	6	4.6	1	2	1	0	1	10	7.4	
FAU	12/5/17		16	1-3	.333	0-0	.000	1-3	.333	3	2	5	4.7	2	1	2	1	0	3	6.9	
Totals			8	163	27-46	.587	0-2	.000	8-15	.533	17	25	42	4.7	24	12	14	6	7	62	6.9

Games played: 9
Minutes/game: 18.1
Points/game: 6.9
FG Pct: 58.7
3FG Pct: 0.0
FT Pct: 53.3

Rebounds/game: 4.7
Assists/game: 1.3
Turnovers/game: 1.6
Assist/turnover ratio: 0.9
Steals/game: 0.8
Blocks/game: 0.7

MISCELLANEOUS

	Season	Career
Double-Doubles		
20+ Points		
10+ Rebounds	1	1
5+ Offensive Rebounds	1	3
10+ Defensive Rebounds		
Games W/ A Block	6	21
Multi-Block Games		3

CAREER STATS

Season	gp-gs	min/avg	Total		3-Point		F-Throws		Rebounds				Scoring							
			fg-fga	pct	fg-fga	pct	ft-fa	pct	off	def	tot	avg	pf	fo	ast	to	blk	stl	pts	avg
2014-15*	31-19	564/18.2	74-121	.612	0-0	.000	42-69	.609	46	52	98	3.2	57	0	8	18	12	7	190	6.1
2015-16*	36-11	438/12.2	52-81	.642	0-0	.000	33-52	.635	32	39	71	2.0	64	0	2	22	7	3	137	3.8
2017-18	9-8	163/18.1	27-46	.587	0-2	.000	8-15	.533	17	25	42	4.7	24	1	12	14	6	7	62	6.9
TOTAL	9-8	163/18.1	27-46	.587	0-2	.000	8-15	.533	17	25	42	4.7	24	1	12	14	6	7	62	6.9
All*	76-38	1165/15.3	153-248	.617	0-2	.000	83-136	.610	95	116	211	2.8	145	1	22	54	25	17	389	5.1



21 | BRADY ERNST

R-So. | F | 6-10 | 230 | Clinton, Iowa | Indian Hills CC/Iowa State | Clinton HS

RECORD PERFORMANCES

POINTS

Career 23 @ Rock Valley (11/18/16)
Season 7 vs. Webber Int'l (11/29/17)
ASUN

TOTAL REBOUNDS

Career 15 vs. Northeastern Oklahoma A&M (11/12/16)
Season 11 vs. Webber Int'l (11/29/17)
ASUN

OFFENSIVE REBOUNDS

Career 8 vs. Northeastern Oklahoma A&M (11/12/16)
Season 3 vs. Webber Int'l (11/29/17)
ASUN

DEFENSIVE REBOUNDS

Career 9, 3x, Last vs. Richard J. Daley (12/3/16)
Season 8 vs. Webber Int'l (11/29/17)
ASUN

BLOCKS

Career 4, 2x, Last vs. Richard J. Daley (12/3/16)
Season 1, 2x, Last vs. Navy (11/25/17)
ASUN

FIELD GOALS MADE

Career 8 @ Rock Valley (11/18/16)
Season 3 vs. Webber Int'l (11/29/17)
ASUN

FIELD GOALS ATTEMPTED

Career 13 @ Rock Valley (11/18/16)
Season 3, 2x, Last vs. Webber Int'l (11/29/17)
ASUN

FREE THROWS MADE

Career 8, 2x, Last vs. Northeast (1/14/17)
Season 3 vs. St. Francis Brooklyn (11/26/17)
ASUN

FREE THROWS ATTEMPTED

Career 13 vs. Vincennes (12/2/16)
Season 4, 2x, Last vs. Webber Int'l (11/29/17)
ASUN

MINUTES

Career 32 @ Rock Valley (11/18/16)
Season 20 vs. Webber Int'l (11/29/17)
ASUN

MISCELLANEOUS

	Season	Career
Double-Doubles		6
20+ Points		1
10+ Rebounds	1	7
5+ Offensive Rebounds		3
10+ Defensive Rebounds		
Games W/ A Block	2	18
Multi-Block Games		10

NOTEWORTHY

Made his FGCU debut in the season opener opposite Illinois State, scoring two points ... season-bests of seven points and 11 rebounds against Webber International ... 19 of his 27 rebounds came in the two contests of a game stretch from Nov. 25-29.

Transferred to FGCU from Indian Hills Community College in April of 2017.

As A Redshirt Freshman At Indian Hills CC

2016-17: Averaged 9.4 points and 6.5 rebounds per game ... connected at a 63.7-percent clip from the floor and percent from the free throw

As A Freshman At Iowa State

2015-16: Saw action in six games early in the season before being shut down for the remainder of the year because his knee wasn't responding after an ACL tear late in his senior year of high school.



GAME-BY-GAME STATS

Opponent	Date	gs	min	Total fg-fga	pct	3fg-fga	pct	Free throws ft-fa	pct	Rebounds off	def	tot	avg	pf	a	t/o	blk	stl	pts	avg
ILLINOIS STATE	11/11/17	11	1-1	1.000	0-0	.000	0-1	.000	0	3	3	3.0	2	0	0	0	0	0	2	2.0
at Siena	11/13/17	14	0-3	.000	0-0	.000	1-2	.500	0	2	2	2.5	2	1	1	0	1	1	1	1.5
at Bowling Green	11/18/17	7	1-1	1.000	0-0	.000	0-1	.000	0	2	2	2.3	1	0	0	0	0	0	2	1.7
at Middle Tennessee	11/21/17	3	0-0	.000	0-0	.000	0-0	.000	0	0	0	1.8	0	0	0	0	0	0	0	1.3
DENVER	11/24/17	18	1-2	.500	0-0	.000	2-2	1.000	1	0	1	1.6	1	0	0	1	1	4	1.8	
NAVY	11/25/17	17	1-2	.500	0-0	.000	0-0	.000	2	6	8	2.7	2	0	2	1	1	2	1.8	
ST. FRANCIS BROOKLYN	11/26/17	19	0-1	.000	0-0	.000	3-4	.750	0	0	0	2.3	1	0	0	0	0	3	2.0	
WEBBER INTERNATIONAL	11/29/17	20	3-3	1.000	0-0	.000	1-4	.250	3	8	11	3.4	1	2	0	0	0	7	2.6	
MIDDLE TENNESSEE	12/2/17	11	1-1	1.000	0-0	.000	0-1	.000	0	0	0	3.0	1	0	0	0	0	2	2.6	
FAU	12/5/17	*	3	0-1	.000	0-0	.000	0-0	.000	1	0	1	2.8	0	0	0	0	0	0	2.3
Totals		1	123	8-15	.533	0-0	.000	7-15	.467	7	21	28	2.8	11	3	3	2	3	23	2.3

Games played: 10
Minutes/game: 12.3
Points/game: 2.3
FG Pct: 53.3
FT Pct: 46.7

Rebounds/game: 2.8
Assists/game: 0.3
Turnovers/game: 0.3
Assist/turnover ratio: 1.0
Steals/game: 0.3
Blocks/game: 0.2

CAREER STATS

Season	gp-gs	min/avg	Total fg-fga	pct	3fg-fga	pct	F-Throws ft-fa	pct	Rebounds off	def	tot	avg	pf	fo	ast	to	blk	stl	pts	avg
2015-16*	6-0	14/2.3	1-3	.333	0-0	.000	0-0	.000	2	2	4	0.7	1	0	0	0	1	0	2	0.3
2016-17*	28-23	0/0.0	93-146	.637	0-1	.000	77-106	.726	63	120	183	6.5	54	2	12	35	31	9	263	9.4
2017-18	10-1	123/12.3	8-15	.533	0-0	.000	7-15	.467	7	21	28	2.8	11	0	3	3	2	3	23	2.3
TOTAL	10-1	123/12.3	8-15	.533	0-0	.000	7-15	.467	7	21	28	2.8	11	0	3	3	2	3	23	2.3
All*	44-24	137/3.1	102-164	.622	0-1	.000	84-121	.694	72	143	215	4.9	66	2	15	38	34	12	288	6.5



23 CHRISTIAN CARLYLE

So. | G | 6-6 | 210 | Jacksonville, Fla. | Bishop Kenny HS

RECORD PERFORMANCES

POINTS

Career 19 vs. Florida Tech (12/31/16)
Season 18 vs. Middle Tennessee (12/2/17)
ASUN 6 vs. Lipscomb (2/9/17)

REBOUNDS

Career 9 vs. Illinois State (11/11/17)
Season 9 vs. Illinois State (11/11/17)
ASUN 3 vs. Lipscomb (2/9/17)

ASSISTS

Career 6 vs. Florida Tech (12/31/16)
Season 3, 2x, Last vs. Webber Int'l (11/29/17)
ASUN 1, 4x, Last vs. Lipscomb (2/9/17)

STEALS

Career 2, 4x, Last vs. FAU (12/5/17)
Season 2, 3x, Last vs. FAU (12/5/17)
ASUN 2 @ Jacksonville (2/4/17)

FIELD GOALS MADE

Career 7 vs. Florida Tech (12/31/16)
Season 6, 2x, Last vs. Middle Tennessee (12/2/17)
ASUN 2 vs. Lipscomb (2/9/17)

FIELD GOALS ATTEMPTED

Career 11 vs. Webber Int'l (11/29/17)
Season 11 vs. Webber Int'l (11/29/17)
ASUN 4 vs. Lipscomb (2/9/17)

FREE THROWS MADE

Career 7 vs. Illinois State (11/11/17)
Season 7 vs. Illinois State (11/11/17)
ASUN 3 @ North Florida (1/25/17)

FREE THROWS ATTEMPTED

Career 10 vs. Illinois State (11/11/17)
Season 10 vs. Illinois State (11/11/17)
ASUN 4 @ North Florida (1/25/17)

3-POINT FIELD GOALS MADE

Career 1, 5x, Last vs. Webber Int'l (11/29/17)
Season 1, 3x, Last vs. Webber Int'l (11/29/17)
ASUN 1 vs. Lipscomb (2/9/17)

3-POINT FIELD GOALS ATTEMPTED

Career 2, 4x, Last vs. Webber Int'l (11/29/17)
Season 2, 3x, Last vs. Webber Int'l (11/29/17)
ASUN 2 vs. Lipscomb (2/9/17)

MINUTES

Career 37 vs. Middle Tennessee (12/2/17)
Season 37 vs. Middle Tennessee (12/2/17)
ASUN 23 vs. Lipscomb (2/9/17)

MISCELLANEOUS

	Season	Career
Double-Figure Points	3	4
20+ Points		
Team Leader Scoring		
Double-Doubles		
5+ Rebounds	2	2
5+ Assists		1
Team Leader/Assists		1
Games W/ A Steal	5	10

CAREER STATS

			Total		3-Point		F-Throws		Rebounds											Scoring	
Season	gp-gs	min/avg	fg-fga	pct	fg-fga	pct	ft-fa	pct	off	def	tot	avg	pf	fo	ast	to	blk	stl	pts	avg	
2016-17	20-0	186/9.3	16-30	.533	2-6	.333	11-17	.647	9	12	21	1.1	15	0	18	4	2	8	45	2.3	
2017-18	10-2	228/22.8	24-56	.429	3-9	.333	21-27	.778	13	18	31	3.1	30	3	13	9	3	8	72	7.2	
TOTAL	30-2	414/13.8	40-86	.465	5-15	.333	32-44	.727	22	30	52	1.7	45	3	31	13	5	16	117	3.9	

NOTEWORTHY

Made his first career start in the season opener against Illinois State ... finished with 11 points in that contest - at the time his most versus a Division-I team ... made his first 3-point attempt of the year at Middle Tennessee ... season-best three assists versus Denver ... season-establishing 18 points versus Middle Tennessee at home - his most against a D-I opponent.



@Ccarlyle15

GAME-BY-GAME STATS

Opponent	Date	gs	min	Total	3-Pointers	Free throws	Rebounds	pf	a	t/o	blk	stl	pts	avg
ILLINOIS STATE	11/11/17	*	25	2-3 .667	0-0 .000	7-10 .700	4 5 9 9.0	3	1	1	2	0	11	11.0
at Siena	11/13/17		18	1-3 .333	0-0 .000	4-6 .667	4 1 5 7.0	5	1	2	0	1	6	8.5
at Bowling Green	11/18/17		17	1-6 .167	0-0 .000	0-0 .000	1 2 3 5.7	2	1	1	1	0	2	6.3
at Middle Tennessee	11/21/17		14	1-3 .333	1-2 .500	0-0 .000	0 1 1 4.5	5	1	0	0	1	3	5.5
DENVER	11/24/17		18	1-5 .200	1-2 .500	0-0 .000	1 0 1 3.8	2	3	1	0	0	3	5.0
NAVY	11/25/17		29	2-6 .333	0-1 .000	2-2 1.000	1 0 1 3.3	2	1	0	0	0	6	5.2
ST. FRANCIS BROOKLYN	11/26/17		19	1-3 .333	0-0 .000	2-2 1.000	0 3 3 3.3	3	2	0	0	0	4	5.0
WEBBER INTERNATIONAL	11/29/17		26	6-11 .545	1-2 .500	0-0 .000	1 3 4 3.4	1	3	1	0	2	13	6.0
MIDDLE TENNESSEE	12/2/17	*	37	6-9 .667	0-1 .000	6-7 .857	1 1 2 3.2	5	0	2	0	2	18	7.3
FAU	12/5/17		25	3-7 .429	0-1 .000	0-0 .000	0 2 2 3.1	2	0	1	0	2	6	7.2
Totals		2	228	24-56 .429	3-9 .333	21-27 .778	13 18 31 3.1	30	13	9	3	8	72	7.2

Games played: 10
Minutes/game: 22.8
Points/game: 7.2
FG Pct: 42.9
3FG Pct: 33.3
FT Pct: 77.8

Rebounds/game: 3.1
Assists/game: 1.3
Turnovers/game: 0.9
Assist/turnover ratio: 1.4
Steals/game: 0.8
Blocks/game: 0.3



30 BRIAN THOMAS

Fr. | F | 6-9 | 240 | Kennesaw, Ga. | Kell HS

RECORD PERFORMANCES

@b_thomas30

NOTEWORTHY

Suffered a fractured left (non-shooting) hand in practice on Nov. 20 and is out indefinitely ... did not play in the season opener (coach's decision).

POINTS

Career 3 @ Bowling Green (11/18/17)
Season 3 @ Bowling Green (11/18/17)
ASUN

REBOUNDS

Career 5 @ Bowling Green (11/18/17)
Season 5 @ Bowling Green (11/18/17)
ASUN

OFFENSIVE REBOUNDS

Career 3 @ Bowling Green (11/18/17)
Season 3 @ Bowling Green (11/18/17)
ASUN

DEFENSIVE REBOUNDS

Career 2 @ Bowling Green (11/18/17)
Season 2 @ Bowling Green (11/18/17)
ASUN

BLOCKS

Career 2 @ Siena (11/13/17)
Season 2 @ Siena (11/13/17)
ASUN

FIELD GOALS MADE

Career 1, 2x, Last @ Bowling Green (11/18/17)
Season 1, 2x, Last @ Bowling Green (11/18/17)
ASUN

FIELD GOALS ATTEMPTED

Career 2 @ Siena (11/13/17)
Season 2 @ Siena (11/13/17)
ASUN

FREE THROWS MADE

Career 1 @ Bowling Green (11/18/17)
Season 1 @ Bowling Green (11/18/17)
ASUN

FREE THROWS ATTEMPTED

Career 2 @ Bowling Green (11/18/17)
Season 2 @ Bowling Green (11/18/17)
ASUN

MINUTES

Career 11 @ Siena (11/13/17)
Season 11 @ Siena (11/13/17)
ASUN

MISCELLANEOUS

	Season	Career
Double-Doubles		
20+ Points		
Team Leader Scoring		
10+ Rebounds		
5+ Offensive Rebounds		
10+ Defensive Rebounds		
Games W/ A Block	1	1
Multi-Block Games	1	1

CAREER STATS

Season	gp-gs	min/avg	Total		3-Point		F-Throws		Rebounds				Scoring						
			fg-fga	pct	fg-fga	pct	ft-fa	pct	off	def	tot	avg	pts	pts	pts	pts	pts	pts	pts
2017-18	2-0	19/9.5	2-3	.667	0-0	.000	1-2	.500	3	3	6	3.0	1	0	0	1	2	0	5
TOTAL	2-0	19/9.5	2-3	.667	0-0	.000	1-2	.500	3	3	6	3.0	1	0	0	1	2	0	5



High School

Rated as a 3-star recruit by Rivals ... tabbed as the 16th-best player in the entire talent-laden state of Georgia ... did not play as a senior (injury) ... averaged 11 points, 12 rebounds and 5 blocks per game as a junior.

GAME-BY-GAME STATS

Opponent	Date	gs	min	Total fg-fga	pct	3-Pointers fg-fga	pct	Free throws ft-fa	pct	Rebounds				pf	a	t/o	blk	stl	pts	avg
at Siena	11/13/17	11		1-2	.500	0-0	.000	0-0	.000	0	1	1	1.0	1	0	0	2	0	2	2.0
at Bowling Green	11/18/17	8		1-1	1.000	0-0	.000	1-2	.500	3	2	5	3.0	0	0	1	0	0	3	2.5
Totals		0	19	2-3	.667	0-0	.000	1-2	.500	3	3	6	3.0	1	0	1	2	0	5	2.5

Games played: 2
Minutes/game: 9.5
Points/game: 2.5
FG Pct: 66.7
FT Pct: 50.0

Rebounds/game: 3.0
Turnovers/game: 0.5
Blocks/game: 1.0



31 | DINERO MERCURIUS

R-Jr. | G | 6-4 | 200 | Orlando, Fla. | Daytona State/UTRGV/USF | Faith Baptist Christian

RECORD PERFORMANCES

POINTS

Career 37 vs. Trinity Valley CC (11/25/16)
Season 14 @ Siena (11/13/17)
ASUN

REBOUNDS

Career 10 @ St. Petersburg (12/14/16)
Season 3 @ Siena (11/13/17)
ASUN

ASSISTS

Career 10 vs. South Georgia Tech (11/11/16)
Season 2 @ Siena (11/13/17)
ASUN

STEALS

Career 3, 5x, Last vs. FSCJ (1/21/17)
Season 1, 3x, Last vs. FAU (12/5/17)
ASUN

FIELD GOALS MADE

Career 11 vs. Trinity Valley CC (11/25/16)
Season 5, 2x, Last vs. FAU (12/5/17)
ASUN

FIELD GOALS ATTEMPTED

Career 22 @ College of Central Florida (2/15/17)
Season 11 vs. Illinois State (11/11/17)
ASUN

FREE THROWS MADE

Career 13 @ College of Central Florida (1/11/17)
Season 3 @ Middle Tennessee (11/21/17)
ASUN

FREE THROWS ATTEMPTED

Career 14 vs. Tallahassee CC (12/11/16)
Season 3 @ Middle Tennessee (11/21/17)
ASUN

3-POINT FIELD GOALS MADE

Career 6, 3x, Last @ College of Central Florida (1/11/17)
Season 4 vs. Middle Tennessee (12/2/17)
ASUN

3-POINT FIELD GOALS ATTEMPTED

Career 14, 2x, Last @ College of Central Florida (1/11/17)
Season 8 vs. Illinois State (11/11/17)
ASUN

MINUTES

Career 41 vs. Trinity Valley CC (11/25/16)
Season 24, 2x, Last vs. FAU (12/5/17)
ASUN

MISCELLANEOUS

	Season	Career
Double-Figure Points	4	30
20+ Points		11
Double-Doubles		1
5+ Assists		4
Double-Figure Assists		1
Multi Steal Games		21

NOTEWORTHY

Injured his shoulder seconds after entering the Denver game and missed the next three games ... returned against Middle Tennessee, knocking down a season-high four 3-pointers ... has come off the bench and made three or more 3-pointers five games already this year ... **tied for the team lead with 17 made 3-pointers this year in just six full games of action.**

Transferred to FGCU in April of 2017 from Daytona State College.

As A Redshirt Sophomore At Daytona State

2016-17: Averaged 17.8 points, 4.6 rebounds and 2.8 assists per game ... named to the Mid-Florida Conference First Team ... shot 38.2 percent from 3-point range (87-228).

As A Sophomore At University of Texas Rio Grande Valley

2015-16: Utilized a redshirt season in accordance with NCAA rules after transferring from USF.

As A Freshman At USF

2014-15: Averaged 3.3 points and 1.9 rebounds per game.



@D_31_M

GAME-BY-GAME STATS

Opponent	Date	gs	min	Total fg-fga	pct	3-Pointers 3fg-fga	pct	Free throws ft-fa	pct	Rebounds off	def	tot	avg	pf	a	t/o	blk	stl	pts	avg
ILLINOIS STATE	11/11/17	24		4-11	.364	3-8	.375	0-0	.000	1	1	2	2.0	3	1	0	0	0	11	11.0
at Siena	11/13/17	23		5-9	.556	3-7	.429	1-1	1.000	0	3	3	2.5	0	2	1	0	1	14	12.5
at Bowling Green	11/18/17	23		3-8	.375	3-7	.429	0-0	.000	0	2	2	2.3	1	0	2	0	1	9	11.3
at Middle Tennessee	11/21/17 *	17		1-4	.250	1-4	.250	3-3	1.000	0	1	1	2.0	4	0	1	0	0	6	10.0
DENVER	11/24/17	0		0-0	.000	0-0	.000	0-0	.000	0	0	0	1.6	0	0	0	0	0	0	8.0
MIDDLE TENNESSEE	12/2/17	23		4-8	.500	4-6	.667	0-1	.000	1	0	1	1.5	0	0	3	0	0	12	8.7
FAU	12/5/17	24		5-7	.714	3-4	.750	0-0	.000	0	1	1	1.4	3	0	2	0	1	13	9.3
Totals		1	134	22-47	.468	17-36	.472	4-5	.800	2	8	10	1.4	11	3	9	0	3	65	9.3

Games played: 7
Minutes/game: 19.1
Points/game: 9.3
FG Pct: 46.8
3FG Pct: 47.2
FT Pct: 80.0

Rebounds/game: 1.4
Assists/game: 0.4
Turnovers/game: 1.3
Assist/turnover ratio: 0.3
Steals/game: 0.4

CAREER STATS

Season	gp-gs	min/avg	Total fg-fga	pct	3-Point fg-fga	pct	F-Throws ft-fa	pct	Rebounds off	def	tot	avg	pf	fo	ast	to	blk	stl	Scoring pts	avg
2014-15*	29-3	404/13.9	33-84	.393	8-39	.205	23-28	.821	16	39	55	1.9	54	1	21	15	0	11	97	3.3
2016-17*	29-29	869/30.0	146-363	.402	87-228	.382	136-158	.861	23	109	132	4.6	56	0	82	43	7	50	515	17.8
2017-18	7-1	134/19.1	22-47	.468	17-36	.472	4-5	.800	2	8	10	1.4	11	0	3	9	0	3	65	9.3
TOTAL	7-1	134/19.1	22-47	.468	17-36	.472	4-5	.800	2	8	10	1.4	11	0	3	9	0	3	65	9.3
All*	65-33	1407/21.6	201-494	.407	112-303	.370	163-191	.853	41	156	197	3.0	121	1	106	67	7	64	677	10.4



32 ANTRAVIOUS SIMMONS

R-Sr. | F | 6-9 | 250 | Miami, Fla. | VCU | South Miami HS

RECORD PERFORMANCES

POINTS

Career 21 vs. Stetson (3/6/16)
Season 15 vs. St. Francis Brooklyn (11/26/17)
ASUN 13 @ Stetson (1/7/17)

REBOUNDS

Career 12, 3x, Last @ Georgia Southern (12/4/16)
Season 8, 3x, Last vs. Webber Int'l (11/29/17)
ASUN 9 @ North Florida (1/30/16)

OFFENSIVE REBOUNDS

Career 6 @ Georgia Southern (12/4/16)
Season 5 vs. Illinois State (11/11/17)
ASUN 4, 4x, Last @ USC Upstate (2/18/17)

DEFENSIVE REBOUNDS

Career 9, 2x, Last @ #13 Michigan State (11/20/16)
Season 5, 3x, Last vs. FAU (12/5/17)
ASUN 6 vs. USC Upstate (1/16/16)

BLOCKS

Career 2, 5x, Last vs. North Carolina (3/17/16)
Season 1, 3x, Last vs. FAU (12/5/17)
ASUN 2 vs. Stetson (1/9/16)

FIELD GOALS MADE

Career 9 vs. Stetson (3/6/16)
Season 7 vs. St. Francis Brooklyn (11/26/17)
ASUN 6, 3x, Last @ Stetson (1/7/17)

FIELD GOALS ATTEMPTED

Career 14, 2x, Last @ #13 Michigan State (11/20/16)
Season 9, 2x, Last vs. FAU (12/5/17)
ASUN 9 @ Kennesaw State (1/21/16)

FREE THROWS MADE

Career 5, 4x, Last @ Georgia Southern (12/4/16)
Season 4 vs. Webber Int'l (11/29/17)
ASUN 5 vs. Lipscomb (2/18/16)

FREE THROWS ATTEMPTED

Career 8 @ Georgia Southern (12/4/16)
Season 4, 2x, Last vs. FAU (12/5/17)
ASUN 5, 3x, Last vs. Lipscomb (2/18/16)

MINUTES

Career 33 @ #13 Michigan State (11/20/16)
Season 25 vs. Middle Tennessee (12/2/17)
ASUN 27 vs. USC Upstate (1/19/17)

MISCELLANEOUS

	Season	Career
Double-Doubles		4
20+ Points		1
Team Leader Scoring		3
10+ Rebounds		5
5+ Offensive Rebounds	1	3
10+ Defensive Rebounds		
Games W/ A Block	3	17
Multi-Block Games		5

CAREER STATS

Season	gp-gs	min/avg	Total		3-Point		F-Throws		Rebounds				Scoring						
			fg-fga	pct	fg-fga	pct	ft-fga	pct	off	def	tot	avg	pts	avg	pts	avg	pts	avg	pts
2014-15*	3-0	9/3.0	1-1	1.000	0-0	.000	0-0	.000	0	2	2	0.7	2	0.7	2	0.7	2	0.7	2
2015-16	34-16	562/16.5	112-207	.541	0-1	.000	45-72	.625	59	119	178	5.2	101	7.9	269	7.9	269	7.9	269
2016-17	34-11	492/14.5	79-141	.560	1-1	1.000	26-39	.667	42	75	117	3.4	80	5.4	185	5.4	185	5.4	185
2017-18	10-5	180/18.0	33-50	.660	0-0	.000	10-15	.667	19	29	48	4.8	33	7.6	76	7.6	76	7.6	76
TOTAL	78-32	1234/15.8	224-398	.563	1-2	.500	81-126	.643	120	223	343	4.4	214	6.8	530	6.8	530	6.8	530
All*	81-32	1243/15.3	225-399	.564	1-2	.500	81-126	.643	120	225	345	4.3	216	6.6	532	6.6	532	6.6	532

NOTEWORTHY

After coming off the bench in the season opener, started the next two games at Siena and Bowling Green ... increased his scoring each of the first three games of the year: Illinois State (5), Siena (7), Bowling Green (8) ... season-high 15 points on 7-9 shooting against St. Francis Brooklyn ... balanced effort with eight points and eight rebounds in just 16 minutes versus Webber International ... 13 points and six rebounds in the 1st half against FAU.



@dreamchasertray

GAME-BY-GAME STATS

Opponent	Date	gs	min	fg-fga	pct	3fg-fga	pct	ft-fga	pct	off	def	tot	avg	pf	a	t/o	blk	stl	pts	avg
ILLINOIS STATE	11/11/17	18	2-3	.667	0-0	.000	1-2	.500	5	3	8	8.0	2	2	2	0	1	5	5.0	
at Siena	11/13/17 *	17	3-5	.600	0-0	.000	1-1	1.000	3	5	8	8.0	3	2	1	0	2	7	6.0	
at Bowling Green	11/18/17 *	16	4-5	.800	0-0	.000	0-1	.000	1	1	2	6.0	5	0	1	0	1	8	6.7	
at Middle Tennessee	11/21/17	16	3-4	.750	0-0	.000	0-1	.000	2	1	3	5.3	4	0	1	0	0	6	6.5	
DENVER	11/24/17 *	14	2-4	.500	0-0	.000	0-0	.000	0	1	1	4.4	3	0	0	1	0	4	6.0	
NAVY	11/25/17	14	3-3	1.000	0-0	.000	0-0	.000	0	1	1	3.8	1	1	2	1	1	6	6.0	
ST. FRANCIS BROOKLYN	11/26/17	20	7-9	.778	0-0	.000	1-2	.500	4	3	7	4.3	4	2	1	0	0	15	7.3	
WEBBER INTERNATIONAL	11/29/17	16	2-3	.667	0-0	.000	4-4	1.000	3	5	8	4.8	1	3	2	0	0	8	7.4	
MIDDLE TENNESSEE	12/2/17 *	25	2-5	.400	0-0	.000	0-0	.000	0	4	4	4.7	5	0	2	0	0	4	7.0	
FAU	12/5/17 *	24	5-9	.556	0-0	.000	3-4	.750	1	5	6	4.8	5	1	1	1	0	13	7.6	
Totals		5	180	33-50	.660	0-0	.000	10-15	.667	19	29	48	4.8	33	11	13	3	5	76	7.6

Games played: 10
Minutes/game: 18.0
Points/game: 7.6
FG Pct: 66.0
FT Pct: 66.7

Rebounds/game: 4.8
Assists/game: 1.1
Turnovers/game: 1.3
Assist/turnover ratio: 0.8
Steals/game: 0.5
Blocks/game: 0.3



PROGRAM CAREER LEADERS

POINTS

1. 1835 - Bernard Thompson (134 Games) - 2011-15
2. 1477 - Brett Comer (137 Games) - 2011-15
3. 1367 - Ryan Hopkins (88 Games) - 2002-05
4. 1306 - Chase Fieler (134 Games) - 2010-14
5. 1241 - Sherwood Brown (119 Games) - 2009-13
6. 1086 - Casey Wohlleb (87 Games) - 2005-08
7. 1084 - Marc-Eddy Norelia (92 Games) - 2014-17
- 8. 1031 - CHRISTIAN TERRELL (111 GAMES) - 2014-**
9. 985 - Bryan Crislip (89 Games) - 2002-05
10. 949 - Reed Baker (74 Games) - 2008-11

REBOUNDS

1. 714 - Chase Fieler (253o-461d) - 2010-14
2. 623 - Bernard Thompson (170o-453d) - 2011-15
3. 611 - Marc-Eddy Norelia (197o-414d) - 2014-17
4. 589 - Sherwood Brown (179o-410d) - 2009-13
5. 570 - Adam Liddell (159o-411d) - 2005-08
6. 536 - Demetris Morant (207o-329d) - 2014-17
7. 453 - Brett Comer (103o-350d) - 2011-15
- 8. 399 - CHRISTIAN TERRELL (81o, 318d) - 2014-**
9. 382 - Anthony Banks (206o-176d) - 2008-11
10. 380 - Derrick O'Neil (152o-228d) - 2008-10

STEALS

1. 262 - Bernard Thompson - 2011-15
2. 194 - Bryan Crislip - 2002-05
3. 181 - Brett Comer - 2011-15
4. 155 - Rob Quaintance - 2006-08
5. 120 - Sherwood Brown - 2009-13
6. 117 - Yavney Neptune - 2004-08
7. 108 - Chase Fieler - 2010-14
8. 106 - Gabe Pean - 2002-06
9. 102 - Beau Bauer - 2005-07
- 10. 99 - ZACH JOHNSON - 2015-**

FIELD GOALS MADE

1. 636 - Bernard Thompson (134 Games) - 2011-15
2. 536 - Brett Comer (137 Games) - 2011-15
3. 487 - Chase Fieler (134 Games) - 2010-14
4. 462 - Ryan Hopkins (88 Games) - 2002-05
5. 447 - Sherwood Brown (119 Games) - 2009-13
6. 430 - Marc-Eddy Norelia (92 Games) - 2014-17
7. 378 - Casey Wohlleb (87 Games) - 2005-08
- 8. 370 - CHRISTIAN TERRELL (111 GAMES) - 2014-**
- 9. 325 - ZACH JOHNSON (78 GAMES) - 2015-**
10. 321 - Adam Liddell (82 Games) - 2005-08

#DunkCity

FIELD GOAL % (MIN. 200 MADE)

1. .666 - Demetris Morant (275-413) - 2014-17
- 2. .563 - ANTRAVIOUS SIMMONS (224-398) - 2015-**
3. .535 - Marc-Eddy Norelia (430-803) - 2014-17
4. .524 - Anthony Banks (317-605) - 2008-11
5. .523 - Robinson Tisme (294-562) - 2002-04
6. .502 - Chase Fieler (487-971) - 2010-14
7. .486 - Kyle Marks (202-416) - 2008-10
- 8. .484 - BRANDON GOODWIN (274-566) - 2016-**
9. .472 - Adam Liddell (321-680) - 2005-08
10. .456 - Sherwood Brown (447-981) - 2009-13

3-POINTERS MADE

1. 355 - Ryan Hopkins (88 games) - 2002-05
2. 219 - Bernard Thompson (134 games) - 2011-15
3. 182 - Filip Cvjeticanin (131 games) - 2011-14,15-16
4. 178 - Christophe Varidel (99 games) - 2010-13
5. 174 - Bryan Crislip (89 games) - 2002-05
6. 157 - Sherwood Brown (119 games) - 2009-13
- 7. 136 - CHRISTIAN TERRELL* (111 GAMES) - 2014-**
8. 130 - Reed Baker (74 games) - 2008-11
9. 118 - Delvin Franklin (62 games) - 2007-09
10. 114 - Casey Wohlleb (87 games) - 2005-08

* Also ranked 4th in 3PT% at .369 (136-369)

FREE THROWS MADE

1. 344 - Bernard Thompson (134 Games) - 2011-15
2. 304 - Brett Comer (137 Games) - 2011-15
3. 231 - Reed Baker (74 Games) - 2008-11
4. 229 - Chase Fieler (134 Games) - 2010-14
5. 223 - Marc-Eddy Norelia (92 Games) - 2014-17
6. 216 - Casey Wohlleb (87 Games) - 2005-08
7. 195 - Bryan Crislip (89 Games) - 2002-05
- 8. 192 - BRANDON GOODWIN (44 GAMES) - 2016-**
9. 190 - Sherwood Brown (119 Games) - 2009-13
- 10. 184 - ZACH JOHNSON (78 GAMES) - 2015-**

ASSISTS

1. 845 - Brett Comer - 2011-15
2. 606 - Bryan Crislip - 2002-05
3. 337 - Rob Quaintance - 2006-08
4. 246 - Bernard Thompson - 2011-15
- 5. 240 - ZACH JOHNSON - 2015-**
6. 225 - Gabe Pean - 2002-06
- 7. 212 - CHRISTIAN TERRELL - 2014-**
8. 203 - Chase Fieler - 2010-14
9. 192 - Reggie Chambers - 2008-10
- 10. 182 - BRANDON GOODWIN - 2016-**



SPECIALTY STATS

Opponent	T/O	2ndCh	Paint	FastB	Bench	Ties	Leads	WL	Score	Leads overcome
Illinois State	18	15	48	21	18	2	6	W	98-87	trailed by 6 1st-10:19
Siena	21	15	50	17	25	1	1	W	86-53	trailed by 3 1st-18:57
Bowling Green	11	16	44	10	18	2	3	L	80-83	lost 13 1st-10:15
Middle Tennessee	13	6	34	2	18	0	0	L	72-85	lost 2 1st-18:01
Denver	24	11	35	7	22	1	5	W	79-71	trailed by 4 1st-16:35
Navy	8	14	36	6	14	0	5	W	70-54	trailed by 4 1st-03:10
St. Francis Brooklyn	11	16	48	13	25	0	0	W	75-51	
Webber International	24	29	70	28	47	0	0	W	115-61	
Middle Tennessee	24	5	30	8	14	1	1	L	76-81	lost 12 1st-15:43
FAU	8	11	42	5	26	2	3	L	88-92	lost 14 1st-01:46
Totals	162	138	437	117	227	9	24			
Average/Game	16.2	13.8	43.7	11.7	22.7	0.9	2.4			
Opponent	132	125	310	38	240	25	25			
Average/Game	13.2	12.5	31.0	3.8	24.0	2.5	2.5			

PAINT EMPHASIS

FGCU led the country in points in the paint per game last year at **41.3**. Included in that average were a pair of then-D-I program record performances of 68 points in the paint versus Ave Maria and Florida National.

NATIONAL LEADERS: POINTS IN THE PAINT

FGCU	41.3 / GAME
Utah	41.1 / GAME
North Carolina	39.9 / GAME
VCU	38.2 / GAME
Kentucky	37.3 / GAME

2016-17 DUNK LEADERS

Helping fuel that low-post production was **FGCU finishing 3rd in the nation with 159 dunks** - 11 more than the original Dunk City Sweet Sixteen team in 2012-13.

FLORIDA STATE 183

KENTUCKY 179

FGCU 159

Individual Leaders

Tacko Fall (UCF): 106

Bam Adebayo (Kentucky): 101

Demetris Morant (FGCU): 97

CHARGES TAKEN

Brandon Goodwin: 3

Christian Terrell: 5

Christian Carlyle: 1

STATISTICAL TRENDS

Games Decided By:
5 Points Or Less: **0-3**
6-10 Points: **1-0**
11-15 Points: **1-1**
16-20 Points: **1-0**
20+ Points: **3-0**

Leading At The Half: **6-2**
Trailing At The Half: **0-2**
Tied At The Half: **0-0**

Leading With 5 Minutes Left: **6-0**
Trailing With 5 Minutes Left: **0-3**
Tied With 5 Minutes Left: **0-0**

Shooting 40% Or Better: **6-4**
Shooting Less Than 40%: **0-0**
Opponent 40% Or Better: **2-4**
Opponent Less Than 40%: **4-0**
Shooting Better Than Opponent: **4-2**
Shooting Worse Than Opponent: **2-2**

Outrebounding Opponent: **5-1**
Opponent Outrebounds: **1-3**
Rebounds Tied: **0-0**

More Turnovers Than Opponent: **2-3**
Fewer Turnovers Than Opponent: **3-1**
Same Turnovers As Opponent: **1-0**

Scoring 80 Or More Points: **3-2**
Scoring 70-79 Points: **3-2**
Scoring 60-69 Points: **0-0**
Scoring 50-59 Points: **0-0**
Scoring 49 Or Fewer Points: **0-0**

Largest Margin Of Victory:
54 vs. Webber International
Smallest Margin Of Victory:
8 vs. Denver

Largest Margin Of Defeat:
13 @ Middle Tennessee
Smallest Margin Of Defeat:
3 @ Bowling Green

#DunkCity



THE BASICS

ABOUT FGCU

School.....	Florida Gulf Coast University (FGCU)
City.....	Fort Myers, FL
Established.....	Founded: 1991 First Classes: 1997
Enrollment.....	14,970
Nickname.....	Eagles
Colors.....	Green & Blue
Facility (Capacity).....	Alico Arena (4,633: 4,333 Seats + 300 SR)
Program's First Season.....	2002-03
First Year in Division I... 2007-08 (Postseason Eligible: 2011-12)	
Conference.....	ASUN

PROGRAM INFORMATION

2016-17 Overall/ASUN Record	26-8/12-2 (1st Place)
2016-17 Postseason	NCAA Tournament (14 Seed)
.....	First Round: L, 86-80 vs. 3 Florida State
Letterwinners Returning/Lost	8/7
Starters Returning/Lost	4/1
Newcomers Eligible.....	11 (3 Transfers Sitting Out; 2 Walk-Ons)
Seniors	4 (1 Walk-On)
Juniors	7 (2 Transfers Sitting Out; 1 Eligible In Dec.; 1 Walk-On)
Sophomores	4 (1 Walk-On)
Freshmen	4 (2 Walk-Ons)
All-Time Record (2002-03-Current).....	291-199
Division I Record (2007-08-Current).....	177-160
ASUN Record (2007-08-Current).....	91-81
All-Time Home Record.....	196-62
All-Time Road Record	81-126
All-Time Neutral Record	13-9
ASUN Tournament Record (Appearances)	14-3 (6)
NCAA Tournament Record (Appearances).....	3-3 (3)
NIT Record (Appearances)	0-1 (1)
CIT Record (Appearances).....	0-1 (1)

• FGCU has won a combined **65** conference regular season and tournament titles **IN ONLY 10+ YEARS** in Division I as a member of the ASUN Conference & Coastal Collegiate Sports Association (women's swimming & diving).

• In just **6+ YEARS** of D-I postseason eligibility, FGCU has sent **21 TEAMS** to the NCAA Tournament, while men's golf (2012, 2013, 2015), swimming (2012, 2013, 2014, 2015, 2016, 2017) and men's tennis (2014) have had an individual(s) participate in their respective NCAA Championship, bringing **THE TOTAL NCAA APPEARANCES FOR FGCU TO 31**.

• In 2016-17, FGCU won 10 regular season or tournament conference championships, with men's soccer winning its **FIRST NCAA TOURNAMENT** game, baseball winning a game in its **FIRST NCAA REGIONAL** and swimming & diving earning an eighth CCSA Championship in nine years.

• FGCU claimed its fourth **ASUN ALL-SPORTS TROPHY** in five years in 2016-17 and posted a record **6TH-PLACE FINISH** in the DI-AAA Learfield Directors' Cup.

• The Eagles had **SEVEN STUDENT-ATHLETES SIGN PROFESSIONAL CONTRACTS IN 2016**, including Whitney Knight (WNBA, Los Angeles Sparks), Rodrigo Saravia (MLS, Columbus Crew SC), Aaron Guillen (MLS, FC Dallas) and Jake Noll (MLB, Washington Nationals).

• FGCU's student-athlete population earned a **NEAR-RECORD-TYING CUMULATIVE GPA OF 3.27** for the Spring 2017 semester, which surpassed that of the overall FGCU student body (3.08) for the 16th-consecutive semester.

CHRIS SALE

• 2010 Collegiate Baseball Player of the Year with FGCU

• 13th overall selection in the 2010 MLB Draft

• 6x AL All-Star ('15, '16 Starter)

• 2013 All-Star Game-Winning Pitcher



BROOKE SWEAT

• Partner in one of just two USA Olympic Beach Volleyball pairs in Rio 2016

• 2x AVP Defensive Player of the Year



BOX SCORES

G1 vs. ILLINOIS STATE

Illinois State 87 • 0-1

#	Player		Total		3-Ptr		Rebounds			PF	TP	A	TO	Blk	Stl	Min
			FG-FGA	FG-FGA	FT-FTA	Off	Def	Tot								
10	Fayne, Phil	f	11-18	0-0	2-7	2	2	4	3	24	1	0	2	2	36	
52	Yarborough, Milik	f	3-8	0-0	2-5	1	7	8	1	8	10	4	1	0	30	
03	Evans, Keyshawn	g	10-17	7-13	1-1	0	2	2	5	28	7	2	0	0	33	
23	Tinsley, William	g	1-4	1-4	0-0	0	4	4	3	3	2	0	2	0	29	
25	Williams, Madison	g	2-4	1-2	0-0	0	0	0	4	5	1	1	0	0	20	
00	Gassman, Isaac	g	0-0	0-0	0-0	0	1	1	2	0	1	1	0	1	15	
24	Martin, Jerron	g	1-6	1-3	2-3	0	1	1	3	5	1	3	0	0	15	
30	Litwiller, Luke	g	0-0	0-0	0-0	0	0	0	0	0	0	0	0	0	1	
32	Bruninga, Taylor	g	5-8	4-7	0-0	0	2	2	5	14	1	0	0	0	21	
Team						2	0	2								
Totals				33-65	14-29	7-16	5	19	24	26	87	24	11	5	3	200
FG % 1st Half: 16-35			45.7%	2nd half: 17-30			56.7%	Game: 33-65			50.8%	Deadball Rebounds 4.1				
3FG % 1st Half: 6-15			40.0%	2nd half: 8-14			57.1%	Game: 14-29			48.3%					
FT % 1st Half: 4-7			57.1%	2nd half: 3-9			33.3%	Game: 7-16			43.8%					

FGCU 98 • 1-0

#	Player	Total		3-Ptr		Rebounds			PF	TP	A	TO	Blk	Stl	Min
		FG-FGA	FG-FGA	FT-FTA	Off	Def	Tot								
15	DOYLE, Ricky	f	3-3	0-0	2-3	0	1	1	5	8	0	1	0	0	9
00	GOODWIN, Brandon	g	6-13	0-1	9-12	2	6	8	0	21	7	2	0	3	36
05	JOHNSON, Zach	g	8-19	3-12	8-9	1	3	4	0	27	4	3	1	4	39
11	TERRELL, Christian	g	6-12	1-2	0-0	0	8	8	1	13	1	2	2	1	38
23	CARLYLE, Christian	g	2-3	0-0	7-10	4	5	9	3	11	1	1	2	0	25
21	ERNST, Brady		1-1	0-0	0-1	0	3	3	2	2	0	0	0	0	11
31	MERCURIUS, Dinero		4-11	3-8	0-0	1	1	2	3	11	1	0	0	0	24
32	SIMMONS, Antravious		2-3	0-0	1-2	5	3	8	2	5	2	2	0	1	18
Team						4	1	5							
Totals			32-65	7-23	27-37	17	31	48	16	98	16	12	5	9	200
FG % 1st Half: 16-32		50.0%	2nd half: 16-33		48.5%	Game: 32-65		49.2%	Deadball Rebounds 6,1						
3FG % 1st Half: 2-9		22.2%	2nd half: 5-14		35.7%	Game: 7-23		30.4%							
FT % 1st Half: 11-14		78.6%	2nd half: 16-23		69.6%	Game: 27-37		73.0%							

Officials: John Hampton (R), Jose A. Carrion, Archibald Whaley
Technical fouls: Illinois State-None. FGCU-None.
Attendance: 4335
Season Opener

Score by periods	1st	2nd	Total
Illinois State	42	45	87
FGCU	45	53	98

Last FG - ILS 2nd-03:29, FGCU 2nd-00:51.
Largest lead - ILS by 6 1st-10:19, FGCU by 11 2nd-00:26.
ILS led for 06:59, FGCU led for 28:56. Game was tied for 04:05.

Score tied - 8 times.
Lead changed - 12 times.

G3 @ BOWLING GREEN

FGCU 80 • 2-1

#	Player		Total		3-Ptr		Rebounds			PF	TP	A	TO	Blk	Stl	Min
			FG-FGA	FG-FGA	FT-FTA	Off	Def	Tot								
15	DOYLE, Ricky	f	5-9	0-1	1-1	3	4	7	4	11	0	1	1	1	18	
32	SIMMONS, Antravious	f	4-5	0-0	0-1	1	1	2	5	8	0	1	0	1	16	
00	GOODWIN, Brandon	g	4-16	1-6	8-10	1	6	7	1	17	5	2	0	1	33	
05	JOHNSON, Zach	g	2-10	0-3	4-4	0	5	5	2	8	4	6	0	2	34	
11	TERRELL, Christian	g	8-11	2-4	0-0	0	5	5	4	18	2	1	2	0	33	
03	ROGERS, Darnell		0-0	0-0	0-0	0	0	0	0	0	0	0	0	0	2	
13	SCOTT Jr, RaySean		1-4	0-2	0-0	0	2	2	3	2	1	1	1	0	9	
21	ERNST, Brady		1-1	0-0	0-1	0	2	2	1	2	0	0	0	0	7	
23	CARLYLE, Christian		1-6	0-0	0-0	1	2	3	2	2	1	1	1	0	17	
30	THOMAS, Brian		1-1	0-0	1-2	3	2	5	0	3	0	1	0	0	8	
31	MERCURIUS, Dinero		3-8	3-7	0-0	0	2	2	1	9	0	2	0	1	23	
Team						2	0	2								
Totals				30-71	6-23	14-19	11	31	42	23	80	13	16	5	6	200
FG % 1st Half: 17-35			48.6%	2nd half: 13-36		36.1%	Game: 30-71		42.3%	Deadball Rebound						
3FG % 1st Half: 2-8			25.0%	2nd half: 4-15		26.7%	Game: 6-23		26.1%	1						
FT % 1st Half: 7-11			63.6%	2nd half: 7-8		87.5%	Game: 14-19		73.7%							

Bowling Green 83 • 2-1

#	Player		Total		3-Ptr		Rebounds			PF	TP	A	TO	Blk	Stl	Min
			FG-FGA	FG-FGA	FT-FTA	Off	Def	Tot								
01	WIGGINS, Demajeo	f	6-11	0-0	2-3	2	5	7	5	14	0	3	0	1	18	
40	KOCH, Derek	f	2-6	0-1	5-8	3	8	11	2	9	2	3	0	0	29	
03	CALDWELL, Rodrick	g	5-10	1-3	0-0	1	0	1	1	11	1	1	0	0	24	
05	FRYE, Dylan	g	3-11	2-5	7-8	1	5	6	2	15	2	1	0	0	32	
10	TURNER, Justin	g	6-14	2-3	6-8	1	6	7	2	20	1	5	0	4	36	
00	CUMMINGS, Nelly		3-5	0-0	1-2	0	1	1	2	7	1	0	0	0	19	
13	UJU, Jeffrey		0-1	0-0	1-2	1	0	1	1	1	0	0	0	1	6	
24	FOX, Matt		0-2	0-1	0-0	1	3	4	1	0	3	0	1	1	17	
25	PLOWDEN, Daeqwon		2-6	1-2	1-2	1	2	3	0	6	0	0	0	0	16	
52	GADSON, Joniya		0-0	0-0	0-0	0	1	1	3	0	0	1	3	0	3	
Team						1	3	4								
Totals				27-66	6-15	23-33	12	34	46	19	83	10	14	4	7	200
FG % 1st Half: 12-37			32.4%	2nd half: 15-29		51.7%	Game: 27-66		40.9%	Deadball Rebounds: 6						
3FG % 1st Half: 3-10			30.0%	2nd half: 3-5		60.0%	Game: 6-15		40.0%							
FT % 1st Half: 13-18			72.2%	2nd half: 10-15		66.7%	Game: 23-33		69.7%							

Officials: Steve McJunkins, Paul Szelc, Bart Wegenke
Technical fouls: FGCU-None. Bowling Green-GADSON, Joniya.
Attendance: 2440

Score by periods	1st	2nd	Total
FGCU	43	37	80
Bowling Green	40	43	83

Last FG - FGCU 2nd-00:44, BGSU 2nd-00:01.
Largest lead - FGCU by 13 1st-10:15, BGSU by 6 2nd-01:17.
FGCU led for 21:51, BGSU led for 17:03. Game was tied for 01:06.

Score tied - 3 times.
Lead changed - 7 times.

G2 @ SIENA

FGCU 86 • 2-0

#	Player		Total		3-Ptr		Rebounds			PF	TP	A	TO	Blk	Stl	Min
			FG-FGA	FG-FGA	FT-FTA	Off	Def	Tot								
15	DOYLE, Ricky	f	3-7	0-1	3-6	6	5	11	1	9	3	0	1	1	27	
32	SIMMONS, Antravious	f	3-5	0-0	1-1	3	5	8	3	7	2	1	0	2	17	
00	GOODWIN, Brandon	g	6-13	1-6	3-3	0	2	2	2	16	4	6	0	2	26	
05	JOHNSON, Zach	g	6-13	0-4	1-1	2	1	3	2	13	1	1	0	1	31	
11	TERRELL, Christian	g	7-7	2-2	0-0	0	5	5	3	16	1	0	0	0	23	
03	ROGERS, Darnell		0-0	0-0	0-0	0	0	0	0	0	0	1	0	0	6	
20	McADOO, Ryan		0-1	0-0	0-0	0	1	1	0	0	0	2	0	1	2	
21	ERNST, Brady		0-3	0-0	1-2	0	2	2	2	1	1	1	0	1	14	
23	CARLYLE, Christian		1-3	0-0	4-6	4	1	5	5	6	1	2	0	1	18	
30	THOMAS, Brian		1-2	0-0	0-0	0	1	1	1	2	0	0	2	0	11	
31	MERCURIUS, Dinero		5-9	3-7	1-1	0	3	3	0	14	2	1	0	1	23	
33	MAHONEY, Dolan		1-1	0-0	0-0	0	0	0	1	2	0	0	0	0	2	
Team						3	4	7								
Totals			33-64	6-20	14-20	18	30	48	20	86	16	14	3	10	200	
FG % 1st Half: 14-27			51.9%	2nd half: 19-37		51.4%	Game: 33-64		51.6%	Deadball Rebound: 3,2						
3FG % 1st Half: 4-7			57.1%	2nd half: 2-13		15.4%	Game: 6-20		30.0%							
FT % 1st Half: 8-10			80.0%	2nd half: 6-10		60.0%	Game: 14-20		70.0%							

BOX SCORES



G5 vs. DENVER

Denver 71 • 1-3

#	Player		Total		3-Ptr		Rebounds			PF	TP	A TO Blk Stl					Min
			FG-FGA	FG-FGA	FT-FTA	Off	Def	Tot	A			TO	Blk	Stl			
00	Ade Murkey	*	1-3	0-0	0-0	2	2	4	3	2	5	0	1	0	32		
02	Joe Rosga	*	4-11	1-7	0-0	0	2	2	0	9	4	4	0	1	37		
05	Jake Pemberton	*	5-8	3-4	2-2	0	3	3	2	15	1	3	0	1	36		
11	Jake Krafka	*	3-5	0-2	0-0	1	1	2	4	6	1	4	0	0	19		
44	Daniel Amigo	*	7-13	1-3	3-6	2	8	10	5	18	2	2	0	1	29		
03	Elvin Rodriguez		1-4	0-1	5-7	0	1	1	2	7	0	1	0	0	11		
10	Jake Holtzmann		0-1	0-1	0-0	0	1	1	0	0	1	0	0	0	4		
24	Christian Mackey		5-6	0-0	0-0	3	3	6	4	10	0	1	0	0	17		
32	Abiola Akintola		2-4	0-0	0-1	1	1	2	2	4	0	0	0	2	15		
Team						3	0	3			1						
Totals			28-55	5-18	10-16	12	22	34	22	71	14	16	1	5	200		

FG % 1st Half: 13-24 54.2% 2nd half: 15-31 48.4% Game: 28-55 50.9% Deadball Rebounds 2
3FG % 1st Half: 3-10 30.0% 2nd half: 2-8 25.0% Game: 5-18 27.8%
FT % 1st Half: 3-7 42.9% 2nd half: 7-9 77.8% Game: 10-16 62.5%

FGCU 79 • 3-2

#	Player		Total		3-Ptr		Rebounds			PF	TP	A TO Blk Stl				Min
			FG-FGA	FG-FGA	FT-FTA	Off	Def	Tot	A			TO	Blk	Stl		
00	GOODWIN, Brandon	*	5-12	3-9	3-4	0	4	4	1	16	3	2	0	1	34	
05	JOHNSON, Zach	*	5-9	3-5	7-9	0	2	2	3	20	1	1	0	4	31	
11	TERRELL, Christian	*	5-11	2-6	4-5	0	4	4	0	16	5	4	0	0	33	
15	DOYLE, Ricky	*	0-0	0-0	1-2	0	2	2	4	1	1	1	1	2	13	
32	SIMMONS, Antravious	*	2-4	0-0	0-0	0	1	1	3	4	0	0	1	0	14	
03	ROGERS, Darnell		0-3	0-2	0-0	1	0	1	1	0	3	0	0	0	13	
13	SCOTT Jr, RaySean		7-8	0-0	1-1	5	3	8	2	15	0	0	1	0	26	
21	ERNST, Brady		1-2	0-0	2-2	1	0	1	1	4	0	0	1	1	18	
23	CARLYLE, Christian		1-5	1-2	0-0	1	0	1	2	3	3	1	0	0	18	
31	MERCURIUS, Dinero		0-0	0-0	0-0	0	0	0	0	0	0	0	0	0	0+	
Team						1	3	4								
Totals			26-54	9-24	18-23	9	19	28	17	79	16	9	4	8	200	

FG % 1st Half: 14-28 50.0% 2nd half: 12-26 46.2% Game: 26-54 48.1% Deadball Rebounds 2
3FG % 1st Half: 5-15 33.3% 2nd half: 4-9 44.4% Game: 9-24 37.5%
FT % 1st Half: 2-4 50.0% 2nd half: 16-19 84.2% Game: 18-23 78.3%

Officials: Landon Brandes (R), Christopher Merlo, Kenny Totten
Technical fouls: Denver-None. FGCU-None.
Attendance: 3517
Homewood Suites FGCU Shootout: Game 2
FGCU Ranked #13 In CollegeInsider.com Mid Major Top 25

Score by periods	1st	2nd	Total
Denver	32	39	71
FGCU	35	44	79

Points	In	Off	2nd	Fast	Bench
DENMBB	32	7	14	2	21
FGCU	35	24	11	7	22

Last FG - DENMBB 2nd-00:22, FGCU 2nd-00:13.
Largest lead - DENMBB by 4 1st-16:35, FGCU by 10 2nd-00:10.
DENMBB led for 04:06. FGCU led for 29:15. Game was tied for 06:39.

Score tied - 7 times.
Lead changed - 10 times.

G7 vs. ST. FRANCIS BROOKLYN

St. Francis Brooklyn 51 • 1-5

#	Player		Total		3-Ptr		Rebounds			PF	TP	A TO Blk Stl					Min
			FG-FGA	FG-FGA	FT-FTA	Off	Def	Tot	A			TO	Blk	Stl			
00	DUNN, Rasheern	*	5-11	0-3	0-0	0	2	2	1	10	1	3	0	1	29		
10	SANABRIA, Glenn	*	1-6	0-3	0-0	0	1	1	1	2	1	0	0	1	22		
11	NURSE, Josh	*	1-1	0-0	1-2	1	4	5	4	3	2	2	1	0	22		
14	JORDAN, Jalen	*	3-8	2-5	1-2	0	1	1	0	9	0	1	0	0	28		
33	LASIC, Jago	*	0-1	0-0	0-0	0	1	1	0	0	0	1	0	0	4		
02	HAWKINS, Chauncey		0-1	0-1	1-3	0	1	1	2	1	1	1	0	0	15		
04	OLAFSSON, Gunnar		1-1	0-0	0-0	0	1	1	1	2	0	1	0	0	4		
05	EVANS, Yaradyah		1-4	0-2	2-3	0	4	4	1	4	0	1	0	0	20		
13	WILLIAMS, Keon		0-1	0-1	1-2	0	1	1	0	1	0	0	0	0	6		
15	NICHOLAS, Josh		2-5	0-2	0-0	0	0	0	1	4	0	0	1	1	17		
20	JOHNSON, Cori		3-7	0-0	2-4	1	3	4	1	8	0	1	0	1	18		
23	PORTER, Darelle		2-6	2-4	1-2	1	1	2	5	7	0	2	1	2	13		
24	HARRIS, Sam		0-0	0-0	0-0	0	0	0	0	0	0	0	0	0	1		
40	BECKFORD, Bryant		0-0	0-0	0-0	0	0	0	0	0	0	0	0	0	1		
Team						1	2	3			1						
Totals			19-52	4-21	9-18	4	22	26	17	51	5	14	3	6	200		

FG % 1st Half: 7-26 26.9% 2nd half: 12-26 46.2% Game: 19-52 36.5% Deadball Rebounds 7
3FG % 1st Half: 0-11 0.0% 2nd half: 4-10 40.0% Game: 4-21 19.0%
FT % 1st Half: 4-7 57.1% 2nd half: 5-11 45.5% Game: 9-18 50.0%

FGCU 75 • 5-2

#	Player		Total		3-Ptr		Rebounds			PF	TP	A TO Blk Stl				Min
			FG-FGA	FG-FGA	FT-FTA		Off	Def	Tot			A	TO	Blk	Stl	
00	GOODWIN, Brandon	*	2-13	1-4	0-0	0	4	4	1	5	2	2	0	0	27	
05	JOHNSON, Zach	*	3-12	0-1	2-2	0	4	4	0	8	3	1	0	3	28	
11	TERRELL, Christian	*	7-10	2-2	4-4	1	2	3	0	20	0	2	0	0	30	
13	SCOTT Jr, RaySean	*	3-3	0-0	1-1	2	8	10	2	7	2	0	1	0	19	
15	DOYLE, Ricky	*	5-7	0-0	0-0	1	1	2	3	10	3	1	0	1	18	
02	KO, Joshua		0-1	0-0	0-0	0	0	0	0	0	0	0	0	0	4	
03	ROGERS, Darnell		1-2	0-0	1-2	0	0	0	1	3	1	3	0	0	12	
20	McADOO, Ryan		0-0	0-0	0-2	0	1	1	0	0	0	1	0	0	2	
21	ERNST, Brady		0-1	0-0	3-4	0	0	0	1	3	0	0	0	0	19	
23	CARLYLE, Christian		1-3	0-0	2-2	0	3	3	4	2	0	0	0	0	19	
32	SIMMONS, Antravious		7-9	0-0	1-2	4	3	7	4	15	2	1	0	0	20	
33	MAHONEY, Dolan		0-0	0-0	0-0	0	0	0	0	0	0	0	0	0	2	
Team						4	5	9								
Totals			29-61	3-7	14-19	12	31	43	15	75	15	11	1	4	200	

FG % 1st Half: 15-35 42.9% 2nd half: 14-26 53.8% Game: 29-61 47.5% Deadball Rebounds 3
3FG % 1st Half: 2-6 33.3% 2nd half: 1-1 100.0% Game: 3-7 42.9%
FT % 1st Half: 3-4 75.0% 2nd half: 11-15 73.3% Game: 14-19 73.7%

Officials: Landon Brandes (R), Steven Anderson, Andy Nagy
Technical fouls: St. Francis Brooklyn-None. FGCU-None.
Attendance: 2929
Homewood Suites FGCU Shootout: Game 6
FGCU Ranked #13 In CollegeInsider.com Top 25

Score by periods	1st	2nd	Total
St. Francis Brooklyn	18	33	51
FGCU	35	40	75

Points	In	Off	2nd	Fast	Bench
SFBK	24	8	3	7	27
FGCU	48	11	16	13	25

Last FG - SFBK 2nd-01:03, FGCU 2nd-03:39.
Largest lead - SFBK None, FGCU by 28 2nd-02:44.
SFBK led for 00:00. FGCU led for 39:04. Game was tied for 00:56.

Score tied - 0 times.
Lead changed - 0 times.

Navy 54 • 4-3

#	Player		Total	3-Ptr	Rebounds			PF	TP	A	TO	Blk	Stl	Min	
			FG-FGA	FG-FGA	FT-FTA	Off	Def								Tot
01	Lacey, Tom	*	3-5	0-0	4-5	0	3	3	3	10	0	2	0	0	21
02	Abdullah, Hasan	*	1-6	1-4	1-2	0	2	2	3	4	1	4	0	2	28
14	Dulin, Bryce	*	6-13	1-5	0-1	3	1	4	2	13	1	1	0	2	32
20	Anderson, Shawn	*	5-11	0-2	3-4	0	4	4	2	13	1	1	0	1	29
40	Wieck, Evan	*	2-3	0-0	0-0	2	1	3	2	4	0	1	0	0	24
00	Fox, Nourse		0-2	0-1	0-0	1	0	1	1	0	0	0	0	1	8
05	Pearson, Ryan		0-3	0-2	0-0	0	0	0	1	0	0	0	0	0	7
10	Mathis, JR		0-1	0-1	0-0	0	0	0	0	0	0	0	0	0	4
21	Kiernan, George		0-7	0-2	0-0	3	1	4	0	0	0	1	0	0	19
22	Davis, Cam		0-3	0-1	0-0	0	0	0	0	0	0	0	0	0	12
23	Lewis, Mo		2-2	0-0	4-4	0	0	0	1	8	0	0	0	1	8
41	Riemersma, Tyler		1-2	0-0	0-0	0	0	0	0	2	0	0	0	1	8
Team						1	3	4							
Totals			20-58	2-18	12-16	10	15	25	15	54	3	10	0	8	200

FG % 1st Half: 10-32 31.3% 2nd half: 10-26 38.5% Game: 20-58 34.5% Deadball Rebounds 1
3FG % 1st Half: 2-11 18.2% 2nd half: 0-7 0.0% Game: 2-18 11.1%
FT % 1st Half: 4-4 100.0% 2nd half: 8-12 66.7% Game: 12-16 75.0%

FGCU 70 • 4-2

#	Player		Total		3-Ptr		Rebounds			PF	TP	A TO Blk Stl				Min
			FG-FGA	FG-FGA	FT-FTA	Off	Def	Tot	A			TO	Blk	Stl		
00	GOODWIN, Brandon	*	7-11	2-6	3-4	0	4	4	1	19	2	4	0	0	33	
05	JOHNSON, Zach	*	6-12	3-6	2-2	0	5	5	2	17	3	1	0	1	34	
11	TERRELL, Christian	*	5-9	2-3	0-0	3	7	10	0	12	1	0	1	0	30	
13	SCOTT Jr, RaySean	*	1-3	0-1	2-2	2	2	4	4	4	1	2	0	1	14	
15	DOYLE, Ricky	*	2-4	0-0	0-0	0	4	4	4	4	0	4	1	0	17	
02	KO, Joshua		0-0	0-0	0-0	0	0	0	0	0	0	0	0	0	1	
03	ROGERS, Darnell		0-1	0-1	0-0	0	0	0	1	0	0	3	0	0	9	
20	McADOO, Ryan		0-0	0-0	0-0	0	0	0	0	0	0	0	0	0	1	
21	ERNST, Brady		1-2	0-0	0-0	2	6	8	2	2	0	2	1	1	17	
23	CARLYLE, Christian		2-6	0-1	2-2	1	0	1	2	6	1	0	0	0	29	
32	SIMMONS, Antravious		3-3	0-0	0-0	0	1	1	1	6	1	2	1	1	14	
33	MAHONEY, Dolan		0-0	0-0	0-0	0	0	0	0	0	0	0	0	0	1	
	Team					1	2	3			1					
	Totals		27-51	7-18	9-10	9	31	40	17	70	9	19	4	4	200	

BOX SCORES

G9 vs. MIDDLE TENNESSEE

Middle Tennessee 81 • 5-1

#	Player		Total		3-Ptr	Rebounds			PF	TP	A	TO	Blk	Stl	Min
			FG-FGA	FG-FGA	FT-FTA	Off	Def	Tot							
01	WALTERS, Brandon	f	4-6	0-0	4-5	2	2	4	2	12	1	3	1	0	29
05	KING, Nick	f	11-21	0-1	10-14	4	7	11	1	32	4	2	0	0	37
00	DIXON, Tyrik	g	1-3	1-1	1-1	0	7	7	4	4	3	1	0	0	28
11	SIMPSON, Edward	g	0-4	0-3	0-0	0	1	1	2	0	2	2	1	1	26
20	POTTS, Giddy	g	4-13	2-7	0-0	2	1	3	4	10	3	3	0	4	26
03	SIMS, Donovan		0-0	0-0	0-0	0	1	1	0	0	0	1	0	0	4
04	HAWTHORNE, James		1-1	0-0	0-0	0	0	0	4	2	0	1	0	0	4
12	SHELTON-SZMIDT, Th.		2-4	1-2	0-0	1	2	3	1	5	0	0	0	0	10
21	SIMMONS, David		4-6	0-1	3-4	3	2	5	5	11	1	3	0	1	26
25	GAMBLE, Karl		2-2	0-0	1-1	0	1	1	0	5	0	2	0	0	10
Team						3	3	6							
Totals			29-60	4-15	19-25	15	27	42	23	81	14	18	2	6	200

FG % 1st Half: 13-31 41.9% 2nd half: 16-29 55.2% Game: 29-60 48.3% Deadball Rebounds 1
3FG % 1st Half: 2-6 33.3% 2nd half: 2-9 22.2% Game: 4-15 26.7%
FT % 1st Half: 6-9 66.7% 2nd half: 13-16 81.3% Game: 19-25 76.0%

FGCU 76 • 6-3

#	Player	Total		3-Ptr	Rebounds			PF	TP	A	TO	Blk	Stl	Min	
		FG-FGA	FG-FGA	FT-FTA	Off	Def	Tot								
32	SIMMONS, Antravious	f	2-5	0-0	0-0	0	4	4	5	4	0	2	0	0	25
00	GOODWIN, Brandon	g	8-17	3-7	7-9	2	4	6	1	26	3	1	0	2	38
05	JOHNSON, Zach	g	2-7	0-1	3-4	0	2	2	4	7	4	3	0	2	23
11	TERRELL, Christian	g	2-4	0-1	3-5	1	7	8	2	7	5	2	0	2	31
23	CARLYLE, Christian	g	6-9	0-1	6-7	1	1	2	5	18	0	2	0	2	37
03	ROGERS, Darnell		0-1	0-1	0-0	0	0	0	0	0	0	0	0	0	2
13	SCOTT Jr, RaySean		0-0	0-0	0-0	2	1	3	4	0	2	2	1	0	10
21	ERNST, Brady		1-1	0-0	0-1	0	0	0	1	2	0	0	0	0	11
31	MERCURIUS, Dinero		4-8	4-6	0-1	1	0	1	0	12	0	3	0	0	23
Team						0	2	2							
Totals			25-52	7-17	19-27	7	21	28	22	76	14	15	1	8	200

FG % 1st Half: 12-24 50.0% 2nd half: 13-28 46.4% Game: 25-52 48.1% Deadball Rebounds 1
3FG % 1st Half: 2-6 33.3% 2nd half: 5-11 45.5% Game: 7-17 41.2%
FT % 1st Half: 5-6 83.3% 2nd half: 14-21 66.7% Game: 19-27 70.4%

Officials: Jason Baker (R), Mick Fieldbinder, Christopher Ford
Technical fouls: Middle Tennessee-None. FGCU-None.
Attendance: 3931
FGCU Ranked #13 CollegeInsider.com Mid-Major Top 25

Score by periods	1st	2nd	Total
Middle Tennessee	34	47	81
FGCU	31	45	76

Last FG - MT 2nd-01:48, FGCU 2nd-01:35.
Largest lead - MT by 16 2nd-11:58, FGCU by 12 1st-15:43.
MT led for 27:57. FGCU led for 11:33. Game was tied for 00:30.

Points	In Paint	Off T/O	2nd Chance	Fast Break	Bench
MT	46	22	22	2	23
FGCU	30	24	5	8	14

Score tied - 1 time.
Lead changed - 3 times.

G11 @ UT ARLINGTON

G10 vs. FAU

FAU 92 • 5-3

#	Player		Total	3-Ptr	Rebounds			PF	TP	A	TO	Blk	Stl	Min	
			FG-FGA	FG-FGA	FT-FTA	Off	Def								Tot
05	Pfister, William	f	0-2	0-0	0-0	3	1	4	5	0	1	1	0	0	16
15	Ingram, Jailyn	f	2-7	0-1	5-8	3	4	7	3	9	0	1	2	1	35
33	Delph, Ronald	c	8-14	0-0	3-5	2	6	8	3	19	1	0	2	0	34
03	Adger, Anthony	g	3-7	1-3	3-3	1	1	2	2	10	2	1	0	0	21
14	Troutman, Gerdarius	g	4-10	3-6	3-3	0	3	3	1	14	0	1	0	2	32
00	Hulsey, Payton		7-13	1-2	4-5	1	3	4	3	19	3	0	0	1	27
01	Perry, Je'Quan		0-0	0-0	0-0	0	0	0	0	0	0	0	0	0	3
02	Massey, Justin		5-10	4-9	7-9	0	0	0	1	21	1	2	0	0	29
32	Smith, Amir		0-1	0-0	0-0	0	1	1	2	0	0	1	0	0	3
Team						3	5	8							
Totals			29-64	9-21	25-33	13	24	37	20	92	8	7	4	4	200

FG % 1st Half: 11-32 34.4% 2nd half: 18-32 56.3% Game: 29-64 45.3% Deadball Rebounds 3
3FG % 1st Half: 3-8 37.5% 2nd half: 6-13 46.2% Game: 9-21 42.9%
FT % 1st Half: 9-12 75.0% 2nd half: 16-21 76.2% Game: 25-33 75.8%

FGCU 88 • 6-4

#	Player	Total		3-Ptr	Rebounds			PF	TP	A	TO	Blk	Stl	Min	
		FG-FGA	FG-FGA	FT-FTA	Off	Def	Tot								
21	ERNST, Brady	f	0-1	0-0	0-0	1	0	1	0	0	0	0	0	3	
32	SIMMONS, Antravious	f	5-9	0-0	3-4	1	5	6	5	13	1	1	1	0	24
00	GOODWIN, Brandon	g	10-20	0-2	3-5	4	7	11	2	23	4	0	0	0	37
05	JOHNSON, Zach	g	4-9	0-1	4-6	0	0	0	3	12	0	1	1	1	30
11	TERRELL, Christian	g	4-7	3-3	3-4	1	3	4	3	14	1	1	0	0	28
13	SCOTT Jr, RaySean		2-4	0-1	0-0	1	4	5	3	4	1	0	0	0	13
15	DOYLE, Ricky		1-3	0-0	1-3	3	2	5	2	3	1	2	1	0	16
23	CARLYLE, Christian		3-7	0-1	0-0	0	2	2	2	6	0	1	0	2	25
31	MERCURIUS, Dinero		5-7	3-4	0-0	0	1	1	3	13	0	2	0	1	24
Team						2	3	5							
Totals			34-67	6-12	14-22	13	27	40	23	88	8	8	3	4	200

FG % 1st Half: 18-33 54.5% 2nd half: 16-34 47.1% Game: 34-67 50.7% Deadball Rebounds 4
3FG % 1st Half: 3-5 60.0% 2nd half: 3-7 42.9% Game: 6-12 50.0%
FT % 1st Half: 6-11 54.5% 2nd half: 8-11 72.7% Game: 14-22 63.6%

Officials: Chuck Jones (R), Darryl Smith, Landon Brandes
Technical fouls: FAU-None. FGCU-None.
Attendance: 3418
FGCU Ranked No. 16 In CollegeInsider.com Mid-Major Top 25 Poll
Flagrant 1-FAU Justin Massey 5:40 1st half

Score by periods	1st	2nd	Total
FAU	34	58	92
FGCU	45	43	88

Points	In Paint	Off T/O	2nd Chance	Fast Break	Bench
FAU	34	11	25	0	40
FGCU	42	8	11	5	26

Last FG - FAU 2nd-01:33, FGCU 2nd-00:57.
Largest lead - FAU by 7 2nd-07:25, FGCU by 14 1st-01:46.
FAU led for 16:38. FGCU led for 19:04. Game was tied for 04:13.

Score tied - 10 times.
Lead changed - 6 times.

G12 vs. ORAL ROBERTS



2017-18 #DunkCity Basketball
FGCU Combined Team Statistics (as of Dec 05, 2017)
All games



RECORD:	OVERALL	HOME	AWAY	NEUTRAL
ALL GAMES	6-4	5-2	1-2	0-0
CONFERENCE	0-0	0-0	0-0	0-0
NON-CONFERENCE	6-4	5-2	1-2	0-0

#	Player	gp-gs	min	avg	Total		3-Point		F-Throw		Rebounds				pf	dq	a	to	blk	stl	pts	avg
					fg-fga	fg%	3fg-fga	3fg%	ft-fa	ft%	off	def	tot	avg								
00	GOODWIN, Brandon	10-10	326	32.6	55-138	.399	11-49	.224	56-72	.778	10	43	53	5.3	14	0	43	26	1	10	177	17.7
05	JOHNSON, Zach	10-10	307	30.7	48-117	.410	11-43	.256	39-49	.796	5	28	33	3.3	20	0	23	21	2	23	146	14.6
11	TERRELL, Christian	10-10	294	29.4	53-88	.602	17-32	.531	15-20	.750	10	55	65	6.5	15	0	24	13	6	5	138	13.8
31	MERCURIUS, Dinero	7-1	134	19.1	22-47	.468	17-36	.472	4-5	.800	2	8	10	1.4	11	0	3	9	0	3	65	9.3
32	SIMMONS, Antravious	10-5	180	18.0	33-50	.660	0-0	.000	10-15	.667	19	29	48	4.8	33	3	11	13	3	5	76	7.6
23	CARLYLE, Christian	10-2	228	22.8	24-56	.429	3-9	.333	21-27	.778	13	18	31	3.1	30	3	13	9	3	8	72	7.2
15	DOYLE, Ricky	9-8	163	18.1	27-46	.587	0-2	.000	8-15	.533	17	25	42	4.7	24	1	12	14	6	7	62	6.9
13	SCOTT Jr, RaySean	8-3	120	15.0	21-29	.724	0-4	.000	8-9	.889	16	26	42	5.3	22	0	8	6	6	2	50	6.3
30	THOMAS, Brian	2-0	19	9.5	2-3	.667	0-0	.000	1-2	.500	3	3	6	3.0	1	0	0	1	2	0	5	2.5
21	ERNST, Brady	10-1	123	12.3	8-15	.533	0-0	.000	7-15	.467	7	21	28	2.8	11	0	3	3	2	3	23	2.3
03	ROGERS, Darnell	8-0	72	9.0	5-13	.385	3-8	.375	2-4	.500	1	0	1	0.1	5	0	5	9	0	2	15	1.9
02	KO, Joshua	3-0	12	4.0	2-8	.250	1-2	.500	0-0	.000	1	1	2	0.7	0	0	0	0	0	1	5	1.7
33	MAHONEY, Dolan	4-0	13	3.3	2-3	.667	0-1	.000	0-0	.000	2	0	2	0.5	2	0	1	0	0	1	4	1.0
20	McADOO, Ryan	4-0	9	2.3	0-2	.000	0-0	.000	1-4	.250	0	2	2	0.5	0	0	0	3	0	2	1	0.3
Team											19	22	41					3				
Total.....		10	2000		302-615	.491	63-186	.339	172-237	.726	125	281	406	40.6	188	7	146	130	31	72	839	83.9
Opponents.....		10	2000		257-605	.425	61-198	.308	143-214	.668	103	221	324	32.4	201	-	113	134	27	63	718	71.8

TEAM STATISTICS	FGCU	OPP
SCORING	839	718
Points per game	83.9	71.8
Scoring margin	+12.1	-
FIELD GOALS-ATT	302-615	257-605
Field goal pct	.491	.425
3 POINT FG-ATT	63-186	61-198
3-point FG pct	.339	.308
3-pt FG made per game	6.3	6.1
FREE THROWS-ATT	172-237	143-214
Free throw pct	.726	.668
F-Throws made per game	17.2	14.3
REBOUNDS	406	324
Rebounds per game	40.6	32.4
Rebounding margin	+8.2	-
ASSISTS	146	113
Assists per game	14.6	11.3
TURNOVERS	130	134
Turnovers per game	13.0	13.4
Turnover margin	+0.4	-
Assist/turnover ratio	1.1	0.8
STEALS	72	63
Steals per game	7.2	6.3
BLOCKS	31	27
Blocks per game	3.1	2.7
ATTENDANCE	24827	12844
Home games-Avg/Game	7-3547	3-4281
Neutral site-Avg/Game	-	0-0

Date	Opponent		Score	Att.
11/11/17	ILLINOIS STATE	w	98-87	4335
11/13/17	at Siena	w	86-53	5387
11/18/17	at Bowling Green	L	80-83	2440
11/21/17	at Middle Tennessee	L	72-85	5017
^ 11/24/17	DENVER	w	79-71	3517
^ 11/25/17	NAVY	w	70-54	3597
^ 11/26/17	ST. FRANCIS BROOKLYN	w	75-51	2929
^ 11/29/17	WEBBER INTERNATIONAL	w	115-61	3100
12/2/17	MIDDLE TENNESSEE	L	76-81	3931
12/5/17	FAU	L	88-92	3418

^ Homewood Suites FGCU Shootout (Alico Arena)

Score by Periods	1st	2nd	Totals
FGCU	394	445	839
Opponents	321	397	718



2017-18 #DunkCity Basketball
FGCU Team Game-by-Game Comparison (as of Dec 07, 2017)
All games



Opponent	1st	2nd	Score	Mar	Total FG	FG Pct	3-Pointers	3FG Pct	Free Throws	FT Pct	Rebounds	Assist	T/Over	Block	Steal	Fouls
ILLINOIS STATE	45/42	53/45	98-87	+11	32-65/33-65	.492/.508	7-23/14-29	.304/.483	27-37/7-16	.730/.438	48/24 +24	16/24	12/11	5/5	9/3	16/26
Siena	40/27	46/26	86-53	+33	33-64/19-63	.516/.302	6-20/3-15	.300/.200	14-20/12-21	.700/.571	48/33 +15	16/7	14/14	3/4	10/7	20/15
Bowling Green	43/40	37/43	80-83	(3)	30-71/27-66	.423/.409	6-23/6-15	.261/.400	14-19/23-33	.737/.697	42/46 (4)	13/10	16/14	5/4	6/7	23/19
Middle Tennessee	29/47	43/38	72-85	(13)	21-49/28-58	.429/.483	3-17/6-19	.176/.316	27-38/23-32	.711/.719	32/37 (5)	10/17	16/12	2/2	5/10	26/28
DENVER	35/32	44/39	79-71	+8	26-54/28-55	.481/.509	9-24/5-18	.375/.278	18-23/10-16	.783/.625	28/34 (6)	16/14	9/16	4/1	8/5	17/22
NAVY	28/26	42/28	70-54	+16	27-51/20-58	.529/.345	7-18/2-18	.389/.111	9-10/12-16	.900/.750	40/25 +15	9/3	19/10	4/0	4/8	17/15
ST. FRANCIS BROOKLYN	35/18	40/33	75-51	+24	29-61/19-52	.475/.365	3-7/4-21	.429/.190	14-19/9-18	.737/.500	43/26 +17	15/5	11/14	1/3	4/6	15/17
WEBBER INTERNATIONAL	63/21	52/40	115-61	+54	45-81/25-64	.556/.391	9-25/8-27	.360/.296	16-22/3-4	.727/.750	57/20 +37	29/11	10/18	3/2	14/7	9/16
MIDDLE TENNESSEE	31/34	45/47	76-81	(5)	25-52/29-60	.481/.483	7-17/4-15	.412/.267	19-27/19-25	.704/.760	28/42 (14)	14/14	15/18	1/2	8/6	22/23
FAU	45/34	43/58	88-92	(4)	34-67/29-64	.507/.453	6-12/9-21	.500/.429	14-22/25-33	.636/.758	40/37 +3	8/8	8/7	3/4	4/4	23/20

Note: Game totals are displayed in the format TEAM/OPPONENT for each category



2017-18 #DunkCity Basketball
FGCU Team High/Low Analysis (as of Dec 07, 2017)
All games



FGCU - TEAM GAME HIGHS

POINTS	115	WEBBER INTERNATIONAL (11/29/17)
	98	ILLINOIS STATE (11/11/17)
	88	FAU (12/5/17)
	86	at Siena (11/13/17)
	80	at Bowling Green (11/18/17)
FIELD GOALS MADE	45	WEBBER INTERNATIONAL (11/29/17)
	34	FAU (12/5/17)
FIELD GOAL ATTEMPTS	81	WEBBER INTERNATIONAL (11/29/17)
	71	at Bowling Green (11/18/17)
FIELD GOAL PERCENTAGE	.556 (45-81)	WEBBER INTERNATIONAL (11/29/17)
	.529 (27-51)	NAVY (11/25/17)
3 PT FIELD GOALS MADE	9	WEBBER INTERNATIONAL (11/29/17)
	9	DENVER (11/24/17)
3 PT FG ATTEMPTS	25	WEBBER INTERNATIONAL (11/29/17)
	24	DENVER (11/24/17)
3 PT FG PERCENTAGE	.500 (6-12)	FAU (12/5/17)
	.429 (3-7)	ST. FRANCIS BROOKLYN (11/26/17)
FREE THROWS MADE	27	at Middle Tennessee (11/21/17)
	27	ILLINOIS STATE (11/11/17)
FREE THROW ATTEMPTS	38	at Middle Tennessee (11/21/17)
	37	ILLINOIS STATE (11/11/17)
FREE THROW PERCENTAGE	.900 (9-10)	NAVY (11/25/17)
	.783 (18-23)	DENVER (11/24/17)
REBOUNDS	57	WEBBER INTERNATIONAL (11/29/17)
	48	at Siena (11/13/17)
	48	ILLINOIS STATE (11/11/17)
ASSISTS	29	WEBBER INTERNATIONAL (11/29/17)
	16	DENVER (11/24/17)
	16	at Siena (11/13/17)
	16	ILLINOIS STATE (11/11/17)
STEALS	14	WEBBER INTERNATIONAL (11/29/17)
	10	at Siena (11/13/17)
BLOCKED SHOTS	5	at Bowling Green (11/18/17)
	5	ILLINOIS STATE (11/11/17)
TURNOVERS	19	NAVY (11/25/17)
	16	at Middle Tennessee (11/21/17)
	16	at Bowling Green (11/18/17)
FOULS	26	at Middle Tennessee (11/21/17)
	23	FAU (12/5/17)
	23	at Bowling Green (11/18/17)



2017-18 #DunkCity Basketball
FGCU High/Low Analysis (as of Dec 07, 2017)
All games



Opponent - GAME HIGHS

POINTS	92	FAU (12/5/17)
	87	ILLINOIS STATE (11/11/17)
	85	at Middle Tennessee (11/21/17)
	83	at Bowling Green (11/18/17)
	81	MIDDLE TENNESSEE (12/2/17)
FIELD GOALS MADE	33	ILLINOIS STATE (11/11/17)
	29	FAU (12/5/17)
	29	MIDDLE TENNESSEE (12/2/17)
FIELD GOAL ATTEMPTS	66	at Bowling Green (11/18/17)
	65	ILLINOIS STATE (11/11/17)
FIELD GOAL PERCENTAGE	.509 (28-55)	DENVER (11/24/17)
	.508 (33-65)	ILLINOIS STATE (11/11/17)
3 PT FIELD GOALS MADE	14	ILLINOIS STATE (11/11/17)
	9	FAU (12/5/17)
3 PT FG ATTEMPTS	29	ILLINOIS STATE (11/11/17)
	27	WEBBER INTERNATIONAL (11/29/17)
3 PT FG PERCENTAGE	.483 (14-29)	ILLINOIS STATE (11/11/17)
	.429 (9-21)	FAU (12/5/17)
FREE THROWS MADE	25	FAU (12/5/17)
	23	at Middle Tennessee (11/21/17)
	23	at Bowling Green (11/18/17)
FREE THROW ATTEMPTS	33	FAU (12/5/17)
	33	at Bowling Green (11/18/17)
FREE THROW PERCENTAGE	.760 (19-25)	MIDDLE TENNESSEE (12/2/17)
	.758 (25-33)	FAU (12/5/17)
REBOUNDS	46	at Bowling Green (11/18/17)
	42	MIDDLE TENNESSEE (12/2/17)
ASSISTS	24	ILLINOIS STATE (11/11/17)
	17	at Middle Tennessee (11/21/17)
STEALS	10	at Middle Tennessee (11/21/17)
	8	NAVY (11/25/17)
BLOCKED SHOTS	5	ILLINOIS STATE (11/11/17)
	4	FAU (12/5/17)
	4	at Bowling Green (11/18/17)
	4	at Siena (11/13/17)
TURNOVERS	18	MIDDLE TENNESSEE (12/2/17)
	18	WEBBER INTERNATIONAL (11/29/17)
FOULS	28	at Middle Tennessee (11/21/17)
	26	ILLINOIS STATE (11/11/17)



2017-18 #DunkCity Basketball
FGCU High/Low Analysis (as of Dec 07, 2017)
All games



FGCU - GAME LOWS

POINTS	70	NAVY (11/25/17)
	72	at Middle Tennessee (11/21/17)
	75	ST. FRANCIS BROOKLYN (11/26/17)
	76	MIDDLE TENNESSEE (12/2/17)
	79	DENVER (11/24/17)
FIELD GOALS MADE	21	at Middle Tennessee (11/21/17)
	25	MIDDLE TENNESSEE (12/2/17)
FIELD GOAL ATTEMPTS	49	at Middle Tennessee (11/21/17)
	51	NAVY (11/25/17)
FIELD GOAL PERCENTAGE	.423 (30-71)	at Bowling Green (11/18/17)
	.429 (21-49)	at Middle Tennessee (11/21/17)
3 PT FIELD GOALS MADE	3	at Middle Tennessee (11/21/17)
	3	ST. FRANCIS BROOKLYN (11/26/17)
3 PT FG ATTEMPTS	7	ST. FRANCIS BROOKLYN (11/26/17)
	12	FAU (12/5/17)
3 PT FG PERCENTAGE	.176 (3-17)	at Middle Tennessee (11/21/17)
	.261 (6-23)	at Bowling Green (11/18/17)
FREE THROWS MADE	9	NAVY (11/25/17)
	14	at Siena (11/13/17)
	14	at Bowling Green (11/18/17)
	14	ST. FRANCIS BROOKLYN (11/26/17)
	14	FAU (12/5/17)
FREE THROW ATTEMPTS	10	NAVY (11/25/17)
	19	at Bowling Green (11/18/17)
	19	ST. FRANCIS BROOKLYN (11/26/17)
FREE THROW PERCENTAGE	.636 (14-22)	FAU (12/5/17)
	.700 (14-20)	at Siena (11/13/17)
REBOUNDS	28	DENVER (11/24/17)
	28	MIDDLE TENNESSEE (12/2/17)
ASSISTS	8	FAU (12/5/17)
	9	NAVY (11/25/17)
STEALS	4	NAVY (11/25/17)
	4	ST. FRANCIS BROOKLYN (11/26/17)
	4	FAU (12/5/17)
BLOCKED SHOTS	1	ST. FRANCIS BROOKLYN (11/26/17)
	1	MIDDLE TENNESSEE (12/2/17)
TURNOVERS	8	FAU (12/5/17)
	9	DENVER (11/24/17)
FOULS	9	WEBBER INTERNATIONAL (11/29/17)
	15	ST. FRANCIS BROOKLYN (11/26/17)



2017-18 #DunkCity Basketball
FGCU High/Low Analysis (as of Dec 07, 2017)
All games



Opponent - GAME LOWS

POINTS	51	ST. FRANCIS BROOKLYN (11/26/17)
	53	at Siena (11/13/17)
	54	NAVY (11/25/17)
	61	WEBBER INTERNATIONAL (11/29/17)
	71	DENVER (11/24/17)
FIELD GOALS MADE	19	at Siena (11/13/17)
	19	ST. FRANCIS BROOKLYN (11/26/17)
FIELD GOAL ATTEMPTS	52	ST. FRANCIS BROOKLYN (11/26/17)
	55	DENVER (11/24/17)
FIELD GOAL PERCENTAGE	.302 (19-63)	at Siena (11/13/17)
	.345 (20-58)	NAVY (11/25/17)
3 PT FIELD GOALS MADE	2	NAVY (11/25/17)
	3	at Siena (11/13/17)
3 PT FG ATTEMPTS	15	at Siena (11/13/17)
	15	at Bowling Green (11/18/17)
	15	MIDDLE TENNESSEE (12/2/17)
3 PT FG PERCENTAGE	.111 (2-18)	NAVY (11/25/17)
	.190 (4-21)	ST. FRANCIS BROOKLYN (11/26/17)
FREE THROWS MADE	3	WEBBER INTERNATIONAL (11/29/17)
	7	ILLINOIS STATE (11/11/17)
FREE THROW ATTEMPTS	4	WEBBER INTERNATIONAL (11/29/17)
	16	ILLINOIS STATE (11/11/17)
	16	DENVER (11/24/17)
	16	NAVY (11/25/17)
FREE THROW PERCENTAGE	.438 (7-16)	ILLINOIS STATE (11/11/17)
	.500 (9-18)	ST. FRANCIS BROOKLYN (11/26/17)
REBOUNDS	20	WEBBER INTERNATIONAL (11/29/17)
	24	ILLINOIS STATE (11/11/17)
ASSISTS	3	NAVY (11/25/17)
	5	ST. FRANCIS BROOKLYN (11/26/17)
STEALS	3	ILLINOIS STATE (11/11/17)
	4	FAU (12/5/17)
BLOCKED SHOTS	0	NAVY (11/25/17)
	1	DENVER (11/24/17)
TURNOVERS	7	FAU (12/5/17)
	10	NAVY (11/25/17)
FOULS	15	at Siena (11/13/17)
	15	NAVY (11/25/17)



Division-I Era: Since 2007-08
TEAM GAME RECORDS



Most points

1. 123 - Illinois Institute of Te; 12/19/2003
2. 120 - Ave Maria; 11/29/2016
3. 119 - U. of Puerto Rico Piedra; 11/21/2003
4. 115 - Webber International; 11/29/2017
5. 111 - at Stetson; 1/25/2011
6. 110 - Florida College; 1/14/2003
7. 109 - Florida Christian Colleg; 1/11/2003
109 - Illinois Wesleyan Univer; 12/20/2003
9. 107 - Florida National; 12/22/2016
10. 106 - Florida Tech; 12/4/2003

Field goals made

1. 48 - Illinois Institute of Te; 12/19/2003
2. 47 - Ave Maria; 11/29/2016
3. 45 - Webber International; 11/29/2017
4. 44 - Trinity Baptist College; 2/3/2003
44 - Florida National; 12/22/2016
6. 43 - Clearwater Christian Col; 12/7/2002
7. 42 - U. of Puerto Rico Piedra; 11/21/2003
8. 41 - Florida Christian Colleg; 1/11/2003
41 - Florida College; 1/14/2003
41 - at Clearwater Christian; 2/6/2003
41 - Webber International; 1/5/2016

Field goals attempted

1. 88 - Youngstown State; 11/21/2015
2. 86 - at Clearwater Christian; 2/6/2003
3. 81 - Webber International; 11/29/2017
81 - Illinois Institute of Te; 12/19/2003
5. 79 - Stetson; 2/17/2012
79 - at Nova Southeastern; 11/17/2003
7. 78 - Mercer; 1/17/2008
78 - Palm Beach Atlantic; 2/24/2004
9. 77 - Florida Christian Colleg; 1/11/2003
77 - at Lipscomb; 1/14/2012

Field goal percentage (20 made)

1. .677 - Trinity Baptist College; 2/3/2003 (44-65)
2. .671 - Ave Maria; 11/29/2016 (47-70)
3. .667 - Florida National; 12/22/2016 (44-66)
4. .656 - Jacksonville; 2/6/2014 (40-61)
5. .647 - at Stetson; 1/20/2012 (33-51)
6. .614 - at TCU; 11/11/2011 (27-44)
.614 - at Georgia Southern; 12/4/2016 (35-57)
8. .612 - Webber International; 1/5/2016 (41-67)
9. .604 - Kennesaw State; 1/28/2012 (29-48)
10. .596 - vs Fairleigh Dickinson; 3/15/2016 (34-57)

3-point field goals made

1. 16 - at Fairmont State; 1/22/2005
2. 14 - at ETSU; 1/12/2013
14 - Stetson; 2/17/2012
14 - at USC Upstate; 2/28/2011
14 - Arkansas Tech University; 12/4/2004
6. 13 - Florida Christian Colleg; 1/11/2003
13 - at Warner Southern Colle; 1/16/2003
13 - Longwood; 1/24/2012
13 - at Nova Southeastern; 2/21/2007
13 - USC Upstate; 1/16/2016
13 - at Arizona State; 11/28/2007
13 - University of West Flori; 12/17/2004

3-point field goals attempted

1. 40 - Stetson; 2/17/2012
2. 37 - Mercer; 1/17/2008
3. 36 - at Warner Southern Colle; 1/16/2003
4. 34 - at Fairmont State; 1/22/2005
34 - at Clearwater Christian; 2/6/2003
34 - at Kentucky Wesleyan; 2/7/2004
7. 33 - at ETSU; 1/12/2013
33 - Stetson; 2/23/2017
9. 32 - at Lipscomb; 1/14/2012
32 - Lipscomb; 1/17/2013
32 - North Greenville College; 2/17/2005
32 - Bethany Lutheran; 3/2/2005
32 - Youngstown State; 11/21/2015

3-point FG percentage (10 made)

1. .667 - at USC Upstate; 2/28/2011 (14-21)
.667 - Illinois Wesleyan Univer; 12/20/2003 (12-18)
3. .650 - at Nova Southeastern; 2/21/2007 (13-20)
4. .619 - USC Upstate; 1/16/2016 (13-21)
5. .588 - Webber International; 1/5/2016 (10-17)
6. .579 - at USC Upstate; 2/15/2014 (11-19)
.579 - Ave Maria; 11/15/2012 (11-19)
8. .565 - Longwood; 1/24/2012 (13-23)
9. .556 - at Palm Beach Atlantic; 2/2/2007 (10-18)
.556 - at Samford; 11/28/2012 (10-18)
.556 - at Massachusetts; 12/7/2014 (10-18)

Free throws made

1. 42 - vs University of North F; 11/13/2004
2. 41 - at Stetson; 1/25/2011
3. 31 - Stetson; 1/8/2009
31 - Lipscomb; 2/18/2016
5. 30 - vs Georgetown; 3/22/2013
30 - Maine; 12/29/2011
7. 29 - Warner Southern College; 1/30/2003
29 - at Jacksonville; 2/2/2013
29 - Illinois Wesleyan Univer; 12/20/2003
10. 28 - at USC Upstate; 2/18/2017

Free throws attempted

1. 60 - at Stetson; 1/25/2011
2. 55 - vs University of North F; 11/13/2004
3. 46 - at Grambling State Unive; 11/20/2010
4. 45 - Stetson; 1/8/2009
5. 44 - vs Georgetown; 3/22/2013
6. 42 - Youngstown State; 11/21/2015
7. 41 - Puerto Rico-Bayamon; 11/28/2006
8. 40 - at Valdosta State; 1/3/2006
40 - at USC Upstate; 2/18/2017
10. 39 - Lipscomb; 2/18/2016

Free throw percentage (10 made)

1. 1.000 - at FAU; 12/28/2016 (10-10)
2. .964 - NGCSU; 2/26/2007 (27-28)
3. .923 - Stetson; 1/10/2015 (12-13)
4. .917 - at Eastern Illinois; 2/16/2004 (22-24)
5. .909 - at Kennesaw State; 1/25/2014 (20-22)
.909 - at Duke; 11/18/2012 (10-11)
.909 - at Baylor; 11/18/2016 (10-11)
8. .895 - at Kennesaw State; 2/16/2008 (17-19)
.895 - Army; 12/30/2008 (17-19)
10. .875 - USC Upstate; 1/16/2014 (14-16)
.875 - USC Upstate; 2/6/2011 (14-16)



Division-I Era: Since 2007-08
TEAM GAME RECORDS



.875 - at Mercer; 2/14/2008 (14-16)
.875 - at Stetson; 2/23/2008 (14-16)

Most rebounds

1. 62 - Florida Christian Colleg; 1/11/2003
2. 61 - Youngstown State; 11/21/2015
3. 58 - at Southeastern College; 1/25/2003
58 - vs Marygrove; 2/15/2007
5. 57 - at Clearwater Christian; 2/6/2003
57 - NGCSU; 2/26/2007
57 - West Alabama; 11/24/2006
57 - Webber International; 11/29/2017
57 - Tuskegee; 12/4/2006
10. 56 - Puerto Rico Cayey; 11/19/2004

Most assists

1. 30 - Florida Christian Colleg; 1/11/2003
30 - Florida National; 12/22/2016
30 - Florida Tech; 12/31/2016
4. 29 - Trinity Baptist College; 2/3/2003
29 - Ave Maria; 11/29/2016
29 - Webber International; 11/29/2017
29 - Florida Tech; 12/4/2003
29 - Clearwater Christian Col; 12/7/2002
9. 27 - Stillman; 1/13/2007
27 - Florida College; 1/14/2003
27 - Johnson & Wales Universi; 2/15/2003
27 - vs Fairleigh Dickinson; 3/15/2016

Most steals

1. 22 - Florida Tech; 12/4/2003
2. 21 - at N.C. Central; 12/16/2009
21 - Pennsylvania; 12/29/2007
4. 19 - Davis & Elkins College; 12/16/2003
19 - Illinois Institute of Te; 12/19/2003
6. 17 - Goshen College; 1/2/2003
17 - Florida Christian Colleg; 1/11/2003
17 - Florida Southern; 1/20/2007
17 - Nova Southeastern; 1/24/2007
17 - at Clearwater Christian; 2/6/2003
17 - at Nova Southeastern; 11/17/2003
17 - Florida National; 12/22/2016

Most blocked shots

1. 13 - ETSU; 2/7/2013
2. 11 - at Campbell; 1/24/2008
11 - at Stetson; 2/7/2015
4. 10 - USC Upstate; 12/19/2011
10 - vs South Dakota; 12/28/2015
6. 9 - Stetson; 1/9/2016
9 - vs University of North F; 11/13/2004
9 - Eckerd; 11/18/2013
9. 8 - at Mercer; 1/16/2009
8 - Barry; 1/18/2006
8 - at Belmont; 1/28/2011
8 - Ohio; 11/19/2014



Division-I Era: Since 2007-08 INDIVIDUAL GAME RECORDS



Most points

1. 37 - Bowie, Leighton; Illinois Wesleyan Univer; 12/20/2003
- 37 - Hopkins, Ryan; Florida College; 1/14/2003
- 37 - Hopkins, Ryan; Plymouth State College; 12/31/2002
4. 36 - Hopkins, Ryan; at Fairmont State; 1/22/2005
5. 34 - NORELIA, Marc-Eddy; Youngstown State; 11/21/2015
- 34 - THOMPSON, Bernard; Ohio; 11/19/2014
- 34 - Tisme, Robinson; Calumet College; 1/3/2003
8. 33 - Coggins, Kelvin; vs University of North F; 11/13/2004
- 33 - Hopkins, Ryan; at Saint Leo University; 12/1/2004
10. 32 - THOMPSON, Bernard; at USF; 12/17/2013

Field goals made

1. 16 - Tisme, Robinson; Calumet College; 1/3/2003
2. 14 - French, Andy; Trinity Baptist College; 2/3/2003
- 14 - THOMPSON, Bernard; Ohio; 11/19/2014
4. 13 - FIELER, Chase; Hartford; 11/12/2013
- 13 - Hopkins, Ryan; Plymouth State College; 12/31/2002
- 13 - THOMPSON, Bernard; at USF; 12/17/2013
7. 12 - GOODWIN, Brandon; at Florida State; 3/16/2017
- 12 - Hopkins, Ryan; Florida College; 1/14/2003
- 12 - Hopkins, Ryan; at Fairmont State; 1/22/2005
- 12 - NORELIA, Marc-Eddy; Youngstown State; 11/21/2015
- 12 - Tisme, Robinson; at Florida Tech; 12/19/2002

Field goals attempted

1. 28 - Hopkins, Ryan; at Warner Southern Colle; 1/16/2003
2. 27 - GOODWIN, Brandon; at Florida State; 3/16/2017
3. 25 - Hopkins, Ryan; Florida College; 1/14/2003
- 25 - Hopkins, Ryan; at Kentucky Wesleyan; 2/7/2004
- 25 - WOHLLEB, Casey; Mercer; 1/17/2008
6. 24 - Hopkins, Ryan; at Fairmont State; 1/22/2005
- 24 - NORELIA, Marc-Eddy; at Stetson; 2/25/2016
- 24 - WOHLLEB, Casey; at Mercer; 2/14/2008
9. 23 - BROWN, Sherwood; at USC Upstate; 2/23/2012
- 23 - Hopkins, Ryan; at Saint Leo University; 12/1/2004
- 23 - Hopkins, Ryan; Drury University; 12/30/2004
- 23 - THOMPSON, Bernard; at USF; 12/17/2013
- 23 - Tisme, Robinson; Calumet College; 1/3/2003

Field goal percentage (8 made)

1. 1.000 - McKNIGHT, Eric; Jacksonville; 2/6/2014 (11-11)
2. .909 - JONES, Jamail; at Northern Kentucky; 2/12/2015 (10-11)
- .909 - NORELIA, Marc-Eddy; vs Fairleigh Dickinson; 3/15/2016 (10-11)
4. .889 - MARKS, Kyle; Stetson; 1/8/2009 (8-9)
- .889 - MORANT, Demetris; at NJIT; 2/16/2017 (8-9)
- .889 - Martin, Kevin; at Lynn University; 12/9/2004 (8-9)
- .889 - NORELIA, Marc-Eddy; Eckerd; 1/2/2016 (8-9)
8. .875 - French, Andy; Trinity Baptist College; 2/3/2003 (14-16)
9. .846 - JOHNSON, Zach; Bowling Green; 11/23/2015 (11-13)
10. .833 - BAKER, Reed; Southeast Missouri; 11/16/2010 (10-12)
- .833 - Bowie, Leighton; Davis & Elkins College; 12/16/2003 (10-12)

3-point field goals made

1. 12 - Hopkins, Ryan; at Fairmont State; 1/22/2005
2. 11 - Hopkins, Ryan; Florida College; 1/14/2003
3. 9 - Hopkins, Ryan; at Saint Leo University; 12/1/2004
- 9 - Hopkins, Ryan; Illinois Wesleyan Univer; 12/20/2003
- 9 - Hopkins, Ryan; Drury University; 12/30/2004
- 9 - Hopkins, Ryan; Plymouth State College; 12/31/2002
7. 8 - Hopkins, Ryan; at Kentucky Wesleyan; 2/7/2004
- 8 - Hopkins, Ryan; Arkansas Tech University; 12/4/2004
- 8 - Hopkins, Ryan; Tri State University; 12/16/2002
10. 7 - BROWN, Sherwood; at USC Upstate; 2/28/2011
- 7 - Hopkins, Ryan; Shaw University; 1/3/2004

- 7 - Hopkins, Ryan; at Warner Southern Colle; 1/16/2003
- 7 - Hopkins, Ryan; at Albany State Universi; 1/29/2005
- 7 - Hopkins, Ryan; Warner Southern College; 1/30/2003
- 7 - Hopkins, Ryan; at University of Central; 12/21/2002

3-point field goals attempted

1. 23 - Hopkins, Ryan; Florida College; 1/14/2003
- 23 - Hopkins, Ryan; at Fairmont State; 1/22/2005
3. 22 - Hopkins, Ryan; at Warner Southern Colle; 1/16/2003
- 22 - Hopkins, Ryan; Drury University; 12/30/2004
5. 21 - Hopkins, Ryan; at Kentucky Wesleyan; 2/7/2004
6. 20 - Hopkins, Ryan; at Saint Leo University; 12/1/2004
7. 19 - Hopkins, Ryan; Arkansas Tech University; 12/4/2004
8. 17 - Hopkins, Ryan; Shaw University; 1/3/2004
- 17 - Hopkins, Ryan; at Clearwater Christian; 2/6/2003
10. 16 - Hopkins, Ryan; at Barry; 1/4/2005
- 16 - Hopkins, Ryan; at Johnson & Wales Unive; 1/18/2003
- 16 - Hopkins, Ryan; Warner Southern College; 1/30/2003
- 16 - Hopkins, Ryan; at Alabama-Huntsville; 2/3/2004

3-point FG percentage (6 made)

1. .857 - VARIDEL, Christophe; at SMU; 11/19/2011 (6-7)
2. .818 - Hopkins, Ryan; Illinois Wesleyan Univer; 12/20/2003 (9-11)
3. .750 - THOMPSON, Bernard; at Duke; 11/18/2012 (6-8)
- .750 - THOMPSON, Bernard; at Massachusetts; 12/7/2014 (6-8)
- .750 - Wohlleb, Casey; at Palm Beach Atlantic; 2/2/2007 (6-8)
6. .700 - BROWN, Sherwood; at USC Upstate; 2/28/2011 (7-10)
7. .667 - BAKER, Reed; at Lipscomb; 1/3/2009 (6-9)
- .667 - Crislip, Bryan; at Florida Tech; 12/19/2002 (6-9)
9. .643 - Hopkins, Ryan; Plymouth State College; 12/31/2002 (9-14)
10. .615 - Hopkins, Ryan; Tri State University; 12/16/2002 (8-13)

Free throws made

1. 19 - Bowie, Leighton; Illinois Wesleyan Univer; 12/20/2003
2. 15 - GOODWIN, Brandon; at USC Upstate; 2/18/2017
3. 14 - BAKER, Reed; at Grambling State Unive; 11/20/2010
- 14 - BANKS, Anthony; at Stetson; 1/25/2011
5. 13 - Bowie, Leighton; Shaw University; 1/3/2004
6. 12 - Bowie, Leighton; Lynn University; 11/22/2003
- 12 - Coggins, Kelvin; vs University of North F; 11/13/2004
- 12 - GOODWIN, Brandon; at Middle Tennessee; 11/21/2017
- 12 - O'NEIL, Derrick; FAU; 12/1/2008
10. 11 - Bauer, Beau; Palm Beach Atlantic; 1/11/2007
- 11 - NORELIA, Marc-Eddy; Lipscomb; 2/18/2016

Free throws attempted

1. 24 - BANKS, Anthony; at Stetson; 1/25/2011
2. 20 - Bowie, Leighton; Illinois Wesleyan Univer; 12/20/2003
3. 19 - Bowie, Leighton; Shaw University; 1/3/2004
4. 17 - GOODWIN, Brandon; at USC Upstate; 2/18/2017
- 17 - GOODWIN, Brandon; at Middle Tennessee; 11/21/2017
6. 16 - BAKER, Reed; at Grambling State Unive; 11/20/2010
- 16 - NORELIA, Marc-Eddy; Youngstown State; 11/21/2015
- 16 - O'NEIL, Derrick; FAU; 12/1/2008
- 16 - RIVERA, Marlon; Campbell; 2/19/2011
- 16 - THOMPSON, Bernard; vs Georgetown; 3/22/2013
- 16 - Tisme, Robinson; University Puerto Rico-B; 11/22/2002



Division-I Era: Since 2007-08 INDIVIDUAL GAME RECORDS



Free throw percentage (8 made)

1. 1.000 - BAKER, Reed; at Belmont; 1/5/2009 (8-8)
- 1.000 - BAKER, Reed; at North Florida; 12/2/2010 (8-8)
- 1.000 - BAKER, Reed; Army; 12/30/2008 (8-8)
- 1.000 - Bauer, Beau; Morehouse College; 2/24/2006 (9-9)
- 1.000 - Bowie, Leighton; Palm Beach Atlantic; 2/24/2004 (10-10)
- 1.000 - CHAMBERS, Reggie; Belmont; 2/20/2010 (8-8)
- 1.000 - COMER, Brett; at Stetson; 1/20/2012 (8-8)
- 1.000 - COMER, Brett; vs Florida A&M; 12/22/2013 (10-10)
- 1.000 - Coggins, Kelvin; vs University of North F; 11/13/2004 (12-12)
- 1.000 - Crislip, Bryan; Montevallo; 1/2/2005 (8-8)
- 1.000 - Crislip, Bryan; Warner Southern College; 1/30/2003 (10-10)
- 1.000 - Crislip, Bryan; Concordia College; 11/23/2002 (8-8)
- 1.000 - FIELER, Chase; at Kennesaw State; 1/25/2014 (9-9)
- 1.000 - FIELER, Chase; Campbell; 2/19/2011 (9-9)
- 1.000 - GOODWIN, Brandon; Webber International; 11/29/2017 (8-8)
- 1.000 - THOMPSON, Bernard; at Jacksonville; 2/2/2013 (8-8)
- 1.000 - THOMPSON, Bernard; at Samford; 11/28/2012 (8-8)
- 1.000 - TUCKER, Rayjon; at Lipscomb; 1/24/2016 (8-8)
- 1.000 - VARIDEL, Christophe; at Stetson; 1/25/2011 (9-9)
- 1.000 - VARIDEL, Christophe; ETSU; 2/4/2011 (8-8)

Most blocked shots

1. 8 - HICKS, Nate; Eckerd; 11/18/2013
2. 7 - MORANT, Demetris; at Stetson; 2/7/2015
3. 6 - MARKS, Kyle; Mercer; 2/14/2009
- 6 - Martin, Kevin; vs University of North F; 11/13/2004
5. 5 - FIELER, Chase; Lipscomb; 1/17/2013
- 5 - FIELER, Chase; USC Upstate; 12/19/2011
- 5 - HICKS, Nate; at USF; 12/17/2013
- 5 - MARKS, Kyle; UNF; 1/8/2010
- 5 - MORANT, Demetris; Stetson; 1/9/2016
- 5 - MORANT, Demetris; North Florida; 2/25/2015
- 5 - NARMBAYE, Roman; at Campbell; 1/24/2008
- 5 - NARMBAYE, Roman; at Kennesaw State; 2/16/2008
- 5 - NORELIA, Marc-Eddy; vs South Dakota; 12/28/2015

Most rebounds

1. 19 - HICKS, Nate; at USF; 12/17/2013
- 19 - Liddell, Adam; vs Marygrove; 2/15/2007
3. 18 - Liddell, Adam; Apprentice School; 2/10/2006
- 18 - NORELIA, Marc-Eddy; Youngstown State; 11/21/2015
- 18 - TERRELL, Christian; Youngstown State; 11/21/2015
6. 17 - MORANT, Demetris; Jacksonville; 1/28/2017
- 17 - MORANT, Demetris; Georgia Southern; 12/13/2016
8. 16 - O'NEIL, Derrick; at Stetson; 12/4/2008
- 16 - Tisme, Robinson; Calumet College; 1/3/2003
10. 15 - FIELER, Chase; ETSU; 3/6/2014
- 15 - Liddell, Adam; Puerto Rico-Cayey; 11/20/2006
- 15 - NORELIA, Marc-Eddy; Stetson; 2/27/2017

Most assists

1. 16 - Crislip, Bryan; at Johnson & Wales Unive; 1/18/2003
- 16 - Crislip, Bryan; Tri State University; 12/16/2002
- 16 - Crislip, Bryan; Anderson University; 12/29/2002
4. 15 - Crislip, Bryan; Florida College; 1/14/2003
- 15 - Crislip, Bryan; Illinois Wesleyan Univer; 12/20/2003
6. 14 - COMER, Brett; vs San Diego State; 3/24/2013
- 14 - COMER, Brett; at Massachusetts; 12/7/2014
- 14 - Crislip, Bryan; at Kentucky Wesleyan; 2/7/2004
9. 13 - Crislip, Bryan; at WV State College; 1/8/2003
- 13 - QUAINTANCE, Rob; Kennesaw State; 1/19/2008

Most steals

1. 8 - Crislip, Bryan; at Clearwater Christian; 2/6/2003
2. 7 - BAKER, Reed; ETSU; 1/12/2009
- 7 - QUAINTANCE, Rob; at Stetson; 2/23/2008
- 7 - Quaintance, Rob; Puerto Rico-Bayamon; 11/28/2006
5. 6 - BAKER, Reed; at North Florida; 12/2/2010
- 6 - Crislip, Bryan; Johnson & Wales Universi; 2/15/2003
- 6 - GRAF, Dajuan; Stetson; 3/4/2014
- 6 - LIDDELL, Adam; Pennsylvania; 12/29/2007
- 6 - O'NEIL, Derrick; at Jacksonville; 2/21/2009
- 6 - Quaintance, Rob; Florida Southern; 1/20/2007
- 6 - Quaintance, Rob; at Lynn; 12/9/2006
- 6 - THOMPSON, Bernard; Stetson; 1/25/2013
- 6 - THOMPSON, Bernard; at Stetson; 2/22/2013
- 6 - THOMPSON, Bernard; ETSU; 3/6/2014

2017-18 TV / RADIO SPEED CHART



BRANDON GOODWIN
G | 6-2 | 180 | R-Sr.
NORCROSS, GA.



TROY BAXTER JR.
F | 6-8 | 200 | RS
TALLAHASSEE, FLA.



JOSHUA KO
G | 6-1 | 167 | R-Sr.
KAILUA, H.I.



DARNELL ROGERS
G | 5-2 | 150 | Fr.
BALTIMORE, MD.



ZACH JOHNSON
G | 6-2 | 195 | R-Jr.
MIAMI, FLA.



KYLE HOFFMAN
G | 5-9 | 140 | So.
LAWRENCE, KANSAS



CHRISTIAN TERRELL
G | 6-5 | 187 | Sr.
JACKSONVILLE, FLA.



MARK MATTHEWS
G | 6-6 | 215 | RS
FORT MYERS, FLA.



RAYSEAN SCOTT JR.
F | 6-7 | 213 | So.
COMPTON, CALIF.



RICKY DOYLE
F | 6-10 | 253 | R-Jr.
CAPE CORAL, FLA.



RYAN McADOO
G | 6-5 | 190 | Fr.
BOCA RATON, FLA.



BRADY ERNST
F | 6-10 | 230 | R-So.
CLINTON, IOWA



CHRISTIAN CARLYLE
G | 6-6 | 210 | So.
JACKSONVILLE, FLA.



MICHAEL GILMORE
F | 6-10 | 210 | R-Jr.
JACKSONVILLE, FLA.



BRIAN THOMAS
F | 6-9 | 240 | Fr.
KENNESAW, GA.



DINERO MERCURIUS
G | 6-4 | 200 | R-Jr.
ORLANDO, FLA.



ANTRAVIOUS SIMMONS
F | 6-9 | 250 | R-Sr.
MIAMI, FLA.



DOLAN MAHONEY
G | 6-2 | 185 | Jo.
BRADENTON, FLA.



RYAN ROCUANT
C | 6-10 | 220 | Fr.
ESTERO, FLA.



Joe Dooley
Head Coach
5th Season
29th Overall
GW '88




Michael Fly
Assistant Coach
7th Season
10th Overall
Kentucky '06




Tom Abatemarco
Assistant Coach
3rd Season
43rd Overall
Dowling '74



David Cason
Assistant Coach
1st Season
23rd Overall
Illinois State '96



Tyler Schwab
Dir. of Operations
5th Season
5th Overall
Spring Hill '12



Lawrence Brenneman
Video Operations
3rd Season
24th Overall
Geneva (Pa.) '85