



2017-18 MEN'S BASKETBALL #DUNKCITY INFOGRAPHIC GAME NOTES

2013: SWEET 16 | 2014: NIT | 2015: CIT | 2016: NCAA | 2017: NCAA
2013, '16, '17: ASUN TOURNAMENT CHAMPIONS | 2014, '17: ASUN REGULAR SEASON CHAMPIONS
Contact: Jason MacBain | Email: jmacbain@fgcu.edu | Cell: 315.750.0236 | Office: 239.590.7061 | Twitter: @JaBain

SCHEDULE / RESULTS

NOVEMBER

NIT 11	ILLINOIS STATE ESPN 3	W, 98-87
13	@ Siena	W, 86-53
18	@ Bowling Green	L, 83-80
NCAA 21	@ Middle Tennessee ESPN 3	L, 85-72

24	DENVER ^ ESPN 3	W, 79-71
25	NAVY ^ ESPN 3	W, 70-54
26	ST. FRANCIS BROOKLYN ^ ESPN 3	W, 75-51
29	WEBBER INT'L ^ ESPN 3	W, 115-61

DECEMBER

NCAA 2	MIDDLE TENNESSEE ESPN 3	L, 81-76
5	FAU ESPN 3	L, 92-88

NIT 9	@ rv UT Arlington ESPN 3	W, 85-78
--------------	---------------------------------	-----------------

16	ORAL ROBERTS ESPN 3	L, 83-64
19	@ FIU	L, 91-88

NCAA 22	@ #11 Wichita State CBS SPORTS NETWORK	L, 75-65
----------------	---	----------

NCAA 27	@ rv Rhode Island ESPN 3	L, 80-60
----------------	---------------------------------	----------

29	FLORIDA MEMORIAL ESPN 3	5 PM
31	FLORIDA TECH ESPN 3	1 PM

JANUARY

6	STETSON * ESPN 3	7 PM
---	--------------------------------	-------------

CIT 11	USC UPSTATE * ESPN 3	7 PM
---------------	------------------------------------	-------------

13	NJIT * ESPN 3	7 PM
----	-----------------------------	-------------

18	@ Lipscomb * ESPN 3	7:30 pm
----	----------------------------	---------

20	@ Kennesaw State * ESPN 3	4:30 pm
----	----------------------------------	---------

24	@ North Florida * ESPN 3	7 pm
----	---------------------------------	------

CIT 27	JACKSONVILLE * ESPN 3	7 PM
---------------	-------------------------------------	-------------

29	NORTH FLORIDA * ESPN 3	7 PM
----	--------------------------------------	-------------

FEBRUARY

CIT 3	@ Jacksonville * ESPN 3	6 pm
--------------	--------------------------------	------

8	@ NJIT * ESPN 3	7 pm
---	------------------------	------

CIT 10	@ USC Upstate * ESPN 3	4 pm
---------------	-------------------------------	------

15	KENNESAW STATE * ESPN 3	7 PM
----	---------------------------------------	-------------

17	LIPSCOMB * ESPN 3	7 PM
----	---------------------------------	-------------

22	@ Stetson * ESPN 3	7 pm
----	---------------------------	------

26	ASUN Quarterfinals ESPN 3	TBA
----	----------------------------------	-----

MARCH

1	ASUN Semifinals ESPN 3	TBA
---	-------------------------------	-----

4	ASUN Final ESPN	TBA
---	------------------------	-----

^ Homewood Suites FGCU Shootout
* ASUN Conference Game
ASUN Tournament - On Campus, Higher Seed

FGCU_MBB

@FGCU_MBB (12,697 followers)

/FGCUMBB (19,814 likes)

@FGCU_MBB (6,174 followers)

/FGCUAthletics (448,752 views)



FGCU vs. FLORIDA MEMORIAL / FLORIDA TECH

Fort Myers, FL | Alico Arena (4,333 + 300 SRO)

Video: ESPN3 | WatchESPN App

PxP: David Moulton Analyst: J. Webb Horton

All-Time vs. Florida Memorial: 2-0

All-Time vs. Florida Tech: 5-0

HC: Joe Dooley (155-106) HC: Artis Maddox/Billy Mims



FMU: 7-3

FIT: 6-6



2017-18 PRESEASON FAVORITES

The Eagles have posted five-straight 20-win seasons and made five-consecutive postseason appearances, but they have gotten off to slow starts previously. In 2015-16, FGCU was 7-7 through 14 games (what it was this year), but went on to post a 21-14 record and win an NCAA Tournament game. In 2013-14, the Eagles went 6-7 in the non-conference schedule before finishing 22-13 overall, winning the ASUN regular season crown and playing in the NIT.

FGCU lost four games in a row during that 2015-16 campaign - the last time it dropped four consecutively before its current stretch. The Eagles have lost six of seven overall, with the lone win in that stretch coming over UT Arlington, then the #2 mid-major team in the country and receiving votes in both national polls.

PROBABLE STARTERS

0 BRANDON GOODWIN (G)
R-Sr. | 6-2 | 180 | Norcross, GA
18.3 PPG | 5.3 RPG | 4.6 APG

Unanimous ASUN Preseason Player of the Year




5 ZACH JOHNSON (G)
R-Jr. | 6-2 | 195 | Miami, FL
13.3 PPG | 3.1 RPG | 2.6 APG

ASUN Preseason All-Conference Team Selection



11 CHRISTIAN TERRELL (G)
Sr. | 6-5 | 187 | Jacksonville, FL
13.2 PPG | 5.6 RPG | .565 FG%

Leads FGCU In Rebounding (Total 8 Per Game)



24 MICHAEL GILMORE (F)
R-Jr. | 6-10 | 210 | Jacksonville, FL
4.3 PPG | 5 RPG | 1 APG

Made his FGCU debut on December 16



32 ANTRAVIOUS SIMMONS (F)
R-Sr. | 6-9 | 250 | Miami, FL
7.3 PPG | 4.8 RPG | .644 FG%

At Least 50% From The Floor In Every Game But 3



TWEETABLES

5 THINGS TO KNOW IN 280 🗨️ OR LESS

1) **Zach Johnson** is just 21 points shy of 1,000 for his career. He would be just the 9th player in program history to reach the milestone, and only the 3rd to do so as a junior (Bernard Thompson, Brett Comer).

2) **Ricky Doyle** scored nine points at Rhode Island on Wednesday; he had tallied just 12 total points in the previous five games combined.

3) **Antravious Simmons** led FGCU with 14 points at URI - one shy of matching his season high. It marked the first time this year he has paced the Eagles in scoring.

4) Three of FGCU's last five opponents have either been ranked nationally or receiving votes in the national polls (rv UT Arlington: 85-78 win; #11 Wichita State: 75-65 loss; rv Rhode Island: 80-60 loss).

5) FGCU was held to a season-low 60 points and season-low two 3-pointers at URI - the defending Atlantic 10 Champions and preseason favorites to repeat.



SCOUTING FLORIDA MEMORIAL

^ Florida Memorial is an NAIA member (National Association of Intercollegiate Athletics; in the same conference as Naples-based and previous FGCU opponent Ave Maria) located in Miami Gardens. The Eagles defeated NAIA member Webber International on Nov. 29, 115-61.

^ FGCU and Florida Memorial have met twice before, in the 2004-05 and 2005-06 seasons before the Eagles made the jump to D-I in 2007-08. FGCU won both of those matchups at Alico Arena by scores of 66-49 and 87-82.

^ FMU has played one other D-I member so far this year, suffering a 70-47 setback at FIU on Nov. 10.

^ The Lions are led by a trio of double-figure scorers, paced by 16.4 per game from Davon Williams. Travis Mitchell (14.6) and Omar Outar (10.7) round out the trio. Williams also grabs a team-best eight rebounds per outing, while Outar passes out a team-leading three assists per contest.

The contests will count toward FGCU's overall record and statistics, but do not have any affect on the Eagles' RPI. The games will serve as exhibitions for FMU and FIT.

SCOUTING FLORIDA TECH

^ Florida Tech is a Division-II member based in Melbourne, Fla.

^ The Eagles and Panthers have met five previous times, most recently one year ago to the day of this season's matchup on Dec. 31, 2016 - a 101-49 FGCU win. The two teams played each other in 2002-03, 2003-04 and 2006-07 before renewing the series during the 2014-15 campaign.

^ Sam Daniel poses a lethal offensive threat as he is averaging 27.8 points per game to rank 2nd nationally in D-II. Daniel has already made 56 3-pointers in just 12 games this year - the 3rd-most in the country among D-II players.

^ FIT boasts two 20+ scorers as Jordan Majors averages 20.3 points per game. Additionally, Valur Valsjon dishes out eight assists per contest to rank 3rd in the country, while Richard Coil is connecting at a 69.1-percent rate from the floor to check in 9th nationally.

PAINT EMPHASIS

The Eagles led the nation in points in the paint last year (41.3 per game), and they have have either tied or out-scored 13 of their first 15 opponents this year in the paint:

Illinois State: 48-34 (+14)
 @ Siena: 50-16 (+34)
 @ Bowling Green: 44-32 (+12)
 @ Middle Tennessee: 34-32 (+2)
 Denver: 35-32 (+3)
 Navy: 36-32 (+4)
 St. Francis Brooklyn: 48-24 (+24)
 Webber International: 70-28 (+42)
 Middle Tennessee: 30-46 (-16)
 FAU: 42-34 (+8)
 @ rv UT Arlington: 26-26 (0)
 Oral Roberts: 22-58 (-36)
 @ FIU: 34-26 (+8)
 @ #11 Wichita State: 28-16 (+12)
 @ rv Rhode Island: 36-28 (+8)
Total: +119 / +7.9 Margin Per Game

ASUN STANDINGS

*Entering Games On Dec. 28

Team	ASUN			OVERALL			STREAK
	W	L	W%	W	L	W%	
1) Lipscomb	0	0	.000	9	4	.692	W3
2) NJIT	0	0	.000	7	6	.538	W2
3) Stetson	0	0	.000	7	7	.500	L2
4) FGCU	0	0	.000	7	8	.467	L4
5) North Florida	0	0	.000	5	10	.333	L3
6) Jacksonville	0	0	.000	4	10	.286	L3
7) USC Upstate	0	0	.000	4	11	.267	L1
8) Kennesaw State	0	0	.000	3	9	.250	L2

FGCU NATIONAL RANKS

21 FTs MADE **62** FG% **11** RBS
 231 .479 559

15th: Zach Johnson, Total Steals (31)

12th - Brandon Goodwin, Free Throws Made (78)

In its eight losses, FGCU is averaging 34.1 rebounds per game, has a -3.9 rebounding margin and is -39 in second-chance points. In its seven wins, FGCU is averaging 42.3 rebounds per game, has a +15.1 rebounding margin and is +47 in second-chance points.

STILL SORTING IT OUT

15 games into the year, FGCU has already used 10 different starting lineups - tied for the most in the nation:

- 1) UT Martin: 10 In 13 Games
FGCU: 10 In 15 Games
- 3) UTEP: 9 In 11 Games
 Bryant: 9 In 13 Games

* 3 Teams With 8 Different Starting Lineups *

ODDS & ENDS

In the eight games it has out-rebounded its opponent, FGCU has done so by at least a +15 margin in six of those (5-1 record in those games) ... the win over Siena on Nov. 13 marked **Joe Dooley's** 150th career victory ... **the 33-point road win (86-53) was tied for the largest victory away from home in D-I program history**, and was tied for Siena's largest home defeat in its D-I history (since 1976-77).

MILESTONE TRACKER

FGCU is within reach of several milestone victory marks.

All-Time Record: 292-203 (8 More Wins For 300)
 All-Time Record In D-I Era: 178-164 (22 More Wins For 200)
 All-Time Record At Home: 196-63 (4 More Wins For 200)
 All-Time Record vs. ASUN: 91-81 (9 More Wins For 100)

#WEAREFGCU

When referring to the University, please be aware of the following policy regarding usage. First references to the intercollegiate athletic programs should be only **FGCU** (preferred) or **Florida Gulf Coast University**. The only secondary references used should be **Florida Gulf Coast** or **Eagles**. Please refrain from using Fla. Gulf Coast, FG Coast, Gulf Coast or any other similar combination.



#DEPTHCITY

FGCU has already had 10 different players reach double-figure points in a game - the third-straight season that has occurred. Every FGCU player also has a positive plus/minus ratio. Below is a list of players who have scored 10 or more points in a game this season, how many times they have led (or tied) the team in scoring and their season high.

Zach Johnson (2)	27
Brandon Goodwin (9 - 1 tie)	26
Christian Terrell (4 - 1 tie)	20
Christian Carlyle	18
Dinero Mercurius	16
Antravious Simmons (1)	15
RaySean Scott Jr.	15
Ricky Doyle	11
Darnell Rogers	11
Michael Gilmore	10

RECORD ROAD WINNING STREAKS --- SNAPPED EARLIER THIS YEAR ---

GONZAGA: 11 FGCU: 10

FGCU had won a program-best 10-straight road games dating back to last year - the 2nd-longest road winning streak in the country - before a last-second loss at Bowling Green on Nov. 18. Gonzaga had the longest streak at 11 in a row just ahead of the Eagles, but now Villanova and Wichita State (8 each) have that claim.

The Eagles finished a program-best 7-0 on the road in the ASUN last year, surpassing the previous single-season record for wins of five. FGCU is the first ASUN institution to go undefeated on the road in conference action since former league member Samford went 8-0 in 1998-99.

Overall, FGCU was a program-best 10-3 away from Alico Arena last season, with all three losses coming by single digits.

FGCU GROWTH

FGCU moved to the Division-I ranks in 2007-08, becoming post-season eligible for the 2011-12 season. After starting their D-I transition with five-straight losing seasons, the Eagles have now posted five-consecutive 20-win seasons. After not finishing higher than 6th place in the ASUN the first five years, FGCU has finished no worse than a tie for 2nd each of the past four seasons.

YEAR	OVERALL	ASUN	ASUN FINISH
2007-08	10-21	6-10	T-8
2008-09	11-20	7-13	9
2009-10	8-21	5-15	T-10
2010-11	10-20	7-13	7
2011-12	15-17	8-10	T-6
2012-13	26-11	13-5	2
2013-14	22-13	14-4	T-1
2014-15	22-11	11-3	2
2015-16	21-14	8-6	T-2
2016-17	26-8	12-2	1
2017-18	7-8	0-0	
D-I Total	178-164	91-81	
Since '12-13	124-65	58-20	

#DunkCity

RECORD SEASON

Program Single Season

POINTS
Brandon Goodwin (2016-17) 629
Marc-Eddy Norelia (2015-16) 597
Ryan Hopkins (2002-03) 580



GOODWIN

Brandon Goodwin was the unanimous 2017 ASUN Newcomer of the Year, in addition to being named ASUN First Team, ASUN Tournament MVP and setting a league record by securing six ASUN Newcomer of the Week honors. He was also named to the NABC All-District First Team after setting a program record by scoring 629 points. He hit three game-winning shots and led FGCU in scoring (18.5) and assists (4.1). More info on his bio page.

SCHEDULE RUNDOWN

FGCU played six non-conference games against teams that finished in the top 40 of the RPI last year. Each of those teams won at least 25 games and played in the postseason. The Eagles went 2-4 against the group:

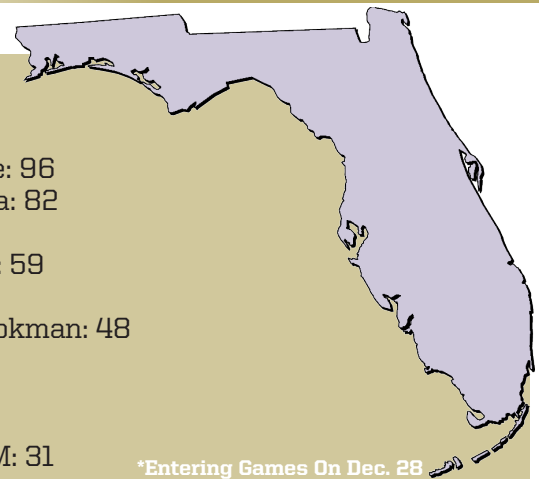
Nov. 11: vs. 39 Illinois State (28-7, NIT) | W, 98-87
 Nov. 21: @ 34 Middle Tennessee (31-5, NCAA) | L, 85-72
 Dec. 2: vs. 34 Middle Tennessee | L, 81-76
 Dec. 9: @ 40 UT Arlington (27-9, NIT) | W, 85-78
 Dec. 22: @ 29 Wichita State (31-5, NCAA) | L, 75-65
 Dec. 27: @ 31 Rhode Island (25-10, NCAA) | L, 80-60

Each of those NCAA Tournament opponents won a March Madness game last year, and the other two claimed three total victories in the NIT. Those opponents went a combined 142-36 (.798 winning percentage) last season and posted an average RPI of 34.

MOST WINS IN FLORIDA

Since 2013-14 Season

- 1) Florida: 108
- 2) Miami: 101
- 3) FGCU: 98
- 4) Florida State: 96
- 5) North Florida: 82
- 6) UCF: 70
- 7) Jacksonville: 59
- 8) FIU: 57
- 9) Bethune-Cookman: 48
- Stetson: 48
- 11) USF: 44
- 12) FAU: 43
- 13) Florida A&M: 31



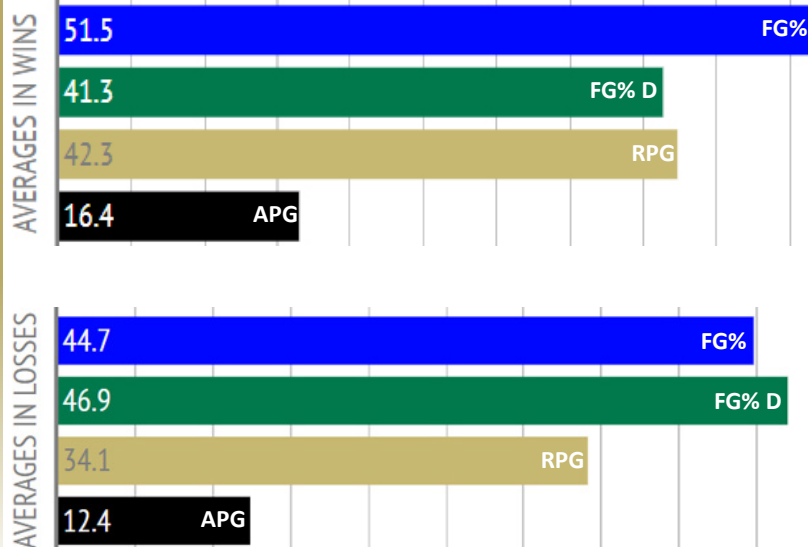
*Entering Games On Dec. 28

FGCU is the only D-I team in the state of Florida which has posted four-straight 20-win seasons (five-consecutive for the Eagles). As FGCU has moved among some of the preeminent teams in the state, it has done so with Florida talent. Last year, Florida natives were responsible for 80 percent of FGCU's points and 75 percent of the Green and Blue's rebounds and assists.

This season, eight of FGCU's 13 scholarship players hail from the Sunshine State, and including walk-ons there are 11 total players from Florida on the 2017-18 roster.



W-L AVERAGES



RECORDS UNDER DOOLEY

FGCU has the following records under the direction of Joe Dooley, who is in his 5th year with the Eagles in 2017-18:

Leading At The Half: 75-7 (.915) - 3 Losses This Year

Holding Opponent Below 40% FG: 54-6 (.900)

Grabbing More Rebounds: 77-16 (.828)

Scoring Between 70-79 Points: 57-13 (.814)

Scoring 80+ Points: 43-8 (.843) - 3 Losses This Year

2017-18 DUNK COUNTER

vs. Illinois State: 2 (Goodwin, Johnson)
 @ Siena: 4 (Goodwin (2), Johnson, Doyle)
 @ Bowling Green: 2 (Ernst, Doyle)
 @ Middle Tennessee: 1 (Doyle)
 vs. Denver: 1 (Scott Jr.)
 vs. Navy: 1 (Carlyle)
 vs. St. Francis Brooklyn: 1 (Doyle)
 vs. Webber International: 13 (Johnson (3),
 Scott Jr. (3), Ernst (2), Doyle (2),
 Carlyle (2), Simmons)
 vs. Middle Tennessee: 2 (Johnson,
 Simmons)
 vs. FAU: 1 (Scott Jr.)
 @ rv UT Arlington: 1 (Johnson)
 vs. Oral Roberts: 3 (Gilmore)
 @ FIU: 2 (Ernst, Scott Jr.)
 @ #11 Wichita State: 0
 @ rv Rhode Island: 0



34

2016-17 TOTAL: 159
 2015-16 TOTAL: 78
 2014-15 TOTAL: 93
 2013-14 TOTAL: 98
 2012-13 TOTAL: 148

2017-18 LEADERS:
 Johnson: 7
 Doyle: 6
 Scott Jr.: 6
 Gilmore: 3
 Goodwin: 3
 Ernst: 4
 Carlyle: 3
 Simmons: 2

RETWEETS

1) The Eagles scored 70+ points in each of their first 11 games, coming one performance short of matching the 2003-04 team for most consecutive games to start a season (12) with scoring 70 or more points.

2) After not shooting better than 30 percent from 3-point range in any of the first four games, FGCU connected at better than a 34-percent rate in each of the next 10 before going 22 percent at URI.

3) FGCU has allowed two opponents to score 90+ in regulation this year. In the previous four years, that had only occurred two times total.

4) The 83-64 loss at home to Oral Roberts on Dec. 16 was tied for the worst home non-conference loss in the program's D-I history (77-58 vs. Drexel on Nov. 14, 2007).

5) The Eagles shot 50.7 percent from the floor against FAU - their 2nd-highest shooting percentage in a loss in D-I non-conference history (61.4 percent at TCU on Nov. 11, 2011).

BY THE NUMBERS

3 Three times entering this year (all in 2002-03) that FGCU had lost when scoring 85+ in a game - something that has now happened twice this season already.

4 FGCU hit four game-winning shots/freethrows last year in the final 35 seconds: Christian Terrell (1) and Brandon Goodwin (3).

58 FGCU allowed FAU to score 58 points in the 2nd half on Dec. 5 - the 2nd-most the Eagles have allowed in their D-I history (59, Mercer).

58 Since the start of the 2012-13 season, FGCU boasts a 58-20 (.744) record in ASUN regular-season games - 10 more wins than any other team in the league (North Florida, 48).

264 FGCU has made at least one 3-pointer in 264 straight games (Jan. 8, 2010).

98 The 98 points against Illinois State this year were the most in a season opener in program history. The previous high was 90 in the program's first-ever game in 2002-03 versus Puerto Rico-Bayamon.



RANKINGS RUNDOWN

In the Associated Press and/or USA Today Coaches Poll, Wichita State is ranked #8/11 in the country, while Rhode Island is receiving votes.

Additionally, in Joe Lunardi's latest ESPN Bracketology, he has Wichita State (2 seed), Rhode Island (10), Middle Tennessee (11) and UT Arlington (12) all included. Lunardi had FGCU included in his first three editions of the year, but the Eagles dropped out recently after the string of losses. Prior to that, Lunardi had the Eagles as a 15 seed (below), and were as high as a 14 seed.

7 USC	▼	
10 Providence	▼	
2 Wichita St	■	
15 FLORIDA GULF COAST	■	

Dallas

BUILDING A TRADITION

FGCU is believed to be the only men's D-I program in NCAA history to make five postseason appearances in its first six years of eligibility (2013: NCAA; 2014: NIT; 2015: CIT; 2016: NCAA; 2017: NCAA).

The Eagles are also one of just 23 teams in the nation to have won at least 20 games and made postseason appearances in each of the past five seasons. Of those 23 teams, only six are mid-major schools, as FGCU joins Vermont, Belmont, New Mexico State, Iona and UC Irvine to hold that distinction.

NATION'S ELITE

FGCU is one of only seven schools in the country which has had its men's and women's teams win at least 20 games in five-straight seasons, joining:



Additionally, with both the men's and women's teams winning at least 26 games last season, FGCU is one of only three non-Power 5 schools in the nation to boast that claim along with Gonzaga and Bucknell. In total, only nine schools had both its men's and women's basketball teams record at least 26 victories a year ago:



MID-MAJOR POLL

* Records From Last Week *

#	Team (1st Votes)	Rcd.	Pts.	LW	Conference
1.	Gonzaga (29)	10-3	773	1	West Coast
2.	Saint Mary's (2)	11-2	744	2	West Coast
3.	BYU	11-2	699	3	West Coast
4.	Albany	11-3	613	5	America East
5.	Charleston	9-3	550	10	Colonial
6.	Stephen F. Austin	11-2	527	11	Southland
7.	Loyola Chicago	10-3	507	6	Missouri Valley
8.	UT Arlington	9-4	497	8	Sun Belt
9.	Northern Iowa	8-4	483	7	Missouri Valley
10.	New Mexico State	11-3	469	19	Western Athletic
11.	Louisiana	10-3	433	9	Sun Belt
12.	Towson	10-3	407	4	Colonial
13.	Missouri State	11-3	403	16	Missouri Valley
14.	Furman	9-4	335	12	Southern
15.	UC Santa Barbara	10-3	307	22	Big West
16.	Wofford	8-4	214	NR	Southern
17.	Valparaiso	9-4	197	14	Missouri Valley
18.	South Dakota	12-4	189	18	Summit
19.	Georgia Southern	9-4	179	15	Sun Belt
20.	Portland State	10-3	167	25	Big Sky
21.	Central Michigan	10-2	132	21	Mid-American
22.	South Dakota State	11-5	127	NR	Summit
23.	Evansville	10-4	125	13	Missouri Valley
24.	Ball State	8-4	103	NR	Mid-American
25.	Oakland	8-5	95	NR	Horizon

Bold Denotes FGCU Opponent

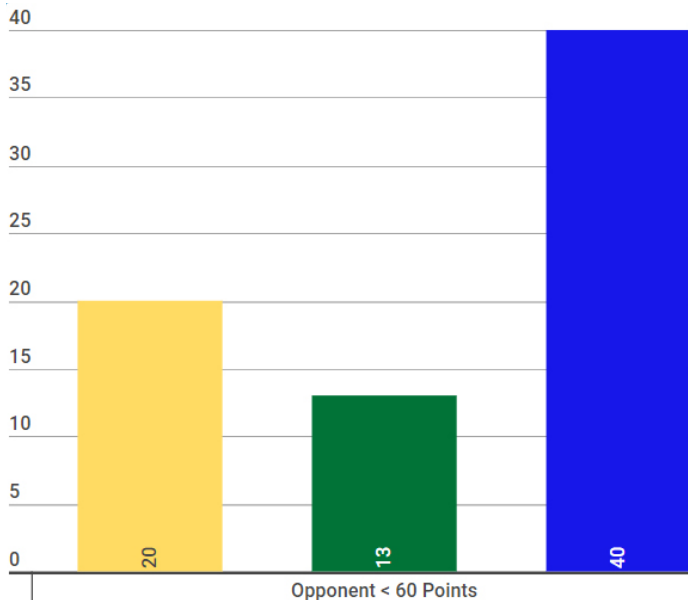
FGCU Receiving Votes (17)

FGCU Opponents Receiving Votes: Lipscomb (39)

With its win over Fairleigh Dickinson in the 2016 First Four, FGCU secured its third NCAA Tournament victory in four years (at the time). **The Eagles are the only current ASUN member which has won an NCAA Tournament game, and are responsible for three of the league's seven all-time NCAA Tournament victories, dating back to the ASUN's initial appearance in March Madness in 1981.**



LOCKING IN ON D



Since Dooley took over FGCU in 2013-14, FGCU has held 40 teams to 60 points or fewer. The Sweet Sixteen team in 2012-13 held 13 opponents to 60 points or fewer, but prior to that - in five seasons of D-I history - FGCU teams had only held opponents to 60 points or fewer 20 times.

The Eagles have led the ASUN in scoring defense in three of Dooley's four years with FGCU and finished 2nd in the other season. **Last year, the Eagles paced the conference by holding opponents to just 69.3 points per game - exactly six points better than any other team.**

At just 5-foot-2-inches, freshman **Darnell Rogers** is by far the smallest D-I player in the nation. The next smallest player is Mount St. Mary's Junior Robinson at 5-5.

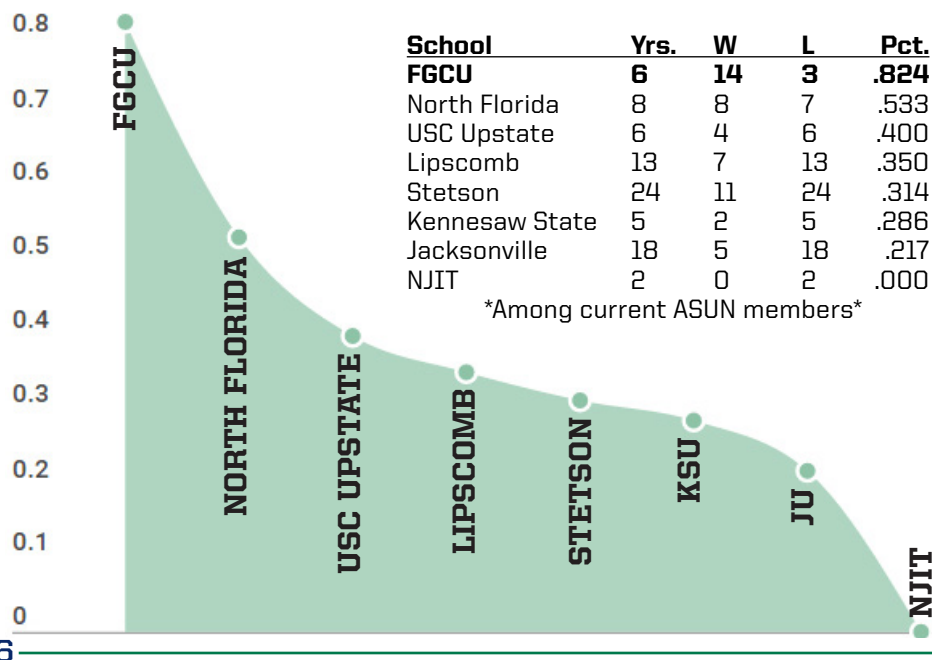
Rogers is believed to be the smallest scholarship D-I men's basketball player in history. While not confirmed due to many teams not being able to verify early-year rosters, only one player has been confirmed as smaller than 5-2, and that was Dayton's Keith Braswell at exactly 5 foot. However, Braswell was a walk-on during his one season with the Flyers in 1994-95.

More recently, Malcolm Reid - a 5-2 walk-on at Southeastern Louisiana in 2015-16 - matched Rogers' height, but he once again was also a walk-on. Darnell's father, Shawnta, stood at 5-4 and put together a heralded career at George Washington, ultimately culminating in him winning Atlantic 10 Conference Player of the Year in 1999.



FGCU has a pair of players related to Naismith Basketball Hall of Famers in Michael Gilmore and walk-on Ryan McAdoo. Gilmore is the nephew of Artis Gilmore, a six-time NBA All-Star, while McAdoo is the son of Bob McAdoo, a five-time NBA All-Star and NBA MVP in 1975.

ALL-TIME ASUN TOURNAMENT WIN%



FGCU YEAR-BY-YEAR

- 2012: Lost to Belmont in the Final
- 2013: Defeated Mercer to win the ASUN Championship
- 2014: Lost to Mercer in the Final
- 2015: Lost to USC Upstate in the Semifinals
- 2016: Defeated Stetson to win the ASUN Championship
- 2017: Defeated North Florida to win the ASUN Championship

FGCU is one of only two active ASUN members (North Florida, 2015) to have won an ASUN Tournament Championship. FGCU won its third title in six years, with the three championships being tied already for the 3rd-most in ASUN history (since 1979). Only Belmont (five titles from 2006-12) and UCF (four titles from 1994-05) have more.



PROTECTING THE ROCK



FGCU set the single-season program record with nine games of single-digit turnovers in 2015-16, surpassing the previous record of eight from 2014-15. Eight single-digit turnover games is exactly how many the Eagles had in their entire pre-D-I history. In 2013-14, FGCU had six single-digit turnover games. **Under Dooley, the Eagles have posted 32 of the program's 38 single-digit turnover games in the D-I era.**

D-I IMPROVEMENT

Coinciding with taking care of the ball better, FGCU has steadily improved its D-I record nearly every season, and has increased its winning percentage under each of its now three D-I era coaches.

2007-08	10-21
2008-09	11-20
2009-10	8-21
2010-11	10-20
Dave Balza: 39-82 (.322)	

2011-12	15-17
2012-13	26-11
Andy Enfield: 41-28 (.594)	
2013-14	22-13
2014-15	22-11
2015-16	21-14
2016-17	26-8
2017-18	7-8
Joe Dooley: 98-54 (.645)	

LOOKING AHEAD & BACK

The Eagles are the defending ASUN regular-season and two-time defending tournament champions. FGCU is installed as the preseason ASUN favorites, predicted to return to the NCAA Tournament for a third-straight year and fourth time in the past six seasons.

Last season, FGCU claimed its first outright ASUN regular-season title (12-2) and second overall. **The Eagles set a program D-I regular-season record with 23 wins and tied the all-time victory mark of 26,** finishing one triumph shy of matching the program's all-time mark. FGCU set D-I program single-season records in points per game (79.4), rebound margin (+5.4) and field goal percentage (.499) - 5th-best in the nation.

The Eagles made their third NCAA Tournament appearance in five years (six seasons of eligibility) and earned a program-best No. 14 seed. Despite losing its leading rebounder and shot blocker in Demetris Morant early in the 2nd half with an ankle injury, FGCU went on to fall to 3rd-seeded Florida State - the second-tallest team in the nation - by just six points, 86-80.

HOME SUCCESS



FGCU is 80-17 at Alico Arena since 2012-13. FGCU is 5-3 this year, went 16-3 last season, 16-4 in 2015-16, 13-4 in 2014-15, 15-2 in 2013-14 and 15-1 in 2012-13.



Versus ASUN foes during the regular season since 2012-13, FGCU is 34-5 at The Nest.

#DunkCity



Despite only becoming Division-I postseason eligible for the 2011-12 season, FGCU has already claimed an impressive 17 wins in the postseason.

ASUN 14-3 NCAA 3-3 NIT 0-1

FGCU is the only FGCU reached the Sweet Sixteen as a No. 15 seed in 2013 when the Eagles defeated No. 2 Georgetown and No. 7 San Diego State en route to capturing the nation and earning the #DunkCity moniker. The Green and Blue lost to No. 3 Florida in the next round before going 1-1 in 2015-16 and 0-1 last year.

CIT 0-1

FGCU made its first appearance in the CIT in 2015, falling at home to Texas A&M-Corpus Christi, 75-69.

FGCU TRADITION

FGCU has made five postseason appearances in only six years of D-I eligibility: 2013 NCAA, 2014 NIT, 2015 CIT, 2016 NCAA, 2017 NCAA. FGCU is believed to be the only D-I program in NCAA history to make five postseason appearances in its first six years of eligibility.

2007-08

FGCU's first D-I season and first year as a member of the ASUN. The Eagles defeat North Florida, 70-67, in their first-ever league game and finish the year 6-10 in the ASUN (T-8th of 12 teams).

2008-09

The Eagles don't win a road game all season (0-14) and finish 7-13 in the ASUN (9th of 11 teams).

2009-10

The team wins its fewest ASUN games in single-season program history with just five en route to a 5-15 record (T-10th of 11 teams).

2010-11

FGCU starts 0-7 in league play, but begins to set the tone for a drastic shift in program history by finishing 7-6 on its way to a 7-13 ASUN record (7th of 11 teams).

2011-12

FGCU's first season of D-I postseason eligibility. The Eagles go 8-10 in the ASUN (T-6th of 11 teams) and earn the No. 6 seed in the conference tournament. FGCU defeats No. 3 USC Upstate, 71-61, upsets host and No. 2 Mercer in the semifinals, 62-58, before falling short in the title game to top-seeded Belmont, 83-69, after holding a 42-39 halftime lead.

2014-15

FGCU goes 11-3 in the ASUN (2nd of 8 teams) and receives the No. 2 seed, but falls at home in the ASUN semifinals to No. 3 USC Upstate, 63-62.

By reaching the ASUN Championship Final Game in each of its first three seasons of eligibility, FGCU became the only school in NCAA history to accomplish that feat.

1

2016-17



After claiming its first outright regular-season crown with a 12-2 record, FGCU beat Stetson by 30 points in the quarterfinals, knocked off Kennesaw State in the semifinals and then used a big 2nd half to run away from rival North Florida in the final to cut down the nets for the third time in five years.

2012-13



In just its second season of D-I postseason eligibility, FGCU goes 13-5 in the ASUN, earns the No. 2 seed in the conference tournament and for the second-straight year defeats Mercer on its home court -- this time in the final -- to earn an NCAA Tournament berth. The Eagles went on to become the only team in NCAA history to advance to the Sweet Sixteen as a 15 seed.

2013-14



FGCU wins its first ASUN regular-season championship with a record of 14-4 and earns the top seed in the ASUN tournament. But this time, No. 2-seeded Mercer defeats the Eagles on their home court in the title game, 68-60, and goes on to knock off Duke in the NCAA Tournament as a 14 seed.

2015-16



FGCU won its 2nd ASUN Tournament Championship in four years with an 80-78 overtime win over 7th-seeded Stetson. The Eagles tied for 2nd in the league, but received the 4th seed and defeated 5th-seeded Kennesaw State, 74-64, before dominating at top-seeded North Florida, 89-56, in the semifinals -- the largest loss a top seed has ever suffered in the A-Sun Championship (since 1979).



THE BIRTH OF DUNK CITY

March 22 & 24, 2013 • Philadelphia, Pa.



#15 FGCU 78 #2 Georgetown 68



#15 FGCU 81 #7 San Diego State 71

FGCU used five 2nd-half dunks and a 21-2 run to turn a 31-31 game at the 17:27 mark into a 52-33 Eagles' lead by the 12:30 mark. With Georgetown trying to mount a comeback in the closing two minutes, sophomore point guard Brett Comer threw a brazen one-handed alley-oop to Chase Fieler, who finished with one hand and Georgetown never got closer than five the rest of the night.


Leading 54-52 with 11:30 left, FGCU went on a 17-0 run to open up a 71-54 advantage with less than four minutes remaining. The 10-point final margin was the closest SDSU would get in the final eight minutes. After not having any dunks in the 1st half against Georgetown, the Eagles finished with 10 in the closing 60 minutes - the Georgetown 2nd half and entire SDSU game.

THE ONLY 15 SEED TO EVER ADVANCE TO THE SWEET 16

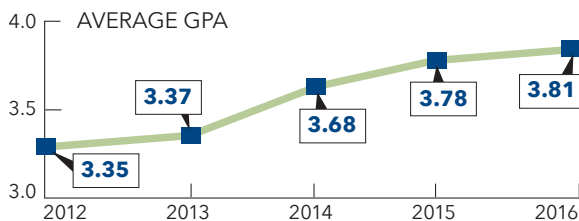
DUNK CITY EFFECT

THE MEN'S BASKETBALL TEAM'S DUNK CITY RUN AMPLIFIED THE FGCU EFFECT IN A HOST OF WAYS. HERE ARE A FEW:

FGCU STUDENT ENROLLMENT



ACADEMIC PROFILE OF ENTERING FRESHMEN



AVERAGE SAT SCORE

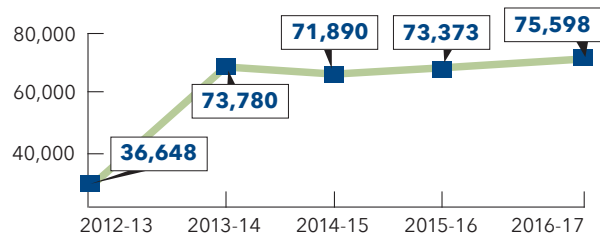
(INCLUDES WRITING)

FALL 2012
1528
FALL 2015
1592

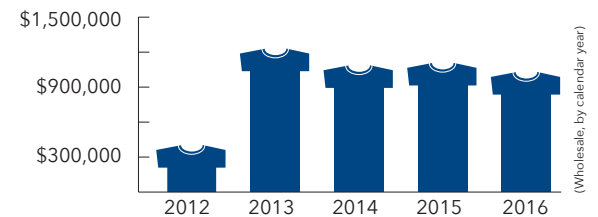
AVERAGE ACT SCORE

FALL 2012
21.8
FALL 2015
24.1

TOTAL YEARLY ATTENDANCE AT MEN'S HOME BASKETBALL GAMES



SALES OF LICENSED FGCU MERCHANDISE



FUNDRAISING STRIDES

2012-13 \$14 million
2015-16 \$33 million*

*Original \$18 million surpassed

ALUMNI PARTICIPATION RATE

2012-13 / 2.75%
2015-16 / 5.3%



DUNK CITY IMPACT

The national exposure from the Eagles' run to the Sweet Sixteen as a No. 15 seed in 2013 has had far-reaching impacts throughout the university and Southwest Florida:

>>> A 27-percent increase in freshman applications the next year, allowing the school to become more selective in its admission. The average high school GPA of admitted students has increased every year from 3.35 in Fall 2012 to 3.81 in Fall 2016.

>>> The university's fundraising office doubled its number of alumni donors in a year.

>>> The Athletic Department posted a record \$4.8 million in external revenues during the 2016 fiscal year, up from \$4.4 million in 2015 and a significant jump from only \$3.1 million in 2013 prior to the run to the Sweet Sixteen.

>>> Since 2013-14, FGCU has been responsible for roughly one-third of the entire ASUN's home attendance over that time.

>>> Last year, supporters filled Alico Arena to an average of nearly 4,000 fans per game - 92 percent capacity of The Nest's 4,333 seats. In terms of percentage capacity, that ranked 31st in the nation - ahead of Miami, UConn, Notre Dame, UCLA and many other marquee programs.

SECOND ROUND			
	78	68	
THIRD ROUND			
	81	71	



>>> Earned his 100th career win on Feb. 21, 2015, at home against USC Upstate, 86-72. As FGCU's 3rd head coach in the D-I era (since 2007-08), he already holds the record for most wins (98).

Following called timeouts last year, FGCU ranked 4th in the nation in points per possession at 1.059 (leader: UCLA, 1.083).



JOE DOOLEY

HOMETOWN

West Orange, N.J.

EDUCATION

George Washington University '88
(B.A. in Speech Communications)

ANNOUNCED AS FGCU HEAD COACH

Wednesday, April 17, 2013

FAMILY

Tanya (Wife) | Max (Son)

COACHING CAREER

1988-91: South Carolina, Assistant
1991-95: East Carolina, Assistant
1995-99: East Carolina, Head
1999-2000: New Mexico, Assistant
2000-02: New Mexico, Associate Head
2002-03: Wyoming, Assistant
2003-2013: Kansas, Assistant
2013-Present: FGCU, Head

IN SHORT

Dooley was named the 2017 ASUN Coach of the Year and the 2017 NABC District 3 Coach of the Year after leading the Eagles to a D-I program record 26 wins. He has coached eight all-conference selections at the helm of the Green and Blue. In August of 2013, ESPN named Dooley one of the top-two new hires positioned for success. Prior to FGCU, he was an assistant coach at Kansas for a decade, winning 300 games, reaching six Sweet Sixteen rounds and winning the 2008 National Championship.

THE DOOLEY WORKSHEET - AS HEAD COACH

RECORD				
YEAR	SCHOOL	OVERALL	CONFERENCE	POSTSEASON
1995-1996	East Carolina	17-11	9-9 (T-4th; CAA)	-
1996-1997	East Carolina	17-10	9-7 (T-3rd; CAA)	-
1997-1998	East Carolina	10-17	5-11 (T-7th; CAA)	-
1998-1999	East Carolina	13-14	7-9 (7th; CAA)	-
2013-2014	FGCU	22-13	14-4 (T-1st; ASUN)	NIT 1st Rd
2014-2015	FGCU	22-11	11-3 (2nd; ASUN)	CIT 1st Rd
2015-2016	FGCU	21-14	8-6 (T-2nd; ASUN)	NCAA 1st Rd (First 4 Win)
2016-2017	FGCU	26-8	12-2 (1st; ASUN)	NCAA 1st Rd
2017-2018	FGCU	7-8	0-0	
TOTAL	8+ SEASONS	155-106 (.594)	 AT FGCU: 98-54 (.645)	

THE DOOLEY WORKSHEET - AS AN ASSISTANT COACH

RECORD				
YEAR	SCHOOL	OVERALL	CONFERENCE	POSTSEASON
1988-1989	South Carolina	19-11	8-4 (Metro Conf.)	NCAA 1st Rd
1989-1990	South Carolina	14-14	6-8 (Metro Conf.)	-
1990-1991	South Carolina	20-13	5-9 (Metro Conf.)	NIT 2nd Rd
1991-1992	East Carolina	10-18	4-10 (7th; CAA)	-
1992-1993	East Carolina	14-16	4-10 (7th; CAA)	NCAA 1st Rd
1993-1994	East Carolina	15-12	7-8 (5th; CAA)	-
1994-1995	East Carolina	18-11	7-8 (4th; CAA)	-
1999-2000	New Mexico	18-14	9-5 (3rd; Mountain West)	NIT 2nd Rd
2000-2001	New Mexico	21-13	6-8 (T-5th; Mountain West)	NIT Quarterfinal
2001-2002	New Mexico	16-14	6-8 (6th; Mountain West)	NIT 1st Rd
2002-2003	Wyoming	21-11	8-6 (T-4th; Mountain West)	NIT 2nd Rd
2003-2004	Kansas	24-9	12-4 (T-2nd; Big 12)	NCAA Elite 8
2004-2005	Kansas	23-7	12-4 (T-1st; Big 12)	NCAA 1st Rd
2005-2006	Kansas	25-8	13-3 (T-1st; Big 12)	NCAA 1st Rd
2006-2007	Kansas	33-5	14-2 (1st; Big 12)	NCAA Elite 8
2007-2008	Kansas	37-3	13-3 (T-1st; Big 12)	NCAA Champions
2008-2009	Kansas	27-8	14-2 (1st; Big 12)	NCAA Sweet 16
2009-2010	Kansas	33-3	15-1 (1st; Big 12)	NCAA 2nd Rd
2010-2011	Kansas	35-3	14-2 (1st; Big 12)	NCAA Elite 8
2011-2012	Kansas	32-7	16-2 (1st; Big 12)	NCAA Runner-Up
2012-2013	Kansas	31-6	14-4 (T-1st; Big 12)	NCAA Sweet 16
TOTAL	21 SEASONS	486-206 (.702)		



ROSTER BREAKDOWN

NO.	NAME	POS.	HT.	WT.	YR.	HOMETOWN/PREVIOUS SCHOOL(S)
0	Brandon Goodwin	G	6-2	180	R-Sr.	Norcross, Ga./UCF/Norcross HS
1	Troy Baxter Jr. ^	F	6-8	200	So.	Tallahassee, Fla./UNLV/Oldsmar Christian HS
2	Joshua Ko *	G	6-1	167	R-Sr.	Kailua, H.I./Pittsburgh/Kalaheo HS
3	Darnell Rogers	G	5-2	150	Fr.	Baltimore, Md./Shiloh HS/Believe Prep/Indian Land HS
5	Zach Johnson	G	6-2	195	R-Jr.	Miami, Fla./Norland HS
10	Kyle Hoffman * ^	G	5-9	140	So.	Lawrence, Kansas/Ottawa University (Kansas)/Lawrence HS
11	Christian Terrell	G	6-5	187	Sr.	Jacksonville, Fla./Providence HS
12	Mark Matthews * ^	G	6-6	215	Jr.	Fort Myers, Fla./USC Aiken/UNCW/Fort Myers HS
13	RaySean Scott Jr.	F	6-7	213	So.	Compton, Calif./Compton HS
15	Ricky Doyle	F	6-10	253	R-Jr.	Cape Coral, Fla./Michigan/Bishop Verot HS
20	Ryan McAdoo *	G	6-5	190	Fr.	Boca Raton, Fla./St. Andrews HS
21	Brady Ernst	F	6-10	230	R-So.	Clinton, Iowa/Indian Hills CC/Iowa State/Clinton HS
23	Christian Carlyle	G	6-6	210	So.	Jacksonville, Fla./Bishop Kenny HS
24	Michael Gilmore	F	6-10	210	R-Jr.	Jacksonville, Fla./Miami/VCU/Rickards HS
30	Brian Thomas	F	6-9	240	Fr.	Kell, Ga./Kell HS
31	Dinero Mercurius	G	6-4	200	R-Jr.	Orlando, Fla./Daytona State/UTRGV/USF/Faith Baptist Christian HS
32	Antravious Simmons	F	6-9	250	R-Sr.	Miami, Fla./VCU/South Miami HS
33	Dolan Mahoney *	G	6-2	185	Jr.	Bradenton, Fla./IMG Academy
55	Ryan Rocuant *	C	6-10	220	Fr.	Estero, Fla./Estero HS

^ Will sit out and utilize a redshirt season in 2017-18 in accordance with NCAA transfer rules.

* Walk On

TRANSFERS ELIGIBLE

PLAYER	NOTES
Ricky Doyle	Played in 67 of a possible 68 games at Michigan; started 30; averaged 4.9 ppg & 2.5 rpg; .624 FG%
Michael Gilmore	Eligible in mid-December; 12 pts, 8 rbs w/ VCU vs. Oklahoma in 2016 NCAA Tournament; 18 starts

KEY NEWCOMERS

PLAYER	NOTES
Darnell Rogers	23 ppg, 7 apg, 2 spg @ Believe Prep in 2016-17; played AAU for Team CP3; son of GW star Shawnta Rogers
Brian Thomas	3-star recruit by Rivals; ranked as the 16th-best player in Georgia; 5 blocks per game as a junior

TRANSFERS SITTING OUT

PLAYER	NOTES
Troy Baxter Jr.	4.3 ppg, 2.3 rpg as a freshman at UNLV; double-figure points 4 times; .415 FG %
Mark Matthews	15.5 ppg last year at D-II USC Aiken; played 23 games with D-I UNC Wilmington as freshman in '15-'16



Joe Dooley
Head Coach
5th Season
29th Overall
GW '88



Michael Fly
Assistant Coach
7th Season
10th Overall
Kentucky '06



Tom Abatemarco
Assistant Coach
3rd Season
43rd Overall
Dowling '74



David Cason
Assistant Coach
1st Season
23rd Overall
Illinois State '96



Tyler Schwab
Dir. of Operations
5th Season
5th Overall
Spring Hill '12



Lawrence Brenneman
Video Operations
3rd Season
24th Overall
Geneva (Pa.) '85



BRANDON GOODWIN

R-Sr. | G | 6-2 | 180 | Norcross, Ga. | UCF | Norcross HS

RECORD PERFORMANCES

POINTS

Career 30 @ Houston (1/6/15)
Season 26 vs. Middle Tennessee (12/2/17)
ASUN 29, 2x, Last @ USC Upstate (2/18/17)

REBOUNDS

Career 11, 2x, Last vs. FAU (12/5/17)
Season 11 vs. FAU (12/5/17)
ASUN 10, 2x, Last vs. Lipscomb (2/9/17)

ASSISTS

Career 13 @ Tulane (2/19/15)
Season 10 vs. Webber Int'l (11/29/17)
ASUN 7, 2x, Last vs. Jacksonville (1/28/17)

STEALS

Career 4, 5x, Last vs. NJIT (1/21/17)
Season 3 vs. Illinois State (11/11/17)
ASUN 4 vs. NJIT (1/21/17)

FIELD GOALS MADE

Career 12, 2x, Last vs. Florida State (3/16/17)
Season 10 vs. FAU (12/5/17)
ASUN 11 vs. North Florida (1/30/17)

FIELD GOALS ATTEMPTED

Career 27 vs. Florida State (3/16/17)
Season 21 @ #11 Wichita State (12/22/17)
ASUN 19, 3x, Last vs. Lipscomb (2/9/17)

FREE THROWS MADE

Career 15 @ USC Upstate (2/18/17)
Season 12 @ Middle Tennessee (11/21/17)
ASUN 15 @ USC Upstate (2/18/17)

FREE THROWS ATTEMPTED

Career 17, 2x, Last @ Middle Tennessee (11/21/17)
Season 17 @ Middle Tennessee (11/21/17)
ASUN 17 @ USC Upstate (2/18/17)

3-POINT FIELD GOALS MADE

Career 4, 4x, Last @ NJIT (2/16/17)
Season 3, 3x, Last vs. Oral Roberts (12/16/17)
ASUN 4 @ NJIT (2/16/17)

3-POINT FIELD GOALS ATTEMPTED

Career 10 vs. Florida State (3/16/17)
Season 9 vs. Denver (11/24/17)
ASUN 8, 2x, Last vs. Stetson (2/23/17)

MINUTES

Career 50 vs. Tulane (1/14/15)
Season 38, 3x, Last @ #11 Wichita State (12/22/17)
ASUN 39 vs. Lipscomb (2/9/17)

MISCELLANEOUS

	Season	Career
Double-Doubles	2	6
Double-Figure Points	13	63
20+ Points	8	23
5+ Rebounds	7	34
7+ Assists	4	16
Double-Figure Assists	1	3
Games W/ Multiple 3s	5	23
Games W/ Multiple Steals	5	26

UNANIMOUS ASUN PRESEASON PLAYER OF THE YEAR LOU HENSON AWARD WATCH LIST (Nation's Best Mid-Major Player)

NOTEWORTHY

78 made free throws are the 12th-most in the nation ... double-figure points in 14 of 15 games ... six-straight 20+ point games snapped at URI ... **ASUN Player of the Week (Dec. 11)** after averaging 23 points, 8 rebounds and 6 assists in two games.

2016-17 HIGHLIGHTS

ASUN Newcomer of the Year (Unanimous)
ASUN First Team
NABC District 3 First Team
ASUN Tournament MVP
ASUN All-Tournament Team
6x ASUN Newcomer of the Week (ASUN Record)
ASUN Player of the Week (Feb. 20)



@goodysav

Set the program's single-season scoring record with 629 points - the only player to ever eclipse the 600-point mark ... the 18.5 point-per-game average shattered the program's previous D-I single-season record of 17.1 by Marc-Eddy Norelia in 2015-16 ... 136 made free throws also eclipsed Norelia's D-I single-season program record of 129 set in 2015-16 ... hit three game-winning shots on the year.

GAME-BY-GAME STATS

Opponent	Date	gs	min	Total		3-Pointers		Free throws		Rebounds											
				fg-fga	pct	3fg-fga	pct	ft-fa	pct	off	def	tot	avg	pf	a	t/o	blk	stl	pts	avg	
ILLINOIS STATE	11/11/17	*	36	6-13	.462	0-1	.000	9-12	.750	2	6	8	8.0	0	7	2	0	3	21	21.0	
at Siena	11/13/17	*	26	6-13	.462	1-6	.167	3-3	1.000	0	2	2	5.0	2	4	6	0	2	16	18.5	
at Bowling Green	11/18/17	*	33	4-16	.250	1-6	.167	8-10	.800	1	6	7	5.7	1	5	2	0	1	17	18.0	
at Middle Tennessee	11/21/17	*	37	4-12	.333	0-4	.000	12-17	.706	0	5	5	5.5	4	3	5	0	0	20	18.5	
DENVER	11/24/17	*	34	5-12	.417	3-9	.333	3-4	.750	0	4	4	5.2	1	3	2	0	1	16	18.0	
NAVY	11/25/17	*	33	7-11	.636	2-6	.333	3-4	.750	0	4	4	5.0	1	2	4	0	0	19	18.2	
ST. FRANCIS BROOKLYN	11/26/17	*	27	2-13	.154	1-4	.250	0-0	.000	0	4	4	4.9	1	2	2	0	0	5	16.3	
WEBBER INTERNATIONA	11/29/17	*	25	3-11	.273	0-4	.000	8-8	1.000	1	1	2	4.5	1	10	2	1	1	14	16.0	
MIDDLE TENNESSEE	12/2/17	*	38	8-17	.471	3-7	.429	7-9	.778	2	4	6	4.7	1	3	1	0	2	26	17.1	
FAU	12/5/17	*	37	10-20	.500	0-2	.000	3-5	.600	4	7	11	5.3	2	4	0	0	0	23	17.7	
at rv UT Arlington	12/9/17	*	36	7-17	.412	1-3	.333	8-9	.889	2	3	5	5.3	2	8	3	0	2	23	18.2	
ORAL ROBERTS	12/16/17	*	30	7-12	.583	3-6	.500	3-3	1.000	0	1	1	4.9	0	5	6	0	1	20	18.3	
at FIU	12/19/17	*	38	8-14	.571	2-6	.333	6-10	.600	4	5	9	5.2	2	8	5	0	2	24	18.8	
at #11 Wichita State	12/22/17	*	38	9-21	.429	1-6	.167	1-2	.500	3	5	8	5.4	2	3	3	0	1	20	18.9	
at rv Rhode Island	12/27/17	*	33	3-9	.333	0-2	.000	4-5	.800	1	3	4	5.3	2	2	1	0	0	10	18.3	
Totals			14	501	89-211	.422	18-72	.250	78-101	.772	20	60	80	5.3	22	69	44	1	16	274	18.3

Games played: 15
Minutes/game: 33.4
Points/game: 18.3
FG Pct: 42.2
3FG Pct: 25.0
FT Pct: 77.2

Rebounds/game: 5.3
Assists/game: 4.6
Turnovers/game: 2.9
Assist/turnover ratio: 1.6
Steals/game: 1.1
Blocks/game: 0.1

CAREER STATS

Season	gp-gs	min/avg	fg-fga	pct	3fg-fga	pct	ft-fa	pct	off	def	tot	avg	pf	fo	ast	to	blk	stl	pts	avg
2013-14*	28-9	412/14.7	25-63	.397	4-18	.222	29-49	.592	14	39	53	1.9	29	0	49	30	1	13	83	3.0
2014-15*	30-30	1013/33.8	108-247	.437	17-65	.262	74-122	.607	36	81	117	3.9	59	1	127	88	4	37	303	10.2
2016-17	34-34	1073/31.6	219-428	.512	55-156	.353	136-172	.791	28	126	154	4.5	73	1	139	72	2	41	629	18.5
2017-18	15-14	501/33.4	89-211	.422	18-72	.250	78-101	.772	20	60	80	5.3	22	0	69	44	1	16	274	18.3
TOTAL	49-48	1574/32.1	308-639	.482	73-228	.320	214-273	.784	48	186	234	4.8	95	1	208	116	3	57	903	18.4
All*	107-87	2999/28.0	441-949	.465	94-311	.302	317-444	.714	98	306	404	3.8	183	2	384	234	8	107	1293	12.1

#DunkCity



5 ZACH JOHNSON

R-Jr. | 6 | 6-2 | 195 | Miami, Fla. | Norland HS

RECORD PERFORMANCES

POINTS

Career	27 vs. Illinois State (11/11/17)
Season	27 vs. Illinois State (11/11/17)
ASUN	25 @ Jacksonville (2/1/16)

REBOUNDS

Career	6 vs. Stetson (2/23/17)
Season	5, 4x, Last @ rv UT Arlington (12/9/17)
ASUN	6 vs. Stetson (2/23/17)

ASSISTS

Career	9 @ Georgia Southern (12/4/16)
Season	8 vs. Oral Roberts (12/16/17)
ASUN	7 vs. Lipscomb (2/18/16)

STEALS

Career	4, 5x, Last vs. Denver (11/24/17)
Season	4, 2x, Last vs. Denver (11/24/17)
ASUN	4 vs. North Florida (1/30/17)

FIELD GOALS MADE

Career	11 vs. Bowling Green (11/23/15)
Season	8 vs. Illinois State (11/11/17)
ASUN	9 @ Jacksonville (2/1/16)

FIELD GOALS ATTEMPTED

Career	19 vs. Illinois State (11/11/17)
Season	19 vs. Illinois State (11/11/17)
ASUN	16, 2x, Last vs. North Florida (1/30/17)

FREE THROWS MADE

Career	9 @ Lipscomb (1/14/17)
Season	8 vs. Illinois State (11/11/17)
ASUN	9 @ Lipscomb (1/14/17)

FREE THROWS ATTEMPTED

Career	15 vs. Siena (12/9/16)
Season	10 vs. Middle Tennessee (11/21/17)
ASUN	12 @ Lipscomb (1/14/17)

3-POINT FIELD GOALS MADE

Career	6 vs. Stetson (2/23/17)
Season	5 @ #11 Wichita State (12/22/17)
ASUN	6 vs. Stetson (2/23/17)

3-POINT FIELD GOALS ATTEMPTED

Career	12 vs. Illinois State (11/11/17)
Season	12 vs. Illinois State (11/11/17)
ASUN	11 vs. Stetson (2/23/17)

MINUTES

Career	42, 2x, Last @ USC Upstate (2/18/17)
Season	39 vs. Illinois State (11/11/17)
ASUN	42 @ USC Upstate (2/18/17)

MISCELLANEOUS

	Season	Career
Double-Figure Points	9	50
20+ Points	2	8
Team Leader/Scoring	2	13
Double-Doubles		
5+ Rebounds	4	12
5+ Assists	1	18
Double-Figure Assists		
Team Leader/Assists	3	30
Games W/ A Steal	15	56

NOTEWORTHY

Needs just 21 points to become only the 9th member of the program's 1,000-point club (Terrell earlier this year) ... opened the season with a career-high 27 points against Illinois State ... added four assists, four rebounds and a career-high-tying four steals in that game ... **made both free throws with 5.3 seconds left at Bowling Green to tie the game at 80-80** before the Falcons hit a game-winning 3-pointer with .9 of a second remaining ... **has a steal in all 15 games this year; multiple steals in nine contests ... ranks 15th in the nation with 31 total thefts** ... season-best eight assists against Oral Roberts - double his previous season high entering the game ... four of his season-high five 3-pointers came in the 1st half at #11 Wichita State ... has three career game-saving blocked shots at the buzzer (versus NJIT, at Kennesaw State and against Stetson at the rim in overtime to seal the 2016 ASUN Championship victory).

@ZachJohns5n



GAME-BY-GAME STATS

Opponent	Date	gs	min	Total		3-Pointers		Free throws		Rebounds										pts	avg
				fg-fga	pct	3fg-fga	pct	ft-fga	pct	off	def	tot	avg	pf	a	t/o	blk	stl			
ILLINOIS STATE	11/11/17	*	39	8-19	.421	3-12	.250	8-9	.889	1	3	4	4.0	0	4	3	1	4	27	27.0	
at Siena	11/13/17	*	31	6-13	.462	0-4	.000	1-1	1.000	2	1	3	3.5	2	1	1	0	1	13	20.0	
at Bowling Green	11/18/17	*	34	2-10	.200	0-3	.000	4-4	1.000	0	5	5	4.0	2	4	6	0	2	8	16.0	
at Middle Tennessee	11/21/17	*	37	5-12	.417	1-4	.250	7-10	.700	2	3	5	4.3	3	1	4	0	2	18	16.5	
DENVER	11/24/17	*	31	5-9	.556	3-5	.600	7-9	.778	0	2	2	3.8	3	1	1	0	4	20	17.2	
NAVY	11/25/17	*	34	6-12	.500	3-6	.500	2-2	1.000	0	5	5	4.0	2	3	1	0	1	17	17.2	
ST. FRANCIS BROOKLYN	11/26/17	*	28	3-12	.250	0-1	.000	2-2	1.000	0	4	4	4.0	0	3	1	0	3	8	15.9	
WEBBER INTERNATIONAL	11/29/17	*	20	7-14	.500	1-6	.167	1-2	.500	0	3	3	3.9	1	2	0	0	3	16	15.9	
MIDDLE TENNESSEE	12/2/17	*	23	2-7	.286	0-1	.000	3-4	.750	0	2	2	3.7	4	4	3	0	2	7	14.9	
FAU	12/5/17	*	30	4-9	.444	0-1	.000	4-6	.667	0	0	0	3.3	3	0	1	1	1	12	14.6	
at rv UT Arlington	12/9/17	*	36	5-12	.417	1-5	.200	2-5	.400	0	5	5	3.5	3	2	8	0	2	13	14.5	
ORAL ROBERTS	12/16/17	*	29	1-3	.333	1-2	.500	0-0	.000	1	0	1	3.3	0	8	4	0	3	3	13.5	
at FIU	12/19/17	*	35	3-9	.333	2-6	.333	4-4	1.000	0	2	2	3.2	5	3	3	0	1	12	13.4	
at #11 Wichita State	12/22/17	*	37	6-17	.353	5-7	.714	2-4	.500	1	3	4	3.2	1	2	2	0	1	19	13.8	
at rv Rhode Island	12/27/17	*	31	3-9	.333	0-2	.000	0-0	.000	1	1	2	3.1	3	1	1	0	1	6	13.3	
Totals			15	475	66-167	.395	20-65	.308	47-62	.758	8	39	47	3.1	32	39	39	2	31	199	13.3

Games played: 15
Minutes/game: 31.7
Points/game: 13.3
FG Pct: 39.5
3FG Pct: 30.8
FT Pct: 75.8

Rebounds/game: 3.1
Assists/game: 2.6
Turnovers/game: 2.6
Assist/turnover ratio: 1.0
Steals/game: 2.1
Blocks/game: 0.1

CAREER STATS

Season	gp-gs		min/avg	Total		3-Point		F-Throws		Rebounds				Scoring			
	gp	gs		fg-fga	pct	fg-fga	pct	ft-fa	pct	off	def	tot	avg	pf	fo	ast	to
2015-16	35	20	941/26.9	141-298	.473	27-71	.380	78-120	.650	11	78	89	2.5	83	2	115	82
2016-17	33	32	967/29.3	136-357	.381	54-157	.344	67-106	.632	18	75	93	2.8	77	2	102	88
2017-18	15	15	475/31.7	66-167	.395	20-65	.308	47-62	.758	8	39	47	3.1	32	1	39	39
TOTAL	83	67	2383/28.7	343-822	.417	101-293	.345	192-288	.667	37	192	229	2.8	192	5	256	209



11 CHRISTIAN TERRELL

Sr. | G | 6-5 | 187 | Jacksonville, Fla. | Providence HS

RECORD PERFORMANCES

POINTS

Career 25 vs. South Dakota (12/28/15)
Season 20 vs. St. Francis Brooklyn (11/26/17)
ASUN 18, 2x, Last @ USC Upstate (2/18/17)

REBOUNDS

Career 18 vs. Youngstown State (11/21/15)
Season 10, 2x, Last vs. Webber Int'l (11/29/17)
ASUN 10 vs. Jacksonville (1/27/16)

ASSISTS

Career 7, 3x, Last vs. Long Beach State (11/25/16)
Season 5, 3x, Last vs. Middle Tennessee (12/2/17)
ASUN 6 @ NJIT (2/16/17)

STEALS

Career 5 vs. South Dakota (12/28/15)
Season 2 vs. Middle Tennessee (12/2/17)
ASUN 3 vs. North Florida (2/6/16)

FIELD GOALS MADE

Career 9 vs. Ave Maria (11/29/15)
Season 8 @ Bowling Green (11/18/17)
ASUN 7, 2x, Last @ Kennesaw State (1/21/16)

FIELD GOALS ATTEMPTED

Career 19 vs. South Dakota (12/28/15)
Season 14 @ FIU (12/19/17)
ASUN 16 @ Stetson (1/7/17)

FREE THROWS MADE

Career 7, 2x, Last vs. Fairleigh Dickinson (3/15/16)
Season 4, 2x, Last vs. St. Francis Brooklyn (11/26/17)
ASUN 6 @ North Florida (1/25/17)

FREE THROWS ATTEMPTED

Career 10 @ North Florida (1/25/17)
Season 5, 2x, Last vs. Middle Tennessee (12/2/17)
ASUN 10 @ North Florida (1/25/17)

3-POINT FIELD GOALS MADE

Career 5, 2x, Last @ FIU (12/19/17)
Season 5 @ FIU (12/19/17)
ASUN 4 @ Stetson (1/7/17)

3-POINT FIELD GOALS ATTEMPTED

Career 11, 2x, Last @ FIU (12/19/17)
Season 11 @ FIU (12/19/17)
ASUN 11 @ Stetson (1/7/17)

MINUTES

Career 40, 2x, Last vs. Stetson (3/6/16)
Season 38, 2x, Last @ rv UT Arlington (12/9/17)
ASUN 39 @ Stetson (1/7/17)

MISCELLANEOUS

	Season	Career
Double-Doubles	2	4
Double-Figure Points	11	55
20+ Points	1	7
Team Leader Scoring	4	18
Games W/ A 3-Pointer	13	78
5+ Rebounds	9	40
5+ Assists	3	10
Multi-Steal Games	1	21

CAREER STATS

			Total		3-Point		F-Throws		Rebounds											Scoring	
Season	gp-gs	min/avg	fg-fga	pct	fg-fga	pct	ft-fa	pct	off	def	tot	avg	pf	fo	ast	to	blk	stl	pts	avg	
2014-15	33-1	392/11.9	38-99	.384	19-55	.345	15-20	.750	7	45	52	1.6	33	0	26	28	7	9	110	3.3	
2015-16	35-24	1021/29.2	159-357	.445	47-131	.359	81-113	.717	38	139	177	5.1	67	0	82	46	13	42	446	12.7	
2016-17	33-31	937/28.4	120-284	.423	53-151	.351	44-61	.721	26	79	105	3.2	57	1	80	38	8	26	337	10.2	
2017-18	15-14	440/29.3	74-131	.565	32-58	.552	18-24	.750	13	71	84	5.6	24	0	32	30	8	7	198	13.2	
TOTAL	116-70	2790/24.1	391-871	.449	151-395	.382	158-218	.725	84	334	418	3.6	181	1	220	142	36	84	1091	9.4	

#DunkCity

NOTEWORTHY

Starting backcourt teammate with Duke's Grayson Allen at Providence High School ... went 7-7 from the floor at Siena and 8-11 at Bowling Green; 15-18 over those two games from the field ... season-high 20 points against St. Francis Brooklyn ... **reached 1,000 career points against Webber International** ... has a pair of double-doubles on the year: 12 points and 10 rebounds versus Navy and 18 points and 10 rebounds against Webber International ... leads FGCU in rebounding (84 / 5.6 per game) as a guard ... career-high five 3-pointers versus a D-I opponent at FIU ... **just the 6th player in program history with 1,000 career points and 400 career rebounds.**



@Cterrell35

GAME-BY-GAME STATS

Opponent	Date	gs	min	Total		3-Pointers		Free throws		Rebounds											
				fg-fga	pct	3fg-fga	pct	ft-fa	pct	off	def	tot	avg	pf	a	t/o	blk	stl	pts	avg	
ILLINOIS STATE	11/11/17	*	38	6-12	.500	1-2	.500	0-0	.000	0	8	8	8.0	1	1	2	2	1	13	13.0	
at Siena	11/13/17	*	23	7-7	1.000	2-2	1.000	0-0	.000	0	5	5	6.5	3	1	0	0	0	16	14.5	
at Bowling Green	11/18/17	*	33	8-11	.727	2-4	.500	0-0	.000	0	5	5	6.0	4	2	1	2	0	18	15.7	
at Middle Tennessee	11/21/17	*	27	2-5	.400	0-3	.000	0-0	.000	1	7	8	6.5	2	3	1	0	1	4	12.8	
DENVER	11/24/17	*	33	5-11	.455	2-6	.333	4-5	.800	0	4	4	6.0	0	5	4	0	0	16	13.4	
NAVY	11/25/17	*	30	5-9	.556	2-3	.667	0-0	.000	3	7	10	6.7	0	1	0	1	0	12	13.2	
ST. FRANCIS BROOKLYN	11/26/17	*	30	7-10	.700	2-2	1.000	4-4	1.000	1	2	3	6.1	0	0	2	0	0	20	14.1	
WEBBER INTERNATIONA	11/29/17	*	21	7-12	.583	3-6	.500	1-2	.500	3	7	10	6.6	0	5	0	1	1	18	14.6	
MIDDLE TENNESSEE	12/2/17	*	31	2-4	.500	0-1	.000	3-5	.600	1	7	8	6.8	2	5	2	0	2	7	13.8	
FAU	12/5/17	*	28	4-7	.571	3-3	1.000	3-4	.750	1	3	4	6.5	3	1	1	0	0	14	13.8	
at rv UT Arlington	12/9/17	*	38	6-8	.750	4-5	.800	0-0	.000	1	4	5	6.4	1	3	4	0	1	16	14.0	
ORAL ROBERTS	12/16/17	*	34	5-12	.417	4-7	.571	0-0	.000	2	0	2	6.0	1	2	3	1	0	14	14.0	
at FIU	12/19/17	*	32	5-14	.357	5-11	.455	3-4	.750	0	7	7	6.1	4	1	4	1	0	18	14.3	
at #11 Wichita State	12/22/17	*	18	2-4	.500	1-2	.500	0-0	.000	0	1	1	5.7	3	1	2	0	0	5	13.6	
at rv Rhode Island	12/27/17		24	3-5	.600	1-1	1.000	0-0	.000	0	4	4	5.6	0	1	4	0	1	7	13.2	
Totals			14	440	74-131	.565	32-58	.552	18-24	.750	13	71	84	5.6	24	32	30	8	7	198	13.2

Games played: 15
Minutes/game: 29.3
Points/game: 13.2
FG Pct: 56.5
3FG Pct: 55.2
FT Pct: 75.0

Rebounds/game: 5.6
Assists/game: 2.1
Turnovers/game: 2.0
Assist/turnover ratio: 1.1
Steals/game: 0.5
Blocks/game: 0.5



13 RAYSEAN SCOTT JR.

So. | F | 6-7 | 213 | Compton, Calif. | Compton HS

RECORD PERFORMANCES

POINTS

Career	15 vs. Denver (11/24/17)
Season	15 vs. Denver (11/24/17)
ASUN	5 vs. Stetson (2/23/17)

REBOUNDS

Career	10 vs. St. Francis Brooklyn (11/26/17)
Season	10 vs. St. Francis Brooklyn (11/26/17)
ASUN	4, 2x, Last vs. Stetson (2/23/17)

ASSISTS

Career	2, 3x, Last vs. Middle Tennessee (12/2/17)
Season	2, 2x, Last vs. Middle Tennessee (12/2/17)
ASUN	2 vs. Kennesaw State (2/11/17)

STEALS

Career	1, 8x, Last @ FIU (12/19/17)
Season	1, 4x, Last @ FIU (12/19/17)
ASUN	

FIELD GOALS MADE

Career	7 vs. Denver (11/24/17)
Season	7 vs. Denver (11/24/17)
ASUN	2 vs. Stetson (2/23/17)

FIELD GOALS ATTEMPTED

Career	9 @ #13 Michigan State (11/20/16)
Season	8 vs. Denver (11/24/17)
ASUN	4 vs. Stetson (2/23/17)

FREE THROWS MADE

Career	4 @ Middle Tennessee (11/21/17)
Season	4 @ Middle Tennessee (11/21/17)
ASUN	1, 3x, Last vs. Stetson (2/23/17)

FREE THROWS ATTEMPTED

Career	5 @ Middle Tennessee (11/21/17)
Season	5 @ Middle Tennessee (11/21/17)
ASUN	3 vs. Kennesaw State (2/11/17)

3-POINT FIELD GOALS MADE

Career	4 @ #13 Michigan State (11/20/16)
Season	1 @ rv Rhode Island (12/27/17)
ASUN	

3-POINT FIELD GOALS ATTEMPTED

Career	6 @ #13 Michigan State (11/20/16)
Season	2, 2x, Last @ rv Rhode Island (12/27/17)
ASUN	1, 3x, Last vs. Stetson (2/23/17)

MINUTES

Career	26 vs. Denver (11/24/17)
Season	26 vs. Denver (11/24/17)
ASUN	9 vs. Stetson (2/23/17)

MISCELLANEOUS

	Season	Career
Double-Figure Points	3	6
20+ Points		
Team Leader Scoring		
Double-Doubles		
5+ Rebounds	5	7
7+ Rebounds	4	4
Games W/ A 3-Pointer	1	4
Games W/ Multiple 3s		2
Games W/ A Steal	4	8

CAREER STATS

Season	gp-gs	min/avg	Total fg-fga	pct	3-Point fg-fga	pct	F-Throws ft-fa	pct	Rebounds off	def	tot	avg	pf	fo	ast	to	blk	stl	pts	avg
2016-17	25-5	233/9.3	32-72	.444	8-30	.267	12-19	.632	9	43	52	2.1	45	0	9	17	3	4	84	3.4
2017-18	13-5	207/15.9	32-48	.667	1-8	.125	15-16	.938	24	39	63	4.8	41	0	9	11	9	4	80	6.2
TOTAL	38-10	440/11.6	64-120	.533	9-38	.237	27-35	.771	33	82	115	3.0	86	0	18	28	12	8	164	4.3

NOTEWORTHY

Missed the first two games of the year with a muscle strain in his knee ... **played against cause a ca-**
limited minutes at home Middle Tennessee be- ... tallied reer-high 15 points on 7-8 shooting versus Denver ... career-best 10 rebounds opposite St. Francis Brooklyn ... eight points, nine rebounds off the bench at FIU ... 10 points on 4-5 shooting in a starting role at rv Rhode Island ... **49 percent (56 of 115) of his career rebounds have come in the last 11 games.**



@yeaah_raay

GAME-BY-GAME STATS

Opponent	Date	gs	min	Total		3-Pointers		Free throws		Rebounds				avg	pf	a	t/o	blk	stl	pts	avg
				fg-fga	pct	3fg-fga	pct	ft-fa	pct	off	def	tot									
at Bowling Green	11/18/17	9	14	2-50	.020	0-2	.000	0-0	.000	0	2	2	2.0	3	1	1	1	0	2	2.0	
at Middle Tennessee	11/21/17	15	2-2	1,000	0-0	.000	4-5	.800	0	3	3	2.5	3	0	0	1	0	8	5.0		
DENVER	11/24/17	26	7-8	.875	0-0	.000	1-1	1,000	5	3	8	4.3	2	0	0	1	0	15	8.3		
NAVY	11/25/17 * 14	1-3	.333	0-1	.000	2-2	1,000	2	2	4	4.3	4	1	2	0	1	4	7.3			
ST. FRANCIS BROOKLYN	11/26/17 * 19	3-3	1,000	0-0	.000	1-1	1,000	2	8	10	5.4	2	2	0	1	0	7	7.2			
WEBBER INTERNATIONAL	11/29/17 * 14	5-5	1,000	0-0	.000	0-0	.000	4	3	7	5.7	1	1	1	1	1	10	7.7			
MIDDLE TENNESSEE	12/2/17	10	0-0	.000	0-0	.000	0-0	.000	2	1	3	5.3	4	2	2	1	0	0	6.6		
FAU	12/5/17	13	2-4	.500	0-1	.000	0-0	.000	1	4	5	5.3	3	1	0	0	0	4	6.3		
at rv UT Arlington	12/9/17 * 17	1-2	.500	0-1	.000	2-2	1,000	1	3	4	5.1	4	0	1	1	1	4	6.0			
ORAL ROBERTS	12/16/17	11	1-3	.333	0-0	.000	0-0	.000	0	2	2	4.8	3	0	0	0	0	2	5.6		
at FIU	12/19/17	22	3-5	.600	0-0	.000	2-2	1,000	4	5	9	5.2	4	0	0	0	1	8	5.8		
at #11 Wichita State	12/22/17	14	2-4	.500	0-1	.000	2-2	1,000	2	1	3	5.0	4	1	3	2	0	6	5.8		
at rv Rhode Island	12/27/17 * 23	4-5	.800	1-2	.500	1-1	1,000	1	2	3	4.8	4	0	1	0	0	10	6.2			
Totals		5	207	32-48	.667	1-8	.125	15-16	.938	24	39	63	4.8	41	9	11	9	4	80	6.2	

Games played: 13
 Minutes/game: 15.9
 Points/game: 6.2
 FG Pct: 66.7
 3FG Pct: 12.5
 FT Pct: 93.8

Rebounds/game: 4.8
 Assists/game: 0.7
 Turnovers/game: 0.8
 Assist/turnover ratio: 0.8
 Steals/game: 0.3
 Blocks/game: 0.7



15 RICKY DOYLE

R-Jr. | F | 6-10 | 253 | Cape Coral, Fla. | Michigan | Bishop Verot HS

RECORD PERFORMANCES

POINTS

Career	16 vs. Coppin State (12/22/14)
Season	11 @ Bowling Green (11/18/17)
ASUN	

TOTAL REBOUNDS

Career	11 @ Siena (11/13/17)
Season	11 @ Siena (11/13/17)
ASUN	

OFFENSIVE REBOUNDS

Career	6 @ Siena (11/13/17)
Season	6 @ Siena (11/13/17)
ASUN	

DEFENSIVE REBOUNDS

Career	5 @ Siena (11/13/17)
Season	5 @ Siena (11/13/17)
ASUN	

BLOCKS

Career	3 @ Rutgers (1/20/15)
Season	2 @ #11 Wichita State (12/22/17)
ASUN	

FIELD GOALS MADE

Career	6, 3x, Last vs. Wisconsin (3/13/15)
Season	5, 3x, Last vs. Webber Int'l (11/29/17)
ASUN	

FIELD GOALS ATTEMPTED

Career	9 @ Bowling Green (11/18/17)
Season	9 @ Bowling Green (11/18/17)
ASUN	

FREE THROWS MADE

Career	5 at Indiana (2/8/15)
Season	3, 2x, Last @ rv Rhode Island (12/27/17)
ASUN	

FREE THROWS ATTEMPTED

Career	9 vs. Coppin State (12/22/14)
Season	6 @ Siena (11/13/17)
ASUN	

MINUTES

Career	33 @ Penn State (1/6/15)
Season	29 @ Middle Tennessee (11/21/17)
ASUN	

MISCELLANEOUS

	Season	Career
Double-Doubles		
20+ Points		
10+ Rebounds	1	1
5+ Offensive Rebounds	1	3
10+ Defensive Rebounds		
Games W/ A Block	7	22
Multi-Block Games	1	4

NOTEWORTHY

Did not play at home against Middle Tennessee because of back spasms ... had started every game this year before missing the MT contest and has come off the bench since ... increased his scoring each of the first three games of the season: Illinois State (8), Siena (9), Bowling Green (11) ... consecutive 10-point games versus St. Francis Brooklyn and Webber International ... nine points at rv Rhode Island; 12 points his previous five games.

Transferred to FGCU from the University of Michigan in May of 2016.

Michigan Career Summary

Played in 67 of a possible 68 games during his two seasons, starting 30 contests ... averaged 4.9 points, 2.5 rebounds and shot 62.4 percent from the field ... reached double-figure points in 10 games, with seven of those coming against BCS opponents.



@rickybdoyle

GAME-BY-GAME STATS

Opponent	Date	gs	min	Total		3-Pointers		Free throws		Rebounds										pts	avg
				fg-fga	pct	fg-fga	pct	ft-fa	pct	off	def	tot	avg	pf	a	t/o	blk	stl			
ILLINOIS STATE	11/11/17	*	9	3-3	1.000	0-0	.000	2-3	.667	0	1	1	1.0	5	0	1	0	0	0	8	8.0
at Siena	11/13/17	*	27	3-7	.429	0-1	.000	3-6	.500	6	5	11	6.0	1	3	0	1	1	9	8.5	
at Bowling Green	11/18/17	*	18	5-9	.556	0-1	.000	1-1	1.000	3	4	7	6.3	4	0	1	1	1	11	9.3	
at Middle Tennessee	11/21/17	*	29	3-7	.429	0-0	.000	0-0	.000	1	3	4	5.8	0	2	3	1	1	6	8.5	
DENVER	11/24/17	*	13	0-0	.000	0-0	.000	1-2	.500	0	2	2	5.0	4	1	1	1	2	1	7.0	
NAVY	11/25/17	*	17	2-4	.500	0-0	.000	0-0	.000	0	4	4	4.8	4	0	4	1	0	4	6.5	
ST. FRANCIS BROOKLYN	11/26/17	*	18	5-7	.714	0-0	.000	0-0	.000	1	1	2	4.4	3	3	1	0	1	10	7.0	
WEBBER INTERNATIONAL	11/29/17	*	16	5-6	.833	0-0	.000	0-0	.000	3	3	6	4.6	1	2	1	0	1	10	7.4	
FAU	12/5/17		16	1-3	.333	0-0	.000	1-3	.333	3	2	5	4.7	2	1	2	1	0	3	6.9	
at rv UT Arlington	12/9/17		15	2-2	1.000	0-0	.000	0-0	.000	2	0	2	4.4	4	1	0	0	1	4	6.6	
ORAL ROBERTS	12/16/17		9	0-1	.000	0-0	.000	0-0	.000	0	0	0	4.0	2	0	2	1	0	0	6.0	
at FIU	12/19/17		2	0-0	.000	0-0	.000	0-0	.000	0	1	1	3.8	0	0	1	0	0	0	5.5	
at #11 Wichita State	12/22/17		19	2-4	.500	0-0	.000	1-2	.500	1	3	4	3.8	2	1	1	2	1	5	5.5	
at rv Rhode Island	12/27/17		18	3-4	.750	0-0	.000	3-3	1.000	0	2	2	3.6	0	1	0	0	0	9	5.7	
Totals			8	226	34-57	.596	0-2	.000	12-20	.600	20	31	51	3.6	32	15	18	9	9	80	5.7

Games played: 14
Minutes/game: 16.1
Points/game: 5.7
FG Pct: 59.6
3FG Pct: 0.0
FT Pct: 60.0

Rebounds/game: 3.6
Assists/game: 1.1
Turnovers/game: 1.3
Assist/turnover ratio: 0.8
Steals/game: 0.6
Blocks/game: 0.6

CAREER STATS

Season	gp-gs	min/avg	Total fg-fga	pct	3-Point fg-fga	pct	F-Throws ft-fa	pct	Rebounds off	def	tot	avg	pf	fo	ast	to	blk	stl	pts	avg
2014-15*	31-19	564/18.2	74-121	.612	0-0	.000	42-69	.609	46	52	98	3.2	57	0	8	18	12	7	190	6.1
2015-16*	36-11	438/12.2	52-81	.642	0-0	.000	33-52	.635	32	39	71	2.0	64	0	2	22	7	3	137	3.8
2017-18	14-8	226/16.1	34-57	.596	0-2	.000	12-20	.600	20	31	51	3.6	32	1	15	18	9	9	80	5.7
TOTAL	14-8	226/16.1	34-57	.596	0-2	.000	12-20	.600	20	31	51	3.6	32	1	15	18	9	9	80	5.7
All*	81-38	1228/15.2	160-259	.618	0-2	.000	87-141	.617	98	122	220	2.7	153	1	25	58	28	19	407	5.0



21 | BRADY ERNST

R-So. | F | 6-10 | 230 | Clinton, Iowa | Indian Hills CC/Iowa State | Clinton HS

RECORD PERFORMANCES

POINTS

Career 23 @ Rock Valley (11/18/16)
Season 7 vs. Webber Int'l (11/29/17)
ASUN

TOTAL REBOUNDS

Career 15 vs. Northeastern Oklahoma A&M (11/12/16)
Season 11 vs. Webber Int'l (11/29/17)
ASUN

OFFENSIVE REBOUNDS

Career 8 vs. Northeastern Oklahoma A&M (11/12/16)
Season 3 vs. Webber Int'l (11/29/17)
ASUN

DEFENSIVE REBOUNDS

Career 9, 3x, Last vs. Richard J. Daley (12/3/16)
Season 8 vs. Webber Int'l (11/29/17)
ASUN

BLOCKS

Career 4, 2x, Last vs. Richard J. Daley (12/3/16)
Season 1, 3x, Last @ FIU (12/19/17)
ASUN

FIELD GOALS MADE

Career 8 @ Rock Valley (11/18/16)
Season 3 vs. Webber Int'l (11/29/17)
ASUN

FIELD GOALS ATTEMPTED

Career 13 @ Rock Valley (11/18/16)
Season 3, 3x, Last @ FIU (12/19/17)
ASUN

FREE THROWS MADE

Career 8, 2x, Last vs. Northeast (1/14/17)
Season 3 vs. St. Francis Brooklyn (11/26/17)
ASUN

FREE THROWS ATTEMPTED

Career 13 vs. Vincennes (12/2/16)
Season 4, 2x, Last vs. Webber Int'l (11/29/17)
ASUN

MINUTES

Career 32 @ Rock Valley (11/18/16)
Season 20 vs. Webber Int'l (11/29/17)
ASUN

MISCELLANEOUS

	Season	Career
Double-Doubles		6
20+ Points		1
10+ Rebounds	1	7
5+ Offensive Rebounds		3
10+ Defensive Rebounds		
Games W/ A Block	3	19
Multi-Block Games		10

NOTEWORTHY

Made his FGCU debut in the season opener opposite Illinois State, scoring two points ... season-bests of seven points and 11 rebounds against Webber International ... 19 of his 36 rebounds on the year came in two contests of a three-game stretch from Nov. 25 - 29 ... four rebounds in 13 minutes off the bench at rv UT Arlington.

Transferred to FGCU from Indian Hills Community College in April of 2017.

As A Redshirt Freshman At Indian Hills CC

2016-17: Averaged 9.4 points and 6.5 rebounds per game ... connected at a 63.7-percent clip from the floor and 72.6 percent from the free throw line.

As A Freshman At Iowa State

2015-16: Saw action in six games early in the season before being shut down for the remainder of the year because his knee wasn't responding after an ACL tear late in his senior year of high school.

GAME-BY-GAME STATS

Opponent	Date	gs	min	Total		3-Pointers		Free throws		Rebounds								pts	avg
				fg-fga	pct	3fg-fga	pct	ft-fla	pct	off	def	tot	avg	pf	a	t/o	blk	stl	
ILLINOIS STATE	11/11/17	11	1-1	1.000	0-0	.000	0-1	.000	0	3	3	3.0	2	0	0	0	0	0	2
at Siena	11/13/17	14	0-3	.000	0-0	.000	1-2	.500	0	2	2	2.5	2	1	1	0	0	1	1.5
at Bowling Green	11/18/17	7	1-1	1.000	0-0	.000	0-1	.000	0	2	2	2.3	1	0	0	0	0	0	1.7
at Middle Tennessee	11/21/17	3	0-0	.000	0-0	.000	0-0	.000	0	0	0	1.8	0	0	0	0	0	0	1.3
DENVER	11/24/17	18	1-2	.500	0-0	.000	2-2	1.000	1	0	1	1.6	1	0	0	1	1	4	1.8
NAVY	11/25/17	17	1-2	.500	0-0	.000	0-0	.000	2	6	8	2.7	2	0	2	1	1	2	1.8
ST. FRANCIS BROOKLYN	11/26/17	19	0-1	.000	0-0	.000	3-4	.750	0	0	0	2.3	1	0	0	0	0	3	2.0
WEBBER INTERNATIONA	11/29/17	20	3-3	1.000	0-0	.000	1-4	.250	3	8	11	3.4	1	2	0	0	0	7	2.6
MIDDLE TENNESSEE	12/2/17	11	1-1	1.000	0-0	.000	0-1	.000	0	0	0	3.0	1	0	0	0	0	2	2.6
FAU	12/5/17 *	3	0-1	.000	0-0	.000	0-0	.000	1	0	1	2.8	0	0	0	0	0	0	2.3
at rv UT Arlington	12/9/17	13	0-0	.000	0-0	.000	0-0	.000	0	4	4	2.9	2	0	0	0	0	0	2.1
ORAL ROBERTS	12/16/17	4	0-0	.000	0-0	.000	0-2	.000	0	0	0	2.7	0	0	0	0	0	0	1.9
at FIU	12/19/17	10	2-3	.667	0-0	.000	0-0	.000	0	1	1	2.5	3	0	0	0	1	1	4
at #11 Wichita State	12/22/17	11	1-1	1.000	0-0	.000	0-0	.000	0	2	2	2.5	0	0	0	0	0	2	2.1
at rv Rhode Island	12/27/17	8	1-1	1.000	0-0	.000	0-0	.000	0	1	1	2.4	2	0	0	0	0	2	2.1
Totals		1	169	12-20	.600	0-0	.000	7-17	.412	7	29	36	2.4	18	3	3	3	4	31

Games played: 15
Minutes/game: 11.3
Points/game: 2.1
FG Pct: 60.0
FT Pct: 41.2

Rebounds/game: 2.4
Assists/game: 0.2
Turnovers/game: 0.2
Assist/turnover ratio: 1.0
Steals/game: 0.3
Blocks/game: 0.2

CAREER STATS

			Total		3-Point		F-Throws		Rebounds											Scoring	
Season	gp-gs	min/avg	fg-fga	pct	fg-fga	pct	ft-fla	pct	off	def	tot	avg	pf	fo	ast	to	blk	stl	pts	avg	
2015-16*	6-0	14/2.3	1-3	.333	0-0	.000	0-0	.000	2	2	4	0.7	1	0	0	0	1	0	2	0.3	
2016-17*	28-23	0/0.0	93-146	.637	0-1	.000	77-106	.726	63	120	183	6.5	54	2	12	35	31	9	263	9.4	
2017-18	15-1	169/11.3	12-20	.600	0-0	.000	7-17	.412	7	29	36	2.4	18	0	3	3	3	4	31	2.1	
TOTAL	15-1	169/11.3	12-20	.600	0-0	.000	7-17	.412	7	29	36	2.4	18	0	3	3	3	4	31	2.1	
All*	49-24	183/3.7	106-169	.627	0-1	.000	84-123	.683	72	151	223	4.6	73	2	15	38	35	13	296	6.0	



23 CHRISTIAN CARLYLE

So. | G | 6-6 | 210 | Jacksonville, Fla. | Bishop Kenny HS

RECORD PERFORMANCES

POINTS

Career 19 vs. Florida Tech (12/31/16)
Season 18 vs. Middle Tennessee (12/2/17)
ASUN 6 vs. Lipscomb (2/9/17)

REBOUNDS

Career 9 vs. Illinois State (11/11/17)
Season 9 vs. Illinois State (11/11/17)
ASUN 3 vs. Lipscomb (2/9/17)

ASSISTS

Career 6 vs. Florida Tech (12/31/16)
Season 3, 2x, Last vs. Webber Int'l (11/29/17)
ASUN 1, 4x, Last vs. Lipscomb (2/9/17)

STEALS

Career 2, 4x, Last vs. FAU (12/5/17)
Season 2, 3x, Last vs. FAU (12/5/17)
ASUN 2 @ Jacksonville (2/4/17)

FIELD GOALS MADE

Career 7 vs. Florida Tech (12/31/16)
Season 6, 2x, Last vs. Middle Tennessee (12/2/17)
ASUN 2 vs. Lipscomb (2/9/17)

FIELD GOALS ATTEMPTED

Career 11 vs. Webber Int'l (11/29/17)
Season 11 vs. Webber Int'l (11/29/17)
ASUN 4 vs. Lipscomb (2/9/17)

FREE THROWS MADE

Career 7 vs. Illinois State (11/11/17)
Season 7 vs. Illinois State (11/11/17)
ASUN 3 @ North Florida (1/25/17)

FREE THROWS ATTEMPTED

Career 10 vs. Illinois State (11/11/17)
Season 10 vs. Illinois State (11/11/17)
ASUN 4 @ North Florida (1/25/17)

3-POINT FIELD GOALS MADE

Career 1, 7x, Last @ #11 Wichita State (12/22/17)
Season 1, 5x, Last @ #11 Wichita State (12/22/17)
ASUN 1 vs. Lipscomb (2/9/17)

3-POINT FIELD GOALS ATTEMPTED

Career 2, 4x, Last vs. Webber Int'l (11/29/17)
Season 2, 3x, Last vs. Webber Int'l (11/29/17)
ASUN 2 vs. Lipscomb (2/9/17)

MINUTES

Career 37 vs. Middle Tennessee (12/2/17)
Season 37 vs. Middle Tennessee (12/2/17)
ASUN 23 vs. Lipscomb (2/9/17)

MISCELLANEOUS

	Season	Career
Double-Figure Points	3	4
20+ Points		
Team Leader Scoring		
Double-Doubles		
5+ Rebounds	2	2
5+ Assists		1
Team Leader/Assists		1
Games W/ A Steal	8	13

CAREER STATS

Season	gp-gs	min/avg	Total fg-fga	pct	3-fg-fga	pct	F-Throws ft-fa	pct	Rebounds off	def	tot	avg	pf	fo	ast	to	blk	stl	pts	avg
2016-17	20-0	186/9.3	16-30	.533	2-6	.333	11-17	.647	9	12	21	1.1	15	0	18	4	2	8	45	2.3
2017-18	13-3	270/20.8	28-66	.424	5-11	.455	23-29	.793	15	20	35	2.7	38	4	14	15	3	11	84	6.5
TOTAL	33-3	456/13.8	44-96	.458	7-17	.412	34-46	.739	24	32	56	1.7	53	4	32	19	5	19	129	3.9

NOTEWORTHY

Did not play in the Oral Roberts or FIU games due to a concussion ... returned to action at #11 Wichita State ... made his first career start in the season opener against Illinois State ... finished with 11 points in that contest - at the time his most versus a Division-I team ... made his first 3-point attempt of the year at Middle Tennessee ... season-best three assists versus Denver ... season-establishing 18 points versus Middle Tennessee at home - his most against a D-I opponent.



@Ccarlyle15

GAME-BY-GAME STATS

Opponent	Date	gs	min	Total		3-Pointers		Free throws		Rebounds											
				fg-fga	pct	3fg-fga	pct	ft-fa	pct	off	def	tot	avg	pf	a	t/o	blk	stl	pts	avg	
ILLINOIS STATE	11/11/17	*	25	2-3	.667	0-0	.000	7-10	.700	4	5	9	9.0	3	1	1	2	0	11	11.0	
at Siena	11/13/17		18	1-3	.333	0-0	.000	4-6	.667	4	1	5	7.0	5	1	2	0	1	6	8.5	
at Bowling Green	11/18/17		17	1-6	.167	0-0	.000	0-0	.000	1	2	3	5.7	2	1	1	1	0	2	6.3	
at Middle Tennessee	11/21/17		14	1-3	.333	1-2	.500	0-0	.000	0	1	1	4.5	5	1	0	0	1	3	5.5	
DENVER	11/24/17		18	1-5	.200	1-2	.500	0-0	.000	1	0	1	3.8	2	3	1	0	0	3	5.0	
NAVY	11/25/17		29	2-6	.333	0-1	.000	2-2	1.000	1	0	1	3.3	2	1	0	0	0	6	5.2	
ST. FRANCIS BROOKLYN	11/26/17		19	1-3	.333	0-0	.000	2-2	1.000	0	3	3	3.3	3	2	0	0	0	4	5.0	
WEBBER INTERNATIONAL	11/29/17		26	6-11	.545	1-2	.500	0-0	.000	1	3	4	3.4	1	3	1	0	2	13	6.0	
MIDDLE TENNESSEE	12/2/17	*	37	6-9	.667	0-1	.000	6-7	.857	1	1	2	3.2	5	0	2	0	2	18	7.3	
FAU	12/5/17		25	3-7	.429	0-1	.000	0-0	.000	0	2	2	3.1	2	0	1	0	2	6	7.2	
at rv UT Arlington	12/9/17		16	2-2	1.000	1-1	1.000	2-2	1.000	0	0	0	2.8	3	0	3	0	1	7	7.2	
at #11 Wichita State	12/22/17		16	2-6	.333	1-1	1.000	0-0	.000	1	1	2	2.8	5	0	2	0	1	5	7.0	
at rv Rhode Island	12/27/17	*	10	0-2	.000	0-0	.000	0-0	.000	1	1	2	2.7	0	1	1	0	1	0	6.5	
Totals			3	270	28-66	.424	5-11	.455	23-29	.793	15	20	35	2.7	38	14	15	3	11	84	6.5

Games played: 13
Minutes/game: 20.8
Points/game: 6.5
FG Pct: 42.4
3FG Pct: 45.5
FT Pct: 79.3

Rebounds/game: 2.7
Assists/game: 1.1
Turnovers/game: 1.2
Assist/turnover ratio: 0.9
Steals/game: 0.8
Blocks/game: 0.2



24 MICHAEL GILMORE

R-Jr. | F | 6-10 | 210 | Jacksonville, Fla. | Miami | VCU | Rickards HS

RECORD PERFORMANCES

POINTS

Career 12, 2x, Last vs. #7 Oklahoma (3/20/16)
Season 10 vs. Oral Roberts (12/16/17)
ASUN

REBOUNDS

Career 8, 2x, Last vs. #7 Oklahoma (3/20/16)
Season 7 @ #11 Wichita State (12/22/17)
ASUN

ASSISTS

Career 3 vs. Buffalo (12/22/15)
Season 2 vs. Oral Roberts (12/16/17)
ASUN

FIELD GOALS MADE

Career 4, 6x, Last vs. Oral Roberts (12/16/17)
Season 4 vs. Oral Roberts (12/16/17)
ASUN

FIELD GOALS ATTEMPTED

Career 9 vs. Oral Roberts (12/16/17)
Season 9 vs. Oral Roberts (12/16/17)
ASUN

3-POINT FIELD GOALS MADE

Career 2, 7x, Last vs. #7 Oklahoma (3/20/16)
Season 1 @ #11 Wichita State (12/22/17)
ASUN

3-POINT FIELD GOALS ATTEMPTED

Career 4 @ #11 Wichita State (12/22/17)
Season 4 @ #11 Wichita State (12/22/17)
ASUN

FREE THROWS MADE

Career 2, 5x, Last vs. Oral Roberts (12/16/17)
Season 2 vs. Oral Roberts (12/16/17)
ASUN

FREE THROWS ATTEMPTED

Career 4, 3x, Last vs. #23 Cincinnati (12/19/15)
Season 3 vs. Oral Roberts (12/16/17)
ASUN

MINUTES

Career 27, 2x, Last vs. Oral Roberts (12/16/17)
Season 27 vs. Oral Roberts (12/16/17)
ASUN

MISCELLANEOUS

	Season	Career
Double-Doubles		
20+ Points		
10+ Rebounds		
5+ Offensive Rebounds		
Games W/ A 3-Pointer	1	12
Games W/ A Block	2	11
Games W/ A Steal	2	16
Games W/ 5+ Assists		

Nephew of Naismith Basketball Hall of Famer Artis Gilmore.

Transferred to FGCU in January of 2017 from Miami, where he was sitting out after there from VCU in the summer of 2016. Made his debut with FGCU against Oral Roberts. He will be eligible for the duration of the 2017-18 season and all of 2018-19.

2017 from Miami, where he was sitting out after there from VCU in the summer of 2016.

Gilmore was teammates at VCU with current FGCU forward Antravious Simmons for the fall portion of the 2014-15 season before Simmons transferred to FGCU in Dec. 2014.

As A Sophomore At VCU

2015-16: Put up career-best numbers in his last game for the Rams, with 12 points and eight rebounds in 20 minutes against Oklahoma in the 2016 NCAA Tournament. In that game, was 4-of-4 from the field, hitting 2-of-2 attempts from long range. Was also perfect at the line, making both attempts ... started 18 of the first 24 games (30 total) ... hit 47.4 percent (37-78) from the field ... 38.2 percent (13-34) from long range ... averaged 3.2 points and 2.8 rebounds in 11.5 minutes per outing.

As A Freshman At VCU

Played in 25 games ... averaged 2 points and 1.6 rebounds in 6.3 minutes per game ... knocked down 48.8 percent of shots (21-43) from the field and 29.4 percent (5-17) from 3-point range.

High School

Ranked as the 76th-best player in the country and 5th-best in the state of Florida by ESPN.com ... four-star recruit.

GAME-BY-GAME STATS

Opponent	Date	gs	min	Total		3-Pointers		Free throws		Rebounds										
				fg-fga	pct	3fg-fga	pct	ft-fga	pct	off	def	tot	avg	pf	a	t/o	blk	stl	pts	avg
ORAL ROBERTS	12/16/17	*	27	4-9	.444	0-1	.000	2-3	.667	0	4	4	4.0	3	2	0	0	1	10	10.0
at FIU	12/19/17	*	17	1-3	.333	0-2	.000	0-0	.000	0	4	4	4.0	5	1	3	2	0	2	6.0
at #11 Wichita State	12/22/17	*	18	1-7	.143	1-4	.250	0-0	.000	3	4	7	5.0	4	0	2	2	2	3	5.0
at tv Rhode Island	12/27/17		10	1-3	.333	0-0	.000	0-0	.000	2	3	5	5.0	4	1	2	0	0	2	4.3
Totals		3	72	7-22	.318	1-7	.143	2-3	.667	5	15	20	5.0	16	4	7	4	3	17	4.3

Games played: 4
Minutes/game: 18.0
Points/game: 4.3
FG Pct: 31.8
3FG Pct: 14.3
FT Pct: 66.7

Rebounds/game: 5.0
Assists/game: 1.0
Turnovers/game: 1.8
Assist/turnover ratio: 0.6
Steals/game: 0.8
Blocks/game: 1.0

CAREER STATS

			Total		3-Point		F-Throws		Rebounds											Scoring	
Season	gp-gs	min/avg	fg-fga	pct	fg-fga	pct	ft-fa	pct	off	def	tot	avg	pf	fo	ast	to	blk	stl	pts	avg	
2014-15*	25-0	157/6.3	21-43	.488	5-17	.294	4-16	.250	11	28	39	1.6	31	1	4	4	6	5	51	2.0	
2015-16*	30-18	346/11.5	37-78	.474	13-34	.382	9-17	.529	20	64	84	2.8	52	1	12	21	7	12	96	3.2	
2017-18	4-3	72/18.0	7-22	.318	1-7	.143	2-3	.667	5	15	20	5.0	16	1	4	7	4	3	17	4.3	
TOTAL	4-3	72/18.0	7-22	.318	1-7	.143	2-3	.667	5	15	20	5.0	16	1	4	7	4	3	17	4.3	
All*	59-21	575/9.7	65-143	.455	19-58	.328	15-36	.417	36	107	143	2.4	99	3	20	32	17	20	164	2.8	



30 BRIAN THOMAS

Fr. | F | 6-9 | 240 | Kennesaw, Ga. | Kell HS

RECORD PERFORMANCES

@b_thomas30

NOTEWORTHY

Suffered a fractured left (non-shooting) hand in practice on Nov. 20; has been cleared to return ... did not play in the season opener (coach's decision).

POINTS

Career 3 @ Bowling Green (11/18/17)
Season 3 @ Bowling Green (11/18/17)
ASUN

REBOUNDS

Career 5 @ Bowling Green (11/18/17)
Season 5 @ Bowling Green (11/18/17)
ASUN

OFFENSIVE REBOUNDS

Career 3 @ Bowling Green (11/18/17)
Season 3 @ Bowling Green (11/18/17)
ASUN

DEFENSIVE REBOUNDS

Career 2 @ Bowling Green (11/18/17)
Season 2 @ Bowling Green (11/18/17)
ASUN

BLOCKS

Career 2 @ Siena (11/13/17)
Season 2 @ Siena (11/13/17)
ASUN

FIELD GOALS MADE

Career 1, 2x, Last @ Bowling Green (11/18/17)
Season 1, 2x, Last @ Bowling Green (11/18/17)
ASUN

FIELD GOALS ATTEMPTED

Career 2 @ Siena (11/13/17)
Season 2 @ Siena (11/13/17)
ASUN

FREE THROWS MADE

Career 1 @ Bowling Green (11/18/17)
Season 1 @ Bowling Green (11/18/17)
ASUN

FREE THROWS ATTEMPTED

Career 2 @ Bowling Green (11/18/17)
Season 2 @ Bowling Green (11/18/17)
ASUN

MINUTES

Career 11 @ Siena (11/13/17)
Season 11 @ Siena (11/13/17)
ASUN

MISCELLANEOUS

	Season	Career
Double-Doubles		
20+ Points		
Team Leader Scoring		
10+ Rebounds		
5+ Offensive Rebounds		
10+ Defensive Rebounds		
Games W/ A Block	1	1
Multi-Block Games	1	1

CAREER STATS

Season	gp-gs	min/avg	Total		3-Point		F-Throws		Rebounds				Scoring						
			fg-fga	pct	fg-fga	pct	ft-fa	pct	off	def	tot	avg	pts	pts	pts	pts	pts	pts	pts
2017-18	2-0	19/9.5	2-3	.667	0-0	.000	1-2	.500	3	3	6	3.0	1	0	0	1	2	0	5
TOTAL	2-0	19/9.5	2-3	.667	0-0	.000	1-2	.500	3	3	6	3.0	1	0	0	1	2	0	5



High School

Rated as a 3-star recruit by Rivals ... tabbed as the 16th-best player in the entire talent-laden state of Georgia ... did not play as a senior (injury) ... averaged 11 points, 12 rebounds and 5 blocks per game as a junior.

GAME-BY-GAME STATS

Opponent	Date	gs	min	Total fg-fga	pct	3-Pointers 3fg-fga	pct	Free throws ft-fa	pct	Rebounds				pf	a	t/o	blk	stl	pts	avg
at Siena	11/13/17	11		1-2	.500	0-0	.000	0-0	.000	0	1	1	1.0	1	0	0	2	0	2	2.0
at Bowling Green	11/18/17	8		1-1	1.000	0-0	.000	1-2	.500	3	2	5	3.0	0	0	1	0	0	3	2.5
Totals		0	19	2-3	.667	0-0	.000	1-2	.500	3	3	6	3.0	1	0	1	2	0	5	2.5

Games played: 2
Minutes/game: 9.5
Points/game: 2.5
FG Pct: 66.7
FT Pct: 50.0

Rebounds/game: 3.0
Turnovers/game: 0.5
Blocks/game: 1.0



31 | DINERO MERCURIUS

R-Jr. | G | 6-4 | 200 | Orlando, Fla. | Daytona State/UTRGV/USF | Faith Baptist Christian

RECORD PERFORMANCES

POINTS

Career 37 vs. Trinity Valley CC (11/25/16)
Season 16 @ rv UT Arlington (12/9/17)
ASUN

REBOUNDS

Career 10 @ St. Petersburg (12/14/16)
Season 3, 2x, Last @ rv Rhode Island (12/27/17)
ASUN

ASSISTS

Career 10 vs. South Georgia Tech (11/11/16)
Season 2, 2x, Last @ rv Rhode Island (12/27/17)
ASUN

STEALS

Career 3, 5x, Last vs. FSCJ (1/21/17)
Season 1, 5x, Last @ #11 Wichita State (12/22/17)
ASUN

FIELD GOALS MADE

Career 11 vs. Trinity Valley CC (11/25/16)
Season 5, 2x, Last vs. FAU (12/5/17)
ASUN

FIELD GOALS ATTEMPTED

Career 22 @ College of Central Florida (2/15/17)
Season 11 vs. Illinois State (11/11/17)
ASUN

FREE THROWS MADE

Career 13 @ College of Central Florida (1/11/17)
Season 5 @ rv UT Arlington (12/9/17)
ASUN

FREE THROWS ATTEMPTED

Career 14 vs. Tallahassee CC (12/11/16)
Season 5 @ rv UT Arlington (12/9/17)
ASUN

3-POINT FIELD GOALS MADE

Career 6, 3x, Last @ College of Central Florida (1/11/17)
Season 4 vs. Middle Tennessee (12/2/17)
ASUN

3-POINT FIELD GOALS ATTEMPTED

Career 14, 2x, Last @ College of Central Florida (1/11/17)
Season 8 vs. Illinois State (11/11/17)
ASUN

MINUTES

Career 41 vs. Trinity Valley CC (11/25/16)
Season 24, 2x, Last vs. FAU (12/5/17)
ASUN

MISCELLANEOUS

	Season	Career
Double-Figure Points	5	31
20+ Points		11
Double-Doubles		1
5+ Assists		4
Double-Figure Assists		1
Multi Steal Games		21

CAREER STATS

Season	gp-gs	min/avg	Total		3-Point		F-Throws		Rebounds				Scoring				
			fg-fga	pct	fg-fga	pct	ft-fa	pct	off	def	tot	avg	pts	avg	pts	avg	pts
2014-15*	29-3	404/13.9	33-84	.393	8-39	.205	23-28	.821	16	39	55	1.9	54	1	21	15	97
2016-17*	29-29	869/30.0	146-363	.402	87-228	.382	136-158	.861	23	109	132	4.6	515	17.8	515	17.8	515
2017-18	12-2	219/18.3	31-73	.425	24-57	.421	9-10	.900	5	12	17	1.4	95	7.9	95	7.9	95
TOTAL	12-2	219/18.3	31-73	.425	24-57	.421	9-10	.900	5	12	17	1.4	95	7.9	95	7.9	95
All*	70-34	1492/21.3	210-520	.404	119-324	.367	168-196	.857	44	160	204	2.9	707	10.1	707	10.1	707

NOTEWORTHY

ASUN Newcomer of the Week (Dec. 11) after averaging 14.5 points while shooting 75 percent from the floor ... injured his shoulder seconds after entering the Denver game and missed the next three games ... returned against Middle Tennessee, knocking down a season-high four 3-pointers ... **has come off the bench and made three or more 3-pointers six games already this year** ... season-best 16 points at rv UT Arlington, and all 16 came in the 2nd half in just nine minutes of action ... **2nd-most 3-pointers on the team with 24, despite playing just 10 full games.**

Transferred to FGCU in April of 2017 from Daytona State College.

As A Redshirt Sophomore At Daytona State

2016-17: Named to the Mid-Florida Conference First Team ... shot 38.2 percent from 3-point range (87-228).

As A Sophomore At University of Texas Rio Grande Valley

2015-16: Utilized a redshirt season after transferring from USF.

As A Freshman At USF

2014-15: Averaged 3.3 points and 1.9 rebounds per game.

GAME-BY-GAME STATS

Opponent	Date	gs	min	Total		3-Pointers		Free throws		Rebounds				Other			
				fg-fga	pct	fg-fga	pct	ft-fa	pct	off	def	tot	avg	pts	avg	pts	avg
ILLINOIS STATE	11/11/17	24	4-11	.364	3-8	.375	0-0	.000	1	1	2	2.0	3	1	0	0	11
at Siena	11/13/17	23	5-9	.556	3-7	.429	1-1	1.000	0	3	3	2.5	0	2	1	0	14
at Bowling Green	11/18/17	23	3-8	.375	3-7	.429	0-0	.000	0	2	2	2.3	1	0	2	0	9
at Middle Tennessee	11/21/17 *	17	1-4	.250	1-4	.250	3-3	1.000	0	1	1	2.0	4	0	1	0	6
DENVER	11/24/17	0	0-0	.000	0-0	.000	0-0	.000	0	0	0	1.6	0	0	0	0	8.0
MIDDLE TENNESSEE	12/2/17	23	4-8	.500	4-6	.667	0-1	.000	1	0	1	1.5	0	0	3	0	12
FAU	12/5/17	24	5-7	.714	3-4	.750	0-0	.000	0	1	1	1.4	3	0	2	0	13
at rv UT Arlington	12/9/17	19	4-5	.800	3-4	.750	5-5	1.000	0	1	1	1.4	1	0	2	0	16
ORAL ROBERTS	12/16/17 *	21	2-7	.286	2-7	.286	0-0	.000	0	0	0	1.2	2	0	1	0	6
at FIU	12/19/17	19	3-8	.375	2-7	.286	0-0	.000	2	0	2	1.3	2	1	0	0	8
at #11 Wichita State	12/22/17	10	0-3	.000	0-1	.000	0-0	.000	0	1	1	1.3	0	1	0	0	8.6
at rv Rhode Island	12/27/17	16	0-3	.000	0-2	.000	0-0	.000	1	2	3	1.4	1	2	0	0	7.9
Totals		2	219	31-73	.425	24-57	.421	9-10	.900	5	12	17	1.4	17	7	12	95

Games played: 12
Minutes/game: 18.3
Points/game: 7.9
FG Pct: 42.5
3FG Pct: 42.1
FT Pct: 90.0

Rebounds/game: 1.4
Assists/game: 0.6
Turnovers/game: 1.0
Assist/turnover ratio: 0.6
Steals/game: 0.4

@D_31_M



32 ANTRAVIOUS SIMMONS

R-Sr. | F | 6-9 | 250 | Miami, Fla. | VCU | South Miami HS

RECORD PERFORMANCES

POINTS

Career 21 vs. Stetson (3/6/16)
Season 15 vs. St. Francis Brooklyn (11/26/17)
ASUN 13 @ Stetson (1/7/17)

REBOUNDS

Career 12, 3x, Last @ Georgia Southern (12/4/16)
Season 8, 4x, Last @ FIU (12/19/17)
ASUN 9 @ North Florida (1/30/16)

OFFENSIVE REBOUNDS

Career 6 @ Georgia Southern (12/4/16)
Season 5 vs. Illinois State (11/11/17)
ASUN 4, 4x, Last @ USC Upstate (2/18/17)

DEFENSIVE REBOUNDS

Career 9, 2x, Last @ #13 Michigan State (11/20/16)
Season 5, 4x, Last @ FIU (12/19/17)
ASUN 6 vs. USC Upstate (1/16/16)

BLOCKS

Career 2, 5x, Last vs. North Carolina (3/17/16)
Season 1, 3x, Last vs. FAU (12/5/17)
ASUN 2 vs. Stetson (1/9/16)

FIELD GOALS MADE

Career 9 vs. Stetson (3/6/16)
Season 7 vs. St. Francis Brooklyn (11/26/17)
ASUN 6, 3x, Last @ Stetson (1/7/17)

FIELD GOALS ATTEMPTED

Career 14, 2x, Last @ #13 Michigan State (11/20/16)
Season 10 @ rv Rhode Island (12/27/17)
ASUN 9 @ Kennesaw State (1/21/16)

FREE THROWS MADE

Career 5, 4x, Last @ Georgia Southern (12/4/16)
Season 4, 2x, Last @ FIU (12/19/17)
ASUN 5 vs. Lipscomb (2/18/16)

FREE THROWS ATTEMPTED

Career 8 @ Georgia Southern (12/4/16)
Season 7 @ FIU (12/19/17)
ASUN 5, 3x, Last vs. Lipscomb (2/18/16)

MINUTES

Career 33 @ #13 Michigan State (11/20/16)
Season 25, 3x, Last @ FIU (12/19/17)
ASUN 27 vs. USC Upstate (1/19/17)

MISCELLANEOUS

	Season	Career
Double-Doubles		4
20+ Points		1
Team Leader Scoring	1	4
10+ Rebounds		5
5+ Offensive Rebounds	1	3
10+ Defensive Rebounds		
Games W/ A Block	3	17
Multi-Block Games		5

CAREER STATS

Season	gp-gs	min/avg	Total		3-Point		F-Throws		Rebounds				Scoring						
			fg-fga	pct	fg-fga	pct	ft-fita	pct	off	def	tot	avg	pts	avg	pts	avg	pts	avg	pts
2014-15*	3-0	9/3.0	1-1	1.000	0-0	.000	0-0	.000	0	2	2	0.7	2	0.7	2	0.7	2	0.7	2
2015-16	34-16	562/16.5	112-207	.541	0-1	.000	45-72	.625	59	119	178	5.2	101	7.9	269	7.9	269	7.9	269
2016-17	34-11	492/14.5	79-141	.560	1-1	1.000	26-39	.667	42	75	117	3.4	80	5.4	185	5.4	185	5.4	185
2017-18	15-10	279/18.6	47-73	.644	0-0	.000	16-25	.640	29	43	72	4.8	45	7.3	110	7.3	110	7.3	110
TOTAL	83-37	1333/16.1	238-421	.565	1-2	.500	87-136	.640	130	237	367	4.4	226	6.8	564	6.8	564	6.8	564
All*	86-37	1342/15.6	239-422	.566	1-2	.500	87-136	.640	130	239	369	4.3	228	6.6	566	6.6	566	6.6	566

NOTEWORTHY

After coming off the bench in the season opener, started the next two games at Siena and Bowling Green ... increased his scoring each of the first three games of the year: Illinois State (5), Siena (7), Bowling Green (8) ... season-high 15 points on 7-9 shooting against St. Francis Brooklyn ... balanced effort with eight points and eight rebounds in just 16 minutes versus Webber International ... 13 points and six rebounds in the 1st half against FAU ... led the team with 14 points at rv Rhode Island - his second-highest point total of the year.



@dreamchasertray

GAME-BY-GAME STATS

Opponent	Date	gs	min	Total		3-Pointers		Free throws		Rebounds				pf	a	t/o	blk	stl	pts	avg	
				fg-fga	pct	3fg-fga	pct	ft-fa	pct	off	def	tot	avg								
ILLINOIS STATE	11/11/17		18	2-3	.667	0-0	.000	1-2	.500	5	3	8	8.0	2	2	0	1	5	5.0		
at Siena	11/13/17	*	17	3-5	.600	0-0	.000	1-1	1.000	3	5	8	8.0	3	2	1	0	2	7	6.0	
at Bowling Green	11/18/17	*	16	4-5	.800	0-0	.000	0-1	.000	1	1	2	6.0	5	0	1	0	1	8	6.7	
at Middle Tennessee	11/21/17		16	3-4	.750	0-0	.000	0-1	.000	2	1	3	5.3	4	0	1	0	0	6	6.5	
DENVER	11/24/17	*	14	2-4	.500	0-0	.000	0-0	.000	0	1	1	4.4	3	0	0	1	0	4	6.0	
NAVY	11/25/17		14	3-3	1.000	0-0	.000	0-0	.000	0	1	1	3.8	1	1	2	1	1	6	6.0	
ST. FRANCIS BROOKLYN	11/26/17		20	7-9	.778	0-0	.000	1-2	.500	4	3	7	4.3	4	2	1	0	0	15	7.3	
WEBBER INTERNATIONA	11/29/17		16	2-3	.667	0-0	.000	4-4	1.000	3	5	8	4.8	1	3	2	0	0	8	7.4	
MIDDLE TENNESSEE	12/2/17	*	25	2-5	.400	0-0	.000	0-0	.000	0	4	4	4.7	5	0	2	0	0	4	7.0	
FAU	12/5/17	*	24	5-9	.556	0-0	.000	3-4	.750	1	5	6	4.8	5	1	1	1	0	13	7.6	
at rv UT Arlington	12/9/17	*	10	1-3	.333	0-0	.000	0-0	.000	1	3	4	4.7	3	0	1	0	0	2	7.1	
ORAL ROBERTS	12/16/17	*	25	3-4	.750	0-0	.000	0-0	.000	3	2	5	4.8	3	1	0	0	1	6	7.0	
at FIU	12/19/17	*	25	4-5	.800	0-0	.000	4-7	.571	3	5	8	5.0	4	3	2	0	0	12	7.4	
at #11 Wichita State	12/22/17	*	19	0-1	.000	0-0	.000	0-0	.000	2	3	5	5.0	2	1	0	0	1	0	6.9	
at rv Rhode Island	12/27/17	*	20	6-10	.600	0-0	.000	2-3	.667	1	1	2	4.8	0	0	2	0	0	14	7.3	
Totals			10	279	47-73	.644	0-0	.000	16-25	.640	29	43	72	4.8	45	16	18	3	7	110	7.3

Games played: 15
Minutes/game: 18.6
Points/game: 7.3
FG Pct: 64.4
FT Pct: 64.0

Rebounds/game: 4.8
Assists/game: 1.1
Turnovers/game: 1.2
Assist/turnover ratio: 0.9
Steals/game: 0.5
Blocks/game: 0.2



PROGRAM CAREER LEADERS

POINTS

1. 1835 - Bernard Thompson (134 Games) - 2011-15
2. 1477 - Brett Comer (137 Games) - 2011-15
3. 1367 - Ryan Hopkins (88 Games) - 2002-05
4. 1306 - Chase Fieler (134 Games) - 2010-14
5. 1241 - Sherwood Brown (119 Games) - 2009-13
- 6. 1091 - CHRISTIAN TERRELL (116 GAMES) - 2014-**
7. 1086 - Casey Wohlleb (87 Games) - 2005-08
8. 1084 - Marc-Eddy Norelia (92 Games) - 2014-17
9. 985 - Bryan Crislip (89 Games) - 2002-05
- 10. 979 - ZACH JOHNSON (83 GAMES) - 2015-**

REBOUNDS

1. 714 - Chase Fieler (253o-461d) - 2010-14
2. 623 - Bernard Thompson (170o-453d) - 2011-15
3. 611 - Marc-Eddy Norelia (197o-414d) - 2014-17
4. 589 - Sherwood Brown (179o-410d) - 2009-13
5. 570 - Adam Liddell (159o-411d) - 2005-08
6. 536 - Demetris Morant (207o-329d) - 2014-17
7. 453 - Brett Comer (103o-350d) - 2011-15
- 8. 418 - CHRISTIAN TERRELL (84o, 334d) - 2014-**
9. 382 - Anthony Banks (206o-176d) - 2008-11
10. 380 - Derrick O'Neil (152o-228d) - 2008-10

STEALS

1. 262 - Bernard Thompson - 2011-15
2. 194 - Bryan Crislip - 2002-05
3. 181 - Brett Comer - 2011-15
4. 155 - Rob Quaintance - 2006-08
5. 120 - Sherwood Brown - 2009-13
6. 117 - Yavney Neptune - 2004-08
7. 108 - Chase Fieler - 2010-14
- 8. 107 - ZACH JOHNSON - 2015-**
- 106 - Gabe Pean - 2002-06
10. 102 - Beau Bauer - 2005-07

FIELD GOALS MADE

1. 636 - Bernard Thompson (134 Games) - 2011-15
2. 536 - Brett Comer (137 Games) - 2011-15
3. 487 - Chase Fieler (134 Games) - 2010-14
4. 462 - Ryan Hopkins (88 Games) - 2002-05
5. 447 - Sherwood Brown (119 Games) - 2009-13
6. 430 - Marc-Eddy Norelia (92 Games) - 2014-17
- 7. 391 - CHRISTIAN TERRELL (116 GAMES) - 2014-**
8. 378 - Casey Wohlleb (87 Games) - 2005-08
- 9. 343 - ZACH JOHNSON (83 GAMES) - 2015-**
10. 321 - Adam Liddell (82 Games) - 2005-08

FIELD GOAL % (MIN. 200 MADE)

1. .666 - Demetris Morant (275-413) - 2014-17
- 2. .565 - ANTRAVIOUS SIMMONS (238-421) - 2015-**
3. .535 - Marc-Eddy Norelia (430-803) - 2014-17
4. .524 - Anthony Banks (317-605) - 2008-11
5. .523 - Robinson Tisme (294-562) - 2002-04
6. .502 - Chase Fieler (487-971) - 2010-14
7. .486 - Kyle Marks (202-416) - 2008-10
- 8. .482 - BRANDON GOODWIN (308-639) - 2016-**
9. .472 - Adam Liddell (321-680) - 2005-08
10. .456 - Sherwood Brown (447-981) - 2009-13

3-POINTERS MADE

1. 355 - Ryan Hopkins (88 games) - 2002-05
 2. 219 - Bernard Thompson (134 games) - 2011-15
 3. 182 - Filip Cvjeticanin (131 games) - 2011-14,15-16
 4. 178 - Christophe Varidel (99 games) - 2010-13
 5. 174 - Bryan Crislip (89 games) - 2002-05
 6. 157 - Sherwood Brown (119 games) - 2009-13
 - 7. 151 - CHRISTIAN TERRELL * (116 GAMES) - 2014-**
 8. 130 - Reed Baker (74 games) - 2008-11
 9. 118 - Delvin Franklin (62 games) - 2007-09
 10. 114 - Casey Wohlleb (87 games) - 2005-08
- * Also ranked 3rd in 3PT% at .382 (151-395)

FREE THROWS MADE

1. 344 - Bernard Thompson (134 Games) - 2011-15
 2. 304 - Brett Comer (137 Games) - 2011-15
 3. 231 - Reed Baker (74 Games) - 2008-11
 4. 229 - Chase Fieler (134 Games) - 2010-14
 5. 223 - Marc-Eddy Norelia (92 Games) - 2014-17
 6. 216 - Casey Wohlleb (87 Games) - 2005-08
 - 7. 214 - BRANDON GOODWIN * (49 GAMES) - 2016-**
 8. 195 - Bryan Crislip (89 Games) - 2002-05
 - 9. 192 - ZACH JOHNSON (83 GAMES) - 2015-**
 - 190 - Sherwood Brown (119 Games) - 2009-13
- * Also ranked 2nd in FT% at .784 (214-273; MIN. 200 MADE)

ASSISTS

1. 845 - Brett Comer - 2011-15
2. 606 - Bryan Crislip - 2002-05
3. 337 - Rob Quaintance - 2006-08
- 4. 256 - ZACH JOHNSON - 2015-**
5. 246 - Bernard Thompson - 2011-15
6. 225 - Gabe Pean - 2002-06
- 7. 220 - CHRISTIAN TERRELL - 2014-**
- 8. 208 - BRANDON GOODWIN - 2016-**
- 203 - Chase Fieler - 2010-14
10. 192 - Reggie Chambers - 2008-10



SPECIALTY STATS

Opponent	T/O	2ndCh	Paint	FastB	Bench	Ties	Leads	WL	Score	Leads overcome
Illinois State	18	15	48	21	18	2	6	W	98-87	trailed by 6 1st-10:19
Siena	21	15	50	17	25	1	1	W	86-53	trailed by 3 1st-18:57
Bowling Green	11	16	44	10	18	2	3	L	80-83	lost 13 1st-10:15
Middle Tennessee	13	6	34	2	18	0	0	L	72-85	lost 2 1st-18:01
Denver	24	11	35	7	22	1	5	W	79-71	trailed by 4 1st-16:35
Navy	8	14	36	6	14	0	5	W	70-54	trailed by 4 1st-03:10
St. Francis Brooklyn	11	16	48	13	25	0	0	W	75-51	
Webber International	24	29	70	28	47	0	0	W	115-61	
Middle Tennessee	24	5	30	8	14	1	1	L	76-81	lost 12 1st-15:43
FAU	8	11	42	5	26	2	3	L	88-92	lost 14 1st-01:46
rv UT Arlington	24	9	26	4	27	3	3	W	85-78	trailed by 7 1st-11:24
Oral Roberts	12	9	22	5	25	0	1	L	64-83	lost 3 1st-19:01
FIU	10	12	34	15	20	1	3	L	88-91	lost 11 2nd-15:31
#11 Wichita State	19	12	28	5	18	2	3	L	65-75	lost 7 2nd-13:05
rv Rhode Island	5	11	36	0	20	3	3	L	60-80	lost 4 1st-03:15

Totals	232	191	583	146	337	18	37
Average/Game	15.5	12.7	38.9	9.7	22.5	1.2	2.5
Opponent	228	183	464	81	305	38	41
Average/Game	15.2	12.2	30.9	5.4	20.3	2.5	2.7

Through the first eight games of the year, the Eagles were +43 in second-chance points, but in the last seven contests they are -36.

Entering this season - in four years under Doolley - FGCU had surrendered a double-figure lead and lost a game just four times. Already this year, the Eagles have lost four double-figure leads. The four double-figure leads lost through just 15 games are already the most in a single season since the 2012-13 team surrendered five such advantages, including an 11-point edge in the Sweet Sixteen against Florida. FGCU lost consecutive double-figure point leads against Middle Tennessee and FAU. It's just the third time in program history (2002-03, 2012-13) that the Eagles have given up back-to-back double-figure point leads.

PAINT EMPHASIS

FGCU led the country in points in the paint per game last year at **41.3**. Included in that average were a pair of then-D-I program record performances of 68 points in the paint versus Ave Maria and Florida National.

NATIONAL LEADERS: POINTS IN THE PAINT

FGCU	41.3 / GAME
Utah	41.1 / GAME
North Carolina	39.9 / GAME
VCU	38.2 / GAME
Kentucky	37.3 / GAME

2016-17 DUNK LEADERS

Helping fuel that low-post production was **FGCU finishing 3rd in the nation with 159 dunks** - 11 more than the original Dunk City Sweet Sixteen team in 2012-13.

FLORIDA STATE 183

KENTUCKY 179

FGCU 159

Individual Leaders

Tacko Fall (UCF): 106

Bam Adebayo (Kentucky): 101

Demetris Morant (FGCU): 97

CHARGES TAKEN

Brandon Goodwin: 3
Michael Gilmore: 1

Christian Terrell: 6
Ricky Doyle: 1

Christian Carlyle: 1
RaySean Scott Jr.: 1

STATISTICAL TRENDS

Games Decided By:
5 Points Or Less: 0-4
6-10 Points: 2-1
11-15 Points: 1-1
16-20 Points: 1-2
20+ Points: 3-0

Leading At The Half: 7-3
Trailing At The Half: 0-5
Tied At The Half: 0-0

Leading With 5 Minutes Left: 7-0
Trailing With 5 Minutes Left: 0-8
Tied With 5 Minutes Left: 0-0

Shooting 40% Or Better: 7-7
Shooting Less Than 40%: 0-1
Opponent 40% Or Better: 3-7
Opponent Less Than 40%: 4-1
Shooting Better Than Opponent: 5-2
Shooting Worse Than Opponent: 2-6

Outrebounding Opponent: 6-2
Opponent Outrebounds: 1-6
Rebounds Tied: 0-0

More Turnovers Than Opponent: 3-5
Fewer Turnovers Than Opponent: 3-2
Same Turnovers As Opponent: 1-1

Scoring 80 Or More Points: 4-3
Scoring 70-79 Points: 3-2
Scoring 60-69 Points: 0-3
Scoring 50-59 Points: 0-0
Scoring 49 Or Fewer Points: 0-0

Largest Margin Of Victory:
54 vs. Webber International
Smallest Margin Of Victory:
7 @ rv UT Arlington
Largest Margin Of Defeat:
20 @ rv Rhode Island
Smallest Margin Of Defeat:
3, 2x, Last @ FIU



THE BASICS

ABOUT FGCU

School.....	Florida Gulf Coast University (FGCU)
City.....	Fort Myers, FL
Established.....	Founded: 1991 First Classes: 1997
Enrollment.....	14,970
Nickname.....	Eagles
Colors.....	Green & Blue
Facility (Capacity).....	Alico Arena (4,633: 4,333 Seats + 300 SR)
Program's First Season.....	2002-03
First Year in Division I... 2007-08 (Postseason Eligible: 2011-12)	
Conference.....	ASUN

PROGRAM INFORMATION

2016-17 Overall/ASUN Record	26-8/12-2 (1st Place)
2016-17 Postseason	NCAA Tournament (14 Seed)
.....	First Round: L, 86-80 vs. 3 Florida State
Letterwinners Returning/Lost	8/7
Starters Returning/Lost	4/1
Newcomers Eligible.....	11 (3 Transfers Sitting Out; 2 Walk-Ons)
Seniors	4 (1 Walk-On)
Juniors	7 (2 Transfers Sitting Out; 1 Eligible In Dec.; 1 Walk-On)
Sophomores	4 (1 Walk-On)
Freshmen	4 (2 Walk-Ons)
All-Time Record (2002-03-Current).....	292-203
Division I Record (2007-08-Current).....	178-164
ASUN Record (2007-08-Current).....	91-81
All-Time Home Record.....	196-63
All-Time Road Record	83-131
All-Time Neutral Record	13-9
ASUN Tournament Record (Appearances)	14-3 (6)
NCAA Tournament Record (Appearances).....	3-3 (3)
NIT Record (Appearances)	0-1 (1)
CIT Record (Appearances).....	0-1 (1)

• FGCU has won a combined **65** conference regular season and tournament titles **IN ONLY 10+ YEARS** in Division I as a member of the ASUN Conference & Coastal Collegiate Sports Association (women's swimming & diving).

• In just **6+ YEARS** of D-I postseason eligibility, FGCU has sent **21 TEAMS** to the NCAA Tournament, while men's golf (2012, 2013, 2015), swimming (2012, 2013, 2014, 2015, 2016, 2017) and men's tennis (2014) have had an individual(s) participate in their respective NCAA Championship, bringing **THE TOTAL NCAA APPEARANCES FOR FGCU TO 31**.

• In 2016-17, FGCU won 10 regular season or tournament conference championships, with men's soccer winning its **FIRST NCAA TOURNAMENT** game, baseball winning a game in its **FIRST NCAA REGIONAL** and swimming & diving earning an eighth CCSA Championship in nine years.

• FGCU claimed its fourth **ASUN ALL-SPORTS TROPHY** in five years in 2016-17 and posted a record **6TH-PLACE FINISH** in the DI-AAA Learfield Directors' Cup.

• The Eagles had **SEVEN STUDENT-ATHLETES SIGN PROFESSIONAL CONTRACTS IN 2016**, including Whitney Knight (WNBA, Los Angeles Sparks), Rodrigo Saravia (MLS, Columbus Crew SC), Aaron Guillen (MLS, FC Dallas) and Jake Noll (MLB, Washington Nationals).

• FGCU's student-athlete population earned a **NEAR-RECORD-TYING CUMULATIVE GPA OF 3.27** for the Spring 2017 semester, which surpassed that of the overall FGCU student body (3.08) for the 16th-consecutive semester.


CHRIS SALE

• 2010 Collegiate Baseball Player of the Year with FGCU

• 13th overall selection in the 2010 MLB Draft

• 6x AL All-Star ('15, '16 Starter)

• 2013 All-Star Game-Winning Pitcher



BROOKE SWEAT

• Partner in one of just two USA Olympic Beach Volleyball pairs in Rio 2016

• 2x AVP Defensive Player of the Year





BOX SCORES

G1 vs. ILLINOIS STATE

Illinois State 87 • 0-1

#	Player	Total		3-Ptr		Rebounds			PF	TP	A	TO	Blk	Stl	Min
		FG-FGA	FG-FGA	FT-FTA	Off Def Tot	PF	TP	A TO Blk Stl							
10	Fayne, Phil	f	11-18	0-0	2-7	2 2 4	3 24	1 0 2 2	2	36					
52	Yarbrough, Milik	f	3-8	0-0	2-5	1 7 8	1 8	10 4 1 0	30						
03	Evans, Keyshawn	g	10-17	7-13	1-1	0 2 2	5 28	7 2 0 0	33						
23	Tinsley, William	g	1-4	1-4	0-0	0 4 4	3 3	2 0 2 0	29						
25	Williams, Madison	g	2-4	1-2	0-0	0 0 0	4 5	1 1 0 0	20						
00	Gassman, Isaac		0-0	0-0	0 0 1	2 0	1 1 0 1	15							
24	Martin, Jerron		1-6	1-3	2-3	0 1 1	3 5	1 3 0 0	15						
30	Litwiller, Luke		0-0	0-0	0 0 0	0 0	0 0 0 0	1							
32	Bruninga, Taylor		5-8	4-7	0-0	0 2 2	5 14	1 0 0 0	21						
Team					2 0 2										
Totals			33-65	14-29	7-16	5 19 24	26 87	24 11 5 3	200						

FG % 1st Half: 16-35 45.7% 2nd half: 17-30 56.7% Game: 33-65 50.8%
 3FG % 1st Half: 6-15 40.0% 2nd half: 8-14 57.1% Game: 14-29 48.3%
 FT % 1st Half: 4-7 57.1% 2nd half: 3-9 33.3% Game: 7-16 43.8%

Deadball Rebounds 4,1

FGCU 98 • 1-0

#	Player	Total		3-Ptr		Rebounds			PF	TP	A	TO	Blk	Stl	Min
		FG-FGA	FG-FGA	FT-FTA	Off Def Tot	PF	TP	A TO Blk Stl							
15	DOYLE, Ricky	f	3-3	0-0	2-3	0 1 1	5 8	0 1 0 0	9						
00	GOODWIN, Brandon	g	6-13	0-1	9-12	2 6 8	0 21	7 2 0 3	36						
05	JOHNSON, Zach	g	8-19	3-12	8-9	1 3 4	0 27	4 3 1 4	39						
11	TERRELL, Christian	g	6-12	1-2	0-0	0 8 8	1 13	1 2 2 1	38						
23	CARLYLE, Christian	g	2-3	0-0	7-10	4 5 9	3 11	1 1 2 0	25						
21	ERNST, Brady		1-1	0-0	0-1	0 3 3	2 2	0 0 0 0	11						
31	MERCURIUS, Dinero		4-11	3-8	0-0	1 1 2	3 11	1 0 0 0	24						
32	SIMMONS, Antravious		2-3	0-0	1-2	5 3 8	2 5	2 2 0 1	18						
Team					4 1 5			1							
Totals			32-65	7-23	27-37	17 31 48	16 98	16 12 5 9	200						

FG % 1st Half: 16-32 50.0% 2nd half: 16-33 48.5% Game: 32-65 49.2%
 3FG % 1st Half: 2-9 22.2% 2nd half: 5-14 35.7% Game: 7-23 30.4%
 FT % 1st Half: 11-14 78.6% 2nd half: 16-23 69.6% Game: 27-37 73.0%

Deadball Rebounds 6,1

Officials: John Hampton (R), Jose A. Carrion, Archibald Whaley
 Technical fouls: Illinois State-None. FGCU-None.
 Attendance: 4335
 Season Opener

Score by periods	1st	2nd	Total
Illinois State	42	45	87
FGCU	45	53	98

Last FG - ILS 2nd-03:29, FGCU 2nd-00:51.
 Largest lead - ILS by 6 1st-10:19, FGCU by 11 2nd-00:26.
 ILS led for 06:59, FGCU led for 28:56. Game was tied for 04:05.

Score tied - 8 times.
 Lead changed - 12 times.

G3 @ BOWLING GREEN

FGCU 80 • 2-1

#	Player	Total		3-Ptr		Rebounds			PF	TP	A	TO	Blk	Stl	Min
		FG-FGA	FG-FGA	FT-FTA	Off Def Tot	PF	TP	A TO Blk Stl							
15	DOYLE, Ricky	f	5-9	0-1	1-1	3 4 7	4 11	0 1 1 1	18						
32	SIMMONS, Antravious	f	4-5	0-0	0-1	1 1 2	5 8	0 1 0 1	16						
00	GOODWIN, Brandon	g	4-16	1-6	8-10	1 6 7	1 17	5 2 0 1	33						
05	JOHNSON, Zach	g	2-10	0-3	4-4	0 5 5	2 8	4 6 0 2	34						
11	TERRELL, Christian	g	8-11	2-4	0-0	0 5 5	4 18	2 1 2 0	33						
03	ROGERS, Darnell		0-0	0-0	0-0	0 0 0	0 0	0 0 0 0	2						
13	SCOTT Jr, RaySean		1-4	0-2	0-0	0 2 2	3 2	1 1 1 0	9						
21	ERNST, Brady		1-1	0-0	0-1	0 2 2	1 2	0 0 0 0	7						
23	CARLYLE, Christian		1-6	0-0	0-0	1 2 3	2 2	1 1 1 0	17						
30	THOMAS, Brian		1-1	0-0	1-2	3 2 5	0 3	0 1 0 0	8						
31	MERCURIUS, Dinero		3-8	3-7	0-0	0 2 2	1 9	0 2 0 1	23						
Team					2 0 2										
Totals			30-71	6-23	14-19	11 31 42	23 80	13 16 5 6	200						

FG % 1st Half: 17-35 48.6% 2nd half: 13-36 36.1% Game: 30-71 42.3%
 3FG % 1st Half: 2-8 25.0% 2nd half: 4-15 26.7% Game: 6-23 26.1%
 FT % 1st Half: 7-11 63.6% 2nd half: 7-8 87.5% Game: 14-19 73.7%

Deadball Rebounds 1

Bowling Green 83 • 2-1

#	Player	Total		3-Ptr		Rebounds			PF	TP	A	TO	Blk	Stl	Min
		FG-FGA	FG-FGA	FT-FTA	Off Def Tot	PF	TP	A TO Blk Stl							
01	WIGGINS, Demajeo	f	6-11	0-0	2-3	2 5 7	5 14	0 3 0 1	18						
40	KOCH, Derek		2-6	0-1	5-8	3 8 11	2 9	2 3 0 0	29						
03	CALDWELL, Rodrick	g	5-10	1-3	0-0	1 0 1	1 11	1 1 0 0	24						
05	FRYE, Dylan	g	3-11	2-5	7-8	1 5 6	2 15	2 1 0 0	32						
10	TURNER, Justin	g	6-14	2-3	6-8	1 6 7	2 20	1 5 0 4	36						
00	CUMMINGS, Nelly		3-5	0-0	1-2	0 1 1	2 7	1 0 0 0	19						
13	UJU, Jeffrey		0-1	0-0	1-2	1 0 1	1 1	0 0 0 0	1						
24	FOX, Matt		0-2	0-1	0-0	1 3 4	1 0	3 0 1 1	17						
25	PLOWDEN, Daewon		2-6	1-2	1-2	1 2 3	0 6	0 0 0 0	16						
52	GADSON, Joniya		0-0	0-0	0-0	0 1 1	3 0	0 1 3 0	3						
Team					1 3 4										
Totals			27-66	6-15	23-33	12 34 46	19 83	10 14 4 7	200						

FG % 1st Half: 12-37 32.4% 2nd half: 15-29 51.7% Game: 27-66 40.9%
 3FG % 1st Half: 3-10 30.0% 2nd half: 3-5 60.0% Game: 6-15 40.0%
 FT % 1st Half: 13-18 72.2% 2nd half: 10-15 66.7% Game: 23-33 69.7%

Deadball Rebounds 6

Officials: Steve McJunkins, Paul Szelc, Bart Wegenke
 Technical fouls: FGCU-None. Bowling Green-GADSON, Joniya.
 Attendance: 2440

Score by periods	1st	2nd	Total
FGCU	43	37	80
Bowling Green	40	43	83

Last FG - FGCU 2nd-00:44, BGSU 2nd-00:01.
 Largest lead - FGCU by 13 1st-10:15, BGSU by 6 2nd-01:17.
 FGCU led for 21:51, BGSU led for 17:03. Game was tied for 01:06.

Score tied - 3 times.
 Lead changed - 7 times.

#DunkCity

G2 @ SIENA

FGCU 86 • 2-0

#	Player	Total		3-Ptr		Rebounds			PF	TP	A	TO	Blk	Stl	Min
		FG-FGA	FG-FGA	FT-FTA	Off Def Tot	PF	TP	A TO Blk Stl							
15	DOYLE, Ricky	f	3-7	0-1	3-6	6 5 11	1 9	3 0 1 1	27						
32	SIMMONS, Antravious	f	3-5	0-0	1-1	3 5 8	3 7	2 1 0 2	17						
00	GOODWIN, Brandon	g	6-13	1-6	3-3	0 5 5	2 16	4 6 0 2	26						
05	JOHNSON, Zach	g	6-13	0-4	1-1	2 1 3	2 13	1 1 0 1	31						
11	TERRELL, Christian	g	7-7	2-2	0-0	0 5 5	3 16	1 0 0 0	23						
03	ROGERS, Darnell		0-0	0-0	0-0	0 0 0	0 0	1 0 0 0	6						
20	McADOO, Ryan		0-1	0-0	0-0	0 1 1	0 0	0 2 0 1	2						
21	ERNST, Brady		0-3	0-0	1-2	0 2 2	2 1	1 1 0 1	14						
23	CARLYLE, Christian		1-3	0-0	4-6	4 1 5	5 6	1 2 0 1	18						
30	THOMAS, Brian		1-2	0-0	0-0	0 1 1	1 2	0 0 2 0	11						
31	MERCURIUS, Dinero		5-9	3-7	1-1	0 3 3	0 14	2 1 0 1	23						
33	MAHONEY, Dolan		1-1	0-0	0-0	0 0 0	1 2	0 0 0 0	2						
Team					3 4 7										
Totals			33-64	6-20	14-20	18 30 48	20 86	16 14 3 10	200						

FG % 1st Half: 14-27 51.9% 2nd half: 19-37 51.4% Game: 33-64 51.6%
 3FG % 1st Half: 4-7 57.1% 2nd half: 2-13 15.4% Game: 6-20 30.0%
 FT % 1st Half: 8-10 80.0% 2nd half: 6-10 60.0% Game: 14-20 70.0%

Deadball Rebounds 3,2

Siena 53 • 0-2

#	Player	Total		3-Ptr		Rebounds			PF	TP	A	TO	Blk	Stl	Min
		FG-FGA	FG-FGA	FT-FTA	Off	Def	Tot								
15	Oduro, Prince	f	2-12	0-0	3-6	1	2	3	3	7	2	0	1	0	27
32	Fisher, Evan	f	2-5	0-0	0-0	3	2	5	3	4	0	1	0	0	25
05	Smithen, Kadeem	g	2-5	1-1	0-0	2	4	6	0	5	0	1	0	2	17
21	Shivers, Ahsante	g	2-6	1-2	1-3	2	1	3	2	6	1	2	0	1	25
25	Clareth, Nico	g	3-12	0-5	0-0	0	1	1	3	6	0	4	1	1	23
02	Bentley, Christian		0-0	0-0	1-2	0	0	0	0	1	0	0	0	0	4
11	Huerter, Jr, Thomas		1-1	0-0	0-0	1	3	4	3	2	1	0	0	0	11
12	Diamond, Ben		0-0	0-0	0-0	0	0	0	0	0	0	1	0	0	1
13	Richard, Khalil		4-10	1-3	3-4	1	1	2	1	12	0	2	0	1	26
20	Penn, Roman		0-2	0-1	0-0	1	0	1	0	0	1	0	0	2	7
23	Horn, Jordan		3-7	0-3	0-0	2	1	3	0	6	1	0	0	0	14
34	Degnan, Kevin		0-1	0-0	2-2	0	0	0	0	2	0	1	0	0	4
35	Friday, Sammy		0-2	0-0	2-2	2	0	2	0	2	1	1	2	0	16
Team						2	1	3				1			
Totals			19-63	3-15	12-21	17	16	33	15	53	7	14	4	7	200
FG % 1st Half: 11-32			34.4%	2nd half: 8-31		25.8%	Game: 19-63			30.2%	Deadball Rebounds 4				
3FG % 1st Half: 3-10			30.0%	2nd half: 0-5		0.0%	Game: 3-15			20.0%					
FT % 1st Half: 2-4			50.0%	2nd half: 10-17		58.8%	Game: 12-21			57.1%					



G5 vs. DENVER

Denver 71 • 1-3

#	Player	Total		3-Ptr		Rebounds			PF	TP	A	TO	Blk	Stl	Min
		FG-FGA	FG-FGA	FT-FTA	Off Def Tot	PF	TP	A							
00	Ade Murkey	* 1-3	0-0	0-0	2 2 4	3	2	5	0	1	0	0	0	0	32
02	Joe Rosga	* 4-11	1-7	0-0	0 2 2	0	9	4	4	0	1	0	1	0	37
05	Jake Pemberton	* 5-8	3-4	2-2	0 3 3	2	15	1	3	0	1	0	1	0	36
11	Jake Krafka	* 3-5	0-2	0-0	1 1 2	4	6	1	4	0	0	0	0	0	19
44	Daniel Amigo	* 7-13	1-3	3-6	2 8 10	5	18	2	2	0	1	0	1	0	29
03	Elvin Rodriguez	1-4	0-1	5-7	0 1 1	2	7	0	1	0	0	0	0	0	11
10	Jake Holtzmann	0-1	0-1	0-0	0 1 1	0	0	1	0	0	0	0	0	0	4
24	Christian Mackey	5-6	0-0	0-0	3 3 6	4	10	0	1	0	0	0	0	0	17
32	Abiola Akintola	2-4	0-0	0-1	1 1 2	2	4	0	0	0	2	0	0	0	15
Team					3 0 3										
Totals		28-55	5-18	10-16	12 22 34	22	71	14	16	1	5	0	0	0	200

FG % 1st Half: 13-24 54.2% 2nd half: 15-31 48.4% Game: 28-55 50.9% Deadball Rebounds 2
3FG % 1st Half: 3-10 30.0% 2nd half: 2-8 25.0% Game: 5-18 27.8%
FT % 1st Half: 3-7 42.9% 2nd half: 7-9 77.8% Game: 10-16 62.5%

FGCU 79 • 3-2

#	Player	Total		3-Ptr		Rebounds			PF	TP	A	TO	Blk	Stl	Min
		FG-FGA	FG-FGA	FT-FTA	Off Def Tot	PF	TP	A							
00	GOODWIN, Brandon	* 5-12	3-9	3-4	0 4 4	1	16	3	2	0	1	0	1	0	34
05	JOHNSON, Zach	* 5-9	3-5	7-9	0 2 2	3	20	1	1	0	4	0	1	0	31
11	TERRELL, Christian	* 5-11	2-6	4-5	0 4 4	0	16	5	4	0	0	0	0	0	33
15	DOYLE, Ricky	* 0-0	0-0	1-2	0 2 2	4	1	1	1	1	2	0	1	0	13
32	SIMMONS, Antravious	* 2-4	0-0	0-0	0 1 1	3	4	0	0	1	0	0	0	0	14
03	ROGERS, Darnell	0-3	0-2	0-0	1 0 1	1	0	3	0	0	0	0	0	0	13
13	SCOTT Jr, RaySean	7-8	0-0	1-1	5 3 8	2	15	0	0	1	0	0	0	0	26
21	ERNST, Brady	1-2	0-0	2-2	1 0 1	1	4	0	0	1	1	0	1	0	18
23	CARLYLE, Christian	1-5	1-2	0-0	1 0 1	2	3	3	1	0	0	0	0	0	18
31	MERCURIUS, Dinero	0-0	0-0	0-0	0 0 0	0	0	0	0	0	0	0	0	0	0+
Team					1 3 4										
Totals		26-54	9-24	18-23	9 19 28	17	79	16	9	4	8	0	0	0	200

FG % 1st Half: 14-28 50.0% 2nd half: 12-26 46.2% Game: 26-54 48.1% Deadball Rebounds 2
3FG % 1st Half: 5-15 33.3% 2nd half: 4-9 44.4% Game: 9-24 37.5%
FT % 1st Half: 2-4 50.0% 2nd half: 16-19 84.2% Game: 18-23 78.3%

Officials: Landon Brandes (R), Christopher Merlo, Kenny Totten

Technical fouls: Denver-None. FGCU-None.

Attendance: 3517

Homewood Suites FGCU Shootout: Game 2

FGCU Ranked #13 In CollegeInsider.com Mid Major Top 25

Score by periods	1st	2nd	Total
Denver	32	39	71
FGCU	35	44	79

Points	In Paint	Off T/O	2nd Chance	Fast Break	Bench
DENMBB	32	7	14	2	21
FGCU	35	24	11	7	22

Last FG - DENMBB 2nd-00:22, FGCU 2nd-00:13.
Largest lead - DENMBB by 4 1st-16:35, FGCU by 10 2nd-00:10.
DENMBB led for 04:06. FGCU led for 29:15. Game was tied for 06:39.

Score tied - 7 times.
Lead changed - 10 times.

G7 vs. ST. FRANCIS BROOKLYN

St. Francis Brooklyn 51 • 1-5

#	Player	Total		3-Ptr		Rebounds			PF	TP	A	TO	Blk	Stl	Min
		FG-FGA	FG-FGA	FT-FTA	Off Def Tot	PF	TP	A							
00	DUNN, Rasheem	* 5-11	0-3	0-0	0 2 2	1	10	1	3	0	1	0	1	0	29
10	SANABRIA, Glenn	* 1-6	0-3	0-0	0 1 1	1	2	1	0	0	1	0	0	0	22
11	NURSE, Josh	* 1-1	0-0	1-2	1 4 5	4	3	2	2	1	0	0	0	0	22
14	JORDAN, Jalen	* 3-8	2-5	1-2	0 1 1	0	9	0	1	0	0	0	0	0	28
33	LASIC, Jago	* 0-1	0-0	0-0	0 1 1	0	0	0	1	0	0	0	0	0	4
02	HAWKINS, Chauncey	0-1	0-1	1-3	0 1 1	2	1	1	1	0	0	0	0	0	15
04	OLAFSSON, Gunnar	1-1	0-0	0-0	0 1 1	1	2	0	1	0	0	0	0	0	4
05	EVANS, Yaradyah	1-4	0-2	2-3	0 4 4	1	4	0	1	0	0	0	0	0	20
13	WILLIAMS, Keon	0-1	0-1	1-2	0 1 1	0	1	0	0	0	0	0	0	0	6
15	NICHOLAS, Josh	2-5	0-2	0-0	0 0 0	1	4	0	0	1	1	0	0	0	17
20	JOHNSON, Cori	3-7	0-0	2-4	1 3 4	1	8	0	1	0	0	0	0	0	18
23	PORTER, Darelle	2-6	2-4	1-2	1 1 2	5	7	0	2	1	2	0	1	0	13
24	HARRIS, Sam	0-0	0-0	0-0	0 0 0	0	0	0	0	0	0	0	0	0	1
40	BECKFORD, Bryant	0-0	0-0	0-0	0 0 0	0	0	0	0	0	0	0	0	0	1
Team					1 2 3										
Totals		19-52	4-21	9-18	4 22 26	17	51	5	14	3	6	0	0	0	200

FG % 1st Half: 7-26 26.9% 2nd half: 12-26 46.2% Game: 19-52 36.5% Deadball Rebounds 7
3FG % 1st Half: 0-11 0.0% 2nd half: 4-10 40.0% Game: 4-21 19.0%
FT % 1st Half: 4-7 57.1% 2nd half: 5-11 45.5% Game: 9-18 50.0%

FGCU 75 • 5-2

#	Player	Total		3-Ptr		Rebounds			PF	TP	A	TO	Blk	Stl	Min
		FG-FGA	FG-FGA	FT-FTA	Off Def Tot	PF	TP	A							
00	GOODWIN, Brandon	* 2-13	1-4	0-0	0 4 4	1	5	2	2	0	0	0	0	0	27
05	JOHNSON, Zach	* 3-12	0-1	2-2	0 4 4	0	8	3	1	0	3	0	0	0	28
11	TERRELL, Christian	* 7-10	2-2	4-4	1 2 3	0	20	0	2	0	0	0	0	0	30
13	SCOTT Jr, RaySean	* 3-3	0-0	1-1	2 8 10	2	7	2	0	1	0	0	0	0	19
15	DOYLE, Ricky	* 5-7	0-0	0-0	1 1 2	3	10	3	1	0	1	0	0	0	18
02	KO, Joshua	0-1	0-0	0-0	0 0 0	0	0	0	0	0	0	0	0	0	4
03	ROGERS, Darnell	1-2	0-0	1-2	0 0 0	1	3	1	3	0	0	0	0	0	12
20	McADOO, Ryan	0-0	0-0	0-2	0 1 1	0	0	0	1	0	0	0	0	0	2
21	ERNST, Brady	0-1	0-0	3-4	0 0 0	1	3	0	0	0	0	0	0	0	19
23	CARLYLE, Christian	1-3	0-0	2-2	0 3 3	3	4	2	0	0	0	0	0	0	19
32	SIMMONS, Antravious	7-9	0-0	1-2	4 3 7	4	15	2	1	0	0	0	0	0	20
33	MAHONEY, Dolan	0-0	0-0	0-0	0 0 0	0	0	0	0	0	0	0	0	0	2
Team					4 5 9										
Totals		29-61	3-7	14-19	12 31 43	15	75	15	11	1	4	0	0	0	200

FG % 1st Half: 15-35 42.9% 2nd half: 14-26 53.8% Game: 29-61 47.5% Deadball Rebounds 3
3FG % 1st Half: 2-6 33.3% 2nd half: 1-1 100.0% Game: 3-7 42.9%
FT % 1st Half: 3-4 75.0% 2nd half: 11-15 73.3% Game: 14-19 73.7%

Officials: Landon Brandes (R), Steven Anderson, Andy Nagy

Technical fouls: St. Francis Brooklyn-None. FGCU-None.

Attendance: 2929

Homewood Suites FGCU Shootout: Game 6

FGCU Ranked #13 In CollegeInsider.com Top 25

Score by periods	1st	2nd	Total
St. Francis Brooklyn	18	33	51
FGCU	35	40	75

Points	In Paint	Off T/O	2nd Chance	Fast Break	Bench
SFBK	24	8	3	7	27
FGCU	48	11	16	13	25

Last FG - SFBK 2nd-01:03, FGCU 2nd-03:39.
Largest lead - SFBK None, FGCU by 28 2nd-02:44.
SFBK led for 00:00. FGCU led for 39:04. Game was tied for 00:56.

Score tied - 0 times.
Lead changed - 0 times.

G6 vs. NAVY

Navy 54 • 4-3

#	Player	Total		3-Ptr		Rebounds			PF	TP	A	TO	Blk	Stl	Min
		FG-FGA	FG-FGA	FT-FTA	Off Def Tot	PF	TP	A							
01	Lacey, Tom	* 3-5	0-0	4-5	0 3 3	3	10	0	2	0	0	0	0	0	21
02	Abdullah, Hasan	* 1-6	1-4	1-2	0 2 2	3	4	1	4	0	2	0	0	0	28
14	Dulin, Bryce	* 6-13	1-5	0-1	3 1 4	2	13	1	1	0	0	0	0	0	32
20	Anderson, Shawn	* 5-11	0-2	3-4	0 4 4	2	13	1	1	0	0	0	0	0	29
40	Wleck, Evan	* 2-3	0-0	0-0	2 1 3	2	4	0	1	0	0	0	0	0	24
00	Fox, Nourse	0-2	0-1	0-0	1 0 1	1	0	0	0	0	0	0	0	0	1
05	Pearson, Ryan	0-3	0-2	0-0	0 0 0	1	0	0	0	0	0	0	0	0	7
10	Mathis, JR	0-1	0-1	0-0	0 0 0	0	0	0	0	0	0	0	0	0	4
21	Kiernan, George	0-7	0-2	0-0	3 1 4	0	0	0	1	0	0	0	0	0	19
22	Davis, Cam	0-3	0-1	0-0	0 0 0	0	0	0	0	0	0	0	0	0	12
23	Lewis, Mo	2-2	0-0	4-4	0 0 0	1	8	0	0	0	0	0	0	0	1
41	Riemersma, Tyler	1-2	0-0	0-0	0 0 0	0	2	0	0	0	0	0	0	0	1
Team					1 3 4										
Totals		20-58	2-18	12-16	10 15 25	15	54	3	10	0	8	0	0	0	200

FG % 1st Half: 10-32 31.3% 2nd half: 10-26 38.5% Game: 20-58 34.5% Deadball Rebounds 1
3FG % 1st Half: 2-11 18.2% 2nd half: 0-7 0.0% Game: 2-1



G9 vs. MIDDLE TENNESSEE

Middle Tennessee 81 • 5-1

#	Player	Total		3-Ptr		Rebounds			PF	TP	A	TO	Blk	Stl	Min
		FG-FGA	FG-FGA	FT-FTA	FT-FTA	Off	Def	Tot							
01	WALTERS, Brandon	f	4-6	0-0	4-5	2	2	4	2	12	1	3	1	0	29
05	KING, Nick	f	11-21	0-1	10-14	4	7	11	1	32	4	2	0	0	37
00	DIXON, Tyrik	g	1-3	1-1	1-1	0	7	7	4	4	3	1	0	0	28
11	SIMPSON, Edward	g	0-4	0-3	0-0	0	1	1	2	0	2	2	1	1	26
20	POTTS, Giddy	g	4-13	2-7	0-0	2	1	3	4	10	3	3	0	4	26
03	SIMS, Donovan		0-0	0-0	0-0	0	1	1	0	0	0	1	0	0	4
04	HAWTHORNE, James		1-1	0-0	0-0	0	0	0	4	2	0	1	0	0	4
12	SHELTON-SZMIDT, Th.		2-4	1-2	0-0	1	2	3	1	5	0	0	0	0	10
21	SIMMONS, David		4-6	0-1	3-4	3	2	5	5	11	1	3	0	1	26
25	GAMBLE, Karl		2-2	0-0	1-1	0	1	1	0	5	0	2	0	0	10
Team						3	3	6							
Totals			29-60	4-15	19-25	15	27	42	23	81	14	18	2	6	200

FG % 1st Half: 13-31 41.9% 2nd half: 16-29 55.2% Game: 29-60 48.3% Deadball Rebounds 1
 3FG % 1st Half: 2-6 33.3% 2nd half: 2-9 22.2% Game: 4-15 26.7%
 FT % 1st Half: 6-9 66.7% 2nd half: 13-16 81.3% Game: 19-25 76.0%

FGCU 76 • 6-3

#	Player	Total		3-Ptr		Rebounds			PF	TP	A	TO	Blk	Stl	Min
		FG-FGA	FG-FGA	FT-FTA	FT-FTA	Off	Def	Tot							
32	SIMMONS, Antravious	f	2-5	0-0	0-0	0	4	4	5	4	0	2	0	0	25
00	GOODWIN, Brandon	g	8-17	3-7	7-9	2	4	6	1	26	3	1	0	2	38
05	JOHNSON, Zach	g	2-7	0-1	3-4	0	2	2	4	7	4	3	0	2	23
11	TERRELL, Christian	g	2-4	0-1	3-5	1	7	8	2	7	5	2	0	2	31
23	CARLYLE, Christian	g	6-9	0-1	6-7	1	1	2	5	18	0	2	0	2	37
03	ROGERS, Darnell		0-1	0-1	0-0	0	0	0	0	0	0	0	0	0	2
13	SCOTT Jr, RaySean		0-0	0-0	0-0	2	1	3	4	0	2	2	1	0	10
21	ERNST, Brady		1-1	0-0	0-1	0	0	0	1	2	0	0	0	0	11
31	MERCURIUS, Dinero		4-8	4-6	0-1	1	0	1	0	12	0	3	0	0	23
Team						0	2	2							
Totals			25-52	7-17	19-27	7	21	28	22	76	14	15	1	8	200

FG % 1st Half: 12-24 50.0% 2nd half: 13-28 46.4% Game: 25-52 48.1% Deadball Rebounds 1
 3FG % 1st Half: 2-6 33.3% 2nd half: 5-11 45.5% Game: 7-17 41.2%
 FT % 1st Half: 8-9 88.9% 2nd half: 14-21 66.7% Game: 19-27 70.4%

Officials: Jason Baker (R), Mick Fieldbinder, Christopher Ford
 Technical fouls: Middle Tennessee-None. FGCU-None.
 Attendance: 3931
 FGCU Ranked #13 CollegeInsider.com Mid-Major Top 25

Score by periods	1st	2nd	Total
Middle Tennessee	34	47	81
FGCU	31	45	76

Last FG - MT 2nd-01:48, FGCU 2nd-01:35.
 Largest lead - MT by 16 2nd-11:58, FGCU by 12 1st-15:43.
 MT led for 27:57, FGCU led for 11:33. Game was tied for 00:30.

Score tied - 1 time.
 Lead changed - 3 times.

G11 @ rv UT ARLINGTON

FGCU 85 • 7-4

#	Player	Total		3-Ptr		Rebounds			PF	TP	A	TO	Blk	Stl	Min
		FG-FGA	FG-FGA	FT-FTA	FT-FTA	Off	Def	Tot							
00	GOODWIN, Brandon	*	7-17	1-3	8-9	2	3	5	2	23	8	3	0	2	36
05	JOHNSON, Zach	*	5-12	1-5	2-5	0	5	5	3	13	2	8	0	2	36
11	TERRELL, Christian	*	6-8	4-5	0-0	1	4	5	1	16	3	4	0	1	38
13	SCOTT Jr, RaySean	*	1-2	0-1	2-2	1	3	4	4	0	1	1	1	1	17
32	SIMMONS, Antravious	*	1-3	0-0	0-0	1	3	4	3	2	0	1	0	0	10
15	DOYLE, Ricky		2-2	0-0	0-0	2	0	2	4	4	1	0	0	1	15
21	ERNST, Brady		0-0	0-0	0-0	0	4	4	2	0	0	0	0	0	13
23	CARLYLE, Christian		2-2	1-1	2-2	0	0	0	3	7	0	3	0	1	16
31	MERCURIUS, Dinero		4-5	3-4	5-5	0	1	1	1	16	0	2	0	1	19
Team						2	0	2							
Totals			28-51	10-19	19-23	9	23	32	23	85	14	24	1	9	200

FG % 1st Half: 14-27 51.9% 2nd half: 14-24 58.3% Game: 28-51 54.9% Deadball Rebounds 1
 3FG % 1st Half: 6-11 54.5% 2nd half: 4-8 50.0% Game: 10-19 52.6%
 FT % 1st Half: 3-5 60.0% 2nd half: 16-18 88.9% Game: 19-23 82.6%

rv UT Arlington 78 • 7-3

#	Player	Total		3-Ptr		Rebounds			PF	TP	A	TO	Blk	Stl	Min
		FG-FGA	FG-FGA	FT-FTA	FT-FTA	Off	Def	Tot							
25	Hervey, Kevin	f	8-18	4-6	5-9	4	6	10	2	25	3	6	1	1	34
13	Hamilton, Johnny	c	4-6	0-0	2-2	2	4	6	2	10	1	0	0	0	17
01	Neal, Erick	g	4-11	4-10	3-4	0	2	2	3	15	5	1	0	4	25
03	Hawkins, Nathan	g	4-8	1-3	1-1	1	0	1	3	10	3	2	0	2	35
05	Wilson, Kaelon	g	4-7	2-3	0-0	1	1	2	1	10	0	6	0	0	34
02	Bryant, DJ		0-0	0-0	0-0	0	0	0	1	0	2	2	0	1	15
04	Turner, Davion		1-3	0-2	0-0	1	1	2	1	2	0	1	1	0	13
20	Harris, Julian		2-3	0-0	2-3	0	1	1	4	6	0	1	0	0	14
22	Kabadyundi, Link		0-0	0-0	0-0	0	2	2	1	0	1	0	0	0	7
23	Clarke, Mairega		0-1	0-1	0-0	0	0	0	0	0	0	0	0	0	6
Team						2	0	2							
Totals			27-57	11-25	13-19	11	17	28	18	78	14	21	2	8	200

FG % 1st Half: 12-28 42.9% 2nd half: 15-29 51.7% Game: 27-57 47.4% Deadball Rebounds 2
 3FG % 1st Half: 5-12 41.7% 2nd half: 6-13 46.2% Game: 11-25 44.0%
 FT % 1st Half: 3-4 75.0% 2nd half: 10-15 66.7% Game: 13-19 68.4%

Officials: Brent Dugas, Coy Gammon, John Dillon
 Technical fouls: FGCU-GOODWIN, Brandon. rv UT Arlington-Hervey, Kevin;
 Hamilton, Johnny; Turner, Davion.
 Attendance: 2635

Score by periods	1st	2nd	Total
FGCU	37	48	85
rv UT Arlington	32	46	78

Last FG - FGCU 2nd-00:51, UT 2nd-00:13.
 Largest lead - FGCU by 19 2nd-10:01, UT by 7 1st-11:24.
 FGCU led for 28:02, UT led for 08:21. Game was tied for 03:30.

Score tied - 3 times.
 Lead changed - 6 times.

#DunkCity

G10 vs. FAU

FAU 92 • 5-3

#	Player	Total		3-Ptr		Rebounds			PF	TP	A	TO	Blk	Stl	Min
		FG-FGA	FG-FGA	FT-FTA	FT-FTA	Off	Def	Tot							
05	Phister, William	f	0-2	0-0	0-0	3	1	4	5	0	1	1	0	0	16
15	Ingram, Jaily	f	2-7	0-1	5-8	3	4	7	3	9	0	1	2	1	35
33	Delph, Ronald	c	8-14	0-0	3-5	2	6	8	3	19	1	0	2	0	34
03	Adger, Anthony	g	3-7	1-3	3-3	1	1	2	2	10	2	1	0	0	21
14	Troutman, Gerdarius	g	4-10	3-6	3-3	0	3	3	1	14	0	1	0	2	32
00	Hulsey, Payton		7-13	1-2	4-5	1	3	4	3	19	3	0	0	1	27
01	Perry, Je'Quan		0-0	0-0	0-0	0	0	0	0	0	0	0	0	0	3
02	Massey, Justin		5-10	4-9	7-9	0	0	0	1	21	1	2	0	0	29
32	Smith, Amir		0-1	0-0	0-0	0	1	1	2	0	0	1	0	0	3
Team						3	5	8							
Totals			29-64	9-21	25-33	13	24	37	20	92	8	7	4	4	200

FG % 1st Half: 11-32 34.4% 2nd half: 18-32 56.3% Game: 29-64 45.3% Deadball Rebounds 3
 3FG % 1st Half: 3-8 37.5% 2nd half: 6-13 46.2% Game: 9-21 42.9%
 FT % 1st Half: 9-12 75.0% 2nd half: 16-21 76.2% Game: 25-33 75.8%

FGCU 88 • 6-4

#	Player	Total		3-Ptr		Rebounds			PF	TP	A	TO	Blk	Stl	Min
		FG-FGA	FG-FGA	FT-FTA	FT-FTA	Off	Def	Tot							
21	ERNST, Brady	f	0-1	0-0	0-0	1	0	1	0	0	0	0	0	0	3
32	SIMMONS, Antravious	f	5-9	0-0	3-4	1	5	6	5	13	1	1	1	0	24
00	GOODWIN, Brandon	g	10-20	0-2	3-5	4	7	11	2	23	4	0	0	0	37
05	JOHNSON, Zach	g	4-9	0-1	4-6	0	0	0	3	12	0	1	1	1	30
11	TERRELL, Christian	g	4-7	3-3	3-4	1	3	4	3	14	1	1	0	0	28
13	SCOTT Jr, RaySean		2-4	0-1	0-0	1	4	5	3	4	1	0	0	0	13
15	DOYLE, Ricky		1-3	0-0	1-3	3	2	5	2	3	1	2	1	0	16
23	CARLYLE, Christian		3-7	0-1	0-0	0	2	2	2	6	0	1	0	2	25
31	MERCURIUS, Dinero		5-7	3-4	0-0	0	1	1	3	13	0	2	0	1	24
Team						2	3	5							
Totals			34-67	6-12	14-22	13	27	40	23	88	8	8	3	4	200

FG % 1st Half: 18-33 54.5% 2nd half: 16-34 47.1% Game: 34-67 50

G13 @ FIU

FGCU 88 • 7-6

#	Player	*	Total		3-Ptr		Rebounds			PF	TP	A	TO	Blk	Stl	Min
			FG-FGA	FG-FGA	FT-FTA	Off	Def	Tot								
00	GOODWIN, Brandon	*	8-14	2-6	6-10	4	5	9	2	24	8	5	0	2	38	
05	JOHNSON, Zach	*	3-9	2-6	4-4	0	2	2	5	12	3	3	0	1	35	
11	TERRELL, Christian	*	5-14	5-11	3-4	0	7	7	4	18	1	4	1	0	32	
24	GILMORE, Michael	*	1-3	0-2	0-0	0	4	4	5	2	1	3	2	0	17	
32	SIMMONS, Antravious	*	4-5	0-0	4-7	3	5	8	4	12	3	2	0	0	25	
13	SCOTT Jr, RaySean	*	3-5	0-0	2-2	4	5	9	4	8	0	0	0	1	22	
15	DOYLE, Ricky	*	0-0	0-0	0-0	0	1	1	0	0	0	1	0	0	2	
21	ERNST, Brady	*	2-3	0-0	0-0	0	1	1	3	4	0	0	1	1	10	
31	MERCURIUS, Dinero	*	3-8	2-7	0-0	2	0	2	2	8	1	0	0	0	19	
Team						0	0	0								
Totals			29-61	11-32	19-27	13	30	43	29	88	17	19	4	5	200	
FG % 1st Half: 14-23 60.9%		2nd half: 15-38 39.5%		Game: 29-61 47.5%		Deadball Rebounds 6										
3FG % 1st Half: 6-12 50.0%		2nd half: 5-20 25.0%		Game: 11-32 34.4%												
FT % 1st Half: 9-10 90.0%		2nd half: 10-17 58.8%		Game: 19-27 70.4%												

FIU 91 • 6-6

#	Player		Total		3-Ptr		Rebounds			PF	TP	A	TO	Blk	Stl	Min
			FG-FGA	FG-FGA	FT-FTA	Off	Def	Tot								
03	JACOB, Trejon	*	13-19	7-11	5-11	0	2	2	3	38	0	4	0	2	34	
04	BEARD JR., Brian	*	8-16	0-3	8-13	1	5	6	4	24	7	2	0	5	35	
05	LOCKETT, Eric	*	2-7	1-1	6-6	2	3	5	1	11	4	1	0	2	38	
10	HUSSEIN, Hassan	*	2-5	0-1	0-0	0	3	3	4	4	0	1	0	0	21	
32	HARVEY, Jay	*	1-1	0-0	0-2	1	0	1	0	2	0	1	0	0	27	
01	BANKS, Isaiah		0-0	0-0	0-0	0	0	0	0	0	0	0	0	0	3	
02	VEIRA, Cordell		0-1	0-1	1-2	0	0	0	3	1	1	0	0	0	5	
23	WHITAKER, Ronald		0-0	0-0	0-0	0	0	0	1	0	0	1	0	0	5	
31	DOUGLAS, Michael		0-2	0-0	7-10	0	4	4	1	7	0	0	1	0	20	
34	OSAGHAE, Osasumwen		1-1	0-0	2-2	0	2	2	3	4	0	0	1	1	12	
Team																
Totals				27-52	8-17	29-46	7	21	28	20	91	12	11	2	10	200
FG % 1st Half: 14-26 53.8%			2nd half: 13-26 50.0%			Game: 27-52 51.9%			Deadball Rebound 5							
3FG % 1st Half: 5-8 62.5%			2nd half: 3-9 33.3%			Game: 8-17 47.1%										
FT % 1st Half: 7-8 87.5%			2nd half: 22-38 57.9%			Game: 29-46 63.0%										

Officials: Rick Crawford, Kevin Mathis, Tommy Short
Technical fouls: FGCU-None. FIU-None.
Attendance: 509

Score by periods	1st	2nd	Total
FGCU	43	45	88
FIU	40	51	91

Points	In Paint	Off T/O	2nd Chance	Fast Break	Bench
FGCU	34	10	12	15	20
FIU	26	23	7	14	12

Last FG - FGCU 2nd-00:05, FIU 2nd-01:14.
Largest lead - FGCU by 11 2nd-15:31, FIU by 9 2nd-06:39.
FGCU led for 16:37, FIU led for 20:09. Game was tied for 03:14.

Score tied - 8 times.
Lead changed - 7 times.

This was the first time in Division-I program history (since 2007-08) FGCU lost when having at least a +15 advantage on the glass (43-28).

G15 @ rv RHODE ISLAND

FGCU 60 • 7-8

#	Player		Total		3-Ptr		Rebounds					PF	TP	A	TO	Blk	Stl	Min
			FG	FGA	FG	FGA	FT	FTA	Off	Def	Tot							
32	SIMMONS, Antravious	f	6-10	0-0	2-3		1	1	2	0	14	0	2	0	0	0	20	
00	GOODWIN, Brandon	g	3-9	0-2	4-5		1	3	4	2	10	2	1	0	0	0	33	
05	JOHNSON, Zach	g	3-9	0-2	0-0		1	1	2	3	6	1	1	0	1	1	31	
13	SCOTT Jr, RaySean	g	4-5	1-2	1-1		1	2	3	4	10	0	1	0	0	0	23	
23	CARLYLE, Christian	g	0-2	0-0	0-0		1	1	2	0	0	1	1	0	1	1	10	
03	ROGERS, Darnell		0-1	0-0	0-0		0	1	1	1	0	0	1	0	0	0	7	
11	TERRELL, Christian		3-5	1-1	0-0		0	4	4	0	7	1	4	0	1	24		
15	DOYLE, Ricky		3-4	0-0	3-3		0	2	2	0	9	1	0	0	0	0	18	
21	ERNST, Brady		1-1	0-0	0-0		0	1	1	2	2	0	0	0	0	0	8	
24	GILMORE, Michael		1-3	0-0	0-0		2	3	5	4	2	1	2	0	0	0	10	
31	MERCURIUS, Dinero		0-3	0-2	0-0		1	2	3	1	0	2	0	0	0	0	16	
Team							0	0	0									
Totals				24-52	2-9		10-12	8	21	29	17	60	9	13	0	3	200	
FG % 1st Half: 12-21 57.1%			2nd half: 12-31 38.7%		Game: 24-52 46.2%		Deadball Rebounds 1											
3FG % 1st Half: 2-4 50.0%			2nd half: 0-5 0.0%		Game: 2-9 22.2%													
FT % 1st Half: 6-8 75.0%			2nd half: 4-4 100.0		Game: 10-12 83.3%													

rv Rhode Island 80 • 8-3

#	Player		Total		3-Ptr		Rebounds					PF	TP	A	TO	Blk	Stl	Min
			FG-FGA	FG-FGA	FT-FTA	Off	Def	Tot										
34	BERRY, Andre	f	5-9	0-0	0-0	1	0	1	2	10	1	0	2	0	25			
00	MATTHEWS, E.C.	g	5-9	3-6	7-8	2	4	6	0	20	1	1	0	2	28			
11	DOWTIN, Jeff	g	3-5	2-3	3-4	0	3	3	3	11	6	1	1	0	29			
13	ROBINSON, Stanford	g	6-11	2-5	0-0	2	5	7	3	14	1	1	0	1	24			
32	TERRELL, Jared	g	5-10	2-7	6-6	0	4	4	1	18	6	1	0	0	32			
01	GARRETT, Jarvis	g	1-2	1-2	0-0	0	1	1	2	3	2	1	0	1	17			
02	RUSSELL, Fatts	g	1-3	0-2	0-0	0	2	2	0	2	0	0	0	1	14			
04	LEVITON, Will	g	0-0	0-0	0-0	0	0	0	0	0	0	0	0	0	1			
05	PRESTON, Ryan	g	0-0	0-0	0-0	0	0	0	1	0	0	0	0	0	2			
10	LANGEVINE, Cyril	g	1-3	0-0	0-3	2	1	3	4	2	0	0	1	0	13			
15	DADIKA, Eric	g	0-1	0-0	0-0	0	0	0	0	0	0	0	0	1	2			
21	LAYSARD, Mike	g	0-1	0-0	0-0	0	1	1	0	0	0	0	0	0	2			
45	AKELE, Nicola	g	0-2	0-1	0-0	0	0	0	1	0	0	0	0	0	11			
Team						3	0	3										
Totals			27-56	10-26	16-21	10	21	31	17	80	17	5	4	6	200			
FG % 1st Half: 13-31 41.9%			2nd half: 14-25 56.0%			Game: 27-56 48.2%			Deadball Rebounds 3									
3FG % 1st Half: 6-17 35.3%			2nd half: 4-9 44.4%			Game: 10-26 38.5%												
FT % 1st Half: 6-10 60.0%			2nd half: 10-11 90.9%			Game: 16-21 76.2%												

Officials: Michael Stephens, John Gaffney, Evan Burroughs
Technical fouls: FGCU-None. rv Rhode Island-None.
Attendance: 5347

Score by periods	1st	2nd	Total
FGCU	32	28	60
rv Rhode Island	38	42	80

Last FG - FGCU 2nd-01:48, URI 2nd-00:38.
Largest lead - FGCU by 4 1st-03:15, URI by 23 2nd-02:12.
FGCU led for 03:50, URI led for 29:11. Game was tied for 06:58.

Score tied - 8 times.
Lead changed - 7 times.

G14 @ #11 WICHITA STATE

FGCU 65 • 7-7

#	Player		Total		3-Ptr		Rebounds			PF	TP	A	TO	Blk	Stl	Min	
			FG	FGA	FG	FGA	FT	FTA	Off								Def
24	GILMORE, Michael	f	1-7	1-4	0-0		3	4	7	4	3	0	2	2	2	18	
32	SIMMONS, Antravious	r	0-1	0-0	0-0		2	3	5	2	0	1	0	0	1	19	
00	GOODWIN, Brandon	g	9-21	1-6	1-2		3	5	8	2	20	3	3	0	1	38	
05	JOHNSON, Zach	g	6-17	5-7	2-4		1	3	4	1	19	2	2	0	1	37	
11	TERRELL, Christian	g	2-4	1-2	0-0		0	1	1	3	5	1	2	0	0	18	
21	SCOTT Jr, RaySean		2-4	0-1	2-2		2	1	3	4	6	1	3	2	0	14	
15	DOYLE, Ricky		2-4	0-0	1-2		1	3	4	2	5	1	1	2	1	19	
13	ERNST, Brady		1-1	0-0	0-0		0	2	2	0	2	0	0	0	0	11	
23	CARLYLE, Christian		2-6	1-1	0-0		1	1	2	5	5	0	2	0	1	16	
31	MERCURIUS, Dinero		0-3	0-1	0-0		0	1	1	0	0	1	0	0	1	10	
Team							1	1	2								
Totals				25-68	9-22		6-10	14	25	39	23	65	10	15	6	8	200
FG % 1st Half: 12-33			36.4%	2nd half: 13-35	37.1%	Game: 25-68			36.8%	Deadball Rebounds							
3FG % 1st Half: 7-14			50.0%	2nd half: 2-8	25.0%	Game: 9-22			40.9%	1							
FT % 1st Half: 2-3			66.7%	2nd half: 4-7	57.1%	Game: 6-10			60.0%								



2017-18 #DunkCity Basketball
FGCU Combined Team Statistics (as of Dec 27, 2017)
All games



RECORD:	OVERALL	HOME	AWAY	NEUTRAL
ALL GAMES	7-8	5-3	2-5	0-0
CONFERENCE	0-0	0-0	0-0	0-0
NON-CONFERENCE	7-8	5-3	2-5	0-0

#	Player	gp-gs	min	avg	Total		3-Point		F-Throw		Rebounds				pf	dq	a	to	blk	stl	pts	avg
					fg-fga	fg%	3fg-fga	3fg%	ft-fa	ft%	off	def	tot	avg								
00	GOODWIN, Brandon	15-14	501	33.4	89-211	.422	18-72	.250	78-101	.772	20	60	80	5.3	22	0	69	44	1	16	274	18.3
05	JOHNSON, Zach	15-15	475	31.7	66-167	.395	20-65	.308	47-62	.758	8	39	47	3.1	32	1	39	39	2	31	199	13.3
11	TERRELL, Christian	15-14	440	29.3	74-131	.565	32-58	.552	18-24	.750	13	71	84	5.6	24	0	32	30	8	7	198	13.2
31	MERCURIUS, Dinero	12-2	219	18.3	31-73	.425	24-57	.421	9-10	.900	5	12	17	1.4	17	0	7	12	0	5	95	7.9
32	SIMMONS, Antravious	15-10	279	18.6	47-73	.644	0-0	.000	16-25	.640	29	43	72	4.8	45	3	16	18	3	7	110	7.3
23	CARLYLE, Christian	13-3	270	20.8	28-66	.424	5-11	.455	23-29	.793	15	20	35	2.7	38	4	14	15	3	11	84	6.5
13	SCOTT Jr, RaySean	13-5	207	15.9	32-48	.667	1-8	.125	15-16	.938	24	39	63	4.8	41	0	9	11	9	4	80	6.2
15	DOYLE, Ricky	14-8	226	16.1	34-57	.596	0-2	.000	12-20	.600	20	31	51	3.6	32	1	15	18	9	9	80	5.7
24	GILMORE, Michael	4-3	72	18.0	7-22	.318	1-7	.143	2-3	.667	5	15	20	5.0	16	1	4	7	4	3	17	4.3
30	THOMAS, Brian	2-0	19	9.5	2-3	.667	0-0	.000	1-2	.500	3	3	6	3.0	1	0	0	1	2	0	5	2.5
21	ERNST, Brady	15-1	169	11.3	12-20	.600	0-0	.000	7-17	.412	7	29	36	2.4	18	0	3	3	3	4	31	2.1
03	ROGERS, Darnell	10-0	85	8.5	6-16	.375	4-10	.400	2-4	.500	1	1	2	0.2	6	0	5	10	0	2	18	1.8
02	KO, Joshua	4-0	12	3.0	2-8	.250	1-2	.500	0-0	.000	1	1	2	0.5	0	0	0	0	0	1	5	1.3
33	MAHONEY, Dolan	5-0	15	3.0	2-3	.667	0-1	.000	0-0	.000	2	0	2	0.4	2	0	1	0	0	1	4	0.8
20	McADOO, Ryan	5-0	11	2.2	0-3	.000	0-0	.000	1-4	.250	0	3	3	0.6	0	0	0	3	0	2	1	0.2
Team											24	25	49		1		6					
Total.....		15	3000		432-901	.479	106-293	.362	231-317	.729	177	392	569	37.9	295	10	214	217	44	103	1201	80.1
Opponents.....		15	3000		394-889	.443	103-304	.339	234-339	.690	159	335	494	32.9	283	-	189	200	48	101	1125	75.0

TEAM STATISTICS	FGCU	OPP
SCORING	1201	1125
Points per game	80.1	75.0
Scoring margin	+5.1	-
FIELD GOALS-ATT	432-901	394-889
Field goal pct	.479	.443
3 POINT FG-ATT	106-293	103-304
3-point FG pct	.362	.339
3-pt FG made per game	7.1	6.9
FREE THROWS-ATT	231-317	234-339
Free throw pct	.729	.690
F-Throws made per game	15.4	15.6
REBOUNDS	569	494
Rebounds per game	37.9	32.9
Rebounding margin	+5.0	-
ASSISTS	214	189
Assists per game	14.3	12.6
TURNOVERS	217	200
Turnovers per game	14.5	13.3
Turnover margin	-1.1	-
Assist/turnover ratio	1.0	0.9
STEALS	103	101
Steals per game	6.9	6.7
BLOCKS	44	48
Blocks per game	2.9	3.2
ATTENDANCE	28143	31841
Home games-Avg/Game	8-3518	7-4549
Neutral site-Avg/Game	-	0-0

Date	Opponent		Score	Att.
11/11/17	ILLINOIS STATE	w	98-87	4335
11/13/17	at Siena	w	86-53	5387
11/18/17	at Bowling Green	L	80-83	2440
11/21/17	at Middle Tennessee	L	72-85	5017
^ 11/24/17	DENVER	w	79-71	3517
^ 11/25/17	NAVY	w	70-54	3597
^ 11/26/17	ST. FRANCIS BROOKLYN	w	75-51	2929
^ 11/29/17	WEBBER INTERNATIONAL	w	115-61	3100
12/2/17	MIDDLE TENNESSEE	L	76-81	3931
12/5/17	FAU	L	88-92	3418
12/9/17	at rv UT Arlington	w	85-78	2635
12/16/17	ORAL ROBERTS	L	64-83	3316
12/19/17	at FIU	L	88-91	509
12/22/17	at #11 Wichita State	L	65-75	10506
12/27/17	at rv Rhode Island	L	60-80	5347

^ Homewood Suites FGCU Shootout (Alico Arena)

Score by Periods	1st	2nd	Totals
FGCU	574	627	1201
Opponents	508	617	1125



2017-18 #DunkCity Basketball
FGCU Team Game-by-Game Comparison (as of Dec 27, 2017)
All games



Opponent	1st	2nd	Score	Mar	Total FG	FG Pct	3-Pointers	3FG Pct	Free Throws	FT Pct	Rebounds	Assist	T/Over	Block	Steal	Fouls
ILLINOIS STATE	45/42	53/45	98-87	+11	32-65/33-65	.492/.508	7-23/14-29	.304/.483	27-37/7-16	.730/.438	48/24 +24	16/24	12/11	5/5	9/3	16/26
Siena	40/27	46/26	86-53	+33	33-64/19-63	.516/.302	6-20/3-15	.300/.200	14-20/12-21	.700/.571	48/33 +15	16/7	14/14	3/4	10/7	20/15
Bowling Green	43/40	37/43	80-83	(3)	30-71/27-66	.423/.409	6-23/6-15	.261/.400	14-19/23-33	.737/.697	42/46 (4)	13/10	16/14	5/4	6/7	23/19
Middle Tennessee	29/47	43/38	72-85	(13)	21-49/28-58	.429/.483	3-17/6-19	.176/.316	27-38/23-32	.711/.719	32/37 (5)	10/17	16/12	2/2	5/10	26/28
DENVER	35/32	44/39	79-71	+8	26-54/28-55	.481/.509	9-24/5-18	.375/.278	18-23/10-16	.783/.625	28/34 (6)	16/14	9/16	4/1	8/5	17/22
NAVY	28/26	42/28	70-54	+16	27-51/20-58	.529/.345	7-18/2-18	.389/.111	9-10/12-16	.900/.750	40/25 +15	9/3	19/10	4/0	4/8	17/15
ST. FRANCIS BROOKLYN	35/18	40/33	75-51	+24	29-61/19-52	.475/.365	3-7/4-21	.429/.190	14-19/9-18	.737/.500	43/26 +17	15/5	11/14	1/3	4/6	15/17
WEBBER INTERNATIONAL	63/21	52/40	115-61	+54	45-81/25-64	.556/.391	9-25/8-27	.360/.296	16-22/3-4	.727/.750	57/20 +37	29/11	10/18	3/2	14/7	9/16
MIDDLE TENNESSEE	31/34	45/47	76-81	(5)	25-52/29-60	.481/.483	7-17/4-15	.412/.267	19-27/19-25	.704/.760	28/42 (14)	14/14	15/18	1/2	8/6	22/23
FAU	45/34	43/58	88-92	(4)	34-67/29-64	.507/.453	6-12/9-21	.500/.429	14-22/25-33	.636/.758	40/37 +3	8/8	8/7	3/4	4/4	23/20
rv UT Arlington	37/32	48/46	85-78	+7	28-51/27-57	.549/.474	10-19/11-25	.526/.440	19-23/13-19	.826/.684	32/28 +4	14/14	24/21	1/2	9/8	23/18
ORAL ROBERTS	35/42	29/41	64-83	(19)	24-54/34-63	.444/.540	11-25/4-14	.440/.286	5-8/11-13	.625/.846	20/40 (20)	18/18	16/14	2/2	6/10	15/13
FIU	43/40	45/51	88-91	(3)	29-61/27-52	.475/.519	11-32/8-17	.344/.471	19-27/29-46	.704/.630	43/28 +15	17/12	19/11	4/2	5/10	29/20
#11 Wichita State	33/35	32/40	65-75	(10)	25-68/22-56	.368/.393	9-22/9-24	.409/.375	6-10/22-26	.600/.846	39/43 (4)	10/15	15/15	6/11	8/4	23/14
rv Rhode Island	32/38	28/42	60-80	(20)	24-52/27-56	.462/.482	2-9/10-26	.222/.385	10-12/16-21	.833/.762	29/31 (2)	9/17	13/5	0/4	3/6	17/17

Note: Game totals are displayed in the format TEAM/OPPONENT for each category



2017-18 #DunkCity Basketball
FGCU Team High/Low Analysis (as of Dec 27, 2017)
All games



FGCU - TEAM GAME HIGHS

POINTS	115	WEBBER INTERNATIONAL (11/29/17)
	98	ILLINOIS STATE (11/11/17)
	88	at FIU (12/19/17)
	88	FAU (12/5/17)
	86	at Siena (11/13/17)
FIELD GOALS MADE	45	WEBBER INTERNATIONAL (11/29/17)
	34	FAU (12/5/17)
FIELD GOAL ATTEMPTS	81	WEBBER INTERNATIONAL (11/29/17)
	71	at Bowling Green (11/18/17)
FIELD GOAL PERCENTAGE	.556 (45-81)	WEBBER INTERNATIONAL (11/29/17)
	.549 (28-51)	at rv UT Arlington (12/9/17)
3 PT FIELD GOALS MADE	11	at FIU (12/19/17)
	11	ORAL ROBERTS (12/16/17)
3 PT FG ATTEMPTS	32	at FIU (12/19/17)
	25	ORAL ROBERTS (12/16/17)
	25	WEBBER INTERNATIONAL (11/29/17)
3 PT FG PERCENTAGE	.526 (10-19)	at rv UT Arlington (12/9/17)
	.500 (6-12)	FAU (12/5/17)
FREE THROWS MADE	27	at Middle Tennessee (11/21/17)
	27	ILLINOIS STATE (11/11/17)
FREE THROW ATTEMPTS	38	at Middle Tennessee (11/21/17)
	37	ILLINOIS STATE (11/11/17)
FREE THROW PERCENTAGE	.900 (9-10)	NAVY (11/25/17)
	.833 (10-12)	at rv Rhode Island (12/27/17)
REBOUNDS	57	WEBBER INTERNATIONAL (11/29/17)
	48	at Siena (11/13/17)
	48	ILLINOIS STATE (11/11/17)
ASSISTS	29	WEBBER INTERNATIONAL (11/29/17)
	18	ORAL ROBERTS (12/16/17)
STEALS	14	WEBBER INTERNATIONAL (11/29/17)
	10	at Siena (11/13/17)
BLOCKED SHOTS	6	at #11 Wichita State (12/22/17)
	5	at Bowling Green (11/18/17)
	5	ILLINOIS STATE (11/11/17)
TURNOVERS	24	at rv UT Arlington (12/9/17)
	19	at FIU (12/19/17)
	19	NAVY (11/25/17)
FOULS	29	at FIU (12/19/17)
	26	at Middle Tennessee (11/21/17)



2017-18 #DunkCity Basketball
FGCU High/Low Analysis (as of Dec 27, 2017)
All games



Opponent - GAME HIGHS

POINTS	92	FAU (12/5/17)
	91	at FIU (12/19/17)
	87	ILLINOIS STATE (11/11/17)
	85	at Middle Tennessee (11/21/17)
	83	ORAL ROBERTS (12/16/17)
	83	at Bowling Green (11/18/17)
FIELD GOALS MADE	34	ORAL ROBERTS (12/16/17)
	33	ILLINOIS STATE (11/11/17)
FIELD GOAL ATTEMPTS	66	at Bowling Green (11/18/17)
	65	ILLINOIS STATE (11/11/17)
FIELD GOAL PERCENTAGE	.540 (34-63)	ORAL ROBERTS (12/16/17)
	.519 (27-52)	at FIU (12/19/17)
3 PT FIELD GOALS MADE	14	ILLINOIS STATE (11/11/17)
	11	at rv UT Arlington (12/9/17)
3 PT FG ATTEMPTS	29	ILLINOIS STATE (11/11/17)
	27	WEBBER INTERNATIONAL (11/29/17)
3 PT FG PERCENTAGE	.483 (14-29)	ILLINOIS STATE (11/11/17)
	.471 (8-17)	at FIU (12/19/17)
FREE THROWS MADE	29	at FIU (12/19/17)
	25	FAU (12/5/17)
FREE THROW ATTEMPTS	46	at FIU (12/19/17)
	33	FAU (12/5/17)
	33	at Bowling Green (11/18/17)
FREE THROW PERCENTAGE	.846 (22-26)	at #11 Wichita State (12/22/17)
	.846 (11-13)	ORAL ROBERTS (12/16/17)
REBOUNDS	46	at Bowling Green (11/18/17)
	43	at #11 Wichita State (12/22/17)
ASSISTS	24	ILLINOIS STATE (11/11/17)
	18	ORAL ROBERTS (12/16/17)
STEALS	10	at FIU (12/19/17)
	10	ORAL ROBERTS (12/16/17)
	10	at Middle Tennessee (11/21/17)
BLOCKED SHOTS	11	at #11 Wichita State (12/22/17)
	5	ILLINOIS STATE (11/11/17)
TURNOVERS	21	at rv UT Arlington (12/9/17)
	18	MIDDLE TENNESSEE (12/2/17)
	18	WEBBER INTERNATIONAL (11/29/17)
FOULS	28	at Middle Tennessee (11/21/17)
	26	ILLINOIS STATE (11/11/17)



2017-18 #DunkCity Basketball
FGCU High/Low Analysis (as of Dec 27, 2017)
All games



FGCU - GAME LOWS

POINTS	60	at rv Rhode Island (12/27/17)
	64	ORAL ROBERTS (12/16/17)
	65	at #11 Wichita State (12/22/17)
	70	NAVY (11/25/17)
	72	at Middle Tennessee (11/21/17)
FIELD GOALS MADE	21	at Middle Tennessee (11/21/17)
	24	ORAL ROBERTS (12/16/17)
	24	at rv Rhode Island (12/27/17)
FIELD GOAL ATTEMPTS	49	at Middle Tennessee (11/21/17)
	51	NAVY (11/25/17)
	51	at rv UT Arlington (12/9/17)
FIELD GOAL PERCENTAGE	.368 (25-68)	at #11 Wichita State (12/22/17)
	.423 (30-71)	at Bowling Green (11/18/17)
3 PT FIELD GOALS MADE	2	at rv Rhode Island (12/27/17)
	3	at Middle Tennessee (11/21/17)
	3	ST. FRANCIS BROOKLYN (11/26/17)
3 PT FG ATTEMPTS	7	ST. FRANCIS BROOKLYN (11/26/17)
	9	at rv Rhode Island (12/27/17)
3 PT FG PERCENTAGE	.176 (3-17)	at Middle Tennessee (11/21/17)
	.222 (2-9)	at rv Rhode Island (12/27/17)
FREE THROWS MADE	5	ORAL ROBERTS (12/16/17)
	6	at #11 Wichita State (12/22/17)
FREE THROW ATTEMPTS	8	ORAL ROBERTS (12/16/17)
	10	NAVY (11/25/17)
	10	at #11 Wichita State (12/22/17)
FREE THROW PERCENTAGE	.600 (6-10)	at #11 Wichita State (12/22/17)
	.625 (5-8)	ORAL ROBERTS (12/16/17)
REBOUNDS	20	ORAL ROBERTS (12/16/17)
	28	DENVER (11/24/17)
	28	MIDDLE TENNESSEE (12/2/17)
ASSISTS	8	FAU (12/5/17)
	9	NAVY (11/25/17)
	9	at rv Rhode Island (12/27/17)
STEALS	3	at rv Rhode Island (12/27/17)
	4	NAVY (11/25/17)
	4	ST. FRANCIS BROOKLYN (11/26/17)
	4	FAU (12/5/17)
BLOCKED SHOTS	0	at rv Rhode Island (12/27/17)
	1	ST. FRANCIS BROOKLYN (11/26/17)
	1	MIDDLE TENNESSEE (12/2/17)
	1	at rv UT Arlington (12/9/17)
TURNOVERS	8	FAU (12/5/17)
	9	DENVER (11/24/17)
FOULS	9	WEBBER INTERNATIONAL (11/29/17)
	15	ST. FRANCIS BROOKLYN (11/26/17)
	15	ORAL ROBERTS (12/16/17)



2017-18 #DunkCity Basketball
FGCU High/Low Analysis (as of Dec 27, 2017)
All games



Opponent - GAME LOWS

POINTS	51	ST. FRANCIS BROOKLYN (11/26/17)
	53	at Siena (11/13/17)
	54	NAVY (11/25/17)
	61	WEBBER INTERNATIONAL (11/29/17)
	71	DENVER (11/24/17)
FIELD GOALS MADE	19	at Siena (11/13/17)
	19	ST. FRANCIS BROOKLYN (11/26/17)
FIELD GOAL ATTEMPTS	52	ST. FRANCIS BROOKLYN (11/26/17)
	52	at FIU (12/19/17)
FIELD GOAL PERCENTAGE	.302 (19-63)	at Siena (11/13/17)
	.345 (20-58)	NAVY (11/25/17)
3 PT FIELD GOALS MADE	2	NAVY (11/25/17)
	3	at Siena (11/13/17)
3 PT FG ATTEMPTS	14	ORAL ROBERTS (12/16/17)
	15	at Siena (11/13/17)
	15	at Bowling Green (11/18/17)
	15	MIDDLE TENNESSEE (12/2/17)
3 PT FG PERCENTAGE	.111 (2-18)	NAVY (11/25/17)
	.190 (4-21)	ST. FRANCIS BROOKLYN (11/26/17)
FREE THROWS MADE	3	WEBBER INTERNATIONAL (11/29/17)
	7	ILLINOIS STATE (11/11/17)
FREE THROW ATTEMPTS	4	WEBBER INTERNATIONAL (11/29/17)
	13	ORAL ROBERTS (12/16/17)
FREE THROW PERCENTAGE	.438 (7-16)	ILLINOIS STATE (11/11/17)
	.500 (9-18)	ST. FRANCIS BROOKLYN (11/26/17)
REBOUNDS	20	WEBBER INTERNATIONAL (11/29/17)
	24	ILLINOIS STATE (11/11/17)
ASSISTS	3	NAVY (11/25/17)
	5	ST. FRANCIS BROOKLYN (11/26/17)
STEALS	3	ILLINOIS STATE (11/11/17)
	4	FAU (12/5/17)
	4	at #11 Wichita State (12/22/17)
BLOCKED SHOTS	0	NAVY (11/25/17)
	1	DENVER (11/24/17)
TURNOVERS	5	at rv Rhode Island (12/27/17)
	7	FAU (12/5/17)
FOULS	13	ORAL ROBERTS (12/16/17)
	14	at #11 Wichita State (12/22/17)



Division-I Era: Since 2007-08 TEAM GAME RECORDS



Most points

1. 123 - Illinois Institute of Te; 12/19/2003
2. 120 - Ave Maria; 11/29/2016
3. 119 - U. of Puerto Rico Piedra; 11/21/2003
4. 115 - Webber International; 11/29/2017
5. 111 - at Stetson; 1/25/2011
6. 110 - Florida College; 1/14/2003
7. 109 - Florida Christian Colleg; 1/11/2003
109 - Illinois Wesleyan Univer; 12/20/2003
9. 107 - Florida National; 12/22/2016
10. 106 - Florida Tech; 12/4/2003

Field goals made

1. 48 - Illinois Institute of Te; 12/19/2003
2. 47 - Ave Maria; 11/29/2016
3. 45 - Webber International; 11/29/2017
4. 44 - Trinity Baptist College; 2/3/2003
44 - Florida National; 12/22/2016
6. 43 - Clearwater Christian Col; 12/7/2002
7. 42 - U. of Puerto Rico Piedra; 11/21/2003
8. 41 - Florida Christian Colleg; 1/11/2003
41 - Florida College; 1/14/2003
41 - at Clearwater Christian; 2/6/2003
41 - Webber International; 1/5/2016

Field goals attempted

1. 88 - Youngstown State; 11/21/2015
2. 86 - at Clearwater Christian; 2/6/2003
3. 81 - Webber International; 11/29/2017
81 - Illinois Institute of Te; 12/19/2003
5. 79 - Stetson; 2/17/2012
79 - at Nova Southeastern; 11/17/2003
7. 78 - Mercer; 1/17/2008
78 - Palm Beach Atlantic; 2/24/2004
9. 77 - Florida Christian Colleg; 1/11/2003
77 - at Lipscomb; 1/14/2012

Field goal percentage (20 made)

1. .677 - Trinity Baptist College; 2/3/2003 (44-65)
2. .671 - Ave Maria; 11/29/2016 (47-70)
3. .667 - Florida National; 12/22/2016 (44-66)
4. .656 - Jacksonville; 2/6/2014 (40-61)
5. .647 - at Stetson; 1/20/2012 (33-51)
6. .614 - at TCU; 11/11/2011 (27-44)
.614 - at Georgia Southern; 12/4/2016 (35-57)
8. .612 - Webber International; 1/5/2016 (41-67)
9. .604 - Kennesaw State; 1/28/2012 (29-48)
10. .596 - vs Fairleigh Dickinson; 3/15/2016 (34-57)

3-point field goals made

1. 16 - at Fairmont State; 1/22/2005
2. 14 - at ETSU; 1/12/2013
14 - Stetson; 2/17/2012
14 - at USC Upstate; 2/28/2011
14 - Arkansas Tech University; 12/4/2004
6. 13 - Florida Christian Colleg; 1/11/2003
13 - at Warner Southern Colle; 1/16/2003
13 - Longwood; 1/24/2012
13 - at Nova Southeastern; 2/21/2007
13 - USC Upstate; 1/16/2016
13 - at Arizona State; 11/28/2007
13 - University of West Flori; 12/17/2004

3-point field goals attempted

1. 40 - Stetson; 2/17/2012
2. 37 - Mercer; 1/17/2008
3. 36 - at Warner Southern Colle; 1/16/2003
4. 34 - at Fairmont State; 1/22/2005
34 - at Clearwater Christian; 2/6/2003
34 - at Kentucky Wesleyan; 2/7/2004
7. 33 - at ETSU; 1/12/2013
33 - Stetson; 2/23/2017
9. 32 - at Lipscomb; 1/14/2012
32 - Lipscomb; 1/17/2013
32 - North Greenville College; 2/17/2005
32 - Bethany Lutheran; 3/2/2005
32 - Youngstown State; 11/21/2015
32 - at FIU; 12/19/2017

3-point FG percentage (10 made)

1. .667 - at USC Upstate; 2/28/2011 (14-21)
.667 - Illinois Wesleyan Univer; 12/20/2003 (12-18)
3. .650 - at Nova Southeastern; 2/21/2007 (13-20)
4. .619 - USC Upstate; 1/16/2016 (13-21)
5. .588 - Webber International; 1/5/2016 (10-17)
6. .579 - at USC Upstate; 2/15/2014 (11-19)
.579 - Ave Maria; 11/15/2012 (11-19)
8. .565 - Longwood; 1/24/2012 (13-23)
9. .556 - at Palm Beach Atlantic; 2/2/2007 (10-18)
.556 - at Samford; 11/28/2012 (10-18)
.556 - at Massachusetts; 12/7/2014 (10-18)

Free throws made

1. 42 - vs University of North F; 11/13/2004
2. 41 - at Stetson; 1/25/2011
3. 31 - Stetson; 1/8/2009
31 - Lipscomb; 2/18/2016
5. 30 - vs Georgetown; 3/22/2013
30 - Maine; 12/29/2011
7. 29 - Warner Southern College; 1/30/2003
29 - at Jacksonville; 2/2/2013
29 - Illinois Wesleyan Univer; 12/20/2003
10. 28 - at USC Upstate; 2/18/2017

Free throws attempted

1. 60 - at Stetson; 1/25/2011
2. 55 - vs University of North F; 11/13/2004
3. 46 - at Grambling State Unive; 11/20/2010
4. 45 - Stetson; 1/8/2009
5. 44 - vs Georgetown; 3/22/2013
6. 42 - Youngstown State; 11/21/2015
7. 41 - Puerto Rico-Bayamon; 11/28/2006
8. 40 - at Valdosta State; 1/3/2006
40 - at USC Upstate; 2/18/2017
10. 39 - Lipscomb; 2/18/2016

Free throw percentage (10 made)

1. 1.000 - at FAU; 12/28/2016 (10-10)
2. .964 - NGCSU; 2/26/2007 (27-28)
3. .923 - Stetson; 1/10/2015 (12-13)
4. .917 - at Eastern Illinois; 2/16/2004 (22-24)
5. .909 - at Kennesaw State; 1/25/2014 (20-22)
.909 - at Duke; 11/18/2012 (10-11)
.909 - at Baylor; 11/18/2016 (10-11)
8. .895 - at Kennesaw State; 2/16/2008 (17-19)
.895 - Army; 12/30/2008 (17-19)
10. .875 - USC Upstate; 1/16/2014 (14-16)



Division-I Era: Since 2007-08
TEAM GAME RECORDS



.875 - USC Upstate; 2/6/2011 (14-16)
.875 - at Mercer; 2/14/2008 (14-16)
.875 - at Stetson; 2/23/2008 (14-16)

Most rebounds

1. 62 - Florida Christian Colleg; 1/11/2003
2. 61 - Youngstown State; 11/21/2015
3. 58 - at Southeastern College; 1/25/2003
58 - vs Marygrove; 2/15/2007
5. 57 - at Clearwater Christian; 2/6/2003
57 - NGCSU; 2/26/2007
57 - West Alabama; 11/24/2006
57 - Webber International; 11/29/2017
57 - Tuskegee; 12/4/2006
10. 56 - Puerto Rico Cayey; 11/19/2004

Most assists

1. 30 - Florida Christian Colleg; 1/11/2003
30 - Florida National; 12/22/2016
30 - Florida Tech; 12/31/2016
4. 29 - Trinity Baptist College; 2/3/2003
29 - Ave Maria; 11/29/2016
29 - Webber International; 11/29/2017
29 - Florida Tech; 12/4/2003
29 - Clearwater Christian Col; 12/7/2002
9. 27 - Stillman; 1/13/2007
27 - Florida College; 1/14/2003
27 - Johnson & Wales Universi; 2/15/2003
27 - vs Fairleigh Dickinson; 3/15/2016

Most steals

1. 22 - Florida Tech; 12/4/2003
2. 21 - at N.C. Central; 12/16/2009
21 - Pennsylvania; 12/29/2007
4. 19 - Davis & Elkins College; 12/16/2003
19 - Illinois Institute of Te; 12/19/2003
6. 17 - Goshen College; 1/2/2003
17 - Florida Christian Colleg; 1/11/2003
17 - Florida Southern; 1/20/2007
17 - Nova Southeastern; 1/24/2007
17 - at Clearwater Christian; 2/6/2003
17 - at Nova Southeastern; 11/17/2003
17 - Florida National; 12/22/2016

Most blocked shots

1. 13 - ETSU; 2/7/2013
2. 11 - at Campbell; 1/24/2008
11 - at Stetson; 2/7/2015
4. 10 - USC Upstate; 12/19/2011
10 - vs South Dakota; 12/28/2015
6. 9 - Stetson; 1/9/2016
9 - vs University of North F; 11/13/2004
9 - Eckerd; 11/18/2013
9. 8 - at Mercer; 1/16/2009
8 - Barry; 1/18/2006
8 - at Belmont; 1/28/2011
8 - Ohio; 11/19/2014



Division-I Era: Since 2007-08 INDIVIDUAL GAME RECORDS



Most points

1. 37 - Bowie, Leighton; Illinois Wesleyan Univer; 12/20/2003
- 37 - Hopkins, Ryan; Florida College; 1/14/2003
- 37 - Hopkins, Ryan; Plymouth State College; 12/31/2002
4. 36 - Hopkins, Ryan; at Fairmont State; 1/22/2005
5. 34 - NORELIA, Marc-Eddy; Youngstown State; 11/21/2015
- 34 - THOMPSON, Bernard; Ohio; 11/19/2014
- 34 - Tisme, Robinson; Calumet College; 1/3/2003
8. 33 - Coggins, Kelvin; vs University of North F; 11/13/2004
- 33 - Hopkins, Ryan; at Saint Leo University; 12/1/2004
10. 32 - THOMPSON, Bernard; at USF; 12/17/2013

Field goals made

1. 16 - Tisme, Robinson; Calumet College; 1/3/2003
2. 14 - French, Andy; Trinity Baptist College; 2/3/2003
- 14 - THOMPSON, Bernard; Ohio; 11/19/2014
4. 13 - FIELER, Chase; Hartford; 11/12/2013
- 13 - Hopkins, Ryan; Plymouth State College; 12/31/2002
- 13 - THOMPSON, Bernard; at USF; 12/17/2013
7. 12 - GOODWIN, Brandon; at Florida State; 3/16/2017
- 12 - Hopkins, Ryan; Florida College; 1/14/2003
- 12 - Hopkins, Ryan; at Fairmont State; 1/22/2005
- 12 - NORELIA, Marc-Eddy; Youngstown State; 11/21/2015
- 12 - Tisme, Robinson; at Florida Tech; 12/19/2002

Field goals attempted

1. 28 - Hopkins, Ryan; at Warner Southern Colle; 1/16/2003
2. 27 - GOODWIN, Brandon; at Florida State; 3/16/2017
3. 25 - Hopkins, Ryan; Florida College; 1/14/2003
- 25 - Hopkins, Ryan; at Kentucky Wesleyan; 2/7/2004
- 25 - WOHLLEB, Casey; Mercer; 1/17/2008
6. 24 - Hopkins, Ryan; at Fairmont State; 1/22/2005
- 24 - NORELIA, Marc-Eddy; at Stetson; 2/25/2016
- 24 - WOHLLEB, Casey; at Mercer; 2/14/2008
9. 23 - BROWN, Sherwood; at USC Upstate; 2/23/2012
- 23 - Hopkins, Ryan; at Saint Leo University; 12/1/2004
- 23 - Hopkins, Ryan; Drury University; 12/30/2004
- 23 - THOMPSON, Bernard; at USF; 12/17/2013
- 23 - Tisme, Robinson; Calumet College; 1/3/2003

Field goal percentage (8 made)

1. 1.000 - McKNIGHT, Eric; Jacksonville; 2/6/2014 (11-11)
2. .909 - JONES, Jamail; at Northern Kentucky; 2/12/2015 (10-11)
- .909 - NORELIA, Marc-Eddy; vs Fairleigh Dickinson; 3/15/2016 (10-11)
4. .889 - MARKS, Kyle; Stetson; 1/8/2009 (8-9)
- .889 - MORANT, Demetris; at NJIT; 2/16/2017 (8-9)
- .889 - Martin, Kevin; at Lynn University; 12/9/2004 (8-9)
- .889 - NORELIA, Marc-Eddy; Eckerd; 1/2/2016 (8-9)
8. .875 - French, Andy; Trinity Baptist College; 2/3/2003 (14-16)
9. .846 - JOHNSON, Zach; Bowling Green; 11/23/2015 (11-13)
10. .833 - BAKER, Reed; Southeast Missouri; 11/16/2010 (10-12)
- .833 - Bowie, Leighton; Davis & Elkins College; 12/16/2003 (10-12)

3-point field goals made

1. 12 - Hopkins, Ryan; at Fairmont State; 1/22/2005
2. 11 - Hopkins, Ryan; Florida College; 1/14/2003
3. 9 - Hopkins, Ryan; at Saint Leo University; 12/1/2004
- 9 - Hopkins, Ryan; Illinois Wesleyan Univer; 12/20/2003
- 9 - Hopkins, Ryan; Drury University; 12/30/2004
- 9 - Hopkins, Ryan; Plymouth State College; 12/31/2002
7. 8 - Hopkins, Ryan; at Kentucky Wesleyan; 2/7/2004
- 8 - Hopkins, Ryan; Arkansas Tech University; 12/4/2004
- 8 - Hopkins, Ryan; Tri State University; 12/16/2002
10. 7 - BROWN, Sherwood; at USC Upstate; 2/28/2011
- 7 - Hopkins, Ryan; Shaw University; 1/3/2004

- 7 - Hopkins, Ryan; at Warner Southern Colle; 1/16/2003
- 7 - Hopkins, Ryan; at Albany State Universi; 1/29/2005
- 7 - Hopkins, Ryan; Warner Southern College; 1/30/2003
- 7 - Hopkins, Ryan; at University of Central; 12/21/2002

3-point field goals attempted

1. 23 - Hopkins, Ryan; Florida College; 1/14/2003
- 23 - Hopkins, Ryan; at Fairmont State; 1/22/2005
3. 22 - Hopkins, Ryan; at Warner Southern Colle; 1/16/2003
- 22 - Hopkins, Ryan; Drury University; 12/30/2004
5. 21 - Hopkins, Ryan; at Kentucky Wesleyan; 2/7/2004
6. 20 - Hopkins, Ryan; at Saint Leo University; 12/1/2004
7. 19 - Hopkins, Ryan; Arkansas Tech University; 12/4/2004
8. 17 - Hopkins, Ryan; Shaw University; 1/3/2004
- 17 - Hopkins, Ryan; at Clearwater Christian; 2/6/2003
10. 16 - Hopkins, Ryan; at Barry; 1/4/2005
- 16 - Hopkins, Ryan; at Johnson & Wales Unive; 1/18/2003
- 16 - Hopkins, Ryan; Warner Southern College; 1/30/2003
- 16 - Hopkins, Ryan; at Alabama-Huntsville; 2/3/2004

3-point FG percentage (6 made)

1. .857 - VARIDEL, Christophe; at SMU; 11/19/2011 (6-7)
2. .818 - Hopkins, Ryan; Illinois Wesleyan Univer; 12/20/2003 (9-11)
3. .750 - THOMPSON, Bernard; at Duke; 11/18/2012 (6-8)
- .750 - THOMPSON, Bernard; at Massachusetts; 12/7/2014 (6-8)
- .750 - Wohlleb, Casey; at Palm Beach Atlantic; 2/2/2007 (6-8)
6. .700 - BROWN, Sherwood; at USC Upstate; 2/28/2011 (7-10)
7. .667 - BAKER, Reed; at Lipscomb; 1/3/2009 (6-9)
- .667 - Crislip, Bryan; at Florida Tech; 12/19/2002 (6-9)
9. .643 - Hopkins, Ryan; Plymouth State College; 12/31/2002 (9-14)
10. .615 - Hopkins, Ryan; Tri State University; 12/16/2002 (8-13)

Free throws made

1. 19 - Bowie, Leighton; Illinois Wesleyan Univer; 12/20/2003
2. 15 - GOODWIN, Brandon; at USC Upstate; 2/18/2017
3. 14 - BAKER, Reed; at Grambling State Unive; 11/20/2010
- 14 - BANKS, Anthony; at Stetson; 1/25/2011
5. 13 - Bowie, Leighton; Shaw University; 1/3/2004
6. 12 - Bowie, Leighton; Lynn University; 11/22/2003
- 12 - Coggins, Kelvin; vs University of North F; 11/13/2004
- 12 - GOODWIN, Brandon; at Middle Tennessee; 11/21/2017
- 12 - O'NEIL, Derrick; FAU; 12/1/2008
10. 11 - Bauer, Beau; Palm Beach Atlantic; 1/11/2007
- 11 - NORELIA, Marc-Eddy; Lipscomb; 2/18/2016

Free throws attempted

1. 24 - BANKS, Anthony; at Stetson; 1/25/2011
2. 20 - Bowie, Leighton; Illinois Wesleyan Univer; 12/20/2003
3. 19 - Bowie, Leighton; Shaw University; 1/3/2004
4. 17 - GOODWIN, Brandon; at USC Upstate; 2/18/2017
- 17 - GOODWIN, Brandon; at Middle Tennessee; 11/21/2017
6. 16 - BAKER, Reed; at Grambling State Unive; 11/20/2010
- 16 - NORELIA, Marc-Eddy; Youngstown State; 11/21/2015
- 16 - O'NEIL, Derrick; FAU; 12/1/2008
- 16 - RIVERA, Marlon; Campbell; 2/19/2011
- 16 - THOMPSON, Bernard; vs Georgetown; 3/22/2013
- 16 - Tisme, Robinson; University Puerto Rico-B; 11/22/2002



Division-I Era: Since 2007-08 INDIVIDUAL GAME RECORDS



Free throw percentage (8 made)

1. 1.000 - BAKER, Reed; at Belmont; 1/5/2009 (8-8)
- 1.000 - BAKER, Reed; at North Florida; 12/2/2010 (8-8)
- 1.000 - BAKER, Reed; Army; 12/30/2008 (8-8)
- 1.000 - Bauer, Beau; Morehouse College; 2/24/2006 (9-9)
- 1.000 - Bowie, Leighton; Palm Beach Atlantic; 2/24/2004 (10-10)
- 1.000 - CHAMBERS, Reggie; Belmont; 2/20/2010 (8-8)
- 1.000 - COMER, Brett; at Stetson; 1/20/2012 (8-8)
- 1.000 - COMER, Brett; vs Florida A&M; 12/22/2013 (10-10)
- 1.000 - Coggins, Kelvin; vs University of North F; 11/13/2004 (12-12)
- 1.000 - Crislip, Bryan; Montevallo; 1/2/2005 (8-8)
- 1.000 - Crislip, Bryan; Warner Southern College; 1/30/2003 (10-10)
- 1.000 - Crislip, Bryan; Concordia College; 11/23/2002 (8-8)
- 1.000 - FIELER, Chase; at Kennesaw State; 1/25/2014 (9-9)
- 1.000 - FIELER, Chase; Campbell; 2/19/2011 (9-9)
- 1.000 - GOODWIN, Brandon; Webber International; 11/29/2017 (8-8)
- 1.000 - THOMPSON, Bernard; at Jacksonville; 2/2/2013 (8-8)
- 1.000 - THOMPSON, Bernard; at Samford; 11/28/2012 (8-8)
- 1.000 - TUCKER, Rayjon; at Lipscomb; 1/24/2016 (8-8)
- 1.000 - VARIDEL, Christophe; at Stetson; 1/25/2011 (9-9)
- 1.000 - VARIDEL, Christophe; ETSU; 2/4/2011 (8-8)

Most blocked shots

1. 8 - HICKS, Nate; Eckerd; 11/18/2013
2. 7 - MORANT, Demetris; at Stetson; 2/7/2015
3. 6 - MARKS, Kyle; Mercer; 2/14/2009
- 6 - Martin, Kevin; vs University of North F; 11/13/2004
5. 5 - FIELER, Chase; Lipscomb; 1/17/2013
- 5 - FIELER, Chase; USC Upstate; 12/19/2011
- 5 - HICKS, Nate; at USF; 12/17/2013
- 5 - MARKS, Kyle; UNF; 1/8/2010
- 5 - MORANT, Demetris; Stetson; 1/9/2016
- 5 - MORANT, Demetris; North Florida; 2/25/2015
- 5 - NARMBAYE, Roman; at Campbell; 1/24/2008
- 5 - NARMBAYE, Roman; at Kennesaw State; 2/16/2008
- 5 - NORELIA, Marc-Eddy; vs South Dakota; 12/28/2015

Most rebounds

1. 19 - HICKS, Nate; at USF; 12/17/2013
- 19 - Liddell, Adam; vs Marygrove; 2/15/2007
3. 18 - Liddell, Adam; Apprentice School; 2/10/2006
- 18 - NORELIA, Marc-Eddy; Youngstown State; 11/21/2015
- 18 - TERRELL, Christian; Youngstown State; 11/21/2015
6. 17 - MORANT, Demetris; Jacksonville; 1/28/2017
- 17 - MORANT, Demetris; Georgia Southern; 12/13/2016
8. 16 - O'NEIL, Derrick; at Stetson; 12/4/2008
- 16 - Tisme, Robinson; Calumet College; 1/3/2003
10. 15 - FIELER, Chase; ETSU; 3/6/2014
- 15 - Liddell, Adam; Puerto Rico-Cayey; 11/20/2006
- 15 - NORELIA, Marc-Eddy; Stetson; 2/27/2017

Most assists

1. 16 - Crislip, Bryan; at Johnson & Wales Unive; 1/18/2003
- 16 - Crislip, Bryan; Tri State University; 12/16/2002
- 16 - Crislip, Bryan; Anderson University; 12/29/2002
4. 15 - Crislip, Bryan; Florida College; 1/14/2003
- 15 - Crislip, Bryan; Illinois Wesleyan Univer; 12/20/2003
6. 14 - COMER, Brett; vs San Diego State; 3/24/2013
- 14 - COMER, Brett; at Massachusetts; 12/7/2014
- 14 - Crislip, Bryan; at Kentucky Wesleyan; 2/7/2004
9. 13 - Crislip, Bryan; at WV State College; 1/8/2003
- 13 - QUAINANCE, Rob; Kennesaw State; 1/19/2008

Most steals

1. 8 - Crislip, Bryan; at Clearwater Christian; 2/6/2003
2. 7 - BAKER, Reed; ETSU; 1/12/2009
- 7 - QUAINANCE, Rob; at Stetson; 2/23/2008
- 7 - Quaintance, Rob; Puerto Rico-Bayamon; 11/28/2006
5. 6 - BAKER, Reed; at North Florida; 12/2/2010
- 6 - Crislip, Bryan; Johnson & Wales Universi; 2/15/2003
- 6 - GRAF, Dajuan; Stetson; 3/4/2014
- 6 - LIDDELL, Adam; Pennsylvania; 12/29/2007
- 6 - O'NEIL, Derrick; at Jacksonville; 2/21/2009
- 6 - Quaintance, Rob; Florida Southern; 1/20/2007
- 6 - Quaintance, Rob; at Lynn; 12/9/2006
- 6 - THOMPSON, Bernard; Stetson; 1/25/2013
- 6 - THOMPSON, Bernard; at Stetson; 2/22/2013
- 6 - THOMPSON, Bernard; ETSU; 3/6/2014

2017-18 TV / RADIO SPEED CHART



BRANDON GOODWIN
G | 6-2 | 180 | R-Sr.
NORCROSS, GA.



TROY BAXTER JR.
F | 6-8 | 200 | RS
TALLAHASSEE, FLA.



JOSHUA KO
G | 6-1 | 167 | R-Sr.
KAILUA, H.I.



DARNELL ROGERS
G | 5-2 | 150 | Fr.
BALTIMORE, MD.



ZACH JOHNSON
G | 6-2 | 195 | R-Jr.
MIAMI, FLA.



KYLE HOFFMAN
G | 5-9 | 140 | So.
LAWRENCE, KANSAS



CHRISTIAN TERRELL
G | 6-5 | 187 | Sr.
JACKSONVILLE, FLA.



MARK MATTHEWS
G | 6-6 | 215 | RS
FORT MYERS, FLA.



RAYSEAN SCOTT JR.
F | 6-7 | 213 | So.
COMPTON, CALIF.



RICKY DOYLE
F | 6-10 | 253 | R-Jr.
CAPE CORAL, FLA.




RYAN McADOO
G | 6-5 | 190 | Fr.
BOCA RATON, FLA.



BRADY ERNST
F | 6-10 | 230 | R-So.
CLINTON, IOWA



CHRISTIAN CARLYLE
G | 6-6 | 210 | So.
JACKSONVILLE, FLA.



MICHAEL GILMORE
F | 6-10 | 210 | R-Jr.
JACKSONVILLE, FLA.



BRIAN THOMAS
F | 6-9 | 240 | Fr.
KENNESAW, GA.



DINERO MERCURIUS
G | 6-4 | 200 | R-Jr.
ORLANDO, FLA.



ANTRAVIOUS SIMMONS
F | 6-9 | 250 | R-Sr.
MIAMI, FLA.



DOLAN MAHONEY
G | 6-2 | 185 | Jo.
BRADENTON, FLA.



RYAN ROCUANT
C | 6-10 | 220 | Fr.
ESTERO, FLA.



Joe Dooley
Head Coach
5th Season
29th Overall
GW '88




Michael Fly
Assistant Coach
7th Season
10th Overall
Kentucky '06




Tom Abatemarco
Assistant Coach
3rd Season
43rd Overall
Dowling '74



David Cason
Assistant Coach
1st Season
23rd Overall
Illinois State '96



Tyler Schwab
Dir. of Operations
5th Season
5th Overall
Spring Hill '12



Lawrence Brenneman
Video Operations
3rd Season
24th Overall
Geneva (Pa.) '85