



2017-18 MEN'S BASKETBALL #DUNKCITY INFOGRAPHIC GAME NOTES

2013: SWEET 16 | 2014: NIT | 2015: CIT | 2016: NCAA | 2017: NCAA
2013, '16, '17: ASUN TOURNAMENT CHAMPIONS | 2014, '17: ASUN REGULAR SEASON CHAMPIONS
Contact: Jason MacBain | Email: jmacbain@fgcu.edu | Cell: 315.750.0236 | Office: 239.590.7061 | Twitter: @JaBain

SCHEDULE / RESULTS

NOVEMBER

NIT 11	ILLINOIS STATE ESPN 3	W, 98-87
13	@ Siena	W, 86-53
18	@ Bowling Green	L, 83-80
NCAA 21	@ Middle Tennessee	L, 85-72
24	DENVER ^ ESPN 3	W, 79-71
25	NAVY ^ ESPN 3	W, 70-54
26	ST. FRANCIS BROOKLYN ^ ESPN 3	W, 75-51
29	WEBBER INT'L ^ ESPN 3	W, 115-61

DECEMBER

NCAA 2	MIDDLE TENNESSEE ESPN 3	L, 81-76
5	FAU ESPN 3	L, 92-88
NIT 9	@ rv UT Arlington ESPN 3	W, 85-78
16	ORAL ROBERTS ESPN 3	L, 83-64
19	@ FIU	L, 91-88
NCAA 22	@ #11 Wichita State CBS SPORTS NETWORK	7 pm
NCAA 27	@ rv Rhode Island ESPN 3	7 pm
29	FLORIDA MEMORIAL ESPN 3	5 PM
31	FLORIDA TECH ESPN 3	1 PM

JANUARY

6	STETSON * ESPN 3	7 PM
CIT 11	USC UPSTATE * ESPN 3	7 PM
13	NJIT * ESPN 3	7 PM
18	@ Lipscomb * ESPN 3	7:30 pm
20	@ Kennesaw State * ESPN 3	4:30 pm
24	@ North Florida * ESPN 3	7 pm
CIT 27	JACKSONVILLE * ESPN 3	7 PM
29	NORTH FLORIDA * ESPN 3	7 PM

FEBRUARY

CIT 3	@ Jacksonville * ESPN 3	6 pm
8	@ NJIT * ESPN 3	7 pm
CIT 10	@ USC Upstate * ESPN 3	4 pm
15	KENNESAW STATE * ESPN 3	7 PM
17	LIPSCOMB * ESPN 3	7 PM
22	@ Stetson * ESPN 3	7 pm
26	ASUN Quarterfinals ESPN 3	TBA

MARCH


1	ASUN Semifinals ESPN 3	TBA
4	ASUN Final ESPN	TBA

^ Homewood Suites FGCU Shootout
* ASUN Conference Game
ASUN Tournament - On Campus, Higher Seed

FGCU_MBB
 @FGCU_MBB (12,665 followers)
 /FGCUMBB (19,803 likes)
 @FGCU_MBB (6,150 followers)
 /FGCUAthletics (446,406 views)



FGCU @ #11 WICHITA STATE
FGCU #23 In CollegeInsider.com Mid-Major Poll
Wichita, Kan. | Charles Koch Arena (10,506)
TV: CBS Sports Network
Brent Stover | Bob Wenzel | Tina Cervasio
All-Time Series: First Meeting
#DunkCity | #ASUNMBB
@FGCU_MBB 7-6 HC: Joe Dooley (155-104) HC: Gregg Marshall (464-175)



2017-18 PRESEASON FAVORITES

FGCU has uncharacteristically lost four of its last five games. The Eagles are coming off a 91-88 setback at FIU on Tuesday night - **the second opponent FGCU has allowed to score 90+ in regulation this year. In the previous four years under Joe Dooley that had only occurred two times total.** Additionally, it marked the **second time this year FGCU lost when scoring 85 or more points - something that hadn't happened even once since the first year of the program in 2002-03** (three times that season).

The Eagles held an 11-point 2nd-half lead at FIU, incredibly representing the fourth time already this year they have lost a game when possessing a double-figure lead. In the previous four years entering this season, that had only occurred four times total (more info page 25). Additionally, FGCU also had a 43-28 rebounding edge - representing the **first time in Division-I program history (since 2007-08) it has lost when having a +15 advantage on the glass.**

PROBABLE STARTERS


0 BRANDON GOODWIN (G)
R-Sr. | 6-2 | 180 | Norcross, GA
18.8 PPG | 5.2 RPG | 4.9 APG
Unanimous ASUN Preseason Player of the Year



5 ZACH JOHNSON (G)
R-Jr. | 6-2 | 195 | Miami, FL
13.4 PPG | 3.2 RPG | 2.8 APG
ASUN Preseason All-Conference Team Selection



11 CHRISTIAN TERRELL (G)
Sr. | 6-5 | 187 | Jacksonville, FL
14.3 PPG | 6.1 RPG | .566 FG%
Leads FGCU In Rebounding (Total 8 Per Game)



24 MICHAEL GILMORE (F)
R-Jr. | 6-10 | 210 | Jacksonville, FL
6 PPG | 4 RPG | 1.5 APG
Made his FGCU debut on Saturday vs. Oral Roberts



32 ANTRAVIOUS SIMMONS (F)
R-Sr. | 6-9 | 250 | Miami, FL
7.4 PPG | 5 RPG | .661 FG%
At Least 50% From The Floor In Every Game But One



TWEETABLES

5 THINGS TO KNOW IN 280 🐦 OR LESS

- 1) Four of FGCU's six losses have been by five points or less, and in all four of those games it has had a chance to tie the contest in the closing seconds.
- 2) Wichita State will be the fifth matchup this year for FGCU against a team which finished in the top 40 of the RPI (29), won at least 25 games (31) and played in the postseason (NCAA) last year.
- 3) After not making double-figure 3-pointers in any of the first 10 games of the season, FGCU has made 10, 11 and 11 triples in the last three contests, respectively.
- 4) FGCU hasn't lost five of six games at any point in a season since 2010-11; it has only dropped four of five under Dooley twice previously (2013-14 and 2014-15; both eventual 20-win postseason campaigns).
- 5) The Eagles are averaging 14.5 turnovers per game. In the previous four years under Dooley, FGCU has averaged just 12.4 per outing.



MATCHUP BREAKDOWN



86.7	POINTS PER GAME	82.8
71.4	POINTS ALLOWED	74.6
+12.2	REBOUND MARGIN	+6.2
18.3	ASSISTS PER GAME	15
12.5	TURNOVERS PER GAME	14.5
4.5	STEALS PER GAME	7.1

SCOUTING THE SHOCKERS

^ Wichita State was ranked #3 in the country last week before falling to nationally-ranked Oklahoma, 91-83. The Shockers are in their first season as a member of the American Athletic Conference after spending 72 years in the Missouri Valley Conference.

^ The Shockers are the only team in the nation that has won 30 or more games in four of the last five seasons. WSU is one of five schools in the country which has a victory in each of the last five NCAA tournaments, including a trip to the 2013 Final Four.

^ Wichita State has won 44-straight non-conference home games dating back to 2011. Under 11th-year head coach Gregg Marshall, the Shockers are 66-3 in non-conference home contests.

^ Landry Shamet leads the Shockers offensively with 16.5 points per game - one of four double-figure scorers. Wichita State is averaging 86.7 points per game - its highest in nearly four decades - and has the 6th-best offensive efficiency in the country, according to KenPom.

STILL SORTING IT OUT

13 games into the year, FGCU has already used nine different starting lineups - the 2nd-most in the nation:

1) UT Martin: 10 In 11 Games

2) FGCU: 9 In 13 Games

* 4 Teams With 8 Different Starting Lineups *

PAINT EMPHASIS

The Eagles led the nation in points in the paint last year (41.3 per game), and they have have either tied or out-scored 11 of their first 13 opponents this year in the paint:

Illinois State: 48-34 (+14)
 @ Siena: 50-16 (+34)
 @ Bowling Green: 44-32 (+12)
 @ Middle Tennessee: 34-32 (+2)
 Denver: 35-32 (+3)
 Navy: 36-32 (+4)
 St. Francis Brooklyn: 48-24 (+24)
 Webber International: 70-28 (+42)
 Middle Tennessee: 30-46 (-16)
 FAU: 42-34 (+8)
 @ rv UT Arlington: 26-26 (0)
 Oral Roberts: 22-58 (-36)
 @ FIU: 34-26 (+8)
Total: +99 / +7.6 Margin Per Game

ASUN STANDINGS

Team	ASUN			OVERALL			STREAK
	W	L	W%	W	L	W%	
1) Lipscomb	0	0	.000	8	4	.667	W2
2) FGCU	0	0	.000	7	6	.538	L2
3) Stetson	0	0	.000	7	7	.500	L2
4) NJIT	0	0	.000	6	6	.500	W1
5) North Florida	0	0	.000	5	9	.357	L2
6) Jacksonville	0	0	.000	4	9	.308	L2
7) USC Upstate	0	0	.000	4	11	.267	L1
8) Kennesaw State	0	0	.000	2	9	.182	L1

FGCU NATIONAL RANKS

18 FTs MADE **215** **42** FG% **.490** **16** RBS **501**

12th: Zach Johnson, Total Steals (29)

13th - Brandon Goodwin, Free Throws Made (73)

In its six losses, FGCU is averaging 34.2 rebounds per game, has a -4.2 rebounding margin and is -44 in second-chance points. In its seven wins, FGCU is averaging 42.3 rebounds per game, has a +15.1 rebounding margin and is +47 in second-chance points.

FGCU VS. TOP-25 TEAMS

11/18/08: #23 Kansas, 85-45 (L)
 12/22/08: #24 Michigan, 76-59 (L)
 11/13/09: #2 Michigan State, 97-58 (L)
 12/15/10: #2 Ohio State, 83-55 (L)
 11/18/12: #9 Duke, 88-67 (L)
 * 3/22/13: #8 Georgetown, 78-68 (W)
 * 3/29/13: #12 Florida, 62-50 (L)
 12/2/15: #18 Texas A&M, 75-65 (L)
 * 3/17/16: #3 North Carolina, 83-67 (L)
 11/20/16: #13 Michigan State, 78-77 (L)
 * 3/16/17: #16 Florida State, 86-80 (L)

* Ranking from the national polls heading into the NCAA Tournament.

NCAA Tourney Seeds:
 Georgetown: 2
 Florida: 3
 North Carolina: 1
 Florida State: 3

ODDS & ENDS

In the eight games it has out-rebounded its opponent, FGCU has done so by at least a +15 margin in six of those (5-1 record in those games) ... the win over Siena on Nov. 13 marked **Joe Dooley's** 150th career victory ... **the 33-point road win (86-53) was tied for the largest victory away from home in D-I program history**, and was tied for Siena's largest home defeat in its D-I history (since 1976-77).

MILESTONE TRACKER

FGCU is within reach of several milestone victory marks.

All-Time Record: 292-201 (8 More Wins For 300)
 All-Time Record In D-I Era: 178-162 (22 More Wins For 200)
 All-Time Record At Home: 196-63 (4 More Wins For 200)
 All-Time Record vs. ASUN: 91-81 (9 More Wins For 100)

#WEAREFGCU

When referring to the University, please be aware of the following policy regarding usage. First references to the intercollegiate athletic programs should be only **FGCU** (preferred) or **Florida Gulf Coast University**. The only secondary references used should be **Florida Gulf Coast** or **Eagles**. Please refrain from using Fla. Gulf Coast, FG Coast, Gulf Coast or any other similar combination.



#DEPTHCITY

FGCU has already had 10 different players reach double-figure points in a game - the third-straight season that has occurred. Every FGCU player also has a positive plus/minus ratio. Below is a list of players who have scored 10 or more points in a game this season, how many times they have led (or tied) the team in scoring and their season high.

Zach Johnson (2)	27
Brandon Goodwin (8 - 1 tie)	26
Christian Terrell (4 - 1 tie)	20
Christian Carlyle	18
Dinero Mercurius	16
Antravious Simmons	15
RaySean Scott Jr.	15
Ricky Doyle	11
Darnell Rogers	11
Michael Gilmore	10

RECORD ROAD WINNING STREAKS --- SNAPPED EARLIER THIS YEAR ---

GONZAGA: 11 FGCU: 10

FGCU had won a program-best 10-straight road games dating back to last year - the 2nd-longest road winning streak in the country - before a last-second loss at Bowling Green on Nov. 18. Last year's national runner-up Gonzaga has the longest current streak at 12 in a row (Wichita State: 8 straight).

The Eagles finished a program-best 7-0 on the road in the ASUN last year, surpassing the previous single-season record for wins of five. FGCU is the first ASUN institution to go undefeated on the road in conference action since former league member Samford went 8-0 in 1998-99.

Overall, FGCU was a program-best 10-3 away from Alico Arena last season, with all three losses coming by single digits.

FGCU GROWTH

FGCU moved to the Division-I ranks in 2007-08, becoming post-season eligible for the 2011-12 season. After starting their D-I transition with five-straight losing seasons, the Eagles have now posted five-consecutive 20-win seasons. After not finishing higher than 6th place in the ASUN the first five years, FGCU has finished no worse than a tie for 2nd each of the past four seasons.

YEAR	OVERALL	ASUN	ASUN FINISH
2007-08	10-21	6-10	T-8
2008-09	11-20	7-13	9
2009-10	8-21	5-15	T-10
2010-11	10-20	7-13	7
2011-12	15-17	8-10	T-6
2012-13	26-11	13-5	2
2013-14	22-13	14-4	T-1
2014-15	22-11	11-3	2
2015-16	21-14	8-6	T-2
2016-17	26-8	12-2	1
2017-18	7-6	0-0	
D-I Total	178-162	91-81	
Since '12-13	124-63	58-20	

#DunkCity

RECORD SEASON

Program Single Season

POINTS
Brandon Goodwin (2016-17) 629
Marc-Eddy Norelia (2015-16) 597
Ryan Hopkins (2002-03) 580



GOODWIN

Brandon Goodwin was the unanimous 2017 ASUN Newcomer of the Year, in addition to being named ASUN First Team, ASUN Tournament MVP and setting a league record by securing six ASUN Newcomer of the Week honors. He was also named to the NABC All-District First Team after setting a program record by scoring 629 points. He hit three game-winning shots and led FGCU in scoring (18.5) and assists (4.1). More info on his bio page.

SCHEDULE RUNDOWN

FGCU will play six non-conference games against teams that finished in the top 40 of the RPI last year. Each of those teams won at least 25 games and played in the postseason. The Eagles are already 2-2 this year:

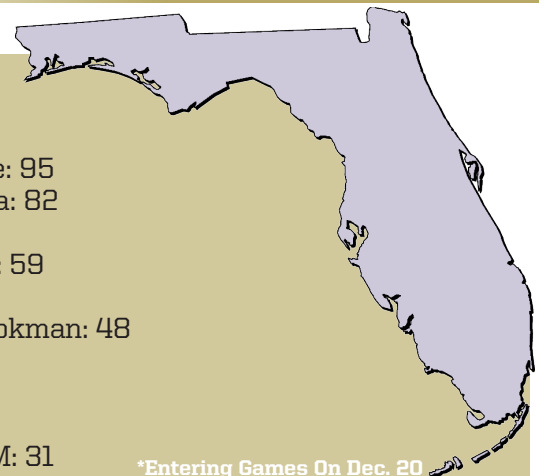
Nov. 11: vs. 39 Illinois State (28-7, NIT) | W, 98-87
 Nov. 21: @ 34 Middle Tennessee (31-5, NCAA) | L, 85-72
 Dec. 2: vs. 34 Middle Tennessee | L, 81-76
 Dec. 9: @ 40 UT Arlington (27-9, NIT) | W, 85-78
 Dec. 22: @ 29 Wichita State (31-5, NCAA)
 Dec. 27: @ 31 Rhode Island (25-10, NCAA)

Each of those NCAA Tournament opponents won a March Madness game last year, and the other two claimed three total victories in the NIT. Those opponents went a combined 142-36 (.798 winning percentage) last season and posted an average RPI of 34.

MOST WINS IN FLORIDA

Since 2013-14 Season

- 1) Florida: 106
- 2) Miami: 99
- 3) FGCU: 98
- 4) Florida State: 95
- 5) North Florida: 82
- 6) UCF: 69
- 7) Jacksonville: 59
- 8) FIU: 57
- 9) Bethune-Cookman: 48
- Stetson: 48
- 11) FAU: 43
- USF: 43
- 13) Florida A&M: 31




*Entering Games On Dec. 20

FGCU is the only D-I team in the state of Florida which has posted four-straight 20-win seasons (five-consecutive for the Eagles). As FGCU has moved among some of the preeminent teams in the state, it has done so with Florida talent. Last year, Florida natives were responsible for 80 percent of FGCU's points and 75 percent of the Green and Blue's rebounds and assists.

This season, eight of FGCU's 13 scholarship players hail from the Sunshine State, and including walk-ons there are 11 total players from Florida on the 2017-18 roster.



W-L AVERAGES



RECORDS UNDER DOOLEY

FGCU has the following records under the direction of Joe Dooley, who is in his 5th year with the Eagles in 2017-18:

Leading At The Half: 75-7 (.915) - 3 Losses This Year

Holding Opponent Below 40% FG: 54-5 (.915)

Grabbing More Rebounds: 77-16 (.828)

Scoring Between 70-79 Points: 57-13 (.814)

Scoring 80+ Points: 43-8 (.843) - 3 Losses This Year

2017-18 DUNK COUNTER

vs. Illinois State: 2 (Goodwin, Johnson)
 @ Siena: 4 (Goodwin (2), Johnson, Doyle)
 @ Bowling Green: 2 (Ernst, Doyle)
 @ Middle Tennessee: 1 (Doyle)
 vs. Denver: 1 (Scott Jr.)
 vs. Navy: 1 (Carlyle)
 vs. St. Francis Brooklyn: 1 (Doyle)
 vs. Webber International: 13 (Johnson (3), Scott Jr. (3), Ernst (2), Doyle (2), Carlyle (2), Simmons)
 vs. Middle Tennessee: 2 (Johnson, Simmons)
 vs. FAU: 1 (Scott Jr.)
 @ rv UT Arlington: 1 (Johnson)
 vs. Oral Roberts: 3 (Gilmore)
 @ FIU: 2 (Ernst, Scott Jr.)



34

2016-17 TOTAL: 159
 2015-16 TOTAL: 78
 2014-15 TOTAL: 93
 2013-14 TOTAL: 98
 2012-13 TOTAL: 148

2017-18 LEADERS:
 Johnson: 7
 Doyle: 6
 Scott Jr.: 6
 Gilmore: 3
 Goodwin: 3
 Ernst: 4
 Carlyle: 3
 Simmons: 2

RETWEETS

1) The Eagles scored 70+ points in each of their first 11 games, coming one performance short of matching the 2003-04 team for most consecutive games to start a season (12) with scoring 70 or more points.

2) After not shooting better than 30 percent from 3-point range in any of the first four games of the year, FGCU has connected at better than a 34-percent rate in each of the last nine games.

3) The 92 points FGCU allowed to FAU were tied for the most in a regulation game under Joe Dooley (92 at Lipscomb on Feb. 27, 2014).

4) The 83-64 loss at home to Oral Roberts on Saturday was tied for the worst home non-conference loss in the program's D-I history (77-58 vs. Drexel on Nov. 14, 2007).

5) The Eagles shot 50.7 percent from the floor against FAU - their 2nd-highest shooting percentage in a loss in D-I non-conference history (61.4 percent at TCU on Nov. 11, 2011).

BY THE NUMBERS

3 For the first time since 2010-11, FGCU has lost three-consecutive home games.

4 FGCU hit four game-winning shots/freethrows last year in the final 35 seconds: Christian Terrell (1) and Brandon Goodwin (3).

58 FGCU allowed FAU to score 58 points in the 2nd half on Dec. 5 - the 2nd-most the Eagles have allowed in their D-I history (59, Mercer).

58 Since the start of the 2012-13 season, FGCU boasts a 58-20 (.744) record in ASUN regular-season games - 10 more wins than any other team in the league (North Florida, 48).

262 FGCU has made at least one 3-pointer in 262 straight games (Jan. 8, 2010).

98 The 98 points against Illinois State this year were the most in a season opener in program history. The previous high was 90 in the program's first-ever game in 2002-03 versus Puerto Rico-Bayamon.



RANKINGS RUNDOWN

In the Associated Press and/or USA Today Coaches Poll, Wichita State is ranked #11 in the country, while Rhode Island is receiving votes.

Additionally, in Joe Lunardi's latest ESPN Bracketology, FGCU is predicted as a 15 seed in this year's NCAA Tournament. Along with the Eagles, Lunardi also has Wichita State (2 seed), Rhode Island (9), UT Arlington (11) and Middle Tennessee (12) all included in his third Bracketology of the young season.

7 USC	▼	
10 Providence	▼	
2 Wichita St	■	
15 FLORIDA GULF COAST	■	

Dallas

BUILDING A TRADITION

FGCU is believed to be the only men's D-I program in NCAA history to make five postseason appearances in its first six years of eligibility (2013: NCAA; 2014: NIT; 2015: CIT; 2016: NCAA; 2017: NCAA).

The Eagles are also one of just 23 teams in the nation to have won at least 20 games and made postseason appearances in each of the past five seasons. Of those 23 teams, only six are mid-major schools, as FGCU joins Vermont, Belmont, New Mexico State, Iona and UC Irvine to hold that distinction.

NATION'S ELITE

FGCU is one of only seven schools in the country which has had its men's and women's teams win at least 20 games in five-straight seasons, joining:



Additionally, with both the men's and women's teams winning at least 26 games last season, FGCU is one of only three non-Power 5 schools in the nation to boast that claim along with Gonzaga and Bucknell. In total, only nine schools had both its men's and women's basketball teams record at least 26 victories a year ago:



MID-MAJOR POLL

Records Entering This Week

#	Team (1st Votes)	Rcd.	Pts.	LW	Conference
1.	Gonzaga (31)	9-2	775	1	West Coast
2.	Saint Mary's	9-2	742	2	West Coast
3.	BYU	9-2	662	5	West Coast
4.	Towson	10-1	590	8	Colonial
5.	Albany	11-2	567	4	America East
6.	Loyola Chicago	10-2	564	3	Missouri Valley
7.	Northern Iowa	8-3	544	6	Missouri Valley
8.	UT Arlington	8-3	542	9	Sun Belt
9.	Louisiana	9-2	473	10	Sun Belt
10.	Charleston	7-3	446	7	Colonial
11.	Stephen F. Austin	10-1	384	19	Southland
12.	Furman	9-3	308	18	Southern
13.	Evansville	10-2	303	23	Missouri Valley
14.	Valparaiso	8-3	287	11	Missouri Valley
15.	Georgia Southern	8-3	286	15	Sun Belt
16.	Missouri State	10-3	281	17	Missouri Valley
17.	UNC Greensboro	8-3	271	NR	Southern
18.	South Dakota	11-3	252	25	Summit
19.	New Mexico State	9-2	241	NR	Western Athletic
20.	Northern Kentucky	7-4	212	14	Horizon
21.	Central Michigan	8-2	192	16	Mid-American
22.	UC Santa Barbara	8-3	159	21	Big West
23.	FGCU	7-5	124	12	ASUN
24.	UC Davis	7-3	99	20	Big West
25.	Portland State	9-3	77	24	Big Sky

Bold Denotes FGCU Opponent

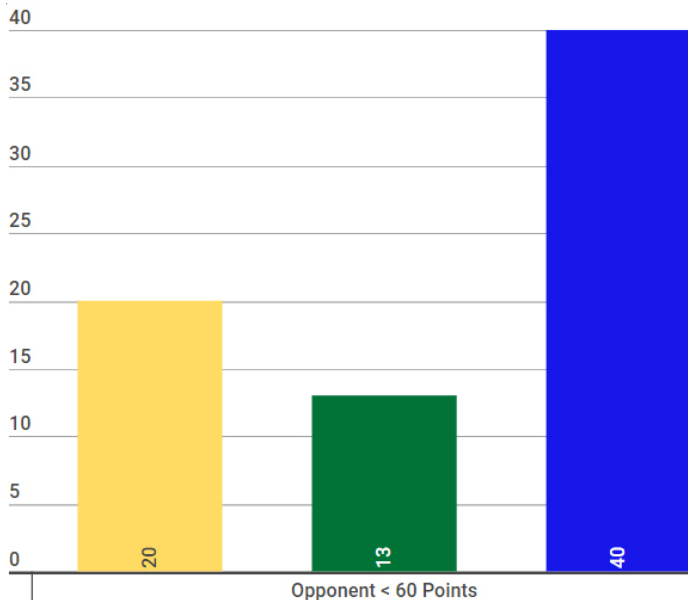
FGCU Opponents Receiving Votes:

Lipscomb (27), Illinois State (1)

With its win over Fairleigh Dickinson in the 2016 First Four, FGCU secured its third NCAA Tournament victory in four years (at the time). **The Eagles are the only current ASUN member which has won an NCAA Tournament game, and are responsible for three of the league's seven all-time NCAA Tournament victories, dating back to the ASUN's initial appearance in March Madness in 1981.**



LOCKING IN ON D



Since Dooley took over FGCU in 2013-14, FGCU has held 40 teams to 60 points or fewer. The Sweet Sixteen team in 2012-13 held 13 opponents to 60 points or fewer, but prior to that - in five seasons of D-I history - FGCU teams had only held opponents to 60 points or fewer 20 times.

The Eagles have led the ASUN in scoring defense in three of Dooley's four years with FGCU and finished 2nd in the other season. **Last year, the Eagles paced the conference by holding opponents to just 69.3 points per game - exactly six points better than any other team.**

At just 5-foot-2-inches, freshman **Darnell Rogers** is by far the smallest D-I player in the nation. The next smallest player is Mount St. Mary's Junior Robinson at 5-5.

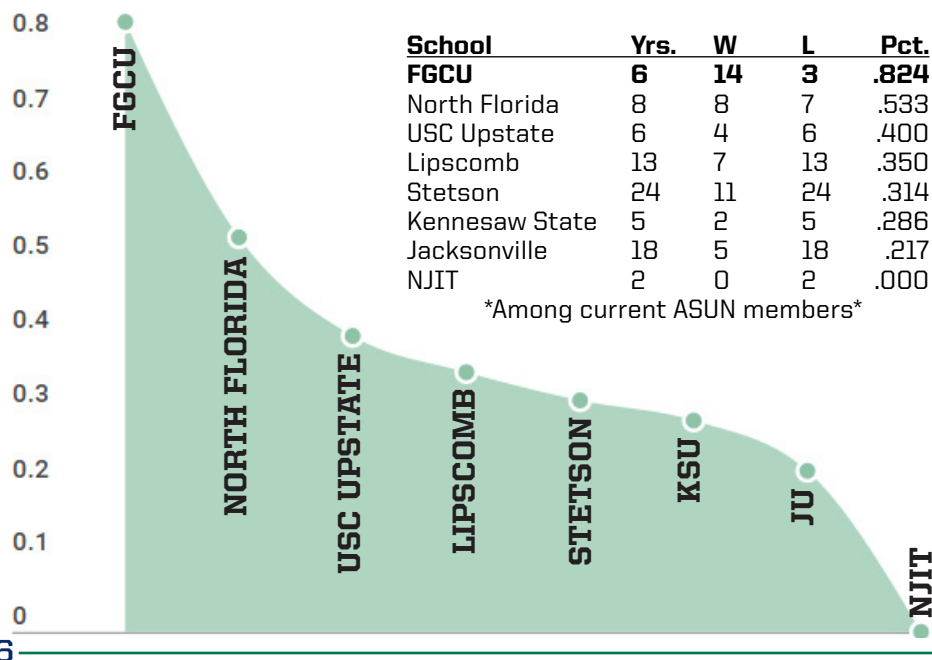
Rogers is believed to be the smallest scholarship D-I men's basketball player in history. While not confirmed due to many teams not being able to verify early-year rosters, only one player has been confirmed as smaller than 5-2, and that was Dayton's Keith Braswell at exactly 5 foot. However, Braswell was a walk-on during his one season with the Flyers in 1994-95.

More recently, Malcolm Reid - a 5-2 walk-on at Southeastern Louisiana in 2015-16 - matched Rogers' height, but he once again was also a walk-on. Darnell's father, Shawnta, stood at 5-4 and put together a heralded career at George Washington, ultimately culminating in him winning Atlantic 10 Conference Player of the Year in 1999.



FGCU has a pair of players related to Naismith Basketball Hall of Famers in Michael Gilmore and walk-on Ryan McAdoo. Gilmore is the nephew of Artis Gilmore, a six-time NBA All-Star, while McAdoo is the son of Bob McAdoo, a five-time NBA All-Star and NBA MVP in 1975.

ALL-TIME ASUN TOURNAMENT WIN%



FGCU YEAR-BY-YEAR

- 2012: Lost to Belmont in the Final
- 2013: Defeated Mercer to win the ASUN Championship
- 2014: Lost to Mercer in the Final
- 2015: Lost to USC Upstate in the Semifinals
- 2016: Defeated Stetson to win the ASUN Championship
- 2017: Defeated North Florida to win the ASUN Championship

FGCU is one of only two active ASUN members (North Florida, 2015) to have won an ASUN Tournament Championship. FGCU won its third title in six years, with the three championships being tied already for the 3rd-most in ASUN history (since 1979). Only Belmont (five titles from 2006-12) and UCF (four titles from 1994-05) have more.



PROTECTING THE ROCK



FGCU set the single-season program record with nine games of single-digit turnovers in 2015-16, surpassing the previous record of eight from 2014-15. Eight single-digit turnover games is exactly how many the Eagles had in their entire pre-D-I history. In 2013-14, FGCU had six single-digit turnover games. **Under Dooley, the Eagles have posted 32 of the program's 38 single-digit turnover games in the D-I era.**

D-I IMPROVEMENT

Coinciding with taking care of the ball better, FGCU has steadily improved its D-I record nearly every season, and has increased its winning percentage under each of its now three D-I era coaches.

2007-08	10-21
2008-09	11-20
2009-10	8-21
2010-11	10-20
Dave Balza: 39-82 (.322)	

2011-12	15-17
2012-13	26-11
Andy Enfield: 41-28 (.594)	
2013-14	22-13
2014-15	22-11
2015-16	21-14
2016-17	26-8
2017-18	7-6
Joe Dooley: 98-52 (.653)	

LOOKING AHEAD & BACK

The Eagles are the defending ASUN regular-season and two-time defending tournament champions. FGCU is installed as the preseason ASUN favorites, predicted to return to the NCAA Tournament for a third-straight year and fourth time in the past six seasons.

Last season, FGCU claimed its first outright ASUN regular-season title (12-2) and second overall. **The Eagles set a program D-I regular-season record with 23 wins and tied the all-time victory mark of 26,** finishing one triumph shy of matching the program's all-time mark. FGCU set D-I program single-season records in points per game (79.4), rebound margin (+5.4) and field goal percentage (.499) - 5th-best in the nation.

The Eagles made their third NCAA Tournament appearance in five years (six seasons of eligibility) and earned a program-best No. 14 seed. Despite losing its leading rebounder and shot blocker in Demetris Morant early in the 2nd half with an ankle injury, FGCU went on to fall to 3rd-seeded Florida State - the second-tallest team in the nation - by just six points, 86-80.

HOME SUCCESS



FGCU is 80-17 at Alico Arena since 2012-13. FGCU is 5-3 this year, went 16-3 last season, 16-4 in 2015-16, 13-4 in 2014-15, 15-2 in 2013-14 and 15-1 in 2012-13.



Versus ASUN foes during the regular season since 2012-13, FGCU is 34-5 at The Nest.

#DunkCity



Despite only becoming Division-I postseason eligible for the 2011-12 season, FGCU has already claimed an impressive 17 wins in the postseason.

ASUN 14-3 NCAA 3-3 NIT 0-1

FGCU is the only FGCU reached the Sweet Sixteen as a No. 15 seed in 2013 when the Eagles defeated No. 2 Georgetown and No. 7 San Diego State en route to capturing the nation and earning the #DunkCity moniker. The Green and Blue lost to No. 3 Florida in the next round before going 1-1 in 2015-16 and 0-1 last year.

The Eagles received a No. 8 seed in the NIT in 2014 and traveled to No. 1 Florida State, falling just short (58-53) to the eventual NIT semifinalists.

CIT 0-1

FGCU made its first appearance in the CIT in 2015, falling at home to Texas A&M-Corpus Christi, 75-69.

FGCU TRADITION

FGCU has made five postseason appearances in only six years of D-I eligibility: 2013 NCAA, 2014 NIT, 2015 CIT, 2016 NCAA, 2017 NCAA. FGCU is believed to be the only D-I program in NCAA history to make five postseason appearances in its first six years of eligibility.

2007-08

FGCU's first D-I season and first year as a member of the ASUN. The Eagles defeat North Florida, 70-67, in their first-ever league game and finish the year 6-10 in the ASUN (T-8th of 12 teams).

2008-09

The Eagles don't win a road game all season (0-14) and finish 7-13 in the ASUN (9th of 11 teams).

2009-10

The team wins its fewest ASUN games in single-season program history with just five en route to a 5-15 record (T-10th of 11 teams).

2010-11

FGCU starts 0-7 in league play, but begins to set the tone for a drastic shift in program history by finishing 7-6 on its way to a 7-13 ASUN record (7th of 11 teams).

2011-12

FGCU's first season of D-I postseason eligibility. The Eagles go 8-10 in the ASUN (T-6th of 11 teams) and earn the No. 6 seed in the conference tournament. FGCU defeats No. 3 USC Upstate, 71-61, upsets host and No. 2 Mercer in the semifinals, 62-58, before falling short in the title game to top-seeded Belmont, 83-69, after holding a 42-39 halftime lead.

2014-15

FGCU goes 11-3 in the ASUN (2nd of 8 teams) and receives the No. 2 seed, but falls at home in the ASUN semifinals to No. 3 USC Upstate, 63-62.

By reaching the ASUN Championship Final Game in each of its first three seasons of eligibility, FGCU became the only school in NCAA history to accomplish that feat.

1

2016-17



After claiming its first outright regular-season crown with a 12-2 record, FGCU beat Stetson by 30 points in the quarterfinals, knocked off Kennesaw State in the semifinals and then used a big 2nd half to run away from rival North Florida in the final to cut down the nets for the third time in five years.

2012-13



In just its second season of D-I postseason eligibility, FGCU goes 13-5 in the ASUN, earns the No. 2 seed in the conference tournament and for the second-straight year defeats Mercer on its home court -- this time in the final -- to earn an NCAA Tournament berth. The Eagles went on to become the only team in NCAA history to advance to the Sweet Sixteen as a 15 seed.

2013-14



FGCU wins its first ASUN regular-season championship with a record of 14-4 and earns the top seed in the ASUN tournament. But this time, No. 2-seeded Mercer defeats the Eagles on their home court in the title game, 68-60, and goes on to knock off Duke in the NCAA Tournament as a 14 seed.

2015-16



FGCU won its 2nd ASUN Tournament Championship in four years with an 80-78 overtime win over 7th-seeded Stetson. The Eagles tied for 2nd in the league, but received the 4th seed and defeated 5th-seeded Kennesaw State, 74-64, before dominating at top-seeded North Florida, 89-56, in the semifinals - the largest loss a top seed has ever suffered in the A-Sun Championship (since 1979).



THE BIRTH OF DUNK CITY

March 22 & 24, 2013 • Philadelphia, Pa.



#15 FGCU 78 #2 Georgetown 68

FGCU used five 2nd-half dunks and a 21-2 run to turn a 31-31 game at the 17:27 mark into a 52-33 Eagles' lead by the 12:30 mark. With Georgetown trying to mount a comeback in the closing two minutes, sophomore point guard Brett Comer threw a brazen one-handed alley-oop to Chase Fieler, who finished with one hand and Georgetown never got closer than five the rest of the night.



#15 FGCU 81 #7 San Diego State 71


Leading 54-52 with 11:30 left, FGCU went on a 17-0 run to open up a 71-54 advantage with less than four minutes remaining. The 10-point final margin was the closest SDSU would get in the final eight minutes. After not having any dunks in the 1st half against Georgetown, the Eagles finished with 10 in the closing 60 minutes - the Georgetown 2nd half and entire SDSU game.

THE ONLY 15 SEED TO EVER ADVANCE TO THE SWEET 16

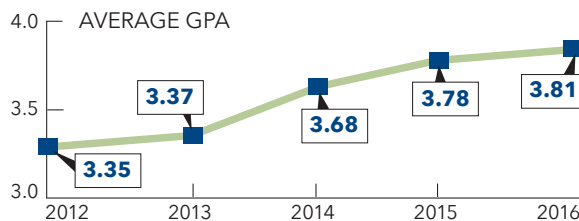
DUNK CITY EFFECT

THE MEN'S BASKETBALL TEAM'S DUNK CITY RUN AMPLIFIED THE FGCU EFFECT IN A HOST OF WAYS. HERE ARE A FEW:

FGCU STUDENT ENROLLMENT



ACADEMIC PROFILE OF ENTERING FRESHMEN



AVERAGE SAT SCORE

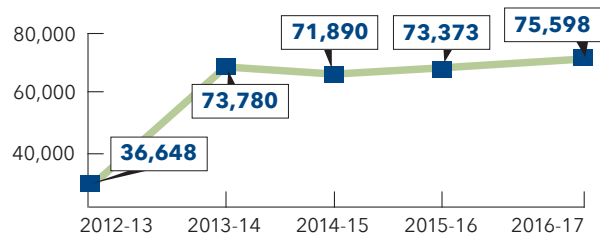
(INCLUDES WRITING)

FALL 2012
1528
FALL 2015
1592

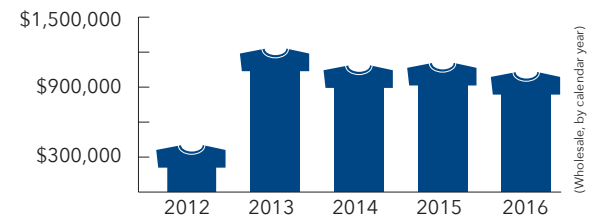
AVERAGE ACT SCORE

FALL 2012
21.8
FALL 2015
24.1

TOTAL YEARLY ATTENDANCE AT MEN'S HOME BASKETBALL GAMES



SALES OF LICENSED FGCU MERCHANDISE



FUNDRAISING STRIDES

2012-13 \$14 million
2015-16 \$33 million*

*Original \$18 million surpassed

ALUMNI PARTICIPATION RATE

2012-13 / **2.75%**
2015-16 / **5.3%**



DUNK CITY IMPACT

The national exposure from the Eagles' run to the Sweet Sixteen as a No. 15 seed in 2013 has had far-reaching impacts throughout the university and Southwest Florida:

>>> A 27-percent increase in freshman applications the next year, allowing the school to become more selective in its admission. The average high school GPA of admitted students has increased every year from 3.35 in Fall 2012 to 3.81 in Fall 2016.

>>> The university's fundraising office doubled its number of alumni donors in a year.

>>> The Athletic Department posted a record \$4.8 million in external revenues during the 2016 fiscal year, up from \$4.4 million in 2015 and a significant jump from only \$3.1 million in 2013 prior to the run to the Sweet Sixteen.

>>> Since 2013-14, FGCU has been responsible for roughly one-third of the entire ASUN's home attendance over that time.

>>> Last year, supporters filled Alico Arena to an average of nearly 4,000 fans per game - 92 percent capacity of The Nest's 4,333 seats. In terms of percentage capacity, that ranked 31st in the nation - ahead of Miami, UConn, Notre Dame, UCLA and many other marquee programs.

SECOND ROUND			
	78	68	
THIRD ROUND			
	81	71	



>>> Earned his 100th career win on Feb. 21, 2015, at home against USC Upstate, 86-72. As FGCU's 3rd head coach in the D-I era (since 2007-08), he already holds the record for most wins (98).

Following called timeouts last year, FGCU ranked 4th in the nation in points per possession at 1.059 (leader: UCLA, 1.083).



JOE DOOLEY

HOMETOWN

West Orange, N.J.

EDUCATION

George Washington University '88
(B.A. in Speech Communications)

ANNOUNCED AS FGCU HEAD COACH

Wednesday, April 17, 2013

FAMILY

Tanya (Wife) | Max (Son)

COACHING CAREER

1988-91: South Carolina, Assistant
1991-95: East Carolina, Assistant
1995-99: East Carolina, Head
1999-2000: New Mexico, Assistant
2000-02: New Mexico, Associate Head
2002-03: Wyoming, Assistant
2003-2013: Kansas, Assistant
2013-Present: FGCU, Head

IN SHORT

Dooley was named the 2017 ASUN Coach of the Year and the 2017 NABC District 3 Coach of the Year after leading the Eagles to a D-I program record 26 wins. He has coached eight all-conference selections at the helm of the Green and Blue. In August of 2013, ESPN named Dooley one of the top-two new hires positioned for success. Prior to FGCU, he was an assistant coach at Kansas for a decade, winning 300 games, reaching six Sweet Sixteen rounds and winning the 2008 National Championship.

THE DOOLEY WORKSHEET - AS HEAD COACH

RECORD				
YEAR	SCHOOL	OVERALL	CONFERENCE	POSTSEASON
1995-1996	East Carolina	17-11	9-9 (T-4th; CAA)	-
1996-1997	East Carolina	17-10	9-7 (T-3rd; CAA)	-
1997-1998	East Carolina	10-17	5-11 (T-7th; CAA)	-
1998-1999	East Carolina	13-14	7-9 (7th; CAA)	-
2013-2014	FGCU	22-13	14-4 (T-1st; ASUN)	NIT 1st Rd
2014-2015	FGCU	22-11	11-3 (2nd; ASUN)	CIT 1st Rd
2015-2016	FGCU	21-14	8-6 (T-2nd; ASUN)	NCAA 1st Rd (First 4 Win)
2016-2017	FGCU	26-8	12-2 (1st; ASUN)	NCAA 1st Rd
2017-2018	FGCU	7-6	0-0	
TOTAL	8+ SEASONS	155-104 (.598)	 AT FGCU: 98-52 (.653)	

THE DOOLEY WORKSHEET - AS AN ASSISTANT COACH

RECORD				
YEAR	SCHOOL	OVERALL	CONFERENCE	POSTSEASON
1988-1989	South Carolina	19-11	8-4 (Metro Conf.)	NCAA 1st Rd
1989-1990	South Carolina	14-14	6-8 (Metro Conf.)	-
1990-1991	South Carolina	20-13	5-9 (Metro Conf.)	NIT 2nd Rd
1991-1992	East Carolina	10-18	4-10 (7th; CAA)	-
1992-1993	East Carolina	14-16	4-10 (7th; CAA)	NCAA 1st Rd
1993-1994	East Carolina	15-12	7-8 (5th; CAA)	-
1994-1995	East Carolina	18-11	7-8 (4th; CAA)	-
1999-2000	New Mexico	18-14	9-5 (3rd; Mountain West)	NIT 2nd Rd
2000-2001	New Mexico	21-13	6-8 (T-5th; Mountain West)	NIT Quarterfinal
2001-2002	New Mexico	16-14	6-8 (6th; Mountain West)	NIT 1st Rd
2002-2003	Wyoming	21-11	8-6 (T-4th; Mountain West)	NIT 2nd Rd
2003-2004	Kansas	24-9	12-4 (T-2nd; Big 12)	NCAA Elite 8
2004-2005	Kansas	23-7	12-4 (T-1st; Big 12)	NCAA 1st Rd
2005-2006	Kansas	25-8	13-3 (T-1st; Big 12)	NCAA 1st Rd
2006-2007	Kansas	33-5	14-2 (1st; Big 12)	NCAA Elite 8
2007-2008	Kansas	37-3	13-3 (T-1st; Big 12)	NCAA Champions
2008-2009	Kansas	27-8	14-2 (1st; Big 12)	NCAA Sweet 16
2009-2010	Kansas	33-3	15-1 (1st; Big 12)	NCAA 2nd Rd
2010-2011	Kansas	35-3	14-2 (1st; Big 12)	NCAA Elite 8
2011-2012	Kansas	32-7	16-2 (1st; Big 12)	NCAA Runner-Up
2012-2013	Kansas	31-6	14-4 (T-1st; Big 12)	NCAA Sweet 16
TOTAL	21 SEASONS	486-206 (.702)		



ROSTER BREAKDOWN

NO.	NAME	POS.	HT.	WT.	YR.	HOMETOWN/PREVIOUS SCHOOL(S)
0	Brandon Goodwin	G	6-2	180	R-Sr.	Norcross, Ga./UCF/Norcross HS
1	Troy Baxter Jr. ^	F	6-8	200	So.	Tallahassee, Fla./UNLV/Oldsma Christian HS
2	Joshua Ko *	G	6-1	167	R-Sr.	Kailua, H.I./Pittsburgh/Kalaheo HS
3	Darnell Rogers	G	5-2	150	Fr.	Baltimore, Md./Shiloh HS/Believe Prep/Indian Land HS
5	Zach Johnson	G	6-2	195	R-Jr.	Miami, Fla./Norland HS
10	Kyle Hoffman * ^	G	5-9	140	So.	Lawrence, Kansas/Ottawa University (Kansas)/Lawrence HS
11	Christian Terrell	G	6-5	187	Sr.	Jacksonville, Fla./Providence HS
12	Mark Matthews * ^	G	6-6	215	Jr.	Fort Myers, Fla./USC Aiken/UNCW/Fort Myers HS
13	RaySean Scott Jr.	F	6-7	213	So.	Compton, Calif./Compton HS
15	Ricky Doyle	F	6-10	253	R-Jr.	Cape Coral, Fla./Michigan/Bishop Verot HS
20	Ryan McAdoo *	G	6-5	190	Fr.	Boca Raton, Fla./St. Andrews HS
21	Brady Ernst	F	6-10	230	R-So.	Clinton, Iowa/Indian Hills CC/Iowa State/Clinton HS
23	Christian Carlyle	G	6-6	210	So.	Jacksonville, Fla./Bishop Kenny HS
24	Michael Gilmore	F	6-10	210	R-Jr.	Jacksonville, Fla./Miami/VCU/Rickards HS
30	Brian Thomas	F	6-9	240	Fr.	Kell, Ga./Kell HS
31	Dinero Mercurius	G	6-4	200	R-Jr.	Orlando, Fla./Daytona State/UTRGV/USF/Faith Baptist Christian HS
32	Antravious Simmons	F	6-9	250	R-Sr.	Miami, Fla./VCU/South Miami HS
33	Dolan Mahoney *	G	6-2	185	Jr.	Bradenton, Fla./IMG Academy
55	Ryan Rocuant *	C	6-10	220	Fr.	Estero, Fla./Estero HS

^ Will sit out and utilize a redshirt season in 2017-18 in accordance with NCAA transfer rules.

* Walk On

TRANSFERS ELIGIBLE

PLAYER	NOTES
Ricky Doyle	Played in 67 of a possible 68 games at Michigan; started 30; averaged 4.9 ppg & 2.5 rpg; .624 FG%
Michael Gilmore	Eligible in mid-December; 12 pts, 8 rbs w/ VCU vs. Oklahoma in 2016 NCAA Tournament; 18 starts

KEY NEWCOMERS

PLAYER	NOTES
Darnell Rogers	23 ppg, 7 apg, 2 spg @ Believe Prep in 2016-17; played AAU for Team CP3; son of GW star Shawnta Rogers
Brian Thomas	3-star recruit by Rivals; ranked as the 16th-best player in Georgia; 5 blocks per game as a junior

TRANSFERS SITTING OUT

PLAYER	NOTES
Troy Baxter Jr.	4.3 ppg, 2.3 rpg as a freshman at UNLV; double-figure points 4 times; .415 FG %
Mark Matthews	15.5 ppg last year at D-II USC Aiken; played 23 games with D-I UNC Wilmington as freshman in '15-'16



Joe Dooley
Head Coach
5th Season
29th Overall
GW '88



Michael Fly
Assistant Coach
7th Season
10th Overall
Kentucky '06



Tom Abatemarco
Assistant Coach
3rd Season
43rd Overall
Dowling '74



David Cason
Assistant Coach
1st Season
23rd Overall
Illinois State '96



Tyler Schwab
Dir. of Operations
5th Season
5th Overall
Spring Hill '12



Lawrence Brenneman
Video Operations
3rd Season
24th Overall
Geneva (Pa.) '85



BRANDON GOODWIN

R-Sr. | G | 6-2 | 180 | Norcross, Ga. | UCF | Norcross HS

RECORD PERFORMANCES

POINTS

Career 30 @ Houston (1/6/15)
Season 26 vs. Middle Tennessee (12/2/17)
ASUN 29, 2x, Last @ USC Upstate (2/18/17)

REBOUNDS

Career 11, 2x, Last vs. FAU (12/5/17)
Season 11 vs. FAU (12/5/17)
ASUN 10, 2x, Last vs. Lipscomb (2/9/17)

ASSISTS

Career 13 @ Tulane (2/19/15)
Season 10 vs. Webber Int'l (11/29/17)
ASUN 7, 2x, Last vs. Jacksonville (1/28/17)

STEALS

Career 4, 5x, Last vs. NJIT (1/21/17)
Season 3 vs. Illinois State (11/11/17)
ASUN 4 vs. NJIT (1/21/17)

FIELD GOALS MADE

Career 12, 2x, Last vs. Florida State (3/16/17)
Season 10 vs. FAU (12/5/17)
ASUN 11 vs. North Florida (1/30/17)

FIELD GOALS ATTEMPTED

Career 27 vs. Florida State (3/16/17)
Season 20 vs. FAU (12/5/17)
ASUN 19, 3x, Last vs. Lipscomb (2/9/17)

FREE THROWS MADE

Career 15 @ USC Upstate (2/18/17)
Season 12 @ Middle Tennessee (11/21/17)
ASUN 15 @ USC Upstate (2/18/17)

FREE THROWS ATTEMPTED

Career 17, 2x, Last @ Middle Tennessee (11/21/17)
Season 17 @ Middle Tennessee (11/21/17)
ASUN 17 @ USC Upstate (2/18/17)

3-POINT FIELD GOALS MADE

Career 4, 4x, Last @ NJIT (2/16/17)
Season 3, 3x, Last vs. Oral Roberts (12/16/17)
ASUN 4 @ NJIT (2/16/17)

3-POINT FIELD GOALS ATTEMPTED

Career 10 vs. Florida State (3/16/17)
Season 9 vs. Denver (11/24/17)
ASUN 8, 2x, Last vs. Stetson (2/23/17)

MINUTES

Career 50 vs. Tulane (1/14/15)
Season 38, 2x, Last @ FIU (12/19/17)
ASUN 39 vs. Lipscomb (2/9/17)

MISCELLANEOUS

	Season	Career
Double-Doubles	2	6
Double-Figure Points	12	62
20+ Points	7	22
5+ Rebounds	6	33
7+ Assists	4	16
Double-Figure Assists	1	3
Games W/ Multiple 3s	5	23
Games W/ Multiple Steals	5	26

UNANIMOUS ASUN PRESEASON PLAYER OF THE YEAR LOU HENSON AWARD WATCH LIST (Nation's Best Mid-Major Player)

NOTEWORTHY

73 made free throws are the 13th-most in the nation ... double-figure points in 12 of 13 games ... five-straight 20+ point games ... **ASUN Player of the Week (Dec. 11)** after averaging 23 points, eight rebounds and six assists over two games.

2016-17 HIGHLIGHTS

ASUN Newcomer of the Year (Unanimous)
ASUN First Team
NABC District 3 First Team
ASUN Tournament MVP
ASUN All-Tournament Team
6x ASUN Newcomer of the Week (ASUN Record)
ASUN Player of the Week (Feb. 20)



@goodysav

Set the program's single-season scoring record with 629 points - the only player to ever eclipse the 600-point mark ... the 18.5 point-per-game average shattered the program's previous D-I single-season record of 17.1 by Marc-Eddy Norelia in 2015-16 ... 136 made free throws also eclipsed Norelia's D-I single-season program record of 129 set in 2015-16 ... hit three game-winning shots on the year.

GAME-BY-GAME STATS

Opponent	Date	gs	min	Total		3-Pointers		Free throws		Rebounds								pts	avg		
				fg-fga	pct	3fg-fga	pct	ft-fa	pct	off	def	tot	avg	pf	a	t/o	blk			stl	
ILLINOIS STATE	11/11/17	*	36	6-13	.462	0-1	.000	9-12	.750	2	6	8	8.0	0	7	2	0	3	21	21.0	
at Siena	11/13/17	*	26	6-13	.462	1-6	.167	3-3	1.000	0	2	2	5.0	2	4	6	0	2	16	18.5	
at Bowling Green	11/18/17	*	33	4-16	.250	1-6	.167	8-10	.800	1	6	7	5.7	1	5	2	0	1	17	18.0	
at Middle Tennessee	11/21/17	*	37	4-12	.333	0-4	.000	12-17	.706	0	5	5	5.5	4	3	5	0	0	20	18.5	
DENVER	11/24/17	*	34	5-12	.417	3-9	.333	3-4	.750	0	4	4	5.2	1	3	2	0	1	16	18.0	
NAVY	11/25/17	*	33	7-11	.636	2-6	.333	3-4	.750	0	4	4	5.0	1	2	4	0	0	19	18.2	
ST. FRANCIS BROOKLYN	11/26/17	*	27	2-13	.154	1-4	.250	0-0	.000	0	4	4	4.9	1	2	2	0	0	5	16.3	
WEBBER INTERNATIONAL	11/29/17	*	25	3-11	.273	0-4	.000	8-8	1.000	1	1	2	4.5	1	10	2	1	1	14	16.0	
MIDDLE TENNESSEE	12/2/17	*	38	8-17	.471	3-7	.429	7-9	.778	2	4	6	4.7	1	3	1	0	2	26	17.1	
FAU	12/5/17	*	37	10-20	.500	0-2	.000	3-5	.600	4	7	11	5.3	2	4	0	0	0	23	17.7	
at rv UT Arlington	12/9/17	*	36	7-17	.412	1-3	.333	8-9	.889	2	3	5	5.3	2	8	3	0	2	23	18.2	
ORAL ROBERTS	12/16/17	*	30	7-12	.583	3-6	.500	3-3	1.000	0	1	1	4.9	0	5	6	0	1	20	18.3	
at FIU	12/19/17	*	38	8-14	.571	2-6	.333	6-10	.600	4	5	9	5.2	2	8	5	0	2	24	18.8	
Totals			12	430	77-181	.425	17-64	.266	73-94	.777	16	52	68	5.2	18	64	40	1	15	244	18.8

Games played: 13
Minutes/game: 33.1
Points/game: 18.8
FG Pct: 42.5
3FG Pct: 26.6
FT Pct: 77.7

Rebounds/game: 5.2
Assists/game: 4.9
Turnovers/game: 3.1
Assist/turnover ratio: 1.6
Steals/game: 1.2
Blocks/game: 0.1

CAREER STATS

			Total		3-Point		F-Throws		Rebounds										Scoring	
Season	gp-gs	min/avg	fg-fga	pct	fg-fga	pct	ft-fa	pct	off	def	tot	avg	pf	fo	ast	to	blk	stl	pts	avg
2013-14*	28-9	412/14.7	25-63	.397	4-18	.222	29-49	.592	14	39	53	1.9	29	0	49	30	1	13	83	3.0
2014-15*	30-30	1013/33.8	108-247	.437	17-65	.262	74-122	.607	36	81	117	3.9	59	1	127	88	4	37	307	10.2
2016-17	34-34	1073/31.6	219-428	.512	55-156	.353	136-172	.791	28	126	154	4.5	73	1	139	72	2	41	629	18.5
2017-18	13-12	430/33.1	77-181	.425	17-64	.266	73-94	.777	16	52	68	5.2	18	0	64	40	1	15	244	18.8
TOTAL	47-46	1503/32.0	296-609	.486	72-220	.327	209-266	.786	44	178	222	4.7	91	1	203	112	3	56	873	18.6
All*	105-85	2928/27.9	429-919	.467	93-303	.307	312-437	.714	94	298	392	3.7	179	2	379	230	8	106	1263	12.0



5 ZACH JOHNSON

R-Jr. | G | 6-2 | 195 | Miami, Fla. | Norland HS

RECORD PERFORMANCES

POINTS

Career	27 vs. Illinois State (11/11/17)
Season	27 vs. Illinois State (11/11/17)
ASUN	25 @ Jacksonville (2/1/16)

REBOUNDS

Career	6 vs. Stetson (2/23/17)
Season	5, 4x, Last @ rv UT Arlington (12/9/17)
ASUN	6 vs. Stetson (2/23/17)

ASSISTS

Career	9 @ Georgia Southern (12/4/16)
Season	8 vs. Oral Roberts (12/16/17)
ASUN	7 vs. Lipscomb (2/18/16)

STEALS

Career	4, 5x, Last vs. Denver (11/24/17)
Season	4, 2x, Last vs. Denver (11/24/17)
ASUN	4 vs. North Florida (1/30/17)

FIELD GOALS MADE

Career	11 vs. Bowling Green (11/23/15)
Season	8 vs. Illinois State (11/11/17)
ASUN	9 @ Jacksonville (2/1/16)

FIELD GOALS ATTEMPTED

Career	19 vs. Illinois State (11/11/17)
Season	19 vs. Illinois State (11/11/17)
ASUN	16, 2x, Last vs. North Florida (1/30/17)

FREE THROWS MADE

Career	9 @ Lipscomb (1/14/17)
Season	8 vs. Illinois State (11/11/17)
ASUN	9 @ Lipscomb (1/14/17)

FREE THROWS ATTEMPTED

Career	15 vs. Siena (12/9/16)
Season	10 vs. Middle Tennessee (11/21/17)
ASUN	12 @ Lipscomb (1/14/17)

3-POINT FIELD GOALS MADE

Career	6 vs. Stetson (2/23/17)
Season	3, 3x, Last vs. Navy (11/15/17)
ASUN	6 vs. Stetson (2/23/17)

3-POINT FIELD GOALS ATTEMPTED

Career	12 vs. Illinois State (11/11/17)
Season	12 vs. Illinois State (11/11/17)
ASUN	11 vs. Stetson (2/23/17)

MINUTES

Career	42, 2x, Last @ USC Upstate (2/18/17)
Season	39 vs. Illinois State (11/11/17)
ASUN	42 @ USC Upstate (2/18/17)

MISCELLANEOUS

	Season	Career
Double-Figure Points	8	49
20+ Points	2	8
Team Leader/Scoring	2	13
Double-Doubles		
5+ Rebounds	4	12
5+ Assists	1	18
Double-Figure Assists		
Team Leader/Assists	3	30
Games W/ A Steal	13	54

NOTEWORTHY

Opened the season with a career-high 27 points against Illinois State ... added four assists, four rebounds and a career-high-tying four steals in that game ... **made both free throws with 5.3 seconds left at Bowling Green to tie the game at 80-80** before the Falcons hit a game-winning 3-pointer with .9 of a second remaining ... **has a steal in all 13 games this year; multiple steals in nine contests ... ranks 12th in the nation with 29 total thefts** ... season-best eight assists against Oral Roberts - double his previous season high entering the game ... has three career game-saving blocked shots at the buzzer (versus NJIT, at Kennesaw State and against Stetson at the rim in overtime to seal the 2016 ASUN Championship victory).

@ZachJohns5n



GAME-BY-GAME STATS

Opponent	Date	gs	min	Total		3-Pointers		Free throws		Rebounds				pf	a	t/o	blk	stl	pts	avg	
				fg-fga	pct	3fg-3fa	pct	ft-fra	pct	off	def	tot	avg								
ILLINOIS STATE	11/11/17	*	39	8-19	.421	3-12	.250	8-9	.889	1	3	4	4.0	0	4	3	1	4	27	27.0	
at Siena	11/13/17	*	31	6-13	.462	0-4	.000	1-1	1.000	2	1	3	3.5	2	1	1	0	1	13	20.0	
at Bowling Green	11/18/17	*	34	2-10	.200	0-3	.000	4-4	1.000	0	5	5	4.0	2	4	6	0	2	8	16.0	
at Middle Tennessee	11/21/17	*	37	5-12	.417	1-4	.250	7-10	.700	2	3	5	4.3	3	1	4	0	2	18	16.5	
DENVER	11/24/17	*	31	5-9	.556	3-5	.600	7-9	.778	0	2	2	3.8	3	1	1	0	4	20	17.2	
NAVY	11/25/17	*	34	6-12	.500	3-6	.500	2-2	1.000	0	5	5	4.0	2	3	1	0	1	17	17.2	
ST. FRANCIS BROOKLYN	11/26/17	*	28	3-12	.250	0-1	.000	2-2	1.000	0	4	4	4.0	0	3	1	0	3	8	15.9	
WEBBER INTERNATIONAL	11/29/17	*	20	7-14	.500	1-6	.167	1-2	.500	0	3	3	3.9	1	2	0	0	3	16	15.9	
MIDDLE TENNESSEE	12/2/17	*	23	2-7	.286	0-1	.000	3-4	.750	0	2	2	3.7	4	4	3	0	2	7	14.9	
FAU	12/5/17	*	30	4-9	.444	0-1	.000	4-6	.667	0	0	0	3.3	3	0	1	1	1	12	14.6	
at rv UT Arlington	12/9/17	*	36	5-12	.417	1-5	.200	2-5	.400	0	5	5	3.5	3	2	8	0	2	13	14.5	
ORAL ROBERTS	12/16/17	*	29	1-3	.333	1-2	.500	0-0	.000	1	0	1	3.3	0	8	4	0	3	3	13.5	
at FIU	12/19/17	*	35	3-9	.333	2-6	.333	4-4	1.000	0	2	2	3.2	5	3	3	0	1	12	13.4	
Totals			13	407	57-141	.404	15-56	.268	45-58	.776	6	35	41	3.2	28	36	36	2	29	174	13.4

Games played: 13
Minutes/game: 31.3
Points/game: 13.4
FG Pct: 40.4
3FG Pct: 26.8
FT Pct: 77.6

Rebounds/game: 3.2
Assists/game: 2.8
Turnovers/game: 2.8
Assist/turnover ratio: 1.0
Steals/game: 2.2
Blocks/game: 0.2

CAREER STATS

Season	gp-gs	min/avg	Total	3-Point	F-Throws	Rebounds															Scoring
			fg-fga	pct	fg-fga	pct	ft-fa	pct	off	def	tot	avg	pf	fo	ast	to	blk	stl		pts	avg
2015-16	35-20	941/26.9	141-298	.473	27-71	.380	78-120	.650	11	78	89	2.5	83	2	115	82	19	31		387	11.1
2016-17	33-32	967/29.3	136-357	.381	54-157	.344	67-106	.632	18	75	93	2.8	77	2	102	88	12	45		393	11.9
2017-18	13-13	407/31.3	57-141	.404	15-56	.268	45-58	.776	6	35	41	3.2	28	1	36	36	2	29		174	13.4
TOTAL	81-65	2315/28.6	334-796	.420	96-284	.338	190-284	.669	35	188	223	2.8	188	5	253	206	33	105		954	11.8



11 CHRISTIAN TERRELL

Sr. | G | 6-5 | 187 | Jacksonville, Fla. | Providence HS

RECORD PERFORMANCES

POINTS

Career 25 vs. South Dakota (12/28/15)
Season 20 vs. St. Francis Brooklyn (11/26/17)
ASUN 18, 2x, Last @ USC Upstate (2/18/17)

REBOUNDS

Career 18 vs. Youngstown State (11/21/15)
Season 10, 2x, Last vs. Webber Int'l (11/29/17)
ASUN 10 vs. Jacksonville (1/27/16)

ASSISTS

Career 7, 3x, Last vs. Long Beach State (11/25/16)
Season 5, 3x, Last vs. Middle Tennessee (12/2/17)
ASUN 6 @ NJIT (2/16/17)

STEALS

Career 5 vs. South Dakota (12/28/15)
Season 2 vs. Middle Tennessee (12/2/17)
ASUN 3 vs. North Florida (2/6/16)

FIELD GOALS MADE

Career 9 vs. Ave Maria (11/29/15)
Season 8 @ Bowling Green (11/18/17)
ASUN 7, 2x, Last @ Kennesaw State (1/21/16)

FIELD GOALS ATTEMPTED

Career 19 vs. South Dakota (12/28/15)
Season 14 @ FIU (12/19/17)
ASUN 16 @ Stetson (1/7/17)

FREE THROWS MADE

Career 7, 2x, Last vs. Fairleigh Dickinson (3/15/16)
Season 4, 2x, Last vs. St. Francis Brooklyn (11/26/17)
ASUN 6 @ North Florida (1/25/17)

FREE THROWS ATTEMPTED

Career 10 @ North Florida (1/25/17)
Season 5, 2x, Last vs. Middle Tennessee (12/2/17)
ASUN 10 @ North Florida (1/25/17)

3-POINT FIELD GOALS MADE

Career 5, 2x, Last @ FIU (12/19/17)
Season 5 @ FIU (12/19/17)
ASUN 4 @ Stetson (1/7/17)

3-POINT FIELD GOALS ATTEMPTED

Career 11, 2x, Last @ FIU (12/19/17)
Season 11 @ FIU (12/19/17)
ASUN 11 @ Stetson (1/7/17)

MINUTES

Career 40, 2x, Last vs. Stetson (3/6/16)
Season 38, 2x, Last @ rv UT Arlington (12/9/17)
ASUN 39 @ Stetson (1/7/17)

MISCELLANEOUS

	Season	Career
Double-Doubles	2	4
Double-Figure Points	11	55
20+ Points	1	7
Team Leader Scoring	4	18
Games W/ A 3-Pointer	11	76
5+ Rebounds	9	40
5+ Assists	3	10
Multi-Steal Games	1	21

CAREER STATS

			Total		3-Point		F-Throws		Rebounds											Scoring	
Season	gp-gs	min/avg	fg-fga	pct	fg-fga	pct	ft-fa	pct	off	def	tot	avg	pf	fo	ast	to	blk	stl	pts	avg	
2014-15	33-1	392/11.9	38-99	.384	19-55	.345	15-20	.750	7	45	52	1.6	33	0	26	28	7	9	110	3.3	
2015-16	35-24	1021/29.2	159-357	.445	47-131	.359	81-113	.717	38	139	177	5.1	67	0	82	46	13	42	446	12.7	
2016-17	33-31	937/28.4	120-284	.423	53-151	.351	44-61	.721	26	79	105	3.2	57	1	80	38	8	26	337	10.2	
2017-18	13-13	398/30.6	69-122	.566	30-55	.545	18-24	.750	13	66	79	6.1	21	0	30	24	8	6	186	14.3	
TOTAL	114-69	2748/24.1	386-862	.448	149-392	.380	158-218	.725	84	329	413	3.6	178	1	218	136	36	83	1079	9.5	

#DunkCity

NOTEWORTHY

Starting backcourt teammate with Duke's Grayson Allen at Providence High School ... went 7-7 from the floor at Siena and 8-11 at Bowling Green; 15-18 over those two games from the field ... season-high 20 points against St. Francis Brooklyn ... **reached 1,000 career points against Webber International** ... has a pair of double-doubles on the year: 12 points and 10 rebounds versus Navy and 18 points and 10 rebounds against Webber International ... leads FGCU in rebounding (79 / 6.1 per game) as a guard ... **entered the FIU game ranked 3rd in the nation in field-goal percentage among guards** (now .566) ... career-high five 3-pointers versus a D-I opponent in FIU ... **is just the 6th player in program history with 1,000 career points and 400 career rebounds.**



@Cterrell35

GAME-BY-GAME STATS

Opponent	Date	gs	min	Total		3-Pointers		Free throws		Rebounds										
				fg-fga	pct	3fg-fga	pct	ft-fa	pct	off	def	tot	avg	pf	a	t/o	blk	stl	pts	avg
ILLINOIS STATE	11/11/17	*	38	6-12	.500	1-2	.500	0-0	.000	0	8	8	8.0	1	1	2	2	1	13	13.0
at Siena	11/13/17	*	23	7-7	1.000	2-2	1.000	0-0	.000	0	5	5	6.5	3	1	0	0	0	16	14.5
at Bowling Green	11/18/17	*	33	8-11	.727	2-4	.500	0-0	.000	0	5	5	6.0	4	2	1	2	0	18	15.7
at Middle Tennessee	11/21/17	*	27	2-5	.400	0-3	.000	0-0	.000	1	7	8	6.5	2	3	1	0	1	4	12.8
DENVER	11/24/17	*	33	5-11	.455	2-6	.333	4-5	.800	0	4	4	6.0	0	5	4	0	0	16	13.4
NAVY	11/25/17	*	30	5-9	.556	2-3	.667	0-0	.000	3	7	10	6.7	0	1	0	1	0	12	13.2
ST. FRANCIS BROOKLYN	11/26/17	*	30	7-10	.700	2-2	1.000	4-4	1.000	1	2	3	6.1	0	0	2	0	0	20	14.1
WEBBER INTERNATIONAL	11/29/17	*	21	7-12	.583	3-6	.500	1-2	.500	3	7	10	6.6	0	5	0	1	1	18	14.6
MIDDLE TENNESSEE	12/2/17	*	31	2-4	.500	0-1	.000	3-5	.600	1	7	8	6.8	2	5	2	0	2	7	13.8
FAU	12/5/17	*	28	4-7	.571	3-3	1.000	3-4	.750	1	3	4	6.5	3	1	1	0	0	14	13.8
at rv UT Arlington	12/9/17	*	38	6-8	.750	4-5	.800	0-0	.000	1	4	5	6.4	1	3	4	0	1	16	14.0
ORAL ROBERTS	12/16/17	*	34	5-12	.417	4-7	.571	0-0	.000	2	0	2	6.0	1	2	3	1	0	14	14.0
at FIU	12/19/17	*	32	5-14	.357	5-11	.455	3-4	.750	0	7	7	6.1	4	1	4	1	0	18	14.3
Totals		13	398	69-122	.566	30-55	.545	18-24	.750	13	66	79	6.1	21	30	24	8	6	186	14.3

Games played: 13
Minutes/game: 30.6
Points/game: 14.3
FG Pct: 56.6
3FG Pct: 54.5
FT Pct: 75.0

Rebounds/game: 6.1
Assists/game: 2.3
Turnovers/game: 1.8
Assist/turnover ratio: 1.3
Steals/game: 0.5
Blocks/game: 0.6



13 RAYSEAN SCOTT JR.

So. | F | 6-7 | 213 | Compton, Calif. | Compton HS

RECORD PERFORMANCES

POINTS

Career	15 vs. Denver (11/24/17)
Season	15 vs. Denver (11/24/17)
ASUN	5 vs. Stetson (2/23/17)

REBOUNDS

Career	10 vs. St. Francis Brooklyn (11/26/17)
Season	10 vs. St. Francis Brooklyn (11/26/17)
ASUN	4, 2x, Last vs. Stetson (2/23/17)

ASSISTS

Career	2, 3x, Last vs. Middle Tennessee (12/2/17)
Season	2, 2x, Last vs. Middle Tennessee (12/2/17)
ASUN	2 vs. Kennesaw State (2/11/17)

STEALS

Career	1, 8x, Last @ FIU (12/19/17)
Season	1, 4x, Last @ FIU (12/19/17)
ASUN	

FIELD GOALS MADE

Career	7 vs. Denver (11/24/17)
Season	7 vs. Denver (11/24/17)
ASUN	2 vs. Stetson (2/23/17)

FIELD GOALS ATTEMPTED

Career	9 @ #13 Michigan State (11/20/16)
Season	8 vs. Denver (11/24/17)
ASUN	4 vs. Stetson (2/23/17)

FREE THROWS MADE

Career	4 @ Middle Tennessee (11/21/17)
Season	4 @ Middle Tennessee (11/21/17)
ASUN	1, 3x, Last vs. Stetson (2/23/17)

FREE THROWS ATTEMPTED

Career	5 @ Middle Tennessee (11/21/17)
Season	5 @ Middle Tennessee (11/21/17)
ASUN	3 vs. Kennesaw State (2/11/17)

3-POINT FIELD GOALS MADE

Career	4 @ #13 Michigan State (11/20/16)
Season	
ASUN	

3-POINT FIELD GOALS ATTEMPTED

Career	6 @ #13 Michigan State (11/20/16)
Season	2 @ Bowling Green (11/18/17)
ASUN	1, 3x, Last vs. Stetson (2/23/17)

MINUTES

Career	26 vs. Denver (11/24/17)
Season	26 vs. Denver (11/24/17)
ASUN	9 vs. Stetson (2/23/17)

MISCELLANEOUS

	Season	Career
Double-Figure Points	2	5
20+ Points		
Team Leader Scoring		
Double-Doubles		
5+ Rebounds	5	7
7+ Rebounds	4	4
Games W/ A 3-Pointer		4
Games W/ Multiple 3s		2
Games W/ A Steal	4	8

CAREER STATS

Season	gp-gs	min/avg	Total fg-fga pct	3-Point fg-fga pct	F-Throws ft-fa pct	Rebounds off def tot avg	Scoring pf fo ast to blk stl pts avg
2016-17	25-5	233/9.3	32-72 .444	8-30 .267	12-19 .632	9 43 52 2.1	45 0 9 17 3 4 84 3.4
2017-18	11-4	170/15.5	26-39 .667	0-5 .000	12-13 .923	21 36 57 5.2	33 0 8 7 7 4 64 5.8
TOTAL	36-9	403/11.2	58-111 .523	8-35 .229	24-32 .750	30 79 109 3.0	78 0 17 24 10 8 148 4.1

NOTEWORTHY

Missed the first two games of the year with a muscle strain in his knee ... **played against cause a ca-**
limited minutes at home Middle Tennessee be- ... tallied reer-high 15 points on 7-8 shooting versus Denver ... career-best 10 rebounds opposite St. Francis Brooklyn ... eight points, nine rebounds off the bench at FIU ... **48 percent (52 of 109) of his career rebounds have come in the last nine games.**



@yeaah_raay

GAME-BY-GAME STATS

Opponent	Date	gs	min	Total fg-fga pct	3-Pointers 3fg-fga pct	Free throws ft-fa pct	Rebounds off def tot avg	pf	a	t/o	blk	stl	pts	avg
at Bowling Green	11/18/17	9	14	.250	0-2 .000	0-0 .000	0 2 2 2.0	3	1	1	1	0	2	2.0
at Middle Tennessee	11/21/17	15	2-2	1.000	0-0 .000	4-5 .800	0 3 3 2.5	3	0	0	1	0	8	5.0
DENVER	11/24/17	26	7-8	.875	0-0 .000	1-1 1.000	5 3 8 4.3	2	0	0	1	0	15	8.3
NAVY	11/25/17 *	14	1-3	.333	0-1 .000	2-2 1.000	2 2 4 4.3	4	1	2	0	1	4	7.3
ST. FRANCIS BROOKLYN	11/26/17 *	19	3-3	1.000	0-0 .000	1-1 1.000	2 8 10 5.4	2	2	0	1	0	7	7.2
WEBBER INTERNATIONAL	11/29/17 *	14	5-5	1.000	0-0 .000	0-0 .000	4 3 7 5.7	1	1	1	1	1	10	7.7
MIDDLE TENNESSEE	12/2/17	10	0-0	.000	0-0 .000	0-0 .000	2 1 3 5.3	4	2	2	1	0	0	6.6
FAU	12/5/17	13	2-4	.500	0-1 .000	0-0 .000	1 4 5 5.3	3	1	0	0	0	4	6.3
at rv UT Arlington	12/9/17 *	17	1-2	.500	0-1 .000	2-2 1.000	1 3 4 5.1	4	0	1	1	1	4	6.0
ORAL ROBERTS	12/16/17	11	1-3	.333	0-0 .000	0-0 .000	0 2 2 4.8	3	0	0	0	0	2	5.6
at FIU	12/19/17	22	3-5	.600	0-0 .000	2-2 1.000	4 5 9 5.2	4	0	0	0	1	8	5.8
Totals		4	170	26-39 .667	0-5 .000	12-13 .923	21 36 57 5.2	33	8	7	7	4	64	5.8

Games played: 11
 Minutes/game: 15.5
 Points/game: 5.8
 FG Pct: 66.7
 3FG Pct: 0.0
 FT Pct: 92.3

Rebounds/game: 5.2
 Assists/game: 0.7
 Turnovers/game: 0.6
 Assist/turnover ratio: 1.1
 Steals/game: 0.4
 Blocks/game: 0.6



15 RICKY DOYLE

R-Jr. | F | 6-10 | 253 | Cape Coral, Fla. | Michigan | Bishop Verot HS

RECORD PERFORMANCES

POINTS

Career 16 vs. Coppin State (12/22/14)
Season 11 @ Bowling Green (11/18/17)
ASUN

TOTAL REBOUNDS

Career 11 @ Siena (11/13/17)
Season 11 @ Siena (11/13/17)
ASUN

OFFENSIVE REBOUNDS

Career 6 @ Siena (11/13/17)
Season 6 @ Siena (11/13/17)
ASUN

DEFENSIVE REBOUNDS

Career 5 @ Siena (11/13/17)
Season 5 @ Siena (11/13/17)
ASUN

BLOCKS

Career 3 @ Rutgers (1/20/15)
Season 1, 7x, Last vs. Oral Roberts (12/16/17)
ASUN

FIELD GOALS MADE

Career 6, 3x, Last vs. Wisconsin (3/13/15)
Season 5, 3x, Last vs. Webber Int'l (11/29/17)
ASUN

FIELD GOALS ATTEMPTED

Career 9 @ Bowling Green (11/18/17)
Season 9 @ Bowling Green (11/18/17)
ASUN

FREE THROWS MADE

Career 5 at Indiana (2/8/15)
Season 3 @ Siena (11/13/17)
ASUN

FREE THROWS ATTEMPTED

Career 9 vs. Coppin State (12/22/14)
Season 6 @ Siena (11/13/17)
ASUN

MINUTES

Career 33 @ Penn State (1/6/15)
Season 29 @ Middle Tennessee (11/21/17)
ASUN

MISCELLANEOUS

	Season	Career
Double-Doubles		
20+ Points		
10+ Rebounds	1	1
5+ Offensive Rebounds	1	3
10+ Defensive Rebounds		
Games W/ A Block	6	21
Multi-Block Games		3

NOTEWORTHY

Did not play at home against Middle Tennessee because of back spasms ... had started every game this year before missing the MT contest, and came off the bench versus FAU and rv UT Arlington ... increased his scoring each of the first three games of the season: Illinois State (8), Siena (9), Bowling Green (11) ... has been in foul trouble in six of nine games against D-I opponents, resulting in limited minutes ... consecutive 10-point games versus St. Francis Brooklyn and Webber International.

Transferred to FGCU from the University of Michigan in May of 2016.

Michigan Career Summary

Played in 67 of a possible 68 games during his two seasons, starting 30 contests ... averaged 4.9 points, 2.5 rebounds and shot 62.4 percent from the field ... reached double-figure points in 10 games, with seven of those coming against BCS opponents.

GAME-BY-GAME STATS

Opponent	Date	gs	min	Total		3-Pointers		Free throws		Rebounds											pts	avg
				fg-fga	pct	3fg-fga	pct	ft-fa	pct	off	def	tot	avg	pf	a	t/o	blk	stl				
ILLINOIS STATE	11/11/17	*	9	3-3	1.000	0-0	.000	2-3	.667	0	1	1	1.0	5	0	1	0	0	8	8.0		
at Siena	11/13/17	*	27	3-7	.429	0-1	.000	3-6	.500	6	5	11	6.0	1	3	0	1	1	9	8.5		
at Bowling Green	11/18/17	*	18	5-9	.556	0-1	.000	1-1	1.000	3	4	7	6.3	4	0	1	1	1	11	9.3		
at Middle Tennessee	11/21/17	*	29	3-7	.429	0-0	.000	0-0	.000	1	3	4	5.8	0	2	3	1	1	6	8.5		
DENVER	11/24/17	*	13	0-0	.000	0-0	.000	1-2	.500	0	2	2	5.0	4	1	1	1	2	1	7.0		
NAVY	11/25/17	*	17	2-4	.500	0-0	.000	0-0	.000	0	4	4	4.8	4	0	4	1	0	4	6.5		
ST. FRANCIS BROOKLYN	11/26/17	*	18	5-7	.714	0-0	.000	0-0	.000	1	1	2	4.4	3	3	1	0	1	10	7.0		
WEBBER INTERNATIONAL	11/29/17	*	16	5-6	.833	0-0	.000	0-0	.000	3	3	6	4.6	1	2	1	0	1	10	7.4		
FAU	12/5/17		16	1-3	.333	0-0	.000	1-3	.333	3	2	5	4.7	2	1	2	1	0	3	6.9		
at rv UT Arlington	12/9/17		15	2-2	1.000	0-0	.000	0-0	.000	2	0	2	4.4	4	1	0	0	1	4	6.6		
ORAL ROBERTS	12/16/17		9	0-1	.000	0-0	.000	0-0	.000	0	0	0	4.0	2	0	2	1	0	0	6.0		
at FIU	12/19/17		2	0-0	.000	0-0	.000	0-0	.000	0	1	1	3.8	0	0	1	0	0	0	5.5		
Totals			8	189	29-49	.592	0-2	.000	8-15	.533	19	26	45	3.8	30	13	17	7	8	66	5.5	

Games played: 12
Minutes/game: 15.8
Points/game: 5.5
FG Pct: 59.2
3FG Pct: 0.0
FT Pct: 53.3

Rebounds/game: 3.8
Assists/game: 1.1
Turnovers/game: 1.4
Assist/turnover ratio: 0.8
Steals/game: 0.7
Blocks/game: 0.6

CAREER STATS

Season	gp-gs	min/avg	Total fg-fga	pct	3-Point fg-fga	pct	F-Throws ft-fa	pct	Rebounds off	def	tot	avg	pf	fo	ast	to	blk	stl	pts	avg
2014-15*	31-19	564/18.2	74-121	.612	0-0	.000	42-69	.609	46	52	98	3.2	57	0	8	18	12	7	190	6.1
2015-16*	36-11	438/12.2	52-81	.642	0-0	.000	33-52	.635	32	39	71	2.0	64	0	2	22	7	3	137	3.8
2017-18	12-8	189/15.8	29-49	.592	0-2	.000	8-15	.533	19	26	45	3.8	30	1	13	17	7	8	66	5.5
TOTAL	12-8	189/15.8	29-49	.592	0-2	.000	8-15	.533	19	26	45	3.8	30	1	13	17	7	8	66	5.5
All*	79-38	1191/15.1	155-251	.618	0-2	.000	83-136	.610	97	117	214	2.7	151	1	23	57	26	18	393	5.0



21 | BRADY ERNST

R-So. | F | 6-10 | 230 | Clinton, Iowa | Indian Hills CC/Iowa State | Clinton HS

RECORD PERFORMANCES

POINTS

Career 23 @ Rock Valley (11/18/16)
Season 7 vs. Webber Int'l (11/29/17)
ASUN

TOTAL REBOUNDS

Career 15 vs. Northeastern Oklahoma A&M (11/12/16)
Season 11 vs. Webber Int'l (11/29/17)
ASUN

OFFENSIVE REBOUNDS

Career 8 vs. Northeastern Oklahoma A&M (11/12/16)
Season 3 vs. Webber Int'l (11/29/17)
ASUN

DEFENSIVE REBOUNDS

Career 9, 3x, Last vs. Richard J. Daley (12/3/16)
Season 8 vs. Webber Int'l (11/29/17)
ASUN

BLOCKS

Career 4, 2x, Last vs. Richard J. Daley (12/3/16)
Season 1, 3x, Last @ FIU (12/19/17)
ASUN

FIELD GOALS MADE

Career 8 @ Rock Valley (11/18/16)
Season 3 vs. Webber Int'l (11/29/17)
ASUN

FIELD GOALS ATTEMPTED

Career 13 @ Rock Valley (11/18/16)
Season 3, 3x, Last @ FIU (12/19/17)
ASUN

FREE THROWS MADE

Career 8, 2x, Last vs. Northeast (1/14/17)
Season 3 vs. St. Francis Brooklyn (11/26/17)
ASUN

FREE THROWS ATTEMPTED

Career 13 vs. Vincennes (12/2/16)
Season 4, 2x, Last vs. Webber Int'l (11/29/17)
ASUN

MINUTES

Career 32 @ Rock Valley (11/18/16)
Season 20 vs. Webber Int'l (11/29/17)
ASUN

MISCELLANEOUS

	Season	Career
Double-Doubles		6
20+ Points		1
10+ Rebounds	1	7
5+ Offensive Rebounds		3
10+ Defensive Rebounds		
Games W/ A Block	3	19
Multi-Block Games		10

NOTEWORTHY

Made his FGCU debut in the season opener opposite Illinois State, scoring two points ... season-bests of seven points and 11 rebounds against Webber International ... 19 of his 32 rebounds came in the two contests of a game stretch from Nov. 25-29 ... three-rebounds in 13 minutes off the bench at rv UT Arlington.

Transferred to FGCU from Indian Hills Community College in April of 2017.

As A Redshirt Freshman At

Indian Hills CC

2016-17: Averaged 9.4 points and 6.5 rebounds per game ... connected at a 63.7-percent clip from the floor and 72.6 percent from the free throw line.

As A Freshman At Iowa State

2015-16: Saw action in six games early in the season before being shut down for the remainder of the year because his knee wasn't responding after an ACL tear late in his senior year of high school.

GAME-BY-GAME STATS

				Total		3-Pointers		Free throws		Rebounds										
Opponent	Date	gs	min	fg-fga	pct	3fg-fga	pct	ft-fa	pct	off	def	tot	avg	pf	a	t/o	blk	stl	pts	avg
ILLINOIS STATE	11/11/17	11	1-1	1.000	0-0	.000	0-0	.000	0-1	.000	0	3	3	3.0	2	0	0	0	2	2.0
at Siena	11/13/17	14	0-3	.000	0-0	.000	1-2	.500	0	2	2	2.5	2	1	1	0	1	1	1	1.5
at Bowling Green	11/18/17	7	1-1	1.000	0-0	.000	0-1	.000	0	2	2	2.3	1	0	0	0	0	0	2	1.7
at Middle Tennessee	11/21/17	3	0-0	.000	0-0	.000	0-0	.000	0	0	0	1.8	0	0	0	0	0	0	0	1.3
DENVER	11/24/17	18	1-2	.500	0-0	.000	2-2	1.000	1	0	1	1.6	1	0	0	0	1	1	4	1.8
NAVY	11/25/17	17	1-2	.500	0-0	.000	0-0	.000	2	6	8	2.7	2	0	2	1	1	2	1.8	
ST. FRANCIS BROOKLYN	11/26/17	19	0-1	.000	0-0	.000	3-4	.750	0	0	0	2.3	1	0	0	0	0	0	3	2.0
WEBBER INTERNATIONAL	11/29/17	20	3-3	1.000	0-0	.000	1-4	.250	3	8	11	3.4	1	2	0	0	0	0	7	2.6
MIDDLE TENNESSEE	12/2/17	11	1-1	1.000	0-0	.000	0-1	.000	0	0	0	3.0	1	0	0	0	0	0	2	2.6
FAU	12/5/17	3	0-1	.000	0-0	.000	0-0	.000	1	0	1	2.8	0	0	0	0	0	0	0	2.3
at rv UT Arlington	12/9/17	13	0-0	.000	0-0	.000	0-0	.000	0	4	4	2.9	2	0	0	0	0	0	0	2.1
ORAL ROBERTS	12/16/17	4	0-0	.000	0-0	.000	0-2	.000	0	0	0	2.7	0	0	0	0	0	0	0	1.9
at FIU	12/19/17	10	2-3	.667	0-0	.000	0-0	.000	0	1	1	2.5	3	0	0	0	1	1	4	2.1
Totals		1	150	10-18	.556	0-0	.000	7-17	.412	7	26	33	2.5	16	3	3	3	4	27	2.1

Games played: 13
Minutes/game: 11.5
Points/game: 2.1
FG Pct: 55.6
FT Pct: 41.2

Rebounds/game: 2.5
Assists/game: 0.2
Turnovers/game: 0.2
Assist/turnover ratio: 1.0
Steals/game: 0.3
Blocks/game: 0.2

CAREER STATS

			Total		3-Point		F-Throws		Rebounds											Scoring	
Season	gp-gs	min/avg	fg-fga	pct	fg-fga	pct	ft-fa	pct	off	def	tot	avg	pf	fo	ast	to	blk	stl	pts	avg	
2015-16*	6-0	14/2.3	1-3	.333	0-0	.000	0-0	.000	2	2	4	0.7	1	0	0	0	1	0	2	0.3	
2016-17*	28-23	0/0.0	93-146	.637	0-1	.000	77-106	.726	63	120	183	6.5	54	2	12	35	31	9	263	9.4	
2017-18	13-1	150/11.5	10-18	.556	0-0	.000	7-17	.412	7	26	33	2.5	16	0	3	3	3	4	27	2.1	
TOTAL	13-1	150/11.5	10-18	.556	0-0	.000	7-17	.412	7	26	33	2.5	16	0	3	3	3	4	27	2.1	
All*	47-24	164/3.5	104-167	.623	0-1	.000	84-123	.683	72	148	220	4.7	71	2	15	38	35	13	292	6.2	



23 CHRISTIAN CARLYLE

So. | G | 6-6 | 210 | Jacksonville, Fla. | Bishop Kenny HS

RECORD PERFORMANCES

POINTS

Career	19 vs. Florida Tech (12/31/16)
Season	18 vs. Middle Tennessee (12/2/17)
ASUN	6 vs. Lipscomb (2/9/17)

REBOUNDS

Career	9 vs. Illinois State (11/11/17)
Season	9 vs. Illinois State (11/11/17)
ASUN	3 vs. Lipscomb (2/9/17)

ASSISTS

Career	6 vs. Florida Tech (12/31/16)
Season	3, 2x, Last vs. Webber Int'l (11/29/17)
ASUN	1, 4x, Last vs. Lipscomb (2/9/17)

STEALS

Career	2, 4x, Last vs. FAU (12/5/17)
Season	2, 3x, Last vs. FAU (12/5/17)
ASUN	2 @ Jacksonville (2/4/17)

FIELD GOALS MADE

Career	7 vs. Florida Tech (12/31/16)
Season	6, 2x, Last vs. Middle Tennessee (12/2/17)
ASUN	2 vs. Lipscomb (2/9/17)

FIELD GOALS ATTEMPTED

Career	11 vs. Webber Int'l (11/29/17)
Season	11 vs. Webber Int'l (11/29/17)
ASUN	4 vs. Lipscomb (2/9/17)

FREE THROWS MADE

Career	7 vs. Illinois State (11/11/17)
Season	7 vs. Illinois State (11/11/17)
ASUN	3 @ North Florida (1/25/17)

FREE THROWS ATTEMPTED

Career	10 vs. Illinois State (11/11/17)
Season	10 vs. Illinois State (11/11/17)
ASUN	4 @ North Florida (1/25/17)

3-POINT FIELD GOALS MADE

Career	1, 6x, Last @ rv UT Arlington (12/9/17)
Season	1, 4x, Last @ rv UT Arlington (12/9/17)
ASUN	1 vs. Lipscomb (2/9/17)

3-POINT FIELD GOALS ATTEMPTED

Career	2, 4x, Last vs. Webber Int'l (11/29/17)
Season	2, 3x, Last vs. Webber Int'l (11/29/17)
ASUN	2 vs. Lipscomb (2/9/17)

MINUTES

Career	37 vs. Middle Tennessee (12/2/17)
Season	37 vs. Middle Tennessee (12/2/17)
ASUN	23 vs. Lipscomb (2/9/17)

MISCELLANEOUS

	Season	Career
Double-Figure Points	3	4
20+ Points		
Team Leader Scoring		
Double-Doubles		
5+ Rebounds	2	2
5+ Assists		1
Team Leader/Assists		1
Games W/ A Steal	6	11

CAREER STATS

Season	gp-gs	min/avg	Total fg-fga	pct	3-Point fg-fga	pct	F-Throws ft-fa	pct	Rebounds off	def	tot	avg	pf	fo	ast	to	blk	stl	pts	avg
2016-17	20-0	186/9.3	16-30	.533	2-6	.333	11-17	.647	9	12	21	1.1	15	0	18	4	2	8	45	2.3
2017-18	11-2	244/22.2	26-58	.448	4-10	.400	23-29	.793	13	18	31	2.8	33	3	13	12	3	9	79	7.2
TOTAL	31-2	430/13.9	42-88	.477	6-16	.375	34-46	.739	22	30	52	1.7	48	3	31	16	5	17	124	4.0

NOTEWORTHY

Has missed the last two games with a concussion, and is questionable against Wichita State ... made his first career start in the season opener against Illinois State ... finished with 11 points in that contest - at the time his most versus a Division-I team ... made his first 3-point attempt of the year at Middle Tennessee ... season-best three assists versus Denver ... season-establishing 18 points versus Middle Tennessee at home - his most against a D-I opponent.



@Ccarlyle15

GAME-BY-GAME STATS

Opponent	Date	gs	min	Total fg-fga	pct	3-Pointers 3fg-fga	pct	Free throws ft-fa	pct	Rebounds off	def	tot	avg	pf	a	t/o	blk	stl	pts	avg
ILLINOIS STATE	11/11/17	*	25	2-3	.667	0-0	.000	7-10	.700	4	5	9	9.0	3	1	1	2	0	11	11.0
at Siena	11/13/17		18	1-3	.333	0-0	.000	4-6	.667	4	1	5	7.0	5	1	2	0	1	6	8.5
at Bowling Green	11/18/17		17	1-6	.167	0-0	.000	0-0	.000	1	2	3	5.7	2	1	1	1	0	2	6.3
at Middle Tennessee	11/21/17		14	1-3	.333	1-2	.500	0-0	.000	0	1	1	4.5	5	1	0	0	1	3	5.5
DENVER	11/24/17		18	1-5	.200	1-2	.500	0-0	.000	1	0	1	3.8	2	3	1	0	0	3	5.0
NAVY	11/25/17		29	2-6	.333	0-1	.000	2-2	1.000	1	0	1	3.3	2	1	0	0	0	6	5.2
ST. FRANCIS BROOKLYN	11/26/17		19	1-3	.333	0-0	.000	2-2	1.000	0	3	3	3.3	3	2	0	0	0	4	5.0
WEBBER INTERNATIONAL	11/29/17		26	6-11	.545	1-2	.500	0-0	.000	1	3	4	3.4	1	3	1	0	2	13	6.0
MIDDLE TENNESSEE	12/2/17	*	37	6-9	.667	0-1	.000	6-7	.857	1	1	2	3.2	5	0	2	0	2	18	7.3
FAU	12/5/17		25	3-7	.429	0-1	.000	0-0	.000	0	2	2	3.1	2	0	1	0	2	6	7.2
at rv UT Arlington	12/9/17		16	2-2	1.000	1-1	1.000	2-2	1.000	0	0	0	2.8	3	0	3	0	1	7	7.2
Totals		2	244	26-58	.448	4-10	.400	23-29	.793	13	18	31	2.8	33	13	12	3	9	79	7.2

Games played: 11
Minutes/game: 22.2
Points/game: 7.2
FG Pct: 44.8
3FG Pct: 40.0
FT Pct: 79.3

Rebounds/game: 2.8
Assists/game: 1.2
Turnovers/game: 1.1
Assist/turnover ratio: 1.1
Steals/game: 0.8
Blocks/game: 0.3



24 MICHAEL GILMORE

R-Jr. | F | 6-10 | 210 | Jacksonville, Fla. | Miami | VCU | Rickards HS

RECORD PERFORMANCES

POINTS

Career 12, 2x, Last vs. #7 Oklahoma (3/20/16)
Season 10 vs. Oral Roberts (12/16/17)
ASUN

REBOUNDS

Career 8, 2x, Last vs. #7 Oklahoma (3/20/16)
Season 4, 2x, Last @ FIU (12/19/17)
ASUN

ASSISTS

Career 3 vs. Buffalo (12/22/15)
Season 2 vs. Oral Roberts (12/16/17)
ASUN

FIELD GOALS MADE

Career 4, 6x, Last vs. Oral Roberts (12/16/17)
Season 4 vs. Oral Roberts (12/16/17)
ASUN

FIELD GOALS ATTEMPTED

Career 9 vs. Oral Roberts (12/16/17)
Season 9 vs. Oral Roberts (12/16/17)
ASUN

3-POINT FIELD GOALS MADE

Career 2, 7x, Last vs. #7 Oklahoma (3/20/16)
Season
ASUN

3-POINT FIELD GOALS ATTEMPTED

Career 3, 8x, Last vs. #7 Oklahoma (3/20/16)
Season 2 @ FIU (12/19/17)
ASUN

FREE THROWS MADE

Career 2, 5x, Last vs. Oral Roberts (12/16/17)
Season 2 vs. Oral Roberts (12/16/17)
ASUN

FREE THROWS ATTEMPTED

Career 4, 3x, Last vs. #23 Cincinnati (12/19/15)
Season 3 vs. Oral Roberts (12/16/17)
ASUN

MINUTES

Career 27, 2x, Last vs. Oral Roberts (12/16/17)
Season 27 vs. Oral Roberts (12/16/17)
ASUN

MISCELLANEOUS

	Season	Career
Double-Doubles		
20+ Points		
10+ Rebounds		
5+ Offensive Rebounds		
Games W/ A 3-Pointer		11
Games W/ A Block	1	10
Games W/ A Steal	1	15
Games W/ 5+ Assists		

Nephew of Naismith Basketball Hall of Famer Artis Gilmore.

Transferred to FGCU in January of 2017 from Miami, where he was sitting out after there from VCU in the summer of 2016. Made his debut with FGCU against Oral Roberts. He will be eligible for the duration of the 2017-18 season and all of 2018-19.

Gilmore was teammates at VCU with current FGCU forward Antravious Simmons for the fall portion of the 2014-15 season before Simmons transferred to FGCU in Dec. 2014.

As A Sophomore At VCU

2015-16: Put up career-best numbers in his last game for the Rams, with 12 points and eight rebounds in 20 minutes against Oklahoma in the 2016 NCAA Tournament. In that game, was 4-of-4 from the field, hitting 2-of-2 attempts from long range. Was also perfect at the line, making both attempts ... started 18 of the first 24 games (30 total) ... hit 47.4 percent (37-78) from the field ... 38.2 percent (13-34) from long range ... averaged 3.2 points and 2.8 rebounds in 11.5 minutes per outing.

As A Freshman At VCU

Played in 25 games ... averaged 2 points and 1.6 rebounds in 6.3 minutes per game ... knocked down 48.8 percent of shots (21-43) from the field and 29.4 percent (5-17) from 3-point range.

High School

Ranked as the 76th-best player in the country and 5th-best in the state of Florida by ESPN.com ... four-star recruit.

GAME-BY-GAME STATS

Opponent	Date	gs	min	Total		3-Pointers		Free throws		Rebounds				pf				pts		avg
				fg-fga	pct	3fg-fga	pct	ft-fa	pct	off	def	tot	avg	a	t/o	blk	stl			
ORAL ROBERTS	12/16/17	*	27	4-9	.444	0-1	.000	2-3	.667	0	4	4	4.0	3	2	0	0	1	10	10.0
at FIU	12/19/17	*	17	1-3	.333	0-2	.000	0-0	.000	0	4	4	4.0	5	1	3	2	0	2	6.0
Totals		2	44	5-12	.417	0-3	.000	2-3	.667	0	8	8	4.0	8	3	3	2	1	12	6.0

Games played: 2
Minutes/game: 22.0
Points/game: 6.0
FG Pct: 41.7
3FG Pct: 0.0
FT Pct: 66.7

Rebounds/game: 4.0
Assists/game: 1.5
Turnovers/game: 1.5
Assist/turnover ratio: 1.0
Steals/game: 0.5
Blocks/game: 1.0

CAREER STATS

			Total		3-Point		F-Throws		Rebounds											Scoring	
Season	gp-gs	min/avg	fg-fga	pct	fg-fga	pct	ft-fa	pct	off	def	tot	avg	pf	fo	ast	to	blk	stl	pts	avg	
2014-15*	25-0	157/6.3	21-43	.488	5-17	.294	4-16	.250	11	28	39	1.6	31	1	4	4	6	5	51	2.0	
2015-16*	30-18	346/11.5	37-78	.474	13-34	.382	9-17	.529	20	64	84	2.8	52	1	12	21	7	12	96	3.2	
2017-18	2-2	44/22.0	5-12	.417	0-3	.000	2-3	.667	0	8	8	4.0	8	1	3	3	2	1	12	6.0	
TOTAL	2-2	44/22.0	5-12	.417	0-3	.000	2-3	.667	0	8	8	4.0	8	1	3	3	2	1	12	6.0	
All*	57-20	547/9.6	63-133	.474	18-54	.333	15-36	.417	31	100	131	2.3	91	3	19	28	15	18	159	2.8	



30 BRIAN THOMAS

Fr. | F | 6-9 | 240 | Kennesaw, Ga. | Kell HS

RECORD PERFORMANCES

@b_thomas30

NOTEWORTHY

Suffered a fractured left (non-shooting) hand in practice on Nov. 20 and is out indefinitely ... did not play in the season opener (coach's decision).

POINTS

Career 3 @ Bowling Green (11/18/17)
Season 3 @ Bowling Green (11/18/17)
ASUN

REBOUNDS

Career 5 @ Bowling Green (11/18/17)
Season 5 @ Bowling Green (11/18/17)
ASUN

OFFENSIVE REBOUNDS

Career 3 @ Bowling Green (11/18/17)
Season 3 @ Bowling Green (11/18/17)
ASUN

DEFENSIVE REBOUNDS

Career 2 @ Bowling Green (11/18/17)
Season 2 @ Bowling Green (11/18/17)
ASUN

BLOCKS

Career 2 @ Siena (11/13/17)
Season 2 @ Siena (11/13/17)
ASUN

FIELD GOALS MADE

Career 1, 2x, Last @ Bowling Green (11/18/17)
Season 1, 2x, Last @ Bowling Green (11/18/17)
ASUN

FIELD GOALS ATTEMPTED

Career 2 @ Siena (11/13/17)
Season 2 @ Siena (11/13/17)
ASUN

FREE THROWS MADE

Career 1 @ Bowling Green (11/18/17)
Season 1 @ Bowling Green (11/18/17)
ASUN

FREE THROWS ATTEMPTED

Career 2 @ Bowling Green (11/18/17)
Season 2 @ Bowling Green (11/18/17)
ASUN

MINUTES

Career 11 @ Siena (11/13/17)
Season 11 @ Siena (11/13/17)
ASUN

MISCELLANEOUS

	Season	Career
Double-Doubles		
20+ Points		
Team Leader Scoring		
10+ Rebounds		
5+ Offensive Rebounds		
10+ Defensive Rebounds		
Games W/ A Block	1	1
Multi-Block Games	1	1

CAREER STATS

Season	gp-gs	min/avg	Total		3-Point		F-Throws		Rebounds				Scoring						
			fg-fga	pct	fg-fga	pct	ft-fa	pct	off	def	tot	avg	pts	fg	ast	to	blk	stl	avg
2017-18	2-0	19/9.5	2-3	.667	0-0	.000	1-2	.500	3	3	6	3.0	5	0	0	1	2	0	2.5
TOTAL	2-0	19/9.5	2-3	.667	0-0	.000	1-2	.500	3	3	6	3.0	5	0	0	1	2	0	2.5



High School

Rated as a 3-star recruit by Rivals ... tabbed as the 16th-best player in the entire talent-laden state of Georgia ... did not play as a senior (injury) ... averaged 11 points, 12 rebounds and 5 blocks per game as a junior.

GAME-BY-GAME STATS

Opponent	Date	gs	min	Total fg-fga	pct	3-Pointers fg-fga	pct	Free throws ft-fa	pct	Rebounds				pf	a	t/o	blk	stl	pts	avg
at Siena	11/13/17	11		1-2	.500	0-0	.000	0-0	.000	0	1	1	1.0	1	0	0	2	0	2	2.0
at Bowling Green	11/18/17	8		1-1	1.000	0-0	.000	1-2	.500	3	2	5	3.0	0	0	1	0	0	3	2.5
Totals		0	19	2-3	.667	0-0	.000	1-2	.500	3	3	6	3.0	1	0	1	2	0	5	2.5

Games played: 2
Minutes/game: 9.5
Points/game: 2.5
FG Pct: 66.7
FT Pct: 50.0

Rebounds/game: 3.0
Turnovers/game: 0.5
Blocks/game: 1.0



31 | DINERO MERCURIUS

R-Jr. | G | 6-4 | 200 | Orlando, Fla. | Daytona State/UTRGV/USF | Faith Baptist Christian

RECORD PERFORMANCES

POINTS

Career 37 vs. Trinity Valley CC (11/25/16)
Season 16 @ rv UT Arlington (12/9/17)
ASUN

REBOUNDS

Career 10 @ St. Petersburg (12/14/16)
Season 3 @ Siena (11/13/17)
ASUN

ASSISTS

Career 10 vs. South Georgia Tech (11/11/16)
Season 2 @ Siena (11/13/17)
ASUN

STEALS

Career 3, 5x, Last vs. FSCJ (1/21/17)
Season 1, 4x, Last @ rv UT Arlington (12/9/17)
ASUN

FIELD GOALS MADE

Career 11 vs. Trinity Valley CC (11/25/16)
Season 5, 2x, Last vs. FAU (12/5/17)
ASUN

FIELD GOALS ATTEMPTED

Career 22 @ College of Central Florida (2/15/17)
Season 11 vs. Illinois State (11/11/17)
ASUN

FREE THROWS MADE

Career 13 @ College of Central Florida (1/11/17)
Season 5 @ rv UT Arlington (12/9/17)
ASUN

FREE THROWS ATTEMPTED

Career 14 vs. Tallahassee CC (12/11/16)
Season 5 @ rv UT Arlington (12/9/17)
ASUN

3-POINT FIELD GOALS MADE

Career 6, 3x, Last @ College of Central Florida (1/11/17)
Season 4 vs. Middle Tennessee (12/2/17)
ASUN

3-POINT FIELD GOALS ATTEMPTED

Career 14, 2x, Last @ College of Central Florida (1/11/17)
Season 8 vs. Illinois State (11/11/17)
ASUN

MINUTES

Career 41 vs. Trinity Valley CC (11/25/16)
Season 24, 2x, Last vs. FAU (12/5/17)
ASUN

MISCELLANEOUS

	Season	Career
Double-Figure Points	5	31
20+ Points		11
Double-Doubles		1
5+ Assists		4
Double-Figure Assists		1
Multi Steal Games		21

CAREER STATS

Season	gp-gs	min/avg	Total		3-Point		F-Throws		Rebounds				Scoring						
			fg-fga	pct	fg-fga	pct	ft-fa	pct	off	def	tot	avg	pts	avg	pts	avg	pts	avg	pts
2014-15*	29-3	404/13.9	33-84	.393	8-39	.205	23-28	.821	16	39	55	1.9	54	1	21	15	0	11	97
2016-17*	29-29	869/30.0	146-363	.402	87-228	.382	136-158	.861	23	109	132	4.6	515	17.8	515	17.8	515	17.8	515
2017-18	10-2	193/19.3	31-67	.463	24-54	.444	9-10	.900	4	9	13	1.3	95	9.5	95	9.5	95	9.5	95
TOTAL	10-2	193/19.3	31-67	.463	24-54	.444	9-10	.900	4	9	13	1.3	95	9.5	95	9.5	95	9.5	95
All*	68-34	1466/21.6	210-514	.409	119-321	.371	168-196	.857	43	157	200	2.9	707	10.4	707	10.4	707	10.4	707

NOTEWORTHY

ASUN Newcomer of the Week (Dec. 11) after averaging 14.5 points while shooting 75 percent from both 3-point range (6-8), and the floor (9-12) ... injured his shoulder seconds after entering the Denver game and missed the next three games ... returned against Middle Tennessee, knocking down a season-high four 3-pointers ... **has come off the bench and made three or more 3-pointers six games already this year** ... season-best 16 points at rv UT Arlington, and all 16 came in the 2nd half in just nine minutes of action ... **2nd-most 3-pointers on the team with 24, despite playing just nine full games.**

Transferred to FGCU in April of 2017 from Daytona State College.

As A Redshirt Sophomore At Daytona State

2016-17: Named to the Mid-Florida Conference First Team ... shot 38.2 percent from 3-point range (87-228).

As A Sophomore At University of Texas Rio Grande Valley

2015-16: Utilized a redshirt season after transferring from USF.

As A Freshman At USF

2014-15: Averaged 3.3 points and 1.9 rebounds per game.

GAME-BY-GAME STATS

Opponent	Date	gs	min	Total		3-Pointers		Free throws		Rebounds										
				fg-fga	pct	3fg-fga	pct	ft-fa	pct	off	def	tot	avg	pf	a	t/o	blk	stl	pts	avg
ILLINOIS STATE	11/11/17	24	4-11	.364	3-8	.375	0-0	.000	1	1	2	2.0	3	1	0	0	0	11	11.0	
at Siena	11/13/17	23	5-9	.556	3-7	.429	1-1	1.000	0	3	3	2.5	0	2	1	0	1	14	12.5	
at Bowling Green	11/18/17	23	3-8	.375	3-7	.429	0-0	.000	0	2	2	2.3	1	0	2	0	1	9	11.3	
at Middle Tennessee	11/21/17 *	17	1-4	.250	1-4	.250	3-3	1.000	0	1	1	2.0	4	0	1	0	0	6	10.0	
DENVER	11/24/17	0	0-0	.000	0-0	.000	0-0	.000	0	0	0	1.6	0	0	0	0	0	0	8.0	
MIDDLE TENNESSEE	12/2/17	23	4-8	.500	4-6	.667	0-1	.000	1	0	1	1.5	0	0	3	0	0	12	8.7	
FAU	12/5/17	24	5-7	.714	3-4	.750	0-0	.000	0	1	1	1.4	3	0	2	0	1	13	9.3	
at rv UT Arlington	12/9/17	19	4-5	.800	3-4	.750	5-5	1.000	0	1	1	1.4	1	0	2	0	1	16	10.1	
ORAL ROBERTS	12/16/17 *	21	2-7	.286	2-7	.286	0-0	.000	0	0	0	1.2	2	0	1	0	0	6	9.7	
at FIU	12/19/17	19	3-8	.375	2-7	.286	0-0	.000	2	0	2	1.3	2	1	0	0	0	8	9.5	
Totals		2	193	31-67	.463	24-54	.444	9-10	.900	4	9	13	1.3	16	4	12	0	4	95	9.5

Games played: 10
Minutes/game: 19.3
Points/game: 9.5
FG Pct: 46.3
3FG Pct: 44.4
FT Pct: 90.0

Rebounds/game: 1.3
Assists/game: 0.4
Turnovers/game: 1.2
Assist/turnover ratio: 0.3
Steals/game: 0.4



32 ANTRAVIOUS SIMMONS

R-Sr. | F | 6-9 | 250 | Miami, Fla. | VCU | South Miami HS

RECORD PERFORMANCES

POINTS

Career 21 vs. Stetson (3/6/16)
Season 15 vs. St. Francis Brooklyn (11/26/17)
ASUN 13 @ Stetson (1/7/17)

REBOUNDS

Career 12, 3x, Last @ Georgia Southern (12/4/16)
Season 8, 4x, Last @ FIU (12/19/17)
ASUN 9 @ North Florida (1/30/16)

OFFENSIVE REBOUNDS

Career 6 @ Georgia Southern (12/4/16)
Season 5 vs. Illinois State (11/11/17)
ASUN 4, 4x, Last @ USC Upstate (2/18/17)

DEFENSIVE REBOUNDS

Career 9, 2x, Last @ #13 Michigan State (11/20/16)
Season 5, 4x, Last @ FIU (12/19/17)
ASUN 6 vs. USC Upstate (1/16/16)

BLOCKS

Career 2, 5x, Last vs. North Carolina (3/17/16)
Season 1, 3x, Last vs. FAU (12/5/17)
ASUN 2 vs. Stetson (1/9/16)

FIELD GOALS MADE

Career 9 vs. Stetson (3/6/16)
Season 7 vs. St. Francis Brooklyn (11/26/17)
ASUN 6, 3x, Last @ Stetson (1/7/17)

FIELD GOALS ATTEMPTED

Career 14, 2x, Last @ #13 Michigan State (11/20/16)
Season 9, 2x, Last vs. FAU (12/5/17)
ASUN 9 @ Kennesaw State (1/21/16)

FREE THROWS MADE

Career 5, 4x, Last @ Georgia Southern (12/4/16)
Season 4, 2x, Last @ FIU (12/19/17)
ASUN 5 vs. Lipscomb (2/18/16)

FREE THROWS ATTEMPTED

Career 8 @ Georgia Southern (12/4/16)
Season 7 @ FIU (12/19/17)
ASUN 5, 3x, Last vs. Lipscomb (2/18/16)

MINUTES

Career 33 @ #13 Michigan State (11/20/16)
Season 25, 3x, Last @ FIU (12/19/17)
ASUN 27 vs. USC Upstate (1/19/17)

MISCELLANEOUS

	Season	Career
Double-Doubles		4
20+ Points		1
Team Leader Scoring		3
10+ Rebounds		5
5+ Offensive Rebounds	1	3
10+ Defensive Rebounds		
Games W/ A Block	3	17
Multi-Block Games		5

NOTEWORTHY

After coming off the bench in the season opener, started the next two games at Siena and Bowling Green ... increased his scoring each of the first three games of the year: Illinois State (5), Siena (7), Bowling Green (8) ... season-high 15 points on 7-9 shooting against St. Francis Brooklyn ... balanced effort with eight points and eight rebounds in just 16 minutes versus Webber International ... 13 points and six rebounds in the 1st half against FAU.



@dreamchasertray

GAME-BY-GAME STATS

Opponent	Date	gs	min	Total			3-Pointers		Free throws		Rebounds				pf	a	t/o	blk	stl	pts	avg
				fg-fga	pct	pct	3fg-fga	pct	ft-fta	pct	off	def	tot	avg							
ILLINOIS STATE	11/11/17		18	2-3	.667	0-0	.000	1-2	.500	5	3	8	8.0	2	2	2	0	1	5	5.0	
at Siena	11/13/17	*	17	3-5	.600	0-0	.000	1-1	1.000	3	5	8	8.0	3	2	1	0	2	7	6.0	
at Bowling Green	11/18/17	*	16	4-5	.800	0-0	.000	0-1	.000	1	1	2	6.0	5	0	1	0	1	8	6.7	
at Middle Tennessee	11/21/17		16	3-4	.750	0-0	.000	0-1	.000	2	1	3	5.3	4	0	1	0	0	6	6.5	
DENVER	11/24/17	*	14	2-4	.500	0-0	.000	0-0	.000	0	1	1	4.4	3	0	0	1	0	4	6.0	
NAVY	11/25/17		14	3-3	1.000	0-0	.000	0-0	.000	0	1	1	3.8	1	1	2	1	1	6	6.0	
ST. FRANCIS BROOKLYN	11/26/17		20	7-9	.778	0-0	.000	1-2	.500	4	3	7	4.3	4	2	1	0	0	15	7.3	
WEBBER INTERNATIONAL	11/29/17		16	2-3	.667	0-0	.000	4-4	1.000	3	5	8	4.8	1	3	2	0	0	8	7.4	
MIDDLE TENNESSEE	12/2/17	*	25	2-5	.400	0-0	.000	0-0	.000	0	4	4	4.7	5	0	2	0	0	4	7.0	
FAU	12/5/17	*	24	5-9	.556	0-0	.000	3-4	.750	1	5	6	4.8	5	1	1	1	0	13	7.6	
at rv UT Arlington	12/9/17	*	10	1-3	.333	0-0	.000	0-0	.000	1	3	4	4.7	3	0	1	0	0	2	7.1	
ORAL ROBERTS	12/16/17	*	25	3-4	.750	0-0	.000	0-0	.000	3	2	5	4.8	3	1	0	0	1	6	7.0	
at FIU	12/19/17	*	25	4-5	.800	0-0	.000	4-7	.571	3	5	8	5.0	4	3	2	0	0	12	7.4	
Totals			8	240	41-62	.661	0-0	.000	14-22	.636	26	39	65	5.0	43	15	16	3	6	96	7.4

Games played: 13
Minutes/game: 18.5
Points/game: 7.4
FG Pct: 66.1
FT Pct: 63.6

Rebounds/game: 5.0
Assists/game: 1.2
Turnovers/game: 1.2
Assist/turnover ratio: 0.9
Steals/game: 0.5
Blocks/game: 0.2

CAREER STATS

			Total		3-Point		F-Throws		Rebounds											Scoring	
Season	gp-gs	min/avg	fg-fga	pct	fg-fga	pct	ft-fta	pct	off	def	tot	avg	pf	fo	ast	to	blk	stl	pts	avg	
2014-15*	3-0	9/3.0	1-1	1.000	0-0	.000	0-0	.000	0	2	2	0.7	2	0	0	0	0	0	2	0.7	
2015-16	34-16	562/16.5	112-207	.541	0-1	.000	45-72	.625	59	119	178	5.2	101	1	23	36	14	14	269	7.9	
2016-17	34-11	492/14.5	79-141	.560	1-1	1.000	26-39	.667	42	75	117	3.4	80	1	13	35	6	10	185	5.4	
2017-18	13-8	240/18.5	41-62	.661	0-0	.000	14-22	.636	26	39	65	5.0	43	3	15	16	3	6	96	7.4	
TOTAL	81-35	1294/16.0	232-410	.566	1-2	.500	85-133	.639	127	233	360	4.4	224	5	51	87	23	30	550	6.8	
All*	84-35	1303/15.5	233-411	.567	1-2	.500	85-133	.639	127	235	362	4.3	226	5	51	87	23	30	552	6.6	



PROGRAM CAREER LEADERS

POINTS

1. 1835 - Bernard Thompson (134 Games) - 2011-15
2. 1477 - Brett Comer (137 Games) - 2011-15
3. 1367 - Ryan Hopkins (88 Games) - 2002-05
4. 1306 - Chase Fieler (134 Games) - 2010-14
5. 1241 - Sherwood Brown (119 Games) - 2009-13
6. 1086 - Casey Wohlleb (87 Games) - 2005-08
7. 1084 - Marc-Eddy Norelia (92 Games) - 2014-17
- 8. 1079 - CHRISTIAN TERRELL (114 GAMES) - 2014-**
9. 985 - Bryan Crislip (89 Games) - 2002-05
- 10. 954 - ZACH JOHNSON (81 GAMES) - 2015-**

REBOUNDS

1. 714 - Chase Fieler (253o-461d) - 2010-14
2. 623 - Bernard Thompson (170o-453d) - 2011-15
3. 611 - Marc-Eddy Norelia (197o-414d) - 2014-17
4. 589 - Sherwood Brown (179o-410d) - 2009-13
5. 570 - Adam Liddell (159o-411d) - 2005-08
6. 536 - Demetris Morant (207o-329d) - 2014-17
7. 453 - Brett Comer (103o-350d) - 2011-15
- 8. 413 - CHRISTIAN TERRELL (84o, 329d) - 2014-**
9. 382 - Anthony Banks (206o-176d) - 2008-11
10. 380 - Derrick O'Neil (152o-228d) - 2008-10

STEALS

1. 262 - Bernard Thompson - 2011-15
2. 194 - Bryan Crislip - 2002-05
3. 181 - Brett Comer - 2011-15
4. 155 - Rob Quaintance - 2006-08
5. 120 - Sherwood Brown - 2009-13
6. 117 - Yavney Neptune - 2004-08
7. 108 - Chase Fieler - 2010-14
8. 106 - Gabe Pean - 2002-06
- 9. 105 - ZACH JOHNSON - 2015-**
10. 102 - Beau Bauer - 2005-07

FIELD GOALS MADE

1. 636 - Bernard Thompson (134 Games) - 2011-15
2. 536 - Brett Comer (137 Games) - 2011-15
3. 487 - Chase Fieler (134 Games) - 2010-14
4. 462 - Ryan Hopkins (88 Games) - 2002-05
5. 447 - Sherwood Brown (119 Games) - 2009-13
6. 430 - Marc-Eddy Norelia (92 Games) - 2014-17
- 7. 386 - CHRISTIAN TERRELL (114 GAMES) - 2014-**
8. 378 - Casey Wohlleb (87 Games) - 2005-08
- 9. 334 - ZACH JOHNSON (81 GAMES) - 2015-**
10. 321 - Adam Liddell (82 Games) - 2005-08

FIELD GOAL % (MIN. 200 MADE)

1. .666 - Demetris Morant (275-413) - 2014-17
- 2. .566 - ANTRAVIOUS SIMMONS (232-410) - 2015-**
3. .535 - Marc-Eddy Norelia (430-803) - 2014-17
4. .524 - Anthony Banks (317-605) - 2008-11
5. .523 - Robinson Tisme (294-562) - 2002-04
6. .502 - Chase Fieler (487-971) - 2010-14
- 7. .486 - BRANDON GOODWIN (296-609) - 2016-**
- .486 - Kyle Marks (202-416) - 2008-10
9. .472 - Adam Liddell (321-680) - 2005-08
10. .456 - Sherwood Brown (447-981) - 2009-13

3-POINTERS MADE

1. 355 - Ryan Hopkins (88 games) - 2002-05
 2. 219 - Bernard Thompson (134 games) - 2011-15
 3. 182 - Filip Cvjeticanin (131 games) - 2011-14,15-16
 4. 178 - Christophe Varidel (99 games) - 2010-13
 5. 174 - Bryan Crislip (89 games) - 2002-05
 6. 157 - Sherwood Brown (119 games) - 2009-13
 - 7. 149 - CHRISTIAN TERRELL * (114 GAMES) - 2014-**
 8. 130 - Reed Baker (74 games) - 2008-11
 9. 118 - Delvin Franklin (62 games) - 2007-09
 10. 114 - Casey Wohlleb (87 games) - 2005-08
- * Also ranked 4th in 3PT% at .380 (149-392)

FREE THROWS MADE

1. 344 - Bernard Thompson (134 Games) - 2011-15
 2. 304 - Brett Comer (137 Games) - 2011-15
 3. 231 - Reed Baker (74 Games) - 2008-11
 4. 229 - Chase Fieler (134 Games) - 2010-14
 5. 223 - Marc-Eddy Norelia (92 Games) - 2014-17
 6. 216 - Casey Wohlleb (87 Games) - 2005-08
 - 7. 209 - BRANDON GOODWIN * (47 GAMES) - 2016-**
 8. 195 - Bryan Crislip (89 Games) - 2002-05
 - 9. 190 - ZACH JOHNSON (81 GAMES) - 2015-**
 - 190 - Sherwood Brown (119 Games) - 2009-13
- * Also ranked 2nd in FT% at .786 (209-266; MIN. 200 MADE)

ASSISTS

1. 845 - Brett Comer - 2011-15
2. 606 - Bryan Crislip - 2002-05
3. 337 - Rob Quaintance - 2006-08
- 4. 253 - ZACH JOHNSON - 2015-**
5. 246 - Bernard Thompson - 2011-15
6. 225 - Gabe Pean - 2002-06
- 7. 218 - CHRISTIAN TERRELL - 2014-**
- 8. 203 - BRANDON GOODWIN - 2016-**
- 203 - Chase Fieler - 2010-14
10. 192 - Reggie Chambers - 2008-10



SPECIALTY STATS

Opponent	T/O	2ndCh	Paint	FastB	Bench	Ties	Leads	WL	Score	Leads overcome
Illinois State	18	15	48	21	18	2	6	W	98-87	trailed by 6 1st-10:19
Siena	21	15	50	17	25	1	1	W	86-53	trailed by 3 1st-18:57
Bowling Green	11	16	44	10	18	2	3	L	80-83	lost 13 1st-10:15
Middle Tennessee	13	6	34	2	18	0	0	L	72-85	lost 2 1st-18:01
Denver	24	11	35	7	22	1	5	W	79-71	trailed by 4 1st-16:35
Navy	8	14	36	6	14	0	5	W	70-54	trailed by 4 1st-03:10
St. Francis Brooklyn	11	16	48	13	25	0	0	W	75-51	
Webber International	24	29	70	28	47	0	0	W	115-61	
Middle Tennessee	24	5	30	8	14	1	1	L	76-81	lost 12 1st-15:43
FAU	8	11	42	5	26	2	3	L	88-92	lost 14 1st-01:46
rv UT Arlington	24	9	26	4	27	3	3	W	85-78	trailed by 7 1st-11:24
Oral Roberts	12	9	22	5	25	0	1	L	64-83	lost 3 1st-19:01
FIU	10	12	34	15	20	1	3	L	88-91	lost 11 2nd-15:31
Totals	208	168	519	141	299	13	31			
Average/Game	16.0	12.9	39.9	10.8	23.0	1.0	2.4			
Opponent	197	165	420	73	273	32	34			
Average/Game	15.2	12.7	32.3	5.6	21.0	2.5	2.6			

Entering this season - in four years under Doolley - FGCU had surrendered a double-figure lead and lost a game just four times. Already this year, the Eagles have lost four double-figure leads. The four double-figure leads lost through just 13 games are already the most in a single season since the 2012-13 team surrendered five such advantages, including an 11-point edge in the Sweet Sixteen against Florida. FGCU lost consecutive double-figure point leads against Middle Tennessee and FAU. It's just the third time in program history (2002-03, 2012-13) that the Eagles have given up back-to-back double-figure point leads.

Through the first eight games of the year, the Eagles were +43 in second-chance points, but in the last five contests they are -41.

PAINT EMPHASIS

FGCU led the country in points in the paint per game last year at **41.3**. Included in that average were a pair of then-D-I program record performances of 68 points in the paint versus Ave Maria and Florida National.

NATIONAL LEADERS: POINTS IN THE PAINT

FGCU	41.3 / GAME
Utah	41.1 / GAME
North Carolina	39.9 / GAME
VCU	38.2 / GAME
Kentucky	37.3 / GAME

CHARGES TAKEN

Brandon Goodwin: 3
Michael Gilmore: 1

Christian Terrell: 5
Ricky Doyle: 1

Christian Carlyle: 1
RaySean Scott Jr.: 1

STATISTICAL TRENDS

Games Decided By:
5 Points Or Less: **0-4**
6-10 Points: **2-0**
11-15 Points: **1-1**
16-20 Points: **1-1**
20+ Points: **3-0**

Leading At The Half: **7-3**
Trailing At The Half: **0-3**
Tied At The Half: **0-0**

Leading With 5 Minutes Left: **7-0**
Trailing With 5 Minutes Left: **0-6**
Tied With 5 Minutes Left: **0-0**

Shooting 40% Or Better: **7-6**
Shooting Less Than 40%: **0-0**
Opponent 40% Or Better: **3-6**
Opponent Less Than 40%: **4-0**
Shooting Better Than Opponent: **5-2**
Shooting Worse Than Opponent: **2-4**

Outrebounding Opponent: **6-2**
Opponent Outrebounds: **1-4**
Rebounds Tied: **0-0**

More Turnovers Than Opponent: **3-4**
Fewer Turnovers Than Opponent: **3-2**
Same Turnovers As Opponent: **1-0**

Scoring 80 Or More Points: **4-3**
Scoring 70-79 Points: **3-2**
Scoring 60-69 Points: **0-1**
Scoring 50-59 Points: **0-0**
Scoring 49 Or Fewer Points: **0-0**

Largest Margin Of Victory:
54 vs. Webber International
Smallest Margin Of Victory:
7 @ rv UT Arlington
Largest Margin Of Defeat:
19 vs. Oral Roberts
Smallest Margin Of Defeat:
3, 2x, Last @ FIU



THE BASICS

ABOUT FGCU

School.....	Florida Gulf Coast University (FGCU)
City.....	Fort Myers, FL
Established.....	Founded: 1991 First Classes: 1997
Enrollment.....	14,970
Nickname.....	Eagles
Colors.....	Green & Blue
Facility (Capacity).....	Alico Arena (4,633: 4,333 Seats + 300 SR0)
Program's First Season.....	2002-03
First Year in Division I... 2007-08 (Postseason Eligible: 2011-12)	
Conference.....	ASUN

PROGRAM INFORMATION

2016-17 Overall/ASUN Record	26-8/12-2 (1st Place)
2016-17 Postseason	NCAA Tournament (14 Seed)
.....	First Round: L, 86-80 vs. 3 Florida State
Letterwinners Returning/Lost	8/7
Starters Returning/Lost	4/1
Newcomers Eligible.....	11 (3 Transfers Sitting Out; 2 Walk-Ons)
Seniors	4 (1 Walk-On)
Juniors	7 (2 Transfers Sitting Out; 1 Eligible In Dec.; 1 Walk-On)
Sophomores	4 (1 Walk-On)
Freshmen	4 (2 Walk-Ons)
All-Time Record (2002-03-Current).....	292-201
Division I Record (2007-08-Current).....	178-162
ASUN Record (2007-08-Current).....	91-81
All-Time Home Record.....	196-63
All-Time Road Record	82-127
All-Time Neutral Record	13-9
ASUN Tournament Record (Appearances)	14-3 (6)
NCAA Tournament Record (Appearances).....	3-3 (3)
NIT Record (Appearances)	0-1 (1)
CIT Record (Appearances).....	0-1 (1)

• FGCU has won a combined **65** conference regular season and tournament titles **IN ONLY 10+ YEARS** in Division I as a member of the ASUN Conference & Coastal Collegiate Sports Association (women's swimming & diving).

• In just **6+ YEARS** of D-I postseason eligibility, FGCU has sent **21 TEAMS** to the NCAA Tournament, while men's golf (2012, 2013, 2015), swimming (2012, 2013, 2014, 2015, 2016, 2017) and men's tennis (2014) have had an individual(s) participate in their respective NCAA Championship, bringing **THE TOTAL NCAA APPEARANCES FOR FGCU TO 31**.

• In 2016-17, FGCU won 10 regular season or tournament conference championships, with men's soccer winning its **FIRST NCAA TOURNAMENT** game, baseball winning a game in its **FIRST NCAA REGIONAL** and swimming & diving earning an eighth CCSA Championship in nine years.

• FGCU claimed its fourth **ASUN ALL-SPORTS TROPHY** in five years in 2016-17 and posted a record **6TH-PLACE FINISH** in the DI-AAA Learfield Directors' Cup.

• The Eagles had **SEVEN STUDENT-ATHLETES SIGN PROFESSIONAL CONTRACTS IN 2016**, including Whitney Knight (WNBA, Los Angeles Sparks), Rodrigo Saravia (MLS, Columbus Crew SC), Aaron Guillen (MLS, FC Dallas) and Jake Noll (MLB, Washington Nationals).

• FGCU's student-athlete population earned a **NEAR-RECORD-TYING CUMULATIVE GPA OF 3.27** for the Spring 2017 semester, which surpassed that of the overall FGCU student body (3.08) for the 16th-consecutive semester.


CHRIS SALE

• 2010 Collegiate Baseball Player of the Year with FGCU

• 13th overall selection in the 2010 MLB Draft

• 6x AL All-Star ('15, '16 Starter)

• 2013 All-Star Game-Winning Pitcher



BROOKE SWEAT

• Partner in one of just two USA Olympic Beach Volleyball pairs in Rio 2016

• 2x AVP Defensive Player of the Year





BOX SCORES

G1 vs. ILLINOIS STATE

Illinois State 87 • 0-1

#	Player	Total		3-Ptr		Rebounds			PF	TP	A	TO	Blk	Stl	Min
		FG-FGA	FG-FGA	FT-FTA	Off Def Tot	PF	TP	A TO Blk Stl							
10	Fayne, Phil	f	11-18	0-0	2-7	2 2 4	3	24	1	0	2	2	36		
52	Yarbrough, Milik	f	3-8	0-0	2-5	1 7 8	1	8	10	4	1	0	30		
03	Evans, Keyshawn	g	10-17	7-13	1-1	0 2 2	5	28	7	2	0	0	33		
23	Tinsley, William	g	1-4	1-4	0-0	0 4 4	3	3	2	0	2	0	29		
25	Williams, Madison	g	2-4	1-2	0-0	0 0 0	4	5	1	1	0	0	20		
00	Gassman, Isaac		0-0	0-0	0 0 1	1	2	0	1	1	0	1	15		
24	Martin, Jerron		1-6	1-3	2-3	0 1 1	3	5	1	3	0	0	15		
30	Litwiller, Luke		0-0	0-0	0 0 0	0	0	0	0	0	0	0	1		
32	Bruninga, Taylor		5-8	4-7	0-0	0 2 2	5	14	1	0	0	0	21		
Team					2 0 2										
Totals			33-65	14-29	7-16	5 19 24	26	87	24	11	5	3	200		

FG % 1st Half: 16-35 45.7% 2nd half: 17-30 56.7% Game: 33-65 50.8%
 3FG % 1st Half: 6-15 40.0% 2nd half: 8-14 57.1% Game: 14-29 48.3%
 FT % 1st Half: 4-7 57.1% 2nd half: 3-9 33.3% Game: 7-16 43.8%

Deadball Rebounds 4,1

FGCU 98 • 1-0

#	Player	Total		3-Ptr		Rebounds			PF	TP	A	TO	Blk	Stl	Min
		FG-FGA	FG-FGA	FT-FTA	Off Def Tot	PF	TP	A TO Blk Stl							
15	DOYLE, Ricky	f	3-3	0-0	2-3	0 1 1	5	8	0	1	0	0	9		
00	GOODWIN, Brandon	g	6-13	0-1	9-12	2 6 8	0	21	7	2	0	3	36		
05	JOHNSON, Zach	g	8-19	3-12	8-9	1 3 4	0	27	4	3	1	4	39		
11	TERRELL, Christian	g	6-12	1-2	0-0	0 8 8	1	13	1	2	2	1	38		
23	CARLYLE, Christian	g	2-3	0-0	7-10	4 5 9	3	11	1	1	2	0	25		
21	ERNST, Brady		1-1	0-0	0-1	0 3 3	2	2	0	0	0	0	11		
31	MERCURIUS, Dinero		4-11	3-8	0-0	1 1 2	3	11	1	0	0	0	24		
32	SIMMONS, Antravious		2-3	0-0	1-2	5 3 8	2	5	2	2	0	1	18		
Team					4 1 5			1							
Totals			32-65	7-23	27-37	17 31 48	16	98	16	12	5	9	200		

FG % 1st Half: 16-32 50.0% 2nd half: 16-33 48.5% Game: 32-65 49.2%
 3FG % 1st Half: 2-9 22.2% 2nd half: 5-14 35.7% Game: 7-23 30.4%
 FT % 1st Half: 11-14 78.6% 2nd half: 16-23 69.6% Game: 27-37 73.0%

Deadball Rebounds 6,1

Officials: John Hampton (R), Jose A. Carrion, Archibald Whaley
 Technical fouls: Illinois State-None. FGCU-None.
 Attendance: 4335
 Season Opener

Score by periods	1st	2nd	Total
Illinois State	42	45	87
FGCU	45	53	98

Last FG - ILS 2nd-03:29, FGCU 2nd-00:51.
 Largest lead - ILS by 6 1st-10:19, FGCU by 11 2nd-00:26.
 ILS led for 06:59, FGCU led for 28:56. Game was tied for 04:05.

Score tied - 8 times.
 Lead changed - 12 times.

G3 @ BOWLING GREEN

FGCU 80 • 2-1

#	Player	Total		3-Ptr		Rebounds			PF	TP	A	TO	Blk	Stl	Min
		FG-FGA	FG-FGA	FT-FTA	Off Def Tot	PF	TP	A TO Blk Stl							
15	DOYLE, Ricky	f	5-9	0-1	1-1	3 4 7	4	11	0	1	1	1	18		
32	SIMMONS, Antravious	f	4-5	0-0	0-1	1 1 2	5	8	0	1	0	1	16		
00	GOODWIN, Brandon	g	4-16	1-6	8-10	1 6 7	1	17	5	2	0	1	33		
05	JOHNSON, Zach	g	2-10	0-3	4-4	0 5 5	2	8	4	6	0	2	34		
11	TERRELL, Christian	g	8-11	2-4	0-0	0 5 5	4	18	2	1	2	0	33		
03	ROGERS, Darnell		0-0	0-0	0 0 0	0	0	0	0	0	0	0	2		
13	SCOTT Jr, RaySean		1-4	0-2	0-0	0 2 2	3	2	1	1	1	0	9		
21	ERNST, Brady		1-1	0-0	0-1	0 2 2	1	2	0	0	0	0	7		
23	CARLYLE, Christian		1-6	0-0	0 0	1 2 3	2	2	1	1	1	0	17		
30	THOMAS, Brian		1-1	0-0	1-2	3 2 5	0	3	0	1	0	0	8		
31	MERCURIUS, Dinero		3-8	3-7	0 0	0 2 2	1	9	0	2	0	1	23		
Team					2 0 2										
Totals			30-71	6-23	14-19	11 31 42	23	80	13	16	5	6	200		

FG % 1st Half: 17-35 48.6% 2nd half: 13-36 36.1% Game: 30-71 42.3%
 3FG % 1st Half: 2-8 25.0% 2nd half: 4-15 26.7% Game: 6-23 26.1%
 FT % 1st Half: 7-11 63.6% 2nd half: 7-8 87.5% Game: 14-19 73.7%

Deadball Rebounds 1

Bowling Green 83 • 2-1

#	Player	Total		3-Ptr		Rebounds			PF	TP	A	TO	Blk	Stl	Min
		FG-FGA	FG-FGA	FT-FTA	Off Def Tot	PF	TP	A TO Blk Stl							
01	WIGGINS, Demajeo	f	6-11	0-0	2-3	2 5 7	5	14	0	3	0	1	18		
40	KOCH, Derek		2-6	0-1	5-8	3 8 11	2	9	2	3	0	0	29		
03	CALDWELL, Rodrick	g	5-10	1-3	0-0	1 0 1	1	11	1	1	0	0	24		
05	FRYE, Dylan	g	3-11	2-5	7-8	1 5 6	2	15	2	1	0	0	32		
10	TURNER, Justin	g	6-14	2-3	6-8	1 6 7	2	20	1	5	0	4	36		
00	CUMMINGS, Nelly		3-5	0-0	1-2	0 1 1	2	7	1	0	0	0	19		
13	UJU, Jeffrey		0-1	0-0	1-2	1 0 1	1	1	0	0	0	0	1		
24	FOX, Matt		0-2	0-1	0 0	1 3 4	1	0	3	0	1	1	17		
25	PLOWDEN, Daewon		2-6	1-2	1-2	1 2 3	0	6	0	0	0	0	16		
52	GADSON, Joniya		0-0	0-0	0 0	0 1 1	3	0	0	1	3	0	3		
Team					1 3 4										
Totals			27-66	6-15	23-33	12 34 46	19	83	10	14	4	7	200		

FG % 1st Half: 12-37 32.4% 2nd half: 15-29 51.7% Game: 27-66 40.9%
 3FG % 1st Half: 3-10 30.0% 2nd half: 3-5 60.0% Game: 6-15 40.0%
 FT % 1st Half: 13-18 72.2% 2nd half: 10-15 66.7% Game: 23-33 69.7%

Deadball Rebounds 6

Officials: Steve McJunkins, Paul Szelc, Bart Wegenke
 Technical fouls: FGCU-None. Bowling Green-GADSON, Joniya.
 Attendance: 2440

Score by periods	1st	2nd	Total
FGCU	43	37	80
Bowling Green	40	43	83

Last FG - FGCU 2nd-00:44, BGSU 2nd-00:01.
 Largest lead - FGCU by 13 1st-10:15, BGSU by 6 2nd-01:17.
 FGCU led for 21:51, BGSU led for 17:03. Game was tied for 01:06.

Score tied - 3 times.
 Lead changed - 7 times.

#DunkCity

G2 @ SIENA

FGCU 86 • 2-0

#	Player	Total		3-Ptr		Rebounds			PF	TP	A	TO	Blk	Stl	Min
		FG-FGA	FG-FGA	FT-FTA	Off Def Tot	PF	TP	A TO Blk Stl							
15	DOYLE, Ricky	f	3-7	0-1	3-6	6 5 11	1	9	3	0	1	1	27		
32	SIMMONS, Antravious	f	3-5	0-0	1-1	3 5 8	3	7	2	1	0	2	17		
00	GOODWIN, Brandon	g	6-13	1-6	3-3	0 5 5	2	16	4	6	0	2	26		
05	JOHNSON, Zach	g	6-13	0-4	1-1	2 1 3	2	13	1	1	0	1	31		
11	TERRELL, Christian	g	7-7	2-2	0-0	0 5 5	3	16	1	0	0	0	23		
03	ROGERS, Darnell		0-0	0-0	0 0 0	0	0	0	0	0	0	0	6		
20	McADOO, Ryan		0-1	0-0	0 0	0 1 1	0	0	0	2	0	1	2		
21	ERNST, Brady		0-3	0-0	1-2	0 2 2	2	1	1	1	0	1	14		
23	CARLYLE, Christian		1-3	0-0	4-6	4 1 5	5	6	1	2	0	1	18		
30	THOMAS, Brian		1-2	0-0	0 0	1 1 1	1	2	0	0	2	0	11		
31	MERCURIUS, Dinero		5-9	3-7	1-1	0 3 3	0	14	2	1	0	1	23		
33	MAHONEY, Dolan		1-1	0-0	0-0	0 0 0	1	2	0	0	0	0	2		
Team					3 4 7										
Totals			33-64	6-20	14-20	18 30 48	20	86	16	14	3	10	200		

FG % 1st Half: 14-27 51.9% 2nd half: 19-37 51.4% Game: 33-64 51.6%
 3FG % 1st Half: 4-7 57.1% 2nd half: 2-13 15.4% Game: 6-20 30.0%
 FT % 1st Half: 8-10 80.0% 2nd half: 6-10 60.0% Game: 14-20 70.0%

Deadball Rebounds 3,2

Siena 53 • 0-2

#	Player		Total		3-Ptr		Rebounds			PF	TP	A	TO	Blk	Stl	Min
			FG-FGA	FG-FGA	FT-FTA	Off	Def	Tot								
15	Oduro, Prince	f	2-12	0-0	3-6	1	2	3	3	7	2	0	1	0	27	
32	Fisher, Evan	f	2-5	0-0	0-0	3	2	5	3	4	0	1	0	0	25	
05	Smithen, Kadeem	g	2-5	1-1	0-0	2	4	6	0	5	0	1	0	2	17	
21	Shivers, Ahsante	g	2-6	1-2	1-3	2	1	3	2	6	1	2	0	1	25	
25	Clareth, Nico	g	3-12	0-5	0-0	0	1	1	3	6	0	4	1	1	23	
02	Bentley, Christian		0-0	0-0	1-2	0	0	0	0	1	0	0	0	0	4	
11	Huerter, Jr, Thomas		1-1	0-0	0-0	1	3	4	3	2	1	0	0	0	11	
12	Diamond, Ben		0-0	0-0	0-0	0	0	0	0	0	0	1	0	0	1	
13	Richard, Khalil		4-10	1-3	3-4	1	1	2	1	12	0	2	0	1	26	
20	Penn, Roman		0-2	0-1	0-0	1	0	1	0	0	1	0	0	2	7	
23	Horn, Jordan		3-7	0-3	0-0	2	1	3	0	6	1	0	0	0	14	
34	Degnan, Kevin		0-1	0-0	2-2	0	0	0	0	2	0	1	0	0	4	
35	Friday, Sammy		0-2	0-0	2-2	2	0	2	0	2	1	1	2	0	16	
Team						2	1	3				1				
Totals				19-63	3-15	12-21	17	16	33	15	53	7	14	4	7	200
FG % 1st Half: 11-32			34.4%	2nd half: 8-31	25.8%	Game: 19-63			30.2%				Deadball Rebounds			
3FG % 1st Half: 3-10			30.0%	2nd half: 0-5	0.0%	Game: 3-15			20.0%				4			
FT % 1st Half: 2-4			50.0%	2nd half: 10-17	58.8%	Game: 12-21			57.1%							

G5 vs. DENVER

Denver 71 • 1-3

#	Player	Total		3-Ptr		Rebounds			PF	TP	A	TO	Blk	Stl	Min
		FG-FGA	FG-FGA	FT-FTA	Off Def Tot	PF	TP	A TO Blk Stl							
00	Ade Murkey	* 1-3	0-0	0-0	2 2 4	3	2	5 0 1 0	32						
02	Joe Rosga	* 4-11	1-7	0-0	0 2 2	0	9	4 4 0 1	37						
05	Jake Pemberton	* 5-8	3-4	2-2	0 3 3	2	15	1 3 0 1	36						
11	Jake Krafka	* 3-5	0-2	0-0	1 1 2	4	6	1 4 0 0	19						
44	Daniel Amigo	* 7-13	1-3	3-6	2 8 10	5	18	2 2 0 1	29						
03	Elvin Rodriguez	1-4	0-1	5-7	0 1 1	2	7	0 1 0 0	11						
10	Jake Holtzmann	0-1	0-1	0-0	0 1 1	0	0	1 0 0 0	4						
24	Christian Mackey	5-6	0-0	0-0	3 3 6	4	10	0 1 0 0	17						
32	Abiola Akintola	2-4	0-0	0-1	1 1 2	2	4	0 0 0 2	15						
Team					3 0 3			1							
Totals		28-55	5-18	10-16	12 22 34	22	71	14 16 1 5	200						

FG % 1st Half: 13-24 54.2% 2nd half: 15-31 48.4% Game: 28-55 50.9% Deadball Rebounds 2
 3FG % 1st Half: 3-10 30.0% 2nd half: 2-8 25.0% Game: 5-18 27.8%
 FT % 1st Half: 3-7 42.9% 2nd half: 7-9 77.8% Game: 10-16 62.5%

FGCU 79 • 3-2

#	Player	Total		3-Ptr		Rebounds			PF	TP	A	TO	Blk	Stl	Min
		FG-FGA	FG-FGA	FT-FTA	Off Def Tot	PF	TP	A TO Blk Stl							
00	GOODWIN, Brandon	* 5-12	3-9	3-4	0 4 4	1	16	3 2 0 1	34						
05	JOHNSON, Zach	* 5-9	3-5	7-9	0 2 2	3	20	1 1 0 4	31						
11	TERRELL, Christian	* 5-11	2-6	4-5	0 4 4	0	16	5 4 0 0	33						
15	DOYLE, Ricky	* 0-0	0-0	1-2	0 2 2	4	1	1 1 1 2	13						
32	SIMMONS, Antravious	* 2-4	0-0	0-0	0 1 1	3	4	0 0 1 0	14						
03	ROGERS, Darnell	0-3	0-2	0-0	1 0 1	1	0	3 0 0 0	13						
13	SCOTT Jr, RaySean	7-8	0-0	1-1	5 3 8	2	15	0 0 1 0	26						
21	ERNST, Brady	1-2	0-0	2-2	1 0 1	1	4	0 0 1 1	18						
23	CARLYLE, Christian	1-5	1-2	0-0	1 0 1	2	3	3 1 0 0	18						
31	MERCURIUS, Dinero	0-0	0-0	0-0	0 0 0	0	0	0 0 0 0	0+						
Team					1 3 4										
Totals		26-54	9-24	18-23	9 19 28	17	79	16 9 4 8	200						

FG % 1st Half: 14-28 50.0% 2nd half: 12-26 46.2% Game: 26-54 48.1% Deadball Rebounds 2
 3FG % 1st Half: 5-15 33.3% 2nd half: 4-9 44.4% Game: 9-24 37.5%
 FT % 1st Half: 2-4 50.0% 2nd half: 16-19 84.2% Game: 18-23 78.3%

Officials: Landon Brandes (R), Christopher Merlo, Kenny Totten
 Technical fouls: Denver-None. FGCU-None.
 Attendance: 3517
 Homewood Suites FGCU Shootout: Game 2
 FGCU Ranked #13 In CollegeInsider.com Mid Major Top 25

Score by periods	1st	2nd	Total									
Denver	32	39	71	Points	In Paint	Off T/O	2nd Chance	Fast Break	Bench			
FGCU	35	44	79	DENMBB	32	7	14	2	21			
				FGCU	35	24	11	7	22			

Last FG - DENMBB 2nd-00:22, FGCU 2nd-00:13.
 Largest lead - DENMBB by 4 1st-16:35, FGCU by 10 2nd-00:10.
 DENMBB led for 04:06. FGCU led for 29:15. Game was tied for 06:39.

Score tied - 7 times.
 Lead changed - 10 times.

G7 vs. ST. FRANCIS BROOKLYN

St. Francis Brooklyn 51 • 1-5

#	Player	Total		3-Ptr		Rebounds			PF	TP	A	TO	Blk	Stl	Min
		FG-FGA	FG-FGA	FT-FTA	Off Def Tot	PF	TP	A TO Blk Stl							
00	DUNN, Rasheem	* 5-11	0-3	0-0	0 2 2	1	10	1 3 0 1	29						
10	SANABRIA, Glenn	* 1-6	0-3	0-0	0 1 1	1	2	1 0 0 1	22						
11	NURSE, Josh	* 1-1	0-0	1-2	1 4 5	4	3	2 2 1 0	22						
14	JORDAN, Jalen	* 3-8	2-5	1-2	0 1 1	0	9	0 1 0 0	28						
33	LASIC, Jago	* 0-1	0-0	0-0	0 1 1	0	0	0 1 0 0	4						
02	HAWKINS, Chauncey	0-1	0-1	1-3	0 1 1	2	1	1 1 0 0	15						
04	OLAFSSON, Gunnar	1-1	0-0	0-0	0 1 1	1	2	0 1 0 0	4						
05	EVANS, Yaradyah	1-4	0-2	2-3	0 4 4	1	4	0 1 0 0	20						
13	WILLIAMS, Keon	0-1	0-1	1-2	0 1 1	0	1	0 0 0 0	6						
15	NICHOLAS, Josh	2-5	0-2	0-0	0 0 0	1	4	0 0 0 1	17						
20	JOHNSON, Cori	3-7	0-0	2-4	1 3 4	1	8	0 1 0 0	18						
23	PORTER, Darelle	2-6	2-4	1-2	1 1 2	5	7	0 2 1 2	13						
24	HARRIS, Sam	0-0	0-0	0-0	0 0 0	0	0	0 0 0 0	1						
40	BECKFORD, Bryant	0-0	0-0	0-0	0 0 0	0	0	0 0 0 0	1						
Team					1 2 3			1							
Totals		19-52	4-21	9-18	4 22 26	17	51	5 14 3 6	200						

FG % 1st Half: 7-26 26.9% 2nd half: 12-26 46.2% Game: 19-52 36.5% Deadball Rebounds 7
 3FG % 1st Half: 0-11 0.0% 2nd half: 4-10 40.0% Game: 4-21 19.0%
 FT % 1st Half: 4-7 57.1% 2nd half: 5-11 45.5% Game: 9-18 50.0%

FGCU 75 • 5-2

#	Player	Total		3-Ptr		Rebounds			PF	TP	A	TO	Blk	Stl	Min
		FG-FGA	FG-FGA	FT-FTA	Off Def Tot	PF	TP	A TO Blk Stl							
00	GOODWIN, Brandon	* 2-13	1-4	0-0	0 4 4	1	5	2 2 0 0	27						
05	JOHNSON, Zach	* 3-12	0-1	2-2	0 4 4	0	8	3 1 0 3	28						
11	TERRELL, Christian	* 7-10	2-2	4-4	1 2 3	0	20	0 2 0 0	30						
13	SCOTT Jr, RaySean	* 3-3	0-0	1-1	2 8 10	2	7	2 0 1 0	19						
15	DOYLE, Ricky	* 5-7	0-0	0-0	1 1 2	3	10	3 1 0 1	18						
02	KO, Joshua	0-1	0-0	0-0	0 0 0	0	0	0 0 0 0	4						
03	ROGERS, Darnell	1-2	0-0	1-2	0 0 0	1	3	1 3 0 0	12						
20	McADOO, Ryan	0-0	0-0	0-2	0 1 1	0	0	0 1 0 0	2						
21	ERNST, Brady	0-1	0-0	3-4	0 0 0	1	3	0 0 0 0	19						
23	CARLYLE, Christian	1-3	0-0	2-2	0 3 3	3	4	2 0 0 0	19						
32	SIMMONS, Antravious	7-9	0-0	1-2	4 3 7	4	15	2 1 0 0	20						
33	MAHONEY, Dolan	0-0	0-0	0-0	0 0 0	0	0	0 0 0 0	2						
Team					4 5 9										
Totals		29-61	3-7	14-19	12 31 43	15	75	15 11 1 4	200						

FG % 1st Half: 15-35 42.9% 2nd half: 14-26 53.8% Game: 29-61 47.5% Deadball Rebounds 3
 3FG % 1st Half: 2-6 33.3% 2nd half: 1-1 100.0% Game: 3-7 42.9%
 FT % 1st Half: 3-4 75.0% 2nd half: 11-15 73.3% Game: 14-19 73.7%

Officials: Landon Brandes (R), Steven Anderson, Andy Nagy
 Technical fouls: St. Francis Brooklyn-None. FGCU-None.
 Attendance: 2929
 Homewood Suites FGCU Shootout: Game 6
 FGCU Ranked #13 In CollegeInsider.com Top 25

Score by periods	1st	2nd	Total									
St. Francis Brooklyn	18	33	51	Points	In	Off	2nd	Fast				
FGCU	35	40	75	Paint	T/O	Chance	Break	Bench				
				SFBK	24	8	3	7	27			
				FGCU	48	11	16	13	25			

Last FG - SFBK 2nd-01:03, FGCU 2nd-03:39.
 Largest lead - SFBK None, FGCU by 28 2nd-02:44.
 SFBK led for 00:00. FGCU led for 39:04. Game was tied for 00:56.

Score tied - 0 times.
 Lead changed - 0 times.

G6 vs. NAVY

Navy 54 • 4-3

#	Player	Total		3-Ptr		Rebounds			PF	TP	A	TO	Blk	Stl	Min
		FG-FTA	FG-FGA	FT-FTA	Off	Def	Tot								
01	Lacey, Tom	* 3-5	0-0	4-5	0	3	3	3	10	0	2	0	0	21	
02	Abdullah, Hasan	* 1-6	1-4	1-2	0	2	2	3	4	1	4	0	2	28	
14	Dulin, Bryce	* 6-13	1-5	0-1	3	1	4	2	13	1	1	0	2	32	
20	Anderson, Shawn	* 5-11	0-2	3-4	0	4	4	2	13	1	1	0	1	29	
40	Wleck, Evan	* 2-3	0-0	0-0	2	1	3	2	4	0	1	0	0	24	
00	Fox, Nourse	0-2	0-1	0-0	1	0	1	1	0	0	0	0	1	8	
05	Pearson, Ryan	0-3	0-2	0-0	0	0	0	1	0	0	0	0	0	7	
10	Mathis, JR	0-1	0-1	0-0	0	0	0	0	0	0	0	0	0	4	
21	Kiernan, George	0-7	0-2	0-0	3	1	4	0	0	0	1	0	0	19	
22	Davis, Cam	0-3	0-1	0-0	0	0	0	0	0	0	0	0	0	12	
23	Lewis, Mo	2-2	0-0	4-4	0	0	0	1	8	0	0	0	1	8	
41	Riemersma, Tyler	1-2	0-0	0-0	0	0	0	0	2	0	0	0	1	8	
	Team				1	3	4								
Totals		20-58	2-18	12-16	10	15	25	54	3	10	0	8	200		



G9 vs. MIDDLE TENNESSEE

Middle Tennessee 81 • 5-1

#	Player	Total		3-Ptr		Rebounds			PF	TP	A	TO	Blk	Stl	Min
		FG-FGA	FG-FGA	FT-FTA	FT-FTA	Off	Def	Tot							
01	WALTERS, Brandon	f	4-6	0-0	4-5	2	2	4	2	12	1	3	1	0	29
05	KING, Nick	f	11-21	0-1	10-14	4	7	11	1	32	4	2	0	0	37
00	DIXON, Tyrik	g	1-3	1-1	1-1	0	7	7	4	4	3	1	0	0	28
11	SIMPSON, Edward	g	0-4	0-3	0-0	0	1	1	2	0	2	2	1	1	26
20	POTTS, Giddy	g	4-13	2-7	0-0	2	1	3	4	10	3	3	0	4	26
03	SIMS, Donovan		0-0	0-0	0-0	0	1	1	0	0	0	1	0	0	4
04	HAWTHORNE, James		1-1	0-0	0-0	0	0	0	4	2	0	1	0	0	4
12	SHELTON-SZMIDT, Th.		2-4	1-2	0-0	1	2	3	1	5	0	0	0	0	10
21	SIMMONS, David		4-6	0-1	3-4	3	2	5	5	11	1	3	0	1	26
25	GAMBLE, Karl		2-2	0-0	1-1	0	1	1	0	5	0	2	0	0	10
Team						3	3	6							
Totals			29-60	4-15	19-25	15	27	42	23	81	14	18	2	6	200

FG % 1st Half: 13-31 41.9% 2nd half: 16-29 55.2% Game: 29-60 48.3% Deadball Rebounds 1
 3FG % 1st Half: 2-6 33.3% 2nd half: 2-9 22.2% Game: 4-15 26.7%
 FT % 1st Half: 6-9 66.7% 2nd half: 13-16 81.3% Game: 19-25 76.0%

FGCU 76 • 6-3

#	Player	Total		3-Ptr		Rebounds			PF	TP	A	TO	Blk	Stl	Min
		FG-FGA	FG-FGA	FT-FTA	FT-FTA	Off	Def	Tot							
32	SIMMONS, Antravious	f	2-5	0-0	0-0	0	4	4	5	4	0	2	0	0	25
00	GOODWIN, Brandon	g	8-17	3-7	7-9	2	4	6	1	26	3	1	0	2	38
05	JOHNSON, Zach	g	2-7	0-1	3-4	0	2	2	4	7	4	3	0	2	23
11	TERRELL, Christian	g	2-4	0-1	3-5	1	7	8	2	7	5	2	0	2	31
23	CARLYLE, Christian	g	6-9	0-1	6-7	1	1	2	5	18	0	2	0	2	37
03	ROGERS, Darnell		0-1	0-1	0-0	0	0	0	0	0	0	0	0	0	2
13	SCOTT Jr, RaySean		0-0	0-0	0-0	2	1	3	4	0	2	2	1	0	10
21	ERNST, Brady		1-1	0-0	0-1	0	0	0	1	2	0	0	0	0	11
31	MERCURIUS, Dinero		4-8	4-6	0-1	1	0	1	0	12	0	3	0	0	23
Team						0	2	2							
Totals			25-52	7-17	19-27	7	21	28	22	76	14	15	1	8	200

FG % 1st Half: 12-24 50.0% 2nd half: 13-28 46.4% Game: 25-52 48.1% Deadball Rebounds 1
 3FG % 1st Half: 2-6 33.3% 2nd half: 5-11 45.5% Game: 7-17 41.2%
 FT % 1st Half: 8-9 88.9% 2nd half: 14-21 66.7% Game: 19-27 70.4%

Officials: Jason Baker (R), Mick Fieldbinder, Christopher Ford
 Technical fouls: Middle Tennessee-None. FGCU-None.
 Attendance: 3931
 FGCU Ranked #13 CollegeInsider.com Mid-Major Top 25

Score by periods	1st	2nd	Total
Middle Tennessee	34	47	81
FGCU	31	45	76

Last FG - MT 2nd-01:48, FGCU 2nd-01:35.
 Largest lead - MT by 16 2nd-11:58, FGCU by 12 1st-15:43.
 MT led for 27:57, FGCU led for 11:33. Game was tied for 00:30.

Score tied - 1 time.
 Lead changed - 3 times.

G11 @ rv UT ARLINGTON

FGCU 85 • 7-4

#	Player	Total		3-Ptr		Rebounds			PF	TP	A	TO	Blk	Stl	Min
		FG-FGA	FG-FGA	FT-FTA	FT-FTA	Off	Def	Tot							
00	GOODWIN, Brandon	*	7-17	1-3	8-9	2	3	5	2	23	8	3	0	2	36
05	JOHNSON, Zach	*	5-12	1-5	2-5	0	5	5	3	13	2	8	0	2	36
11	TERRELL, Christian	*	6-8	4-5	0-0	1	4	5	1	16	3	4	0	1	38
13	SCOTT Jr, RaySean	*	1-2	0-1	2-2	1	3	4	4	0	1	1	1	1	17
32	SIMMONS, Antravious	*	1-3	0-0	0-0	1	3	4	3	2	0	1	0	0	10
15	DOYLE, Ricky		2-2	0-0	0-0	2	0	2	4	4	1	0	0	1	15
21	ERNST, Brady		0-0	0-0	0-0	0	4	4	2	0	0	0	0	0	13
23	CARLYLE, Christian		2-2	1-1	2-2	0	0	0	3	7	0	3	0	1	16
31	MERCURIUS, Dinero		4-5	3-4	5-5	0	1	1	1	16	0	2	0	1	19
Team						2	0	2							
Totals			28-51	10-19	19-23	9	23	32	23	85	14	24	1	9	200

FG % 1st Half: 14-27 51.9% 2nd half: 14-24 58.3% Game: 28-51 54.9% Deadball Rebounds 1
 3FG % 1st Half: 6-11 54.5% 2nd half: 4-8 50.0% Game: 10-19 52.6%
 FT % 1st Half: 3-5 60.0% 2nd half: 16-18 88.9% Game: 19-23 82.6%

rv UT Arlington 78 • 7-3

#	Player	Total		3-Ptr		Rebounds			PF	TP	A	TO	Blk	Stl	Min
		FG-FGA	FG-FGA	FT-FTA	FT-FTA	Off	Def	Tot							
25	Hervey, Kevin	f	8-18	4-6	5-9	4	6	10	2	25	3	6	1	1	34
13	Hamilton, Johnny	c	4-6	0-0	2-2	2	4	6	2	10	1	0	0	0	17
01	Neal, Erick	g	4-11	4-10	3-4	0	2	2	3	15	5	1	0	4	25
03	Hawkins, Nathan	g	4-8	1-3	1-1	1	0	1	3	10	3	2	0	2	35
05	Wilson, Kaelon	g	4-7	2-3	0-0	1	1	2	1	10	0	6	0	0	34
02	Bryant, DJ		0-0	0-0	0-0	0	0	0	1	0	2	2	0	1	15
04	Turner, Davion		1-3	0-2	0-0	1	1	2	1	2	0	1	1	0	13
20	Harris, Julian		2-3	0-0	2-3	0	1	1	4	6	0	1	0	0	14
22	Kabadyundi, Link		0-0	0-0	0-0	0	2	2	1	0	1	0	0	0	7
23	Clarke, Mairega		0-1	0-1	0-0	0	0	0	0	0	0	0	0	0	6
Team						2	0	2							
Totals			27-57	11-25	13-19	11	17	28	18	78	14	21	2	8	200

FG % 1st Half: 12-28 42.9% 2nd half: 15-29 51.7% Game: 27-57 47.4% Deadball Rebounds 2
 3FG % 1st Half: 5-12 41.7% 2nd half: 6-13 46.2% Game: 11-25 44.0%
 FT % 1st Half: 3-4 75.0% 2nd half: 10-15 66.7% Game: 13-19 68.4%

Officials: Brent Dugas, Coy Gammon, John Dillon
 Technical fouls: FGCU-GOODWIN, Brandon. rv UT Arlington-Hervey, Kevin;
 Hamilton, Johnny; Turner, Davion.
 Attendance: 2635

Score by periods	1st	2nd	Total
FGCU	37	48	85
rv UT Arlington	32	46	78

Last FG - FGCU 2nd-00:51, UT 2nd-00:13.
 Largest lead - FGCU by 19 2nd-10:01, UT by 7 1st-11:24.
 FGCU led for 28:02, UT led for 08:21. Game was tied for 03:30.

Score tied - 3 times.
 Lead changed - 6 times.

#DunkCity

G10 vs. FAU

FAU 92 • 5-3

#	Player	Total		3-Ptr		Rebounds			PF	TP	A	TO	Blk	Stl	Min
		FG-FGA	FG-FGA	FT-FTA	FT-FTA	Off	Def	Tot							
05	Phister, William	f	0-2	0-0	0-0	3	1	4	5	0	1	1	0	0	16
15	Ingram, Jaily	f	2-7	0-1	5-8	3	4	7	3	9	0	1	2	1	35
33	Delph, Ronald	c	8-14	0-0	3-5	2	6	8	3	19	1	0	2	0	34
03	Adger, Anthony	g	3-7	1-3	3-3	1	1	2	2	10	2	1	0	0	21
14	Troutman, Gerdarius	g	4-10	3-6	3-3	0	3	3	1	14	0	1	0	2	32
00	Hulsey, Payton		7-13	1-2	4-5	1	3	4	3	19	3	0	0	1	27
01	Perry, Je'Quan		0-0	0-0	0-0	0	0	0	0	0	0	0	0	0	3
02	Massey, Justin		5-10	4-9	7-9	0	0	0	1	21	1	2	0	0	29
32	Smith, Amir		0-1	0-0	0-0	0	1	1	2	0	0	1	0	0	3
Team						3	5	8							
Totals			29-64	9-21	25-33	13	24	37	20	92	8	7	4	4	200

FG % 1st Half: 11-32 34.4% 2nd half: 18-32 56.3% Game: 29-64 45.3% Deadball Rebounds 3
 3FG % 1st Half: 3-8 37.5% 2nd half: 6-13 46.2% Game: 9-21 42.9%
 FT % 1st Half: 9-12 75.0% 2nd half: 16-21 76.2% Game: 25-33 75.8%

FGCU 88 • 6-4

#	Player	Total		3-Ptr		Rebounds			PF	TP	A	TO	Blk	Stl	Min
		FG-FGA	FG-FGA	FT-FTA	FT-FTA	Off	Def	Tot							
21	ERNST, Brady	f	0-1	0-0	0-0	1	0	1	0	0	0	0	0	0	3
32	SIMMONS, Antravious	f	5-9	0-0	3-4	1	5	6	5	13	1	1	1	0	24
00	GOODWIN, Brandon	g	10-20	0-2	3-5	4	7	11	2	23	4	0	0	0	37
05	JOHNSON, Zach	g	4-9	0-1	4-6	0	0	0	3	12	0	1	1	1	30
11	TERRELL, Christian	g	4-7	3-3	3-4	1	3	4	3	14	1	1	0	0	28
13	SCOTT Jr, RaySean		2-4	0-1	0-0	1	4	5	3	4	1	0	0	0	13
15	DOYLE, Ricky		1-3	0-0	1-3	3	2	5	2	3	1	2	1	0	16
23	CARLYLE, Christian		3-7	0-1	0-0	0	2	2	2	6	0	1	0	2	25
31	MERCURIUS, Dinero		5-7	3-4	0-0	0	1	1	3	13	0	2	0	1	24
Team						2	3	5							
Totals			34-67	6-12	14-22	13	27	40	23	88	8	8	3	4	200

FG % 1st Half: 18-33 54.5% 2nd half: 16-34 47.1% Game: 34-67 50

G13 @ FIU

FGCU 88 • 7-6

#	Player	*	Total		3-Ptr	Rebounds			PF	TP	A	TO	Blk	Stl	Min
			FG-FGA	FG-FGA	FT-FTA	Off	Def	Tot							
00	GOODWIN, Brandon	*	8-14	2-6	6-10	4	5	9	2	24	8	5	0	2	38
05	JOHNSON, Zach	*	3-9	2-6	4-4	0	2	2	5	12	3	3	0	1	35
11	TERRELL, Christian	*	5-14	5-11	3-4	0	7	7	4	18	1	4	1	0	32
24	GILMORE, Michael	*	1-3	0-2	0-0	0	4	4	5	2	1	3	2	0	17
32	SIMMONS, Antravious	*	4-5	0-0	4-7	3	5	8	4	12	3	2	0	0	25
13	SCOTT Jr, RaySean		3-5	0-0	2-2	4	5	9	4	8	0	0	0	1	22
15	DOYLE, Ricky		0-0	0-0	0-0	0	1	1	0	0	0	1	0	0	2
21	ERNST, Brady		2-3	0-0	0-0	0	1	1	3	4	0	0	1	1	10
31	MERCURIUS, Dinero		3-8	2-7	0-0	2	0	2	2	8	1	0	0	0	19
Team						0	0	0				1			
Totals			29-61	11-32	19-27	13	30	43	29	88	17	19	4	5	200
FG % 1st Half: 14-23 60.9%			2nd half: 15-38 39.5%			Game: 29-61 47.5%			Deadball						
3FG % 1st Half: 6-12 50.0%			2nd half: 5-20 25.0%			Game: 11-32 34.4%			Rebounds						
FT % 1st Half: 9-10 90.0%			2nd half: 10-17 58.8%			Game: 19-27 70.4%			6						

FIU 91 • 6-6

#	Player	*	Total		3-Ptr	Rebounds			PF	TP	A	TO	Blk	Stl	Min
			FG-FGA	FG-FGA	FT-FTA	Off	Def	Tot							
03	JACOB, Trejon	*	13-19	7-11	5-11	0	2	2	3	38	0	4	0	2	34
04	BEARD JR., Brian	*	8-16	0-3	8-13	1	5	6	4	24	7	2	0	5	35
05	LOCKETT, Eric	*	2-7	1-1	6-6	2	3	5	1	11	4	1	0	2	38
10	HUSSEIN, Hassan	*	2-5	0-1	0-0	0	3	3	4	4	0	1	0	0	21
32	HARVEY, Jay	*	1-1	0-0	0-2	1	0	1	0	2	0	1	0	0	27
01	BANKS, Isaiah		0-0	0-0	0-0	0	0	0	0	0	0	0	0	0	3
02	VEIRA, Cordell		0-1	0-1	1-2	0	0	0	3	1	1	0	0	0	5
23	WHITAKER, Ronald		0-0	0-0	0-0	0	0	0	1	0	0	1	0	0	5
31	DOUGLAS, Michael		0-2	0-0	7-10	0	4	4	1	7	0	0	1	0	20
34	OSAGHAE, Osasumwen		1-1	0-0	2-2	0	2	2	3	4	0	0	1	1	12
Team						3	2	5				1			
Totals			27-52	8-17	29-46	7	21	28	20	91	12	11	2	10	200
FG % 1st Half: 14-26 53.8%			2nd half: 13-26 50.0%			Game: 27-52 51.9%			Deadball						
3FG % 1st Half: 5-8 62.5%			2nd half: 3-9 33.3%			Game: 8-17 47.1%			Rebounds						
FT % 1st Half: 7-8 87.5%			2nd half: 22-38 57.9%			Game: 29-46 63.0%			5						

Officials: Rick Crawford, Kevin Mathis, Tommy Short
 Technical fouls: FGCU-None. FIU-None.
 Attendance: 509

Score by periods	1st	2nd	Total
FGCU	43	45	88
FIU	40	51	91

Points	In	Off	2nd	Fast	Bench
FGCU	34	10	12	15	20
FIU	26	23	7	14	12

Last FG - FGCU 2nd-00:05, FIU 2nd-01:14.
 Largest lead - FGCU by 11 2nd-15:31, FIU by 9 2nd-06:39.
 FGCU led for 16:37, FIU led for 20:09. Game was tied for 03:14.

Score tied - 8 times.
 Lead changed - 7 times.

G14 @ #11 WICHITA STATE

G15 @ rv RHODE ISLAND

G16 vs. FLORIDA MEMORIAL



2017-18 #DunkCity Basketball
FGCU Combined Team Statistics (as of Dec 20, 2017)
All games



RECORD:	OVERALL	HOME	AWAY	NEUTRAL
ALL GAMES	7-6	5-3	2-3	0-0
CONFERENCE	0-0	0-0	0-0	0-0
NON-CONFERENCE	7-6	5-3	2-3	0-0

#	Player	gp-gs	min	avg	Total		3-Point		F-Throw		Rebounds				pf	dq	a	to	blk	stl	pts	avg
					fg-fga	fg%	3fg-fga	3fg%	ft-fa	ft%	off	def	tot	avg								
00	GOODWIN, Brandon	13-12	430	33.1	77-181	.425	17-64	.266	73-94	.777	16	52	68	5.2	18	0	64	40	1	15	244	18.8
11	TERRELL, Christian	13-13	398	30.6	69-122	.566	30-55	.545	18-24	.750	13	66	79	6.1	21	0	30	24	8	6	186	14.3
05	JOHNSON, Zach	13-13	407	31.3	57-141	.404	15-56	.268	45-58	.776	6	35	41	3.2	28	1	36	36	2	29	174	13.4
31	MERCURIUS, Dinero	10-2	193	19.3	31-67	.463	24-54	.444	9-10	.900	4	9	13	1.3	16	0	4	12	0	4	95	9.5
32	SIMMONS, Antravious	13-8	240	18.5	41-62	.661	0-0	.000	14-22	.636	26	39	65	5.0	43	3	15	16	3	6	96	7.4
23	CARLYLE, Christian	11-2	244	22.2	26-58	.448	4-10	.400	23-29	.793	13	18	31	2.8	33	3	13	12	3	9	79	7.2
24	GILMORE, Michael	2-2	44	22.0	5-12	.417	0-3	.000	2-3	.667	0	8	8	4.0	8	1	3	3	2	1	12	6.0
13	SCOTT Jr, RaySean	11-4	170	15.5	26-39	.667	0-5	.000	12-13	.923	21	36	57	5.2	33	0	8	7	7	4	64	5.8
15	DOYLE, Ricky	12-8	189	15.8	29-49	.592	0-2	.000	8-15	.533	19	26	45	3.8	30	1	13	17	7	8	66	5.5
30	THOMAS, Brian	2-0	19	9.5	2-3	.667	0-0	.000	1-2	.500	3	3	6	3.0	1	0	0	1	2	0	5	2.5
21	ERNST, Brady	13-1	150	11.5	10-18	.556	0-0	.000	7-17	.412	7	26	33	2.5	16	0	3	3	3	4	27	2.1
03	ROGERS, Darnell	9-0	78	8.7	6-15	.400	4-10	.400	2-4	.500	1	0	1	0.1	5	0	5	9	0	2	18	2.0
02	KO, Joshua	4-0	12	3.0	2-8	.250	1-2	.500	0-0	.000	1	1	2	0.5	0	0	0	0	0	1	5	1.3
33	MAHONEY, Dolan	5-0	15	3.0	2-3	.667	0-1	.000	0-0	.000	2	0	2	0.4	2	0	1	0	0	1	4	0.8
20	McADOO, Ryan	5-0	11	2.2	0-3	.000	0-0	.000	1-4	.250	0	3	3	0.6	0	0	0	3	0	2	1	0.2
Team											23	24	47		1		6					
Total.....		13	2600		383-781	.490	95-262	.363	215-295	.729	155	346	501	38.5	255	9	195	189	38	92	1076	82.8
Opponents.....		13	2600		345-777	.444	84-254	.331	196-292	.671	138	282	420	32.3	252	-	157	180	33	91	970	74.6

TEAM STATISTICS	FGCU	OPP
SCORING	1076	970
Points per game	82.8	74.6
Scoring margin	+8.2	-
FIELD GOALS-ATT	383-781	345-777
Field goal pct	.490	.444
3 POINT FG-ATT	95-262	84-254
3-point FG pct	.363	.331
3-pt FG made per game	7.3	6.5
FREE THROWS-ATT	215-295	196-292
Free throw pct	.729	.671
F-Throws made per game	16.5	15.1
REBOUNDS	501	420
Rebounds per game	38.5	32.3
Rebounding margin	+6.2	-
ASSISTS	195	157
Assists per game	15.0	12.1
TURNOVERS	189	180
Turnovers per game	14.5	13.8
Turnover margin	-0.7	-
Assist/turnover ratio	1.0	0.9
STEALS	92	91
Steals per game	7.1	7.0
BLOCKS	38	33
Blocks per game	2.9	2.5
ATTENDANCE	28143	15988
Home games-Avg/Game	8-3518	5-3198
Neutral site-Avg/Game	-	0-0

Date	Opponent		Score	Att.
11/11/17	ILLINOIS STATE	w	98-87	4335
11/13/17	at Siena	w	86-53	5387
11/18/17	at Bowling Green	L	80-83	2440
11/21/17	at Middle Tennessee	L	72-85	5017
^ 11/24/17	DENVER	w	79-71	3517
^ 11/25/17	NAVY	w	70-54	3597
^ 11/26/17	ST. FRANCIS BROOKLYN	w	75-51	2929
^ 11/29/17	WEBBER INTERNATIONAL	w	115-61	3100
12/2/17	MIDDLE TENNESSEE	L	76-81	3931
12/5/17	FAU	L	88-92	3418
12/9/17	at rv UT Arlington	w	85-78	2635
12/16/17	ORAL ROBERTS	L	64-83	3316
12/19/17	at FIU	L	88-91	509

^ Homewood Suites FGCU Shootout (Alico Arena)

Score by Periods	1st	2nd	Totals
FGCU	509	567	1076
Opponents	435	535	970



2017-18 #DunkCity Basketball
FGCU Team Game-by-Game Comparison (as of Dec 20, 2017)
All games



Opponent	1st	2nd	Score	Mar	Total FG	FG Pct	3-Pointers	3FG Pct	Free Throws	FT Pct	Rebounds	Assist	T/Over	Block	Steal	Fouls
ILLINOIS STATE	45/42	53/45	98-87	+11	32-65/33-65	.492/.508	7-23/14-29	.304/.483	27-37/7-16	.730/.438	48/24 +24	16/24	12/11	5/5	9/3	16/26
Siena	40/27	46/26	86-53	+33	33-64/19-63	.516/.302	6-20/3-15	.300/.200	14-20/12-21	.700/.571	48/33 +15	16/7	14/14	3/4	10/7	20/15
Bowling Green	43/40	37/43	80-83	(3)	30-71/27-66	.423/.409	6-23/6-15	.261/.400	14-19/23-33	.737/.697	42/46 (4)	13/10	16/14	5/4	6/7	23/19
Middle Tennessee	29/47	43/38	72-85	(13)	21-49/28-58	.429/.483	3-17/6-19	.176/.316	27-38/23-32	.711/.719	32/37 (5)	10/17	16/12	2/2	5/10	26/28
DENVER	35/32	44/39	79-71	+8	26-54/28-55	.481/.509	9-24/5-18	.375/.278	18-23/10-16	.783/.625	28/34 (6)	16/14	9/16	4/1	8/5	17/22
NAVY	28/26	42/28	70-54	+16	27-51/20-58	.529/.345	7-18/2-18	.389/.111	9-10/12-16	.900/.750	40/25 +15	9/3	19/10	4/0	4/8	17/15
ST. FRANCIS BROOKLYN	35/18	40/33	75-51	+24	29-61/19-52	.475/.365	3-7/4-21	.429/.190	14-19/9-18	.737/.500	43/26 +17	15/5	11/14	1/3	4/6	15/17
WEBBER INTERNATIONAL	63/21	52/40	115-61	+54	45-81/25-64	.556/.391	9-25/8-27	.360/.296	16-22/3-4	.727/.750	57/20 +37	29/11	10/18	3/2	14/7	9/16
MIDDLE TENNESSEE	31/34	45/47	76-81	(5)	25-52/29-60	.481/.483	7-17/4-15	.412/.267	19-27/19-25	.704/.760	28/42 (14)	14/14	15/18	1/2	8/6	22/23
FAU	45/34	43/58	88-92	(4)	34-67/29-64	.507/.453	6-12/9-21	.500/.429	14-22/25-33	.636/.758	40/37 +3	8/8	8/7	3/4	4/4	23/20
rv UT Arlington	37/32	48/46	85-78	+7	28-51/27-57	.549/.474	10-19/11-25	.526/.440	19-23/13-19	.826/.684	32/28 +4	14/14	24/21	1/2	9/8	23/18
ORAL ROBERTS	35/42	29/41	64-83	(19)	24-54/34-63	.444/.540	11-25/4-14	.440/.286	5-8/11-13	.625/.846	20/40 (20)	18/18	16/14	2/2	6/10	15/13
FIU	43/40	45/51	88-91	(3)	29-61/27-52	.475/.519	11-32/8-17	.344/.471	19-27/29-46	.704/.630	43/28 +15	17/12	19/11	4/2	5/10	29/20

Note: Game totals are displayed in the format TEAM/OPPONENT for each category



2017-18 #DunkCity Basketball
FGCU Team High/Low Analysis (as of Dec 20, 2017)
All games



FGCU - TEAM GAME HIGHS

POINTS	115	WEBBER INTERNATIONAL (11/29/17)
	98	ILLINOIS STATE (11/11/17)
	88	at FIU (12/19/17)
	88	FAU (12/5/17)
	86	at Siena (11/13/17)
FIELD GOALS MADE	45	WEBBER INTERNATIONAL (11/29/17)
	34	FAU (12/5/17)
FIELD GOAL ATTEMPTS	81	WEBBER INTERNATIONAL (11/29/17)
	71	at Bowling Green (11/18/17)
FIELD GOAL PERCENTAGE	.556 (45-81)	WEBBER INTERNATIONAL (11/29/17)
	.549 (28-51)	at rv UT Arlington (12/9/17)
3 PT FIELD GOALS MADE	11	at FIU (12/19/17)
	11	ORAL ROBERTS (12/16/17)
3 PT FG ATTEMPTS	32	at FIU (12/19/17)
	25	ORAL ROBERTS (12/16/17)
	25	WEBBER INTERNATIONAL (11/29/17)
3 PT FG PERCENTAGE	.526 (10-19)	at rv UT Arlington (12/9/17)
	.500 (6-12)	FAU (12/5/17)
FREE THROWS MADE	27	at Middle Tennessee (11/21/17)
	27	ILLINOIS STATE (11/11/17)
FREE THROW ATTEMPTS	38	at Middle Tennessee (11/21/17)
	37	ILLINOIS STATE (11/11/17)
FREE THROW PERCENTAGE	.900 (9-10)	NAVY (11/25/17)
	.826 (19-23)	at rv UT Arlington (12/9/17)
REBOUNDS	57	WEBBER INTERNATIONAL (11/29/17)
	48	at Siena (11/13/17)
	48	ILLINOIS STATE (11/11/17)
ASSISTS	29	WEBBER INTERNATIONAL (11/29/17)
	18	ORAL ROBERTS (12/16/17)
STEALS	14	WEBBER INTERNATIONAL (11/29/17)
	10	at Siena (11/13/17)
BLOCKED SHOTS	5	at Bowling Green (11/18/17)
	5	ILLINOIS STATE (11/11/17)
TURNOVERS	24	at rv UT Arlington (12/9/17)
	19	at FIU (12/19/17)
	19	NAVY (11/25/17)
FOULS	29	at FIU (12/19/17)
	26	at Middle Tennessee (11/21/17)



2017-18 #DunkCity Basketball
FGCU High/Low Analysis (as of Dec 20, 2017)
All games



Opponent - GAME HIGHS

POINTS	92	FAU (12/5/17)
	91	at FIU (12/19/17)
	87	ILLINOIS STATE (11/11/17)
	85	at Middle Tennessee (11/21/17)
	83	ORAL ROBERTS (12/16/17)
	83	at Bowling Green (11/18/17)
FIELD GOALS MADE	34	ORAL ROBERTS (12/16/17)
	33	ILLINOIS STATE (11/11/17)
FIELD GOAL ATTEMPTS	66	at Bowling Green (11/18/17)
	65	ILLINOIS STATE (11/11/17)
FIELD GOAL PERCENTAGE	.540 (34-63)	ORAL ROBERTS (12/16/17)
	.519 (27-52)	at FIU (12/19/17)
3 PT FIELD GOALS MADE	14	ILLINOIS STATE (11/11/17)
	11	at rv UT Arlington (12/9/17)
3 PT FG ATTEMPTS	29	ILLINOIS STATE (11/11/17)
	27	WEBBER INTERNATIONAL (11/29/17)
3 PT FG PERCENTAGE	.483 (14-29)	ILLINOIS STATE (11/11/17)
	.471 (8-17)	at FIU (12/19/17)
FREE THROWS MADE	29	at FIU (12/19/17)
	25	FAU (12/5/17)
FREE THROW ATTEMPTS	46	at FIU (12/19/17)
	33	FAU (12/5/17)
	33	at Bowling Green (11/18/17)
FREE THROW PERCENTAGE	.846 (11-13)	ORAL ROBERTS (12/16/17)
	.760 (19-25)	MIDDLE TENNESSEE (12/2/17)
REBOUNDS	46	at Bowling Green (11/18/17)
	42	MIDDLE TENNESSEE (12/2/17)
ASSISTS	24	ILLINOIS STATE (11/11/17)
	18	ORAL ROBERTS (12/16/17)
STEALS	10	at FIU (12/19/17)
	10	ORAL ROBERTS (12/16/17)
	10	at Middle Tennessee (11/21/17)
BLOCKED SHOTS	5	ILLINOIS STATE (11/11/17)
	4	FAU (12/5/17)
	4	at Bowling Green (11/18/17)
	4	at Siena (11/13/17)
TURNOVERS	21	at rv UT Arlington (12/9/17)
	18	MIDDLE TENNESSEE (12/2/17)
	18	WEBBER INTERNATIONAL (11/29/17)
FOULS	28	at Middle Tennessee (11/21/17)
	26	ILLINOIS STATE (11/11/17)



2017-18 #DunkCity Basketball
FGCU High/Low Analysis (as of Dec 20, 2017)
All games



FGCU - GAME LOWS

POINTS	64	ORAL ROBERTS (12/16/17)
	70	NAVY (11/25/17)
	72	at Middle Tennessee (11/21/17)
	75	ST. FRANCIS BROOKLYN (11/26/17)
	76	MIDDLE TENNESSEE (12/2/17)
FIELD GOALS MADE	21	at Middle Tennessee (11/21/17)
	24	ORAL ROBERTS (12/16/17)
FIELD GOAL ATTEMPTS	49	at Middle Tennessee (11/21/17)
	51	NAVY (11/25/17)
	51	at rv UT Arlington (12/9/17)
FIELD GOAL PERCENTAGE	.423 (30-71)	at Bowling Green (11/18/17)
	.429 (21-49)	at Middle Tennessee (11/21/17)
3 PT FIELD GOALS MADE	3	at Middle Tennessee (11/21/17)
	3	ST. FRANCIS BROOKLYN (11/26/17)
3 PT FG ATTEMPTS	7	ST. FRANCIS BROOKLYN (11/26/17)
	12	FAU (12/5/17)
3 PT FG PERCENTAGE	.176 (3-17)	at Middle Tennessee (11/21/17)
	.261 (6-23)	at Bowling Green (11/18/17)
FREE THROWS MADE	5	ORAL ROBERTS (12/16/17)
	9	NAVY (11/25/17)
FREE THROW ATTEMPTS	8	ORAL ROBERTS (12/16/17)
	10	NAVY (11/25/17)
FREE THROW PERCENTAGE	.625 (5-8)	ORAL ROBERTS (12/16/17)
	.636 (14-22)	FAU (12/5/17)
REBOUNDS	20	ORAL ROBERTS (12/16/17)
	28	DENVER (11/24/17)
	28	MIDDLE TENNESSEE (12/2/17)
ASSISTS	8	FAU (12/5/17)
	9	NAVY (11/25/17)
STEALS	4	NAVY (11/25/17)
	4	ST. FRANCIS BROOKLYN (11/26/17)
	4	FAU (12/5/17)
BLOCKED SHOTS	1	ST. FRANCIS BROOKLYN (11/26/17)
	1	MIDDLE TENNESSEE (12/2/17)
	1	at rv UT Arlington (12/9/17)
TURNOVERS	8	FAU (12/5/17)
	9	DENVER (11/24/17)
FOULS	9	WEBBER INTERNATIONAL (11/29/17)
	15	ST. FRANCIS BROOKLYN (11/26/17)
	15	ORAL ROBERTS (12/16/17)



2017-18 #DunkCity Basketball
FGCU High/Low Analysis (as of Dec 20, 2017)
All games



Opponent - GAME LOWS

POINTS	51	ST. FRANCIS BROOKLYN (11/26/17)
	53	at Siena (11/13/17)
	54	NAVY (11/25/17)
	61	WEBBER INTERNATIONAL (11/29/17)
	71	DENVER (11/24/17)
FIELD GOALS MADE	19	at Siena (11/13/17)
	19	ST. FRANCIS BROOKLYN (11/26/17)
FIELD GOAL ATTEMPTS	52	ST. FRANCIS BROOKLYN (11/26/17)
	52	at FIU (12/19/17)
FIELD GOAL PERCENTAGE	.302 (19-63)	at Siena (11/13/17)
	.345 (20-58)	NAVY (11/25/17)
3 PT FIELD GOALS MADE	2	NAVY (11/25/17)
	3	at Siena (11/13/17)
3 PT FG ATTEMPTS	14	ORAL ROBERTS (12/16/17)
	15	at Siena (11/13/17)
	15	at Bowling Green (11/18/17)
	15	MIDDLE TENNESSEE (12/2/17)
3 PT FG PERCENTAGE	.111 (2-18)	NAVY (11/25/17)
	.190 (4-21)	ST. FRANCIS BROOKLYN (11/26/17)
FREE THROWS MADE	3	WEBBER INTERNATIONAL (11/29/17)
	7	ILLINOIS STATE (11/11/17)
FREE THROW ATTEMPTS	4	WEBBER INTERNATIONAL (11/29/17)
	13	ORAL ROBERTS (12/16/17)
FREE THROW PERCENTAGE	.438 (7-16)	ILLINOIS STATE (11/11/17)
	.500 (9-18)	ST. FRANCIS BROOKLYN (11/26/17)
REBOUNDS	20	WEBBER INTERNATIONAL (11/29/17)
	24	ILLINOIS STATE (11/11/17)
ASSISTS	3	NAVY (11/25/17)
	5	ST. FRANCIS BROOKLYN (11/26/17)
STEALS	3	ILLINOIS STATE (11/11/17)
	4	FAU (12/5/17)
BLOCKED SHOTS	0	NAVY (11/25/17)
	1	DENVER (11/24/17)
TURNOVERS	7	FAU (12/5/17)
	10	NAVY (11/25/17)
FOULS	13	ORAL ROBERTS (12/16/17)
	15	at Siena (11/13/17)
	15	NAVY (11/25/17)



Division-I Era: Since 2007-08
TEAM GAME RECORDS



Most points

1. 123 - Illinois Institute of Te; 12/19/2003
2. 120 - Ave Maria; 11/29/2016
3. 119 - U. of Puerto Rico Piedra; 11/21/2003
4. 115 - Webber International; 11/29/2017
5. 111 - at Stetson; 1/25/2011
6. 110 - Florida College; 1/14/2003
7. 109 - Florida Christian Colleg; 1/11/2003
109 - Illinois Wesleyan Univer; 12/20/2003
9. 107 - Florida National; 12/22/2016
10. 106 - Florida Tech; 12/4/2003

Field goals made

1. 48 - Illinois Institute of Te; 12/19/2003
2. 47 - Ave Maria; 11/29/2016
3. 45 - Webber International; 11/29/2017
4. 44 - Trinity Baptist College; 2/3/2003
44 - Florida National; 12/22/2016
6. 43 - Clearwater Christian Col; 12/7/2002
7. 42 - U. of Puerto Rico Piedra; 11/21/2003
8. 41 - Florida Christian Colleg; 1/11/2003
41 - Florida College; 1/14/2003
41 - at Clearwater Christian; 2/6/2003
41 - Webber International; 1/5/2016

Field goals attempted

1. 88 - Youngstown State; 11/21/2015
2. 86 - at Clearwater Christian; 2/6/2003
3. 81 - Webber International; 11/29/2017
81 - Illinois Institute of Te; 12/19/2003
5. 79 - Stetson; 2/17/2012
79 - at Nova Southeastern; 11/17/2003
7. 78 - Mercer; 1/17/2008
78 - Palm Beach Atlantic; 2/24/2004
9. 77 - Florida Christian Colleg; 1/11/2003
77 - at Lipscomb; 1/14/2012

Field goal percentage (20 made)

1. .677 - Trinity Baptist College; 2/3/2003 (44-65)
2. .671 - Ave Maria; 11/29/2016 (47-70)
3. .667 - Florida National; 12/22/2016 (44-66)
4. .656 - Jacksonville; 2/6/2014 (40-61)
5. .647 - at Stetson; 1/20/2012 (33-51)
6. .614 - at TCU; 11/11/2011 (27-44)
.614 - at Georgia Southern; 12/4/2016 (35-57)
8. .612 - Webber International; 1/5/2016 (41-67)
9. .604 - Kennesaw State; 1/28/2012 (29-48)
10. .596 - vs Fairleigh Dickinson; 3/15/2016 (34-57)

3-point field goals made

1. 16 - at Fairmont State; 1/22/2005
2. 14 - at ETSU; 1/12/2013
14 - Stetson; 2/17/2012
14 - at USC Upstate; 2/28/2011
14 - Arkansas Tech University; 12/4/2004
6. 13 - Florida Christian Colleg; 1/11/2003
13 - at Warner Southern Colle; 1/16/2003
13 - Longwood; 1/24/2012
13 - at Nova Southeastern; 2/21/2007
13 - USC Upstate; 1/16/2016
13 - at Arizona State; 11/28/2007
13 - University of West Flori; 12/17/2004

3-point field goals attempted

1. 40 - Stetson; 2/17/2012
2. 37 - Mercer; 1/17/2008
3. 36 - at Warner Southern Colle; 1/16/2003
4. 34 - at Fairmont State; 1/22/2005
34 - at Clearwater Christian; 2/6/2003
34 - at Kentucky Wesleyan; 2/7/2004
7. 33 - at ETSU; 1/12/2013
33 - Stetson; 2/23/2017
9. 32 - at Lipscomb; 1/14/2012
32 - Lipscomb; 1/17/2013
32 - North Greenville College; 2/17/2005
32 - Bethany Lutheran; 3/2/2005
32 - Youngstown State; 11/21/2015
32 - at FIU; 12/19/2017

3-point FG percentage (10 made)

1. .667 - at USC Upstate; 2/28/2011 (14-21)
.667 - Illinois Wesleyan Univer; 12/20/2003 (12-18)
3. .650 - at Nova Southeastern; 2/21/2007 (13-20)
4. .619 - USC Upstate; 1/16/2016 (13-21)
5. .588 - Webber International; 1/5/2016 (10-17)
6. .579 - at USC Upstate; 2/15/2014 (11-19)
.579 - Ave Maria; 11/15/2012 (11-19)
8. .565 - Longwood; 1/24/2012 (13-23)
9. .556 - at Palm Beach Atlantic; 2/2/2007 (10-18)
.556 - at Samford; 11/28/2012 (10-18)
.556 - at Massachusetts; 12/7/2014 (10-18)

Free throws made

1. 42 - vs University of North F; 11/13/2004
2. 41 - at Stetson; 1/25/2011
3. 31 - Stetson; 1/8/2009
31 - Lipscomb; 2/18/2016
5. 30 - vs Georgetown; 3/22/2013
30 - Maine; 12/29/2011
7. 29 - Warner Southern College; 1/30/2003
29 - at Jacksonville; 2/2/2013
29 - Illinois Wesleyan Univer; 12/20/2003
10. 28 - at USC Upstate; 2/18/2017

Free throws attempted

1. 60 - at Stetson; 1/25/2011
2. 55 - vs University of North F; 11/13/2004
3. 46 - at Grambling State Unive; 11/20/2010
4. 45 - Stetson; 1/8/2009
5. 44 - vs Georgetown; 3/22/2013
6. 42 - Youngstown State; 11/21/2015
7. 41 - Puerto Rico-Bayamon; 11/28/2006
8. 40 - at Valdosta State; 1/3/2006
40 - at USC Upstate; 2/18/2017
10. 39 - Lipscomb; 2/18/2016

Free throw percentage (10 made)

1. 1.000 - at FAU; 12/28/2016 (10-10)
2. .964 - NGCSU; 2/26/2007 (27-28)
3. .923 - Stetson; 1/10/2015 (12-13)
4. .917 - at Eastern Illinois; 2/16/2004 (22-24)
5. .909 - at Kennesaw State; 1/25/2014 (20-22)
.909 - at Duke; 11/18/2012 (10-11)
.909 - at Baylor; 11/18/2016 (10-11)
8. .895 - at Kennesaw State; 2/16/2008 (17-19)
.895 - Army; 12/30/2008 (17-19)
10. .875 - USC Upstate; 1/16/2014 (14-16)



Division-I Era: Since 2007-08
TEAM GAME RECORDS



.875 - USC Upstate; 2/6/2011 (14-16)
.875 - at Mercer; 2/14/2008 (14-16)
.875 - at Stetson; 2/23/2008 (14-16)

Most rebounds

1. 62 - Florida Christian Colleg; 1/11/2003
2. 61 - Youngstown State; 11/21/2015
3. 58 - at Southeastern College; 1/25/2003
58 - vs Marygrove; 2/15/2007
5. 57 - at Clearwater Christian; 2/6/2003
57 - NGCSU; 2/26/2007
57 - West Alabama; 11/24/2006
57 - Webber International; 11/29/2017
57 - Tuskegee; 12/4/2006
10. 56 - Puerto Rico Cayey; 11/19/2004

Most assists

1. 30 - Florida Christian Colleg; 1/11/2003
30 - Florida National; 12/22/2016
30 - Florida Tech; 12/31/2016
4. 29 - Trinity Baptist College; 2/3/2003
29 - Ave Maria; 11/29/2016
29 - Webber International; 11/29/2017
29 - Florida Tech; 12/4/2003
29 - Clearwater Christian Col; 12/7/2002
9. 27 - Stillman; 1/13/2007
27 - Florida College; 1/14/2003
27 - Johnson & Wales Universi; 2/15/2003
27 - vs Fairleigh Dickinson; 3/15/2016

Most steals

1. 22 - Florida Tech; 12/4/2003
2. 21 - at N.C. Central; 12/16/2009
21 - Pennsylvania; 12/29/2007
4. 19 - Davis & Elkins College; 12/16/2003
19 - Illinois Institute of Te; 12/19/2003
6. 17 - Goshen College; 1/2/2003
17 - Florida Christian Colleg; 1/11/2003
17 - Florida Southern; 1/20/2007
17 - Nova Southeastern; 1/24/2007
17 - at Clearwater Christian; 2/6/2003
17 - at Nova Southeastern; 11/17/2003
17 - Florida National; 12/22/2016

Most blocked shots

1. 13 - ETSU; 2/7/2013
2. 11 - at Campbell; 1/24/2008
11 - at Stetson; 2/7/2015
4. 10 - USC Upstate; 12/19/2011
10 - vs South Dakota; 12/28/2015
6. 9 - Stetson; 1/9/2016
9 - vs University of North F; 11/13/2004
9 - Eckerd; 11/18/2013
9. 8 - at Mercer; 1/16/2009
8 - Barry; 1/18/2006
8 - at Belmont; 1/28/2011
8 - Ohio; 11/19/2014



Division-I Era: Since 2007-08 INDIVIDUAL GAME RECORDS



Most points

1. 37 - Bowie, Leighton; Illinois Wesleyan Univer; 12/20/2003
- 37 - Hopkins, Ryan; Florida College; 1/14/2003
- 37 - Hopkins, Ryan; Plymouth State College; 12/31/2002
4. 36 - Hopkins, Ryan; at Fairmont State; 1/22/2005
5. 34 - NORELIA, Marc-Eddy; Youngstown State; 11/21/2015
- 34 - THOMPSON, Bernard; Ohio; 11/19/2014
- 34 - Tisme, Robinson; Calumet College; 1/3/2003
8. 33 - Coggins, Kelvin; vs University of North F; 11/13/2004
- 33 - Hopkins, Ryan; at Saint Leo University; 12/1/2004
10. 32 - THOMPSON, Bernard; at USF; 12/17/2013

Field goals made

1. 16 - Tisme, Robinson; Calumet College; 1/3/2003
2. 14 - French, Andy; Trinity Baptist College; 2/3/2003
- 14 - THOMPSON, Bernard; Ohio; 11/19/2014
4. 13 - FIELER, Chase; Hartford; 11/12/2013
- 13 - Hopkins, Ryan; Plymouth State College; 12/31/2002
- 13 - THOMPSON, Bernard; at USF; 12/17/2013
7. 12 - GOODWIN, Brandon; at Florida State; 3/16/2017
- 12 - Hopkins, Ryan; Florida College; 1/14/2003
- 12 - Hopkins, Ryan; at Fairmont State; 1/22/2005
- 12 - NORELIA, Marc-Eddy; Youngstown State; 11/21/2015
- 12 - Tisme, Robinson; at Florida Tech; 12/19/2002

Field goals attempted

1. 28 - Hopkins, Ryan; at Warner Southern Colle; 1/16/2003
2. 27 - GOODWIN, Brandon; at Florida State; 3/16/2017
3. 25 - Hopkins, Ryan; Florida College; 1/14/2003
- 25 - Hopkins, Ryan; at Kentucky Wesleyan; 2/7/2004
- 25 - WOHLLEB, Casey; Mercer; 1/17/2008
6. 24 - Hopkins, Ryan; at Fairmont State; 1/22/2005
- 24 - NORELIA, Marc-Eddy; at Stetson; 2/25/2016
- 24 - WOHLLEB, Casey; at Mercer; 2/14/2008
9. 23 - BROWN, Sherwood; at USC Upstate; 2/23/2012
- 23 - Hopkins, Ryan; at Saint Leo University; 12/1/2004
- 23 - Hopkins, Ryan; Drury University; 12/30/2004
- 23 - THOMPSON, Bernard; at USF; 12/17/2013
- 23 - Tisme, Robinson; Calumet College; 1/3/2003

Field goal percentage (8 made)

1. 1.000 - McKNIGHT, Eric; Jacksonville; 2/6/2014 (11-11)
2. .909 - JONES, Jamail; at Northern Kentucky; 2/12/2015 (10-11)
- .909 - NORELIA, Marc-Eddy; vs Fairleigh Dickinson; 3/15/2016 (10-11)
4. .889 - MARKS, Kyle; Stetson; 1/8/2009 (8-9)
- .889 - MORANT, Demetris; at NJIT; 2/16/2017 (8-9)
- .889 - Martin, Kevin; at Lynn University; 12/9/2004 (8-9)
- .889 - NORELIA, Marc-Eddy; Eckerd; 1/2/2016 (8-9)
8. .875 - French, Andy; Trinity Baptist College; 2/3/2003 (14-16)
9. .846 - JOHNSON, Zach; Bowling Green; 11/23/2015 (11-13)
10. .833 - BAKER, Reed; Southeast Missouri; 11/16/2010 (10-12)
- .833 - Bowie, Leighton; Davis & Elkins College; 12/16/2003 (10-12)

3-point field goals made

1. 12 - Hopkins, Ryan; at Fairmont State; 1/22/2005
2. 11 - Hopkins, Ryan; Florida College; 1/14/2003
3. 9 - Hopkins, Ryan; at Saint Leo University; 12/1/2004
- 9 - Hopkins, Ryan; Illinois Wesleyan Univer; 12/20/2003
- 9 - Hopkins, Ryan; Drury University; 12/30/2004
- 9 - Hopkins, Ryan; Plymouth State College; 12/31/2002
7. 8 - Hopkins, Ryan; at Kentucky Wesleyan; 2/7/2004
- 8 - Hopkins, Ryan; Arkansas Tech University; 12/4/2004
- 8 - Hopkins, Ryan; Tri State University; 12/16/2002
10. 7 - BROWN, Sherwood; at USC Upstate; 2/28/2011
- 7 - Hopkins, Ryan; Shaw University; 1/3/2004

- 7 - Hopkins, Ryan; at Warner Southern Colle; 1/16/2003
- 7 - Hopkins, Ryan; at Albany State Universi; 1/29/2005
- 7 - Hopkins, Ryan; Warner Southern College; 1/30/2003
- 7 - Hopkins, Ryan; at University of Central; 12/21/2002

3-point field goals attempted

1. 23 - Hopkins, Ryan; Florida College; 1/14/2003
- 23 - Hopkins, Ryan; at Fairmont State; 1/22/2005
3. 22 - Hopkins, Ryan; at Warner Southern Colle; 1/16/2003
- 22 - Hopkins, Ryan; Drury University; 12/30/2004
5. 21 - Hopkins, Ryan; at Kentucky Wesleyan; 2/7/2004
6. 20 - Hopkins, Ryan; at Saint Leo University; 12/1/2004
7. 19 - Hopkins, Ryan; Arkansas Tech University; 12/4/2004
8. 17 - Hopkins, Ryan; Shaw University; 1/3/2004
- 17 - Hopkins, Ryan; at Clearwater Christian; 2/6/2003
10. 16 - Hopkins, Ryan; at Barry; 1/4/2005
- 16 - Hopkins, Ryan; at Johnson & Wales Unive; 1/18/2003
- 16 - Hopkins, Ryan; Warner Southern College; 1/30/2003
- 16 - Hopkins, Ryan; at Alabama-Huntsville; 2/3/2004

3-point FG percentage (6 made)

1. .857 - VARIDEL, Christophe; at SMU; 11/19/2011 (6-7)
2. .818 - Hopkins, Ryan; Illinois Wesleyan Univer; 12/20/2003 (9-11)
3. .750 - THOMPSON, Bernard; at Duke; 11/18/2012 (6-8)
- .750 - THOMPSON, Bernard; at Massachusetts; 12/7/2014 (6-8)
- .750 - Wohlleb, Casey; at Palm Beach Atlantic; 2/2/2007 (6-8)
6. .700 - BROWN, Sherwood; at USC Upstate; 2/28/2011 (7-10)
7. .667 - BAKER, Reed; at Lipscomb; 1/3/2009 (6-9)
- .667 - Crislip, Bryan; at Florida Tech; 12/19/2002 (6-9)
9. .643 - Hopkins, Ryan; Plymouth State College; 12/31/2002 (9-14)
10. .615 - Hopkins, Ryan; Tri State University; 12/16/2002 (8-13)

Free throws made

1. 19 - Bowie, Leighton; Illinois Wesleyan Univer; 12/20/2003
2. 15 - GOODWIN, Brandon; at USC Upstate; 2/18/2017
3. 14 - BAKER, Reed; at Grambling State Unive; 11/20/2010
- 14 - BANKS, Anthony; at Stetson; 1/25/2011
5. 13 - Bowie, Leighton; Shaw University; 1/3/2004
6. 12 - Bowie, Leighton; Lynn University; 11/22/2003
- 12 - Coggins, Kelvin; vs University of North F; 11/13/2004
- 12 - GOODWIN, Brandon; at Middle Tennessee; 11/21/2017
- 12 - O'NEIL, Derrick; FAU; 12/1/2008
10. 11 - Bauer, Beau; Palm Beach Atlantic; 1/11/2007
- 11 - NORELIA, Marc-Eddy; Lipscomb; 2/18/2016

Free throws attempted

1. 24 - BANKS, Anthony; at Stetson; 1/25/2011
2. 20 - Bowie, Leighton; Illinois Wesleyan Univer; 12/20/2003
3. 19 - Bowie, Leighton; Shaw University; 1/3/2004
4. 17 - GOODWIN, Brandon; at USC Upstate; 2/18/2017
- 17 - GOODWIN, Brandon; at Middle Tennessee; 11/21/2017
6. 16 - BAKER, Reed; at Grambling State Unive; 11/20/2010
- 16 - NORELIA, Marc-Eddy; Youngstown State; 11/21/2015
- 16 - O'NEIL, Derrick; FAU; 12/1/2008
- 16 - RIVERA, Marlon; Campbell; 2/19/2011
- 16 - THOMPSON, Bernard; vs Georgetown; 3/22/2013
- 16 - Tisme, Robinson; University Puerto Rico-B; 11/22/2002



Division-I Era: Since 2007-08 INDIVIDUAL GAME RECORDS



Free throw percentage (8 made)

1. 1.000 - BAKER, Reed; at Belmont; 1/5/2009 (8-8)
- 1.000 - BAKER, Reed; at North Florida; 12/2/2010 (8-8)
- 1.000 - BAKER, Reed; Army; 12/30/2008 (8-8)
- 1.000 - Bauer, Beau; Morehouse College; 2/24/2006 (9-9)
- 1.000 - Bowie, Leighton; Palm Beach Atlantic; 2/24/2004 (10-10)
- 1.000 - CHAMBERS, Reggie; Belmont; 2/20/2010 (8-8)
- 1.000 - COMER, Brett; at Stetson; 1/20/2012 (8-8)
- 1.000 - COMER, Brett; vs Florida A&M; 12/22/2013 (10-10)
- 1.000 - Coggins, Kelvin; vs University of North F; 11/13/2004 (12-12)
- 1.000 - Crislip, Bryan; Montevallo; 1/2/2005 (8-8)
- 1.000 - Crislip, Bryan; Warner Southern College; 1/30/2003 (10-10)
- 1.000 - Crislip, Bryan; Concordia College; 11/23/2002 (8-8)
- 1.000 - FIELER, Chase; at Kennesaw State; 1/25/2014 (9-9)
- 1.000 - FIELER, Chase; Campbell; 2/19/2011 (9-9)
- 1.000 - GOODWIN, Brandon; Webber International; 11/29/2017 (8-8)
- 1.000 - THOMPSON, Bernard; at Jacksonville; 2/2/2013 (8-8)
- 1.000 - THOMPSON, Bernard; at Samford; 11/28/2012 (8-8)
- 1.000 - TUCKER, Rayjon; at Lipscomb; 1/24/2016 (8-8)
- 1.000 - VARIDEL, Christophe; at Stetson; 1/25/2011 (9-9)
- 1.000 - VARIDEL, Christophe; ETSU; 2/4/2011 (8-8)

Most blocked shots

1. 8 - HICKS, Nate; Eckerd; 11/18/2013
2. 7 - MORANT, Demetris; at Stetson; 2/7/2015
3. 6 - MARKS, Kyle; Mercer; 2/14/2009
- 6 - Martin, Kevin; vs University of North F; 11/13/2004
5. 5 - FIELER, Chase; Lipscomb; 1/17/2013
- 5 - FIELER, Chase; USC Upstate; 12/19/2011
- 5 - HICKS, Nate; at USF; 12/17/2013
- 5 - MARKS, Kyle; UNF; 1/8/2010
- 5 - MORANT, Demetris; Stetson; 1/9/2016
- 5 - MORANT, Demetris; North Florida; 2/25/2015
- 5 - NARMBAYE, Roman; at Campbell; 1/24/2008
- 5 - NARMBAYE, Roman; at Kennesaw State; 2/16/2008
- 5 - NORELIA, Marc-Eddy; vs South Dakota; 12/28/2015

Most rebounds

1. 19 - HICKS, Nate; at USF; 12/17/2013
- 19 - Liddell, Adam; vs Marygrove; 2/15/2007
3. 18 - Liddell, Adam; Apprentice School; 2/10/2006
- 18 - NORELIA, Marc-Eddy; Youngstown State; 11/21/2015
- 18 - TERRELL, Christian; Youngstown State; 11/21/2015
6. 17 - MORANT, Demetris; Jacksonville; 1/28/2017
- 17 - MORANT, Demetris; Georgia Southern; 12/13/2016
8. 16 - O'NEIL, Derrick; at Stetson; 12/4/2008
- 16 - Tisme, Robinson; Calumet College; 1/3/2003
10. 15 - FIELER, Chase; ETSU; 3/6/2014
- 15 - Liddell, Adam; Puerto Rico-Cayey; 11/20/2006
- 15 - NORELIA, Marc-Eddy; Stetson; 2/27/2017

Most assists

1. 16 - Crislip, Bryan; at Johnson & Wales Unive; 1/18/2003
- 16 - Crislip, Bryan; Tri State University; 12/16/2002
- 16 - Crislip, Bryan; Anderson University; 12/29/2002
4. 15 - Crislip, Bryan; Florida College; 1/14/2003
- 15 - Crislip, Bryan; Illinois Wesleyan Univer; 12/20/2003
6. 14 - COMER, Brett; vs San Diego State; 3/24/2013
- 14 - COMER, Brett; at Massachusetts; 12/7/2014
- 14 - Crislip, Bryan; at Kentucky Wesleyan; 2/7/2004
9. 13 - Crislip, Bryan; at WV State College; 1/8/2003
- 13 - QUAINANCE, Rob; Kennesaw State; 1/19/2008

Most steals

1. 8 - Crislip, Bryan; at Clearwater Christian; 2/6/2003
2. 7 - BAKER, Reed; ETSU; 1/12/2009
- 7 - QUAINANCE, Rob; at Stetson; 2/23/2008
- 7 - Quaintance, Rob; Puerto Rico-Bayamon; 11/28/2006
5. 6 - BAKER, Reed; at North Florida; 12/2/2010
- 6 - Crislip, Bryan; Johnson & Wales Universi; 2/15/2003
- 6 - GRAF, Dajuan; Stetson; 3/4/2014
- 6 - LIDDELL, Adam; Pennsylvania; 12/29/2007
- 6 - O'NEIL, Derrick; at Jacksonville; 2/21/2009
- 6 - Quaintance, Rob; Florida Southern; 1/20/2007
- 6 - Quaintance, Rob; at Lynn; 12/9/2006
- 6 - THOMPSON, Bernard; Stetson; 1/25/2013
- 6 - THOMPSON, Bernard; at Stetson; 2/22/2013
- 6 - THOMPSON, Bernard; ETSU; 3/6/2014

2017-18 TV / RADIO SPEED CHART



BRANDON GOODWIN
G | 6-2 | 180 | R-Sr.
NORCROSS, GA.



TROY BAXTER JR.
F | 6-8 | 200 | RS
TALLAHASSEE, FLA.



JOSHUA KO
G | 6-1 | 167 | R-Sr.
KAILUA, H.I.



DARNELL ROGERS
G | 5-2 | 150 | Fr.
BALTIMORE, MD.



ZACH JOHNSON
G | 6-2 | 195 | R-Jr.
MIAMI, FLA.



KYLE HOFFMAN
G | 5-9 | 140 | So.
LAWRENCE, KANSAS



CHRISTIAN TERRELL
G | 6-5 | 187 | Sr.
JACKSONVILLE, FLA.



MARK MATTHEWS
G | 6-6 | 215 | RS
FORT MYERS, FLA.



RAYSEAN SCOTT JR.
F | 6-7 | 213 | So.
COMPTON, CALIF.



RICKY DOYLE
F | 6-10 | 253 | R-Jr.
CAPE CORAL, FLA.



RYAN McADOO
G | 6-5 | 190 | Fr.
BOCA RATON, FLA.



BRADY ERNST
F | 6-10 | 230 | R-So.
CLINTON, IOWA



CHRISTIAN CARLYLE
G | 6-6 | 210 | So.
JACKSONVILLE, FLA.



MICHAEL GILMORE
F | 6-10 | 210 | R-Jr.
JACKSONVILLE, FLA.



BRIAN THOMAS
F | 6-9 | 240 | Fr.
KENNESAW, GA.



DINERO MERCURIUS
G | 6-4 | 200 | R-Jr.
ORLANDO, FLA.



ANTRAVIOUS SIMMONS
F | 6-9 | 250 | R-Sr.
MIAMI, FLA.



DOLAN MAHONEY
G | 6-2 | 185 | Jo.
BRADENTON, FLA.



RYAN ROCUANT
C | 6-10 | 220 | Fr.
ESTERO, FLA.



Joe Dooley
Head Coach
5th Season
29th Overall
GW '88




Michael Fly
Assistant Coach
7th Season
10th Overall
Kentucky '06




Tom Abatemarco
Assistant Coach
3rd Season
43rd Overall
Dowling '74



David Cason
Assistant Coach
1st Season
23rd Overall
Illinois State '96



Tyler Schwab
Dir. of Operations
5th Season
5th Overall
Spring Hill '12



Lawrence Brenneman
Video Operations
3rd Season
24th Overall
Geneva (Pa.) '85