



2017-18 MEN'S BASKETBALL #DUNKCITY INFOGRAPHIC GAME NOTES

2013: SWEET 16 | 2014: NIT | 2015: CIT | 2016: NCAA | 2017: NCAA
2013, '16, '17: ASUN TOURNAMENT CHAMPIONS | 2014, '17: ASUN REGULAR SEASON CHAMPIONS
Contact: Jason MacBain | Email: jmacbain@fgcu.edu | Cell: 315.750.0236 | Office: 239.590.7061 | Twitter: @JaBain

SCHEDULE / RESULTS

NOVEMBER

NIT 11 ILLINOIS STATE **ESPN 3** W, 98-87

13 @ Siena W, 86-53

18 @ Bowling Green L, 83-80

NCAA 21 @ Middle Tennessee **ESPN 3** L, 85-72

24 DENVER ^ **ESPN 3** W, 79-71

25 NAVY ^ **ESPN 3** W, 70-54

26 ST. FRANCIS BROOKLYN ^ **ESPN 3** W, 75-51

29 WEBBER INT'L ^ **ESPN 3** W, 115-61

DECEMBER

NCAA 2 MIDDLE TENNESSEE **ESPN 3** L, 81-76

5 FAU **ESPN 3** L, 92-88

NIT 9 @ rv UT Arlington **ESPN 3** W, 85-78

16 ORAL ROBERTS **ESPN 3** L, 83-64

19 @ FIU 7 pm

NCAA 22 @ #11 Wichita State **CBS SPORTS NETWORK** 7 pm

NCAA 27 @ rv Rhode Island **ESPN 3** 7 pm

29 FLORIDA MEMORIAL **ESPN 3** 5 PM

31 FLORIDA TECH **ESPN 3** 1 PM

JANUARY

6 STETSON * **ESPN 3** 7 PM

CIT 11 USC UPSTATE * **ESPN 3** 7 PM

13 NJIT * **ESPN 3** 7 PM

18 @ Lipscomb * **ESPN 3** 7:30 pm

20 @ Kennesaw State * **ESPN 3** 4:30 pm

24 @ North Florida * **ESPN 3** 7 pm

CIT 27 JACKSONVILLE * **ESPN 3** 7 PM

29 NORTH FLORIDA * **ESPN 3** 7 PM

FEBRUARY

CIT 3 @ Jacksonville * **ESPN 3** 6 pm

8 @ NJIT * **ESPN 3** 7 pm

CIT 10 @ USC Upstate * **ESPN 3** 4 pm

15 KENNESAW STATE * **ESPN 3** 7 PM

17 LIPSCOMB * **ESPN 3** 7 PM

22 @ Stetson * **ESPN 3** 7 pm

26 ASUN Quarterfinals **ESPN 3** TBA

MARCH

1 ASUN Semifinals **ESPN 3** TBA

4 ASUN Final **ESPN** TBA

^ Homewood Suites FGCU Shootout
* ASUN Conference Game
ASUN Tournament - On Campus, Higher Seed

FGCU_MBB

@FGCU_MBB (12,665 followers)

/FGCUMBB (19,803 likes)

@FGCU_MBB (6,150 followers)

/FGCUAthletics (446,406 views)



@FGCU_MBB
7-5

FGCU @ FIU

FGCU #23 In CollegeInsider.com Mid-Major Poll
Miami, FL | Ocean Bank Convocation Center (5,000)

Video: CUSA.tv (\$)

Series: FGCU Leads, 5-2

All-Time Series: 5-4 (2 FIU Wins Vacated)

#DunkCity | #ASUNMBB

HC: Joe Dooley (155-103) HC: Anthony Evans (155-176)



@FIUHoops
5-6



2017-18 PRESEASON FAVORITES

This will be the sixth-straight season that FGCU and FIU have met. The all-time series has been a stretch of runs: FIU W2 (later vacated), FGCU W3, FIU W2, FGCU W2 (current).

The Eagles are looking to bounce back from an 83-64 loss at home to Oral Roberts on Saturday - tied for the worst home non-conference loss in the program's D-I history (77-58 vs. Drexel on Nov. 14, 2007). The home loss came a week after FGCU posted one of its most impressive road victories in program history as it knocked off #2 mid-major ranked UT Arlington, 85-78. UTA entered the game ranked No. 42 in the RPI and receiving votes in both the Associated Press and USA Today Coaches polls. The Eagles snapped the Mavericks' 21-game home-court regular-season winning streak.

Saturday marked the Green and Blue debut of redshirt junior **Michael Gilmore**. In his first game eligible, Gilmore started, scored 10 points, grabbed four rebounds and passed out two assists. transferred to FGCU in January of 2017. Gilmore began his career at VCU, playing his freshman and sophomore years with the Rams, before transferring to Miami (but not playing) in the summer of 2016.

PROBABLE STARTERS

0 BRANDON GOODWIN (G)
R-Sr. | 6-2 | 180 | Norcross, GA
18.3 PPG | 4.9 RPG | 4.7 APG

Unanimous ASUN Preseason Player of the Year



5 ZACH JOHNSON (G)
R-Jr. | 6-2 | 195 | Miami, FL
13.5 PPG | 3.3 RPG | 2.8 APG

ASUN Preseason All-Conference Team Selection



11 CHRISTIAN TERRELL (G)
Sr. | 6-5 | 187 | Jacksonville, FL
14 PPG | 6 RPG | .593 FG%

Leads FGCU In Rebounding (Total 8 Per Game)



24 MICHAEL GILMORE (F)
R-Jr. | 6-10 | 210 | Jacksonville, FL
10 PPG | 4 RPG | 2 APG

Made his FGCU debut on Saturday vs. Oral Roberts



32 ANTRAVIOUS SIMMONS (F)
R-Sr. | 6-9 | 250 | Miami, FL
7 PPG | 4.8 RPG | .649 FG%

At Least 50% From The Floor In Every Game But One



TWEETABLES

5 THINGS TO KNOW IN 280 🗨️ OR LESS

1) Saturday marked the first time this season that FGCU failed to score at least 70 points. The Eagles would have matched the 2003-04 team for most consecutive games to start a season (12) with scoring 70 or more points.

2) FGCU was out-rebounded by 20 (40-20) against Oral Roberts, tied for its worst deficit since SMU posted a 21-rebound edge (44-23) on Nov. 21, 2009.

3) **Christian Carlyle** (7.2 ppg) did not play against Oral Roberts because of a concussion, and is doubtful versus FIU.

4) After not shooting better than 30 percent from 3-point range in any of the first four games of the year, FGCU has connected at better than a 35-percent rate in each of the last eight games.

5) Through the first eight games of the year, the Eagles were +43 in second-chance points, but in the last four contests they are -46.



MATCHUP BREAKDOWN



72.1	POINTS PER GAME	82.3
68.9	POINTS ALLOWED	73.2
-4.3	REBOUND MARGIN	+5.5
11.8	ASSISTS PER GAME	14.8
11.2	TURNOVERS PER GAME	14.2
8.2	STEALS PER GAME	7.3

SCOUTING THE PANTHERS

^ FIU will be looking for its fourth win in its last six games. The Panthers won three-straight against Florida National, South Alabama and USF, before dropping their last two to North Florida and James Madison.

^ The Panthers lost 83.6 percent of their scoring from last season, and 72 percent of their rebounding.

^ FIU leads Conference USA in steals per game, averaging 8.2 per outing. So far in their 11 games, the Panthers have recorded fewer than five steals just once, with that coming against James Madison (four) on Dec. 16.

^ Eric Lockett leads a quintet of FIU double-figure scorers at 16.2 per game. He also paces the Panthers with 6.6 rebounds per outing.

^ FIU has faced a pair of ASUN schools already this year. The Panthers lost at home to Stetson in overtime on Nov. 12, 70-64, and also fell at North Florida, 87-85, on Dec. 13.

STILL SORTING IT OUT

Twelve games into the year, FGCU has already used eight different starting lineups - tied for the 2nd-most in the nation:

1) UT Martin: 10 In 11 Games

2) FGCU: 8 In 12 Games

* 4 Other Teams With 8 Different Starting Lineups *

PAINT EMPHASIS

The Eagles led the nation in points in the paint last year (41.3 per game), and they have have either tied or out-scored 10 of their first 12 opponents this year in the paint:

Illinois State: 48-34 (+14)
 @ Siena: 50-16 (+34)
 @ Bowling Green: 44-32 (+12)
 @ Middle Tennessee: 34-32 (+2)
 Denver: 35-32 (+3)
 Navy: 36-32 (+4)
 St. Francis Brooklyn: 48-24 (+24)
 Webber International: 70-28 (+42)
 Middle Tennessee: 30-46 (-16)
 FAU: 42-34 (+8)
 @ rv UT Arlington: 26-26 (0)
 Oral Roberts: 22-58 (-36)
Total: +91 / +7.6 Margin Per Game

ASUN STANDINGS

Team	ASUN			OVERALL			STREAK
	W	L	W%	W	L	W%	
1) Lipscomb	0	0	.000	8	4	.667	W2
2) FGCU	0	0	.000	7	5	.583	L1
3) Stetson	0	0	.000	7	6	.538	L1
4) NJIT	0	0	.000	6	6	.500	W1
5) North Florida	0	0	.000	5	8	.385	L1
6) Jacksonville	0	0	.000	4	8	.333	L1
7) USC Upstate	0	0	.000	4	10	.286	W1
8) Kennesaw State	0	0	.000	2	8	.200	W1

FGCU NATIONAL RANKS

35 FTs MADE **38** FG% **44** RBS
 196 492 458

3rd - Christian Terrell, Field-Goal Percentage
 Among Guards (.593)

13th: Zach Johnson, Total Steals (28)

19th - Brandon Goodwin, Free Throws Made (67)

In its five losses, FGCU is averaging 32.4 rebounds per game, has a -8 rebounding margin and is -49 in second-chance points.

In its seven wins, FGCU is averaging 42.3 rebounds per game, has a +15.1 rebounding margin and is +47 in second-chance points.

ODDS & ENDS

FGCU scored 80 or more points in each of the first three games of the season for the first time in the D-I era of the program (since 2007-08) ... in the seven games it has out-rebounded its opponent, FGCU has done so by at least a +15 margin in five of those (5-0 record in those games) ... every scholarship player for FGCU has a positive plus/minus ratio on the year ... the win over Siena on Nov. 13 marked **Joe Dooley's** 150th career victory ... **the 33-point road win (86-53) was tied for the largest victory away from home in D-I program history**, and was tied for Siena's largest home defeat in its D-I history (since 1976-77).

MILESTONE TRACKER

FGCU is within reach of several milestone victory marks.

All-Time Record: 292-200 (8 More Wins For 300)
 All-Time Record In D-I Era: 178-161 (22 More Wins For 200)
 All-Time Record At Home: 196-63 (4 More Wins For 200)
 All-Time Record vs. ASUN: 91-81 (9 More Wins For 100)

#WEAREFGCU

When referring to the University, please be aware of the following policy regarding usage. First references to the intercollegiate athletic programs should be only **FGCU** (preferred) or **Florida Gulf Coast University**. The only secondary references used should be **Florida Gulf Coast** or **Eagles**. Please refrain from using Fla. Gulf Coast, FG Coast, Gulf Coast or any other similar combination.



#DEPTHCITY

FGCU has already had 10 different players reach double-figure points in a game - the third-straight season that has occurred. Every FGCU player also has a positive plus/minus ratio. Below is a list of players who have scored 10 or more points in a game this season, how many times they have led (or tied) the team in scoring and their season high.

Zach Johnson (2)	27
Brandon Goodwin (7 - 1 tie)	26
Christian Terrell (4 - 1 tie)	20
Christian Carlyle	18
Dinero Mercurius	16
Antravious Simmons	15
RaySean Scott Jr.	15
Ricky Doyle	11
Darnell Rogers	11
Michael Gilmore	10

RECORD ROAD WINNING STREAKS --- SNAPPED EARLIER THIS YEAR ---

GONZAGA: 11 FGCU: 10

FGCU had won a program-best 10-straight road games dating back to last year - the 2nd-longest road winning streak in the country - before a last-second loss at Bowling Green on Nov. 18. Last year's national runner-up Gonzaga has the longest current streak at 12 in a row (Wichita State: 8 straight).

The Eagles finished a program-best 7-0 on the road in the ASUN last year, surpassing the previous single-season record for wins of five. FGCU is the first ASUN institution to go undefeated on the road in conference action since former league member Samford went 8-0 in 1998-99.

Overall, FGCU was a program-best 10-3 away from Alico Arena last season, with all three losses coming by single digits.

FGCU GROWTH

FGCU moved to the Division-I ranks in 2007-08, becoming post-season eligible for the 2011-12 season. After starting their D-I transition with five-straight losing seasons, the Eagles have now posted five-consecutive 20-win seasons. After not finishing higher than 6th place in the ASUN the first five years, FGCU has finished no worse than a tie for 2nd each of the past four seasons.

YEAR	OVERALL	ASUN	ASUN FINISH
2007-08	10-21	6-10	T-8
2008-09	11-20	7-13	9
2009-10	8-21	5-15	T-10
2010-11	10-20	7-13	7
2011-12	15-17	8-10	T-6
2012-13	26-11	13-5	2
2013-14	22-13	14-4	T-1
2014-15	22-11	11-3	2
2015-16	21-14	8-6	T-2
2016-17	26-8	12-2	1
2017-18	7-5	0-0	
D-I Total	178-161	91-81	
Since '12-13	124-62	58-20	

#DunkCity

RECORD SEASON

Program Single Season

POINTS
Brandon Goodwin (2016-17) 629
Marc-Eddy Norelia (2015-16) 597
Ryan Hopkins (2002-03) 580



GOODWIN

Brandon Goodwin was the unanimous 2017 ASUN Newcomer of the Year, in addition to being named ASUN First Team, ASUN Tournament MVP and setting a league record by securing six ASUN Newcomer of the Week honors. He was also named to the NABC All-District First Team after setting a program record by scoring 629 points. He hit three game-winning shots and led FGCU in scoring (18.5) and assists (4.1). More info on his bio page.

SCHEDULE RUNDOWN

FGCU will play six non-conference games against teams that finished in the top 40 of the RPI last year. Each of those teams won at least 25 games and played in the postseason. The Eagles are already 2-2 this year:

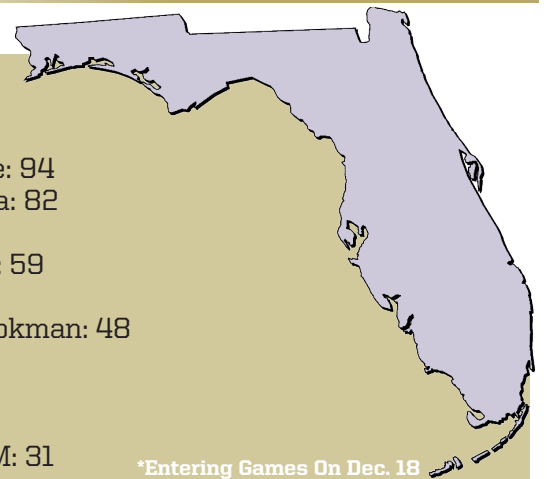
Nov. 11: vs. 39 Illinois State (28-7, NIT) | W, 98-87
 Nov. 21: @ 34 Middle Tennessee (31-5, NCAA) | L, 85-72
 Dec. 2: vs. 34 Middle Tennessee | L, 81-76
 Dec. 9: @ 40 UT Arlington (27-9, NIT) | W, 85-78
 Dec. 22: @ 29 Wichita State (31-5, NCAA)
 Dec. 27: @ 31 Rhode Island (25-10, NCAA)

Each of those NCAA Tournament opponents won a March Madness game last year, and the other two claimed three total victories in the NIT. Those opponents went a combined 142-36 (.798 winning percentage) last season and posted an average RPI of 34.

MOST WINS IN FLORIDA

Since 2013-14 Season

- 1) Florida: 106
- 2) Miami: 99
- 3) FGCU: 98
- 4) Florida State: 94
- 5) North Florida: 82
- 6) UCF: 68
- 7) Jacksonville: 59
- 8) FIU: 56
- 9) Bethune-Cookman: 48
- Stetson: 48
- 11) FAU: 43
- 12) USF: 42
- 13) Florida A&M: 31



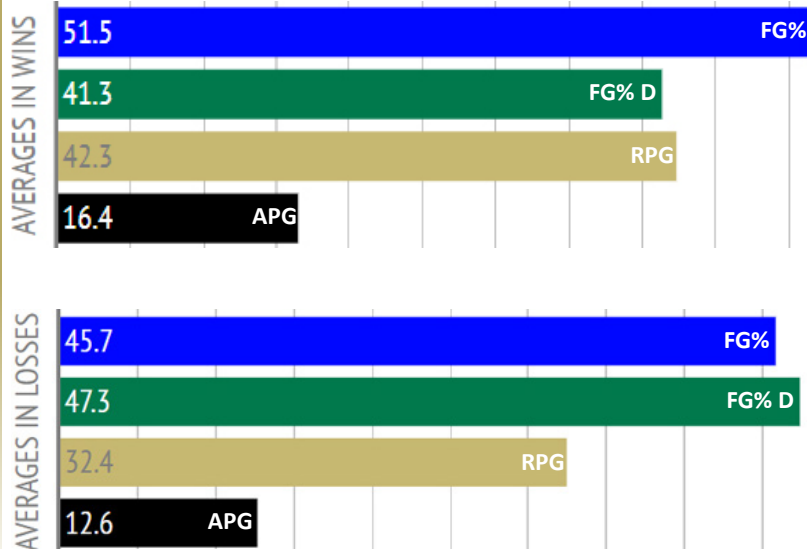
*Entering Games On Dec. 18

FGCU is the only D-I team in the state of Florida which has posted four-straight 20-win seasons (five-consecutive for the Eagles). As FGCU has moved among some of the preeminent teams in the state, it has done so with Florida talent. Last year, Florida natives were responsible for 80 percent of FGCU's points and 75 percent of the Green and Blue's rebounds and assists.

This season, eight of FGCU's 13 scholarship players hail from the Sunshine State, and including walk-ons there are 11 total players from Florida on the 2017-18 roster.



W-L AVERAGES



RECORDS UNDER DOOLEY

FGCU has the following records under the direction of Joe Dooley, who is in his 5th year with the Eagles in 2017-18:

Leading At The Half: 75-6 (.926) - 2 Losses This Year

Holding Opponent Below 40% FG: 54-5 (.915)

Grabbing More Rebounds: 77-15 (.837)

Scoring Between 70-79 Points: 57-13 (.814)

Scoring At Least 80 Points: 43-7 (.860)

2017-18 DUNK COUNTER

vs. Illinois State: 2 (Goodwin, Johnson)
 @ Siena: 4 (Goodwin (2), Johnson, Doyle)
 @ Bowling Green: 2 (Ernst, Doyle)
 @ Middle Tennessee: 1 (Doyle)
 vs. Denver: 1 (Scott Jr.)
 vs. Navy: 1 (Carlyle)
 vs. St. Francis Brooklyn: 1 (Doyle)
 vs. Webber International: 13 (Johnson (3), Scott Jr. (3), Ernst (2), Doyle (2), Carlyle (2), Simmons)
 vs. Middle Tennessee: 2 (Johnson, Simmons)
 vs. FAU: 1 (Scott Jr.)
 @ rv UT Arlington: 1 (Johnson)
 vs. Oral Roberts: 3 (Gilmore)



32

2016-17 TOTAL: 159
 2015-16 TOTAL: 78
 2014-15 TOTAL: 93
 2013-14 TOTAL: 98
 2012-13 TOTAL: 148

2017-18 LEADERS:
 Johnson: 7
 Doyle: 6
 Scott Jr.: 5
 Gilmore: 3
 Goodwin: 3
 Ernst: 3
 Carlyle: 3
 Simmons: 2

RETWEETS

1) Three of FGCU's five losses this year have come by five points or less: 83-80 on a last-second 3-pointer at Bowling Green, 81-76 against Middle Tennessee (6th in the RPI at the time; Goodwin missed the last of three free throws with two seconds remaining which would have tied the game at 77-77) and 92-86 versus FAU (FGCU had the ball with a chance to tie the game in the closing seconds).

2) After not shooting better than 30 percent from 3-point range in any of the first four games of the year, FGCU has connected at better than a 35-percent rate in each of the last eight games.

3) The 92 points FGCU allowed to FAU were tied for the most in a regulation game under Joe Dooley (92 at Lipscomb on Feb. 27, 2014).

BY THE NUMBERS

4 FGCU hit four game-winning shots/free throws last year in the final 35 seconds: Christian Terrell (1) and Brandon Goodwin (3).

4 For just the fourth time in program history, FGCU lost consecutive home regular-season non-conference home games (D-I era) with the setbacks earlier this year to Middle Tennessee (Dec. 2) and FAU (Dec. 5). It marked just the second time since 2009-10 that has occurred.

58 FGCU allowed FAU to score 58 points in the 2nd half on Dec. 5 - the 2nd-most the Eagles have allowed in their D-I history (59, Mercer).

58 Since the start of the 2012-13 season, FGCU boasts a 58-20 (.744) record in ASUN regular-season games - 10 more wins than any other team in the league (North Florida, 48).

261 FGCU has made at least one 3-pointer in 261 straight games (Jan. 8, 2010).

98 The 98 points against Illinois State this year were the most in a season opener in program history. The previous high was 90 in the program's first-ever game in 2002-03 versus Puerto Rico-Bayamon.



RANKINGS RUNDOWN

In the Associated Press and/or USA Today Coaches Poll, Wichita State is ranked #11 in the country, while Rhode Island is receiving votes.

Additionally, in Joe Lunardi's latest ESPN Bracketology, FGCU is predicted as a 15 seed in this year's NCAA Tournament. Along with the Eagles, Lunardi also has Wichita State (2 seed), Rhode Island (9), UT Arlington (11) and Middle Tennessee (12) all included in his third Bracketology of the young season.

7 USC	▼
10 Providence	▼
2 Wichita St	■
15 FLORIDA GULF COAST	■

Dallas

BUILDING A TRADITION

FGCU is believed to be the only men's D-I program in NCAA history to make five postseason appearances in its first six years of eligibility (2013: NCAA; 2014: NIT; 2015: CIT; 2016: NCAA; 2017: NCAA).

The Eagles are also one of just 23 teams in the nation to have won at least 20 games and made postseason appearances in each of the past five seasons. Of those 23 teams, only six are mid-major schools, as FGCU joins Vermont, Belmont, New Mexico State, Iona and UC Irvine to hold that distinction.

NATION'S ELITE

FGCU is one of only seven schools in the country which has had its men's and women's teams win at least 20 games in five-straight seasons, joining:



Additionally, with both the men's and women's teams winning at least 26 games last season, FGCU is one of only three non-Power 5 schools in the nation to boast that claim along with Gonzaga and Bucknell. In total, only nine schools had both its men's and women's basketball teams record at least 26 victories a year ago:



MID-MAJOR POLL

Records Entering This Week

#	Team (1st Votes)	Rcd.	Pts.	LW	Conference
1.	Gonzaga (31)	9-2	775	1	West Coast
2.	Saint Mary's	9-2	742	2	West Coast
3.	BYU	9-2	662	5	West Coast
4.	Towson	10-1	590	8	Colonial
5.	Albany	11-2	567	4	America East
6.	Loyola Chicago	10-2	564	3	Missouri Valley
7.	Northern Iowa	8-3	544	6	Missouri Valley
8.	UT Arlington	8-3	542	9	Sun Belt
9.	Louisiana	9-2	473	10	Sun Belt
10.	Charleston	7-3	446	7	Colonial
11.	Stephen F. Austin	10-1	384	19	Southland
12.	Furman	9-3	308	18	Southern
13.	Evansville	10-2	303	23	Missouri Valley
14.	Valparaiso	8-3	287	11	Missouri Valley
15.	Georgia Southern	8-3	286	15	Sun Belt
16.	Missouri State	10-3	281	17	Missouri Valley
17.	UNC Greensboro	8-3	271	NR	Southern
18.	South Dakota	11-3	252	25	Summit
19.	New Mexico State	9-2	241	NR	Western Athletic
20.	Northern Kentucky	7-4	212	14	Horizon
21.	Central Michigan	8-2	192	16	Mid-American
22.	UC Santa Barbara	8-3	159	21	Big West
23.	FGCU	7-5	124	12	ASUN
24.	UC Davis	7-3	99	20	Big West
25.	Portland State	9-3	77	24	Big Sky

Bold Denotes FGCU Opponent

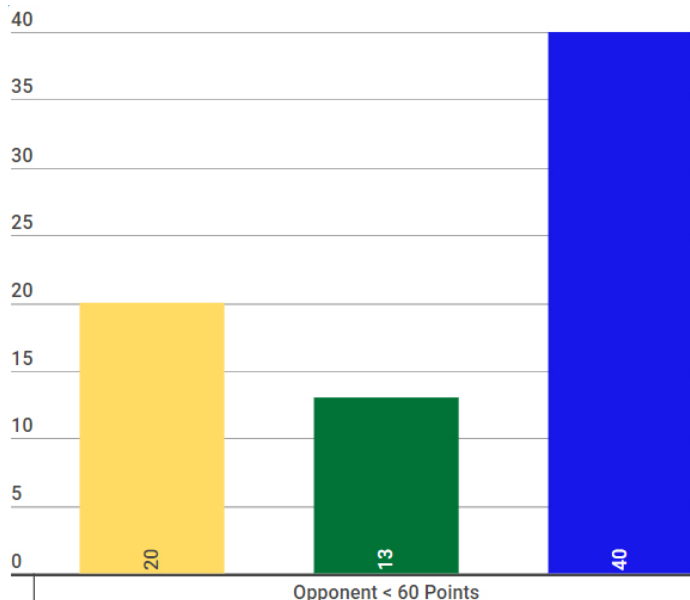
FGCU Opponents Receiving Votes:

Lipscomb (27), Illinois State (1)

With its win over Fairleigh Dickinson in the 2016 First Four, FGCU secured its third NCAA Tournament victory in four years (at the time). **The Eagles are the only current ASUN member which has won an NCAA Tournament game, and are responsible for three of the league's seven all-time NCAA Tournament victories, dating back to the ASUN's initial appearance in March Madness in 1981.**



LOCKING IN ON D



Since Dooley took over FGCU in 2013-14, FGCU has held 40 teams to 60 points or fewer. The Sweet Sixteen team in 2012-13 held 13 opponents to 60 points or fewer, but prior to that - in five seasons of D-I history - FGCU teams had only held opponents to 60 points or fewer 20 times.

The Eagles have led the ASUN in scoring defense in three of Dooley's four years with FGCU and finished 2nd in the other season. Last year, the Eagles paced the conference by holding opponents to just 69.3 points per game - exactly six points better than any other team.

FGCU has a pair of players related to Naismith Basketball Hall of Famers in Michael Gilmore and walk-on Ryan McAdoo. Gilmore is the nephew of Artis Gilmore, a six-time NBA All-Star, while McAdoo is the son of Bob McAdoo, a five-time NBA All-Star and NBA MVP in 1975.

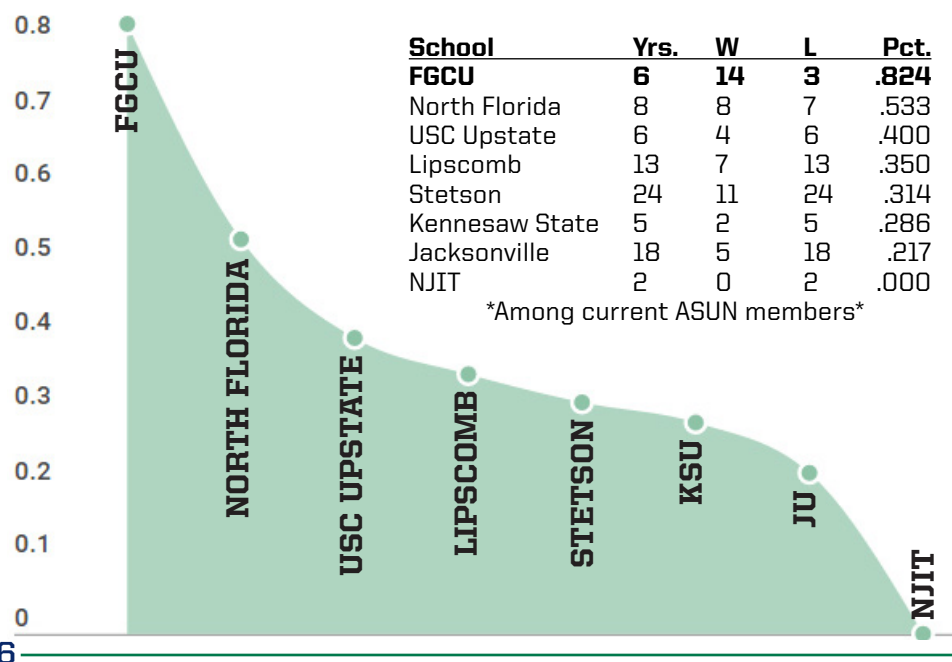
At just 5-foot-2-inches, freshman **Darnell Rogers** is by far the smallest D-I player in the nation. The next smallest player is Mount St. Mary's Junior Robinson at 5-5.

Rogers is believed to be the smallest scholarship D-I men's basketball player in history. While not confirmed due to many teams not being able to verify early-year rosters, only one player has been confirmed as smaller than 5-2, and that was Dayton's Keith Braswell at exactly 5 foot. However, Braswell was a walk-on during his one season with the Flyers in 1994-95.

More recently, Malcolm Reid - a 5-2 walk-on at Southeastern Louisiana in 2015-16 - matched Rogers' height, but he once again was also a walk-on. Darnell's father, Shawnta, stood at 5-4 and put together a heralded career at George Washington, ultimately culminating in him winning Atlantic 10 Conference Player of the Year in 1999.



ALL-TIME ASUN TOURNAMENT WIN%



FGCU YEAR-BY-YEAR

- 2012: Lost to Belmont in the Final
- 2013: Defeated Mercer to win the ASUN Championship
- 2014: Lost to Mercer in the Final
- 2015: Lost to USC Upstate in the Semifinals
- 2016: Defeated Stetson to win the ASUN Championship
- 2017: Defeated North Florida to win the ASUN Championship

FGCU is one of only two active ASUN members (North Florida, 2015) to have won an ASUN Tournament Championship. FGCU won its third title in six years, with the three championships being tied already for the 3rd-most in ASUN history (since 1979). Only Belmont (five titles from 2006-12) and UCF (four titles from 1994-05) have more.



PROTECTING THE ROCK



FGCU set the single-season program record with nine games of single-digit turnovers in 2015-16, surpassing the previous record of eight from 2014-15. Eight single-digit turnover games is exactly how many the Eagles had in their entire pre-D-I history. In 2013-14, FGCU had six single-digit turnover games. **Under Dooley, the Eagles have posted 32 of the program's 38 single-digit turnover games in the D-I era.**

D-I IMPROVEMENT

Coinciding with taking care of the ball better, FGCU has steadily improved its D-I record nearly every season, and has increased its winning percentage under each of its now three D-I era coaches.

2007-08	10-21
2008-09	11-20
2009-10	8-21
2010-11	10-20
Dave Balza: 39-82 (.322)	

2011-12	15-17
2012-13	26-11
Andy Enfield: 41-28 (.594)	
2013-14	22-13
2014-15	22-11
2015-16	21-14
2016-17	26-8
2017-18	7-5
Joe Dooley: 98-51 (.658)	

LOOKING AHEAD & BACK

The Eagles are the defending ASUN regular-season and two-time defending tournament champions. FGCU is installed as the preseason ASUN favorites, predicted to return to the NCAA Tournament for a third-straight year and fourth time in the past six seasons.

Last season, FGCU claimed its first outright ASUN regular-season title (12-2) and second overall. **The Eagles set a program D-I regular-season record with 23 wins and tied the all-time victory mark of 26,** finishing one triumph shy of matching the program's all-time mark. FGCU set D-I program single-season records in points per game (79.4), rebound margin (+5.4) and field goal percentage (.499) - 5th-best in the nation.

The Eagles made their third NCAA Tournament appearance in five years (six seasons of eligibility) and earned a program-best No. 14 seed. Despite losing its leading rebounder and shot blocker in Demetris Morant early in the 2nd half with an ankle injury, FGCU went on to fall to 3rd-seeded Florida State - the second-tallest team in the nation - by just six points, 86-80.

HOME SUCCESS



FGCU is 80-17 at Alico Arena since 2012-13. FGCU is 5-3 this year, went 16-3 last season, 16-4 in 2015-16, 13-4 in 2014-15, 15-2 in 2013-14 and 15-1 in 2012-13.



Versus ASUN foes during the regular season since 2012-13, FGCU is 34-5 at The Nest.

#DunkCity



Despite only becoming Division-I postseason eligible for the 2011-12 season, FGCU has already claimed an impressive 17 wins in the postseason.

ASUN 14-3 NCAA 3-3 NIT 0-1

FGCU is the only FGCU reached the Sweet Sixteen as a No. 15 seed in 2013 when the Eagles defeated No. 2 Georgetown and No. 7 San Diego State en route to capturing the nation and earning the #DunkCity moniker. The Green and Blue lost to No. 3 Florida in the next round before going 1-1 in 2015-16 and 0-1 last year.

CIT 0-1

FGCU made its first appearance in the CIT in 2015, falling at home to Texas A&M-Corpus Christi, 75-69.

FGCU TRADITION

FGCU has made five postseason appearances in only six years of D-I eligibility: 2013 NCAA, 2014 NIT, 2015 CIT, 2016 NCAA, 2017 NCAA. FGCU is believed to be the only D-I program in NCAA history to make five postseason appearances in its first six years of eligibility.

2007-08

FGCU's first D-I season and first year as a member of the ASUN. The Eagles defeat North Florida, 70-67, in their first-ever league game and finish the year 6-10 in the ASUN (T-8th of 12 teams).

2008-09

The Eagles don't win a road game all season (0-14) and finish 7-13 in the ASUN (9th of 11 teams).

2009-10

The team wins its fewest ASUN games in single-season program history with just five en route to a 5-15 record (T-10th of 11 teams).

2010-11

FGCU starts 0-7 in league play, but begins to set the tone for a drastic shift in program history by finishing 7-6 on its way to a 7-13 ASUN record (7th of 11 teams).

2011-12

FGCU's first season of D-I postseason eligibility. The Eagles go 8-10 in the ASUN (T-6th of 11 teams) and earn the No. 6 seed in the conference tournament. FGCU defeats No. 3 USC Upstate, 71-61, upsets host and No. 2 Mercer in the semifinals, 62-58, before falling short in the title game to top-seeded Belmont, 83-69, after holding a 42-39 halftime lead.

2014-15

FGCU goes 11-3 in the ASUN (2nd of 8 teams) and receives the No. 2 seed, but falls at home in the ASUN semifinals to No. 3 USC Upstate, 63-62.

By reaching the ASUN Championship Final Game in each of its first three seasons of eligibility, FGCU became the only school in NCAA history to accomplish that feat.

1

2016-17



After claiming its first outright regular-season crown with a 12-2 record, FGCU beat Stetson by 30 points in the quarterfinals, knocked off Kennesaw State in the semifinals and then used a big 2nd half to run away from rival North Florida in the final to cut down the nets for the third time in five years.

2012-13



In just its second season of D-I postseason eligibility, FGCU goes 13-5 in the ASUN, earns the No. 2 seed in the conference tournament and for the second-straight year defeats Mercer on its home court -- this time in the final -- to earn an NCAA Tournament berth. The Eagles went on to become the only team in NCAA history to advance to the Sweet Sixteen as a 15 seed.

2013-14



FGCU wins its first ASUN regular-season championship with a record of 14-4 and earns the top seed in the ASUN tournament. But this time, No. 2-seeded Mercer defeats the Eagles on their home court in the title game, 68-60, and goes on to knock off Duke in the NCAA Tournament as a 14 seed.

2015-16



FGCU won its 2nd ASUN Tournament Championship in four years with an 80-78 overtime win over 7th-seeded Stetson. The Eagles tied for 2nd in the league, but received the 4th seed and defeated 5th-seeded Kennesaw State, 74-64, before dominating at top-seeded North Florida, 89-56, in the semifinals - the largest loss a top seed has ever suffered in the A-Sun Championship (since 1979).



THE BIRTH OF DUNK CITY

March 22 & 24, 2013 • Philadelphia, Pa.



#15 FGCU 78 #2 Georgetown 68

FGCU used five 2nd-half dunks and a 21-2 run to turn a 31-31 game at the 17:27 mark into a 52-33 Eagles' lead by the 12:30 mark. With Georgetown trying to mount a comeback in the closing two minutes, sophomore point guard Brett Comer threw a brazen one-handed alley-oop to Chase Fieler, who finished with one hand and Georgetown never got closer than five the rest of the night.



#15 FGCU 81 #7 San Diego State 71


Leading 54-52 with 11:30 left, FGCU went on a 17-0 run to open up a 71-54 advantage with less than four minutes remaining. The 10-point final margin was the closest SDSU would get in the final eight minutes. After not having any dunks in the 1st half against Georgetown, the Eagles finished with 10 in the closing 60 minutes - the Georgetown 2nd half and entire SDSU game.

THE ONLY 15 SEED TO EVER ADVANCE TO THE SWEET 16

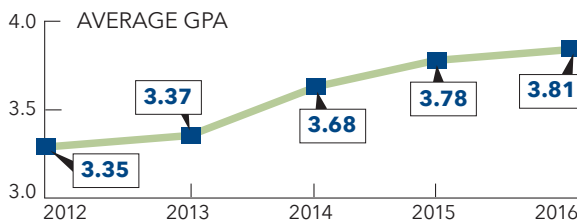
DUNK CITY EFFECT

THE MEN'S BASKETBALL TEAM'S DUNK CITY RUN AMPLIFIED THE FGCU EFFECT IN A HOST OF WAYS. HERE ARE A FEW:

FGCU STUDENT ENROLLMENT



ACADEMIC PROFILE OF ENTERING FRESHMEN



AVERAGE SAT SCORE

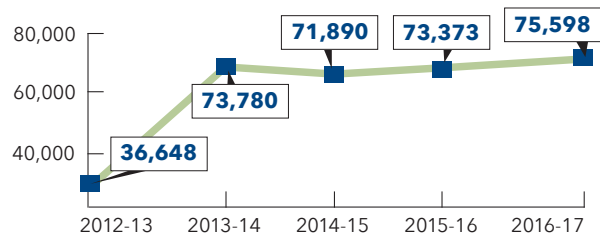
(INCLUDES WRITING)

FALL 2012
1528
FALL 2015
1592

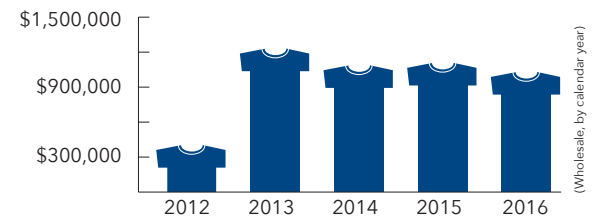
AVERAGE ACT SCORE

FALL 2012
21.8
FALL 2015
24.1

TOTAL YEARLY ATTENDANCE AT MEN'S HOME BASKETBALL GAMES



SALES OF LICENSED FGCU MERCHANDISE



FUNDRAISING STRIDES

2012-13 \$14 million
2015-16 \$33 million*

*Original \$18 million surpassed

ALUMNI PARTICIPATION RATE

2012-13 / **2.75%**
2015-16 / **5.3%**



DUNK CITY IMPACT

The national exposure from the Eagles' run to the Sweet Sixteen as a No. 15 seed in 2013 has had far-reaching impacts throughout the university and Southwest Florida:



>>> A 27-percent increase in freshman applications the next year, allowing the school to become more selective in its admission. The average high school GPA of admitted students has increased every year from 3.35 in Fall 2012 to 3.81 in Fall 2016.

>>> The university's fundraising office doubled its number of alumni donors in a year.

>>> The Athletic Department posted a record \$4.8 million in external revenues during the 2016 fiscal year, up from \$4.4 million in 2015 and a significant jump from only \$3.1 million in 2013 prior to the run to the Sweet Sixteen.

>>> Since 2013-14, FGCU has been responsible for roughly one-third of the entire ASUN's home attendance over that time.

>>> Last year, supporters filled Alico Arena to an average of nearly 4,000 fans per game - 92 percent capacity of The Nest's 4,333 seats. In terms of percentage capacity, that ranked 31st in the nation - ahead of Miami, UConn, Notre Dame, UCLA and many other marquee programs.

SECOND ROUND			
	78	68	
THIRD ROUND			
	81	71	



>>> Earned his 100th career win on Feb. 21, 2015, at home against USC Upstate, 86-72. As FGCU's 3rd head coach in the D-I era (since 2007-08), he already holds the record for most wins (98).

Following called timeouts last year, FGCU ranked 4th in the nation in points per possession at 1.059 (leader: UCLA, 1.083).



JOE DOOLEY

HOMETOWN

West Orange, N.J.

EDUCATION

George Washington University '88
(B.A. in Speech Communications)

ANNOUNCED AS FGCU HEAD COACH

Wednesday, April 17, 2013

FAMILY

Tanya (Wife) | Max (Son)

COACHING CAREER

1988-91: South Carolina, Assistant
1991-95: East Carolina, Assistant
1995-99: East Carolina, Head
1999-2000: New Mexico, Assistant
2000-02: New Mexico, Associate Head
2002-03: Wyoming, Assistant
2003-2013: Kansas, Assistant
2013-Present: FGCU, Head

IN SHORT

Dooley was named the 2017 ASUN Coach of the Year and the 2017 NABC District 3 Coach of the Year after leading the Eagles to a D-I program record 26 wins. He has coached eight all-conference selections at the helm of the Green and Blue. In August of 2013, ESPN named Dooley one of the top-two new hires positioned for success. Prior to FGCU, he was an assistant coach at Kansas for a decade, winning 300 games, reaching six Sweet Sixteen rounds and winning the 2008 National Championship.

THE DOOLEY WORKSHEET - AS HEAD COACH

RECORD				
YEAR	SCHOOL	OVERALL	CONFERENCE	POSTSEASON
1995-1996	East Carolina	17-11	9-9 (T-4th; CAA)	-
1996-1997	East Carolina	17-10	9-7 (T-3rd; CAA)	-
1997-1998	East Carolina	10-17	5-11 (T-7th; CAA)	-
1998-1999	East Carolina	13-14	7-9 (7th; CAA)	-
2013-2014	FGCU	22-13	14-4 (T-1st; ASUN)	NIT 1st Rd
2014-2015	FGCU	22-11	11-3 (2nd; ASUN)	CIT 1st Rd
2015-2016	FGCU	21-14	8-6 (T-2nd; ASUN)	NCAA 1st Rd (First 4 Win)
2016-2017	FGCU	26-8	12-2 (1st; ASUN)	NCAA 1st Rd
2017-2018	FGCU	7-5	0-0	
TOTAL	8+ SEASONS	155-103 (.601)	 AT FGCU: 98-51 (.658)	

THE DOOLEY WORKSHEET - AS AN ASSISTANT COACH

RECORD				
YEAR	SCHOOL	OVERALL	CONFERENCE	POSTSEASON
1988-1989	South Carolina	19-11	8-4 (Metro Conf.)	NCAA 1st Rd
1989-1990	South Carolina	14-14	6-8 (Metro Conf.)	-
1990-1991	South Carolina	20-13	5-9 (Metro Conf.)	NIT 2nd Rd
1991-1992	East Carolina	10-18	4-10 (7th; CAA)	-
1992-1993	East Carolina	14-16	4-10 (7th; CAA)	NCAA 1st Rd
1993-1994	East Carolina	15-12	7-8 (5th; CAA)	-
1994-1995	East Carolina	18-11	7-8 (4th; CAA)	-
1999-2000	New Mexico	18-14	9-5 (3rd; Mountain West)	NIT 2nd Rd
2000-2001	New Mexico	21-13	6-8 (T-5th; Mountain West)	NIT Quarterfinal
2001-2002	New Mexico	16-14	6-8 (6th; Mountain West)	NIT 1st Rd
2002-2003	Wyoming	21-11	8-6 (T-4th; Mountain West)	NIT 2nd Rd
2003-2004	Kansas	24-9	12-4 (T-2nd; Big 12)	NCAA Elite 8
2004-2005	Kansas	23-7	12-4 (T-1st; Big 12)	NCAA 1st Rd
2005-2006	Kansas	25-8	13-3 (T-1st; Big 12)	NCAA 1st Rd
2006-2007	Kansas	33-5	14-2 (1st; Big 12)	NCAA Elite 8
2007-2008	Kansas	37-3	13-3 (T-1st; Big 12)	NCAA Champions
2008-2009	Kansas	27-8	14-2 (1st; Big 12)	NCAA Sweet 16
2009-2010	Kansas	33-3	15-1 (1st; Big 12)	NCAA 2nd Rd
2010-2011	Kansas	35-3	14-2 (1st; Big 12)	NCAA Elite 8
2011-2012	Kansas	32-7	16-2 (1st; Big 12)	NCAA Runner-Up
2012-2013	Kansas	31-6	14-4 (T-1st; Big 12)	NCAA Sweet 16
TOTAL	21 SEASONS	486-206 (.702)		



ROSTER BREAKDOWN

NO.	NAME	POS.	HT.	WT.	YR.	HOMETOWN/PREVIOUS SCHOOL(S)
0	Brandon Goodwin	G	6-2	180	R-Sr.	Norcross, Ga./UCF/Norcross HS
1	Troy Baxter Jr. ^	F	6-8	200	So.	Tallahassee, Fla./UNLV/Oldsma Christian HS
2	Joshua Ko *	G	6-1	167	R-Sr.	Kailua, H.I./Pittsburgh/Kalaheo HS
3	Darnell Rogers	G	5-2	150	Fr.	Baltimore, Md./Shiloh HS/Believe Prep/Indian Land HS
5	Zach Johnson	G	6-2	195	R-Jr.	Miami, Fla./Norland HS
10	Kyle Hoffman * ^	G	5-9	140	So.	Lawrence, Kansas/Ottawa University (Kansas)/Lawrence HS
11	Christian Terrell	G	6-5	187	Sr.	Jacksonville, Fla./Providence HS
12	Mark Matthews * ^	G	6-6	215	Jr.	Fort Myers, Fla./USC Aiken/UNCW/Fort Myers HS
13	RaySean Scott Jr.	F	6-7	213	So.	Compton, Calif./Compton HS
15	Ricky Doyle	F	6-10	253	R-Jr.	Cape Coral, Fla./Michigan/Bishop Verot HS
20	Ryan McAdoo *	G	6-5	190	Fr.	Boca Raton, Fla./St. Andrews HS
21	Brady Ernst	F	6-10	230	R-So.	Clinton, Iowa/Indian Hills CC/Iowa State/Clinton HS
23	Christian Carlyle	G	6-6	210	So.	Jacksonville, Fla./Bishop Kenny HS
24	Michael Gilmore	F	6-10	210	R-Jr.	Jacksonville, Fla./Miami/VCU/Rickards HS
30	Brian Thomas	F	6-9	240	Fr.	Kell, Ga./Kell HS
31	Dinero Mercurius	G	6-4	200	R-Jr.	Orlando, Fla./Daytona State/UTRGV/USF/Faith Baptist Christian HS
32	Antravious Simmons	F	6-9	250	R-Sr.	Miami, Fla./VCU/South Miami HS
33	Dolan Mahoney *	G	6-2	185	Jr.	Bradenton, Fla./IMG Academy
55	Ryan Rocuant *	C	6-10	220	Fr.	Estero, Fla./Estero HS

^ Will sit out and utilize a redshirt season in 2017-18 in accordance with NCAA transfer rules.

* Walk On

TRANSFERS ELIGIBLE

PLAYER	NOTES
Ricky Doyle	Played in 67 of a possible 68 games at Michigan; started 30; averaged 4.9 ppg & 2.5 rpg; .624 FG%
Michael Gilmore	Eligible in mid-December; 12 pts, 8 rbs w/ VCU vs. Oklahoma in 2016 NCAA Tournament; 18 starts

KEY NEWCOMERS

PLAYER	NOTES
Darnell Rogers	23 ppg, 7 apg, 2 spg @ Believe Prep in 2016-17; played AAU for Team CP3; son of GW star Shawnta Rogers
Brian Thomas	3-star recruit by Rivals; ranked as the 16th-best player in Georgia; 5 blocks per game as a junior

TRANSFERS SITTING OUT

PLAYER	NOTES
Troy Baxter Jr.	4.3 ppg, 2.3 rpg as a freshman at UNLV; double-figure points 4 times; .415 FG %
Mark Matthews	15.5 ppg last year at D-II USC Aiken; played 23 games with D-I UNC Wilmington as freshman in '15-'16



Joe Dooley
Head Coach
5th Season
29th Overall
GW '88



Michael Fly
Assistant Coach
7th Season
10th Overall
Kentucky '06



Tom Abatemarco
Assistant Coach
3rd Season
43rd Overall
Dowling '74



David Cason
Assistant Coach
1st Season
23rd Overall
Illinois State '96



Tyler Schwab
Dir. of Operations
5th Season
5th Overall
Spring Hill '12



Lawrence Brenneman
Video Operations
3rd Season
24th Overall
Geneva (Pa.) '85



BRANDON GOODWIN

R-Sr. | G | 6-2 | 180 | Norcross, Ga. | UCF | Norcross HS

RECORD PERFORMANCES

POINTS

Career 30 @ Houston (1/6/15)
Season 26 vs. Middle Tennessee (12/2/17)
ASUN 29, 2x, Last @ USC Upstate (2/18/17)

REBOUNDS

Career 11, 2x, Last vs. FAU (12/5/17)
Season 11 vs. FAU (12/5/17)
ASUN 10, 2x, Last vs. Lipscomb (2/9/17)

ASSISTS

Career 13 @ Tulane (2/19/15)
Season 10 vs. Webber Int'l (11/29/17)
ASUN 7, 2x, Last vs. Jacksonville (1/28/17)

STEALS

Career 4, 5x, Last vs. NJIT (1/21/17)
Season 3 vs. Illinois State (11/11/17)
ASUN 4 vs. NJIT (1/21/17)

FIELD GOALS MADE

Career 12, 2x, Last vs. Florida State (3/16/17)
Season 10 vs. FAU (12/5/17)
ASUN 11 vs. North Florida (1/30/17)

FIELD GOALS ATTEMPTED

Career 27 vs. Florida State (3/16/17)
Season 20 vs. FAU (12/5/17)
ASUN 19, 3x, Last vs. Lipscomb (2/9/17)

FREE THROWS MADE

Career 15 @ USC Upstate (2/18/17)
Season 12 @ Middle Tennessee (11/21/17)
ASUN 15 @ USC Upstate (2/18/17)

FREE THROWS ATTEMPTED

Career 17, 2x, Last @ Middle Tennessee (11/21/17)
Season 17 @ Middle Tennessee (11/21/17)
ASUN 17 @ USC Upstate (2/18/17)

3-POINT FIELD GOALS MADE

Career 4, 4x, Last @ NJIT (2/16/17)
Season 3, 3x, Last vs. Oral Roberts (12/16/17)
ASUN 4 @ NJIT (2/16/17)

3-POINT FIELD GOALS ATTEMPTED

Career 10 vs. Florida State (3/16/17)
Season 9 vs. Denver (11/24/17)
ASUN 8, 2x, Last vs. Stetson (2/23/17)

MINUTES

Career 50 vs. Tulane (1/14/15)
Season 38 vs. Middle Tennessee (12/2/17)
ASUN 39 vs. Lipscomb (2/9/17)

MISCELLANEOUS

	Season	Career
Double-Doubles	2	6
Double-Figure Points	11	61
20+ Points	6	21
5+ Rebounds	5	32
7+ Assists	3	15
Double-Figure Assists	1	3
Games W/ Multiple 3s	4	22
Games W/ Multiple Steals	4	25

CAREER STATS

Season	gp-gs	min/avg	Total fg-fga	pct	3-Point fg-fga	pct	F-Throws ft-fa	pct	Rebounds off	def	tot	avg	pf	fo	ast	to	blk	stl	pts	avg
2013-14*	28-9	412/14.7	25-63	.397	4-18	.222	29-49	.592	14	39	53	1.9	29	0	49	30	1	13	83	3.0
2014-15*	30-30	1013/33.8	108-247	.437	17-65	.262	74-122	.607	36	81	117	3.9	59	1	127	88	4	37	307	10.2
2016-17	34-34	1073/31.6	219-428	.512	55-156	.353	136-172	.791	28	126	154	4.5	73	1	139	72	2	41	629	18.5
2017-18	12-11	392/32.7	69-167	.413	15-58	.259	67-84	.798	12	47	59	4.9	16	0	56	35	1	13	220	18.3
TOTAL	46-45	1465/31.8	288-595	.484	70-214	.327	203-256	.793	40	173	213	4.6	89	1	195	107	3	54	849	18.5
All*	104-84	2890/27.8	421-905	.465	91-297	.306	306-427	.717	90	293	383	3.7	177	2	371	225	8	104	1239	11.9

#DunkCity

UNANIMOUS ASUN PRESEASON PLAYER OF THE YEAR LOU HENSON AWARD WATCH LIST (Nation's Best Mid-Major Player)

NOTEWORTHY

67 made free throws are the 19th-most in the nation ... double-figure points in 11 of 12 games ... four-straight 20+ point games ... **ASUN Player of the Week (Dec. 11)** after averaging 23 points, eight rebounds and six assists over two games.

2016-17 HIGHLIGHTS

ASUN Newcomer of the Year (Unanimous)
ASUN First Team
NABC District 3 First Team
ASUN Tournament MVP
ASUN All-Tournament Team
6x ASUN Newcomer of the Week (ASUN Record)
ASUN Player of the Week (Feb. 20)



@goodysav

Set the program's single-season scoring record with 629 points - the only player to ever eclipse the 600-point mark ... the 18.5 point-per-game average shattered the program's previous D-I single-season record of 17.1 by Marc-Eddy Norelia in 2015-16 ... 136 made free throws also eclipsed Norelia's D-I single-season program record of 129 set in 2015-16 ... hit three game-winning shots on the year: a floater in the paint at Louisiana Tech (Dec. 20) with 12 seconds remaining, all three free throws with .6 of a second left at Stetson (Jan. 7) and a baseline 3-pointer with 34 seconds showing at UNF (Jan. 25).

GAME-BY-GAME STATS

Opponent	Date	gs	min	Total		3-Pointers		Free throws		Rebounds			avg	pf	a	t/o	blk	stl	pts	avg	
				fg-fga	pct	3fg-fga	pct	ft-fa	pct	off	def	tot									
ILLINOIS STATE	11/11/17	*	36	6-13	.462	0-1	.000	9-12	.750	2	6	8	8.0	0	7	2	0	3	21	21.0	
at Siena	11/13/17	*	26	6-13	.462	1-6	.167	3-3	1.000	0	2	2	5.0	2	4	6	0	2	16	18.5	
at Bowling Green	11/18/17	*	33	4-16	.250	1-6	.167	8-10	.800	1	6	7	5.7	1	5	2	0	1	17	18.0	
at Middle Tennessee	11/21/17	*	37	4-12	.333	0-4	.000	12-17	.706	0	5	5	5.5	4	3	5	0	0	20	18.5	
DENVER	11/24/17	*	34	5-12	.417	3-9	.333	3-4	.750	0	4	4	5.2	1	3	2	0	1	16	18.0	
NAVY	11/25/17	*	33	7-11	.636	2-6	.333	3-4	.750	0	4	4	5.0	1	2	4	0	0	19	18.2	
ST. FRANCIS BROOKLYN	11/26/17	*	27	2-13	.154	1-4	.250	0-0	.000	0	4	4	4.9	1	2	2	0	0	5	16.3	
WEBBER INTERNATIONA	11/29/17	*	25	3-11	.273	0-4	.000	8-8	1.000	1	1	2	4.5	1	10	2	1	1	14	16.0	
MIDDLE TENNESSEE	12/2/17	*	38	8-17	.471	3-7	.429	7-9	.778	2	4	6	4.7	1	3	1	0	2	26	17.1	
FAU	12/5/17	*	37	10-20	.500	0-2	.000	3-5	.600	4	7	11	5.3	2	4	0	0	0	23	17.7	
at rv UT Arlington	12/9/17	*	36	7-17	.412	1-3	.333	8-9	.889	2	3	5	5.3	2	8	3	0	2	23	18.2	
ORAL ROBERTS	12/16/17	*	30	7-12	.583	3-6	.500	3-3	1.000	0	1	1	4.9	0	5	6	0	1	20	18.3	
Totals			11	392	69-167	.413	15-58	259	67-84	.798	12	47	59	4.9	16	56	35	1	13	220	18.3

Games played: 12
Minutes/game: 32.7
Points/game: 18.3
FG Pct: 41.3
3FG Pct: 25.9
FT Pct: 79.8

Rebounds/game: 4.9
Assists/game: 4.7
Turnovers/game: 2.9
Assist/turnover ratio: 1.6
Steals/game: 1.1
Blocks/game: 0.1



5 ZACH JOHNSON

R-Jr. | G | 6-2 | 195 | Miami, Fla. | Norland HS

RECORD PERFORMANCES

POINTS

Career	27 vs. Illinois State (11/11/17)
Season	27 vs. Illinois State (11/11/17)
ASUN	25 @ Jacksonville (2/1/16)

REBOUNDS

Career	6 vs. Stetson (2/23/17)
Season	5, 4x, Last @ rv UT Arlington (12/9/17)
ASUN	6 vs. Stetson (2/23/17)

ASSISTS

Career	9 @ Georgia Southern (12/4/16)
Season	8 vs. Oral Roberts (12/16/17)
ASUN	7 vs. Lipscomb (2/18/16)

STEALS

Career	4, 5x, Last vs. Denver (11/24/17)
Season	4, 2x, Last vs. Denver (11/24/17)
ASUN	4 vs. North Florida (1/30/17)

FIELD GOALS MADE

Career	11 vs. Bowling Green (11/23/15)
Season	8 vs. Illinois State (11/11/17)
ASUN	9 @ Jacksonville (2/1/16)

FIELD GOALS ATTEMPTED

Career	19 vs. Illinois State (11/11/17)
Season	19 vs. Illinois State (11/11/17)
ASUN	16, 2x, Last vs. North Florida (1/30/17)

FREE THROWS MADE

Career	9 @ Lipscomb (1/14/17)
Season	8 vs. Illinois State (11/11/17)
ASUN	9 @ Lipscomb (1/14/17)

FREE THROWS ATTEMPTED

Career	15 vs. Siena (12/9/16)
Season	10 vs. Middle Tennessee (11/21/17)
ASUN	12 @ Lipscomb (1/14/17)

3-POINT FIELD GOALS MADE

Career	6 vs. Stetson (2/23/17)
Season	3, 3x, Last vs. Navy (11/15/17)
ASUN	6 vs. Stetson (2/23/17)

3-POINT FIELD GOALS ATTEMPTED

Career	12 vs. Illinois State (11/11/17)
Season	12 vs. Illinois State (11/11/17)
ASUN	11 vs. Stetson (2/23/17)

MINUTES

Career	42, 2x, Last @ USC Upstate (2/18/17)
Season	39 vs. Illinois State (11/11/17)
ASUN	42 @ USC Upstate (2/18/17)

MISCELLANEOUS

	Season	Career
Double-Figure Points	7	48
20+ Points	2	8
Team Leader/Scoring	2	13
Double-Doubles		
5+ Rebounds	4	12
5+ Assists	1	18
Double-Figure Assists		
Team Leader/Assists	3	30
Games W/ A Steal	12	53

NOTEWORTHY

Opened the season with a career-high 27 points against Illinois State ... added four assists, four rebounds and a career-high-tying four steals in that game ... **made both free throws with 5.3 seconds left at Bowling Green to tie the game at 80-80** before the Falcons hit a game-winning 3-pointer with .9 of a second remaining ... **has a steal in all 12 games this year; multiple steals in nine contests ... ranks 13th in the nation with 28 total steals** ... season-best eight assists against Oral Roberts - double his previous season high entering the game ... has three career game-saving blocked shots at the buzzer (versus NJIT, at Kennesaw State and against Stetson at the rim in overtime to seal the 2016 ASUN Championship victory).

@ZachJohns5n



GAME-BY-GAME STATS

			Total		3-Pointers		Free throws		Rebounds											
Opponent	Date	gs	min	fg-fga	pct	3fg-fga	pct	ft-fga	pct	off	def	tot	avg	pf	a	t/o	blk	stl	pts	avg
ILLINOIS STATE	11/11/17	*	39	8-19	.421	3-12	.250	8-9	.889	1	3	4	4.0	0	4	3	1	4	27	27.0
at Siena	11/13/17	*	31	6-13	.462	0-4	.000	1-1	1.000	2	1	3	3.5	2	1	1	0	1	13	20.0
at Bowling Green	11/18/17	*	34	2-10	.200	0-3	.000	4-4	1.000	0	5	5	4.0	2	4	6	0	2	8	16.0
at Middle Tennessee	11/21/17	*	37	5-12	.417	1-4	.250	7-10	.700	2	3	5	4.3	3	1	4	0	2	18	16.5
DENVER	11/24/17	*	31	5-9	.556	3-5	.600	7-9	.778	0	2	2	3.8	3	1	1	0	4	20	17.2
NAVY	11/25/17	*	34	6-12	.500	3-6	.500	2-2	1.000	0	5	5	4.0	2	3	1	0	1	17	17.2
ST. FRANCIS BROOKLYN	11/26/17	*	28	3-12	.250	0-1	.000	2-2	1.000	0	4	4	4.0	0	3	1	0	3	8	15.9
WEBBER INTERNATIONAL	11/29/17	*	20	7-14	.500	1-6	.167	1-2	.500	0	3	3	3.9	1	2	0	0	3	16	15.9
MIDDLE TENNESSEE	12/2/17	*	23	2-7	.286	0-1	.000	3-4	.750	0	2	2	3.7	4	4	3	0	2	7	14.9
FAU	12/5/17	*	30	4-9	.444	0-1	.000	4-6	.667	0	0	0	3.3	3	0	1	1	1	12	14.6
at rv UT Arlington	12/9/17	*	36	5-12	.417	1-5	.200	2-5	.400	0	5	5	3.5	3	2	8	0	2	13	14.5
ORAL ROBERTS	12/16/17	*	29	1-3	.333	1-2	.500	0-0	.000	1	0	1	3.3	0	8	4	0	3	3	13.5
Totals		12	372	54-132	.409	13-50	.260	41-54	.759	6	33	39	3.3	23	33	33	2	28	162	13.5

Games played: 12
Minutes/game: 31.0
Points/game: 13.5
FG Pct: 40.9
3FG Pct: 26.0
FT Pct: 75.9

Rebounds/game: 3.3
Assists/game: 2.8
Turnovers/game: 2.8
Assist/turnover ratio: 1.0
Steals/game: 2.3
Blocks/game: 0.2

CAREER STATS

			Total		3-Point		F-Throws		Rebounds										Scoring	
Season	gp-gs	min/avg	fg-fga	pct	fg-fga	pct	ft-fga	pct	off	def	tot	avg	pf	fo	ast	to	blk	stl	pts	avg
2015-16	35-20	941/26.9	141-298	.473	27-71	.380	78-120	.650	11	78	89	2.5	83	2	115	82	19	31	387	11.1
2016-17	33-32	967/29.3	136-357	.381	54-157	.344	67-106	.632	18	75	93	2.8	77	2	102	88	12	45	393	11.9
2017-18	12-12	372/31.0	54-132	.409	13-50	.260	41-54	.759	6	33	39	3.3	23	0	33	33	2	28	162	13.5
TOTAL	80-64	2280/28.5	331-787	.421	94-278	.338	186-280	.664	35	186	221	2.8	183	4	250	203	33	104	942	11.8



11 CHRISTIAN TERRELL

Sr. | G | 6-5 | 187 | Jacksonville, Fla. | Providence HS

RECORD PERFORMANCES

POINTS

Career 25 vs. South Dakota (12/28/15)
Season 20 vs. St. Francis Brooklyn (11/26/17)
ASUN 18, 2x, Last @ USC Upstate (2/18/17)

REBOUNDS

Career 18 vs. Youngstown State (11/21/15)
Season 10, 2x, Last vs. Webber Int'l (11/29/17)
ASUN 10 vs. Jacksonville (1/27/16)

ASSISTS

Career 7, 3x, Last vs. Long Beach State (11/25/16)
Season 5, 3x, Last vs. Middle Tennessee (12/2/17)
ASUN 6 @ NJIT (2/16/17)

STEALS

Career 5 vs. South Dakota (12/28/15)
Season 2 vs. Middle Tennessee (12/2/17)
ASUN 3 vs. North Florida (2/6/16)

FIELD GOALS MADE

Career 9 vs. Ave Maria (11/29/15)
Season 8 @ Bowling Green (11/18/17)
ASUN 7, 2x, Last @ Kennesaw State (1/21/16)

FIELD GOALS ATTEMPTED

Career 19 vs. South Dakota (12/28/15)
Season 12, 3x, Last vs. Oral Roberts (12/16/17)
ASUN 16 @ Stetson (1/7/17)

FREE THROWS MADE

Career 7, 2x, Last vs. Fairleigh Dickinson (3/15/16)
Season 4, 2x, Last vs. St. Francis Brooklyn (11/26/17)
ASUN 6 @ North Florida (1/25/17)

FREE THROWS ATTEMPTED

Career 10 @ North Florida (1/25/17)
Season 5, 2x, Last vs. Middle Tennessee (12/2/17)
ASUN 10 @ North Florida (1/25/17)

3-POINT FIELD GOALS MADE

Career 5 vs. Florida Tech (12/3/14)
Season 4, 2x, Last vs. Oral Roberts (12/16/17)
ASUN 4 @ Stetson (1/7/17)

3-POINT FIELD GOALS ATTEMPTED

Career 11 @ Stetson (1/7/17)
Season 7 vs. Oral Roberts (12/16/17)
ASUN 11 @ Stetson (1/7/17)

MINUTES

Career 40, 2x, Last vs. Stetson (3/6/16)
Season 38, 2x, Last @ rv UT Arlington (12/9/17)
ASUN 39 @ Stetson (1/7/17)

MISCELLANEOUS

	Season	Career
Double-Doubles	2	4
Double-Figure Points	10	54
20+ Points	1	7
Team Leader Scoring	4	18
Games W/ A 3-Pointer	10	75
5+ Rebounds	8	39
5+ Assists	3	10
Multi-Steal Games	1	21

CAREER STATS

			Total		3-Point		F-Throws		Rebounds											Scoring	
Season	gp-gs	min/avg	fg-fga	pct	fg-fga	pct	ft-fa	pct	off	def	tot	avg	pf	fo	ast	to	blk	stl	pts	avg	
2014-15	33-1	392/11.9	38-99	.384	19-55	.345	15-20	.750	7	45	52	1.6	33	0	26	28	7	9	110	3.3	
2015-16	35-24	1021/29.2	159-357	.445	47-131	.359	81-113	.717	38	139	177	5.1	67	0	82	46	13	42	446	12.7	
2016-17	33-31	937/28.4	120-284	.423	53-151	.351	44-61	.721	26	79	105	3.2	57	1	80	38	8	26	337	10.2	
2017-18	12-12	366/30.5	64-108	.593	25-44	.568	15-20	.750	13	59	72	6.0	17	0	29	20	7	6	168	14.0	
TOTAL	113-68	2716/24.0	381-848	.449	144-381	.378	155-214	.724	84	322	406	3.6	174	1	217	132	35	83	1061	9.4	

#DunkCity

NOTEWORTHY

Starting backcourt teammate with Duke's Grayson Allen at Providence High School ... went 7-7 from the floor at Siena and 8-11 at Bowling Green; 15-18 over those two games from the field ... season-high 20 points against St. Francis Brooklyn ... **reached 1,000 career points against Webber International** ... has a pair of double-doubles on the year: 12 points and 10 rebounds versus Navy and 18 points and 10 rebounds against Webber International ... leads FGCU in rebounding (72 / 6 per game) as a guard ... **ranks 3rd in the nation in field-goal percentage (.593) among guards:** Terrence Mann, Florida State (.639), Jalen Brunson, Villanova (.629) ... **is just the 6th player in program history with 1,000 career points and 400 career rebounds.**



@Cterrell35

GAME-BY-GAME STATS

Opponent	Date	qs	min	Total		3-Pointers		Free throws		Rebounds											
				fg-fga	pct	3fg-fga	pct	ft-fa	pct	off	def	tot	avg	pf	a	t/o	blk	stl	pts	avg	
ILLINOIS STATE	11/11/17	*	38	6-12	.500	1-2	.500	0-0	.000	0	8	8	8.0	1	1	2	2	1	13	13.0	
at Siena	11/13/17	*	23	7-7	1.000	2-2	1.000	0-0	.000	0	5	5	6.5	3	1	0	0	0	16	14.5	
at Bowling Green	11/18/17	*	33	8-11	.727	2-4	.500	0-0	.000	0	5	5	6.0	4	2	1	2	0	18	15.7	
at Middle Tennessee	11/21/17	*	27	2-5	.400	0-3	.000	0-0	.000	1	7	8	6.5	2	3	1	0	1	4	12.8	
DENVER	11/24/17	*	33	5-11	.455	2-6	.333	4-5	.800	0	4	4	6.0	0	5	4	0	0	16	13.4	
NAVY	11/25/17	*	30	5-9	.556	2-3	.667	0-0	.000	3	7	10	6.7	0	1	0	1	0	12	13.2	
ST. FRANCIS BROOKLYN	11/26/17	*	30	7-10	.700	2-2	1.000	4-4	1.000	1	2	3	6.1	0	0	2	0	0	20	14.1	
WEBBER INTERNATIONA	11/29/17	*	21	7-12	.583	3-6	.500	1-2	.500	3	7	10	6.6	0	5	0	1	1	18	14.6	
MIDDLE TENNESSEE	12/2/17	*	31	2-4	.500	0-1	.000	3-5	.600	1	7	8	6.8	2	5	2	0	2	7	13.8	
FAU	12/5/17	*	28	4-7	.571	3-3	1.000	3-4	.750	1	3	4	6.5	3	1	1	0	0	14	13.8	
at rv UT Arlington	12/9/17	*	38	6-8	.750	4-5	.800	0-0	.000	1	4	5	6.4	1	3	4	0	1	16	14.0	
ORAL ROBERTS	12/16/17	*	34	5-12	.417	4-7	.571	0-0	.000	2	0	2	6.0	1	2	3	1	0	14	14.0	
Totals			12	366	64-108	.593	25-44	.568	15-20	.750	13	59	72	6.0	17	29	20	7	6	168	14.0

Games played: 12
Minutes/game: 30.5
Points/game: 14.0
FG Pct: 59.3
3FG Pct: 56.8
FT Pct: 75.0

Rebounds/game: 6.0
Assists/game: 2.4
Turnovers/game: 1.7
Assist/turnover ratio: 1.5
Steals/game: 0.5
Blocks/game: 0.6



13 RAYSEAN SCOTT JR.

So. | F | 6-7 | 213 | Compton, Calif. | Compton HS

RECORD PERFORMANCES

POINTS

Career	15 vs. Denver (11/24/17)
Season	15 vs. Denver (11/24/17)
ASUN	5 vs. Stetson (2/23/17)

REBOUNDS

Career	10 vs. St. Francis Brooklyn (11/26/17)
Season	10 vs. St. Francis Brooklyn (11/26/17)
ASUN	4, 2x, Last vs. Stetson (2/23/17)

ASSISTS

Career	2, 3x, Last vs. Middle Tennessee (12/2/17)
Season	2, 2x, Last vs. Middle Tennessee (12/2/17)
ASUN	2 vs. Kennesaw State (2/11/17)

STEALS

Career	1, 7x, Last @ rv UT Arlington (12/9/17)
Season	1, 3x, Last @ rv UT Arlington (12/9/17)
ASUN	

FIELD GOALS MADE

Career	7 vs. Denver (11/24/17)
Season	7 vs. Denver (11/24/17)
ASUN	2 vs. Stetson (2/23/17)

FIELD GOALS ATTEMPTED

Career	9 @ #13 Michigan State (11/20/16)
Season	8 vs. Denver (11/24/17)
ASUN	4 vs. Stetson (2/23/17)

FREE THROWS MADE

Career	4 @ Middle Tennessee (11/21/17)
Season	4 @ Middle Tennessee (11/21/17)
ASUN	1, 3x, Last vs. Stetson (2/23/17)

FREE THROWS ATTEMPTED

Career	5 @ Middle Tennessee (11/21/17)
Season	5 @ Middle Tennessee (11/21/17)
ASUN	3 vs. Kennesaw State (2/11/17)

3-POINT FIELD GOALS MADE

Career	4 @ #13 Michigan State (11/20/16)
Season	
ASUN	

3-POINT FIELD GOALS ATTEMPTED

Career	6 @ #13 Michigan State (11/20/16)
Season	2 @ Bowling Green (11/18/17)
ASUN	1, 3x, Last vs. Stetson (2/23/17)

MINUTES

Career	26 vs. Denver (11/24/17)
Season	26 vs. Denver (11/24/17)
ASUN	9 vs. Stetson (2/23/17)

MISCELLANEOUS

	Season	Career
Double-Figure Points	2	5
20+ Points		
Team Leader Scoring		
Double-Doubles		
5+ Rebounds	4	6
7+ Rebounds	3	3
Games W/ A 3-Pointer		4
Games W/ Multiple 3s		2
Games W/ A Steal	3	7

CAREER STATS

Season	gp-gs	min/avg	Total fg-fga pct	3-Point fg-fga pct	F-Throws ft-fa pct	Rebounds off def tot avg	Scoring pf fo ast to blk stl pts avg
2016-17	25-5	233/9.3	32-72 .444	8-30 .267	12-19 .632	9 43 52 2.1	45 0 9 17 3 4 84 3.4
2017-18	10-4	148/14.8	23-34 .676	0-5 .000	10-11 .909	17 31 48 4.8	29 0 8 7 7 3 56 5.6
TOTAL	35-9	381/10.9	55-106 .519	8-35 .229	22-30 .733	26 74 100 2.9	74 0 17 24 10 7 140 4.0

NOTEWORTHY

Missed the first two games of the year with a muscle strain in his knee ... **played against cause a ca-**
limited minutes at home
Middle Tennessee be-
of tonsillitis ... tallied reer-high 15 points on 7-8 shooting versus Denver ... career-best 10 rebounds opposite St. Francis Brooklyn ... **43 percent (43 of 100) of his career rebounds have come in the last eight games.**



@yeaah_raay

GAME-BY-GAME STATS

Opponent	Date	gs	min	Total fg-fga pct	3-Pointers 3fg-fga pct	Free throws ft-fa pct	Rebounds off def tot avg	pf	a	t/o	blk	stl	pts	avg
at Bowling Green	11/18/17	9	14	2-50 .250	0-2 .000	0-0 .000	0 2 2 2.0	3	1	1	1	0	2	2.0
at Middle Tennessee	11/21/17	15	2-2	1.000	0-0 .000	4-5 .800	0 3 3 2.5	3	0	0	1	0	8	5.0
DENVER	11/24/17	26	7-8	.875	0-0 .000	1-1 1.000	5 3 8 4.3	2	0	0	1	0	15	8.3
NAVY	11/25/17 *	14	1-3	.333	0-1 .000	2-2 1.000	2 2 4 4.3	4	1	2	0	1	4	7.3
ST. FRANCIS BROOKLYN	11/26/17 *	19	3-3	1.000	0-0 .000	1-1 1.000	2 8 10 5.4	2	2	0	1	0	7	7.2
WEBBER INTERNATIONA	11/29/17 *	14	5-5	1.000	0-0 .000	0-0 .000	4 3 7 5.7	1	1	1	1	1	10	7.7
MIDDLE TENNESSEE	12/2/17	10	0-0	.000	0-0 .000	0-0 .000	2 1 3 5.3	4	2	2	1	0	0	6.6
FAU	12/5/17	13	2-4	.500	0-1 .000	0-0 .000	1 4 5 5.3	3	1	0	0	0	4	6.3
at rv UT Arlington	12/9/17 *	17	1-2	.500	0-1 .000	2-2 1.000	1 3 4 5.1	4	0	1	1	1	4	6.0
ORAL ROBERTS	12/16/17	11	1-3	.333	0-0 .000	0-0 .000	0 2 2 4.8	3	0	0	0	0	2	5.6
Totals		4	148	23-34 .676	0-5 .000	10-11 .909	17 31 48 4.8	29	8	7	7	3	56	5.6

Games played: 10
 Minutes/game: 14.8
 Points/game: 5.6
 FG Pct: 67.6
 3FG Pct: 0.0
 FT Pct: 90.9

Rebounds/game: 4.8
 Assists/game: 0.8
 Turnovers/game: 0.7
 Assist/turnover ratio: 1.1
 Steals/game: 0.3
 Blocks/game: 0.7



15 RICKY DOYLE

R-Jr. | F | 6-10 | 253 | Cape Coral, Fla. | Michigan | Bishop Verot HS

RECORD PERFORMANCES

POINTS

Career 16 vs. Coppin State (12/22/14)
Season 11 @ Bowling Green (11/18/17)
ASUN

TOTAL REBOUNDS

Career 11 @ Siena (11/13/17)
Season 11 @ Siena (11/13/17)
ASUN

OFFENSIVE REBOUNDS

Career 6 @ Siena (11/13/17)
Season 6 @ Siena (11/13/17)
ASUN

DEFENSIVE REBOUNDS

Career 5 @ Siena (11/13/17)
Season 5 @ Siena (11/13/17)
ASUN

BLOCKS

Career 3 @ Rutgers (1/20/15)
Season 1, 7x, Last vs. Oral Roberts (12/16/17)
ASUN

FIELD GOALS MADE

Career 6, 3x, Last vs. Wisconsin (3/13/15)
Season 5, 3x, Last vs. Webber Int'l (11/29/17)
ASUN

FIELD GOALS ATTEMPTED

Career 9 @ Bowling Green (11/18/17)
Season 9 @ Bowling Green (11/18/17)
ASUN

FREE THROWS MADE

Career 5 at Indiana (2/8/15)
Season 3 @ Siena (11/13/17)
ASUN

FREE THROWS ATTEMPTED

Career 9 vs. Coppin State (12/22/14)
Season 6 @ Siena (11/13/17)
ASUN

MINUTES

Career 33 @ Penn State (1/6/15)
Season 29 @ Middle Tennessee (11/21/17)
ASUN

MISCELLANEOUS

	Season	Career
Double-Doubles		
20+ Points		
10+ Rebounds	1	1
5+ Offensive Rebounds	1	3
10+ Defensive Rebounds		
Games W/ A Block	6	21
Multi-Block Games		3

NOTEWORTHY

Did not play at home against Middle Tennessee because of back spasms ... had started every game this year before missing the MT contest, and came off the bench versus FAU and rv UT Arlington ... increased his scoring each of the first three games of the season: Illinois State (8), Siena (9), Bowling Green (11) ... has been in foul trouble in six of nine games against D-I opponents, resulting in limited minutes ... consecutive 10-point games versus St. Francis Brooklyn and Webber International.

Transferred to FGCU from the University of Michigan in May of 2016.

Michigan Career Summary

Played in 67 of a possible 68 games during his two seasons, starting 30 contests ... averaged 4.9 points, 2.5 rebounds and shot 62.4 percent from the field ... reached double-figure points in 10 games, with seven of those coming against BCS opponents.

GAME-BY-GAME STATS

Opponent	Date	gs	min	Total fg-fga	pct	3-Pointers 3fg-fga	pct	Free throws ft-fa	pct	Rebounds off	def	tot	avg	pf	a	t/o	blk	stl	pts	avg
ILLINOIS STATE	11/11/17	*	9	3-3	1.000	0-0	.000	2-3	.667	0	1	1	1.0	5	0	1	0	0	8	8.0
at Siena	11/13/17	*	27	3-7	.429	0-1	.000	3-6	.500	6	5	11	6.0	1	3	0	1	1	9	8.5
at Bowling Green	11/18/17	*	18	5-9	.556	0-1	.000	1-1	1.000	3	4	7	6.3	4	0	1	1	1	11	9.3
at Middle Tennessee	11/21/17	*	29	3-7	.429	0-0	.000	0-0	.000	1	3	4	5.8	0	2	3	1	1	6	8.5
DENVER	11/24/17	*	13	0-0	.000	0-0	.000	1-2	.500	0	2	2	5.0	4	1	1	1	2	1	7.0
NAVY	11/25/17	*	17	2-4	.500	0-0	.000	0-0	.000	0	4	4	4.8	4	0	4	1	0	4	6.5
ST. FRANCIS BROOKLYN	11/26/17	*	18	5-7	.714	0-0	.000	0-0	.000	1	1	2	4.4	3	3	1	0	1	10	7.0
WEBBER INTERNATIONAL	11/29/17	*	16	5-6	.833	0-0	.000	0-0	.000	3	3	6	4.6	1	2	1	0	1	10	7.4
FAU	12/5/17		16	1-3	.333	0-0	.000	1-3	.333	3	2	5	4.7	2	1	2	1	0	3	6.9
at rv UT Arlington	12/9/17		15	2-2	1.000	0-0	.000	0-0	.000	2	0	2	4.4	4	1	0	0	1	4	6.6
ORAL ROBERTS	12/16/17		9	0-1	.000	0-0	.000	0-0	.000	0	0	0	4.0	2	0	2	1	0	0	6.0
Totals		8	187	29-49	.592	0-2	.000	8-15	.533	19	25	44	4.0	30	13	16	7	8	66	6.0

Games played: 11
Minutes/game: 17.0
Points/game: 6.0
FG Pct: 59.2
3FG Pct: 0.0
FT Pct: 53.3

Rebounds/game: 4.0
Assists/game: 1.2
Turnovers/game: 1.5
Assist/turnover ratio: 0.8
Steals/game: 0.7
Blocks/game: 0.6

CAREER STATS

Season	gp-gs	min/avg	Total fg-fga	pct	3-Point fg-fga	pct	F-Throws ft-fa	pct	Rebounds off	def	tot	avg	pf	fo	ast	to	blk	stl	pts	avg
2014-15*	31-19	564/18.2	74-121	.612	0-0	.000	42-69	.609	46	52	98	3.2	57	0	8	18	12	7	190	6.1
2015-16*	36-11	438/12.2	52-81	.642	0-0	.000	33-52	.635	32	39	71	2.0	64	0	2	22	7	3	137	3.8
2017-18	11-8	187/17.0	29-49	.592	0-2	.000	8-15	.533	19	25	44	4.0	30	1	13	16	7	8	66	6.0
TOTAL	11-8	187/17.0	29-49	.592	0-2	.000	8-15	.533	19	25	44	4.0	30	1	13	16	7	8	66	6.0
All*	78-38	1189/15.2	155-251	.618	0-2	.000	83-136	.610	97	116	213	2.7	151	1	23	56	26	18	393	5.0





21 | BRADY ERNST

R-So. | F | 6-10 | 230 | Clinton, Iowa | Indian Hills CC/Iowa State | Clinton HS

RECORD PERFORMANCES

POINTS

Career 23 @ Rock Valley (11/18/16)
Season 7 vs. Webber Int'l (11/29/17)
ASUN

TOTAL REBOUNDS

Career 15 vs. Northeastern Oklahoma A&M (11/12/16)
Season 11 vs. Webber Int'l (11/29/17)
ASUN

OFFENSIVE REBOUNDS

Career 8 vs. Northeastern Oklahoma A&M (11/12/16)
Season 3 vs. Webber Int'l (11/29/17)
ASUN

DEFENSIVE REBOUNDS

Career 9, 3x, Last vs. Richard J. Daley (12/3/16)
Season 8 vs. Webber Int'l (11/29/17)
ASUN

BLOCKS

Career 4, 2x, Last vs. Richard J. Daley (12/3/16)
Season 1, 2x, Last vs. Navy (11/25/17)
ASUN

FIELD GOALS MADE

Career 8 @ Rock Valley (11/18/16)
Season 3 vs. Webber Int'l (11/29/17)
ASUN

FIELD GOALS ATTEMPTED

Career 13 @ Rock Valley (11/18/16)
Season 3, 2x, Last vs. Webber Int'l (11/29/17)
ASUN

FREE THROWS MADE

Career 8, 2x, Last vs. Northeast (1/14/17)
Season 3 vs. St. Francis Brooklyn (11/26/17)
ASUN

FREE THROWS ATTEMPTED

Career 13 vs. Vincennes (12/2/16)
Season 4, 2x, Last vs. Webber Int'l (11/29/17)
ASUN

MINUTES

Career 32 @ Rock Valley (11/18/16)
Season 20 vs. Webber Int'l (11/29/17)
ASUN

MISCELLANEOUS

	Season	Career
Double-Doubles		6
20+ Points		1
10+ Rebounds	1	7
5+ Offensive Rebounds		3
10+ Defensive Rebounds		
Games W/ A Block	2	18
Multi-Block Games		10

NOTEWORTHY

Made his FGCU debut in the season opener opposite Illinois State, scoring two points ... season-bests of seven points and 11 rebounds against Webber International ... 19 of his 32 rebounds came in the two contests of a game stretch from Nov. 25-29 ... three-rebounds in 13 minutes off the bench at rv UT Arlington.

Transferred to FGCU from Indian Hills Community College in April of 2017.

As A Redshirt Freshman At

Indian Hills CC

2016-17: Averaged 9.4 points and 6.5 rebounds per game ... connected at a 63.7-percent clip from the floor and 72.6 percent from the free throw line.

As A Freshman At Iowa State

2015-16: Saw action in six games early in the season before being shut down for the remainder of the year because his knee wasn't responding after an ACL tear late in his senior year of high school.

GAME-BY-GAME STATS

Opponent	Date	gs	min	Total		3-Pointers		Free throws		Rebounds								pts	avg	
				fg-fga	pct	3fg-fga	pct	ft-fla	pct	off	def	tot	avg	pf	a	t/o	blk			stl
ILLINOIS STATE	11/11/17	11	1-1	1.000	0-0	.000	0-1	.000	0	3	3	3.0	2	0	0	0	0	2	2.0	
at Siena	11/13/17	14	0-3	.000	0-0	.000	1-2	.500	0	2	2	2.5	2	1	1	0	1	1	1.5	
at Bowling Green	11/18/17	7	1-1	1.000	0-0	.000	0-1	.000	0	2	2	2.3	1	0	0	0	0	2	1.7	
at Middle Tennessee	11/21/17	3	0-0	.000	0-0	.000	0-0	.000	0	0	0	1.8	0	0	0	0	0	0	1.3	
DENVER	11/24/17	18	1-2	.500	0-0	.000	2-2	1.000	1	0	1	1.6	1	0	0	1	1	4	1.8	
NAVY	11/25/17	17	1-2	.500	0-0	.000	0-0	.000	2	6	8	2.7	2	0	2	1	1	2	1.8	
ST. FRANCIS BROOKLYN	11/26/17	19	0-1	.000	0-0	.000	3-4	.750	0	0	0	2.3	1	0	0	0	0	3	2.0	
WEBBER INTERNATIONA	11/29/17	20	3-3	1.000	0-0	.000	1-4	.250	3	8	11	3.4	1	2	0	0	0	7	2.6	
MIDDLE TENNESSEE	12/2/17	11	1-1	1.000	0-0	.000	0-1	.000	0	0	0	3.0	1	0	0	0	0	2	2.6	
FAU	12/5/17	3	0-1	.000	0-0	.000	0-0	.000	1	0	1	2.8	0	0	0	0	0	0	2.3	
at rv UT Arlington	12/9/17	13	0-0	.000	0-0	.000	0-0	.000	0	4	4	2.9	2	0	0	0	0	0	2.1	
ORAL ROBERTS	12/16/17	4	0-0	.000	0-0	.000	0-2	.000	0	0	0	2.7	0	0	0	0	0	0	1.9	
Totals		1	140	8-15	.533	0-0	.000	7-17	.412	7	25	32	2.7	13	3	3	2	3	23	1.9

Games played: 12
Minutes/game: 11.7
Points/game: 1.9
FG Pct: 53.3
FT Pct: 41.2

Rebounds/game: 2.7
Assists/game: 0.3
Turnovers/game: 0.3
Assist/turnover ratio: 1.0
Steals/game: 0.3
Blocks/game: 0.2

CAREER STATS

			Total		3-Point		F-Throws		Rebounds											Scoring	
Season	gp-gs	min/avg	fg-fga	pct	fg-fga	pct	ft-fla	pct	off	def	tot	avg	pf	fo	ast	to	blk	stl	pts	avg	
2015-16*	6-0	14/2.3	1-3	.333	0-0	.000	0-0	.000	2	2	4	0.7	1	0	0	0	1	0	2	0.3	
2016-17*	28-23	0/0.0	93-146	.637	0-1	.000	77-106	.726	63	120	183	6.5	54	2	12	35	31	9	263	9.4	
2017-18	12-1	140/11.7	8-15	.533	0-0	.000	7-17	.412	7	25	32	2.7	13	0	3	3	2	3	23	1.9	
TOTAL	12-1	140/11.7	8-15	.533	0-0	.000	7-17	.412	7	25	32	2.7	13	0	3	3	2	3	23	1.9	
All*	46-24	154/3.3	102-164	.622	0-1	.000	84-123	.683	72	147	219	4.8	68	2	15	38	34	12	288	6.3	



23 CHRISTIAN CARLYLE

So. | G | 6-6 | 210 | Jacksonville, Fla. | Bishop Kenny HS

RECORD PERFORMANCES

POINTS

Career 19 vs. Florida Tech (12/31/16)
Season 18 vs. Middle Tennessee (12/2/17)
ASUN 6 vs. Lipscomb (2/9/17)

REBOUNDS

Career 9 vs. Illinois State (11/11/17)
Season 9 vs. Illinois State (11/11/17)
ASUN 3 vs. Lipscomb (2/9/17)

ASSISTS

Career 6 vs. Florida Tech (12/31/16)
Season 3, 2x, Last vs. Webber Int'l (11/29/17)
ASUN 1, 4x, Last vs. Lipscomb (2/9/17)

STEALS

Career 2, 4x, Last vs. FAU (12/5/17)
Season 2, 3x, Last vs. FAU (12/5/17)
ASUN 2 @ Jacksonville (2/4/17)

FIELD GOALS MADE

Career 7 vs. Florida Tech (12/31/16)
Season 6, 2x, Last vs. Middle Tennessee (12/2/17)
ASUN 2 vs. Lipscomb (2/9/17)

FIELD GOALS ATTEMPTED

Career 11 vs. Webber Int'l (11/29/17)
Season 11 vs. Webber Int'l (11/29/17)
ASUN 4 vs. Lipscomb (2/9/17)

FREE THROWS MADE

Career 7 vs. Illinois State (11/11/17)
Season 7 vs. Illinois State (11/11/17)
ASUN 3 @ North Florida (1/25/17)

FREE THROWS ATTEMPTED

Career 10 vs. Illinois State (11/11/17)
Season 10 vs. Illinois State (11/11/17)
ASUN 4 @ North Florida (1/25/17)

3-POINT FIELD GOALS MADE

Career 1, 6x, Last @ rv UT Arlington (12/9/17)
Season 1, 4x, Last @ rv UT Arlington (12/9/17)
ASUN 1 vs. Lipscomb (2/9/17)

3-POINT FIELD GOALS ATTEMPTED

Career 2, 4x, Last vs. Webber Int'l (11/29/17)
Season 2, 3x, Last vs. Webber Int'l (11/29/17)
ASUN 2 vs. Lipscomb (2/9/17)

MINUTES

Career 37 vs. Middle Tennessee (12/2/17)
Season 37 vs. Middle Tennessee (12/2/17)
ASUN 23 vs. Lipscomb (2/9/17)

MISCELLANEOUS

	Season	Career
Double-Figure Points	3	4
20+ Points		
Team Leader Scoring		
Double-Doubles		
5+ Rebounds	2	2
5+ Assists		1
Team Leader/Assists		1
Games W/ A Steal	6	11

CAREER STATS

			Total		3-Point		F-Throws		Rebounds											Scoring	
Season	gp-gs	min/avg	fg-fga	pct	fg-fga	pct	ft-fa	pct	off	def	tot	avg	pf	fo	ast	to	blk	stl	pts	avg	
2016-17	20-0	186/9.3	16-30	.533	2-6	.333	11-17	.647	9	12	21	1.1	15	0	18	4	2	8	45	2.3	
2017-18	11-2	244/22.2	26-58	.448	4-10	.400	23-29	.793	13	18	31	2.8	33	3	13	12	3	9	79	7.2	
TOTAL	31-2	430/13.9	42-88	.477	6-16	.375	34-46	.739	22	30	52	1.7	48	3	31	16	5	17	124	4.0	

NOTEWORTHY

Did not play against Oral Roberts due to a concussion, and is doubtful for the contest with FIU ... made his first career start in the season opener against Illinois State ... finished with 11 points in that contest - at the time his most versus a Division-I team ... made his first 3-point attempt of the year at Middle Tennessee ... season-best three assists versus Denver ... season-establishing 18 points versus Middle Tennessee at home - his most against a D-I opponent.



@Ccarlyle15

GAME-BY-GAME STATS

Opponent	Date	gs	min	Total	3-Pointers	Free throws	Rebounds	pf	a	t/o	blk	stl	pts	avg
ILLINOIS STATE	11/11/17	*	25	2-3 .667	0-0 .000	7-10 .700	4 5 9 9.0	3	1	1	2	0	11	11.0
at Siena	11/13/17		18	1-3 .333	0-0 .000	4-6 .667	4 1 5 7.0	5	1	2	0	1	6	8.5
at Bowling Green	11/18/17		17	1-6 .167	0-0 .000	0-0 .000	1 2 3 5.7	2	1	1	1	0	2	6.3
at Middle Tennessee	11/21/17		14	1-3 .333	1-2 .500	0-0 .000	0 1 1 4.5	5	1	0	0	1	3	5.5
DENVER	11/24/17		18	1-5 .200	1-2 .500	0-0 .000	1 0 1 3.8	2	3	1	0	0	3	5.0
NAVY	11/25/17		29	2-6 .333	0-1 .000	2-2 1.000	1 0 1 3.3	2	1	0	0	0	6	5.2
ST. FRANCIS BROOKLYN	11/26/17		19	1-3 .333	0-0 .000	2-2 1.000	0 3 3 3.3	3	2	0	0	0	4	5.0
WEBBER INTERNATIONAL	11/29/17		26	6-11 .545	1-2 .500	0-0 .000	1 3 4 3.4	1	3	1	0	2	13	6.0
MIDDLE TENNESSEE	12/2/17	*	37	6-9 .667	0-1 .000	6-7 .857	1 1 2 3.2	5	0	2	0	2	18	7.3
FAU	12/5/17		25	3-7 .429	0-1 .000	0-0 .000	0 2 2 3.1	2	0	1	0	2	6	7.2
at rv UT Arlington	12/9/17		16	2-2 1.000	1-1 1.000	2-2 1.000	0 0 0 2.8	3	0	3	0	1	7	7.2
Totals		2	244	26-58 .448	4-10 .400	23-29 .793	13 18 31 2.8	33	13	12	3	9	79	7.2

Games played: 11
Minutes/game: 22.2
Points/game: 7.2
FG Pct: 44.8
3FG Pct: 40.0
FT Pct: 79.3

Rebounds/game: 2.8
Assists/game: 1.2
Turnovers/game: 1.1
Assist/turnover ratio: 1.1
Steals/game: 0.8
Blocks/game: 0.3



24 MICHAEL GILMORE

R-Jr. | F | 6-10 | 210 | Jacksonville, Fla. | Miami | VCU | Rickards HS

RECORD PERFORMANCES

POINTS

Career 12, 2x, Last vs. #7 Oklahoma (3/20/16)
Season 10 vs. Oral Roberts (12/16/17)
ASUN

REBOUNDS

Career 8, 2x, Last vs. #7 Oklahoma (3/20/16)
Season 4 vs. Oral Roberts (12/16/17)
ASUN

ASSISTS

Career 3 vs. Buffalo (12/22/15)
Season 2 vs. Oral Roberts (12/16/17)
ASUN

FIELD GOALS MADE

Career 4, 6x, Last vs. Oral Roberts (12/16/17)
Season 4 vs. Oral Roberts (12/16/17)
ASUN

FIELD GOALS ATTEMPTED

Career 9 vs. Oral Roberts (12/16/17)
Season 9 vs. Oral Roberts (12/16/17)
ASUN

3-POINT FIELD GOALS MADE

Career 2, 7x, Last vs. #7 Oklahoma (3/20/16)
Season
ASUN

3-POINT FIELD GOALS ATTEMPTED

Career 3, 8x, Last vs. #7 Oklahoma (3/20/16)
Season 1 vs. Oral Roberts (12/16/17)
ASUN

FREE THROWS MADE

Career 2, 5x, Last vs. Oral Roberts (12/16/17)
Season 2 vs. Oral Roberts (12/16/17)
ASUN

FREE THROWS ATTEMPTED

Career 4, 3x, Last vs. #23 Cincinnati (12/19/15)
Season 3 vs. Oral Roberts (12/16/17)
ASUN

MINUTES

Career 27, 2x, Last vs. Oral Roberts (12/16/17)
Season 27 vs. Oral Roberts (12/16/17)
ASUN

MISCELLANEOUS

	Season	Career
Double-Doubles		
20+ Points		
10+ Rebounds		
5+ Offensive Rebounds		
Games W/ A 3-Pointer		11
Games W/ A Block		9
Games W/ A Steal	1	15
Games W/ 5+ Assists		

Nephew of Naismith Basketball Hall of Famer Artis Gilmore.

Transferred to FGCU in January of 2017 from Miami, where he was sitting out after there from VCU in the summer of 2016. Made his debut with FGCU against Oral Roberts. He will be eligible for the duration of the 2017-18 season and all of 2018-19.

Gilmore was teammates at VCU with current FGCU forward Antravious Simmons for the fall portion of the 2014-15 season before Simmons transferred to FGCU in Dec. 2014.

As A Sophomore At VCU

2015-16: Put up career-best numbers in his last game for the Rams, with 12 points and eight rebounds in 20 minutes against Oklahoma in the 2016 NCAA Tournament. In that game, was 4-of-4 from the field, hitting 2-of-2 attempts from long range. Was also perfect at the line, making both attempts ... started 18 of the first 24 games (30 total) ... hit 47.4 percent (37-78) from the field ... 38.2 percent (13-34) from long range ... averaged 3.2 points and 2.8 rebounds in 11.5 minutes per outing.

As A Freshman At VCU

Played in 25 games ... averaged 2 points and 1.6 rebounds in 6.3 minutes per game ... knocked down 48.8 percent of shots (21-43) from the field and 29.4 percent (5-17) from 3-point range.

High School

Ranked as the 76th-best player in the country and 5th-best in the state of Florida by ESPN.com ... four-star recruit.

GAME-BY-GAME STATS

Opponent	Date	gs	min	Total fg-fga	pct	3-Pointers fg-fga	pct	Free throws ft-fa	pct	Rebounds off	def	tot	avg	pf	a	t/o	blk	stl	pts	avg
ORAL ROBERTS	12/16/17	*	27	4-9	.444	0-1	.000	2-3	.667	0	4	4	4.0	3	2	0	0	1	10	10.0
Totals		1	27	4-9	.444	0-1	.000	2-3	.667	0	4	4	4.0	3	2	0	0	1	10	10.0

Games played: 1
Minutes/game: 27.0
Points/game: 10.0
FG Pct: 44.4
3FG Pct: 0.0
FT Pct: 66.7

Rebounds/game: 4.0
Assists/game: 2.0
Assist/turnover ratio: 99.9
Steals/game: 1.0

CAREER STATS

Season	gp-gs	min/avg	Total fg-fga	pct	3-Point fg-fga	pct	F-Throws ft-fa	pct	Rebounds off	def	tot	avg	pf	fo	ast	to	blk	stl	pts	avg
2014-15*	25-0	157/6.3	21-43	.488	5-17	.294	4-16	.250	11	28	39	1.6	31	1	4	4	6	5	51	2.0
2015-16*	30-18	346/11.5	37-78	.474	13-34	.382	9-17	.529	20	64	84	2.8	52	1	12	21	7	12	96	3.2
2017-18	1-1	27/27.0	4-9	.444	0-1	.000	2-3	.667	0	4	4	4.0	3	0	2	0	0	1	10	10.0
TOTAL	1-1	27/27.0	4-9	.444	0-1	.000	2-3	.667	0	4	4	4.0	3	0	2	0	0	1	10	10.0
All*	56-19	530/9.5	62-130	.477	18-52	.346	15-36	.417	31	96	127	2.3	86	2	18	25	13	18	157	2.8



30 BRIAN THOMAS

Fr. | F | 6-9 | 240 | Kennesaw, Ga. | Kell HS

RECORD PERFORMANCES

@b_thomas30

NOTEWORTHY

Suffered a fractured left (non-shooting) hand in practice on Nov. 20 and is out indefinitely ... did not play in the season opener (coach's decision).

POINTS

Career 3 @ Bowling Green (11/18/17)
Season 3 @ Bowling Green (11/18/17)
ASUN

REBOUNDS

Career 5 @ Bowling Green (11/18/17)
Season 5 @ Bowling Green (11/18/17)
ASUN

OFFENSIVE REBOUNDS

Career 3 @ Bowling Green (11/18/17)
Season 3 @ Bowling Green (11/18/17)
ASUN

DEFENSIVE REBOUNDS

Career 2 @ Bowling Green (11/18/17)
Season 2 @ Bowling Green (11/18/17)
ASUN

BLOCKS

Career 2 @ Siena (11/13/17)
Season 2 @ Siena (11/13/17)
ASUN

FIELD GOALS MADE

Career 1, 2x, Last @ Bowling Green (11/18/17)
Season 1, 2x, Last @ Bowling Green (11/18/17)
ASUN

FIELD GOALS ATTEMPTED

Career 2 @ Siena (11/13/17)
Season 2 @ Siena (11/13/17)
ASUN

FREE THROWS MADE

Career 1 @ Bowling Green (11/18/17)
Season 1 @ Bowling Green (11/18/17)
ASUN

FREE THROWS ATTEMPTED

Career 2 @ Bowling Green (11/18/17)
Season 2 @ Bowling Green (11/18/17)
ASUN

MINUTES

Career 11 @ Siena (11/13/17)
Season 11 @ Siena (11/13/17)
ASUN

MISCELLANEOUS

	Season	Career
Double-Doubles		
20+ Points		
Team Leader Scoring		
10+ Rebounds		
5+ Offensive Rebounds		
10+ Defensive Rebounds		
Games W/ A Block	1	1
Multi-Block Games	1	1

CAREER STATS

Season	gp-gs	min/avg	Total		3-Point		F-Throws		Rebounds				Scoring						
			fg-fga	pct	fg-fga	pct	ft-fa	pct	off	def	tot	avg	pts	fo	ast	to	blk	stl	avg
2017-18	2-0	19/9.5	2-3	.667	0-0	.000	1-2	.500	3	3	6	3.0	5	0	0	1	2	0	2.5
TOTAL	2-0	19/9.5	2-3	.667	0-0	.000	1-2	.500	3	3	6	3.0	5	0	0	1	2	0	2.5



High School

Rated as a 3-star recruit by Rivals ... tabbed as the 16th-best player in the entire talent-laden state of Georgia ... did not play as a senior (injury) ... averaged 11 points, 12 rebounds and 5 blocks per game as a junior.

GAME-BY-GAME STATS

Opponent	Date	gs	min	Total fg-fga	pct	3fg-fga	pct	Free throws ft-fa	pct	Rebounds				pf	a	t/o	blk	stl	pts	avg
at Siena	11/13/17	11		1-2	.500	0-0	.000	0-0	.000	0	1	1	1.0	1	0	0	2	0	2	2.0
at Bowling Green	11/18/17	8		1-1	1.000	0-0	.000	1-2	.500	3	2	5	3.0	0	0	1	0	0	3	2.5
Totals		0	19	2-3	.667	0-0	.000	1-2	.500	3	3	6	3.0	1	0	1	2	0	5	2.5

Games played: 2
Minutes/game: 9.5
Points/game: 2.5
FG Pct: 66.7
FT Pct: 50.0

Rebounds/game: 3.0
Turnovers/game: 0.5
Blocks/game: 1.0



31 | DINERO MERCURIUS

R-Jr. | G | 6-4 | 200 | Orlando, Fla. | Daytona State/UTRGV/USF | Faith Baptist Christian

RECORD PERFORMANCES

POINTS

Career 37 vs. Trinity Valley CC (11/25/16)
Season 16 @ rv UT Arlington (12/9/17)
ASUN

REBOUNDS

Career 10 @ St. Petersburg (12/14/16)
Season 3 @ Siena (11/13/17)
ASUN

ASSISTS

Career 10 vs. South Georgia Tech (11/11/16)
Season 2 @ Siena (11/13/17)
ASUN

STEALS

Career 3, 5x, Last vs. FSCJ (1/21/17)
Season 1, 4x, Last @ rv UT Arlington (12/9/17)
ASUN

FIELD GOALS MADE

Career 11 vs. Trinity Valley CC (11/25/16)
Season 5, 2x, Last vs. FAU (12/5/17)
ASUN

FIELD GOALS ATTEMPTED

Career 22 @ College of Central Florida (2/15/17)
Season 11 vs. Illinois State (11/11/17)
ASUN

FREE THROWS MADE

Career 13 @ College of Central Florida (1/11/17)
Season 5 @ rv UT Arlington (12/9/17)
ASUN

FREE THROWS ATTEMPTED

Career 14 vs. Tallahassee CC (12/11/16)
Season 5 @ rv UT Arlington (12/9/17)
ASUN

3-POINT FIELD GOALS MADE

Career 6, 3x, Last @ College of Central Florida (1/11/17)
Season 4 vs. Middle Tennessee (12/2/17)
ASUN

3-POINT FIELD GOALS ATTEMPTED

Career 14, 2x, Last @ College of Central Florida (1/11/17)
Season 8 vs. Illinois State (11/11/17)
ASUN

MINUTES

Career 41 vs. Trinity Valley CC (11/25/16)
Season 24, 2x, Last vs. FAU (12/5/17)
ASUN

MISCELLANEOUS

	Season	Career
Double-Figure Points	5	31
20+ Points		11
Double-Doubles		1
5+ Assists		4
Double-Figure Assists		1
Multi Steal Games		21

CAREER STATS

			Total		3-Point		F-Throws		Rebounds											Scoring	
Season	gp-gs	min/avg	fg-fga	pct	fg-fga	pct	ft-fla	pct	off	def	tot	avg	pf	fo	ast	to	blk	stl	pts	avg	
2014-15*	29-3	404/13.9	33-84	.393	8-39	.205	23-28	.821	16	39	55	1.9	54	1	21	15	0	11	97	3.3	
2016-17*	29-29	869/30.0	146-363	.402	87-228	.382	136-158	.861	23	109	132	4.6	56	0	82	43	7	50	515	17.8	
2017-18	9-2	174/19.3	28-59	.475	22-47	.468	9-10	.900	2	9	11	1.2	14	0	3	12	0	4	87	9.7	
TOTAL	9-2	174/19.3	28-59	.475	22-47	.468	9-10	.900	2	9	11	1.2	14	0	3	12	0	4	87	9.7	
All*	67-34	1447/21.6	207-506	.409	117-314	.373	168-196	.857	41	157	198	3.0	124	1	106	70	7	65	699	10.4	

NOTEWORTHY

ASUN Newcomer of the Week (Dec. 11) after averaging 14.5 points while shooting 75 percent from both 3-point range (6-8), and the floor (9-12) ... injured his shoulder seconds after entering the Denver game and missed the next three games ... returned against Middle Tennessee, knocking down a season-high four 3-pointers ... **has come off the bench and made three or more 3-pointers six games already this year** ... season-best 16 points at rv UT Arlington, and all 16 came in the 2nd half in just nine minutes of action ... **2nd-most 3-pointers on the team with 22, despite playing just eight full games.**

Transferred to FGCU in April of 2017 from Daytona State College.

As A Redshirt Sophomore At Daytona State

2016-17: Named to the Mid-Florida Conference First Team ... shot 38.2 percent from 3-point range (87-228).

As A Sophomore At University of Texas Rio Grande Valley

2015-16: Utilized a redshirt season in accordance with NCAA rules after transferring from USF.

As A Freshman At USF

2014-15: Averaged 3.3 points and 1.9 rebounds per game.

GAME-BY-GAME STATS

Opponent	Date	gs	min	Total		3-Pointers		Free throws		Rebounds				pf	a	t/o	blk	stl	pts	avg
				fg-fga	pct	3fg-fga	pct	ft-fa	pct	off	def	tot	avg							
ILLINOIS STATE	11/11/17	24	4-11	.364		3-8	.375	0-0	.000	1	1	2	2.0	3	1	0	0	0	11	11.0
at Siena	11/13/17	23	5-9	.556		3-7	.429	1-1	1.000	0	3	3	2.5	0	2	1	0	1	14	12.5
at Bowling Green	11/18/17	23	3-8	.375		3-7	.429	0-0	.000	0	2	2	2.3	1	0	2	0	1	9	11.3
at Middle Tennessee	11/21/17 *	17	1-4	.250		1-4	.250	3-3	1.000	0	1	1	2.0	4	0	1	0	0	6	10.0
DENVER	11/24/17	0	0-0	.000		0-0	.000	0-0	.000	0	0	0	1.6	0	0	0	0	0	0	8.0
MIDDLE TENNESSEE	12/2/17	23	4-8	.500		4-6	.667	0-1	.000	1	0	1	1.5	0	0	3	0	0	12	8.7
FAU	12/5/17	24	5-7	.714		3-4	.750	0-0	.000	0	1	1	1.4	3	0	2	0	1	13	9.3
at rv UT Arlington	12/9/17	19	4-5	.800		3-4	.750	5-5	1.000	0	1	1	1.4	1	0	2	0	1	16	10.1
ORAL ROBERTS	12/16/17 *	21	2-7	.286		2-7	.286	0-0	.000	0	0	0	1.2	2	0	1	0	0	6	9.7
Totals		2	174	28-59	.475	22-47	.468	9-10	.900	2	9	11	1.2	14	3	12	0	4	87	9.7

Games played: 9
Minutes/game: 19.3
Points/game: 9.7
FG Pct: 47.5
3FG Pct: 46.8
FT Pct: 90.0

Rebounds/game: 1.2
Assists/game: 0.3
Turnovers/game: 1.3
Assist/turnover ratio: 0.3
Steals/game: 0.4

@D_31_M



32 ANTRAVIOUS SIMMONS

R-Sr. | F | 6-9 | 250 | Miami, Fla. | VCU | South Miami HS

RECORD PERFORMANCES

POINTS

Career 21 vs. Stetson (3/6/16)
Season 15 vs. St. Francis Brooklyn (11/26/17)
ASUN 13 @ Stetson (1/7/17)

REBOUNDS

Career 12, 3x, Last @ Georgia Southern (12/4/16)
Season 8, 3x, Last vs. Webber Int'l (11/29/17)
ASUN 9 @ North Florida (1/30/16)

OFFENSIVE REBOUNDS

Career 6 @ Georgia Southern (12/4/16)
Season 5 vs. Illinois State (11/11/17)
ASUN 4, 4x, Last @ USC Upstate (2/18/17)

DEFENSIVE REBOUNDS

Career 9, 2x, Last @ #13 Michigan State (11/20/16)
Season 5, 3x, Last vs. FAU (12/5/17)
ASUN 6 vs. USC Upstate (1/16/16)

BLOCKS

Career 2, 5x, Last vs. North Carolina (3/17/16)
Season 1, 3x, Last vs. FAU (12/5/17)
ASUN 2 vs. Stetson (1/9/16)

FIELD GOALS MADE

Career 9 vs. Stetson (3/6/16)
Season 7 vs. St. Francis Brooklyn (11/26/17)
ASUN 6, 3x, Last @ Stetson (1/7/17)

FIELD GOALS ATTEMPTED

Career 14, 2x, Last @ #13 Michigan State (11/20/16)
Season 9, 2x, Last vs. FAU (12/5/17)
ASUN 9 @ Kennesaw State (1/21/16)

FREE THROWS MADE

Career 5, 4x, Last @ Georgia Southern (12/4/16)
Season 4 vs. Webber Int'l (11/29/17)
ASUN 5 vs. Lipscomb (2/18/16)

FREE THROWS ATTEMPTED

Career 8 @ Georgia Southern (12/4/16)
Season 4, 2x, Last vs. FAU (12/5/17)
ASUN 5, 3x, Last vs. Lipscomb (2/18/16)

MINUTES

Career 33 @ #13 Michigan State (11/20/16)
Season 25, 2x, Last vs. Oral Roberts (12/16/17)
ASUN 27 vs. USC Upstate (1/19/17)

MISCELLANEOUS

	Season	Career
Double-Doubles		4
20+ Points		1
Team Leader Scoring		3
10+ Rebounds		5
5+ Offensive Rebounds	1	3
10+ Defensive Rebounds		
Games W/ A Block	3	17
Multi-Block Games		5

CAREER STATS

Season	gp-gs	min/avg	Total		3-Point		F-Throws		Rebounds				Scoring						
			fg-fga	pct	fg-fga	pct	ft-fga	pct	off	def	tot	avg	pts	avg	pts	avg	pts	avg	pts
2014-15*	3-0	9/3.0	1-1	1.000	0-0	.000	0-0	.000	0	2	2	0.7	2	0.7	2	0.7	2	0.7	2
2015-16	34-16	562/16.5	112-207	.541	0-1	.000	45-72	.625	59	119	178	5.2	101	7.9	269	7.9	269	7.9	269
2016-17	34-11	492/14.5	79-141	.560	1-1	1.000	26-39	.667	42	75	117	3.4	80	5.4	185	5.4	185	5.4	185
2017-18	12-7	215/17.9	37-57	.649	0-0	.000	10-15	.667	23	34	57	4.8	39	7.0	84	7.0	84	7.0	84
TOTAL	80-34	1269/15.9	228-405	.563	1-2	.500	81-126	.643	124	228	352	4.4	220	6.7	538	6.7	538	6.7	538
All*	83-34	1278/15.4	229-406	.564	1-2	.500	81-126	.643	124	230	354	4.3	222	6.5	540	6.5	540	6.5	540

NOTEWORTHY

After coming off the bench in the season opener, started the next two games at Siena and Bowling Green ... increased his scoring each of the first three games of the year: Illinois State (5), Siena (7), Bowling Green (8) ... season-high 15 points on 7-9 shooting against St. Francis Brooklyn ... balanced effort with eight points and eight rebounds in just 16 minutes versus Webber International ... 13 points and six rebounds in the 1st half against FAU.



@dreamchasertray

GAME-BY-GAME STATS

				Total		3-Pointers		Free throws		Rebounds										
Opponent	Date	gs	min	fg-fga	pct	3fg-fga	pct	ft-fga	pct	off	def	tot	avg	pf	a	t/o	blk	stl	pts	avg
ILLINOIS STATE	11/11/17		18	2-3	.667	0-0	.000	1-2	.500	5	3	8	8.0	2	2	2	0	1	5	5.0
at Siena	11/13/17	*	17	3-5	.600	0-0	.000	1-1	1.000	3	5	8	8.0	3	2	1	0	2	7	6.0
at Bowling Green	11/18/17	*	16	4-5	.800	0-0	.000	0-1	.000	1	1	2	6.0	5	0	1	0	1	8	6.7
at Middle Tennessee	11/21/17		16	3-4	.750	0-0	.000	0-1	.000	2	1	3	5.3	4	0	1	0	0	6	6.5
DENVER	11/24/17	*	14	2-4	.500	0-0	.000	0-0	.000	0	1	1	4.4	3	0	0	1	0	4	6.0
NAVY	11/25/17		14	3-3	1.000	0-0	.000	0-0	.000	0	1	1	3.8	1	1	2	1	1	6	6.0
ST. FRANCIS BROOKLYN	11/26/17		20	7-9	.778	0-0	.000	1-2	.500	4	3	7	4.3	4	2	1	0	0	15	7.3
WEBBER INTERNATIONA	11/29/17		16	2-3	.667	0-0	.000	4-4	1.000	3	5	8	4.8	1	3	2	0	0	8	7.4
MIDDLE TENNESSEE	12/2/17	*	25	2-5	.400	0-0	.000	0-0	.000	0	4	4	4.7	5	0	2	0	0	4	7.0
FAU	12/5/17	*	24	5-9	.556	0-0	.000	3-4	.750	1	5	6	4.8	5	1	1	1	0	13	7.6
at rv UT Arlington	12/9/17	*	10	1-3	.333	0-0	.000	0-0	.000	1	3	4	4.7	3	0	1	0	0	2	7.1
ORAL ROBERTS	12/16/17	*	25	3-4	.750	0-0	.000	0-0	.000	3	2	5	4.8	3	1	0	0	1	6	7.0
Totals		7	215	37-57	.649	0-0	.000	10-15	.667	23	34	57	4.8	39	12	14	3	6	84	7.0

Games played: 12
Minutes/game: 17.9
Points/game: 7.0
FG Pct: 64.9
FT Pct: 66.7

Rebounds/game: 4.8
Assists/game: 1.0
Turnovers/game: 1.2
Assist/turnover ratio: 0.9
Steals/game: 0.5
Blocks/game: 0.3



PROGRAM CAREER LEADERS

POINTS

1. 1835 - Bernard Thompson (134 Games) - 2011-15
2. 1477 - Brett Comer (137 Games) - 2011-15
3. 1367 - Ryan Hopkins (88 Games) - 2002-05
4. 1306 - Chase Fieler (134 Games) - 2010-14
5. 1241 - Sherwood Brown (119 Games) - 2009-13
6. 1086 - Casey Wohlleb (87 Games) - 2005-08
7. 1084 - Marc-Eddy Norelia (92 Games) - 2014-17
- 8. 1061 - CHRISTIAN TERRELL (113 GAMES) - 2014-**
9. 985 - Bryan Crislip (89 Games) - 2002-05
10. 949 - Reed Baker (74 Games) - 2008-11

REBOUNDS

1. 714 - Chase Fieler (253o-461d) - 2010-14
2. 623 - Bernard Thompson (170o-453d) - 2011-15
3. 611 - Marc-Eddy Norelia (197o-414d) - 2014-17
4. 589 - Sherwood Brown (179o-410d) - 2009-13
5. 570 - Adam Liddell (159o-411d) - 2005-08
6. 536 - Demetris Morant (207o-329d) - 2014-17
7. 453 - Brett Comer (103o-350d) - 2011-15
- 8. 406 - CHRISTIAN TERRELL (84o, 322d) - 2014-**
9. 382 - Anthony Banks (206o-176d) - 2008-11
10. 380 - Derrick O'Neil (152o-228d) - 2008-10

STEALS

1. 262 - Bernard Thompson - 2011-15
2. 194 - Bryan Crislip - 2002-05
3. 181 - Brett Comer - 2011-15
4. 155 - Rob Quaintance - 2006-08
5. 120 - Sherwood Brown - 2009-13
6. 117 - Yavney Neptune - 2004-08
7. 108 - Chase Fieler - 2010-14
8. 106 - Gabe Pean - 2002-06
- 9. 104 - ZACH JOHNSON - 2015-**
10. 102 - Beau Bauer - 2005-07

FIELD GOALS MADE

1. 636 - Bernard Thompson (134 Games) - 2011-15
2. 536 - Brett Comer (137 Games) - 2011-15
3. 487 - Chase Fieler (134 Games) - 2010-14
4. 462 - Ryan Hopkins (88 Games) - 2002-05
5. 447 - Sherwood Brown (119 Games) - 2009-13
6. 430 - Marc-Eddy Norelia (92 Games) - 2014-17
- 7. 381 - CHRISTIAN TERRELL (113 GAMES) - 2014-**
8. 378 - Casey Wohlleb (87 Games) - 2005-08
- 9. 331 - ZACH JOHNSON (80 GAMES) - 2015-**
10. 321 - Adam Liddell (82 Games) - 2005-08

FIELD GOAL % (MIN. 200 MADE)

1. .666 - Demetris Morant (275-413) - 2014-17
- 2. .563 - ANTRAVIOUS SIMMONS (228-405) - 2015-**
3. .535 - Marc-Eddy Norelia (430-803) - 2014-17
4. .524 - Anthony Banks (317-605) - 2008-11
5. .523 - Robinson Tisme (294-562) - 2002-04
6. .502 - Chase Fieler (487-971) - 2010-14
7. .486 - Kyle Marks (202-416) - 2008-10
- 8. .484 - BRANDON GOODWIN (288-595) - 2016-**
9. .472 - Adam Liddell (321-680) - 2005-08
10. .456 - Sherwood Brown (447-981) - 2009-13

3-POINTERS MADE

1. 355 - Ryan Hopkins (88 games) - 2002-05
 2. 219 - Bernard Thompson (134 games) - 2011-15
 3. 182 - Filip Cvjeticanin (131 games) - 2011-14,15-16
 4. 178 - Christophe Varidel (99 games) - 2010-13
 5. 174 - Bryan Crislip (89 games) - 2002-05
 6. 157 - Sherwood Brown (119 games) - 2009-13
 - 7. 144 - CHRISTIAN TERRELL* (113 GAMES) - 2014-**
 8. 130 - Reed Baker (74 games) - 2008-11
 9. 118 - Delvin Franklin (62 games) - 2007-09
 10. 114 - Casey Wohlleb (87 games) - 2005-08
- * Also ranked 4th in 3PT% at .378 (144-381)

FREE THROWS MADE

1. 344 - Bernard Thompson (134 Games) - 2011-15
2. 304 - Brett Comer (137 Games) - 2011-15
3. 231 - Reed Baker (74 Games) - 2008-11
4. 229 - Chase Fieler (134 Games) - 2010-14
5. 223 - Marc-Eddy Norelia (92 Games) - 2014-17
6. 216 - Casey Wohlleb (87 Games) - 2005-08
- 7. 203 - BRANDON GOODWIN (46 GAMES) - 2016-**
8. 195 - Bryan Crislip (89 Games) - 2002-05
9. 190 - Sherwood Brown (119 Games) - 2009-13
- 10. 186 - ZACH JOHNSON (80 GAMES) - 2015-**

ASSISTS

1. 845 - Brett Comer - 2011-15
2. 606 - Bryan Crislip - 2002-05
3. 337 - Rob Quaintance - 2006-08
- 4. 250 - ZACH JOHNSON - 2015-**
5. 246 - Bernard Thompson - 2011-15
6. 225 - Gabe Pean - 2002-06
- 7. 217 - CHRISTIAN TERRELL - 2014-**
8. 203 - Chase Fieler - 2010-14
- 9. 195 - BRANDON GOODWIN - 2016-**
10. 192 - Reggie Chambers - 2008-10



SPECIALTY STATS

Opponent	T/O	2ndCh	Paint	FastB	Bench	Ties	Leads	WL	Score	Leads overcome
Illinois State	18	15	48	21	18	2	6	W	98-87	trailed by 6 1st-10:19
Siena	21	15	50	17	25	1	1	W	86-53	trailed by 3 1st-18:57
Bowling Green	11	16	44	10	18	2	3	L	80-83	lost 13 1st-10:15
Middle Tennessee	13	6	34	2	18	0	0	L	72-85	lost 2 1st-18:01
Denver	24	11	35	7	22	1	5	W	79-71	trailed by 4 1st-16:35
Navy	8	14	36	6	14	0	5	W	70-54	trailed by 4 1st-03:10
St. Francis Brooklyn	11	16	48	13	25	0	0	W	75-51	
Webber International	24	29	70	28	47	0	0	W	115-61	
Middle Tennessee	24	5	30	8	14	1	1	L	76-81	lost 12 1st-15:43
FAU	8	11	42	5	26	2	3	L	88-92	lost 14 1st-01:46
rv UT Arlington	24	9	26	4	27	3	3	W	85-78	trailed by 7 1st-11:24
Oral Roberts	12	9	22	5	25	0	1	L	64-83	lost 3 1st-19:01
Totals	198	156	485	126	279	12	28			
Average/Game	16.5	13.0	40.4	10.5	23.2	1.0	2.3			
Opponent	174	158	394	59	261	25	30			
Average/Game	14.5	13.2	32.8	4.9	21.8	2.1	2.5			

Through the first eight games of the year, the Eagles were +43 in second-chance points, but in the last four contests they are -46.

PAINT EMPHASIS

FGCU led the country in points in the paint per game last year at **41.3**. Included in that average were a pair of then-D-I program record performances of 68 points in the paint versus Ave Maria and Florida National.

NATIONAL LEADERS: POINTS IN THE PAINT

FGCU	41.3 / GAME
Utah	41.1 / GAME
North Carolina	39.9 / GAME
VCU	38.2 / GAME
Kentucky	37.3 / GAME

CHARGES TAKEN

Brandon Goodwin: 3
Michael Gilmore: 1

Christian Terrell: 5
Ricky Doyle: 1

Christian Carlyle: 1

STATISTICAL TRENDS

Games Decided By:
5 Points Or Less: 0-3
6-10 Points: 2-0
11-15 Points: 1-1
16-20 Points: 1-1
20+ Points: 3-0

Leading At The Half: 7-2
Trailing At The Half: 0-3
Tied At The Half: 0-0

Leading With 5 Minutes Left: 7-0
Trailing With 5 Minutes Left: 0-5
Tied With 5 Minutes Left: 0-0

Shooting 40% Or Better: 7-5
Shooting Less Than 40%: 0-0
Opponent 40% Or Better: 3-5
Opponent Less Than 40%: 4-0
Shooting Better Than Opponent: 5-2
Shooting Worse Than Opponent: 2-3

Outrebounding Opponent: 6-1
Opponent Outrebounds: 1-4
Rebounds Tied: 0-0

More Turnovers Than Opponent: 3-3
Fewer Turnovers Than Opponent: 3-2
Same Turnovers As Opponent: 1-0

Scoring 80 Or More Points: 4-2
Scoring 70-79 Points: 3-2
Scoring 60-69 Points: 0-1
Scoring 50-59 Points: 0-0
Scoring 49 Or Fewer Points: 0-0

Largest Margin Of Victory:
54 vs. Webber International
Smallest Margin Of Victory:
7 @ rv UT Arlington
Largest Margin Of Defeat:
19 vs. Oral Roberts
Smallest Margin Of Defeat:
3 @ Bowling Green

Entering this season - in four years under Doolley - FGCU had surrendered a double-figure lead and lost a game just four times. Already this year, the Eagles have lost three double-figure leads: 13 at Bowling Green, 12 vs. Middle Tennessee and 14 vs. FAU. The three double-figure leads lost through just 12 games are already the most in a single season since the 2012-13 team surrendered five such advantages, including an 11-point edge in the Sweet Sixteen against Florida. FGCU has lost consecutive double-figure point leads against Middle Tennessee and FAU. It's just the third time in program history (2002-03, 2012-13) that the Eagles have given up back-to-back double-figure point leads.

2016-17 DUNK LEADERS

Helping fuel that low-post production was **FGCU finishing 3rd in the nation with 159 dunks** - 11 more than the original Dunk City Sweet Sixteen team in 2012-13.

FLORIDA STATE 183

KENTUCKY 179

FGCU 159

Individual Leaders

Tacko Fall (UCF): 106

Bam Adebayo (Kentucky): 101

Demetris Morant (FGCU): 97



THE BASICS

ABOUT FGCU

School.....	Florida Gulf Coast University (FGCU)
City.....	Fort Myers, FL
Established.....	Founded: 1991 First Classes: 1997
Enrollment.....	14,970
Nickname.....	Eagles
Colors.....	Green & Blue
Facility (Capacity).....	Alico Arena (4,633: 4,333 Seats + 300 SR)
Program's First Season.....	2002-03
First Year in Division I... 2007-08 (Postseason Eligible: 2011-12)	
Conference.....	ASUN

PROGRAM INFORMATION

2016-17 Overall/ASUN Record	26-8/12-2 (1st Place)
2016-17 Postseason	NCAA Tournament (14 Seed)
.....	First Round: L, 86-80 vs. 3 Florida State
Letterwinners Returning/Lost	8/7
Starters Returning/Lost	4/1
Newcomers Eligible.....	11 (3 Transfers Sitting Out; 2 Walk-Ons)
Seniors	4 (1 Walk-On)
Juniors	7 (2 Transfers Sitting Out; 1 Eligible In Dec.; 1 Walk-On)
Sophomores	4 (1 Walk-On)
Freshmen	4 (2 Walk-Ons)
All-Time Record (2002-03-Current).....	292-200
Division I Record (2007-08-Current).....	178-161
ASUN Record (2007-08-Current).....	91-81
All-Time Home Record.....	196-63
All-Time Road Record	82-126
All-Time Neutral Record	13-9
ASUN Tournament Record (Appearances)	14-3 (6)
NCAA Tournament Record (Appearances).....	3-3 (3)
NIT Record (Appearances)	0-1 (1)
CIT Record (Appearances).....	0-1 (1)

• FGCU has won a combined **65** conference regular season and tournament titles **IN ONLY 10+ YEARS** in Division I as a member of the ASUN Conference & Coastal Collegiate Sports Association (women's swimming & diving).

• In just **6+ YEARS** of D-I postseason eligibility, FGCU has sent **21 TEAMS** to the NCAA Tournament, while men's golf (2012, 2013, 2015), swimming (2012, 2013, 2014, 2015, 2016, 2017) and men's tennis (2014) have had an individual(s) participate in their respective NCAA Championship, bringing **THE TOTAL NCAA APPEARANCES FOR FGCU TO 31**.

• In 2016-17, FGCU won 10 regular season or tournament conference championships, with men's soccer winning its **FIRST NCAA TOURNAMENT** game, baseball winning a game in its **FIRST NCAA REGIONAL** and swimming & diving earning an eighth CCSA Championship in nine years.

• FGCU claimed its fourth **ASUN ALL-SPORTS TROPHY** in five years in 2016-17 and posted a record **6TH-PLACE FINISH** in the DI-AAA Learfield Directors' Cup.

• The Eagles had **SEVEN STUDENT-ATHLETES SIGN PROFESSIONAL CONTRACTS IN 2016**, including Whitney Knight (WNBA, Los Angeles Sparks), Rodrigo Saravia (MLS, Columbus Crew SC), Aaron Guillen (MLS, FC Dallas) and Jake Noll (MLB, Washington Nationals).

• FGCU's student-athlete population earned a **NEAR-RECORD-TYING CUMULATIVE GPA OF 3.27** for the Spring 2017 semester, which surpassed that of the overall FGCU student body (3.08) for the 16th-consecutive semester.


CHRIS SALE

• 2010 Collegiate Baseball Player of the Year with FGCU

• 13th overall selection in the 2010 MLB Draft

• 6x AL All-Star ('15, '16 Starter)

• 2013 All-Star Game-Winning Pitcher



BROOKE SWEAT

• Partner in one of just two USA Olympic Beach Volleyball pairs in Rio 2016

• 2x AVP Defensive Player of the Year





BOX SCORES

G1 vs. ILLINOIS STATE

Illinois State 87 • 0-1

#	Player	Total		3-Ptr		Rebounds			PF	TP	A TO Blk Stl				Min
		FG-FGA	FG-FGA	FT-FTA	Off Def Tot	PF	TP	A TO Blk Stl							
10	Fayne, Phil	f	11-18	0-0	2-7	2	2	4	3	24	1	0	2	2	36
52	Yarbrough, Milik	f	3-8	0-0	2-5	1	7	8	1	8	10	4	1	0	30
03	Evans, Keyshawn	g	10-17	7-13	1-1	0	2	2	5	28	7	2	0	0	33
23	Tinsley, William	g	1-4	1-4	0-0	0	4	4	3	3	2	0	2	0	29
25	Williams, Madison	g	2-4	1-2	0-0	0	0	0	4	5	1	1	0	0	20
00	Gassman, Isaac	g	0-0	0-0	0-0	0	1	1	2	0	1	1	0	1	15
24	Martin, Jerron	g	1-6	1-3	2-3	0	1	1	3	5	1	3	0	0	15
30	Litwiller, Luke	g	0-0	0-0	0-0	0	0	0	0	0	0	0	0	0	1
32	Bruninga, Taylor	g	5-8	4-7	0-0	0	2	2	5	14	1	0	0	0	21
Team					2	0	2								
Totals			33-65	14-29	7-16	5	19	24	26	87	24	11	5	3	200

FG % 1st Half: 16-35 45.7% 2nd half: 17-30 56.7% Game: 33-65 50.8%
 3FG % 1st Half: 6-15 40.0% 2nd half: 8-14 57.1% Game: 14-29 48.3%
 FT % 1st Half: 4-7 57.1% 2nd half: 3-9 33.3% Game: 7-16 43.8%

Deadball Rebounds 4,1

FGCU 98 • 1-0

#	Player	Total		3-Ptr		Rebounds			PF	TP	A TO Blk Stl				Min
		FG-FGA	FG-FGA	FT-FTA	Off Def Tot	PF	TP	A TO Blk Stl							
15	DOYLE, Ricky	f	3-3	0-0	2-3	0	1	1	5	8	0	1	0	0	9
00	GOODWIN, Brandon	g	6-13	0-1	9-12	2	6	8	0	21	7	2	0	3	36
05	JOHNSON, Zach	g	8-19	3-12	8-9	1	3	4	0	27	4	3	1	4	39
11	TERRELL, Christian	g	6-12	1-2	0-0	0	8	8	1	13	1	2	2	1	38
23	CARLYLE, Christian	g	2-3	0-0	7-10	4	5	9	3	11	1	1	2	0	25
21	ERNST, Brady	g	1-1	0-0	0-1	0	3	3	2	2	0	0	0	0	11
31	MERCURIUS, Dinero	g	4-11	3-8	0-0	1	1	2	3	11	1	0	0	0	24
32	SIMMONS, Antravious	g	2-3	0-0	1-2	5	3	8	2	5	2	2	0	1	18
Team					4	1	5								
Totals			32-65	7-23	27-37	17	31	48	16	98	16	12	5	9	200

FG % 1st Half: 16-32 50.0% 2nd half: 16-33 48.5% Game: 32-65 49.2%
 3FG % 1st Half: 2-9 22.2% 2nd half: 5-14 35.7% Game: 7-23 30.4%
 FT % 1st Half: 11-14 78.6% 2nd half: 16-23 69.6% Game: 27-37 73.0%

Deadball Rebounds 6,1

Officials: John Hampton (R), Jose A. Carrion, Archibald Whaley
 Technical fouls: Illinois State-None. FGCU-None.
 Attendance: 4335
 Season Opener

Score by periods	1st	2nd	Total
Illinois State	42	45	87
FGCU	45	53	98

Last FG - ILS 2nd-03:29, FGCU 2nd-00:51.
 Largest lead - ILS by 6 1st-10:19, FGCU by 11 2nd-00:26.
 ILS led for 06:59, FGCU led for 28:56. Game was tied for 04:05.

Score tied - 8 times.
 Lead changed - 12 times.

G3 @ BOWLING GREEN

FGCU 80 • 2-1

#	Player	Total		3-Ptr		Rebounds			PF	TP	A TO Blk Stl				Min
		FG-FGA	FG-FGA	FT-FTA	Off Def Tot	PF	TP	A TO Blk Stl							
15	DOYLE, Ricky	f	5-9	0-1	1-1	3	4	7	4	11	0	1	1	1	18
32	SIMMONS, Antravious	f	4-5	0-0	0-1	1	1	2	5	8	0	1	0	1	16
00	GOODWIN, Brandon	g	4-16	1-6	8-10	1	6	7	1	17	5	2	0	1	33
05	JOHNSON, Zach	g	2-10	0-3	4-4	0	5	5	2	8	4	6	0	2	34
11	TERRELL, Christian	g	8-11	2-4	0-0	0	5	5	4	18	2	1	2	0	33
03	ROGERS, Darnell	g	0-0	0-0	0-0	0	0	0	0	0	0	0	0	0	2
13	SCOTT Jr, RaySean	g	1-4	0-2	0-0	0	2	3	2	1	1	1	1	0	9
21	ERNST, Brady	g	1-1	0-0	0-1	0	2	2	1	2	0	0	0	0	7
23	CARLYLE, Christian	g	1-6	0-0	0-0	1	2	3	2	2	1	1	1	0	17
30	THOMAS, Brian	g	1-1	0-0	1-2	3	2	5	0	3	0	1	0	0	8
31	MERCURIUS, Dinero	g	3-8	3-7	0-0	0	2	2	1	9	0	2	0	1	23
Team					2	0	2								
Totals			30-71	6-23	14-19	11	31	42	23	80	13	16	5	6	200

FG % 1st Half: 17-35 48.6% 2nd half: 13-36 36.1% Game: 30-71 42.3%
 3FG % 1st Half: 2-8 25.0% 2nd half: 4-15 26.7% Game: 6-23 26.1%
 FT % 1st Half: 7-11 63.6% 2nd half: 7-8 87.5% Game: 14-19 73.7%

Deadball Rebounds 1

Bowling Green 83 • 2-1

#	Player	Total		3-Ptr		Rebounds			PF	TP	A TO Blk Stl				Min
		FG-FGA	FG-FGA	FT-FTA	Off Def Tot	PF	TP	A TO Blk Stl							
01	WIGGINS, Demajeo	f	6-11	0-0	2-3	2	5	7	5	14	0	3	0	1	18
40	KOCH, Derek	f	2-6	0-1	5-8	3	8	11	2	9	2	3	0	0	29
03	CALDWELL, Rodrick	g	5-10	1-3	0-0	1	0	1	1	11	1	1	0	0	24
05	FRYE, Dylan	g	3-11	2-5	7-8	1	5	6	2	15	2	1	0	0	32
10	TURNER, Justin	g	6-14	2-3	6-8	1	6	7	2	20	1	5	0	4	36
00	CUMMINGS, Nelly	g	3-5	0-0	1-2	0	1	1	2	7	1	0	0	0	19
13	UJU, Jeffrey	g	0-1	0-0	1-2	1	0	1	1	1	0	0	0	1	6
24	FOX, Matt	g	0-2	0-1	0-0	1	3	4	1	0	3	0	1	1	17
25	PLOWDEN, Daewon	g	2-6	1-2	1-2	1	2	3	0	6	0	0	0	0	16
52	GADSON, Joniya	g	0-0	0-0	0-0	0	1	1	3	0	0	1	3	0	3
Team					1	3	4								
Totals			27-66	6-15	23-33	12	34	46	19	83	10	14	4	7	200

FG % 1st Half: 12-37 32.4% 2nd half: 15-29 51.7% Game: 27-66 40.9%
 3FG % 1st Half: 3-10 30.0% 2nd half: 3-5 60.0% Game: 6-15 40.0%
 FT % 1st Half: 13-18 72.2% 2nd half: 10-15 66.7% Game: 23-33 69.7%

Deadball Rebounds 6

Officials: Steve McJunkins, Paul Szelc, Bart Wegenke
 Technical fouls: FGCU-None. Bowling Green-GADSON, Joniya.
 Attendance: 2440

Score by periods	1st	2nd	Total
FGCU	43	37	80
Bowling Green	40	43	83

Last FG - FGCU 2nd-00:44, BGSU 2nd-00:01.
 Largest lead - FGCU by 13 1st-10:15, BGSU by 6 2nd-01:17.
 FGCU led for 21:51, BGSU led for 17:03. Game was tied for 01:06.

Score tied - 3 times.
 Lead changed - 7 times.

#DunkCity

G2 @ SIENA

FGCU 86 • 2-0

#	Player	Total		3-Ptr		Rebounds			PF	TP	A TO Blk Stl				Min
		FG-FGA	FG-FGA	FT-FTA	Off Def Tot	PF	TP	A TO Blk Stl							
15	DOYLE, Ricky	f	3-7	0-1	3-6	6	5	11	1	9	3	0	1	1	27
32	SIMMONS, Antravious	f	3-5	0-0	1-1	3	5	8	3	7	2	1	0	2	17
00	GOODWIN, Brandon	g	6-13	1-6	3-3	0	5	2	2	16	4	6	0	2	26
05	JOHNSON, Zach	g	6-13	0-4	1-1	2	1	3	2	13	1	1	0	1	31
11	TERRELL, Christian	g	7-7	2-2	0-0	0	5	5	3	16	1	0	0	0	23
03	ROGERS, Darnell	g	0-0	0-0	0-0	0	0	0	0	0	0	0	0	0	6
20	McADOO, Ryan	g	0-1	0-0	0-0	0	1	1	0	0	0	2	0	1	2
21	ERNST, Brady	g	0-3	0-0	1-2	0	2	2	2	1	1	1	0	1	14
23	CARLYLE, Christian	g	1-3	0-0	4-6	4	1	5	5	6	1	2	0	1	18
30	THOMAS, Brian	g	1-2	0-0	0-0	0	1	1	1	2	0	0	2	0	11
31	MERCURIUS, Dinero	g	5-9	3-7	1-1	0	3	3	0	14	2	1	0	1	23
33	MAHONEY, Dolan	g	1-1	0-0	0-0	0	0	0	1	2	0	0	0	0	2
Team					3	4	7								
Totals			33-64	6-20	14-20	18	30	48	20	86	16	14	3	10	200

FG % 1st Half: 14-27 51.9% 2nd half: 19-37 51.4% Game: 33-64 51.6%
 3FG % 1st Half: 4-7 57.1% 2nd half: 2-13 15.4% Game: 6-20 30.0%
 FT % 1st Half: 8-10 80.0% 2nd half: 6-10 60.0% Game: 14-20 70.0%

Deadball Rebounds 3,2

Siena 53 • 0-2

#	Player		Total		3-Ptr		Rebounds			PF	TP					Min
			FG-FGA	FG-FGA	FT-FTA	Off	Def	Tot	A			TO	Blk	Stl		
15	Oduro, Prince	f	2-12	0-0	3-6	1	2	3	3	7	2	0	1	0	27	
32	Fisher, Evan	f	2-5	0-0	0-0	3	2	5	3	4	0	1	0	0	25	
05	Smithen, Kadeem	g	2-5	1-1	0-0	2	4	6	0	5	0	1	0	2	17	
21	Shivers, Ahsante	g	2-6	1-2	1-3	2	1	3	2	6	1	2	0	1	25	
25	Clareth, Nico	g	3-12	0-5	0-0	0	1	1	3	6	0	4	1	1	23	
02	Bentley, Christian		0-0	0-0	1-2	0	0	0	0	1	0	0	0	0	4	
11	Huerter, Jr, Thomas		1-1	0-0	0-0	1	3	4	3	2	1	0	0	0	11	
12	Diamond, Ben		0-0	0-0	0-0	0	0	0	0	0	0	1	0	0	1	
13	Richard, Khalil		4-10	1-3	3-4	1	1	2	1	12	0	2	0	1	26	
20	Penn, Roman		0-2	0-1	0-0	1	0	1	0	0	1	0	0	2	7	
23	Horn, Jordan		3-7	0-3	0-0	2	1	3	0	6	1	0	0	0	14	
34	Degnan, Kevin		0-1	0-0	2-2	0	0	0	0	2	0	1	0	0	4	
35	Friday, Sammy		0-2	0-0	2-2	2	0	2	0	2	1	1	2	0	16	
Team						2	1	3				1				
Totals				19-63	3-15	12-21	17	16	33	15	53	7	14	4	7	200
FG % 1st Half: 11-32			34.4%	2nd half: 8-31	25.8%	Game: 19-63			30.2%				Deadball			
3FG % 1st Half: 3-10			30.0%	2nd half: 0-5	0.0%	Game: 3-15			20.0%				Rebounds			
FT % 1st Half: 2-4			50.0%	2nd half: 10-17	58.8%	Game: 12-21			57.1%				4			

BOX SCORES

G5 vs. DENVER

Denver 71 • 1-3

#	Player	Total			3-Ptr		Rebounds			PF	TP	A			To	Blk	Stl	Min
		FG-FGA	FT-FGA	FT-FTA	Off	Def	Total	PF	TP			A	To	Blk				
00	Ade Murkey	* 1-3	0-0	0-0	2	2	4	3	2	5	0	1	0				32	
02	Joe Rosga	* 4-11	1-7	0-0	0	2	2	0	9	4	4	0	1				37	
05	Jake Pemberton	* 5-8	3-4	2-2	0	3	3	2	15	1	3	0	1				36	
11	Jake Krafka	* 3-5	0-2	0-0	1	1	2	4	6	1	4	0	0				19	
24	Daniel Amigo	* 7-13	1-3	3-6	2	8	10	5	18	2	2	0	1				29	
03	Elvin Rodriguez	1-4	0-1	5-7	0	1	1	2	7	0	1	0	0				11	
10	Jake Holtzmann	0-1	0-1	0-0	0	1	1	0	0	1	0	0	0				4	
32	Christian Mackey	5-6	0-0	0-0	3	3	6	4	10	0	1	0	0				17	
24	Abiola Akintola	2-4	0-0	0-1	1	1	2	2	4	0	0	0	2				15	
	Team				3	0	3			1								
	Totals	28-55	5-18	10-16	12	22	34	22	71	14	16	1	5				200	

FG % 1st Half: 13-24	54.2%	2nd half: 15-31	48.4%	Game: 28-55	50.9%	Deadball Rebounds 2
3FG % 1st Half: 3-10	30.0%	2nd half: 2-8	25.0%	Game: 5-18	27.8%	
FT % 1st Half: 3-7	42.9%	2nd half: 7-9	77.8%	Game: 10-16	62.5%	

FGCU 79 • 3-2

#	Player	Total		3-Ptr		Rebounds			PF	TP	A	To	Blk	Stl	Min
		FG-FGA	FG-FGA%	FT-FTA	Off	Def	Tot								
00	GOODWIN, Brandon	* 5-12	3-9	3-4	0	4	4	1	16	3	2	0	1	34	
05	JOHNSON, Zach	* 5-9	3-5	7-9	0	2	2	3	20	1	1	0	4	31	
11	TRELLER, Christian	* 5-11	2-6	4-5	0	4	4	0	16	5	4	0	0	33	
12	DOYLE, Ricky	* 0-0	0-0	1-2	0	2	2	4	1	1	1	1	2	13	
35	SIMMONS, Antravious	* 2-4	0-0	0-0	0	1	1	3	4	0	0	1	0	14	
03	ROGERS, Darnell	0-3	0-2	0-0	1	0	1	1	0	3	0	0	0	13	
13	SCOTT Jr, RaySean	7-8	0-0	1-1	5	3	8	2	15	0	0	1	0	26	
21	ERNST, Brady	1-2	0-0	2-2	1	0	1	1	4	0	0	1	1	18	
23	CARLYLE, Christian	1-5	1-2	0-0	1	0	1	2	3	3	1	0	0	18	
31	MERCURIUS, Dinero	0-0	0-0	0-0	0	0	0	0	0	0	0	0	0	0+	
	Team				1	3	4								
	Totals	26-54	9-24	18-23	9	19	28	17	79	16	9	4	8	200	

FG % 1st Half: 14-28 50.0%	2nd half: 12-26 46.2%	Game: 26-54 48.1%	Deadball Rebounds 2
3FG % 1st Half: 5-15 33.3%	2nd half: 4-9 44.4%	Game: 9-24 37.5%	
FT % 1st Half: 2-4 50.0%	2nd half: 16-19 84.2%	Game: 18-23 78.3%	

Officials: Landon Brandes (R), Christopher Merlo, Kenny Totten
Technical fouls: Denver-None. FGCU-None.
Attendance: 3517
Homewood Suites FGCU Shootout: Game 2
FGCU Ranked #13 In CollegeInsider.com Mid Major Top 25

Score by periods	1st	2nd	Total
Denver	32	39	71
FGCU	35	44	79

Points	Time	1/2	Change	Break	Score
DENMBB	32	7	14	2	21
EGCU	35	24	11	7	22

Last FG - DENMBB 2nd-00:22, FGCU 2nd-00:13.
Largest lead - DENMBB by 4 1st-16:35, FGCU by 10 2nd-00:10.
DENMBB led for 04:06. FGCU led for 29:15. Game was tied for 06:39.

G7 vs. ST. FRANCIS BROOKLYN

St. Francis Brooklyn 51 • 1-5

#	Player	Total		3-Ptr		Rebounds			PF	TP	A	To	Blk	Stl	Min
		FG-FGA	FG-FTR	FT-FTA	Off	Def	Tot								
00	DUNN, Rasheem	* 5-11	0-3	0-0	0	2	2	1	10	1	3	0	1	29	
10	SANABRIA, Glenn	* 1-6	0-3	0-0	0	1	1	1	2	1	0	0	1	22	
11	NURSE, Josh	* 1-1	0-0	1-2	1	4	5	4	3	2	2	1	0	22	
14	JORDAN, Jalen	* 3-8	2-5	1-2	0	1	1	0	9	0	1	0	0	28	
33	LASIC, Jagos	* 0-1	0-0	0-0	0	1	1	0	0	1	0	0	1	0	
02	HAWKINS, Chauncey	0-1	0-1	1-3	0	1	1	2	1	1	1	0	0	15	
04	ANDERSON, Gunnar	0-1	0-0	0-0	0	1	1	2	1	2	1	0	0	0	
05	EVANS, Yardeyah	0-4	0-2	2-3	0	4	4	1	1	1	0	0	0	20	
13	WILLIAMS, Keon	0-1	0-1	1-2	0	0	0	1	1	1	0	0	0	6	
15	NICHOLAS, Josh	2-5	0-0	0-0	0	0	0	1	4	0	0	1	1	17	
20	JOHNSON, Cort	3-7	0-0	2-4	1	3	4	1	8	0	0	1	0	18	
23	PORTER, Darelle	2-6	2-4	1-2	1	1	2	5	7	0	2	1	2	13	
24	HARRIS, Sam	0-0	0-0	0-0	0	0	0	0	0	0	0	0	0	1	
40	BECKFORD, Bryant	0-0	0-0	0-0	0	0	0	0	0	0	0	0	0	1	
	Team					1	2	3				1			
	Totals	19-52	4-21	9-18	4	22	26	17	51	5	14	3	6	200	

FG % 1st Half:	7-26	26.9%	2nd half:	12-26	46.2%	Game:	19-52	36.5%	Deadball Rebounds 7
3FG % 1st Half:	0-11	0.0%	2nd half:	4-10	40.0%	Game:	4-21	19.0%	
FT % 1st Half:	4-7	57.1%	2nd half:	5-11	45.5%	Game:	9-18	50.0%	

FGCU 75 • 5-2

#	Player	*	Total		3-Ptr		Rebounds			PF	TP	A	TO	Blk	Stl	Min
			FG-FGA	FT-FTA	FG-FGA	FT-FTA	Off	Def	Total							
00	GOODWIN, Brandon	*	2-13	1-4	0-0	0	4	4	1	5	2	2	0	0	27	
05	JOHNSON, Zach	*	3-12	0-1	2-2	0	4	4	0	8	3	1	0	3	28	
11	TESRELL, Christian	*	2-2	2-2	4-4	1	2	3	0	20	0	2	0	30		
15	SCOTT Jr, RickySeane	*	3-3	0-0	2-1	2	8	10	2	2	0	1	0	18		
16	DOYLE, Ricky	*	5-7	0-0	0-0	1	1	2	3	10	3	1	1	1	18	
02	KO, Joshua		0-1	0-0	0-0	0	0	0	0	0	0	0	0	4		
03	ROGERS, Darnell		1-2	0-0	1-2	0	0	0	1	3	1	3	0	12		
20	McADOO, Ryan		0-0	0-0	0-2	0	1	1	0	0	0	1	0	2		
21	ERNST, Brady		0-1	0-0	3-4	0	0	0	1	3	0	0	0	19		
23	CARLYLE, Christian		1-3	0-0	2-2	0	3	3	4	2	0	0	0	19		
32	SIMMONS, Antravious		7-9	0-0	1-2	4	3	7	4	15	2	1	0	20		
33	McHONEY, Dolan		0-0	0-0	0-0	0	0	0	0	0	0	0	0	2		
	Team					4	5	9								
	Totals		29-61	3-7	14-19	12	31	43	15	75	15	11	1	4	200	

FG % 1st Half: 15-35	42.9%	2nd half: 14-26	53.8%	Game: 29-61	47.5%	Deadball Rebounds 3
3FG % 1st Half: 2-6	33.3%	2nd half: 1-1	100.0	Game: 3-7	42.9%	
FT % 1st Half: 3-4	75.0%	2nd half: 11-15	73.3%	Game: 14-19	73.7%	

Officials: Landon Brandes (R), Steven Anderson, Andy Nagy
Technical fouls: St. Francis Brooklyn-None. FGCU-None.
Attendance: 2929
Homewood Suites FGCU Shootout: Game 6
FGCU Ranked #13 In CollegeInsider.com Top 25

Score by periods	1st	2nd	Total
St. Francis Brooklyn	18	33	51
FGCU	35	40	75

Last FG - SFBK 2nd-01:03, FGCU 2nd-03:39.
Largest lead - SFBK None, FGCU by 28 2nd-02:44.
SFBK led for 00:00. FGCU led for 39:04. Game was tied for 00:56.

Score tied - 0 times.
Lead changed - 0 times

G6 vs. NAVY

Navy 54 • 4-3

#	Player	Total		3-Ptr		Rebounds				PF	TP	A	TO	Blk	Stl	Min
		FG-FGA	FG-FGA	FT-FTA	FT-FTA	Off	Def	Tot								
01	Lacey, Tom	* 3-5	0-0	4-5		0	3	3		3	10	0	2	0	0	23
02	Abdullah, Hasan	* 1-6	1-4	1-2		0	2	2		3	4	1	4	0	2	28
14	Dulin, Bryce	* 6-13	1-5	0-1		3	1	4		2	13	1	1	0	2	32
20	Anderson, Shawn	* 5-11	0-2	3-4		0	4	4		2	13	1	1	0	1	29
40	Wieck, Evan	* 2-3	0-0	0-0		2	1	3		2	4	0	1	0	0	24
00	Fox, Nourse	0-2	0-1	0-0		1	0	1		1	0	0	0	0	1	8
05	Pearson, Ryan	0-3	0-2	0-0		0	0	0		1	0	0	0	0	0	7
10	Mathis, JR	0-1	0-1	0-0		0	0	0		0	0	0	0	0	0	4
21	Kiernan, George	0-7	0-2	0-0		3	1	4		0	0	0	1	0	0	19
22	Davis, Cam	0-3	0-1	0-0		0	0	0		0	0	0	0	0	0	12
23	Lewis, Mo	2-2	0-0	4-4		0	0	0		1	8	0	0	0	1	8
41	Riemersma, Tyler	1-2	0-0	0-0		0	0	0		0	2	0	0	0	1	8
	Team					1	3	4								
	Totals	20-58	2-18	12-16		10	15	25		15	54	3	10	0	8	200

FG % 1st Half: 10-32	31.3%	2nd half: 10-26	38.5%	Game: 20-58	34.5%	Deadball Rebounds 1
3FG % 1st Half: 2-11	18.2%	2nd half: 0-7	0.0%	Game: 2-18	11.1%	
FT % 1st Half: 4-4	100.0	2nd half: 8-12	66.7%	Game: 12-16	75.0%	

FGCU 70 • 4-2

#	Player	*	Total			3-Ptr		Rebounds			PF	TP	A	TO	Blk	Stl	Min
			FG-FGA	FG-FGA	FT-FTA	Off	Def	Tot									
00	GOODWIN, Brandon	*	7-11	2-6	3-4	0	4	4	1	19	2	4	0	0	0	33	
05	JOHNSON, Zach	*	6-12	3-6	2-2	0	5	5	2	17	3	1	0	1	0	34	
11	TRELL, Christian	*	5-9	2-3	0-0	3	7	10	0	12	1	0	1	0	30		
13	SCOTT Jr, RaySean	*	1-3	0-1	2-2	2	2	4	4	4	1	2	0	1	14		
15	DOYLE, Ricky	*	2-4	0-0	0-0	0	4	4	4	4	0	4	1	0	17		
02	KO, Joshua		0-0	0-0	0-0	0	0	0	0	0	0	0	0	0	1		
03	ROGERS, Darnell		0-1	0-1	0-0	0	0	0	1	0	0	3	0	0	9		
20	McADOO, Ryan		0-0	0-0	0-0	0	0	0	0	0	0	0	0	0	1		
21	ERNST, Brady		1-2	0-0	0-0	2	6	8	2	2	0	2	1	1	17		
23	CARLYLE, Christian		2-6	0-1	2-2	1	0	1	2	6	1	0	0	0	29		
32	SIMMONS, Antravious		3-3	0-0	0-0	0	1	1	1	6	1	2	1	1	14		
33	MAHONEY, Dolan		0-0	0-0	0-0	0	0	0	0	0	0	0	0	0	1		
	Team					1	2	3			1						
	Totals		27-51	7-18	9-10	9	31	40	17	70	9	19	4	4	200		

FG % 1st Half:	11-23	47.8%	2nd half:	16-28	57.1%	Game:	27-51	52.9%	Deadball Rebounds 1
3FG % 1st Half:	4-9	44.4%	2nd half:	3-9	33.3%	Game:	7-18	38.9%	
FT % 1st Half:	2-2	100.0	2nd half:	7-8	87.5%	Game:	9-10	90.0%	

Officials: Coy Gammon (R), Marc Ellard, Christopher Merlo
 Technical fouls: Navy-None. FGCU-None.
 Attendance: 3597
 Homewood Suites FGCU Shootout
 FGCU Ranked #13 CollegeInsider.com Mid-Major Top 25

Score by periods	1st	2nd	Total
Navy	26	28	54
FGCU	28	42	70

Points	In Paint	Off T/O	2nd Chance	Fast Break	Bench
NAVY	32	21	6	0	10
EGCU	36	8	14	6	14

Last FG - NAVY 2nd-00:14, FGCU 2nd-03:02.
Largest lead - NAVY by 4 1st-03:10, FGCU by 22 2nd-04:12.
NAVY led for 06:00. FGCU led for 32:04. Game was tied for 01:56

G8 vs. WEBBER INTERNATIONAL

Webber International 61 • 3-3

#	Player		Total			Rebounds			PF	TP	A	T	Blk	Stl	Min
			FG-FGA	FG-FGt	FT-FTA	Off	Def	Tot							
12	Evans, Austin	f	2-4	0-0	0-0	1	4	5	3	4	0	1	0	0	27
32	Chands, Johnathan	c	5-11	0-1	2-2	2	2	4	3	12	1	3	1	1	22
20	Orap, Nikita	g	0-6	0-4	0-0	0	1	1	1	0	0	3	0	1	22
21	Etienne, Rasheem	g	1-2	1-2	1-2	0	0	0	2	4	0	0	0	2	17
23	Vaughn, Osandai	g	2-5	1-3	0-0	0	3	3	1	5	2	2	0	1	12
00	Luke, Tommie		6-11	0-1	0-0	0	1	1	2	12	4	4	0	1	26
02	Williams, Shaquille		1-4	1-3	0-0	1	1	2	1	3	1	3	0	0	14
03	Blocker, Nicholas		2-8	0-2	0-0	1	0	1	2	4	0	0	0	1	19
0	Serrano, Joseph		1-2	0-0	0-0	0	0	0	0	2	3	0	0	0	17
24	Woodmansee, Garrett		5-11	5-11	0-0	0	2	2	1	15	0	2	0	0	24
	Team					0	1	1							
	Totals		25-64	8-27	3-4	5	15	20	16	61	11	18	2	7	200

FG % 1st Half:	9-30	30.0%	2nd half:	16-34	47.1%	Game:	25-64	39.1%	Deadball
3FG % 1st Half:	1-9	11.1%	2nd half:	7-18	38.9%	Game:	8-27	29.6%	Rebounds
FT % 1st Half:	2-2	100.0%	2nd half:	1-2	50.0%	Game:	3-4	75.0%	1

FGCU 115 • 6-2

#	Player	Total			Rebounds			PF	TP	A	To	Blk	Stl	Min	
		FG-FGA	FG-FGT	FT-FTA	Off	Def	Tot								
13	SCOTT Jr, RaySean	f	5-5	0-0	0-0	4	3	7	1	10	1	1	1	14	
15	DOYLE, Ricky		5-6	0-0	0-0	3	3	6	1	10	2	1	0	16	
00	GOODWIN, Brandon		3-11	0-4	8-8	1	1	2	1	14	10	2	1	25	
05	JOHNSON, Zach		7-14	1-6	1-2	0	3	3	1	16	2	0	0	30	
11	TERRELL, Christian		7-12	3-6	1-2	3	7	10	0	18	5	0	1	21	
02	KO, Joshua		2-7	1-2	0-0	1	1	2	0	5	0	0	0	7	
03	ROGERS, Darnell		4-6	3-4	0-0	0	0	0	1	11	0	2	0	23	
20	McADOO, Ryan		0-1	0-0	1-2	0	0	0	0	1	0	0	0	4	
21	ERNST, Brady		3-3	0-0	1-4	3	8	11	1	7	2	0	0	20	
23	CARLYLE, Christian		6-11	1-2	0-0	1	3	4	1	13	3	1	0	26	
28	SIMMONS, Antvranious		2-3	0-0	4-4	3	5	8	1	8	3	2	0	16	
33	MAHONEY, Dolan		1-2	0-1	0-0	2	0	2	1	2	1	0	0	8	
	Team					2	0	2			1				
	Totals		45-81	9-25	16-22	23	34	57	9	115	29	10	3	14	200

FG % 1st Half: 26-40	65.0%	2nd half: 19-41	46.3%	Game: 45-81	55.6%	Deadball
3FG % 1st Half: 5-15	33.3%	2nd half: 4-10	40.0%	Game: 9-25	36.0%	Rebounds
FT % 1st Half: 6-8	75.0%	2nd half: 10-14	71.4%	Game: 16-22	72.7%	4

Officials: Vladimir Voyard-Tadal (R), Archibald Whaley, Suyash Mehta
Technical fouls: Webber International-Blocker, Nicholas. FGCU-GOODWIN,
Brandon.
Attendance: 3100
Homewood Suites FGCU Shootout (Regional-Site Round)
Game Is An Exhibition Contest For Webber International
FGCU Ranked #13 CollegeInsider.com Mid-Major Top 25 Poll

Score by periods	1st	2nd	Total
Webber International	21	40	61
EGCIJ	63	52	115

	In	Off	2nd	Fast	
Points	Paint	T/O	Chance	Break	Bench
WIUMBB	28	7	6	11	36
EGCU	20	24	20	28	47

Last FG - WIUMBB 2nd-04:50, FGCU 2nd-01:39.
Largest lead - WIUMBB None, FGCU by 54 2nd-01:14.
WIUMBB led for 00:00. FGCU led for 39:31. Game was tied for 00:29.

Score tied - 0 times.
Lead changed - 0 times



BOX SCORES

G9 vs. MIDDLE TENNESSEE

Middle Tennessee 81 • 5-1

#	Player	Total		3-Ptr		Rebounds			PF	TP	A	TO	Blk	Stl	Min
		FG-FGA	FG-FGA	FT-FTA	Off Def Tot	PF	TP	A TO Blk Stl Min							
01	WALTERS, Brandon	f	4-6	0-0	4-5	2 2 4	2 12	1 3 1 0	29						
05	KING, Nick	f	11-21	0-1	10-14	4 7 11	1 32	4 2 0 0	37						
00	DIXON, Tyrik	g	1-3	1-1	1-1	0 7 7	4 4	3 1 0 0	28						
11	SIMPSON, Edward	g	0-4	0-3	0-0	0 1 1	2 0	2 2 1 1	26						
20	POTTS, Giddy	g	4-13	2-7	0-0	2 1 3	4 10	3 3 0 4	26						
03	SIMS, Donovan		0-0	0-0	0-0	0 1 1	0 0	0 1 0 0	4						
04	HAWTHORNE, James		1-1	0-0	0-0	0 0 0	4 2	0 1 0 0	4						
12	SHELTON-SZMIDT, Th.		2-4	1-2	0-0	1 2 3	1 5	0 0 0 0	10						
21	SIMMONS, David		4-6	0-1	3-4	3 2 5	5 11	1 3 0 1	26						
25	GAMBLE, Karl		2-2	0-0	1-1	0 1 1	0 5	0 2 0 0	10						
Team						3 3 6									
Totals			29-60	4-15	19-25	15 27 42	23 81	14 18 2 6	200						

FG % 1st Half: 13-31 41.9% 2nd half: 16-29 55.2% Game: 29-60 48.3% Deadball Rebounds 1
 3FG % 1st Half: 2-6 33.3% 2nd half: 2-9 22.2% Game: 4-15 26.7%
 FT % 1st Half: 6-9 66.7% 2nd half: 13-16 81.3% Game: 19-25 76.0%

FGCU 76 • 6-3

#	Player	Total		3-Ptr		Rebounds			PF	TP	A	TO	Blk	Stl	Min
		FG-FGA	FG-FGA	FT-FTA	Off Def Tot	PF	TP	A TO Blk Stl Min							
32	SIMMONS, Antravious	f	2-5	0-0	0-0	0 4 4	5 4	0 2 0 0	25						
00	GOODWIN, Brandon	g	8-17	3-7	7-9	2 4 6	1 26	3 1 0 2	38						
05	JOHNSON, Zach	g	2-7	0-1	3-4	0 2 2	4 7	4 3 0 2	23						
11	TERRELL, Christian	g	2-4	0-1	3-5	1 7 8	2 7	5 2 0 2	31						
23	CARLYLE, Christian	g	6-9	0-1	6-7	1 1 2	5 18	0 2 0 2	37						
03	ROGERS, Darnell		0-1	0-1	0-0	0 0 0	0 0	0 0 0 0	2						
13	SCOTT Jr, RaySean		0-0	0-0	0-0	2 1 3	4 0	2 2 1 0	10						
21	ERNST, Brady		1-1	0-0	0-1	0 0 0	1 2	0 0 0 0	11						
31	MERCURIUS, Dinero		4-8	4-6	0-1	1 0 1	0 12	0 3 0 0	23						
Team						0 2 2									
Totals			25-52	7-17	19-27	7 21 28	22 76	14 15 1 8	200						

FG % 1st Half: 12-24 50.0% 2nd half: 13-28 46.4% Game: 25-52 48.1% Deadball Rebounds 1
 3FG % 1st Half: 2-6 33.3% 2nd half: 5-11 45.5% Game: 7-17 41.2%
 FT % 1st Half: 5-6 83.3% 2nd half: 14-21 66.7% Game: 19-27 70.4%

Officials: Jason Baker (R), Mick Fieldbinder, Christopher Ford
 Technical fouls: Middle Tennessee-None. FGCU-None.
 Attendance: 3931
 FGCU Ranked #13 CollegeInsider.com Mid-Major Top 25

Score by periods	1st	2nd	Total
Middle Tennessee	34	47	81
FGCU	31	45	76

Points	In Paint	Off T/O	2nd Chance	Fast Break	Bench
MT	46	22	22	2	23
FGCU	30	24	5	8	14

Last FG - MT 2nd-01:48, FGCU 2nd-01:35.
 Largest lead - MT by 16 2nd-11:58, FGCU by 12 1st-15:43.
 MT led for 27:57, FGCU led for 11:33. Game was tied for 00:30.

Score tied - 1 time.
 Lead changed - 3 times.

G11 @ rv UT ARLINGTON

FGCU 85 • 7-4

#	Player	Total		3-Ptr		Rebounds			PF	TP	A	TO	Blk	Stl	Min
		FG-FGA	FG-FGA	FT-FTA	Off Def Tot	PF	TP	A TO Blk Stl Min							
00	GOODWIN, Brandon	*	7-17	1-3	8-9	2 3 5	2 23	8 3 0 2	36						
05	JOHNSON, Zach	*	5-12	1-5	2-5	0 5 5	3 13	2 8 0 2	36						
11	TERRELL, Christian	*	6-8	4-5	0-0	1 4 5	1 16	3 4 0 1	38						
13	SCOTT Jr, RaySean	*	1-2	0-1	2-2	1 3 4	4 4	0 1 1 1	17						
32	SIMMONS, Antravious	*	1-3	0-0	0-0	1 3 4	3 2	0 1 0 1	10						
15	DOYLE, Ricky		2-2	0-0	0-0	2 0 2	4 4	1 0 0 0	15						
21	ERNST, Brady		0-0	0-0	0-0	0 4 4	2 0	0 0 0 0	13						
23	CARLYLE, Christian		2-2	1-1	2-2	0 0 0	3 7	0 3 0 1	16						
31	MERCURIUS, Dinero		4-5	3-4	5-5	0 1 1	1 16	0 2 0 1	19						
Team						2 0 2									
Totals			28-51	10-19	19-23	9 23 32	23 85	14 24 1 9	200						

FG % 1st Half: 14-27 51.9% 2nd half: 14-24 58.3% Game: 28-51 54.9% Deadball Rebounds 1
 3FG % 1st Half: 6-11 54.5% 2nd half: 4-8 50.0% Game: 10-19 52.6%
 FT % 1st Half: 3-5 60.0% 2nd half: 16-18 88.9% Game: 19-23 82.6%

rv UT Arlington 78 • 7-3

#	Player	Total		3-Ptr		Rebounds			PF	TP	A	TO	Blk	Stl	Min
		FG-FGA	FG-FGA	FT-FTA	Off Def Tot	PF	TP	A TO Blk Stl Min							
25	Hervey, Kevin	f	8-18	4-6	5-9	4 6 10	2 25	3 6 1 1	34						
13	Hamilton, Johnny	c	4-6	0-0	2-2	2 4 6	2 10	1 0 0 0	17						
01	Neal, Erick	g	4-11	4-10	3-4	0 2 2	3 15	5 1 0 4	25						
03	Hawkins, Nathan	g	4-8	1-3	1-1	1 0 1	3 10	3 2 0 2	35						
05	Wilson, Kaelon	g	4-7	2-3	0-0	1 1 2	1 10	0 6 0 0	34						
02	Bryant, DJ		0-0	0-0	0-0	0 0 0	1 0	2 2 0 1	15						
04	Turner, Davion		1-3	0-2	0-0	1 1 2	1 2	0 1 1 0	13						
20	Harris, Julian		2-3	0-0	2-3	0 1 1	4 6	0 1 0 0	14						
22	Kabadyundi, Link		0-0	0-0	0-0	0 2 2	1 0	0 1 0 0	7						
23	Clarke, Mairega		0-1	0-1	0-0	0 0 0	0 0	0 0 0 0	6						
Team						2 0 2									
Totals			27-57	11-25	13-19	11 17 28	18 78	14 21 2 8	200						

FG % 1st Half: 12-28 42.9% 2nd half: 15-29 51.7% Game: 27-57 47.4% Deadball Rebounds 2
 3FG % 1st Half: 5-12 41.7% 2nd half: 6-13 46.2% Game: 11-25 44.0%
 FT % 1st Half: 3-4 75.0% 2nd half: 10-15 66.7% Game: 13-19 68.4%

Officials: Brent Dugas, Coy Gammon, John Dillon
 Technical fouls: FGCU-GOODWIN, Brandon. rv UT Arlington-Hervey, Kevin;
 Hamilton, Johnny; Turner, Davion.
 Attendance: 2635

Score by periods	1st	2nd	Total
FGCU	37	48	85
rv UT Arlington	32	46	78

Points	In Paint	Off T/O	2nd Chance	Fast Break	Bench
FGCU	26	24	9	4	27
UTA	26	18	14	2	8

Last FG - FGCU 2nd-00:51, UTA 2nd-00:13.
 Largest lead - FGCU by 19 2nd-10:01, UTA by 7 1st-11:24.
 FGCU led for 28:02, UTA led for 08:21. Game was tied for 03:30.

Score tied - 3 times.
 Lead changed - 6 times.

G10 vs. FAU

FAU 92 • 5-3

#	Player	Total		3-Ptr		Rebounds			PF	TP	A	TO	Blk	Stl	Min
		FG-FGA	FG-FGA	FT-FTA	Off Def Tot	PF	TP	A TO Blk Stl Min							
05	Pfister, William	f	0-2	0-0	0-0	3 1 4	5 0	1 1 0 0	16						
15	Ingram, Jailyan	f	2-7	0-1	5-8	3 4 7	3 9	0 1 2 1	35						
33	Delph, Ronald	c	8-14	0-0	3-5	2 6 8	3 19	1 0 2 0	34						
03	Adger, Anthony	g	3-7	1-3	3-3	1 1 2	2 10	2 1 0 0	21						
14	Troutman, Gerdarius	g	4-10	3-6	3-3	0 3 3	1 14	0 1 0 2	32						
00	Hulsey, Payton		7-13	1-2	4-5	1 3 4	3 19	3 0 0 1	27						
01	Perry, Je'Quan		0-0	0-0	0-0	0 0 0	0 0	0 0 0 0	3						
02	Massey, Justin		5-10	4-9	7-9	0 0 0	1 21	1 2 0 0	29						
32	Smith, Amir		0-1	0-0	0-0	0 1 1	2 0	0 1 0 0	3						
Team						3 5 8									
Totals			29-64	9-21	25-33	13 24 37	20 92	8 7 4 4	200						

FG % 1st Half: 11-32 34.4% 2nd half: 18-32 56.3% Game: 29-64 45.3% Deadball Rebounds 3
 3FG % 1st Half: 3-8 37.5% 2nd half: 6-13 46.2% Game: 9-21 42.9%
 FT % 1st Half: 9-12 75.0% 2nd half: 16-21 76.2% Game: 25-33 75.8%

FGCU 88 • 6-4

#	Player		Total		3-Ptr		Rebounds			PF	TP	A	TO	Blk	Stl	Min
			FG-FGA	FG-FGA	FT-FTA	Off	Def	Tot								
21	ERNST, Brady	f	0-1	0-0	0-0	1	0	1	0	0	0	0	0	0	0	3
32	SIMMONS, Antravious	f	5-9	0-0	3-4	1	5	6	5	13	1	1	1	1	0	24
00	GOODWIN, Brandon	g	10-20	0-2	3-5	4	7	11	2	23	4	0	0	0	0	37
05	JOHNSON, Zach	g	4-9	0-1	4-6	0	0	0	3	12	0	1	1	1	1	30
11	TERRELL, Christian	g	4-7	3-3	3-4	1	3	4	3	14	1	1	0	0	0	28
13	SCOTT Jr, RaySean		2-4	0-1	0-0	1	4	5	3	4	1	0	0	0	0	13
15	DOYLE, Ricky		1-3	0-0	1-3	3	2	5	2	3	1	2	1	0	0	16
23	CARLYLE, Christian		3-7	0-1	0-0	0	2	2	2	6	0	1	0	0	2	25
31	MERCURIUS, Dinero		5-7	3-4	0-0	0	1	1	3	13	0	2	0	1	0	24
Team						2	3	5								
Totals				34-67	6-12	14-22	13	27	40	23	88	8	8	3	4	200
FG % 1st Half: 18-33 54.5% 2nd half: 16-34 47.1% Game: 34-67 50.7% Deadball																
3FG % 1st Half: 3-5 60.0% 2nd half: 3-7 42.9% Game: 14-22 50.0% Rebounds																
FT % 1st Half: 6-11 54.5% 2nd half: 8-11 72.7% Game: 14-22 63.6% 4																



2017-18 #DunkCity Basketball
FGCU Combined Team Statistics (as of Dec 16, 2017)
All games



RECORD:	OVERALL	HOME	AWAY	NEUTRAL
ALL GAMES	7-5	5-3	2-2	0-0
CONFERENCE	0-0	0-0	0-0	0-0
NON-CONFERENCE	7-5	5-3	2-2	0-0

#	Player	gp-gs	min	avg	Total		3-Point		F-Throw		Rebounds				pf	dq	a	to	blk	stl	pts	avg
					fg-fga	fg%	3fg-fga	3fg%	ft-fa	ft%	off	def	tot	avg								
00	GOODWIN, Brandon	12-11	392	32.7	69-167	.413	15-58	.259	67-84	.798	12	47	59	4.9	16	0	56	35	1	13	220	18.3
11	TERRELL, Christian	12-12	366	30.5	64-108	.593	25-44	.568	15-20	.750	13	59	72	6.0	17	0	29	20	7	6	168	14.0
05	JOHNSON, Zach	12-12	372	31.0	54-132	.409	13-50	.260	41-54	.759	6	33	39	3.3	23	0	33	33	2	28	162	13.5
24	GILMORE, Michael	1-1	27	27.0	4-9	.444	0-1	.000	2-3	.667	0	4	4	4.0	3	0	2	0	0	1	10	10.0
31	MERCURIUS, Dinero	9-2	174	19.3	28-59	.475	22-47	.468	9-10	.900	2	9	11	1.2	14	0	3	12	0	4	87	9.7
23	CARLYLE, Christian	11-2	244	22.2	26-58	.448	4-10	.400	23-29	.793	13	18	31	2.8	33	3	13	12	3	9	79	7.2
32	SIMMONS, Antravious	12-7	215	17.9	37-57	.649	0-0	.000	10-15	.667	23	34	57	4.8	39	3	12	14	3	6	84	7.0
15	DOYLE, Ricky	11-8	187	17.0	29-49	.592	0-2	.000	8-15	.533	19	25	44	4.0	30	1	13	16	7	8	66	6.0
13	SCOTT Jr, RaySean	10-4	148	14.8	23-34	.676	0-5	.000	10-11	.909	17	31	48	4.8	29	0	8	7	7	3	56	5.6
30	THOMAS, Brian	2-0	19	9.5	2-3	.667	0-0	.000	1-2	.500	3	3	6	3.0	1	0	0	1	2	0	5	2.5
03	ROGERS, Darnell	9-0	78	8.7	6-15	.400	4-10	.400	2-4	.500	1	0	1	0.1	5	0	5	9	0	2	18	2.0
21	ERNST, Brady	12-1	140	11.7	8-15	.533	0-0	.000	7-17	.412	7	25	32	2.7	13	0	3	3	2	3	23	1.9
02	KO, Joshua	4-0	12	3.0	2-8	.250	1-2	.500	0-0	.000	1	1	2	0.5	0	0	0	0	0	1	5	1.3
33	MAHONEY, Dolan	5-0	15	3.0	2-3	.667	0-1	.000	0-0	.000	2	0	2	0.4	2	0	1	0	0	1	4	0.8
20	McADOO, Ryan	5-0	11	2.2	0-3	.000	0-0	.000	1-4	.250	0	3	3	0.6	0	0	0	3	0	2	1	0.2
Team											23	24	47		1		5					
Total.....		12	2400		354-720	.492	84-230	.365	196-268	.731	142	316	458	38.2	226	7	178	170	34	87	988	82.3
Opponents.....		12	2400		318-725	.439	76-237	.321	167-246	.679	131	261	392	32.7	232	-	145	169	31	81	879	73.2

TEAM STATISTICS	FGCU	OPP
SCORING	988	879
Points per game	82.3	73.2
Scoring margin	+9.1	-
FIELD GOALS-ATT	354-720	318-725
Field goal pct	.492	.439
3 POINT FG-ATT	84-230	76-237
3-point FG pct	.365	.321
3-pt FG made per game	7.0	6.3
FREE THROWS-ATT	196-268	167-246
Free throw pct	.731	.679
F-Throws made per game	16.3	13.9
REBOUNDS	458	392
Rebounds per game	38.2	32.7
Rebounding margin	+5.5	-
ASSISTS	178	145
Assists per game	14.8	12.1
TURNOVERS	170	169
Turnovers per game	14.2	14.1
Turnover margin	-0.1	-
Assist/turnover ratio	1.0	0.9
STEALS	87	81
Steals per game	7.3	6.8
BLOCKS	34	31
Blocks per game	2.8	2.6
ATTENDANCE	28143	15479
Home games-Avg/Game	8-3518	4-3870
Neutral site-Avg/Game	-	0-0

Date	Opponent		Score	Att.
11/11/17	ILLINOIS STATE	w	98-87	4335
11/13/17	at Siena	w	86-53	5387
11/18/17	at Bowling Green	L	80-83	2440
11/21/17	at Middle Tennessee	L	72-85	5017
^ 11/24/17	DENVER	w	79-71	3517
^ 11/25/17	NAVY	w	70-54	3597
^ 11/26/17	ST. FRANCIS BROOKLYN	w	75-51	2929
^ 11/29/17	WEBBER INTERNATIONAL	w	115-61	3100
12/2/17	MIDDLE TENNESSEE	L	76-81	3931
12/5/17	FAU	L	88-92	3418
12/9/17	at rv UT Arlington	w	85-78	2635
12/16/17	ORAL ROBERTS	L	64-83	3316

^ Homewood Suites FGCU Shootout (Alico Arena)

Score by Periods	1st	2nd	Totals
FGCU	466	522	988
Opponents	395	484	879



2017-18 #DunkCity Basketball
FGCU Team Game-by-Game Comparison (as of Dec 18, 2017)
All games



Opponent	1st	2nd	Score	Mar	Total FG	FG Pct	3-Pointers	3FG Pct	Free Throws	FT Pct	Rebounds	Assist	T/Over	Block	Steal	Fouls
ILLINOIS STATE	45/42	53/45	98-87	+11	32-65/33-65	.492/.508	7-23/14-29	.304/.483	27-37/7-16	.730/.438	48/24 +24	16/24	12/11	5/5	9/3	16/26
Siena	40/27	46/26	86-53	+33	33-64/19-63	.516/.302	6-20/3-15	.300/.200	14-20/12-21	.700/.571	48/33 +15	16/7	14/14	3/4	10/7	20/15
Bowling Green	43/40	37/43	80-83	(3)	30-71/27-66	.423/.409	6-23/6-15	.261/.400	14-19/23-33	.737/.697	42/46 (4)	13/10	16/14	5/4	6/7	23/19
Middle Tennessee	29/47	43/38	72-85	(13)	21-49/28-58	.429/.483	3-17/6-19	.176/.316	27-38/23-32	.711/.719	32/37 (5)	10/17	16/12	2/2	5/10	26/28
DENVER	35/32	44/39	79-71	+8	26-54/28-55	.481/.509	9-24/5-18	.375/.278	18-23/10-16	.783/.625	28/34 (6)	16/14	9/16	4/1	8/5	17/22
NAVY	28/26	42/28	70-54	+16	27-51/20-58	.529/.345	7-18/2-18	.389/.111	9-10/12-16	.900/.750	40/25 +15	9/3	19/10	4/0	4/8	17/15
ST. FRANCIS BROOKLYN	35/18	40/33	75-51	+24	29-61/19-52	.475/.365	3-7/4-21	.429/.190	14-19/9-18	.737/.500	43/26 +17	15/5	11/14	1/3	4/6	15/17
WEBBER INTERNATIONAL	63/21	52/40	115-61	+54	45-81/25-64	.556/.391	9-25/8-27	.360/.296	16-22/3-4	.727/.750	57/20 +37	29/11	10/18	3/2	14/7	9/16
MIDDLE TENNESSEE	31/34	45/47	76-81	(5)	25-52/29-60	.481/.483	7-17/4-15	.412/.267	19-27/19-25	.704/.760	28/42 (14)	14/14	15/18	1/2	8/6	22/23
FAU	45/34	43/58	88-92	(4)	34-67/29-64	.507/.453	6-12/9-21	.500/.429	14-22/25-33	.636/.758	40/37 +3	8/8	8/7	3/4	4/4	23/20
rv UT Arlington	37/32	48/46	85-78	+7	28-51/27-57	.549/.474	10-19/11-25	.526/.440	19-23/13-19	.826/.684	32/28 +4	14/14	24/21	1/2	9/8	23/18
ORAL ROBERTS	35/42	29/41	64-83	(19)	24-54/34-63	.444/.540	11-25/4-14	.440/.286	5-8/11-13	.625/.846	20/40 (20)	18/18	16/14	2/2	6/10	15/13

Note: Game totals are displayed in the format TEAM/OPPONENT for each category



2017-18 #DunkCity Basketball
FGCU Team High/Low Analysis (as of Dec 18, 2017)
All games



FGCU - TEAM GAME HIGHS

POINTS	115	WEBBER INTERNATIONAL (11/29/17)
	98	ILLINOIS STATE (11/11/17)
	88	FAU (12/5/17)
	86	at Siena (11/13/17)
	85	at rv UT Arlington (12/9/17)
FIELD GOALS MADE	45	WEBBER INTERNATIONAL (11/29/17)
	34	FAU (12/5/17)
FIELD GOAL ATTEMPTS	81	WEBBER INTERNATIONAL (11/29/17)
	71	at Bowling Green (11/18/17)
FIELD GOAL PERCENTAGE	.556 (45-81)	WEBBER INTERNATIONAL (11/29/17)
	.549 (28-51)	at rv UT Arlington (12/9/17)
3 PT FIELD GOALS MADE	11	ORAL ROBERTS (12/16/17)
	10	at rv UT Arlington (12/9/17)
3 PT FG ATTEMPTS	25	ORAL ROBERTS (12/16/17)
	25	WEBBER INTERNATIONAL (11/29/17)
3 PT FG PERCENTAGE	.526 (10-19)	at rv UT Arlington (12/9/17)
	.500 (6-12)	FAU (12/5/17)
FREE THROWS MADE	27	at Middle Tennessee (11/21/17)
	27	ILLINOIS STATE (11/11/17)
FREE THROW ATTEMPTS	38	at Middle Tennessee (11/21/17)
	37	ILLINOIS STATE (11/11/17)
FREE THROW PERCENTAGE	.900 (9-10)	NAVY (11/25/17)
	.826 (19-23)	at rv UT Arlington (12/9/17)
REBOUNDS	57	WEBBER INTERNATIONAL (11/29/17)
	48	at Siena (11/13/17)
	48	ILLINOIS STATE (11/11/17)
ASSISTS	29	WEBBER INTERNATIONAL (11/29/17)
	18	ORAL ROBERTS (12/16/17)
STEALS	14	WEBBER INTERNATIONAL (11/29/17)
	10	at Siena (11/13/17)
BLOCKED SHOTS	5	at Bowling Green (11/18/17)
	5	ILLINOIS STATE (11/11/17)
TURNOVERS	24	at rv UT Arlington (12/9/17)
	19	NAVY (11/25/17)
FOULS	26	at Middle Tennessee (11/21/17)
	23	at rv UT Arlington (12/9/17)
	23	FAU (12/5/17)
	23	at Bowling Green (11/18/17)



2017-18 #DunkCity Basketball
FGCU High/Low Analysis (as of Dec 18, 2017)
All games



Opponent - GAME HIGHS

POINTS	92	FAU (12/5/17)
	87	ILLINOIS STATE (11/11/17)
	85	at Middle Tennessee (11/21/17)
	83	ORAL ROBERTS (12/16/17)
	83	at Bowling Green (11/18/17)
FIELD GOALS MADE	34	ORAL ROBERTS (12/16/17)
	33	ILLINOIS STATE (11/11/17)
FIELD GOAL ATTEMPTS	66	at Bowling Green (11/18/17)
	65	ILLINOIS STATE (11/11/17)
FIELD GOAL PERCENTAGE	.540 (34-63)	ORAL ROBERTS (12/16/17)
	.509 (28-55)	DENVER (11/24/17)
3 PT FIELD GOALS MADE	14	ILLINOIS STATE (11/11/17)
	11	at rv UT Arlington (12/9/17)
3 PT FG ATTEMPTS	29	ILLINOIS STATE (11/11/17)
	27	WEBBER INTERNATIONAL (11/29/17)
3 PT FG PERCENTAGE	.483 (14-29)	ILLINOIS STATE (11/11/17)
	.440 (11-25)	at rv UT Arlington (12/9/17)
FREE THROWS MADE	25	FAU (12/5/17)
	23	at Middle Tennessee (11/21/17)
	23	at Bowling Green (11/18/17)
FREE THROW ATTEMPTS	33	FAU (12/5/17)
	33	at Bowling Green (11/18/17)
FREE THROW PERCENTAGE	.846 (11-13)	ORAL ROBERTS (12/16/17)
	.760 (19-25)	MIDDLE TENNESSEE (12/2/17)
REBOUNDS	46	at Bowling Green (11/18/17)
	42	MIDDLE TENNESSEE (12/2/17)
ASSISTS	24	ILLINOIS STATE (11/11/17)
	18	ORAL ROBERTS (12/16/17)
STEALS	10	ORAL ROBERTS (12/16/17)
	10	at Middle Tennessee (11/21/17)
BLOCKED SHOTS	5	ILLINOIS STATE (11/11/17)
	4	FAU (12/5/17)
	4	at Bowling Green (11/18/17)
	4	at Siena (11/13/17)
TURNOVERS	21	at rv UT Arlington (12/9/17)
	18	MIDDLE TENNESSEE (12/2/17)
	18	WEBBER INTERNATIONAL (11/29/17)
FOULS	28	at Middle Tennessee (11/21/17)
	26	ILLINOIS STATE (11/11/17)



2017-18 #DunkCity Basketball
FGCU High/Low Analysis (as of Dec 18, 2017)
All games



FGCU - GAME LOWS

POINTS	64	ORAL ROBERTS (12/16/17)
	70	NAVY (11/25/17)
	72	at Middle Tennessee (11/21/17)
	75	ST. FRANCIS BROOKLYN (11/26/17)
	76	MIDDLE TENNESSEE (12/2/17)
FIELD GOALS MADE	21	at Middle Tennessee (11/21/17)
	24	ORAL ROBERTS (12/16/17)
FIELD GOAL ATTEMPTS	49	at Middle Tennessee (11/21/17)
	51	NAVY (11/25/17)
	51	at rv UT Arlington (12/9/17)
FIELD GOAL PERCENTAGE	.423 (30-71)	at Bowling Green (11/18/17)
	.429 (21-49)	at Middle Tennessee (11/21/17)
3 PT FIELD GOALS MADE	3	at Middle Tennessee (11/21/17)
	3	ST. FRANCIS BROOKLYN (11/26/17)
3 PT FG ATTEMPTS	7	ST. FRANCIS BROOKLYN (11/26/17)
	12	FAU (12/5/17)
3 PT FG PERCENTAGE	.176 (3-17)	at Middle Tennessee (11/21/17)
	.261 (6-23)	at Bowling Green (11/18/17)
FREE THROWS MADE	5	ORAL ROBERTS (12/16/17)
	9	NAVY (11/25/17)
FREE THROW ATTEMPTS	8	ORAL ROBERTS (12/16/17)
	10	NAVY (11/25/17)
FREE THROW PERCENTAGE	.625 (5-8)	ORAL ROBERTS (12/16/17)
	.636 (14-22)	FAU (12/5/17)
REBOUNDS	20	ORAL ROBERTS (12/16/17)
	28	DENVER (11/24/17)
	28	MIDDLE TENNESSEE (12/2/17)
ASSISTS	8	FAU (12/5/17)
	9	NAVY (11/25/17)
STEALS	4	NAVY (11/25/17)
	4	ST. FRANCIS BROOKLYN (11/26/17)
	4	FAU (12/5/17)
BLOCKED SHOTS	1	ST. FRANCIS BROOKLYN (11/26/17)
	1	MIDDLE TENNESSEE (12/2/17)
	1	at rv UT Arlington (12/9/17)
TURNOVERS	8	FAU (12/5/17)
	9	DENVER (11/24/17)
FOULS	9	WEBBER INTERNATIONAL (11/29/17)
	15	ST. FRANCIS BROOKLYN (11/26/17)
	15	ORAL ROBERTS (12/16/17)



2017-18 #DunkCity Basketball
FGCU High/Low Analysis (as of Dec 18, 2017)
All games



Opponent - GAME LOWS

POINTS	51	ST. FRANCIS BROOKLYN (11/26/17)
	53	at Siena (11/13/17)
	54	NAVY (11/25/17)
	61	WEBBER INTERNATIONAL (11/29/17)
	71	DENVER (11/24/17)
FIELD GOALS MADE	19	at Siena (11/13/17)
	19	ST. FRANCIS BROOKLYN (11/26/17)
FIELD GOAL ATTEMPTS	52	ST. FRANCIS BROOKLYN (11/26/17)
	55	DENVER (11/24/17)
FIELD GOAL PERCENTAGE	.302 (19-63)	at Siena (11/13/17)
	.345 (20-58)	NAVY (11/25/17)
3 PT FIELD GOALS MADE	2	NAVY (11/25/17)
	3	at Siena (11/13/17)
3 PT FG ATTEMPTS	14	ORAL ROBERTS (12/16/17)
	15	at Siena (11/13/17)
	15	at Bowling Green (11/18/17)
	15	MIDDLE TENNESSEE (12/2/17)
3 PT FG PERCENTAGE	.111 (2-18)	NAVY (11/25/17)
	.190 (4-21)	ST. FRANCIS BROOKLYN (11/26/17)
FREE THROWS MADE	3	WEBBER INTERNATIONAL (11/29/17)
	7	ILLINOIS STATE (11/11/17)
FREE THROW ATTEMPTS	4	WEBBER INTERNATIONAL (11/29/17)
	13	ORAL ROBERTS (12/16/17)
FREE THROW PERCENTAGE	.438 (7-16)	ILLINOIS STATE (11/11/17)
	.500 (9-18)	ST. FRANCIS BROOKLYN (11/26/17)
REBOUNDS	20	WEBBER INTERNATIONAL (11/29/17)
	24	ILLINOIS STATE (11/11/17)
ASSISTS	3	NAVY (11/25/17)
	5	ST. FRANCIS BROOKLYN (11/26/17)
STEALS	3	ILLINOIS STATE (11/11/17)
	4	FAU (12/5/17)
BLOCKED SHOTS	0	NAVY (11/25/17)
	1	DENVER (11/24/17)
TURNOVERS	7	FAU (12/5/17)
	10	NAVY (11/25/17)
FOULS	13	ORAL ROBERTS (12/16/17)
	15	at Siena (11/13/17)
	15	NAVY (11/25/17)



Division-I Era: Since 2007-08 TEAM GAME RECORDS



Most points

1. 123 - Illinois Institute of Te; 12/19/2003
2. 120 - Ave Maria; 11/29/2016
3. 119 - U. of Puerto Rico Piedra; 11/21/2003
4. 115 - Webber International; 11/29/2017
5. 111 - at Stetson; 1/25/2011
6. 110 - Florida College; 1/14/2003
7. 109 - Florida Christian Colleg; 1/11/2003
109 - Illinois Wesleyan Univer; 12/20/2003
9. 107 - Florida National; 12/22/2016
10. 106 - Florida Tech; 12/4/2003

Field goals made

1. 48 - Illinois Institute of Te; 12/19/2003
2. 47 - Ave Maria; 11/29/2016
3. 45 - Webber International; 11/29/2017
4. 44 - Trinity Baptist College; 2/3/2003
44 - Florida National; 12/22/2016
6. 43 - Clearwater Christian Col; 12/7/2002
7. 42 - U. of Puerto Rico Piedra; 11/21/2003
8. 41 - Florida Christian Colleg; 1/11/2003
41 - Florida College; 1/14/2003
41 - at Clearwater Christian; 2/6/2003
41 - Webber International; 1/5/2016

Field goals attempted

1. 88 - Youngstown State; 11/21/2015
2. 86 - at Clearwater Christian; 2/6/2003
3. 81 - Webber International; 11/29/2017
81 - Illinois Institute of Te; 12/19/2003
5. 79 - Stetson; 2/17/2012
79 - at Nova Southeastern; 11/17/2003
7. 78 - Mercer; 1/17/2008
78 - Palm Beach Atlantic; 2/24/2004
9. 77 - Florida Christian Colleg; 1/11/2003
77 - at Lipscomb; 1/14/2012

Field goal percentage (20 made)

1. .677 - Trinity Baptist College; 2/3/2003 (44-65)
2. .671 - Ave Maria; 11/29/2016 (47-70)
3. .667 - Florida National; 12/22/2016 (44-66)
4. .656 - Jacksonville; 2/6/2014 (40-61)
5. .647 - at Stetson; 1/20/2012 (33-51)
6. .614 - at TCU; 11/11/2011 (27-44)
.614 - at Georgia Southern; 12/4/2016 (35-57)
8. .612 - Webber International; 1/5/2016 (41-67)
9. .604 - Kennesaw State; 1/28/2012 (29-48)
10. .596 - vs Fairleigh Dickinson; 3/15/2016 (34-57)

3-point field goals made

1. 16 - at Fairmont State; 1/22/2005
2. 14 - at ETSU; 1/12/2013
14 - Stetson; 2/17/2012
14 - at USC Upstate; 2/28/2011
14 - Arkansas Tech University; 12/4/2004
6. 13 - Florida Christian Colleg; 1/11/2003
13 - at Warner Southern Colle; 1/16/2003
13 - Longwood; 1/24/2012
13 - at Nova Southeastern; 2/21/2007
13 - USC Upstate; 1/16/2016
13 - at Arizona State; 11/28/2007
13 - University of West Flori; 12/17/2004

3-point field goals attempted

1. 40 - Stetson; 2/17/2012
2. 37 - Mercer; 1/17/2008
3. 36 - at Warner Southern Colle; 1/16/2003
4. 34 - at Fairmont State; 1/22/2005
34 - at Clearwater Christian; 2/6/2003
34 - at Kentucky Wesleyan; 2/7/2004
7. 33 - at ETSU; 1/12/2013
33 - Stetson; 2/23/2017
9. 32 - at Lipscomb; 1/14/2012
32 - Lipscomb; 1/17/2013
32 - North Greenville College; 2/17/2005
32 - Bethany Lutheran; 3/2/2005
32 - Youngstown State; 11/21/2015

3-point FG percentage (10 made)

1. .667 - at USC Upstate; 2/28/2011 (14-21)
.667 - Illinois Wesleyan Univer; 12/20/2003 (12-18)
3. .650 - at Nova Southeastern; 2/21/2007 (13-20)
4. .619 - USC Upstate; 1/16/2016 (13-21)
5. .588 - Webber International; 1/5/2016 (10-17)
6. .579 - at USC Upstate; 2/15/2014 (11-19)
.579 - Ave Maria; 11/15/2012 (11-19)
8. .565 - Longwood; 1/24/2012 (13-23)
9. .556 - at Palm Beach Atlantic; 2/2/2007 (10-18)
.556 - at Samford; 11/28/2012 (10-18)
.556 - at Massachusetts; 12/7/2014 (10-18)

Free throws made

1. 42 - vs University of North F; 11/13/2004
2. 41 - at Stetson; 1/25/2011
3. 31 - Stetson; 1/8/2009
31 - Lipscomb; 2/18/2016
5. 30 - vs Georgetown; 3/22/2013
30 - Maine; 12/29/2011
7. 29 - Warner Southern College; 1/30/2003
29 - at Jacksonville; 2/2/2013
29 - Illinois Wesleyan Univer; 12/20/2003
10. 28 - at USC Upstate; 2/18/2017

Free throws attempted

1. 60 - at Stetson; 1/25/2011
2. 55 - vs University of North F; 11/13/2004
3. 46 - at Grambling State Unive; 11/20/2010
4. 45 - Stetson; 1/8/2009
5. 44 - vs Georgetown; 3/22/2013
6. 42 - Youngstown State; 11/21/2015
7. 41 - Puerto Rico-Bayamon; 11/28/2006
8. 40 - at Valdosta State; 1/3/2006
40 - at USC Upstate; 2/18/2017
10. 39 - Lipscomb; 2/18/2016

Free throw percentage (10 made)

1. 1.000 - at FAU; 12/28/2016 (10-10)
2. .964 - NGCSU; 2/26/2007 (27-28)
3. .923 - Stetson; 1/10/2015 (12-13)
4. .917 - at Eastern Illinois; 2/16/2004 (22-24)
5. .909 - at Kennesaw State; 1/25/2014 (20-22)
.909 - at Duke; 11/18/2012 (10-11)
.909 - at Baylor; 11/18/2016 (10-11)
8. .895 - at Kennesaw State; 2/16/2008 (17-19)
.895 - Army; 12/30/2008 (17-19)
10. .875 - USC Upstate; 1/16/2014 (14-16)
.875 - USC Upstate; 2/6/2011 (14-16)



Division-I Era: Since 2007-08
TEAM GAME RECORDS



.875 - at Mercer; 2/14/2008 (14-16)
.875 - at Stetson; 2/23/2008 (14-16)

Most rebounds

1. 62 - Florida Christian Colleg; 1/11/2003
2. 61 - Youngstown State; 11/21/2015
3. 58 - at Southeastern College; 1/25/2003
58 - vs Marygrove; 2/15/2007
5. 57 - at Clearwater Christian; 2/6/2003
57 - NGCSU; 2/26/2007
57 - West Alabama; 11/24/2006
57 - Webber International; 11/29/2017
57 - Tuskegee; 12/4/2006
10. 56 - Puerto Rico Cayey; 11/19/2004

Most assists

1. 30 - Florida Christian Colleg; 1/11/2003
30 - Florida National; 12/22/2016
30 - Florida Tech; 12/31/2016
4. 29 - Trinity Baptist College; 2/3/2003
29 - Ave Maria; 11/29/2016
29 - Webber International; 11/29/2017
29 - Florida Tech; 12/4/2003
29 - Clearwater Christian Col; 12/7/2002
9. 27 - Stillman; 1/13/2007
27 - Florida College; 1/14/2003
27 - Johnson & Wales Universi; 2/15/2003
27 - vs Fairleigh Dickinson; 3/15/2016

Most steals

1. 22 - Florida Tech; 12/4/2003
2. 21 - at N.C. Central; 12/16/2009
21 - Pennsylvania; 12/29/2007
4. 19 - Davis & Elkins College; 12/16/2003
19 - Illinois Institute of Te; 12/19/2003
6. 17 - Goshen College; 1/2/2003
17 - Florida Christian Colleg; 1/11/2003
17 - Florida Southern; 1/20/2007
17 - Nova Southeastern; 1/24/2007
17 - at Clearwater Christian; 2/6/2003
17 - at Nova Southeastern; 11/17/2003
17 - Florida National; 12/22/2016

Most blocked shots

1. 13 - ETSU; 2/7/2013
2. 11 - at Campbell; 1/24/2008
11 - at Stetson; 2/7/2015
4. 10 - USC Upstate; 12/19/2011
10 - vs South Dakota; 12/28/2015
6. 9 - Stetson; 1/9/2016
9 - vs University of North F; 11/13/2004
9 - Eckerd; 11/18/2013
9. 8 - at Mercer; 1/16/2009
8 - Barry; 1/18/2006
8 - at Belmont; 1/28/2011
8 - Ohio; 11/19/2014



Division-I Era: Since 2007-08 INDIVIDUAL GAME RECORDS



Most points

1. 37 - Bowie, Leighton; Illinois Wesleyan Univer; 12/20/2003
- 37 - Hopkins, Ryan; Florida College; 1/14/2003
- 37 - Hopkins, Ryan; Plymouth State College; 12/31/2002
4. 36 - Hopkins, Ryan; at Fairmont State; 1/22/2005
5. 34 - NORELIA, Marc-Eddy; Youngstown State; 11/21/2015
- 34 - THOMPSON, Bernard; Ohio; 11/19/2014
- 34 - Tisme, Robinson; Calumet College; 1/3/2003
8. 33 - Coggins, Kelvin; vs University of North F; 11/13/2004
- 33 - Hopkins, Ryan; at Saint Leo University; 12/1/2004
10. 32 - THOMPSON, Bernard; at USF; 12/17/2013

Field goals made

1. 16 - Tisme, Robinson; Calumet College; 1/3/2003
2. 14 - French, Andy; Trinity Baptist College; 2/3/2003
- 14 - THOMPSON, Bernard; Ohio; 11/19/2014
4. 13 - FIELER, Chase; Hartford; 11/12/2013
- 13 - Hopkins, Ryan; Plymouth State College; 12/31/2002
- 13 - THOMPSON, Bernard; at USF; 12/17/2013
7. 12 - GOODWIN, Brandon; at Florida State; 3/16/2017
- 12 - Hopkins, Ryan; Florida College; 1/14/2003
- 12 - Hopkins, Ryan; at Fairmont State; 1/22/2005
- 12 - NORELIA, Marc-Eddy; Youngstown State; 11/21/2015
- 12 - Tisme, Robinson; at Florida Tech; 12/19/2002

Field goals attempted

1. 28 - Hopkins, Ryan; at Warner Southern Colle; 1/16/2003
2. 27 - GOODWIN, Brandon; at Florida State; 3/16/2017
3. 25 - Hopkins, Ryan; Florida College; 1/14/2003
- 25 - Hopkins, Ryan; at Kentucky Wesleyan; 2/7/2004
- 25 - WOHLLEB, Casey; Mercer; 1/17/2008
6. 24 - Hopkins, Ryan; at Fairmont State; 1/22/2005
- 24 - NORELIA, Marc-Eddy; at Stetson; 2/25/2016
- 24 - WOHLLEB, Casey; at Mercer; 2/14/2008
9. 23 - BROWN, Sherwood; at USC Upstate; 2/23/2012
- 23 - Hopkins, Ryan; at Saint Leo University; 12/1/2004
- 23 - Hopkins, Ryan; Drury University; 12/30/2004
- 23 - THOMPSON, Bernard; at USF; 12/17/2013
- 23 - Tisme, Robinson; Calumet College; 1/3/2003

Field goal percentage (8 made)

1. 1.000 - McKNIGHT, Eric; Jacksonville; 2/6/2014 (11-11)
2. .909 - JONES, Jamail; at Northern Kentucky; 2/12/2015 (10-11)
- .909 - NORELIA, Marc-Eddy; vs Fairleigh Dickinson; 3/15/2016 (10-11)
4. .889 - MARKS, Kyle; Stetson; 1/8/2009 (8-9)
- .889 - MORANT, Demetris; at NJIT; 2/16/2017 (8-9)
- .889 - Martin, Kevin; at Lynn University; 12/9/2004 (8-9)
- .889 - NORELIA, Marc-Eddy; Eckerd; 1/2/2016 (8-9)
8. .875 - French, Andy; Trinity Baptist College; 2/3/2003 (14-16)
9. .846 - JOHNSON, Zach; Bowling Green; 11/23/2015 (11-13)
10. .833 - BAKER, Reed; Southeast Missouri; 11/16/2010 (10-12)
- .833 - Bowie, Leighton; Davis & Elkins College; 12/16/2003 (10-12)

3-point field goals made

1. 12 - Hopkins, Ryan; at Fairmont State; 1/22/2005
2. 11 - Hopkins, Ryan; Florida College; 1/14/2003
3. 9 - Hopkins, Ryan; at Saint Leo University; 12/1/2004
- 9 - Hopkins, Ryan; Illinois Wesleyan Univer; 12/20/2003
- 9 - Hopkins, Ryan; Drury University; 12/30/2004
- 9 - Hopkins, Ryan; Plymouth State College; 12/31/2002
7. 8 - Hopkins, Ryan; at Kentucky Wesleyan; 2/7/2004
- 8 - Hopkins, Ryan; Arkansas Tech University; 12/4/2004
- 8 - Hopkins, Ryan; Tri State University; 12/16/2002
10. 7 - BROWN, Sherwood; at USC Upstate; 2/28/2011
- 7 - Hopkins, Ryan; Shaw University; 1/3/2004

- 7 - Hopkins, Ryan; at Warner Southern Colle; 1/16/2003
- 7 - Hopkins, Ryan; at Albany State Universi; 1/29/2005
- 7 - Hopkins, Ryan; Warner Southern College; 1/30/2003
- 7 - Hopkins, Ryan; at University of Central; 12/21/2002

3-point field goals attempted

1. 23 - Hopkins, Ryan; Florida College; 1/14/2003
- 23 - Hopkins, Ryan; at Fairmont State; 1/22/2005
3. 22 - Hopkins, Ryan; at Warner Southern Colle; 1/16/2003
- 22 - Hopkins, Ryan; Drury University; 12/30/2004
5. 21 - Hopkins, Ryan; at Kentucky Wesleyan; 2/7/2004
6. 20 - Hopkins, Ryan; at Saint Leo University; 12/1/2004
7. 19 - Hopkins, Ryan; Arkansas Tech University; 12/4/2004
8. 17 - Hopkins, Ryan; Shaw University; 1/3/2004
- 17 - Hopkins, Ryan; at Clearwater Christian; 2/6/2003
10. 16 - Hopkins, Ryan; at Barry; 1/4/2005
- 16 - Hopkins, Ryan; at Johnson & Wales Unive; 1/18/2003
- 16 - Hopkins, Ryan; Warner Southern College; 1/30/2003
- 16 - Hopkins, Ryan; at Alabama-Huntsville; 2/3/2004

3-point FG percentage (6 made)

1. .857 - VARIDEL, Christophe; at SMU; 11/19/2011 (6-7)
2. .818 - Hopkins, Ryan; Illinois Wesleyan Univer; 12/20/2003 (9-11)
3. .750 - THOMPSON, Bernard; at Duke; 11/18/2012 (6-8)
- .750 - THOMPSON, Bernard; at Massachusetts; 12/7/2014 (6-8)
- .750 - Wohlleb, Casey; at Palm Beach Atlantic; 2/2/2007 (6-8)
6. .700 - BROWN, Sherwood; at USC Upstate; 2/28/2011 (7-10)
7. .667 - BAKER, Reed; at Lipscomb; 1/3/2009 (6-9)
- .667 - Crislip, Bryan; at Florida Tech; 12/19/2002 (6-9)
9. .643 - Hopkins, Ryan; Plymouth State College; 12/31/2002 (9-14)
10. .615 - Hopkins, Ryan; Tri State University; 12/16/2002 (8-13)

Free throws made

1. 19 - Bowie, Leighton; Illinois Wesleyan Univer; 12/20/2003
2. 15 - GOODWIN, Brandon; at USC Upstate; 2/18/2017
3. 14 - BAKER, Reed; at Grambling State Unive; 11/20/2010
- 14 - BANKS, Anthony; at Stetson; 1/25/2011
5. 13 - Bowie, Leighton; Shaw University; 1/3/2004
6. 12 - Bowie, Leighton; Lynn University; 11/22/2003
- 12 - Coggins, Kelvin; vs University of North F; 11/13/2004
- 12 - GOODWIN, Brandon; at Middle Tennessee; 11/21/2017
- 12 - O'NEIL, Derrick; FAU; 12/1/2008
10. 11 - Bauer, Beau; Palm Beach Atlantic; 1/11/2007
- 11 - NORELIA, Marc-Eddy; Lipscomb; 2/18/2016

Free throws attempted

1. 24 - BANKS, Anthony; at Stetson; 1/25/2011
2. 20 - Bowie, Leighton; Illinois Wesleyan Univer; 12/20/2003
3. 19 - Bowie, Leighton; Shaw University; 1/3/2004
4. 17 - GOODWIN, Brandon; at USC Upstate; 2/18/2017
- 17 - GOODWIN, Brandon; at Middle Tennessee; 11/21/2017
6. 16 - BAKER, Reed; at Grambling State Unive; 11/20/2010
- 16 - NORELIA, Marc-Eddy; Youngstown State; 11/21/2015
- 16 - O'NEIL, Derrick; FAU; 12/1/2008
- 16 - RIVERA, Marlon; Campbell; 2/19/2011
- 16 - THOMPSON, Bernard; vs Georgetown; 3/22/2013
- 16 - Tisme, Robinson; University Puerto Rico-B; 11/22/2002



Division-I Era: Since 2007-08 INDIVIDUAL GAME RECORDS



Free throw percentage (8 made)

1. 1.000 - BAKER, Reed; at Belmont; 1/5/2009 (8-8)
- 1.000 - BAKER, Reed; at North Florida; 12/2/2010 (8-8)
- 1.000 - BAKER, Reed; Army; 12/30/2008 (8-8)
- 1.000 - Bauer, Beau; Morehouse College; 2/24/2006 (9-9)
- 1.000 - Bowie, Leighton; Palm Beach Atlantic; 2/24/2004 (10-10)
- 1.000 - CHAMBERS, Reggie; Belmont; 2/20/2010 (8-8)
- 1.000 - COMER, Brett; at Stetson; 1/20/2012 (8-8)
- 1.000 - COMER, Brett; vs Florida A&M; 12/22/2013 (10-10)
- 1.000 - Coggins, Kelvin; vs University of North F; 11/13/2004 (12-12)
- 1.000 - Crislip, Bryan; Montevallo; 1/2/2005 (8-8)
- 1.000 - Crislip, Bryan; Warner Southern College; 1/30/2003 (10-10)
- 1.000 - Crislip, Bryan; Concordia College; 11/23/2002 (8-8)
- 1.000 - FIELER, Chase; at Kennesaw State; 1/25/2014 (9-9)
- 1.000 - FIELER, Chase; Campbell; 2/19/2011 (9-9)
- 1.000 - GOODWIN, Brandon; Webber International; 11/29/2017 (8-8)
- 1.000 - THOMPSON, Bernard; at Jacksonville; 2/2/2013 (8-8)
- 1.000 - THOMPSON, Bernard; at Samford; 11/28/2012 (8-8)
- 1.000 - TUCKER, Rayjon; at Lipscomb; 1/24/2016 (8-8)
- 1.000 - VARIDEL, Christophe; at Stetson; 1/25/2011 (9-9)
- 1.000 - VARIDEL, Christophe; ETSU; 2/4/2011 (8-8)

Most blocked shots

1. 8 - HICKS, Nate; Eckerd; 11/18/2013
2. 7 - MORANT, Demetris; at Stetson; 2/7/2015
3. 6 - MARKS, Kyle; Mercer; 2/14/2009
- 6 - Martin, Kevin; vs University of North F; 11/13/2004
5. 5 - FIELER, Chase; Lipscomb; 1/17/2013
- 5 - FIELER, Chase; USC Upstate; 12/19/2011
- 5 - HICKS, Nate; at USF; 12/17/2013
- 5 - MARKS, Kyle; UNF; 1/8/2010
- 5 - MORANT, Demetris; Stetson; 1/9/2016
- 5 - MORANT, Demetris; North Florida; 2/25/2015
- 5 - NARMBAYE, Roman; at Campbell; 1/24/2008
- 5 - NARMBAYE, Roman; at Kennesaw State; 2/16/2008
- 5 - NORELIA, Marc-Eddy; vs South Dakota; 12/28/2015

Most rebounds

1. 19 - HICKS, Nate; at USF; 12/17/2013
- 19 - Liddell, Adam; vs Marygrove; 2/15/2007
3. 18 - Liddell, Adam; Apprentice School; 2/10/2006
- 18 - NORELIA, Marc-Eddy; Youngstown State; 11/21/2015
- 18 - TERRELL, Christian; Youngstown State; 11/21/2015
6. 17 - MORANT, Demetris; Jacksonville; 1/28/2017
- 17 - MORANT, Demetris; Georgia Southern; 12/13/2016
8. 16 - O'NEIL, Derrick; at Stetson; 12/4/2008
- 16 - Tisme, Robinson; Calumet College; 1/3/2003
10. 15 - FIELER, Chase; ETSU; 3/6/2014
- 15 - Liddell, Adam; Puerto Rico-Cayey; 11/20/2006
- 15 - NORELIA, Marc-Eddy; Stetson; 2/27/2017

Most assists

1. 16 - Crislip, Bryan; at Johnson & Wales Unive; 1/18/2003
- 16 - Crislip, Bryan; Tri State University; 12/16/2002
- 16 - Crislip, Bryan; Anderson University; 12/29/2002
4. 15 - Crislip, Bryan; Florida College; 1/14/2003
- 15 - Crislip, Bryan; Illinois Wesleyan Univer; 12/20/2003
6. 14 - COMER, Brett; vs San Diego State; 3/24/2013
- 14 - COMER, Brett; at Massachusetts; 12/7/2014
- 14 - Crislip, Bryan; at Kentucky Wesleyan; 2/7/2004
9. 13 - Crislip, Bryan; at WV State College; 1/8/2003
- 13 - QUAINANCE, Rob; Kennesaw State; 1/19/2008

Most steals

1. 8 - Crislip, Bryan; at Clearwater Christian; 2/6/2003
2. 7 - BAKER, Reed; ETSU; 1/12/2009
- 7 - QUAINANCE, Rob; at Stetson; 2/23/2008
- 7 - Quaintance, Rob; Puerto Rico-Bayamon; 11/28/2006
5. 6 - BAKER, Reed; at North Florida; 12/2/2010
- 6 - Crislip, Bryan; Johnson & Wales Universi; 2/15/2003
- 6 - GRAF, Dajuan; Stetson; 3/4/2014
- 6 - LIDDELL, Adam; Pennsylvania; 12/29/2007
- 6 - O'NEIL, Derrick; at Jacksonville; 2/21/2009
- 6 - Quaintance, Rob; Florida Southern; 1/20/2007
- 6 - Quaintance, Rob; at Lynn; 12/9/2006
- 6 - THOMPSON, Bernard; Stetson; 1/25/2013
- 6 - THOMPSON, Bernard; at Stetson; 2/22/2013
- 6 - THOMPSON, Bernard; ETSU; 3/6/2014

2017-18 TV / RADIO SPEED CHART



BRANDON GOODWIN
G | 6-2 | 180 | R-Sr.
NORCROSS, GA.



TROY BAXTER JR.
F | 6-8 | 200 | RS
TALLAHASSEE, FLA.



JOSHUA KO
G | 6-1 | 167 | R-Sr.
KAILUA, H.I.



DARNELL ROGERS
G | 5-2 | 150 | Fr.
BALTIMORE, MD.



ZACH JOHNSON
G | 6-2 | 195 | R-Jr.
MIAMI, FLA.



KYLE HOFFMAN
G | 5-9 | 140 | So.
LAWRENCE, KANSAS



CHRISTIAN TERRELL
G | 6-5 | 187 | Sr.
JACKSONVILLE, FLA.



MARK MATTHEWS
G | 6-6 | 215 | RS
FORT MYERS, FLA.



RAYSEAN SCOTT JR.
F | 6-7 | 213 | So.
COMPTON, CALIF.



RICKY DOYLE
F | 6-10 | 253 | R-Jr.
CAPE CORAL, FLA.



RYAN MCADOO
G | 6-5 | 190 | Fr.
BOCA RATON, FLA.



BRADY ERNST
F | 6-10 | 230 | R-So.
CLINTON, IOWA



CHRISTIAN CARLYLE
G | 6-6 | 210 | So.
JACKSONVILLE, FLA.



MICHAEL GILMORE
F | 6-10 | 210 | R-Jr.
JACKSONVILLE, FLA.



BRIAN THOMAS
F | 6-9 | 240 | Fr.
KENNESAW, GA.



DINERO MERCURIUS
G | 6-4 | 200 | R-Jr.
ORLANDO, FLA.



ANTRAVIOUS SIMMONS
F | 6-9 | 250 | R-Sr.
MIAMI, FLA.



DOLAN MAHONEY
G | 6-2 | 185 | Jo.
BRADENTON, FLA.



RYAN ROCUANT
C | 6-10 | 220 | Fr.
ESTERO, FLA.



Joe Dooley
Head Coach
5th Season
29th Overall
GW '88



Michael Fly
Assistant Coach
7th Season
10th Overall
Kentucky '06



Tom Abatemarco
Assistant Coach
3rd Season
43rd Overall
Dowling '74



David Cason
Assistant Coach
1st Season
23rd Overall
Illinois State '96



Tyler Schwab
Dir. of Operations
5th Season
5th Overall
Spring Hill '12



Lawrence Brenneman
Video Operations
3rd Season
24th Overall
Geneva (Pa.) '85