



2016-17 MEN'S BASKETBALL #DUNKCITY INFOGRAPHIC GAME NOTES

2013: SWEET 16 | 2014: NIT | 2015: CIT | 2016: NCAA

2013 & 2016: ASUN TOURNAMENT CHAMPIONS | 2014: ASUN REGULAR SEASON CHAMPIONS

Contact: Jason MacBain | Email: jmacbain@fgcu.edu | Cell: 315.750.0236 | Office: 239.590.7061 | Twitter: @JaBain

SCHEDULE / RESULTS

NOVEMBER

NIT 11	vs. RV Florida %	7:30 PM
CIT 16	UT ARLINGTON	7 PM
NCAA 18	@ Baylor^	8 PM
NCAA 20	@ #9 Michigan State^	7 PM
23	BINGHAMTON^	7 PM
NIT 25	LONG BEACH STATE^	8 PM

29 AVE MARIA

DECEMBER

4	@ Georgia Southern	3 PM
CBI 9	SIENA	8 PM
11	FIU	8:15 PM
13	GEORGIA SOUTHERN	7 PM
17	@ La Salle	2 PM
VEGAS 20	@ Louisiana Tech	7:30 PM
22	FLORIDA NATIONAL	7 PM
28	@ FAU	7 PM
31	FLORIDA TECH	1 PM

JANUARY

7	@ Stetson*	4 PM
12	@ Kennesaw State*	7 PM
17	@ Lipscomb*	5 PM
19	USC UPSTATE*	7 PM
CIT 21	NJIT*	7 PM
NIT 25	@ North Florida*	7 PM
28	JACKSONVILLE*	7 PM
NIT 30	NORTH FLORIDA*	7 PM

FEBRUARY

4	@ Jacksonville*	7 PM
9	LIPSCOMB*	7 PM
11	KENNESAW STATE*	7 PM
CIT 16	@ NJIT*	7 PM
18	@ USC Upstate*	2 PM
23	STETSON*	7 PM

ASUN CHAMPIONSHIP

27	Quarterfinals	TBA
MARCH 2	Semifinals	TBA
5	Final	3 PM

% Veterans Memorial Arena (Jacksonville, FL)
^ Battle 4 Atlantis (Mainland)
* ASUN Conference Game

- FGCU_MBB
- @FGCU_MBB (10,747 followers)
- /FGCUMBB (18,319 likes)
- @FGCU_MBB (4,700 followers)
- /FGCUAthletics (377,652 views)



@FGCU_MBB
21-14

FGCU vs. RV FLORIDA

FGCU #20 In College Insider Mid-Major Poll
Veterans Memorial Arena (9,000) | Jacksonville, FL

TV: SEC Network+ | Bernie Guenther | Bill Koss

Radio: ESPN Radio 99.3 FM | JP Shadrack

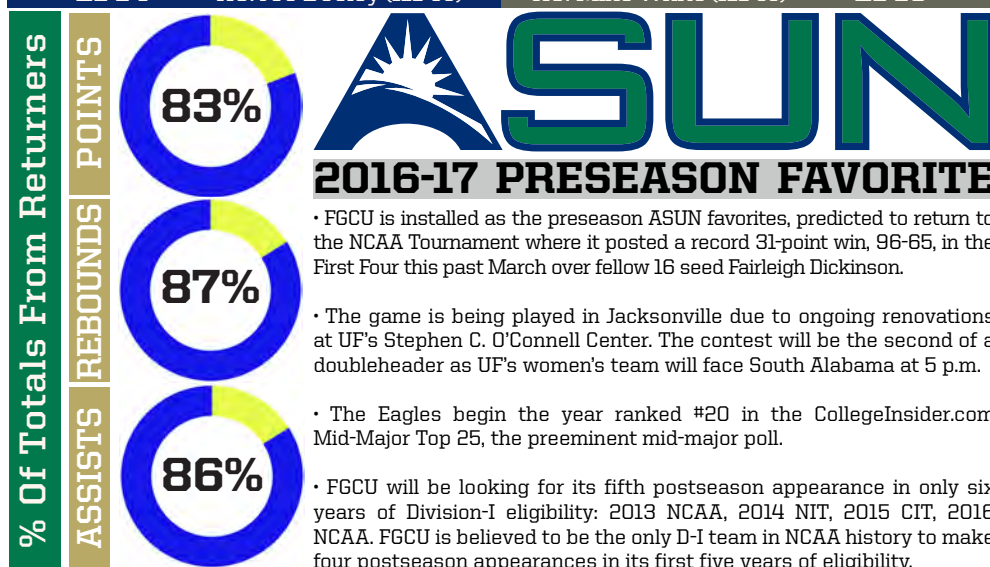
Series: Florida Leads, 3-0

Hashtags: #DunkCity | #ASUNMBB

HC: Joe Dooley (122-90) | HC: Mike White (122-55)



@GatorsMBK
21-15



PROBABLE STARTERS

5 ZACH JOHNSON (G)
R-So. | 6-2 | 195 | Miami, FL
11.1 PPG, 3.3 APG last year
ASUN Preseason All-Conference Team



0 BRANDON GOODWIN (G)
R-Jr. | 6-2 | 180 | Norcross, GA
10.2 PPG, 4.2 APG as a So. at UCF
Started all 30 games in 2014-15



11 CHRISTIAN TERRELL (G)
Jr. | 6-5 | 187 | Jacksonville, FL
12.7 PPG, 5.1 RPG last year
Increased scoring avg. by 9.4 ppg from Fr. year



21 DEMETRIS MORANT (F)
R-Sr. | 6-9 | 209 | Miami, FL
5.7 PPG, 5.3 RPG last year
Missed 12 games last year with a leg injury



32 ANTRAVIOUS SIMMONS (F)
R-Jr. | 6-9 | 250 | Miami, FL
7.9 PPG, 5.2 RPG last year
178 rbs were the 2nd-most on the team last year



TWEETABLES

5 THINGS TO KNOW IN

140 CHARACTERS OR LESS

1) Leading returning scorer and rebounder **Marc-Eddy Norelia** (17.1, 9.3) is questionable with a broken left (shooting) hand suffered in practice in early October.

2) Florida is the first opponent in a four-game season-opening stretch for FGCU which won at least 20 games last year and played in the postseason.

3) FGCU is the only D-I team in the state of Florida which has posted three-straight 20-win seasons (four-consecutive for the Eagles).

4) The Eagles had 61.1 percent of their total points last year come from 2-point baskets, ranking as the 4th-highest percentage in the country.

5) FGCU set D-I single-season program records last year in points per game (77.2), rebounds per game (40.6) and field-goal percentage (47.9).



MATCHUP BREAKDOWN

Stats from 2015-16



74.4	POINTS PER GAME	77.2
68.9	POINTS ALLOWED	70.7
39.9	REBOUNDS PER GAME	40.6
13.4	ASSISTS PER GAME	13.8
11.3	TURNOVERS PER GAME	12.5
6.5	STEALS PER GAME	6.6

ALL-TIME SERIES HISTORY: Florida Leads, 3-0

12/10/08: 90-64 @ UF

3/29/13: 62-50 - Sweet Sixteen (Arlington, TX)

11/27/15: 70-50 @ UF

Last year, FGCU held at 33-32 halftime lead before 12 2nd-half turnovers by the Eagles were converted into 18 points by the Gators - one more point than FGCU scored total in the final 20 minutes.

^ Florida enters its second season under head coach Mike White, returning seven of the team's top eight scorers from 2015-16. The Gators have won 24 consecutive season openers.

^ SEC All-Freshman guard KeVaughn Allen is UF's top returning scorer, averaging 11.6 points per game last year. John Egbunu was just behind Allen with 11.5 points per outing, a team-best 48 blocks and returns as the Gators' leading rebounder at 6.5 per contest.

^ Despite trailing at halftime, 34-33, in its lone exhibition game against Eckerd, Florida claimed a 91-63 victory over the Tritons on Oct. 26 at Jacksonville Veterans Memorial Arena.

^ The Gators ranked 14th in the nation last year in defensive efficiency at 92.8 percent.

^ UF participated in the NIT last season and won at North Florida (97-68) and at Ohio State (74-66) before falling short at eventual champion George Washington (82-77).

SCHEDULE BREAKDOWN



Of FGCU's 13 D-I non-conference opponents, seven finished last year ranked in the top 130 of the RPI, and three were in the top 50. All seven of those teams won at least 20 games and made postseason appearances in 2015-16.

FIRST FOUR GAMES (2015-16 Results)

vs. RV Florida: 21-15; 45 RPI; NIT

UT Arlington: 24-11; 107 RPI; CIT

@ Baylor: 22-12; 27 RPI; NCAA

@ #9 Michigan State: 29-6; 12 RPI; NCAA

Total: 96-44; 48 Avg. RPI; 4 Postseason App.

ASUN PRESEASON POLL

Records from 2015-16

	ASUN			OVERALL			
Points, 1st Votes	W	L	W%	W	L	W%	Postseason
1 FGCU (62, 6)	8	6	.571	21	14	.600	NCAA
2 North Florida (50, 2)	10	4	.714	22	12	.647	NIT
3 NJIT (47)	8	6	.571	20	15	.571	CIT
4 Lipscomb (40)	7	7	.500	12	21	.364	---
5 Stetson (34)	4	10	.286	12	22	.353	---
6 Jacksonville (24)	8	6	.571	16	16	.500	---
7 Kennesaw St. (20)	7	7	.500	11	20	.355	---
8 USC Upstate (11)	4	10	.286	10	22	.312	---

Preseason Player of the Year:

Dallas Moore, North Florida

Preseason Defensive Player of the Year:

Demetris Morant, FGCU

FGCU Members Of The ASUN Preseason All-Conference Team

Marc-Eddy Norelia (Unanimous Selection)

Zach Johnson

PAINT POINTS



19/22

Since Dooley took over the FGCU program, the Eagles have had a big emphasis on scoring in the paint. In addition to the aforementioned 61.1 percent of its total points last year coming off 2-point baskets, the Eagles scored 50 paint points or more on four occasions last year. In FGCU's entire pre-D-I era (2002-07), that happened just two times. FGCU out-scored its opponent in the paint 26 times last year, including 19 of its final 22 games.

RECAPING 2015-16

FGCU finished tied for 2nd in the ASUN with Jacksonville and NJIT at 8-6, but earned the 4th seed in the conference tournament.

The Eagles defeated 5th-seeded Kennesaw State at home in the quarterfinals, 74-64, went on the road and destroyed top-seeded North Florida, 89-56, and won the title at home against 7th-seeded Stetson in overtime, 80-78.

The ASUN Championship was the second for FGCU in four years. The Eagles have played in the title game in four of the five seasons they've been D-I postseason eligible.

FGCU received a 16 seed in the NCAA Tournament and played the opening game of March Madness in the First Four against Fairleigh Dickinson, posting the aforementioned record 31-point win, 96-65.

The Eagles went on to face top seed and eventual national-runner up North Carolina and trailed by just one point at halftime before falling, 83-67, in Raleigh. The one-point halftime margin was the smallest lead the Tar Heels had at intermission all NCAA Tournament.

#WEAREFGCU

When referring to the University, please be aware of the following policy regarding usage. First references to the intercollegiate athletic programs should be only **FGCU** (preferred) or **Florida Gulf Coast University**. The only secondary references used should be **Florida Gulf Coast** or **Eagles**. Please refrain from using Fla. Gulf Coast, FG Coast, Gulf Coast or any other similar combination.



FGCU GROWTH

FGCU moved to the Division-I ranks in 2007-08, becoming postseason eligible for the 2011-12 season. After starting their D-I transition with five-straight losing seasons, the Eagles have now posted four-consecutive 20-win seasons. After not finishing higher than 6th place in the ASUN the first five years, FGCU has finished no worse than a tie for 2nd each of the past four seasons.

YEAR	OVERALL	ASUN	ASUN FINISH
2007-08	10-21	6-10	T-8
2008-09	11-20	7-13	9
2009-10	8-21	5-15	T-10
2010-11	10-20	7-13	7
2011-12	15-17	8-10	T-6
2012-13	26-11	13-5	2
2013-14	22-13	14-4	T-1
2014-15	22-11	11-3	2
2015-16	21-14	8-6	T-2
D-I Total	145-148	79-79	
Last 4 Years	91-49	46-18	

NATIONAL RANKS

FGCU finished in the top 25 in the nation in a trio of key categories last year: 3-point percentage defense (12th, 30.4), rebounds per game (14th, 40.6) and field-goal percentage (23rd, 47.9).

PLAYER QUICK HITS

0 Brandon Goodwin: Averaged 10.2 points and a team-high 4.2 assists per game at UCF as a sophomore in 2014-15 ... started all 30 games.

1 Reggie Reid: ASUN Newcomer of the Week (Nov. 23) ... 106 assists were the 2nd-most among all ASUN freshmen (Johnson, 115).

3 Rayjon Tucker: ASUN Newcomer of the Week (Dec. 14) ... appeared in all 35 games ... reached double-figure points eight times.

11 Christian Terrell: FGCU's 2nd-leading scorer ... led the team in steals (1.2) ... increased his scoring by 9.4 points per game from 3.3 as a freshman.

13 RaySean Scott Jr.: Ranked as the nation's 22nd-best small forward in his high school class by ESPN ... as a senior he averaged team highs of 18 points and 12 rebounds per game ... Second Team All-State selection and First Team All-Conference pick.

21 Demetris Morant: Injury-plagued season which saw him miss 12 games ... rebound average was the 2nd-best on the team.

23 Christian Carlyle: Finished his high school career with 2,112 points ... as a senior he was named Florida Class 5A Player of the Year and Florida Times Union Player of the Year ... averaged 23.3 points, 4.8 rebounds and 3.3 assists per game.

32 Antravious Simmons: His 178 total rebounds were the 2nd-most on the team ... posted career highs with 21 points and 12 rebounds in the ASUN Final in only 23 minutes against Stetson.

RECORD SEASONS

Program Single Season

POINTS	
Marc-Eddy Norelia (2015-16)	597
Ryan Hopkins (2002-03)	580
Sherwood Brown (2012-13)	574

REBOUNDS	
Marc-Eddy Norelia (2015-16)	325
Adam Liddell (2006-07)	274
Chase Fieler (2013-14)	260



JOHNSON



FRESHMAN POINTS

Zach Johnson (2015-16)	387
Anthony Banks (2009-10)	374
Bernard Thompson (2011-12)	368

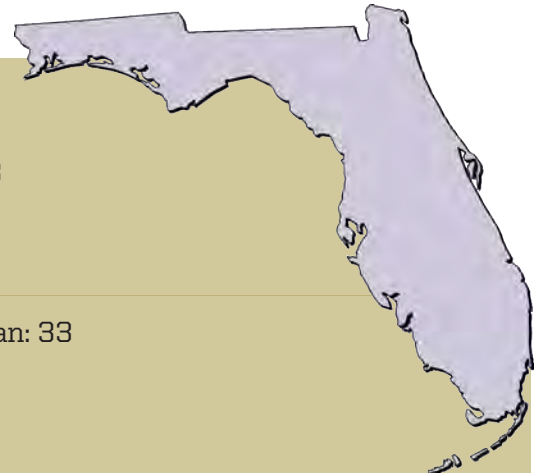
Johnson came on strong after the turn of the calendar to 2016 as the scoring point guard totaled 65 percent (252 of 387) of his points after ASUN play began.

Norelia, meanwhile, also set the program single-season record with 234 made field goals, 24 more than the previous mark (Brown in 2012-13). Norelia took 192 free throws (seven shy of breaking the single-season record of 198 held by Leighton Bowie in 2003-04) and made 129 (28 shy of surpassing Bowie's mark of 156 in 2002-03).

MOST WS IN FLORIDA

Since 2013-14 Season

Florida: 73
Miami: 69
FGCU: 65
North Florida: 63
Florida State: 58
FIU: 44
Jacksonville: 39
UCF: 38
Bethune-Cookman: 33
Stetson: 30
USF: 30
FAU: 27
Florida A&M: 23

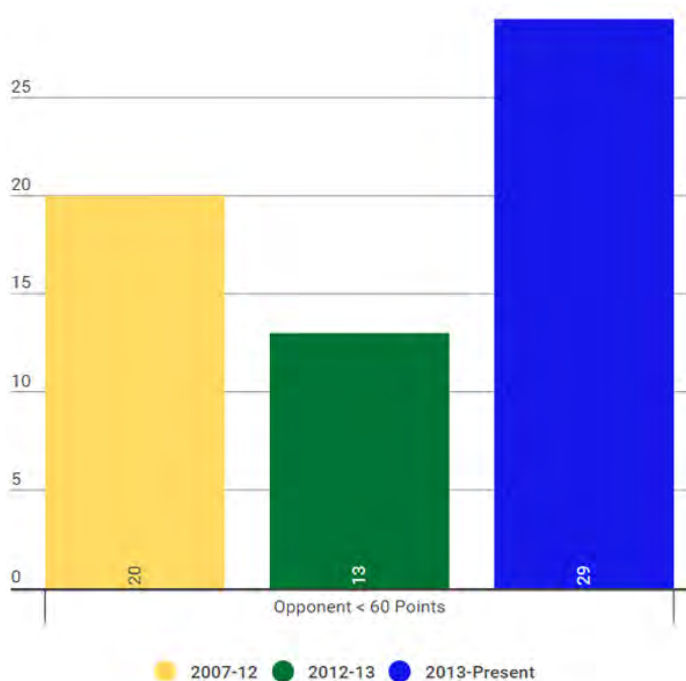


As FGCU has moved among some of the preeminent teams in the state, it has done so with Florida talent. Of returning team members from last year's squad, Florida natives were responsible for 68 percent of FGCU's points and 70 percent of the Green and Blue's rebounds.





LOCKING IN ON D



Since Dooley took over FGCU in 2013-14, FGCU has held 29 teams to 60 points or fewer. The Sweet Sixteen team in 2012-13 held 13 opponents to 60 points or fewer, but prior to that - in five seasons of D-I history - FGCU teams had only held opponents to 60 points or fewer 20 times.

The Eagles have led the ASUN in scoring defense in two of Dooley's three years with FGCU and finished 2nd in the other season.

MID-MAJOR POLL

#	Team (1st Votes)	Rcd.	Pts.	LW	Conference
1.	Gonzaga (22)	0-0	754	-	West Coast
2.	Saint Mary's (8)	0-0	745	-	West Coast
3.	Wichita State	0-0	655	-	Missouri Valley
4.	Illinois State	0-0	596	-	Missouri Valley
5.	Monmouth	0-0	571	-	MAAC
6.	UT Arlington	0-0	478	-	Sun Belt
7.	UNCW	0-0	461	-	Colonial
8.	Valparaiso (1)	0-0	444	-	Horizon
9.	Chattanooga	0-0	441	-	Southern
10.	Long Beach State	0-0	432	-	Big West
11.	Princeton	0-0	403	-	Ivy League
12.	Akron	0-0	387	-	MAC
13.	Belmont	0-0	363	-	Ohio Valley
14.	BYU	0-0	350	-	West Coast
15.	Fort Wayne	0-0	334	-	Summit
16.	Ohio	0-0	217	-	MAC
17.	Northern Iowa	0-0	212	-	Missouri Valley
18.	Stephen F. Austin	0-0	202	-	Southland
19.	North Dakota State	0-0	194	-	Summit
20.	FGCU	0-0	178	-	ASUN
21.	ETSU	0-0	135	-	Southern
22.	Siena	0-0	122	-	MAAC
23.	Grand Canyon	0-0	107	-	Western Athletic
24.	New Mexico State	0-0	102	-	Western Athletic
25.	Yale	0-0	83	-	Ivy League

Bold Denotes FGCU Opponent

Other Opponents Receiving Votes:
North Florida (23), Georgia Southern (13)

BAHAMAS TRIP



FGCU spent Aug. 5-10 at the Atlantis Resort in the Bahamas, playing three exhibition games and bonding as a team off the court. The Eagles won their three games by scores of 92-89, 113-58 and 87-69. In their first game, because of foul trouble and an injury-shortened bench, the Green and Blue finished the contest with just three players.

NATION'S ELITE

FGCU is one of just 31 teams in the nation to have won at least 20 games and played in the postseason each of the last four years, ranking the Eagles among the top-10 percent of clubs in the nation.

Furthermore, FGCU is one of just eight schools in the country to have its men's and women's teams win at least 20 games in four-straight seasons.





PROTECTING THE ROCK



FGCU set the single-season program record with nine games of single-digit turnovers last year, surpassing the previous record of eight from 2014-15. Eight single-digit turnover games is exactly how many the Eagles had in their entire pre-D-I history. In 2013-14, FGCU had six single-digit turnover games. Under Dooley, the Eagles have posted 23 of the program's 29 single-digit turnover games in the D-I era.

D-I IMPROVEMENT


Coinciding with taking care of the ball better, FGCU has steadily improved its D-I record nearly every season, and has increased its winning percentage under each of its now three D-I era coaches.

2007-08	10-21	2011-12	15-17
2008-09	11-20	2012-13	26-11
2009-10	8-21	Andy Enfield: 41-28 (.594)	
2010-11	10-20	2013-14	22-13
Dave Balza: 39-82 (.322)		2014-15	22-11
		2015-16	21-14
		Joe Dooley: 65-38 (.631)	

HOME SUCCESS



FGCU is 59-11 at Alico Arena since 2012-13. Eight of those 11 losses have come since the start of the 2014-15 season. FGCU was 16-4 at home last year, 13-4 in 2014-15, went 15-2 in 2013-14 and 15-1 in 2012-13.



Versus ASUN foes during the regular season since 2012-13, FGCU is 29-3 at The Nest. The Eagles had won 21 straight regular-season games at Alico Arena against ASUN competition before losing to North Florida in the home regular-season finale in 2014-15.

#DEPTHCITY

FGCU had 10 different players reach double-figure points in a game last year. The only teams in the nation with more were Boston University (12) and Georgia Southern (11) - which FGCU will play on Dec. 4 and 13. Below is a list of returning players who scored 10 or more points in a game, their season high and how many times they led (or tied) the team in scoring.

Marc-Eddy Norelia (18 - includes tie)	34
Zach Johnson (5 - includes 2 ties)	26
Christian Terrell (9 - includes tie)	25
Antravious Simmons (1)	21
Rayjon Tucker (1)	19
Reggie Reid	18
Kevin Mickle	14
Demetris Morant	12

Johnson led ASUN freshmen in APG (3.3) and finished 3rd in PPG (11.1). Terrell was 2nd among ASUN sophomores in PPG (12.7). Simmons paced ASUN sophomores in RPG (5.2) and Norelia was 2nd among ASUN juniors in RPG (9.3).



Despite only becoming Division-I postseason eligible for the 2011-12 season, FGCU has already claimed an impressive 14 wins in the postseason.

ASUN 11-3 NCAA 3-2 NIT 0-1

FGCU is the only FGCU reached the Sweet Sixteen as a No. 15 seed in 2013 when the Eagles defeated No. 2 Georgetown and No. 7 San Diego State en route to capturing the nation and earning the #DunkCity moniker. The Green and Blue lost to No. 3 Florida in the next round before going 1-1 in 2015-16.

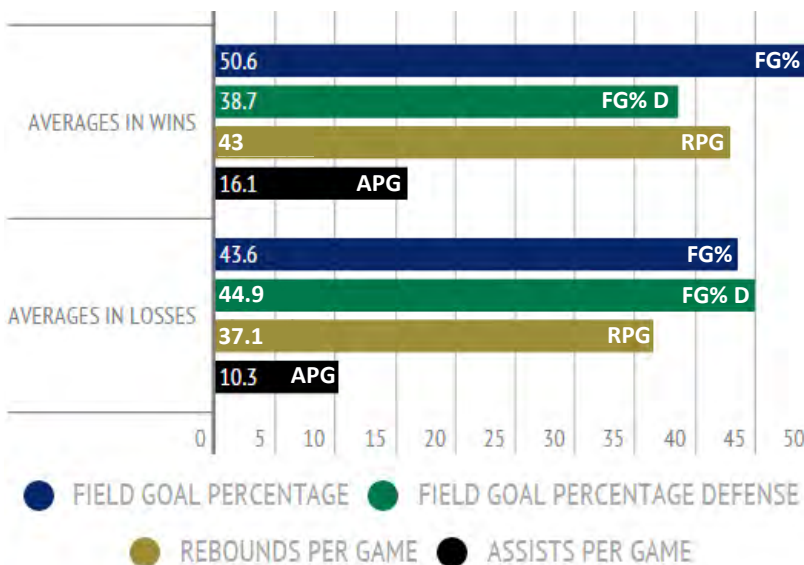
The Eagles received a No. 8 seed in the NIT in 2014 and traveled to No. 1 Florida State, falling just short (58-53) to the eventual NIT semifinalists.

CIT 0-1

FGCU made its first appearance in the CIT in 2015, falling at home to Texas A&M-Corpus Christi, 75-69.



W-L AVERAGES



RECORDS UNDER DOOLEY

FGCU has the following records under the direction of Dooley, who is entering his 4th year in 2016-17:

- Leading At The Half:** 50-4 (.926)
- Holding Opponent Below 40% FG:** 38-4 (.905)
- Grabbing More Rebounds:** 54-10 (.844)
- Scoring At Least 70 Points:** 44-9 (.830)
- Scoring At Least 80 Points:** 25-3 (.893)

2016-17 DUNK COUNTER

vs. Florida:



2015-16 TOTAL: 78
2014-15 TOTAL: 93
2013-14 TOTAL: 98
2012-13 TOTAL: 148

BY THE #s

80

The Eagles scored 80 or more points last year 16 times.

In Dooley's first two years at the helm, FGCU reached that mark just 12 times total.

2

FGCU overcame two 2nd-half double-digit deficits in the same season for the first time in program history.

58 points scored off the bench on Nov. 23 against Bowling Green were the most in the program's D-I history.

46

Since the start of the 2012-13 season, FGCU boasts a 46-18 (.719) record in ASUN regular-season games – six more wins than any other team in the league (North Florida, 40).

With a win over FDU, FGCU secured its third NCAA Tournament victory in four years. The Eagles are the only current ASUN member which has won an NCAA Tournament game, and are responsible for three of the league's seven all-time NCAA Tournament victories, dating back to the ASUN's initial appearance in March Madness in 1981.

Additionally, FGCU is one of only two teams all-time with three wins in just five NCAA Tournament contests, with the other being Cleveland State. The only schools with more than three NCAA victories all-time have played at least nine games to get those four wins.

RETWEETS

1) FGCU played five overtime games last year, setting a single-season program record. In its entire pre-D-I history, FGCU played three total OT contests.

2) Ten times last season FGCU had a game decided by five points or less. The Eagles were 6-4 in such games.

#DunkCity



FGCU TRADITION

2007-08

FGCU's first D-I season and first year as a member of the ASUN. The Eagles defeat North Florida, 70-67, in their first-ever league game and finish the year 6-10 in the ASUN (T-8th of 12 teams).

2008-09

The Eagles don't win a road game all season (0-14) and finish 7-13 in the ASUN (9th of 11 teams).

2009-10

The team wins its fewest ASUN games in single-season program history with just five en route to a 5-15 record (T-10th of 11 teams).

2010-11

FGCU starts 0-7 in league play, but begins to set the tone for a drastic shift in program history by finishing 7-6 on its way to a 7-13 ASUN record (7th of 11 teams).

2011-12

FGCU's first season of D-I postseason eligibility. The Eagles go 8-10 in the ASUN (T-6th of 11 teams) and earn the No. 6 seed in the conference tournament. FGCU defeats No. 3 USC Upstate, 71-61, upsets host and No. 2 Mercer in the semifinals, 62-58, before falling short in the title game to top-seeded Belmont, 83-69, after holding a 42-39 halftime lead.

2014-15

FGCU goes 11-3 in the ASUN (2nd of 8 teams) and receives the No. 2 seed, but falls at home in the ASUN semifinals to No. 3 USC Upstate, 63-62.

By reaching the ASUN Championship Final Game in each of its first three seasons of eligibility, FGCU became the only school in NCAA history to accomplish that feat.

1

2012-13



In just its second season of D-I postseason eligibility, FGCU goes 13-5 in the ASUN, earns the No. 2 seed in the conference tournament and for the second-straight year defeats Mercer on its home court -- this time in the final -- to earn an NCAA Tournament berth. The Eagles went on to become the only team in NCAA history to advance to the Sweet Sixteen as a 15 seed.

2013-14



FGCU wins its first ASUN regular-season championship with a record of 14-4 and earns the top seed in the ASUN tournament. But this time, No. 2-seeded Mercer defeats the Eagles on their home court in the title game, 68-60, and goes on to knock off Duke in the NCAA Tournament as a 14 seed.

2015-16





THE BIRTH OF DUNK CITY

March 22 & 24, 2013 • Philadelphia, Pa.



#15 FGCU 78 #2 Georgetown 68

FGCU used five 2nd-half dunks and a 21-2 run to turn a 31-31 game at the 17:27 mark into a 52-33 Eagles' lead by the 12:30 mark. With Georgetown trying to mount a comeback in the closing two minutes, sophomore point guard Brett Comer threw a brazen one-handed alley-oop to Chase Fieler, who finished with one hand and Georgetown never got closer than five the rest of the night.

#15 FGCU 81 #7 San Diego State 71

Leading 54-52 with 11:30 left, FGCU went on a 17-0 run to open up a 71-54 advantage with less than four minutes remaining. The 10-point final margin was the closest SDSU would get in the final eight minutes. After not having any dunks in the 1st half against Georgetown, the Eagles finished with 10 in the closing 60 minutes - the Georgetown 2nd half and entire SDSU game.

THE ONLY 15 SEED TO EVER ADVANCE TO THE SWEET 16

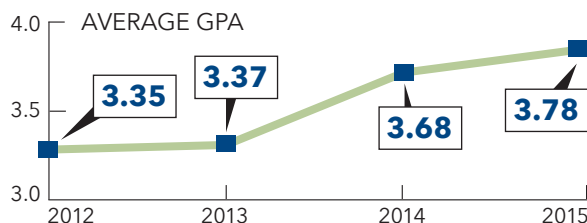
DUNK CITY EFFECT

THE MEN'S BASKETBALL TEAM'S DUNK CITY RUN AMPLIFIED THE FGCU EFFECT IN A HOST OF WAYS. HERE ARE A FEW:

FGCU STUDENT ENROLLMENT



ACADEMIC PROFILE OF ENTERING FRESHMEN



AVERAGE SAT SCORE

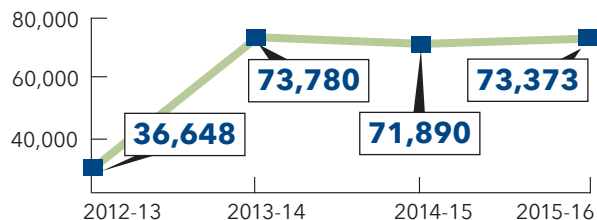
(INCLUDES WRITING)

FALL 2012
1528
FALL 2015
1583

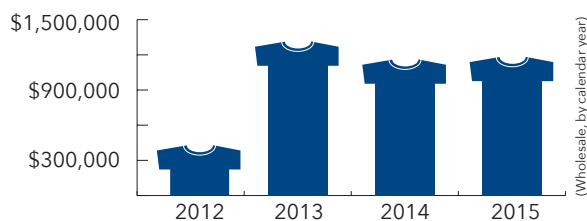
AVERAGE ACT SCORE

FALL 2012
21.8
FALL 2015
23.9

TOTAL YEARLY ATTENDANCE AT MEN'S HOME BASKETBALL GAMES



SALES OF LICENSED FGCU MERCHANDISE



FUNDRAISING STRIDES

2012-13 \$14 million
2015-16 \$30 million* (GOAL)

*Original \$18 million surpassed; new goal set.

ALUMNI PARTICIPATION RATE

2012-13 / **2.75%**
2014-15 / **7.1%**



DUNK CITY IMPACT

The national exposure from the Eagles' run to the Sweet Sixteen as a No. 15 seed in 2013 has had far-reaching impacts throughout the university and Southwest Florida:

>>> A 27-percent increase in freshman applications the next year, allowing the school to become more selective in its admission. The average high school GPA of admitted students has increased every year from 3.35 in Fall 2012 to 3.78 in Fall 2015 (2016 numbers not finalized yet).

>>> The university's fundraising office doubled its number of alumni donors in a year.

>>> The Athletic Department posted a record \$4.8 million in external revenues during the 2016 fiscal year, up from \$4.4 million in 2015 and a significant jump from only \$3.1 million in 2013 prior to the run to the Sweet Sixteen.

>>> Since 2013-14, FGCU has totaled 292,416 fans at Alico Arena. That number represents about one-third of the entire ASUN's home attendance over that time.

>>> Fans filled Alico last year to a capacity of 84.67 percent, ranking 50th in the nation and ahead of North Carolina, Florida, Texas, Ohio State, Florida State and Elite 8 participant Oregon. The only school in the state of Florida that had a higher percentage capacity last year than FGCU was Miami (37th, 87.89 percent).

SECOND ROUND

FGCU 78 68 G

THIRD ROUND

FGCU 81 71 U



>>> Earned his 100th career win on Feb. 21, 2015, at home against USC Upstate, 86-72. As FGCU's 3rd head coach in the D-I era (since 2007-08), he already holds the record for most wins (65).



JOE DOOLEY

THE DOOLEY FILE

HOMETOWN

West Orange, N.J.

EDUCATION

George Washington University '88
(B.A. in Speech Communications)

ANNOUNCED AS FGCU HEAD COACH

Wednesday, April 17, 2013

FAMILY

Tanya (Wife) | Max (Son)

COACHING CAREER

1988-91: South Carolina, Assistant
1991-95: East Carolina, Assistant
1995-99: East Carolina, Head
1999-2000: New Mexico, Assistant
2000-02: New Mexico, Associate Head
2002-03: Wyoming, Assistant
2003-2013: Kansas, Assistant
2013-Present: FGCU, Head

IN SHORT

In 2013-14, FGCU won the ASUN regular-season title and advanced to the NIT. In 2014-15, the Eagles won 22 games and earned a CIT berth. Last year, FGCU won the ASUN Tournament and posted a First Four triumph in the NCAA Tournament. He has coached eight all-conference selections at the helm of the Eagles. In August of 2013, ESPN named Dooley one of the top-two new hires positioned for success.

THE DOOLEY WORKSHEET - AS HEAD COACH

RECORD				
YEAR	SCHOOL	OVERALL	CONFERENCE	POSTSEASON
1995-1996	East Carolina	17-11	9-9 (T-4th; CAA)	-
1996-1997	East Carolina	17-10	9-7 (T-3rd; CAA)	-
1997-1998	East Carolina	10-17	5-11 (T-7th; CAA)	-
1998-1999	East Carolina	13-14	7-9 (7th; CAA)	-
2013-2014	FGCU	22-13	14-4 (T-1st; ASUN)	NIT 1st Rd
2014-2015	FGCU	22-11	11-3 (2nd; ASUN)	CIT 1st Rd
2015-2016	FGCU	21-14	8-6 (T-2nd; ASUN)	NCAA 1st Rd (First 4 Win)
TOTALS	8TH SEASON	122-90 (.575)	AT FGCU: 65-38 (.631)	

THE DOOLEY WORKSHEET - AS AN ASSISTANT COACH

RECORD				
YEAR	SCHOOL	OVERALL	CONFERENCE	POSTSEASON
1988-1989	South Carolina	19-11	8-4 (Metro Conf.)	NCAA 1st Rd
1989-1990	South Carolina	14-14	6-8 (Metro Conf.)	-
1990-1991	South Carolina	20-13	5-9 (Metro Conf.)	NIT 2nd Rd
1991-1992	East Carolina	10-18	4-10 (7th; CAA)	-
1992-1993	East Carolina	14-16	4-10 (7th; CAA)	NCAA 1st Rd
1993-1994	East Carolina	15-12	7-8 (5th; CAA)	-
1994-1995	East Carolina	18-11	7-8 (4th; CAA)	-
1999-2000	New Mexico	18-14	9-5 (3rd; Mountain West)	NIT 2nd Rd
2000-2001	New Mexico	21-13	6-8 (T-5th; Mountain West)	NIT Quarterfinal
2001-2002	New Mexico	16-14	6-8 (6th; Mountain West)	NIT 1st Rd
2002-2003	Wyoming	21-11	8-6 (T-4th; Mountain West)	NIT 2nd Rd
2003-2004	Kansas	24-9	12-4 (T-2nd; Big 12)	NCAA Elite 8
2004-2005	Kansas	23-7	12-4 (T-1st; Big 12)	NCAA 1st Rd
2005-2006	Kansas	25-8	13-3 (T-1st; Big 12)	NCAA 1st Rd
2006-2007	Kansas	33-5	14-2 (1st; Big 12)	NCAA Elite 8
2007-2008	Kansas	37-3	13-3 (T-1st; Big 12)	NCAA Champions
2008-2009	Kansas	27-8	14-2 (1st; Big 12)	NCAA Sweet 16
2009-2010	Kansas	33-3	15-1 (1st; Big 12)	NCAA 2nd Rd
2010-2011	Kansas	35-3	14-2 (1st; Big 12)	NCAA Elite 8
2011-2012	Kansas	32-7	16-2 (1st; Big 12)	NCAA Runner-Up
2012-2013	Kansas	31-6	14-4 (T-1st; Big 12)	NCAA Sweet 16
TOTAL	21 SEASONS	486-206 (.702)		



ROSTER BREAKDOWN

NO.	NAME	POS.	HT.	WT.	YR.	HOMETOWN/PREVIOUS SCHOOL(S)
0	Brandon Goodwin	G	6-2	180	R-Jr.	Norcross, Ga./Norcross HS/UCF
1	Reggie Reid	G	5-11	162	So.	Harlem, Ga./Harlem HS
2	Joshua Ko *	G	6-1	167	R-Jr.	Kailua, H.I./Kalaheo HS/Pittsburgh
3	Rayjon Tucker	G	6-5	205	So.	Charlotte, N.C./Northside Christian Academy
4	Maxx Bleacher *	G	6-2	180	So.	Boca Raton, Fla./West Boca Raton HS
5	Zach Johnson	G	6-2	195	R-So.	Miami, Fla./Norland HS
10	Kevin Mickle	F	6-7	220	R-Jr.	Brooklyn, N.Y./St. Benedict's Prep/Broward College/CCSU
11	Christian Terrell	G	6-5	187	Jr.	Jacksonville, Fla./Providence HS
12	C.J. Williamson ^	G	6-6	200	So.	Orlando, Fla./Evans HS/Texas Tech
13	RaySean Scott Jr.	F	6-7	213	Fr.	Compton, Calif./Compton HS
14	Rendijs Feikners *	G	6-2	172	Fr.	Riga, Latvia/Tallwood HS/Elevation Preparatory Academy
15	Ricky Doyle ^	F	6-10	253	Jr.	Cape Coral, Fla./Bishop Verot HS/Michigan
21	Demetris Morant	F	6-9	209	R-Sr.	Miami, Fla./Bishop Gorman HS/UNLV
23	Christian Carlyle	G	6-6	210	Fr.	Jacksonville, Fla./Bishop Kenny HS
25	Marc-Eddy Norelia	F	6-8	218	R-Sr.	Orlando, Fla./Olympia HS/Tulane
32	Antravious Simmons	F	6-9	250	R-Jr.	Miami, Fla./South Miami HS/VCU
33	Dolan Mahoney *	G	6-2	185	So.	Bradenton, Fla./IMG Academy

^ Will utilize a redshirt season in 2016-17 in accordance with NCAA transfer rules.

* Walk On

KEY RETURNERS

PLAYER	POS.	YR.	GP/GS	MPG	PPG	RPG	AST	FG%	NOTES
Marc-Eddy Norelia	F	R-Sr.	35/34	32.8	17.1	9.3	0.8 blk	.545	Program season pts & rbs record
Christian Terrell	G	Jr.	35/24	29.2	12.7	5.1	2.3	.445	Team leader in steals (1.2 spg)
Zach Johnson	G	R-So.	35/20	26.9	11.1	2.5	3.3	.473	Team leader in assists & 3PT %
Antravious Simmons	F	R-Jr.	34/16	16.5	7.9	5.2	0.7	.541	Cleared 24 hrs before opener last yr.
Rayjon Tucker	G	So.	35/1	18.5	6.2	3.1	0.8	.545	2nd-highest FT % last year (.714)
Demetris Morant	F	R-Sr.	23/18	18.4	5.7	5.3	1.4 blk	.576	Healthy after missing 12 gms last yr.
Reggie Reid	G	So.	34/14	16.9	3.7	1.3	3.1	.362	2nd-most asts for ASUN freshmen last yr.
Kevin Mickle	F	R-Jr.	31/0	10.4	2.1	2.0	0.3	.491	Arguably team's best defender

TRANSFERS ELIGIBLE

PLAYER	POS.	YR.	ADDITIONAL INFORMATION
Brandon Goodwin	G	R-Jr.	10.2 ppg, team-high 4.2 apg at UCF in 2014-15; started all 30 games
Joshua Ko	G	R-Jr.	Walk-on from the University of Pittsburgh; ACC Academic Honor Roll in 2014

KEY NEWCOMERS

PLAYER	POS.	YR.	ADDITIONAL INFORMATION
Christian Carlyle	G	Fr.	Florida 5A Player of the Year as a senior; 2,112 career points; 23.3 ppg as a Sr.
RaySean Scott Jr.	G	Fr.	Team-high 18 ppg & 12 rpg as a senior; Second Team All-State as a senior

TRANSFERS SITTING OUT

PLAYER	POS.	YR.	ADDITIONAL INFORMATION
Ricky Doyle	F	Jr.	Played in 67 of a possible 68 games at Michigan; started 30; 4.9 ppg, 2.5 rpg
C.J. Williamson	G	So.	Played in 21 games as a freshman at Texas Tech; career-best 6 pts at #6 WVU



Joe Dooley
Head Coach
4th Season
28th Overall
GW '88



Michael Fly
Assistant Coach
6th Season
9th Overall
Kentucky '06




Tom Abatemarco
Assistant Coach
2nd Season
42nd Overall
Dowling '74



Aaron Miles
Assistant Coach
1st Season
1st Overall
Kansas '05



Tyler Schwab
Dir. of Operations
4th Season
4th Overall
Spring Hill '12



Lawrence Brenneman
Video Operations
2nd Season
23rd Overall
Geneva (Pa.) '85



O BRANDON GOODWIN

R-Jr. | G | 6-2 | 180 | Norcross, Ga. | UCF | Norcross HS

RECORD PERFORMANCES

POINTS

Career 30 @ Houston (1/6/15)
Season
ASUN

REBOUNDS

Career 11 vs. Stetson (12/7/13)
Season
ASUN

ASSISTS

Career 13 @ Tulane (2/19/15)
Season
ASUN

STEALS

Career 4, 3x, Last vs. Memphis (2/22/15)
Season
ASUN

FIELD GOALS MADE

Career 12 @ Houston (1/6/15)
Season
ASUN

FIELD GOALS ATTEMPTED

Career 17 @ Houston (1/6/15)
Season
ASUN

FREE THROWS MADE

Career 7, 2x, Last vs. Tulane (1/14/15)
Season
ASUN

FREE THROWS ATTEMPTED

Career 13 vs. Tulane (1/14/15)
Season
ASUN

3-POINT FIELD GOALS MADE

Career 4 @ Houston (1/6/15)
Season
ASUN

3-POINT FIELD GOALS ATTEMPTED

Career 7 @ SMU (1/11/15)
Season
ASUN

MINUTES

Career 50 vs. Tulane (1/14/15)
Season
ASUN

MISCELLANEOUS

	Season	Career
Double-Figure Points		18
20+ Points		1
Double-Doubles		1
5+ Rebounds		13
7+ Assists		6
Double-Figure Assists		1
Games W/ Multiple 3-Pointers		2
Games W/ Multiple Steals		12

CAREER STATS

			Total		3-Point		F-Throws		Rebounds											Scoring	
Season	gp-gs	min/avg	fg-fga	pct	fg-fga	pct	ft-fa	pct	off	def	tot	avg	pf	fo	ast	to	blk	stl	pts	avg	
2013-14*	28-9	412/14.7	25-63	.397	4-18	.222	29-49	.592	14	39	53	1.9	29	0	49	30	1	13	83	3.0	
2014-15*	30-30	1013/33.8	108-247	.437	17-65	.262	74-122	.607	36	81	117	3.9	59	1	127	88	4	37	307	10.2	
All*	58-39	1425/24.6	133-310	.429	21-83	.253	103-171	.602	50	120	170	2.9	88	1	176	118	5	50	390	6.7	

Transferred to FGCU from UCF prior to the 2015-16 season. Averaged 10.2 ppg and a team-high 4.2 apg as a sophomore at UCF in 2014-15.

As a Sophomore: Started all 30 games, with his scoring average ranking 22nd in the American Athletic Conference and his assist average ranking 4th in the league ... led UCF in steals at 1.2 per game, an average which was good for 10th in the AAC ... scored a career-high 30 points in a 79-78 overtime win at Houston in January ... accentuated his performance in extraordinary fashion, first by scoring the final 13 points of the game for UCF, including a 30-footer with two seconds left in regulation to send the game into overtime, and then by hitting a step-back 3-point er with 1.1 seconds on the clock to win it for the Knights ... 13 assists at Tulane on Feb. 19 to tie the single-game AAC record ... played 1,013 minutes on the season (33.8 per game), which was the second-most on the team and the 11th-most in UCF single-season history.

@goodysav

GAME-BY-GAME STATS



1 REGGIE REID

So. | G | 5-11 | 162 | Harlem, Ga. | Harlem HS

RECORD PERFORMANCES

As A Freshman | 3.7 ppg, 3.1 apg

POINTS

Career 18 vs. Youngstown State (11/21/15)
Season
ASUN 8 @ NJIT (2/13/16)

REBOUNDS

Career 5 vs. Webber International (1/5/16)
Season
ASUN 3, 4x, Last @ North Florida (1/30/16)

ASSISTS

Career 9, 2x, Last vs. North Dakota (11/22/15)
Season
ASUN 5 vs. NJIT (1/14/16)

STEALS

Career 5 vs. Youngstown State (11/21/15)
Season
ASUN 2 @ USC Upstate (2/11/16)

FIELD GOALS MADE

Career 5 vs. Youngstown State (11/21/15)
Season
ASUN 3 vs. Stetson (1/9/16)

FIELD GOALS ATTEMPTED

Career 9, 2x, Last vs. South Dakota (12/28/15)
Season
ASUN 7 @ NJIT (2/13/16)

FREE THROWS MADE

Career 6 vs. Youngstown State (11/21/15)
Season
ASUN 2 @ NJIT (2/13/16)

FREE THROWS ATTEMPTED

Career 8 vs. Youngstown State (11/21/15)
Season
ASUN 3 vs. USC Upstate (1/16/16)

3-POINT FIELD GOALS MADE

Career 2, 2x, Last @ NJIT (2/13/16)
Season
ASUN 2 @ NJIT (2/13/16)

3-POINT FIELD GOALS ATTEMPTED

Career 5, 2x, Last @ NJIT (2/13/16)
Season
ASUN 5 @ NJIT (2/13/16)

MINUTES

Career 40 vs. Youngstown State (11/21/15)
Season
ASUN 20 @ NJIT (2/13/16)

MISCELLANEOUS

	Season	Career
Double-Figure Points		1
20+ Points		
Team Leader/Scoring		
Double-Doubles		
5+ Rebounds		1
5+ Assists		7
7+ Assists		2
Double-Figure Assists		
Team Leader/Assists		16
Games W/ A Steal		14

CAREER STATS

Season	gp-gs		min/avg		Total		3-Point		F-Throws		Rebounds				Scoring			
					fg-fga	pct	fg-fga	pct	ft-fta	pct	off	def	tot	avg	pts	avg	pts	avg
2015-16	34-14	575/16.9	42-116	.362	16-53	.302	26-44	.591	5	40	45	1.3	63	1	106	41	3	23
TOTAL	34-14	575/16.9	42-116	.362	16-53	.302	26-44	.591	5	40	45	1.3	63	1	106	41	3	23





3 | RAYJON TUCKER

So. | G | 6-5 | 205 | Charlotte, N.C. | Northside Christian Academy

RECORD PERFORMANCES

POINTS

Career 19 @ Kennesaw State (1/21/16)
Season
ASUN 19 @ Kennesaw State (1/21/16)

REBOUNDS

Career 9 vs. Ave Maria (11/29/15)
Season
ASUN 7 @ Jacksonville (2/1/16)

ASSISTS

Career 4 vs. Webber International (1/5/16)
Season
ASUN 2, 3x, Last @ NJIT (2/13/16)

STEALS

Career 3, 2x, Last vs. Eckerd (1/2/16)
Season
ASUN 1, 4x, Last vs. Kennesaw State (2/20/16)

FIELD GOALS MADE

Career 5, 3x, Last @ USC Upstate (2/11/16)
Season
ASUN 5, 2x, Last @ USC Upstate (2/11/16)

FIELD GOALS ATTEMPTED

Career 7, 3x, Last @ Kennesaw State (1/21/16)
Season
ASUN 7 @ Kennesaw State (1/21/16)

FREE THROWS MADE

Career 8 @ Lipscomb (1/24/16)
Season
ASUN 8 @ Lipscomb (1/24/16)

FREE THROWS ATTEMPTED

Career 8, 3x, Last @ Lipscomb (1/24/16)
Season
ASUN 8, 2x, Last @ Lipscomb (1/24/16)

3-POINT FIELD GOALS MADE

Career 3 @ Stetson (2/25/16)
Season
ASUN 3 @ Stetson (2/25/16)

3-POINT FIELD GOALS ATTEMPTED

Career 2, 9x, Last vs. Kennesaw State (2/20/16)
Season
ASUN 2, 5x, Last vs. Kennesaw State (2/20/16)

MINUTES

Career 38 vs. Youngstown State (11/21/15)
Season
ASUN 32 @ Jacksonville (2/1/16)

MISCELLANEOUS

	Season	Career
Double-Figure Points		8
20+ Points		
Team Leader/Scoring		1
Double-Doubles		
5+ Rebounds		7
5+ Offensive Rebounds		1
5+ Assists		
Team Leader/Assists		
Games W/ A Steal		13
Multi-Steal Games		5

CAREER STATS

			Total		3-Point		F-Throws		Rebounds											Scoring	
Season	gp-gs	min/avg	fg-fga	pct	fg-fga	pct	ft-fta	pct	off	def	tot	avg	pf	fo	ast	to	blk	stl	pts	avg	
2015-16	35-1	649/18.5	66-121	.545	14-39	.359	70-98	.714	24	83	107	3.1	63	2	28	41	8	21	216	6.2	
TOTAL	35-1	649/18.5	66-121	.545	14-39	.359	70-98	.714	24	83	107	3.1	63	2	28	41	8	21	216	6.2	

As A Freshman | 6.2 ppg, 3.1 rpg

ASUN Conference Newcomer of the Week (Dec. 14) after converting a game-winning and-1 finish with 10.6 seconds to play against UMass (Dec. 13) ... appeared in all 35 games, making one start (Stetson, Jan. 9) ... reached double-figure points eight times ... tallied a career-high 19 points to lead FGCU at Kennesaw State (Jan. 21), going 5-7 from the floor and 7-8 from the free throw line ... tallied a then-season-high 15 UMass and added seven rebounds in that contest ... also scored 15 points at USC Upstate (Feb. 11), going an efficient 5-6 from the floor545 field goal percentage (66-121) was tied for the team lead of players who attempted at least 100 shots714 free throw percentage (70-98) was the 2nd-best on the team ... closed in on his first career double-double with eight points and a season-high nine rebounds against Ave Maria (Nov. 29).



@Rayjon_Tucker24

GAME-BY-GAME STATS



5 ZACH JOHNSON

R-So. | G | 6-2 | 195 | Miami, Fla. | Norland HS

RECORD PERFORMANCES

POINTS

Career 26 vs. Bowling Green (11/23/15)
Season
ASUN 25 @ Jacksonville (2/1/16)

REBOUNDS

Career 5, 4x, Last vs. Fairleigh Dickinson (3/15/16)
Season
ASUN 5, 2x, Last @ Lipscomb (1/24/16)

ASSISTS

Career 7, 2x, Last vs. Fairleigh Dickinson (3/15/16)
Season
ASUN 7 vs. Lipscomb (2/18/16)

STEALS

Career 4 vs. Webber International (1/5/16)
Season
ASUN 2 @ North Florida (1/30/16)

FIELD GOALS MADE

Career 11 vs. Bowling Green (11/23/15)
Season
ASUN 9 @ Jacksonville (2/1/16)

FIELD GOALS ATTEMPTED

Career 15 @ Jacksonville (2/1/16)
Season
ASUN 15 @ Jacksonville (2/1/16)

FREE THROWS MADE

Career 8 vs. Kennesaw State (2/20/16)
Season
ASUN 8 vs. Kennesaw State (2/20/16)

FREE THROWS ATTEMPTED

Career 11 vs. Stetson (3/6/16)
Season
ASUN 10 vs. Kennesaw State (2/20/16)

3-POINT FIELD GOALS MADE

Career 4 @ Jacksonville (2/1/16)
Season
ASUN 4 @ Jacksonville (2/1/16)

3-POINT FIELD GOALS ATTEMPTED

Career 6 @ Jacksonville (2/1/16)
Season
ASUN 6 @ Jacksonville (2/1/16)

MINUTES

Career 38 @ Jacksonville (2/1/16)
Season
ASUN 38 @ Jacksonville (2/1/16)

MISCELLANEOUS

	Season	Career
Double-Figure Points		20
20+ Points		2
Team Leader/Scoring		5
Double-Doubles		4
5+ Rebounds		4
5+ Assists		13
7+ Assists		2
Double-Figure Assists		
Team Leader/Assists		17
Games W/ A Steal		17

CAREER STATS

			Total		3-Point		F-Throws		Rebounds											Scoring	
Season	gp-gs	min/avg	fg-fga	pct	fg-fga	pct	ft-fta	pct	off	def	tot	avg	pf	fo	ast	to	blk	stl	pts	avg	
2015-16	35-20	941/26.9	141-298	.473	27-71	.380	78-120	.650	11	78	89	2.5	83	2	115	82	19	31	387	11.1	
TOTAL	35-20	941/26.9	141-298	.473	27-71	.380	78-120	.650	11	78	89	2.5	83	2	115	82	19	31	387	11.1	

As A Redshirt Freshman | 11.1 ppg, 3.3 apg

ASUN All-Freshman Team ... ASUN All-Tournament Team ... ASUN Co-Newcomer of the Week (Jan. 18, Feb. 8) ... set the FGCU freshman scoring record with 387 points, surpassing previous mark of 374 by Anthony Banks in 2009-10 ... ranked 3rd on FGCU in scoring and led the Eagles in assists ... 115 total assists led all ASUN freshmen ... led the ASUN in league games in 3-point percentage (.471, 16-34) ... averaged 16 points and passed out three assists in three ASUN Tournament contests ... reached double-figure points in 17 of the final 22 games of the year ... after scoring 18 total points in the first four games of the year, he exploded for a season-high 26 against Bowling Green (Nov. 23) ... shot 11-13 from the floor against the Falcons, with the .846 percentage ranking as the 6th-best in single-game program history ... fell one point shy of matching his season and career high with 25 points at Jacksonville (Feb. 1) ... reached double-figure points 20 times ... led the team in scoring five times ... passed out five or more assists 13 times, led by a season-high seven on two occasions with the final occurrence coming in the NCAA Tournament First Four versus Fairleigh Dickinson (Mar. 15) ... led FGCU in 3-point percentage (.380, 27-71) ... averaged 26.9 minutes per game.

@ZachJohnson5n

GAME-BY-GAME STATS



10 KEVIN MICKLE

R-Jr. | F | 6-7 | 220 | Brooklyn, N.Y. | Broward | CCSU | St. Benedict's

RECORD PERFORMANCES

POINTS

Career	31 at Palm Beach State (1/7/15)
Season	
ASUN	4 @ North Florida (1/30/16)

TOTAL REBOUNDS

Career	18 vs. Wytheville (1/3/15)
Season	
ASUN	5 vs. Stetson (1/9/16)

OFFENSIVE REBOUNDS

Career	10 vs. Wytheville (1/3/15)
Season	
ASUN	3 vs. Stetson (1/9/16)

DEFENSIVE REBOUNDS

Career	10 vs. TAAG Academy (12/11/14)
Season	
ASUN	4 vs. NJIT (1/14/16)

BLOCKS

Career	5, 2x, Last vs. Wytheville (1/3/15)
Season	
ASUN	1 @ NJIT (2/13/16)

FIELD GOALS MADE

Career	11, 2x, Last vs. Miami Dade (1/10/15)
Season	
ASUN	2 @ North Florida (1/30/16)

FIELD GOALS ATTEMPTED

Career	18 vs. Red Devils Academy (11/5/14)
Season	
ASUN	4 @ North Florida (1/30/16)

FREE THROWS MADE

Career	11 at Palm Beach State (1/7/15)
Season	
ASUN	1 @ Lipscomb (1/24/16)

FREE THROWS ATTEMPTED

Career	14 at Palm Beach State (1/7/15)
Season	
ASUN	2 vs. Stetson (1/9/16)

MINUTES

Career	25 vs. Webber International (1/5/16)
Season	
ASUN	20 vs. USC Upstate (1/16/16)

MISCELLANEOUS

	Season	Career
Double-Doubles		13
20+ Points		5
Team Leader/Scoring		4
10+ Rebounds		14
5+ Offensive Rebounds		11
10+ Defensive Rebounds		1
Games W/ A Block		27
Multi-Block Games		13

As A Redshirt Sophomore | 2.1 ppg, 2 rpg

Appeared in 31 games and logged a total of 323 minutes ... after a slow start to the season he posted nine points and six rebounds against Youngstown State (Nov. 21) ... approached a double-double with a then-season-best 12 points and a season-high seven rebounds versus Ave Maria (Nov. 29) ... scored a season-high 14 points against Webber International (Jan. 5) ... totaled four points and four rebounds at North Florida (Jan. 30), playing important minutes with a shortened bench because of injuries ... concluded the year with six points in 16 minutes against eventual national runner-up North Carolina in the NCAA Tournament First Round after totaling just four points in the previous nine games ... emerged as a valuable defensive presence ... grabbed five or more rebounds on four occasions ... had a season-best five offensive rebounds against Youngstown State.



@mickle_kevin

GAME-BY-GAME STATS

CAREER STATS

Season	gp-gs	min/avg	Total		3-Point		F-Throws		Rebounds				Scoring							
			fg-fga	pct	fg-fga	pct	ft-fta	pct	off	def	tot	avg	pf	fo	ast	to	blk	stl	pts	avg
2014-15*	29-29	0/0.0	164-300	.547	0-0	.000	66-121	.545	121	154	275	9.5	73	1	23	31	48	36	394	13.6
2015-16	31-0	323/10.4	27-55	.491	0-0	.000	12-21	.571	27	36	63	2.0	41	1	8	30	4	7	66	2.1
TOTAL	31-0	323/10.4	27-55	.491	0-0	.000	12-21	.571	27	36	63	2.0	41	1	8	30	4	7	66	2.1
All*	60-29	323/5.4	191-355	.538	0-0	.000	78-142	.549	148	190	338	5.6	114	2	31	61	52	43	460	7.7



11 CHRISTIAN TERRELL

Jr. | G | 6-5 | 187 | Jacksonville, Fla. | Providence HS

RECORD PERFORMANCES

POINTS

Career	25 vs. South Dakota (12/28/15)
Season	
ASUN	18 vs. USC Upstate (1/16/16)

REBOUNDS

Career	18 vs. Youngstown State (11/21/15)
Season	
ASUN	10 vs. Jacksonville (1/27/16)

ASSISTS

Career	7 vs. North Carolina (3/17/16)
Season	
ASUN	4, 4x, Last vs. Lipscomb (2/18/16)

STEALS

Career	5 vs. South Dakota (12/28/15)
Season	
ASUN	3 vs. North Florida (2/6/16)

FIELD GOALS MADE

Career	9 vs. Ave Maria (11/29/15)
Season	
ASUN	7, 2x, Last @ Kennesaw State (1/21/16)

FIELD GOALS ATTEMPTED

Career	19 vs. South Dakota (12/28/15)
Season	
ASUN	14, 2x, Last @ North Florida (1/30/16)

FREE THROWS MADE

Career	7, 2x, Last vs. Fairleigh Dickinson (3/15/16)
Season	
ASUN	4, 3x, Last vs. Kennesaw State (2/20/16)

FREE THROWS ATTEMPTED

Career	9, 2x, Last vs. South Dakota (12/28/15)
Season	
ASUN	7 vs. Jacksonville (1/27/16)

3-POINT FIELD GOALS MADE

Career	5 vs. Florida Tech (12/3/14)
Season	
ASUN	2, 5x, Last vs. Kennesaw State (2/20/16)

3-POINT FIELD GOALS ATTEMPTED

Career	9 vs. Youngstown State (11/21/15)
Season	
ASUN	7 vs. NJIT (1/14/16)

MINUTES

Career	40, 2x, Last vs. Stetson (3/6/16)
Season	
ASUN	38, 2x, Last vs. Lipscomb (2/18/16)

MISCELLANEOUS

	Season	Career
Double-Figure Points		28
20+ Points		5
Team Leader/Scoring		10
Games W/ A 3-Pointer		39
5+ Rebounds		22
5+ Assists		4
Multi-Steal Games		15

CAREER STATS

			Total		3-Point		F-Throws		Rebounds											Scoring	
Season	gp-gs	min/avg	fg-fga	pct	fg-fga	pct	ft-fita	pct	off	def	tot	avg	pf	fo	ast	to	blk	stl	pts	avg	
2014-15	33-1	392/11.9	38-99	.384	19-55	.345	15-20	.750	7	45	52	1.6	33	0	26	28	7	9	110	3.3	
2015-16	35-24	1021/29.2	159-357	.445	47-131	.359	81-113	.717	38	139	177	5.1	67	0	82	46	13	42	446	12.7	
TOTAL	68-25	1413/20.8	197-456	.432	66-186	.355	96-133	.722	45	184	229	3.4	100	0	108	74	20	51	556	8.2	

As A Sophomore | 12.7 ppg, 5.1 rpg

ASUN All-Tournament Team ... FGCU's second-leading scorer and third-leading rebounder in terms of total boards (177) ... led the team in steals (1.2) ... increased his scoring by 9.4 points per game from 3.3 as a freshman ... grabbed a career-high 18 rebounds against Youngstown State (Nov. 21), one shy of matching the Division-I program single-game record ... averaged 15.3 points, 5.3 rebounds and four assists per game in three ASUN Tournament games en route to being named an all-tournament selection ... scored a team-high 15 points, grabbed a team-best seven rebounds and issued a career-high seven assists in FGCU's NCAA Tournament First Round game against eventual national runner-up North Carolina ... just missed what would have been his third double-double of the year with 14 points and nine rebounds versus Fairleigh Dickinson in the NCAA Tournament First Four led the Eagles in scoring nine times and had 25 double-figure point outings ... tallied a career-high 25 points versus South Dakota (Dec. 28), tying a career best with seven made free throws and also adding a career-high five steals ... led FGCU with 47 made 3-pointers ... secured his first two career double-doubles with 12 points and 18 rebounds against Youngstown State and another with 13 points and 10 rebounds versus Jacksonville (Jan. 27).

@Cterrell35

GAME-BY-GAME STATS



13 RAYSEAN SCOTT JR.

Fr. | F | 6-7 | 213 | Compton, Calif. | Compton HS

RECORD PERFORMANCES

POINTS

Career
Season
ASUN

REBOUNDS

Career
Season
ASUN

ASSISTS

Career
Season
ASUN

STEALS

Career
Season
ASUN

FIELD GOALS MADE

Career
Season
ASUN

FIELD GOALS ATTEMPTED

Career
Season
ASUN

FREE THROWS MADE

Career
Season
ASUN

FREE THROWS ATTEMPTED

Career
Season
ASUN

3-POINT FIELD GOALS MADE

Career
Season
ASUN

3-POINT FIELD GOALS ATTEMPTED

Career
Season
ASUN

MINUTES

Career
Season
ASUN

MISCELLANEOUS

Season Career

Double-Figure Points

20+ Points

Team Leader/Scoring

Double-Doubles

5+ Rebounds

5+ Assists

7+ Assists

Double-Figure Assists

Team Leader/Assists

Games W/ A Steal

High School

Ranked as the nation's 22nd-best small forward in his class by ESPN, which also tabbed him as a 3-star recruit ... as a senior he averaged team highs of 18 points and 12 rebounds per game ... Second Team All-State selection and First Team All-Conference pick ... led to its first league title in nearly a decade ... tallied 36 points and 23 rebounds on Senior Night ... as a junior, averaged 18 points, 15 rebounds and 3.5 blocks per game en route to leading the Tarbabes to their first California Interscholastic Federation Championship in 46 years ... wingspan near 7 feet ... spent the summer of 2015 playing for the NorthWest XPress the Nike EYBL DI Circuit, averaging seven points, 3.8 rebounds and 1.5 blocks per game in 22 minutes against some of the best players on the West Coast.

GAME-BY-GAME STATS



@yeaaah_raay

CAREER STATS



21 DEMETRIS MORANT

R-Sr. | F | 6-9 | 209 | Miami, Fla. | UNLV | Bishop Gorman HS

RECORD PERFORMANCES

POINTS

Career	14 vs. Ave Maria (1/2/15)
Season	
ASUN	12 vs. North Florida (2/6/16)

REBOUNDS

Career	11 @ Stetson (2/7/15)
Season	
ASUN	11 @ Stetson (2/7/15)

OFFENSIVE REBOUNDS

Career	4, 12x, Last vs. South Dakota State (12/19/15)
Season	
ASUN	4, 8x, Last @ Jacksonville (3/3/15)

DEFENSIVE REBOUNDS

Career	7, 2x, Last vs. Louisiana Tech (12/22/15)
Season	
ASUN	7 @ Stetson (2/7/15)

BLOCKS

Career	7 @ Stetson (2/7/15)
Season	
ASUN	7 @ Stetson (2/7/15)

FIELD GOALS MADE

Career	7 vs. Ave Maria (1/2/15)
Season	
ASUN	5 @ USC Upstate (2/11/16)

FIELD GOALS ATTEMPTED

Career	9 vs. Furman (12/19/14)
Season	
ASUN	6 @ USC Upstate (2/11/16)

FREE THROWS MADE

Career	6 vs. North Florida (2/6/16)
Season	
ASUN	6 vs. North Florida (2/6/16)

FREE THROWS ATTEMPTED

Career	8 vs. North Florida (2/6/16)
Season	
ASUN	8 vs. North Florida (2/6/16)

MINUTES

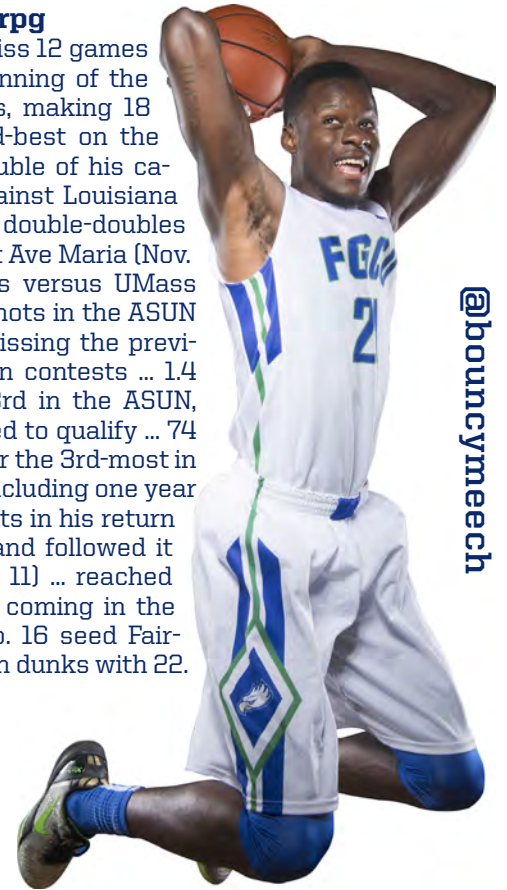
Career	35 @ Jacksonville (2/28/15)
Season	
ASUN	35 @ Jacksonville (2/28/15)

MISCELLANEOUS

	Season	Career
Double-Doubles		2
20+ Points		—
Team Leader/Scoring		1
10+ Rebounds		3
5+ Offensive Rebounds		—
10+ Defensive Rebounds		—
Games W/ A Block		44
Multi-Block Games		21

CAREER STATS

			Total		3-Point		F-Throws		Rebounds											Scoring	
Season	gp-gs	min/avg	fg-fga	pct	fg-fga	pct	ft-fa	pct	off	def	tot	avg	pf	fo	ast	to	blk	stl	pts	avg	
2013-14*	13-0	49/3.8	4-6	.667	0-0	.000	0-0	.000	3	4	7	0.5	9	0	2	2	6	0	8	0.6	
2014-15	33-18	623/18.9	64-112	.571	0-0	.000	22-44	.500	71	75	146	4.4	91	2	7	27	42	7	150	4.5	
2015-16	23-18	423/18.4	53-92	.576	0-0	.000	25-53	.472	40	81	121	5.3	74	2	7	26	32	3	131	5.7	
TOTAL	56-36	1046/18.7	117-204	.574	0-0	.000	47-97	.485	111	156	267	4.8	165	4	14	53	74	10	281	5.0	
All*	69-36	1095/15.9	121-210	.576	0-0	.000	47-97	.485	114	160	274	4.0	174	4	16	55	80	10	289	4.2	





23 CHRISTIAN CARLYLE

Fr. | G | 6-6 | 210 | Jacksonville, Fla. | Bishop Kenny HS

RECORD PERFORMANCES

POINTS

Career
Season
ASUN

REBOUNDS

Career
Season
ASUN

ASSISTS

Career
Season
ASUN

STEALS

Career
Season
ASUN

FIELD GOALS MADE

Career
Season
ASUN

FIELD GOALS ATTEMPTED

Career
Season
ASUN

FREE THROWS MADE

Career
Season
ASUN

FREE THROWS ATTEMPTED

Career
Season
ASUN

3-POINT FIELD GOALS MADE

Career
Season
ASUN

3-POINT FIELD GOALS ATTEMPTED

Career
Season
ASUN

MINUTES

Career
Season
ASUN

MISCELLANEOUS

Season Career

Double-Figure Points

20+ Points

Team Leader/Scoring

Double-Doubles

5+ Rebounds

5+ Assists

7+ Assists

Double-Figure Assists

Team Leader/Assists

Games W/ A Steal

CAREER STATS

High School

Finished his career with 2,112 points ... as a senior he was named Florida Class 5A Player of the Year and Florida Times Union Player of the Year ... averaged 23.3 points, 4.8 rebounds and 3.3 assists per game in leading his team to the state championship final and a 27-5 record ... as a junior he averaged 22.6 points, 4.6 rebounds and 2.3 assists per game ... led his team to the 5A state playoffs, scored 35 points in its opening-round game and garnered Second Team All-First Coast honors by the Florida Times Union ... averaged 19.4 points and 4.9 rebounds per game as a sophomore ... ranked as the 20th-best overall prospect in the state by Florida Hoops and a 4-star recruit by the same outlet ... also was tabbed as a 3-star recruit by Future 150 ... was named as the top overall Fall 2015 signee in the ASUN Conference by HoopSeen.com ... played his AAU ball for Florida Elite - the same program which produced FGCU teammate Marc-Eddy Norelia.

GAME-BY-GAME STATS



@Ccarlyle15



25 MARC-EDDY NORELIA

R-Sr. | F | 6-8 | 218 | Orlando, Fla. | Tulane | Olympia HS

RECORD PERFORMANCES

POINTS

Career 34 vs. Youngstown State (11/21/15)
Season
ASUN 29 @ Stetson (2/25/16)

REBOUNDS

Career 18 vs. Youngstown State (11/21/15)
Season
ASUN 13 vs. NJIT (1/14/16)

OFFENSIVE REBOUNDS

Career 8 vs. South Dakota (12/28/15)
Season
ASUN 7 @ Stetson (2/25/16)

DEFENSIVE REBOUNDS

Career 13 vs. Youngstown State (11/21/15)
Season
ASUN 9 vs. North Florida (2/6/16)

BLOCKS

Career 5 vs. South Dakota (12/28/15)
Season
ASUN 2, 2x, Last @ Jacksonville (2/1/16)

FIELD GOALS MADE

Career 12 vs. Youngstown State (11/21/15)
Season
ASUN 11 @ Stetson (2/25/16)

FIELD GOALS ATTEMPTED

Career 24 @ Stetson (2/25/16)
Season
ASUN 24 @ Stetson (2/25/16)

FREE THROWS MADE

Career 11 vs. Lipscomb (2/18/16)
Season
ASUN 11 vs. Lipscomb (2/18/16)

FREE THROWS ATTEMPTED

Career 16 vs. Youngstown State (11/21/15)
Season
ASUN 14 vs. Lipscomb (2/18/16)

MINUTES

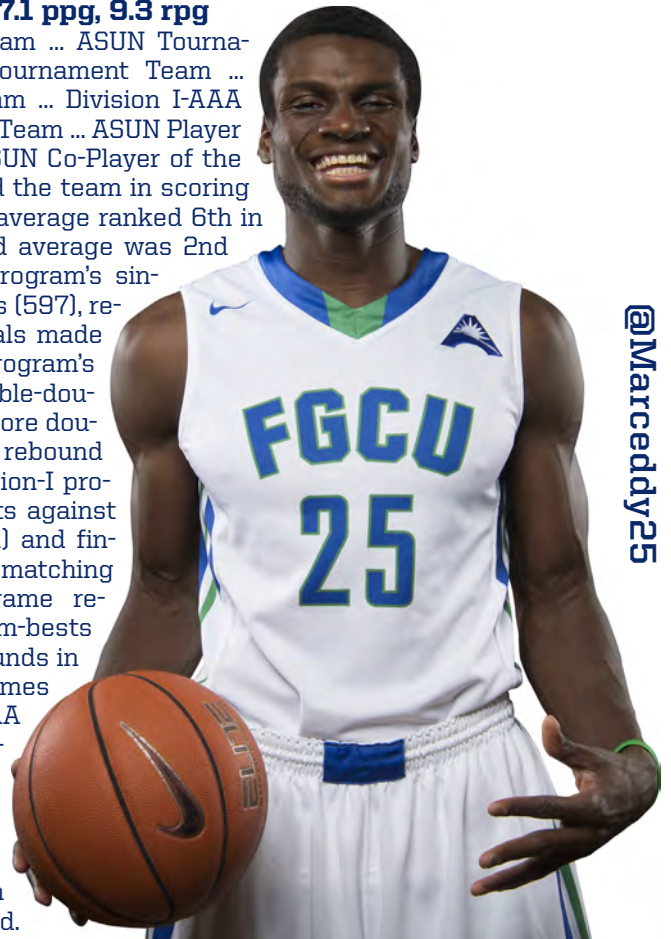
Career 52 vs. Youngstown State (11/21/15)
Season
ASUN 39, 2x, Last @ NJIT (2/13/16)

MISCELLANEOUS

	Season	Career
Double-Doubles		18
20+ Points		14
Team Leader/Scoring		19
10+ Rebounds		19
5+ Offensive Rebounds		7
10+ Defensive Rebounds		3
Games W/ A Block		21
Multi-Block Games		9

CAREER STATS

			Total		3-Point		F-Throws		Rebounds											Scoring	
Season	gp-gs	min/avg	fg-fga	pct	fg-fga	pct	ft-fga	pct	off	def	tot	avg	pf	fo	ast	to	blk	stl	pts	avg	
2012-13*	9-0	16/1.8	0-1	.000	0-1	.000	0-0	.000	0	3	3	0.3	1	0	0	2	0	1	0	0.0	
2014-15	33-4	724/21.9	110-216	.509	0-0	.000	53-86	.616	56	114	170	5.2	58	0	29	43	7	14	273	8.3	
2015-16	35-34	1148/32.8	234-429	.545	0-2	.000	129-192	.672	107	218	325	9.3	73	1	45	63	28	39	597	17.1	
TOTAL	68-38	1872/27.5	344-645	.533	0-2	.000	182-278	.655	163	332	495	7.3	131	1	74	106	35	53	870	12.8	
All*	77-38	1888/24.5	344-646	.533	0-3	.000	182-278	.655	163	335	498	6.5	132	1	74	108	35	54	870	11.3	



As A Redshirt Junior | 17.1 ppg, 9.3 rpg

ASUN Conference First Team ... ASUN Tournament MVP ... ASUN All-Tournament Team ... NABC All-District First Team ... Division I-AAA ADA Men's Scholar-Athlete Team ... ASUN Player of the Week (Nov. 23) ... ASUN Co-Player of the Week (Jan. 4, Feb. 22) ... led the team in scoring and rebounding ... scoring average ranked 6th in the ASUN and the rebound average was 2nd in the league ... set the program's single-season record for points (597), rebounds (325) and field goals made (234) ... shattered the program's single-season mark for double-doubles with 16 ... missed six more double-doubles by just a single rebound each time ... scored a Division-I program record-tying 34 points against Youngstown State (Nov. 21) and finished one rebound shy of matching the D-I program single-game rebound record with 18 ... team-bests of 17.1 points and 11.3 rebounds in three ASUN Tournament games ... posted a pair of NCAA Tournament double-doubles with 20 points and 10 rebounds against Fairleigh Dickinson in the First Four (Mar. 15), and 10 points and 11 rebounds versus North Carolina in the First Round.

GAME-BY-GAME STATS



32 ANTRAVIOUS SIMMONS

R-Jr. | F | 6-9 | 250 | Miami, Fla. | VCU | South Miami HS

RECORD PERFORMANCES

POINTS

Career 21 vs. Stetson (3/6/16)
Season
ASUN 12, 2x, Last vs. Kennesaw State (2/20/16)

REBOUNDS

Career 12 vs. Stetson (3/6/16)
Season
ASUN 9 @ North Florida (1/30/16)

OFFENSIVE REBOUNDS

Career 5 vs. La Salle (12/31/15)
Season
ASUN 4, 3x, Last vs. North Florida (2/6/16)

DEFENSIVE REBOUNDS

Career 9 vs. Fairleigh Dickinson (3/15/16)
Season
ASUN 6 vs. USC Upstate (1/16/16)

BLOCKS

Career 2, 5x, Last vs. North Carolina (3/17/16)
Season
ASUN 2 vs. Stetson (1/9/16)

FIELD GOALS MADE

Career 9 vs. Stetson (3/6/16)
Season
ASUN 6, 2x, Last vs. Kennesaw State (2/20/16)

FIELD GOALS ATTEMPTED

Career 14 vs. Stetson (3/6/16)
Season
ASUN 9 @ Kennesaw State (1/21/16)

FREE THROWS MADE

Career 5, 3x, Last vs. Fairleigh Dickinson (3/15/16)
Season
ASUN 5 vs. Lipscomb (2/18/16)

FREE THROWS ATTEMPTED

Career 6 vs. La Salle (12/31/15)
Season
ASUN 5, 3x, Last vs. Lipscomb (2/18/16)

MINUTES

Career 25, 2x, Last vs. Kennesaw State (2/20/16)
Season
ASUN 25 vs. Kennesaw State (2/20/16)

MISCELLANEOUS

	Season	Career
Double-Doubles		2
20+ Points		1
Team Leader/Scoring		1
10+ Rebounds		3
5+ Offensive Rebounds		1
10+ Defensive Rebounds		
Games W/ A Block		9
Multi-Block Games		5

CAREER STATS

Season	gp-gs	min/avg	Total		3-Point		F-Throws		Rebounds					Scoring				
			fg-fga	pct	fg-fga	pct	ft-fa	pct	off	def	tot	avg	pf	fo	ast	to	blk	stl
2014-15*	3-0	9/3.0	1-1	1.000	0-0	.000	0-0	.000	0	2	2	0.7	2	0	0	0	0	0
2015-16	34-16	562/16.5	112-207	.541	0-1	.000	45-72	.625	59	119	178	5.2	101	1	23	36	14	14
TOTAL	34-16	562/16.5	112-207	.541	0-1	.000	45-72	.625	59	119	178	5.2	101	1	23	36	14	14
All*	37-16	571/15.4	113-208	.543	0-1	.000	45-72	.625	59	121	180	4.9	103	1	23	36	14	14

As A Redshirt Sophomore | 7.9 ppg, 5.2 rpg

His 178 total rebounds were the 2nd-most on the team ... posted a pair of double-doubles ... secured his first double-double with then-career bests of 17 points and 10 rebounds versus La Salle (Dec. 31) ... nearly averaged a double-double with 12 points and 9.7 rebounds in three ASUN Tournament games ... posted career highs with 21 points and 12 rebounds in the ASUN Final in only 23 minutes against Stetson (Mar. 6) ... reached double-figure points 15 times ... just missed double-doubles in both NCAA Tournament games, securing nine points and 11 rebounds in the First Four against Fairleigh Dickinson (Mar. 15), and 14 points and eight rebounds in the First Round opposite North Carolina (Mar. 17) ... shot 54.1 percent from the floor (112-207) ... had a career-high three-straight double-figure point games with 10 each versus NJIT, USC Upstate and Kennesaw State (Jan. 14-21) ... posted personal ASUN highs of 12 points against North Florida (Feb. 6) and Kennesaw State (Feb. 20) ... scored the first points of FGCU's season on its first possession at Ohio (Nov. 14) ... played in 34 of 35 games, making 16 starts ... averaged 16.5 minutes per game.



@dreamchaseretrey

GAME-BY-GAME STATS



THE BASICS

School..... Florida Gulf Coast University (FGCU)
 City..... Fort Myers, FL
 Founded..... Founded: 1991 | First Classes: 1997
 Enrollment..... 14,970
 Nickname..... Eagles
 Colors..... Emerald Green & Colbalt Blue
 Facility (Capacity)..... Alico Arena (4,333 + 300 SRO)
 First Year of NCAA Athletics..... 2002-03
 First Year in Division I... 2007-08 (Postseason Eligible: 2011-12)
 Conference..... ASUN

PROGRAM INFORMATION

2015-16 Overall/ASUN Record21-14/8-6 (T-2nd Place)
 2015-16 Postseason..... NCAA Tournament
 ... First Four: W, 96-65 vs. 16 Fairleigh Dickinson (Record Margin)
 ... First Round: L, 83-67 vs. 1 North Carolina (Trailed By 1 At Half)
 Home Record..... 16-4
 Road Record..... 4-8
 Neutral..... 1-2
 Letterwinners Returning/Lost..... 10/3
 Starters Returning/Lost..... 4/1
 Newcomers Eligible..... 5 (2 Walk-Ons)
 Seniors..... 2
 Juniors..... 6 (1 Transfer Sitting Out; 1 Walk-On)
 Sophomores..... 6 (1 Transfer Sitting Out; 2 Walk-Ons)
 Freshmen..... 3 (1 Walk-On)
 All-Time Record (2002-03-Current)..... 259-187
 Division I Record (2007-08-Current)..... 145-148
 ASUN Record (2007-08-Current)..... 79-79
 ASUN Tournament Record (Appearances)..... 11-3 (5)
 NCAA Tournament Record (Appearances)..... 3-2 (2)
 NIT Record (Appearances)..... 0-1 (1)
 CIT Record (Appearances)..... 0-1 (1)

• FGCU has won a combined **55** conference regular season and tournament titles **IN ONLY 9+ YEARS** in Division I as a member of the ASUN Conference & Coastal Collegiate Sports Association (women's swimming & diving).

• In just **FIVE YEARS** of D-I postseason eligibility, FGCU has sent **15 TEAMS** to the NCAA Tournament, while men's golf (2012, 2013, 2015), swimming (2012, 2013, 2014, 2015, 2016) and men's tennis (2014) have had an individual(s) participate in their respective NCAA Championship, bringing **THE TOTAL NCAA APPEARANCES FOR FGCU TO 24**.


• In 2015-16, FGCU won ASUN regular-season championships in women's soccer, men's soccer, women's basketball, men's tennis and softball, with women's soccer winning its **FIRST NCAA TOURNAMENT** match and swimming & diving earning a 7th CCSA Championship in eight years.

• The Eagles had **SEVEN STUDENT-ATHLETES SIGN PROFESSIONAL CONTRACTS IN 2016**, including Whitney Knight (WNBA, Los Angeles Sparks), Rodrigo Saravia (MLS, Columbus Crew SC), Aaron Guillen (MLS, FC Dallas) and Jake Noll (MLB, Washington Nationals).

• FGCU's student-athlete population earned a **NEAR-RECORD-TYING CUMULATIVE GPA OF 3.30** for the Spring 2016 semester, which surpassed that of the overall FGCU student body (3.06) for the 14th-consecutive semester.

CHRIS SALE

- 2010 Collegiate Baseball Player of the Year with FGCU
- 13th overall selection in the 2010 MLB Draft
- 5x American League All-Star (2016 Starter)
- 2013 All-Star Game-Winning Pitcher



BROOKE SWEAT

- Partner in one of just two USA Olympic Beach Volleyball pairs in Rio 2016
- 2x AVP Defensive Player of the Year





SPECIALTY STATS

Opponent	T/O	2ndCh	Paint	FastB	Bench	Ties	Leads	WL	Score	Leads overcome
----------	-----	-------	-------	-------	-------	------	-------	----	-------	----------------

STATISTICAL TRENDS

Games Decided By:
5 Points Or Less:
6-10 Points:
11-15 Points:
16-20 Points:
20+ Points:

Leading At The Half:
Trailing At The Half:
Tied At The Half:

Leading With 5 Minutes Left:
Trailing With 5 Minutes Left:
Tied With 5 Minutes Left:

Shooting 40% Or Better:
Shooting Less Than 40%:
Opponent 40% Or Better:
Opponent Less Than 40%:
Shooting Better Than Opponent:
Shooting Worse Than Opponent:

Outrebounding Opponent:
Opponent Outrebounds:
Rebounds Tied:

More Turnovers Than Opponent:
Fewer Turnovers Than Opponent:
Same Turnovers As Opponent:

Scoring 80 Or More Points:
Scoring 70-79 Points:
Scoring 60-69 Points:
Scoring 50-59 Points:
Scoring 49 Or Fewer Points:

Largest Margin Of Victory:

Smallest Margin Of Victory:

Largest Margin Of Defeat:

Smallest Margin Of Defeat:



BOX SCORES

G1 vs. RV FLORIDA



G2 vs. UT ARLINGTON



G3 @ BAYLOR



G4 @ #9 MICHIGAN STATE





2015-16 #DunkCity Basketball
FGCU Combined Team Statistics (as of Nov 09, 2016)
All games



Overall record: 21-14 Conf: 8-6 Home: 16-4 Away: 4-8 Neutral: 1-2

#	Player	gp-gs	min	avg	Total		3-Point		F-Throw		Rebounds				pf	dq	a	to	blk	stl	pts	avg
					fg-fga	fg%	3fg-fga	3fg%	ft-fga	ft%	off	def	tot	avg								
25	NORELIA, Marc-Eddy	35-34	1148	32.8	234-429	.545	0-2	.000	129-192	.672	107	218	325	9.3	73	1	45	63	28	39	597	17.1
11	TERRELL, Christian	35-24	1021	29.2	159-357	.445	47-131	.359	81-113	.717	38	139	177	5.1	67	0	82	46	13	42	446	12.7
05	JOHNSON, Zach	35-20	941	26.9	141-298	.473	27-71	.380	78-120	.650	11	78	89	2.5	83	2	115	82	19	31	387	11.1
03	DEBOSE, Julian	33-33	914	27.7	114-268	.425	32-96	.333	28-48	.583	29	73	102	3.1	65	0	40	43	17	35	288	8.7
32	SIMMONS, Antravious	34-16	562	16.5	112-207	.541	0-1	.000	45-72	.625	59	119	178	5.2	101	1	23	36	14	14	269	7.9
24	TUCKER, Rayjon	35-1	649	18.5	66-121	.545	14-39	.359	70-98	.714	24	83	107	3.1	63	2	28	41	8	21	216	6.2
21	MORANT, Demetris	23-18	423	18.4	53-92	.576	0-0	.000	25-53	.472	40	81	121	5.3	74	2	7	26	32	3	131	5.7
15	CVJETICANIN, Filip	32-12	466	14.6	47-132	.356	43-119	.361	3-9	.333	7	47	54	1.7	25	0	12	13	2	7	140	4.4
01	REID, Reggie	34-14	575	16.9	42-116	.362	16-53	.302	26-44	.591	5	40	45	1.3	63	1	106	41	3	23	126	3.7
10	MICKLE, Kevin	31-0	323	10.4	27-55	.491	0-0	.000	12-21	.571	27	36	63	2.0	41	1	8	30	4	7	66	2.1
14	GREENE Jr, Brian	18-3	107	5.9	9-21	.429	5-10	.500	4-7	.571	0	9	9	0.5	16	0	14	6	1	5	27	1.5
33	MAHONEY, Dolan	10-0	18	1.8	2-4	.500	1-2	.500	0-0	.000	0	1	1	0.1	1	0	1	0	0	2	5	0.5
04	BLEECHER, Maxx	10-0	20	2.0	2-5	.400	1-3	.333	0-0	.000	1	2	3	0.3	2	0	2	3	0	1	5	0.5
22	CUNNINGHAM, Alvin	4-0	8	2.0	0-1	.000	0-0	.000	0-1	.000	0	2	2	0.5	0	0	0	0	0	0	0	0.0
Team											69	77	146					8				
Total.....		35	7175		1008-2106	.479	186-527	.353	501-778	.644	417	1005	1422	40.6	674	10	483	438	141	230	2703	77.2
Opponents.....		35	7177		877-2129	.412	232-763	.304	487-713	.683	388	847	1235	35.3	663	-	415	422	112	234	2473	70.7

TEAM STATISTICS	FGCU	OPP
SCORING	2703	2473
Points per game	77.2	70.7
Scoring margin	+6.6	-
FIELD GOALS-ATT	1008-2106	877-2129
Field goal pct	.479	.412
3 POINT FG-ATT	186-527	232-763
3-point FG pct	.353	.304
3-pt FG made per game	5.3	6.6
FREE THROWS-ATT	501-778	487-713
Free throw pct	.644	.683
F-Throws made per game	14.3	13.9
REBOUNDS	1422	1235
Rebounds per game	40.6	35.3
Rebounding margin	+5.3	-
ASSISTS	483	415
Assists per game	13.8	11.9
TURNOVERS	438	422
Turnovers per game	12.5	12.1
Turnover margin	-0.5	-
Assist/turnover ratio	1.1	1.0
STEALS	230	234
Steals per game	6.6	6.7
BLOCKS	141	112
Blocks per game	4.0	3.2
ATTENDANCE	73373	68724
Home games-Avg/Game	20-3669	12-3127
Neutral site-Avg/Game	-	3-10401

Score by Periods	1st	2nd	OT	OT2	OT3	Totals
FGCU	1265	1358	60	7	13	2703
Opponents	1160	1242	54	7	10	2473

Date	Opponent	Score	Att.
11/14/15	at Ohio	L 75-85	5851
11/16/15	TEXAS WESLEYAN	W 85-62	3809
^ 11/21/15	YOUNGSTOWN STATE	Wo3 104-101	3562
^ 11/22/15	NORTH DAKOTA	W 73-60	3412
^ 11/23/15	BOWLING GREEN	L 77-82	3854
11/27/15	at Florida	L 50-70	10323
^ 11/29/15	AVE MARIA	W 91-34	2460
12/2/15	at #18 Texas A&M	L 65-75	5589
12/6/15	at FIU	Wot 84-76	1156
12/13/15	MASSACHUSETTS	W 77-76	3409
12/19/15	SOUTH DAKOTA STATE	L 52-56	3247
12/22/15	LOUISIANA TECH	L 63-66	3514
% 12/28/15	vs South Dakota	Lot 81-89	2087
12/31/15	LA SALLE	W 86-77	3084
1/2/16	ECKERD	W 68-57	2983
1/5/16	WEBBER INTERNATIONAL	W 104-59	2713
* 1/9/16	STETSON	W 82-53	4266
* 1/14/16	NJIT	Wot 82-78	4124
* 1/16/16	USC UPSTATE	W 85-56	4074
* 1/21/16	at Kennesaw State	W 79-74	1809
* 1/24/16	at Lipscomb	L 75-91	1183
* 1/27/16	JACKSONVILLE	L 69-78	4014
* 01-30-16	at North Florida	L 76-82	4138
* 02/01/16	at Jacksonville	L 80-83	778
* 2/6/16	NORTH FLORIDA	W 81-65	4522
* 02/11/16	at USC Upstate	W 71-64	345
* 2/13/16	at NJIT	L 59-68	1203
* 2/18/16	LIPSCOMB	W 82-67	4271
* 2/20/16	KENNESAW STATE	W 68-63	4633
* 02/25/16	at Stetson	L 73-80	842
# 3/1/16	KENNESAW STATE	W 74-64	2752
# 3/3/16	at North Florida	W 89-56	4305
# 3/6/16	STETSON	Wot 80-78	4670
! 3/15/16	vs Fairleigh Dickinson	W 96-65	11728
! 3/17/16	vs North Carolina	L 67-83	17387

^ Hilton Garden Inn FGCU Classic (Fort Myers, FL)

% Sanford Pentagon (Sioux Falls, SD)

* Atlantic Sun Conference

Atlantic Sun Championship

! NCAA Tournament



2015-16 #DunkCity Basketball
FGCU Combined Team Statistics (as of Nov 09, 2016)
Conference games



RECORD:	OVERALL	HOME	AWAY	NEUTRAL
ALL GAMES	8-6	6-1	2-5	0-0
CONFERENCE	8-6	6-1	2-5	0-0
NON-CONFERENCE	0-0	0-0	0-0	0-0

#	Player	gp-gs	min	avg	Total	3-Point	F-Throw	Rebounds		pf	dq	a	to	blk	stl	pts	avg
					fg-fga	fg%	3fg-fga	3fg%	ft-fa	ft%	off	def	tot	avg			
25	NORELIA, Marc-Eddy	14-13	479	34.2	99-186	.532	0-1	.000	61-93	.656	42	89	131	9.4	24	0	18
05	JOHNSON, Zach	14-9	425	30.4	64-136	.471	16-34	.471	43-62	.694	3	33	36	2.6	36	1	49
11	TERRELL, Christian	14-11	421	30.1	57-133	.429	14-47	.298	21-34	.618	17	52	69	4.9	26	0	33
03	DEBOSE, Julian	14-14	397	28.4	55-121	.455	11-41	.268	9-17	.529	12	36	48	3.4	29	0	15
32	SIMMONS, Antravious	14-7	221	15.8	44-75	.587	0-0	.000	15-27	.556	20	34	54	3.9	43	0	10
24	TUCKER, Rayjon	14-1	292	20.9	31-53	.585	8-20	.400	28-41	.683	5	38	43	3.1	25	0	12
21	MORANT, Demetris	7-6	121	17.3	12-23	.522	0-0	.000	12-19	.632	8	26	34	4.9	22	0	3
15	CVJETICANIN, Filip	12-1	131	10.9	12-31	.387	12-30	.400	2-3	.667	2	11	13	1.1	4	0	3
01	REID, Reggie	13-5	174	13.4	12-31	.387	6-17	.353	3-6	.500	3	11	14	1.1	17	0	31
14	GREENE Jr, Brian	9-3	57	6.3	5-14	.357	3-5	.600	3-5	.600	0	5	5	0.6	13	0	9
33	MAHONEY, Dolan	2-0	4	2.0	1-1	1.000	0-0	.000	0-0	.000	0	0	0	0.0	0	0	0
04	BLEECHER, Maxx	2-0	4	2.0	1-3	.333	0-1	.000	0-0	.000	0	0	0	0.0	0	0	0
10	MICKLE, Kevin	13-0	99	7.6	4-7	.571	0-0	.000	1-3	.333	7	14	21	1.6	12	0	1
Team											21	35	56			3	
Total.....		14	2825		397-814	.488	70-196	.357	198-310	.639	140	384	524	37.4	251	1	184
Opponents.....		14	2825		353-806	.438	113-326	.347	183-270	.678	120	347	467	33.4	263	-	181

TEAM STATISTICS	FGCU	OPP
SCORING	1062	1002
Points per game	75.9	71.6
Scoring margin	+4.3	-
FIELD GOALS-ATT	397-814	353-806
Field goal pct	.488	.438
3 POINT FG-ATT	70-196	113-326
3-point FG pct	.357	.347
3-pt FG made per game	5.0	8.1
FREE THROWS-ATT	198-310	183-270
Free throw pct	.639	.678
F-Throws made per game	14.1	13.1
REBOUNDS	524	467
Rebounds per game	37.4	33.4
Rebounding margin	+4.1	-
ASSISTS	184	181
Assists per game	13.1	12.9
TURNOVERS	135	150
Turnovers per game	9.6	10.7
Turnover margin	+1.1	-
Assist/turnover ratio	1.4	1.2
STEALS	75	69
Steals per game	5.4	4.9
BLOCKS	48	39
Blocks per game	3.4	2.8
ATTENDANCE	29904	10298
Home games-Avg/Game	7-4272	7-1471
Neutral site-Avg/Game	-	0-0

Date	Opponent		Score	Att.
* 1/9/16	STETSON	w	82-53	4266
* 1/14/16	NJIT	wot	82-78	4124
* 1/16/16	USC UPSTATE	w	85-56	4074
* 1/21/16	at Kennesaw State	w	79-74	1809
* 1/24/16	at Lipscomb	L	75-91	1183
* 1/27/16	JACKSONVILLE	L	69-78	4014
* 01-30-16	at North Florida	L	76-82	4138
* 02/01/16	at Jacksonville	L	80-83	778
* 2/6/16	NORTH FLORIDA	w	81-65	4522
* 02/11/16	at USC Upstate	w	71-64	345
* 2/13/16	at NJIT	L	59-68	1203
* 2/18/16	LIPSCOMB	w	82-67	4271
* 2/20/16	KENNESAW STATE	w	68-63	4633
* 02/25/16	at Stetson	L	73-80	842

^ Hilton Garden Inn FGCU Classic (Fort Myers, FL)

% Sanford Pentagon (Sioux Falls, SD)

* Atlantic Sun Conference

Atlantic Sun Championship

! NCAA Tournament

Score by Periods	1st	2nd	OT	Totals
FGCU	501	550	11	1062
Opponents	457	538	7	1002



Division-I Era: Since 2007-08 TEAM GAME RECORDS



Most points

1. 123 - Illinois Institute of Te; 12/19/2003
2. 119 - U. of Puerto Rico Piedra; 11/21/2003
3. 111 - at Stetson; 1/25/2011
4. 110 - Florida College; 1/14/2003
5. 109 - Florida Christian Colleg; 1/11/2003
109 - Illinois Wesleyan Univer; 12/20/2003
7. 106 - Florida Tech; 12/4/2003
8. 104 - Bethany Lutheran; 3/2/2005
104 - Webber International; 1/5/2016
104 - Youngstown State; 11/21/2015

Field goals made

1. 48 - Illinois Institute of Te; 12/19/2003
2. 44 - Trinity Baptist College; 2/3/2003
3. 43 - Clearwater Christian Col; 12/7/2002
4. 42 - U. of Puerto Rico Piedra; 11/21/2003
5. 41 - Florida Christian Colleg; 1/11/2003
41 - Florida College; 1/14/2003
41 - at Clearwater Christian; 2/6/2003
41 - Webber International; 1/5/2016
9. 40 - Longwood; 1/24/2012
40 - Jacksonville; 2/6/2014
40 - vs Marygrove; 2/15/2007

Field goals attempted

1. 88 - Youngstown State; 11/21/2015
2. 86 - at Clearwater Christian; 2/6/2003
3. 81 - Illinois Institute of Te; 12/19/2003
4. 79 - Stetson; 2/17/2012
79 - at Nova Southeastern; 11/17/2003
6. 78 - Mercer; 1/17/2008
78 - Palm Beach Atlantic; 2/24/2004
8. 77 - Florida Christian Colleg; 1/11/2003
77 - at Lipscomb; 1/14/2012
10. 76 - Florida College; 1/14/2003
76 - NGCSU; 2/26/2007
76 - U. of Puerto Rico Piedra; 11/21/2003

Field goal percentage (20 made)

1. .677 - Trinity Baptist College; 2/3/2003 (44-65)
2. .656 - Jacksonville; 2/6/2014 (40-61)
3. .647 - at Stetson; 1/20/2012 (33-51)
4. .614 - at TCU; 11/11/2011 (27-44)
5. .612 - Webber International; 1/5/2016 (41-67)
6. .604 - Kennesaw State; 1/28/2012 (29-48)
7. .596 - vs Fairleigh Dickinson; 3/15/2016 (34-57)
8. .593 - Stetson; 1/9/2016 (35-59)
.593 - Illinois Institute of Te; 12/19/2003 (48-81)
10. .590 - Johnson & Wales Universi; 2/15/2003 (36-61)

3-point field goals made

1. 16 - at Fairmont State; 1/22/2005
2. 14 - at ETSU; 1/12/2013
14 - Stetson; 2/17/2012
14 - at USC Upstate; 2/28/2011
14 - Arkansas Tech University; 12/4/2004
6. 13 - Florida Christian Colleg; 1/11/2003
13 - at Warner Southern Colle; 1/16/2003
13 - Longwood; 1/24/2012
13 - at Nova Southeastern; 2/21/2007
13 - USC Upstate; 1/16/2016
13 - at Arizona State; 11/28/2007
13 - University of West Flori; 12/17/2004

3-point field goals attempted

1. 40 - Stetson; 2/17/2012
2. 37 - Mercer; 1/17/2008
3. 36 - at Warner Southern Colle; 1/16/2003
4. 34 - at Fairmont State; 1/22/2005
34 - at Clearwater Christian; 2/6/2003
34 - at Kentucky Wesleyan; 2/7/2004
7. 33 - at ETSU; 1/12/2013
8. 32 - at Lipscomb; 1/14/2012
32 - Lipscomb; 1/17/2013
32 - North Greenville College; 2/17/2005
32 - Bethany Lutheran; 3/2/2005
32 - Youngstown State; 11/21/2015

3-point FG percentage (10 made)

1. .667 - at USC Upstate; 2/28/2011 (14-21)
.667 - Illinois Wesleyan Univer; 12/20/2003 (12-18)
3. .650 - at Nova Southeastern; 2/21/2007 (13-20)
4. .619 - USC Upstate; 1/16/2016 (13-21)
5. .588 - Webber International; 1/5/2016 (10-17)
6. .579 - at USC Upstate; 2/15/2014 (11-19)
.579 - Ave Maria; 11/15/2012 (11-19)
8. .565 - Longwood; 1/24/2012 (13-23)
9. .556 - at Palm Beach Atlantic; 2/2/2007 (10-18)
.556 - at Samford; 11/28/2012 (10-18)
.556 - at Massachusetts; 12/7/2014 (10-18)

Free throws made

1. 42 - vs University of North F; 11/13/2004
2. 41 - at Stetson; 1/25/2011
3. 31 - Stetson; 1/8/2009
31 - Lipscomb; 2/18/2016
5. 30 - vs Georgetown; 3/22/2013
30 - Maine; 12/29/2011
7. 29 - Warner Southern College; 1/30/2003
29 - at Jacksonville; 2/2/2013
29 - Illinois Wesleyan Univer; 12/20/2003
10. 27 - Kennesaw State; 1/28/2012
27 - NGCSU; 2/26/2007
27 - Arkansas Tech; 11/26/2006
27 - Puerto Rico-Bayamon; 11/28/2006
27 - at Fort Valley State; 12/17/2005

Free throws attempted

1. 60 - at Stetson; 1/25/2011
2. 55 - vs University of North F; 11/13/2004
3. 46 - at Grambling State Unive; 11/20/2010
4. 45 - Stetson; 1/8/2009
5. 44 - vs Georgetown; 3/22/2013
6. 42 - Youngstown State; 11/21/2015
7. 41 - Puerto Rico-Bayamon; 11/28/2006
8. 40 - at Valdosta State; 1/3/2006
9. 39 - Lipscomb; 2/18/2016
10. 38 - Arkansas Tech; 11/26/2006
38 - Illinois Wesleyan Univer; 12/20/2003



Division-I Era: Since 2007-08
TEAM GAME RECORDS



Free throw percentage (10 made)

1. .964 - NGCSU; 2/26/2007 (27-28)
2. .923 - Stetson; 1/10/2015 (12-13)
3. .917 - at Eastern Illinois; 2/16/2004 (22-24)
4. .909 - at Kennesaw State; 1/25/2014 (20-22)
.909 - at Duke; 11/18/2012 (10-11)
6. .895 - at Kennesaw State; 2/16/2008 (17-19)
.895 - Army; 12/30/2008 (17-19)
8. .875 - USC Upstate; 1/16/2014 (14-16)
.875 - USC Upstate; 2/6/2011 (14-16)
.875 - at Mercer; 2/14/2008 (14-16)
.875 - at Stetson; 2/23/2008 (14-16)

Most rebounds

1. 62 - Florida Christian Colleg; 1/11/2003
2. 61 - Youngstown State; 11/21/2015
3. 58 - at Southeastern College; 1/25/2003
58 - vs Marygrove; 2/15/2007
5. 57 - at Clearwater Christian; 2/6/2003
57 - NGCSU; 2/26/2007
57 - West Alabama; 11/24/2006
57 - Tuskegee; 12/4/2006
9. 56 - Puerto Rico Cayey; 11/19/2004
10. 55 - Puerto Rico-Cayey; 11/20/2006

Most assists

1. 30 - Florida Christian Colleg; 1/11/2003
2. 29 - Trinity Baptist College; 2/3/2003
29 - Florida Tech; 12/4/2003
29 - Clearwater Christian Col; 12/7/2002
5. 27 - Stillman; 1/13/2007
27 - Florida College; 1/14/2003
27 - Johnson & Wales Universi; 2/15/2003
27 - vs Fairleigh Dickinson; 3/15/2016
9. 26 - Webber International; 1/5/2016
26 - Puerto Rico-Bayamon; 11/28/2006

Most steals

1. 22 - Florida Tech; 12/4/2003
2. 21 - at N.C. Central; 12/16/2009
21 - Pennsylvania; 12/29/2007
4. 19 - Davis & Elkins College; 12/16/2003
19 - Illinois Institute of Te; 12/19/2003
6. 17 - Goshen College; 1/2/2003
17 - Florida Christian Colleg; 1/11/2003
17 - Florida Southern; 1/20/2007
17 - Nova Southeastern; 1/24/2007
17 - at Clearwater Christian; 2/6/2003
17 - at Nova Southeastern; 11/17/2003

Most blocked shots

1. 13 - ETSU; 2/7/2013
2. 11 - at Campbell; 1/24/2008
11 - at Stetson; 2/7/2015
4. 10 - USC Upstate; 12/19/2011
10 - vs South Dakota; 12/28/2015
6. 9 - Stetson; 1/9/2016
9 - vs University of North F; 11/13/2004
9 - Eckerd; 11/18/2013
9. 8 - at Mercer; 1/16/2009
8 - Barry; 1/18/2006
8 - at Belmont; 1/28/2011
8 - Ohio; 11/19/2014



Division-I Era: Since 2007-08 INDIVIDUAL GAME RECORDS



Most points

1. 37 - Bowie, Leighton; Illinois Wesleyan Univer; 12/20/2003
- 37 - Hopkins, Ryan; Florida College; 1/14/2003
- 37 - Hopkins, Ryan; Plymouth State College; 12/31/2002
4. 36 - Hopkins, Ryan; at Fairmont State; 1/22/2005
5. 34 - NORELIA, Marc-Eddy; Youngstown State; 11/21/2015
- 34 - THOMPSON, Bernard; Ohio; 11/19/2014
- 34 - Tisme, Robinson; Calumet College; 1/3/2003
8. 33 - Coggins, Kelvin; vs University of North F; 11/13/2004
- 33 - Hopkins, Ryan; at Saint Leo University; 12/1/2004
10. 32 - THOMPSON, Bernard; at USF; 12/17/2013

Field goals made

1. 16 - Tisme, Robinson; Calumet College; 1/3/2003
2. 14 - French, Andy; Trinity Baptist College; 2/3/2003
- 14 - THOMPSON, Bernard; Ohio; 11/19/2014
4. 13 - FIELER, Chase; Hartford; 11/12/2013
- 13 - Hopkins, Ryan; Plymouth State College; 12/31/2002
- 13 - THOMPSON, Bernard; at USF; 12/17/2013
7. 12 - Hopkins, Ryan; Florida College; 1/14/2003
- 12 - Hopkins, Ryan; at Fairmont State; 1/22/2005
- 12 - NORELIA, Marc-Eddy; Youngstown State; 11/21/2015
- 12 - Tisme, Robinson; at Florida Tech; 12/19/2002

Field goals attempted

1. 28 - Hopkins, Ryan; at Warner Southern Colle; 1/16/2003
2. 25 - Hopkins, Ryan; Florida College; 1/14/2003
- 25 - Hopkins, Ryan; at Kentucky Wesleyan; 2/7/2004
- 25 - WOHLLEB, Casey; Mercer; 1/17/2008
5. 24 - Hopkins, Ryan; at Fairmont State; 1/22/2005
- 24 - NORELIA, Marc-Eddy; at Stetson; 2/25/2016
- 24 - WOHLLEB, Casey; at Mercer; 2/14/2008
8. 23 - BROWN, Sherwood; at USC Upstate; 2/23/2012
- 23 - Hopkins, Ryan; at Saint Leo University; 12/1/2004
- 23 - Hopkins, Ryan; Drury University; 12/30/2004
- 23 - THOMPSON, Bernard; at USF; 12/17/2013
- 23 - Tisme, Robinson; Calumet College; 1/3/2003

Field goal percentage (8 made)

1. 1.000 - McKNIGHT, Eric; Jacksonville; 2/6/2014 (11-11)
2. .909 - JONES, Jamail; at Northern Kentucky; 2/12/2015 (10-11)
- .909 - NORELIA, Marc-Eddy; vs Fairleigh Dickinson; 3/15/2016 (10-11)
4. .889 - MARKS, Kyle; Stetson; 1/8/2009 (8-9)
- .889 - Martin, Kevin; at Lynn University; 12/9/2004 (8-9)
- .889 - NORELIA, Marc-Eddy; Eckerd; 1/2/2016 (8-9)
7. .875 - French, Andy; Trinity Baptist College; 2/3/2003 (14-16)
8. .846 - JOHNSON, Zach; Bowling Green; 11/23/2015 (11-13)
9. .833 - BAKER, Reed; Southeast Missouri; 11/16/2010 (10-12)
- .833 - Bowie, Leighton; Davis & Elkins College; 12/16/2003 (10-12)

3-point field goals made

1. 12 - Hopkins, Ryan; at Fairmont State; 1/22/2005
2. 11 - Hopkins, Ryan; Florida College; 1/14/2003
3. 9 - Hopkins, Ryan; at Saint Leo University; 12/1/2004
- 9 - Hopkins, Ryan; Illinois Wesleyan Univer; 12/20/2003
- 9 - Hopkins, Ryan; Drury University; 12/30/2004
- 9 - Hopkins, Ryan; Plymouth State College; 12/31/2002
7. 8 - Hopkins, Ryan; at Kentucky Wesleyan; 2/7/2004
- 8 - Hopkins, Ryan; Arkansas Tech University; 12/4/2004
- 8 - Hopkins, Ryan; Tri State University; 12/16/2002
10. 7 - BROWN, Sherwood; at USC Upstate; 2/28/2011
- 7 - Hopkins, Ryan; Shaw University; 1/3/2004
- 7 - Hopkins, Ryan; at Warner Southern Colle; 1/16/2003
- 7 - Hopkins, Ryan; at Albany State Universi; 1/29/2005
- 7 - Hopkins, Ryan; Warner Southern College; 1/30/2003

7 - Hopkins, Ryan; at University of Central; 12/21/2002

3-point field goals attempted

1. 23 - Hopkins, Ryan; Florida College; 1/14/2003
- 23 - Hopkins, Ryan; at Fairmont State; 1/22/2005
3. 22 - Hopkins, Ryan; at Warner Southern Colle; 1/16/2003
- 22 - Hopkins, Ryan; Drury University; 12/30/2004
5. 21 - Hopkins, Ryan; at Kentucky Wesleyan; 2/7/2004
6. 20 - Hopkins, Ryan; at Saint Leo University; 12/1/2004
7. 19 - Hopkins, Ryan; Arkansas Tech University; 12/4/2004
8. 17 - Hopkins, Ryan; Shaw University; 1/3/2004
- 17 - Hopkins, Ryan; at Clearwater Christian; 2/6/2003
10. 16 - Hopkins, Ryan; at Barry; 1/4/2005
- 16 - Hopkins, Ryan; at Johnson & Wales Unive; 1/18/2003
- 16 - Hopkins, Ryan; Warner Southern College; 1/30/2003
- 16 - Hopkins, Ryan; at Alabama-Huntsville; 2/3/2004

3-point FG percentage (6 made)

1. .857 - VARIDEL, Christophe; at SMU; 11/19/2011 (6-7)
2. .818 - Hopkins, Ryan; Illinois Wesleyan Univer; 12/20/2003 (9-11)
3. .750 - THOMPSON, Bernard; at Duke; 11/18/2012 (6-8)
- .750 - THOMPSON, Bernard; at Massachusetts; 12/7/2014 (6-8)
- .750 - Wohlleb, Casey; at Palm Beach Atlantic; 2/2/2007 (6-8)
6. .700 - BROWN, Sherwood; at USC Upstate; 2/28/2011 (7-10)
7. .667 - BAKER, Reed; at Lipscomb; 1/3/2009 (6-9)
- .667 - Crislip, Bryan; at Florida Tech; 12/19/2002 (6-9)
9. .643 - Hopkins, Ryan; Plymouth State College; 12/31/2002 (9-14)
10. .615 - Hopkins, Ryan; Tri State University; 12/16/2002 (8-13)

Free throws made

1. 19 - Bowie, Leighton; Illinois Wesleyan Univer; 12/20/2003
2. 14 - BAKER, Reed; at Grambling State Unive; 11/20/2010
- 14 - BANKS, Anthony; at Stetson; 1/25/2011
4. 13 - Bowie, Leighton; Shaw University; 1/3/2004
5. 12 - Bowie, Leighton; Lynn University; 11/22/2003
- 12 - Coggins, Kelvin; vs University of North F; 11/13/2004
- 12 - O'NEIL, Derrick; FAU; 12/1/2008
8. 11 - Bauer, Beau; Palm Beach Atlantic; 1/11/2007
- 11 - NORELIA, Marc-Eddy; Lipscomb; 2/18/2016
10. 10 - Bowie, Leighton; Palm Beach Atlantic; 2/24/2004
- 10 - Bowie, Leighton; Longwood University; 3/4/2004
- 10 - Bowie, Leighton; Utah Valley State Colleg; 3/5/2004
- 10 - COMER, Brett; vs Florida A&M; 12/22/2013
- 10 - Crislip, Bryan; Warner Southern College; 1/30/2003
- 10 - NORELIA, Marc-Eddy; Youngstown State; 11/21/2015
- 10 - THOMPSON, Bernard; vs Georgetown; 3/22/2013
- 10 - Tisme, Robinson; University Puerto Rico-B; 11/22/2002
- 10 - Watts, Marcus; at Valdosta State; 1/3/2006

Free throws attempted

1. 24 - BANKS, Anthony; at Stetson; 1/25/2011
2. 20 - Bowie, Leighton; Illinois Wesleyan Univer; 12/20/2003
3. 19 - Bowie, Leighton; Shaw University; 1/3/2004
4. 16 - BAKER, Reed; at Grambling State Unive; 11/20/2010
- 16 - NORELIA, Marc-Eddy; Youngstown State; 11/21/2015
- 16 - O'NEIL, Derrick; FAU; 12/1/2008
- 16 - RIVERA, Marlon; Campbell; 2/19/2011
- 16 - THOMPSON, Bernard; vs Georgetown; 3/22/2013
- 16 - Tisme, Robinson; University Puerto Rico-B; 11/22/2002
10. 15 - Watts, Marcus; at Valdosta State; 1/3/2006



Division-I Era: Since 2007-08 INDIVIDUAL GAME RECORDS



Free throw percentage (8 made)

1. 1.000 - BAKER, Reed; at Belmont; 1/5/2009 (8-8)
- 1.000 - BAKER, Reed; at North Florida; 12/2/2010 (8-8)
- 1.000 - BAKER, Reed; Army; 12/30/2008 (8-8)
- 1.000 - Bauer, Beau; Morehouse College; 2/24/2006 (9-9)
- 1.000 - Bowie, Leighton; Palm Beach Atlantic; 2/24/2004 (10-10)
- 1.000 - CHAMBERS, Reggie; Belmont; 2/20/2010 (8-8)
- 1.000 - COMER, Brett; at Stetson; 1/20/2012 (8-8)
- 1.000 - COMER, Brett; vs Florida A&M; 12/22/2013 (10-10)
- 1.000 - Coggins, Kelvin; vs University of North F; 11/13/2004 (12-12)
- 1.000 - Crislip, Bryan; Montevallo; 1/2/2005 (8-8)
- 1.000 - Crislip, Bryan; Warner Southern College; 1/30/2003 (10-10)
- 1.000 - Crislip, Bryan; Concordia College; 11/23/2002 (8-8)
- 1.000 - FIELER, Chase; at Kennesaw State; 1/25/2014 (9-9)
- 1.000 - FIELER, Chase; Campbell; 2/19/2011 (9-9)
- 1.000 - THOMPSON, Bernard; at Jacksonville; 2/2/2013 (8-8)
- 1.000 - THOMPSON, Bernard; at Samford; 11/28/2012 (8-8)
- 1.000 - TUCKER, Rayjon; at Lipscomb; 1/24/2016 (8-8)
- 1.000 - VARIDEL, Christophe; at Stetson; 1/25/2011 (9-9)
- 1.000 - VARIDEL, Christophe; ETSU; 2/4/2011 (8-8)

6 - Quaintance, Rob; at Lynn; 12/9/2006

6 - THOMPSON, Bernard; Stetson; 1/25/2013

6 - THOMPSON, Bernard; at Stetson; 2/22/2013

6 - THOMPSON, Bernard; ETSU; 3/6/2014

Most blocked shots

1. 8 - HICKS, Nate; Eckerd; 11/18/2013
2. 7 - MORANT, Demetris; at Stetson; 2/7/2015
3. 6 - MARKS, Kyle; Mercer; 2/14/2009
- 6 - Martin, Kevin; vs University of North F; 11/13/2004
5. 5 - FIELER, Chase; Lipscomb; 1/17/2013
- 5 - FIELER, Chase; USC Upstate; 12/19/2011
- 5 - HICKS, Nate; at USF; 12/17/2013
- 5 - MARKS, Kyle; UNF; 1/8/2010
- 5 - MORANT, Demetris; Stetson; 1/9/2016
- 5 - MORANT, Demetris; North Florida; 2/25/2015
- 5 - NARMBAYE, Roman; at Campbell; 1/24/2008
- 5 - NARMBAYE, Roman; at Kennesaw State; 2/16/2008
- 5 - NORELIA, Marc-Eddy; vs South Dakota; 12/28/2015

Most rebounds

1. 19 - HICKS, Nate; at USF; 12/17/2013
- 19 - Liddell, Adam; vs Marygrove; 2/15/2007
3. 18 - Liddell, Adam; Apprentice School; 2/10/2006
- 18 - NORELIA, Marc-Eddy; Youngstown State; 11/21/2015
- 18 - TERRELL, Christian; Youngstown State; 11/21/2015
6. 16 - O'NEIL, Derrick; at Stetson; 12/4/2008
- 16 - Tisme, Robinson; Calumet College; 1/3/2003
8. 15 - FIELER, Chase; ETSU; 3/6/2014
- 15 - Liddell, Adam; Puerto Rico-Cayey; 11/20/2006
10. 14 - ADLER, Landon; Kennesaw State; 1/19/2008
- 14 - Adler, Landon; Tuskegee; 12/4/2006
- 14 - BANKS, Anthony; at Jacksonville; 12/4/2010
- 14 - Barrowes, Terike; Puerto Rico-Rio Piedras; 12/20/2006
- 14 - Cedeno, Juan; Puerto Rico Cayey; 11/19/2004
- 14 - FIELER, Chase; Stetson; 1/31/2014
- 14 - FIELER, Chase; at Lipscomb; 2/27/2014
- 14 - Kollmer, Doug; Florida Christian Colleg; 1/11/2003
- 14 - MURRAY, Eddie; Toledo; 12/22/2011


Most assists

1. 16 - Crislip, Bryan; at Johnson & Wales Unive; 1/18/2003
- 16 - Crislip, Bryan; Tri State University; 12/16/2002
- 16 - Crislip, Bryan; Anderson University; 12/29/2002
4. 15 - Crislip, Bryan; Florida College; 1/14/2003
- 15 - Crislip, Bryan; Illinois Wesleyan Univer; 12/20/2003
6. 14 - COMER, Brett; vs San Diego State; 3/24/2013
- 14 - COMER, Brett; at Massachusetts; 12/7/2014
- 14 - Crislip, Bryan; at Kentucky Wesleyan; 2/7/2004
9. 13 - Crislip, Bryan; at WV State College; 1/8/2003
- 13 - QUAINANCE, Rob; Kennesaw State; 1/19/2008

Most steals

1. 8 - Crislip, Bryan; at Clearwater Christian; 2/6/2003
2. 7 - BAKER, Reed; ETSU; 1/12/2009
- 7 - QUAINANCE, Rob; at Stetson; 2/23/2008
- 7 - Quaintance, Rob; Puerto Rico-Bayamon; 11/28/2006
5. 6 - BAKER, Reed; at North Florida; 12/2/2010
- 6 - Crislip, Bryan; Johnson & Wales Universi; 2/15/2003
- 6 - GRAF, Dajuan; Stetson; 3/4/2014
- 6 - LIDDELL, Adam; Pennsylvania; 12/29/2007
- 6 - O'NEIL, Derrick; at Jacksonville; 2/21/2009
- 6 - Quaintance, Rob; Florida Southern; 1/20/2007

2016-17 @FCCU_WBB SPEED CHART



BRANDON GOODWIN
R-Jr. | G | 6-2 | 180
NORCROSS, GA.



REGGIE REID
So. | G | 5-11 | 162
HARLEM, GA.



JOSHUA KO
R-Jr. | G | 6-1 | 167
KAILUA, H.I.




RAYJON TUCKER
RAY-JON (LIKE DUON)
So. | G | 6-5 | 205
CHARLOTTE, N.C.




MAXX BLEACHER
So. | G | 6-2 | 180
BOCA RATON, FLA.



ZACH JOHNSON
R-So. | G | 6-2 | 195
MIAMI, FLA.



KEVIN MICKLER
R-Jr. | F | 6-7 | 220
BROOKLYN, N.Y.



CHRISTIAN TERRELL
TEAR-OLE
Jr. | G | 6-5 | 187
JACKSONVILLE, FLA.



C.J. WILLIAMSON
REDSHIRT (TRANSFER)
So. | G | 6-6 | 200
ORLANDO, FLA.




RAYSEAN SCOTT JR.
Fr. | F | 6-7 | 213
COMPTON, CALIF.



RENDIUS FEIKNERS
RANDYS FIKE-NERS
Fr. | G | 6-2 | 172
RIGA, LATVIA



RICKY DOYLE
REDSHIRT (TRANSFER)
Jr. | F | 6-10 | 253
CAPE CORAL, FLA.



DEMETRIS MORANT
DUH-MEECH-RISS
R-Sr. | F | 6-9 | 209
MIAMI, FLA.




CHRISTIAN CARLYLE
Fr. | G | 6-6 | 210
JACKSONVILLE, FLA.



MARC-EDDY NORELIA
NORE-ELL-E-UH
R-Sr. | F | 6-8 | 218
ORLANDO, FLA.



ANTRAVIOUS SIMMONS
AN-TRE-VEE-US
R-Jr. | F | 6-9 | 250
MIAMI, FLA.



DOLAN MAHONEY
So. | G | 6-2 | 185
BRADENTON, FLA.



JOE DOOLEY
HEAD COACH
4th Yr | 28th OVERALL
GEORGE WASHINGTON '88