



# HISTORY

## Florida Atlantic

is the only Sun Belt Conference team to win two-consecutive bowl games. FAU is also the only team in the state of Florida to win back-to-back bowl games in 2007 and 2008.





## FAU FOOTBALL TIMELINE

A 40-member committee, comprised of faculty, students, alumni and community leaders, was announced, March 11, 1997. The committee's charge was to study the feasibility of FAU adding NCAA Division I football. February 1998 concluded the year-long feasibility study. President Anthony J. Catanese and Athletic Director Tom Cargill began the search for the program's first coach.

HISTORY




**MAY 1, 1998**  
Howard Schnellenberger hired as Director of Football Operations.

**MAY 1998**  
Schnellenberger began speaking wherever two or more gathered. It is estimated he has appeared on FAU's behalf more than 600 times in the last three years.



**JUNE 1998**  
Howard Guggenheim becomes first Football Founder of the Inner Circle.

**JULY 1998**  
Schnellenberger attended the State of Florida Football press conference. It was the first football presence FAU would have among other state universities.



**OCTOBER 1998**  
A Football Founder's Trophy is built to signify the mountains the program has climbed and those who contributed money prior to an intercollegiate down being played. The Founders are immortalized on a column, designed after the Washington Monument and the Grand Canyon.

**OCTOBER 17, 1998**  
FAU takes a trip to the University of Louisville for the Cardinals Stadium Opening.

**NOVEMBER 11, 1998**  
FAU travels to the University of South Florida, a state university that recently added football.

**DECEMBER 1998**  
FAU leaves the gridiron for the Intracoastal waterway for its first boat parade. FAU appeared in five boat parades in 1998 and 1999.



**FEBRUARY 15, 1999**  
President Catanese lights a bonfire to ignite a homecoming tradition. It was the first of three to be held prior to kick-off.



**MARCH 11, 1999**  
FAU President Anthony J. Catanese and Head Coach Howard Schnellenberger, on the Capitol Building's lawn, receive approval from the now defunct Board of Regents, to add football at FAU.



## FLORIDA ATLANTIC UNIVERSITY



### MAY 1999

First coaches are a temporary staff hired to recruit for the month of May.

### JULY 1999

Howard Schnellenberger is awarded a seven-year contract as head coach and announces Tom Oxley's donation for the Athletic Center and practice fields.



### SEPTEMBER 29, 1999

FAU celebrates the ground-breaking for the Tom Oxley Athletic Center.

### OCTOBER 1999

The Boca Raton Female Football League (BFFL), founded by Football Founder Yvonne Boyce, hosts a women's only luncheon, featuring soccer star Brandi Chastain, to heighten football awareness.

### NOVEMBER 6, 1999

Football participates in the American Diabetes Walk, one of several charitable services the program has participated in during its initial phase.



### AUGUST 28, 2000

The first practice was held in the Palm Beach Community College gym on FAU's Boca Raton Campus, due to inclement weather. More than 160 students tried out for the team.

### SEPTEMBER 23, 2000

"Dream Team" puts together "Fall FestivOwl" celebrating the squad's first scrimmage, with a barbeque and a celebrity roast, which featured Don Shula, Jim Kelly and other friends and former players under Coach Schnellenberger.

### OCTOBER 19, 2000

FAU signs a three-year deal to play all home games at Pro Player Stadium, home of the Miami Dolphins.

### NOVEMBER 2000

FAU ends season with a scrimmage at Pro Player Stadium.

### JANUARY 2000

Oxley Center construction begins with ground clearing and baseball "B" field reconstruction.

### FEBRUARY 2, 2000

FAU's first signing day featured a "pot luck" dinner and future player announcement.

### MARCH 2000

FAU Football wins the International Bed Race, held in Hawaii.



### AUGUST 29, 2000

FAU football takes the field for the first time.



# BACK-TO-BACK BOWL CHAMPIONS 2007 & 2008



## FEBRUARY 7, 2001

Second Signing Day. "Pot Luck" tradition continues. Five players who sign are among the Sun-Sentinel's top-100 high school recruits.



## MARCH 7, 2001

FAU holds its third annual celebrity golf tournament and second annual fishing tournament.



## FIRST SUN BELT CONFERENCE GAME

Louisiana-Monroe September 22, 2005.

## SEPTEMBER 1, 2001

Then Lt. Governor and now FAU President Frank T. Brogan tosses inaugural game's coin.



# Kick-Off!



## SEPTEMBER 9, 2005

First nationally televised game at Dolphin Stadium against Oklahoma State.

## 2006

First Sun-Belt Conference winning record 4-3.



## AUGUST 28, 2003

Defeated first I-A opponent; fastest program to do it (22nd game).



## DECEMBER 2003

Sun Belt offers conference invite. Bethune-Cookman first playoff game. FAU advanced to the semifinals and finished No. 4 nationally.

## END OF SEASON 2004

In 2004, the squad opened the season with five consecutive victories, all on the road, and two were against bowl participants in both 2003 and 2004. Two players instrumental in that success were Jared Allen and Chris Laskowski, both invited to play in the Hula Bowl.



## DECEMBER 1, 2007

### SUN BELT CHAMPIONSHIP

Florida Atlantic's defense shined versus Troy and the offense held to its game plan. In the closing seconds, FAU's defense batted down a ball to preserve the 38-32 victory.



HISTORY



## FLORIDA ATLANTIC UNIVERSITY



### COACH CONGRATULATING RUSTY

Rusty Smith guided FAU's offense throughout the 2007 campaign shattering the SBC record for single-season passing yards. Smith was named SBC Player of the Year and Head Coach Howard Schnellenberger earned his first conference title in 40+ years of coaching.

## DECEMBER 21, 2007

### NEW ORLEANS BOWL

Fans began joining the team in New Orleans on Monday. By Wednesday night a simple stroll down Bourbon Street could yield chants of "Let's Go Owls!" By game time, pep rallies were on tap and fans came from all over the country to witness the Owls first bowl appearance and victory. The game was the only football game televised that night and produced outstanding ratings.



Head Coach Howard Schnellenberger picked up his first bowl victory at FAU. The victory is the fifth for the legendary coach and makes him a perfect 5-0 in bowl games.

## DECEMBER 26, 2008

Senior Jervonte Jackson celebrates the program's second bowl victory in as many years. FAU was the only team in the state of Florida to win bowl games in 2007 and 2008 and the first Sun Belt Conference member to win back-to-back bowls.



Owl Fans gathered in New Orleans for the program's first bowl appearance. FAU became the fastest start-up program to earn a bowl invitation and to earn a victory. Seniors Zach Wichner and Taheem Acevedo present the trophy to President Frank T. Brogan and Coach Schnellenberger.



The post-game press conference fell well after the daily newspaper deadlines, but it was an opportunity for Rusty Smith, the New Orleans Bowl MVP and record holder for most TDs in a New Orleans Bowl game (5), to brag about the offensive line, a group he asked to join him along with Coach Schnellenberger and special teams stand-out DiIvory Edgecomb and senior linebacker Cergile Sincere.



HISTORY

# BACK-TO-BACK BOWL CHAMPIONS 2007 & 2008



## RECRUITING CLASSES LISTED ALPHABETICALLY

HISTORY



Jared Allen



Chris Shepard

2000						HOMETOWN (PREVIOUS SCHOOL)
NAME	POS	HT	WGT	CLS		
Jared Allen	QB	6-3	185	Fr		Edmond, OK (HS)
Arthur Cave	DE	6-1	245	Fr		Miami, FL (Northwestern HS)
Eddie Dunbar	TE	6-3	240	Fr		Pompano Beach, FL (Northeast HS)
Jack Fenelon	DB	5-11	170	Fr		Delray Beach, FL (Atlantic HS)
Mario Fernandez	QB	6-3	240	Fr		Hialeah, FL (HS)
Yrvins Guerrier	DE	6-1	235	Fr		Miami, FL (North Miami HS)
Tyrone Higgins	LB	6-1	235	Fr		Riviera Beach, FL (Palm Beach Gardens)
Robert Hunnicutt	OL	6-3	260	Fr		Miami, FL (Sunset HS)
Adrian Jackson	DB	5-10	170	Fr		Pompano Beach, FL (Ely HS)
Anthony Jackson	RB	5-9	180	Fr		Delray Beach, FL (Olympic Heights HS)
Garett Jahn	QB	6-3	190	Fr		Tallahassee, FL (Leon HS)
Dekolan James	RB	5-10	192	Fr		Miami, FL (Carol City HS)
Mauratae Johnson	DB	6-1	180	Fr		West Palm Beach, FL (Suncoast HS)
Kevin Ketchum	OL	6-4	225	Fr		Fort Lauderdale, FL (Dillard HS)
Jamaal Knowles	DE	6-3	210	Fr		Vero Beach, FL (Sebastian River HS)
Ernest Osborne	DE	6-4	225	Fr		Fort Lauderdale, FL (Dillard HS)
Doug Parker	RB	5-11	205	Fr		Delray Beach, FL (Atlantic HS)
Thomas Parker	WR	6-2	190	Fr		Miami, FL (Northwestern HS)
James Ray	OL	6-4	280	Fr		Boca Raton, FL (HS)
Cory Reddick	DB	5-7	170	Fr		Boynton Beach, FL (Santaluces HS)
Dave Richards	DE	6-3	265	Fr		Delray Beach, FL (Spanish River HS)
Ramon Rickards	DT	6-1	230	Fr		Miami, FL (Killian HS)
Craig Roundtree	DB	5-8	170	Fr		Bradenton, FL (Southeast HS)
Larry Taylor	WR	5-7	165	Fr		Sebastian, FL (Sebastian River HS)

2001						HOMETOWN (PREVIOUS SCHOOL)
(Five Listed Among State's Top-100)						
NAME	POS	HT	WGT	CLS		
Jake Beckman	DE	6-3	220	Fr		Miami, FL (Miami Palmetto HS)
Sam Black	RB	5-10	195	Fr		Miami, FL (Miami Senior HS)
Sylvester Brinkley	LB	6-3	185	Fr		Stuart, FL (Martin County HS)
Yulkeith Brown	DB	5-8	175	Fr		Miami, FL (Northwestern HS)
Mark Chase	DE	6-3	260	Fr		Miami, FL (Miami Central HS)
Anthony Crissinger-Hill	TE	6-3	200	Fr		Tampa, FL (Jefferson HS)
Thavaris Dority	WR	6-4	185	Fr		Boca Raton, FL (HS)
Dominic Fair	LB	6-0	225	Fr		Boynton Beach, FL (Spanish River HS)
Yamon Figurs	WR	5-11	160	Fr		Fort Pierce, FL (Fort Pierce-Westwood HS)
Kevin Fischer	OL	6-3	235	Fr		Boca Raton, FL (Pope John Paul II HS)
William Gray	DL	6-4	210	Fr		Lauderdale Lakes, FL (Boyd Anderson HS)
Willie Hughley	CB	5-10	170	Fr		Haines City, FL (Haines City HS)
Dimitri Jacques	LB	6-3	205	Fr		Miami, FL (Miami Beach HS)
Tremaine Johnson	DB	5-11	172	Fr		Boynton Beach, FL (Santaluces HS)
Justin Markey	D	6-3	225	Fr		Sarasota, FL (HS)
Chris McKinley	SS	6-1	190	Fr		Rockledge, FL (HS)
Kinyumba Mutakabbir	LB	6-2	187	Fr		Lawrenceville, GA (Berkmar HS)
Taurian Osborne	CB	5-10	176	Fr		Pembroke Pines, FL (Miami Jackson Senior)
Anthony Porter II	RB	5-10	176	Fr		Bradenton, FL (Manatee HS)
Darion Porter	WR	6-1	170	Fr		Bradenton, FL (Manatee HS)
Todd Poitier	WR	6-1	170	So		Deerfield Beach, FL (HS/Florida)
Jason Pugh	DE	6-2	234	Fr		Atlantic Beach, FL (Fletcher HS)
Jordan Roberts	DT	6-2	235	Jr		Santa Maria, CA (S. Broward HS/Allan Hancock CC)
Cameron Rodgers	FS	5-10	174	Fr		Tampa, FL (Jefferson HS)
Chris Shephard	OL	6-3	288	Fr		Apopka, FL (HS)
Justin Sobol	OT	6-4	266	Fr		Oakland Park, FL (Ely HS)
Teddy Strachan	DT	6-2	245	Fr		Dania Beach, FL (South Broward HS)
Brittney Tellis	WR	5-9	170	Fr		Miami, FL (Northwestern HS)
Javier Valdes	OL	6-5	300	Fr		Miami, FL (Belen Jesuit Prep)
Scott Whitener	OL	6-4	270	Fr		Fort Meade, FL (HS)
David Wright	OL	6-5	335	Fr		Orange City, FL (Deland HS)

2002						HOMETOWN (PREVIOUS SCHOOL)
NAME	POS	HT	WGT	CLS		
Shomari Earls	DB	6-2	205	Fr		Lake Park, FL (Palm Beach Gardens HS)
Lawrence Gordan	DB	5-11	175	Fr		Hallandale, FL (HS)
Josh Jenkins	DE	6-2	215	Fr		Lauderhill, FL (Dillard HS)
Robert Matheny	RB	6-0	185	Jr		Riviera Beach, FL (Dwyer HS/Allan Hancock CC)
David McDowell	DB	5-11	185	Fr		Davie, FL (Nova HS)
Dante McFadden	CB	6-0	180	Fr		Pompano Beach, FL (Ely HS)
Tito Pollice	WR	6-3	185	Fr		Lakeland, FL (Lake Gibson HS)
Leland Rodgers	RB	6-2	215	Jr		Chandler, AZ (Scottsdale CC)
Quincy Skinner	DB	5-10	170	Fr		Coral Springs, FL (Ely HS)
Quentin Swain	LB	6-0	230	So		Miami, FL (Northwestern HS/WVU)
Jovony Ward	DB	6-1	205	Fr		Miami, FL (Northwestern HS, Pittsburgh)

2003						HOMETOWN (PREVIOUS SCHOOL)
NAME	POS	HT	WGT	CLS		
Taheem Acevedo	FS	6-1	195	Fr		Miami, FL (Flex Varela Senior HS)
Roosevelt Bynes	WR	6-1	175	Jr		Fort Lauderdale, FL (Piper HS/Pittsburgh)
Danny Embick	QB	6-0	210	So		Jupiter, FL (Dwyer/WVU)
Nello Faulk	OL	6-6	245	Fr		Tampa, FL (Robinson HS)



## FLORIDA ATLANTIC UNIVERSITY



Lawrence Gordon



Danny Embick



Jervonte Jackson

Jason Fleming	DL	6-2	276	Fr
Matt Guice	OL	6-5	270	Fr
Dane Hansen	QB	6-2	195	Fr
"B.J." Manley	RB	5-9	180	Fr
Antes Perkins	OL	6-4	265	Fr
Michael Reed	LB	6-1	230	Fr
Jarrid Smith	OL	6-2	250	Fr
Dominick Walker	RB	5-10	195	Fr
Stetson Wilson	OT	6-6	297	Fr

Lauderhill, FL (Piper HS)
Kissimmee, FL (Osceola HS)
Longboat Key, FL (Cardinal Mooney HS)
Miami, FL (Norland HS)
Miramar, FL (Stranahan HS)
Vero Beach, FL (HS)
Okeechobee, FL (HS)
Lakeland, FL (HS)
Lakeland, FL (HS)

2004	NAME	POS	HT	WGT	CLS
	Rickey Bethel	DB	5-10	180	Jr
	Carldayle Brantley	FS	6-1	172	Fr
	Andre Clark	LB	6-1	205	Fr
	Darren Coney	WR	6-0	175	Fr
	Ted Czepiga	LB	6-0	208	Fr
	Brad Gagne	LB	6-1	220	Fr
	Antonio Hall	DT	6-0	272	Fr
	Anthony Heard	RB	6-0	200	Fr
	Vinnie Henderson	DT	6-5	252	Fr
	Brandon Jackson	OL	6-3	245	Fr
	Jervonte Jackson	DT	6-3	270	Fr
	E.J. Jones	DE	6-3	225	Fr
	Gregory Joseph	DB	5-10	184	Fr
	Kyle Langford	WR	6-3	181	Fr
	Jarrett McDonald	OL	6-5	260	Fr
	Nick Paris	OL	6-1	310	Fr
	Charles Pierre	RB	5-9	195	Fr
	Kristopher Rush	DE	6-0	210	Fr
	Frantz Simeon	WR	5-9	166	Fr
	Corey Small	CB	5-10	170	Fr
	McKinson Souverain	QB	6-0	173	Fr
	Zachary Wichner	OT	6-4	260	Fr
	Steve Williams	CB	5-10	160	Fr

HOMETOWN (PREVIOUS SCHOOL)
Boynton Beach, FL (Pasadena CC)
Miami, FL (William H. Turner HS)
Miami, FL (Pace HS)
Fort Lauderdale, FL (Boyd Anderson HS)
Bethany, CT (Amity HS)
Palm Beach Gardens, FL (HS)
Starke, FL (Bradford County HS)
Coral Springs, FL (Taravella HS)
Plantation, FL (South Plantation HS)
Miami, FL (Chaminade-Madonna HS)
Opa-locka, FL (North Miami HS)
Miami, FL (Southwest HS)
Miami, FL (Southwest HS)
Port St. Lucie, FL (Centennial HS)
Pembroke Pines, FL (Flanagan HS)
Palm Bay, FL (HS)
Orlando, FL (Highland Prep)
Tallahassee, FL (Lawton Chiles HS)
Lake Park, FL (Palm Beach Gardens HS)
Naples, FL (Gulf Coast HS)
Delray Beach, FL (Atlantic HS)
Davie, FL (South Plantation HS)
Hollywood, FL (Chaminade-Madonna HS)

2005	NAME	POS	HGT	WGT	CLS
	George Allen	LB	6-0	200	Fr
	Chris Bonner	WR	6-3	178	Fr
	Edward Bradwell	LB	6-1	200	Fr
	Jermaine Council	DE	6-5	238	Fr
	Roderick Ferguson	RB	5-8	188	Fr
	Cortez Gent	WR	6-2	170	Fr
	Christopher Goff	LB	6-1	178	Fr
	Jamari Grant	TE	6-4	177	Fr
	Terence Hall	DB	5-8	170	Fr
	Jason Harmon	WR	6-3	184	Fr
	Eldrid Jones	DL	6-2	250	Fr
	John Jones	WR	5-10	183	Fr
	Canshario Johnson	WR	6-0	177	Fr
	David Matlock	DL	6-2	239	Fr
	Joshua McClover	DE	6-5	198	Fr
	Erick McIntosh	DB	6-0	180	Fr
	John Mertilus	DT	6-2	288	Fr
	Kevin Miller	OT	6-3	304	Fr
	Keegan Peterson	K	6-0	175	Fr
	William Rose	RB	6-1	213	Fr
	Josh Savidge	DE	6-1	252	Fr
	Rusty Smith	QB	6-4	201	Fr
	Jimmy Toussaint	TE	6-4	252	Fr
	Lavoris Williams	OT/DT	6-3	250	Fr

HOMETOWN (PREVIOUS SCHOOL)
Lakeland, FL (Lakeland Senior HS)
Tampa, FL (Gaither HS)
Fort Lauderdale, FL (Dillard HS)
Melbourne, FL (Eau Gallie HS)
Deerfield Beach, FL (Deerfield Beach HS)
Chiefland, FL (HS)
Fort Myers, FL (Cypress Lake HS)
Jacksonville, FL (First Coast HS)
Milton, FL (Pace HS)
Tampa, FL (Riverview HS)
Deerfield Beach, FL (HS)
Jupiter, FL (HS)
Tampa, FL (Middleton HS)
Lake Wales, FL (HS)
North Lauderdale, FL (Coconut Creek HS)
Fort Myers, FL (Lehigh HS)
Port St. Lucie, FL (Ft. Pierce Central HS)
Oakland Park, FL (Northeast HS)
Riverview, FL (HS)
Lutz, FL (Gaither HS)
Naples, FL (HS)
Jacksonville, FL (Sandalwood HS)
Miami, FL (Edison HS)
Fort Lauderdale, FL (Dillard HS)

2006	NAME	HGT	WGT	POS	CL
	Dennis Bowling	6-3	313	OG	Fr
	Eli Cranor	6-2	195	QB	Fr
	Joseph Dawson	6-5	300	OT	Fr
	Markee Drummer	6-4	205	DE/LB	Fr
	Corrdero Drummond	6-1	190	RB	Fr
	Malik Eugene	6-3	200	LB/TE	Fr
	Willie Floyd	5-9	165	RB	Fr
	Tarvoris Hill	6-0	170	CB	Fr
	Avery Holley	6-0	150	WR	Fr
	Rob Housler	6-5	210	TE	Fr
	Rod Huggins	6-1	185	QB/FS	Fr
	Devon Irwin	6-6	255	OL	Fr
	Craig Jenkins	6-0	195	LB/SS	Fr
	Rodney Jones	5-11	185	RB	Fr
	C.J. Lee	6-3	230	LB/FB	Fr
	Michael Lockley	6-2	225	LB	Fr
	David Muniz	5-11	201	FB	Fr

HOMETOWN (PREVIOUS SCHOOL)
Orlando, FL (Boone HS)
Russellville, AR (HS)
Hallandale, FL (Chaminade-Madonna HS)
West Palm Beach, FL (Cardinal Newman HS)
West Palm Beach, FL (Palm Beach Lakes HS)
Tampa, FL (Freedom HS)
Hollywood, FL (Chaminade-Madonna HS)
Miami, FL (Central HS)
Pompano Beach, FL (Ely HS)
Converse, TX (Judson HS)
Moore Haven (HS)
Sarasota, FL (Booker HS)
Miami, FL (Northwestern HS)
Dunnellon, FL (HS)
St. Petersburg, FL (St. Pete Catholic HS)
Orlando, FL (Olympia HS)
Longwood, FL (Lyman HS)

# BACK-TO-BACK BOWL CHAMPIONS 2007 & 2008



HISTORY



David Kooi



Graham Wilbert

Tavious Polo	5-10	146	DB	Fr
Mauricio Riquer	6-4	275	DL	Fr
VanCamp	6-5	205	QB	Fr
Ed Wertepny IV	6-5	215	TE	Fr
Ryan Wischnefski	6-2	310	OG	Fr

## 2007

NAME	HGT	WGT	POS	CL
Dustin Anglin	6-4	250	DT/DL	Fr
Jeff Blanchard	5-9	195	RB	So
Dino Cox	6-3	240	DL	Fr
Curtis Cross	5-10	170	CB	Fr
Jarvis Givens	6-3	300	DT	Fr
Mickey Groody	5-11	170	P	Fr
Lestar Jean	6-3	195	WR	Fr
Austin Jensen	6-1	190	S	Fr
Jamere Johnson	6-4	220	DE	Fr
Max Karrick	6-6	280	OT	Fr
Jhermel Knight	5-10	183	RB	Fr
Samuel McRoy	6-4	249	OT	Fr
Alfred Morris	5-11	222	RB	Fr
Tim Moscato	6-2	200	QB	Fr
Chris Newbold	6-4	250	DL/OL	Fr
Avionne Rolle	5-9	180	DB	Fr
Xavier Stinson	5-9	225	RB/LB	Fr
Darian Williams	6-3	195	WR	Fr

## 2008

PLAYER	HT	WGT	POS	CLS
Michael Barasch	5-9	200	RB	Fr
Chase Bowers	6-6	265	OL	Fr
Keon Broxton	6-4	185	WR	Fr
Andy Crupinski	6-5	255	DL	F
Kevin Cyrille	6-4	275	DL	Fr
Travis Cox	6-0	180	DB	Fr
Erik Hansen	6-5	240	TE	Fr
Jimmy Jean	6-2	280	DL	Fr
AJ Johnson	6-5	265	DE	Fr
David Kooi	6-7	200	QB	Fr
Yourhighness Morgan	6-3	225	LB	Fr
Troy Niblack	6-6	280	OL	Fr
Nick Osborne	6-3	210	DL	Fr
Alex Pattee	6-2	240	LB	Fr
Jared Pizzuti	6-4	225	TE	Fr
Randy Richards	6-4	290	OL	Fr
Jordan Sessa	6-5	270	OL	Fr
Xavier Stinson	5-8	228	RB	Fr
Tony Walding	6-1	210	LB	Fr
Graham Wilbert	6-6	225	QB	Fr
Demetrius Williamson	6-0	180	DB	Fr
Amos Wood, Jr	6-0	170	WR	Fr

## 2009

PLAYER	HT	WGT	POS	CLS
Tyrie Allen	5-9	185	RB	Fr
Rockenson Angrand	6-2	225	LB	Fr
Terrell Bradley	5-10	185	DB/RB	Fr
Christopher Chappell	6-8	298	DL	Fr
Jimmie Colley	6-3	260	OL	Fr
Jamal Davis	6-2	185	WR	Fr
Nexon Dorvilus	6-4	225	TE	Fr
Carlton Falconer	6-5	255	OL	Fr
Damian Fortner	5-10	171	RB	Fr
Cory Henry	6-3	230	DE	Fr
David Hinds	6-2	215	LB	Fr
Treon Howard	5-10	150	DB	Fr
Chris Jackson	6-0	230	FB	Fr
Karl James	6-1	258	DL	Fr
Randell Johnson	6-3	210	LB	Fr
Travis Jones	5-10	175	RB	Fr
Matthew McLaughlin	5-10	190	P/K	Fr
Toney Moore	6-2	210	LB	Fr
James Oboh	6-4	210	TE	Fr
Keith Reaser	5-10	165	DB	Fr
DeAndre Richardson	6-2	180	WR/DB	Fr
Brian Sirmans	6-1	160	SS	Fr
Winfred Strickland	6-0	170	DB	Fr
Andrew Stryffler	6-5	235	DE/TE	Fr
DeAndre Williams	6-5	265	OT	Fr
Jarred Williams	6-3	215	DE	Fr

Fort Lauderdale, FL (South Plantation HS)
Plantation, FL (South Plantation HS) Jeff
Gulf Breeze, FL (Navarre HS)
Tampa, FL (Sickles HS)
Palm Bay, FL (Melbourne HS)

## HOMETOWN (PREVIOUS SCHOOL)

Plant City, FL (Lake Gibson HS)
Delray Beach, FL (Garden City CC)
Tampa, FL (Wharton HS)
Belle Glade, FL (Glades Central HS)
Miami, FL (Columbus HS)
Pompano Beach, FL (St. Thomas Aquinas HS)
Miami, FL (Miami Norland HS)
Bradenton, FL (Manatee HS)
Wesley Chapel, FL (Wharton HS)
Palm City, FL (South Fork HS)
Fort Myers, FL (Dunbar HS)
Jacksonville, FL (William M. Raines HS)
Pensacola, FL (Pine Forest HS)
Naples, FL (HS)
Fort Lauderdale, FL (Pembroke Pines Charter HS)
Miami, FL (Central HS)
Miami, FL (Chaminade-Madonna HS)
North Lauderdale, FL (Northeast HS)

## HOMETOWN (PREVIOUS SCHOOL)

Fort Lauderdale, FL (University School)
Panama City, FL (Mosley)
Lakeland, FL (HS)
Venice, FL (North Port)
Miami, FL (North Miami Beach)
Fort Lauderdale, FL (South Plantation)
Jacksonville, FL (Ed White)
Fort Lauderdale, FL (Northeast)
Fort Lauderdale, FL (Cardinal Gibbons)
Pensacola, FL (Pensacola Catholic)
Webster, FL (South Sumpter)
Orlando, FL (Edgewater)
Fort Lauderdale, FL (Calvary Christian)
Hollywood, FL (Hollywood Hills)
Longwood, FL (Lake Brantley)
Royal Palm Beach, FL (HS)
Fort Lauderdale, FL (South Broward)
Miami, FL (Chaminade-Madonna)
Melbourne, FL (Florida Air Academy)
Valencia, CA (HS)
Daytona Beach, FL (Spruce Creek)
Davie, FL (Hollywood Hills)

## HOMETOWN (PREVIOUS SCHOOL)

Davie, FL (Western)
Port Saint Lucie, FL (Treasure Coast)
Gainesville, FL (Eastside)
Callahan, FL (West Nassau)
Pace, FL (Pace)
Fort Lauderdale, FL (Coral Springs Charter)
Miami, FL (North Miami Senior)
Fort Lauderdale, FL (Dillard)
Miami, FL (Everglades)
Miami, FL (Carol City)
Miami, FL (Miami Edison)
Fort Meade, FL (Fort Meade)
Panama City, FL (Arnold)
Miami, FL (Miami Sunset)
Miami, FL (North Miami Senior)
Port Saint Lucie, FL (Treasure Coast)
Tampa, FL (Tampa Catholic)
West Palm Beach, FL (King's Academy)
Brookeville, MD (Sherwood)
Miami, FL (Killian)
Panama City, FL (Bay)
Jacksonville, FL (Robert E. Lee)
Cocoa, FL (Cocoa)
Sanford, NC (Lee County)
Orlando, FL (Oak Ridge)
Fort Walton Beach, FL (Fort Walton Beach)



## FLORIDA ATLANTIC UNIVERSITY

### ALL-TIME NUMERICAL ROSTER

The "All-Time Numerical Roster" is a list of players who have ended the season on the active roster. It may differ from both the "Letterman-Roster" and the "All-Time Roster." Following each name is the year(s) listed on roster.

### FAU ALL-TIME ROSTER

The "All-Time Roster" is a list of players who have ended the season on the active roster. It may differ from both the "Letterman-Roster" and the "Numerical Roster." Following each name is year(s) listed on the roster, position, jersey numbers and hometown.

1	Dekolan James	01
	Brittney Tellis	01-04
	McKinson Souverain	05
	Avery Holley	06-08
2	Mauratae Johnson	01
	Daveon Barron	03-04
	Dominic Walker	05-07
	Avionnie Rolle	08
3	Craig Roundtree	01-04
	Greg Joseph	05-08
4	Anthony Jackson	01-04
	Carldayle Brantley	05-08
5	Doug Parker	01/03-04
	Danny Embick	05
	Tavious Polo	07-08
6	Jack Fenelon	02
	Dekolan James	04
	Frantz Simeon	05-06
	Darian Thomas	08
7	Taurian Osborne	02-03
	Casey McGahee	03-06
	Chris Bonner	07-08
8	Tremaine Johnson	01-02
	B.J. Manley	03-07
	Xavier Stinson	08
9	Larry Taylor	01-04
	Taheem Acevedo	06
	Tarvoris Hill	08
10	Quincy Skinner	02-05
	Rod Huggins	07-08
11	Javony Ward	02
	Dannny Embick	03-04
	Rusty Smith	06-08
12	Jared Allen	01-04
	Jeff VanCamp	07-08
13	Joel Fosselman	01-03
	Ricky Bethel	04-06
	Grant Glover	07-08
14	Garrett Jahn	01-02
	McKinson Souverain	04
	Terrance Hall	05
	Jason Grant	07
	Graham Wilbert	09
15	Matt Prudenit	01-03
	Carldayle Brantley	04
	Sean Clayton	05-07
	David Kooi	08
16	Brittney Tellis	01-02
	Etiene Menard	02
	Dane Hansen	03
	Cortez Gent	06-08
17	Ryan Rankin	01
	Roosevelt Bynes	03-04
	Chad Wilkes	05-08
	Darian Thomas	07
18	Tom Keane	02
	Mark Maycock	05-06
	Antonio Rodriguez	08
	Alex Pecorella	07-08
19	Andy Rosas	02-03
	Frantz Simeon	04
	Chris Bonner	06
	Alex Fick	07-08
20	Eric Harper	01-04
	Jason Harmon	05
	Charles Pierre	06-08
21	Darrion Porter-Isom	01-05
	Erick McIntosh	06-08
	Ryan Paros	07-08
22	Lawrence Gordon	02-05
	Jason Grant	06
	Keegan Peterson	07-08
23	Lee Pasick	01-03
	Anthony Heard	04
	Ryan Paros	06
	Jason Haynes	07-08
24	Willie Hughley	02-05
	Tarvoris Hill	07
	Amos Woods, Jr	08
25	Taheem Acevedo	03-04
	John DeShields	05-06
	Jeff Blanchard	07-08

### A-B

Taheem Acevedo	03-07	DB	25	Miami, FL
Dewain Akerblom	02-06	LS	56/66	Fort Lauderdale, FL
Ed Alexander	07-08	DB	38	Margate, FL
George Allen	05-08	LB	50	Lakeland, FL
Jared Allen	01-04	QB	12	Edmond, OK
Anthony Almonte	02	DL	72	Davie, FL
Christian Amaya	03-04	DB	34	Pembroke Pines, FL
Damian Armondo	06-07	TE/DL	80/91	Miami, FL
Chris Athans	08	LS	60	Lakeland, FL
Cartier Barber	04	DB	30	West Palm Beach, FL
Daveon Barron	02-04	RB	28/2	Fort Pierce, FL
Morgan Barnett	07-08	LS	69	Pensacola, FL
Kris Bartels	04-07	DB	30/27	Hollywood, FL
Jake Beckman	01-02	DL	91	Miami FL
Erik Benson	02-05	TE	80/49	Plantation, FL
Junior Bergel	01	RB	35	Miami, FL
Rickey Bethel	04-06	DB	13	Boynton Beach, FL
Jay Bitzer	01	OL	78	Boca Raton, FL
Jeff Blanchard	07-08	RB	25	Delray Beach, FL
Josh Blaylock	01/03	FB	39	Canfield, OH
Rashad Bolad	07	OL	60	Coconut Creek, FL
Chris Bonner	06-08	WR	19	Tampa, FL
Glynn Bostic	06	RB	41	Pompano Beach, FL
Dennis Bowling	06	OL	73	Orlando, FL
Edward Bradwell	05-08	LB	47	Fort Lauderdale, FL
Cardayle Brantley	04-08	DB	15/4	Miami, FL
Gerrius Brantley	02	WR	37	North Miami, FL
Sylvester Brinkley	01	LB	57	Miami, FL
Mike Brown	04-05	K	28	Ormond Beach, FL
Yulkeith Brown	01	CB	7	Miami, FL

### C-D

Kenneth Campos	01-03	OL	60	Miami, FL
Tom Carluccio	02	P	33	Palm City, FL
Jason Carpenter	01	RB	49	Land O'Lakes, FL
Arthur Cave	01-02	DE	85	Miami, FL
Mark Chase	02-03	DL	95	Miami, FL
Logan Chipperfield	06	PK	37	Jacksonville, FL
Andre Clark	04-08	LB	49	Miami, FL
Sean Clayton	05-07	QB	15	Poland, OH
Justin Cleveland	06	DL	89	St. Petersburg, FL
Ben Coker	01-04	TE	83	Vineland, NJ
Connor Cole	07	TE	86	Coral Springs, FL
Darren Coney	04	WR	86	Miami, FL
Wes Connelly	02	RB	41	Sebring, FL
Frank Conrad	01	TE	82	Boca Raton, FL
Jermaine Council	06-07	DL	94	Melbourne, FL
Dino Cox	07-08	DL	58	Tampa, FL
Eli Cranor	06	QB	14	Russellville, AR

Aaron Sanchez

# BACK-TO-BACK BOWL CHAMPIONS 2007 & 2008



HISTORY

26	Coisge McCullough	01
	David McDowell	02
	Cory Small	04-08
27	Cameron Rodgers	01-04
	Kris Bartels	05-07
28	Daveon Barron	02
	Mike Brown	05
	Rod Huggins	06
	Willie Floyd	07-08
29	Jerrell Terry	02-04
	Gedel Merzius	06
	Demetrius Williamson	08
30	Andy Rosas	01
	Cedric White	03
	Kris Bartels	04
	Keegan Peterson	06
	Avionne Rolle	07
	Ross Gornall	08
31	Leland Rodgers	02-03
	Charles Pierre	04-05
	Willie Floyd	06
	Alfred Morris	07-08
32	Sharard Mizell	02
	Dominic Walker	03-04
	DiIvory Edgecomb	05-08
33	Dustin Konkak	01
	Tom Carluccio	02
	Daniel Kennard	05
	Kyle Watkins	06-08
	Brandon Zeeb	08
34	Robert Matheny	02
	Christian Amaya	03-04
	Warley Leroy	05-08
35	Aaron Sanchez	02-06
	Curtis Cross	07-08
36	Dominic Fair	02
	David McDowell	04-05
	Cedric White	06
	David Muniz	07-08
37	Gerrius Brantley	02
	Derek Zak	04
	Austin Jensen	07-08
38	Mark Myers	01-04
	Mike O'Neill	06
	Ed Alexander	07-08
39	Josh Blaylock	01
	Ertwyn Henry	03
	Malik Eugene	06-08
40	Taurian Osborne	01
	Troy Pindell	02-06
	Mickey Groody	07-08
41	Jonathan Hayes	01
	Wes Connelly	02
	Glynn Bostic	06
	Jhermel Knight	07
42	Kinyumba Mutakabirr	01-05
	C.J. Lee	06
	Darian Williams	07
	Alex Patee	08
43	Ryan Forkey	02
	Julian Myers	04-08
44	Todd Poitner	01-02
	Ted Czepiga	04-08
45	Garrett Schubert	01
	Cergile Sincere	03-07
	Michael Lockley	08
46	Chris Laskowski	01-04
	William Rose	05-08
47	Edward Bradwell	06-08
48	Erik Benson	03-05
	Dustin Forston	06
	Chris Exposito	07
	Yourhighness Morgan	08
49	Jason Carpenter	01
	Jason Vera	03
	Andre Clark	04-08
50	Tyrone Higgins	01-04
	George Allen	05-08
51	Nick Seta	01
	Quentin Swain	02-03
	Brad Gagne	04-05
	Paul Muse	07

Anthony Crissinger-Hill	01/03-04	TE	84	Tampa, FL
Curtis Cross	07-08	DB	35	Belle Glades, FL
Andy Czuprynski	08	DL	91	Venice, FL
Ted Czepiga	04-08	LB	44	Bethany, CT
Dantson Dareus	01-05	TE	81	Miami, FL
John DeShields	05-06	DB	25	Boca Raton, FL
Eddie Dunbar	01	C	61	Pompano Beach, FL

## E-G

Shomari Earls	02-05	LB	59	Lake Park, FL
DiIvory Edgecomb	04-08	RB	37/32	Miami, FL
Bob Edwards	03-04	OL	56	Plantation, FL
Danny Embick	03-05	QB	11	Jupiter, FL
Andy Emminger	01	K	34	Cleveland, OH
Malik Eugene	06-08	LB	39	Tampa, FL
Chris Exposito	07	TE	48	Miami, FL
Dominic Fair	02	LB	36	Boynton Beach, FL
Nello Faulk	03-06	OL	70/52	Tampa, FL
Jack Fenelon	02	CB	6	Delray Beach, FL
Alex Fick	07-08	QB	19	Sugar Land, TX
Kevin Fischer	01-04	OL	76	Boca Raton, FL
Michael Fishetti	03	OL	69	Coral Springs, FL
Jason Fleming	03-05	DL	98	Lauderhill, FL
Willie Floyd	06-08	RB	31	Hollywood, FL
Ryan Forkey	02	LB	43	Fort Myers, FL
Dustin Forston	06	LB	48	Miami, FL
Joel Fosselman	01-03	QB	13	Boynton Beach, FL
Brad Gagne	04-05	LB	51	Palm Beach, FL
Cortez Gent	06-08	WR	16	Chiefland, FL
Jarvis Givens	07-08	DT	93	Miami, FL
Grant Glover	07	WR	13	Lakeland, FL
Lawrence Gordon	02-05	DB	22	Hallandale, FL
Jamari Grant	06-08	TE	87	Jacksonville, FL
William Gray	01-04	DL	90	Lauderdale Lakes, FL
Ross Gornall	08	K	30	Jupiter, FL
Mickey Groody	07-08	P	40	Pompano Beach, FL
George Guffey	01-04	OL	64	Orlando, FL
Yrvens Guerrier	01-04	DL	92	Miami, FL
Matt Guice	03	OL	65	Kissimmee, FL
Patrick Gwynn	07	LB	60	Lakeworth, FL

## H

Antonio Hall	04	DT	87	Starke, FL
Terence Hall	05	RB	14	Milton, FL
Michael Hancock	04-08	TE	93/54	Parkland, FL
Dane Hansen	03-04	QB	16	Longboat Key, FL
Erik Hansen	08	OL	51	Jacksonville, FL
Jason Harmon	05-07	WR	20	Tampa, FL
Eric Harper	01-04	FB	20	Boca Raton, FL
Jonathan Hayes	01	FB	41	South Fork, FL
Jason Haynes	07	DB	23	Miramar, FL
Robert Helsper	02	OL	69	Miami, FL
Vinnie Henderson	04-08	DL	95/90	Satellite Beach, FL
Ertwyn Henry	03	DB	39	Jacksonville, FL
Danny Hernandez	01	DT	86	Miami, FL
Tyrone Higgins	01-04	LB	50	Riviera Beach, FL
Tarvoris Hill	07-08	DB	24	Miami, FL
Avery Holley	06-08	RB	1	Pompano, Beach, FL
Rob Housler	06-08	TE	81	Converse, TX
Rod Huggins	06-08	S	28	Moore Haven, FL
Willie Hughley	02-05	CB	24	Haines City, FL
Robert Hunnicutt	01-03	OL	74	Miami, FL
Randy Hunter	06	DT	99	Miami, FL

## I-J

Michael Ippolito	05	OL	59	Boca Raton, FL
Devon Irwin	06	OL	60	Sarasota, FL
Anthony Jackson	01-04	RB	4	Delray Beach, FL
Brandon Jackson	04-07	OL	65	Miami, FL
Jervonte Jackson	04-08	DT	92	Opa-locka, FL
Dimitri Jacques	01-04	DL	55	Miami, FL
Garrett Jahn	01-03	QB	14	Tallahassee, FL
Dekolan James	01/03-04	RB	1	Miami, FL
Jimmy Jean	08	DL	96	Fort Lauderdale, FL
Lester Jean	07-08	WR	80	Miami, FL
Craig Jenkins	06	LB	57	Miami, FL
Josh Jenkins	02-06	DE	91	Lauderhill, FL
Austin Jensen	07-08	DB	37	Bradenton, FL
Conshario Johnson	06-08	WR	84	Tampa, FL
Jamere Johnson	07-08	DE	75	Wesley Chapel, FL
Mauratae Johnson	01-02	S	2	West Palm Beach, FL
Tremaine Johnson	01-02	CB	8	Boynton Beach, FL
E.J. Jones	04-06	DE	80/93	Miami, FL
Daniel Joseph	07-08	DL	99	Lake Worth, FL
Frantz Joseph	06-08	LB	56	Fort Lauderdale, FL
Greg Joseph	05-08	DB	3	Miami, FL

## K-L

Robert Karpinski	01	OL	72	Syoset, NY
Max Karrick	07-08	DT	64	Palm City, FL
Tom Keane	02	QB	18	Miami, FL
Preston Kendrick	05-06	OL	55	Jacksonville, FL
Daniel Kennard	05	K	33	Naples, FL
Kevin Ketchum	01-03	OL	79	Miami, FL
Jhermel Knight	07	RB	41	Fort Myers, FL
Brett Konchak	01-04	DL	93	Pembroke Pines, FL
Dustin Konkak	01	WR	33	Boca Raton, FL
David Kooi	08	QB	15	Pensacola, FL
Chris Laskowski	01-04	LB	46	Melbourne, FL
C.J. Lee	06	LB	42	St. Petersburg, FL
Chris Lena	07-08	DB	66	Royal Palm Beach, FL
Warley Leroy	05-08	K	34	Boca Raton, FL
Mike Leshe	01-03	OL	58	Palm City, FL
Michael Lockley	06-08	LB	59	Orlando, FL
Jake Lucie	02-03	OT	TE	Port St. Lucie, FL

## M-N

David Maclin	07	OL	54	Riverview, FL
B.J. Manley	03-07	RB	8	Miami, FL
Philip Martin	05	OL	69	Pembroke Pines, FL
Robert Matheny	02	RB	34	Riviera Beach, FL
Ed Mathews	01	OL	75	Naples, FL
David Matlock	06-08	OL	72	Lake Wales, FL
Mark Maycock	05-07	DB	18	Hialeah Gardens, FL
Joshua McClover	06-07	DL	77	North Lauderdale, FL
Sam McCoy	01-02	DL	98	Hollywood, FL
Coisge McCullough	01	DB	26	Tampa, FL
Jarret McDonald	05-07	OL	79	Orlando, FL
William McDonald	01-04	DL	71	Tampa, FL
Philip McDonald	07	WR	89	Pembroke Pines, FL
David McDowell	02/04-05	DB/RB	26	Davie, FL
Casey McGahee	02-06	WR	82/7	Fort Myers, FL
Erick McIntosh	06-08	CB	21	Fort Myers, FL
Chris McKinley	01-04	LB	54	Rockledge, FL
Samuel McRoy	07-08	OT	53	Jacksonville, FL
Etiene Menard	02	QB	16	Miami, FL
John Mertilus	06-07	DT	96	Port St. Lucie, FL
Gedel Merzius	06-07	CB	29	Miami, FL
Kevin Miller	06-07	OL	64	Oakland Park, FL
Sherard Mizell	02	DB	32	Cocoa, FL



## FLORIDA ATLANTIC UNIVERSITY

Erik Hansen	08
52 Joe Walker	01-04
Nello Faulk	05-06
Chris Newbold	07-08
53 Chris Salivar	01-03
Derek Skop	07
Sam McRoy	07-08
54 Chris McKinley	01-04
Michael Hancock	05-08
David Maclin	07
55 Dimitri Jacques	01-04
Preston Kendrick	05-06
Ryan Sollazzo	07-08
56 Dewain Akereblom	02
Bob Edwards	03-04
Frantz Joseph	06-08
57 Sylvester Brinkley	01
Jason Pugh	02-04
Craig Jenkins	06
Vinnie Henderson	07-08
58 Mike Leshe	01-03
Raul Valero	06
Dino Cox	07-08
59 Tony Padilla	01
Shormari Earls	02-05
Ed Wertepny	08
60 Kenneth Campos	01-03
Chris Munoz	05
Devon Erwin	06
Chris Athans	07-08
Patrick Gwynn	07
61 Eddie Dunbar	01
Brian Pare	02-03
Kristopher Rush	04-08
Rashad Bolad	07
62 Ryan Van Kirk	01
Josh Blaylock	03
Peter Pantelakos	04-07
63 Chris Munoz	03-06
Antes Perkins	07
Chris White	07
Rudy Taylor	07
Mark Soto	08
64 George Guffey	01-04
Kevin Miller	06
Max Karrick	07-08
65 Rhett Winslow	01
Matt Guice	03
Brandon Jackson	04-08
66 Nat Whitehurst	01-02
Dewain Akereblom	03-06
Chris Lina	07-08
67 Chris Shepherd	01
Jameson Schultz	02
Zachary Wichner	04-08
68 David Wright	01
Chris Shepherd	02-04
Nick Paris	05-08
69 Justin Sobol	01
Robet Helsper	02
Michael Fishetti	03
Nick Paris	04
Philip Martin	05-06
Morgan Barnett	07-08
70 Chris Munoz	02
Nello Faulk	03-04
Lavoris Williams	06-08
71 William McDonald	01
Adam Pantelakos	03-04
John Rizzo	05-08
72 Robert Karpinski	01
Anthony Almonte	02
Jarrid Smith	03-04
David Matlock	06-08
73 Scott Whitener	01-02
Stetson Wilson	03-05
Dennis Bowling	06
Kevin Miller	07-08
74 Robert Hunnicutt	01-03
Jarret McDonald	04
Gil Monzon	05-07
Carl Spitale	07-08

Yourhighness Morgan	08	LB	47	Webster, FL
Alfred Morris	07-08	RB	31	Pensacola, FL
Gil Monzon	05-07	OL	74	Boynton Beach, FL
David Muniz	06-08	FB	33	Longwood, FL
Chris Munoz	01-02	OL	63	Miami, FL
Chris Munoz	05	OL	60	Weston, FL
Paul Muse	07-08	OL	51	Jacksonville, FL
Kinyumba Mutakabir	01-05	LB	42	Lawrenceville, FL
Julian Myers	05-08	LB	43	Staten Island, NY
Mark Myers	01-04	K	38	Rockledge, FL
Chris Newbold	07-08	OL	52	Fort Lauderdale, FL
Troy Niblack	08	OL	78	Orlando, FL

### O-P

Mike O'Neill	06	P	38	Vero Beach, FL
Nick Osborne	08	DL	89	Fort Lauderdale, FL
Taurian Osborne	01-02	S	40/7	Pembroke Pines, FL
Tony Padilla	01	LB	59	Weston, FL
Adam Pantelakos	03-04	OL	71	Miami, FL
Peter Pantelakos	03-07	OL	62	Miami, FL
Brian Pare	02-03	LS	61	Boca Raton, FL
Nick Paris	04-08	OL	69/68	Palm Bay, FL
Doug Parker	01/03-04	RB	5	Delray Beach, FL
Thomas Parker	01-05	WR	88	Miami, FL
Ryan Paros	06-08	LS	23	Marathon, FL
Lee Pasick	01-03	S	23	Sarasota, FL
Alex Pattee	08	LB	42	Hollywood, FL
Alex Pecorella	08	WR	18	Orlando, FL
Antes Perkins	03-06	OL	63	Miramar, FL
Keegan Peterson	06-08	K	30	Riverview, FL
Charles Pierre	04-08	RB	31	Orlando, FL
Troy Pindell	02-06	WR	40	Tamarac, FL
Josh Pinnick	03-07	DL	97	Satellite Beach, FL
Kyle Pitcock	07	OL	77	New Port Richie, FL
Jared Pizzuit	08	TE	86	Longwood, FL
Todd Poitier	01	LB	44	Deerfield Beach, FL
Tito Pollice	02-04	WR	89	Lakeland, FL
Tavious Polo	07-08	DB	5	Fort Lauderdale, FL
Darrion Porter-Isom	01-05	WR	21	Palmetto, FL
Matt Prudenti	01-03	WR	15	Vero Beach, FL
Jason Pugh	02-04	LB	57	Atlantic Beach, FL

### Q-R

Ryan Rankin	01	K	17	Sarasota, FL
Dave Richards	01-04	OL	77	Delray Beach, FL
Ramon Rickards	01-04	DL	99	Miami, FL
Mauricio Riquer	06-08	DT	86	Plantation, FL
Wilfred Rivera	06-08	WR	83	Fort Myers, FL
John Rizzo	05-07	OL	71	Coral Springs, FL
Jordan Roberts	01-02	DT	87	Hollywood, FL
Cameron Rodgers	01-04	FS	27	Tampa, FL
Leland Rodgers	02-03	FB	31	Chandler, AZ
Antonio Rodriguez	08	DB	18	Coral Springs, FL
Avonie Rolle	07-08	RB	30	Miami, FL
Andy Rosas	01-03	P	30/19	Miami, FL
William Rose	05-08	RB	46	Lutz, FL
Craig Roundtree	01-04	S	3	Bradenton, FL
Kristopher Rush	04-07	DL	61	Tallahassee, FL

### S-T

Chris Salivar	01-03	OL	53	Palm Beach Gardens, FL
Aaron Sanchez	02-04	RB	35	Miami, FL
Josh Savidge	05-08	DL	95	Naples, FL
Garrett Schubert	02	S	45	Fort Lauderdale, FL
Jameson Schultz	02	OL	67	Longwood, FL
Jonathan Segrete	06	K	30	Largo, FL
Jordan Sessa	79	OL	79	Fort Lauderdale, FL



William Rose



Rob Housler



Dino Cox

HISTORY

# BACK-TO-BACK BOWL CHAMPIONS 2007 & 2008



## HISTORY

75	Ed Mathews	01
	Justin Sobol	02-03
	Ryan Sollazzo	06
	Jamere Johnson	08
76	Kevin Fischer	01-04
	Robert St. Clair	05
	Ryan Wischnefski	06-08
77	Dave Richards	01-04
	Joshua McClover	06-08
	Kyle Pitcock	07
78	Jay Bitzer	01
	William McDonald	02-04
	Jarrid Smith	05-07
	Troy Niblack	08
79	Kevin Ketchum	01-03
	Jarret McDonald	05-07
	Jordan Sessa	08
80	Erik Benson	02
	EJ Jones	04
	Damian Amondo	06
	Lester Jean	07-08
81	Dantson Dareus	01-05
	Rob Housler	06-08
82	Frank Conrad	01
	Casey McGahee	02-03
	Ed Wertepny	06-07
	Paul Muse	08
83	Ben Coker	01-04
	Wilfred Rivera	06-08
84	Anthony Crissinger-Hill	01/03-04
	Conshario Johnson	06-08
85	Arthur Cave	01-03
	Jervonte Jackson	04
	Mike Wilds	05-07
	Darian Williams	08
86	Danny Hernandez	01
	Jake Lucie	02-03
	Daren Coney	04
	Mauricio Riquer	06
	Conor Cole	07
	Jared Pizzuti	08
87	Jordan Roberts	01-02
	Antonio Hall	04
	Jamari Grant	06-08
88	Thomas Parker	01-05
	Jason Harmon	06-08
89	Richard Spencer	01
	Tito Pollice	02-04
	Justin Cleveland	06
	Phillip McDonald	07
	Nick Osborne	08
90	William Gray	01-04
	Vinnie Henderson	05-06
	Mauricio Riquer	07-08
91	Jake Beckman	01
	Josh Jenkins	02-06
	Damian Amondo	07
	Andy Czuprynski	08
92	Jrvens Guerrier	01-04
	Jervonte Jackson	05-08
93	Brett Konchak	02-04
	E.J. Jones	05-06
	Jarvis Givens	07-08
94	Teddy Strachan	01-04
	Jermaine Council	06
95	Mark Chase	02-04
	Josh Savidge	05-08
96	Johnnie Sloan	01-04
	John Mertilus	06-07
	Jimmy Jean	08
97	Jason Pugh	01/03-04
	Reggie Dent	02
	Josh Pinnick	04-07
98	Sam McCoy	01-02
	Jason Flemming	03-05
	Robert St. Clair	06-08
99	Ramon Rickards	01-04
	Randy Hunter	06
	Daniel Joseph	07-08

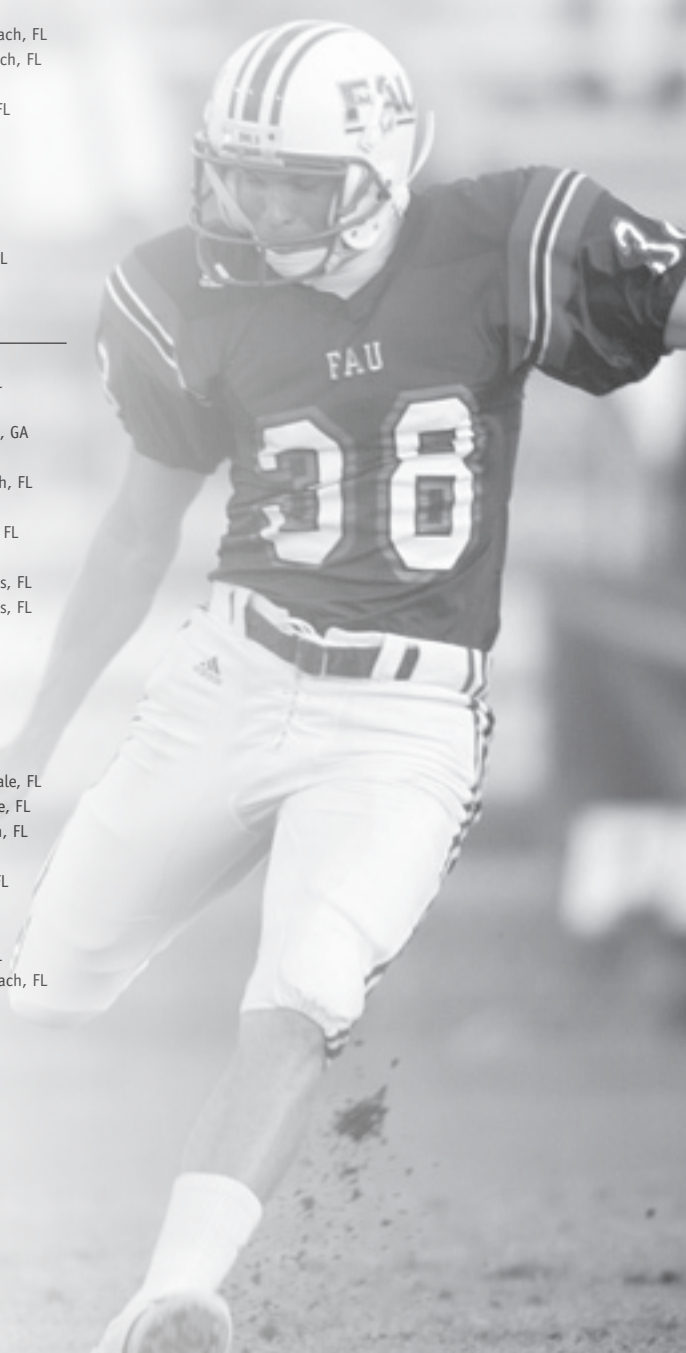
Nick Seta	01	LB	51	Boca Raton, FL
Chris Shepherd	01-04	OL	67	Apopka, FL
Frantz Simeon	04-06	WR	19	Lake Park, FL
Cergile Sincere	03-07	LB	45	Belle Glade, FL
Johnnie Sloan	01-04	DL	96	Bradenton, FL
Quincy Skinner	02-05	DB	10	Coral Springs, FL
Derek Skop	07	OL	53	Peabody, MA
Cory Small	04-08	DB	26	Naples, FL
Jarrid Smith	03-07	OL	72	Okeechobee, FL
Rusty Smith	06-08	QB	11	Jacksonville, FL
Justin Sobol	01-03	OL	69	Oakland, Park, FL
Ryan Sollazzo	06-08	DL	75	Brandon, FL
Mark Soto	08	LB	62	Corpus Christi, TX
McKinson Souverain	04-05	QB	14	Delray Beach, FL
Richard Spencer	01	WR	89	Sunrise, FL
Carl Spitale	08	OL	74	Royal Palm Beach, FL
Robert St. Clair	05-07	DL	76	West Palm Beach, FL
Xavier Stinson	08	FB	8	Miami, FL
Teddy Strachan	01-04	DL	94	Dania Beach, FL
Quentin Swain	02-03	LB	51	Miami, FL
Larry Taylor	01-04	WR	9	Sebastian, FL
Rudy Taylor	07	LB	62	Miami, FL
Brittney Tellis	01-04	WR	16, 1	Miami, FL
Jerrell Terry	02-04	S	29	Kissimmee, FL
Darian Thomas	07-08	17	DB	Jacksonville, FL
Justin Thomas	01	FB	10	Miami, FL

### U-Z

Raul Valero	06	OL	58	Miami, FL
Jeff VanCamp	06-08	QB	12	Gulf Breeze, FL
Ryan VanKirk	01	DL	62	Venice, FL
Jason Vera	03	LB	49	Walk Villa Rica, GA
Dominick Walker	03-07	RB	32/2	Lakeland, FL
Joe Walker	01-04	LB	52	Deerfield Beach, FL
Javony Ward	02	DB	11	Miami, FL
Kyle Watkins	06-08	RB	33	Merritt Island, FL
Ed Wertepny	06-08	TE	82	Tampa, FL
Cedric White	03-06	RB	30	Pembroke Pines, FL
Chris White	07-08	OL	63	Pembroke Pines, FL
Nat Whitehurst	01-02	OL	66	Sarasota, FL
Scott Whitener	01-03	OT	73	Fort Meade, FL
Graham Wilbert	08	QB	14	Valencia, CA
Zach Wichner	04-07	OL	67	Davie, FL
Chad Wilkes	05-08	WR	17	Fort Myers, FL
Mike Wilds	05-07	TE	85	Miramar, FL
Darian Williams	07-08	WR	42	North Lauderdale, FL
Lavoris Williams	06-087	OL	70	Fort Lauderdale, FL
Demetrius Williamson	08	DB	29	Daytona Beach, FL
Stetson Wilson	03-05	OL	73	Lakeland, FL
Rhett Winslow	01	OL	65	Punta Gorda, FL
Ryan Wischnefski	06-08	OL	76	Palm Bay, FL
Amos Woods, Jr	08	WR	24	Davie, FL
David Wright	01	OL	68	Orange City, FL
Sean Wright	06	LB	58	Fernandina Beach, FL
Derek Zak	04	DB	37	Melbourne, FL
Brandon Zeeb	07-08	WR	33	Margate, FL

Mark Myers

One of 10 players to play in every game in the program's first four seasons.





## FLORIDA ATLANTIC UNIVERSITY

# FAU ALL-TIME LETTERMEN

The "All-Time Lettermen's Club" is a list of players who have met the requirements, set by the coaching staff, to earn a varsity letter. It may differ from both the "All-Time Roster" and the "All-Time Numerical Roster." Following each name is year(s) lettered, hometown and high school.

## AB



Kris Bartels

Haheim Acevedo	03-04, 06-07	Miami, FL	Flex Verala
Dwayne Akerblom	02/04-06	Coral Springs, FL	Nova High School
George Allen	05-08	Lakeland, FL	Lakeland Senior High
Jared Allen	01-04	Edmond, OK	Edmond Santa Fe
Christian Amaya	04	Pembroke Pines, FL	Cooper City
Ed Alexander	08	Margate, FL	Coral Springs
Daveon Barron	02-04	Fort Pierce, FL	Fort Pierce Central
Morgan Barnett	07-08	Pensacola, FL	Escambia
Kris Bartels	04-07	Hollywood, FL	Chaminade-Madonna
Eric Benson	03-05	Plantation, FL	Sandalwood
Ricky Bethel	04, 06	Boynton Beach, FL	Santaluces
Jeff Blanchard	08	Delray Beach, FL	Olympic Heights
Chris Bonner	06-08	Tampa, FL	Gaither
Glynn Bostic	06	Pompano Beach, FL	Pompano Beach
Edward Bradwell	05,07-08	Fort Lauderdale, FL	Dillard
Carldayle Brantley	05-08	Miami, FL	William H. Turner
Mike Brown	04-05	Ormond Beach, FL	Seabreeze
Roosevelt Bynes	03-04	Fort Lauderdale, FL	Piper

## CD



Ted Czepiga

Kenneth Campos	01-03	Miami, FL	Palmetto Senior
Arthur Cave	01-02	Miami, FL	Northwestern
Mark Chase	02	Miami, FL	Miami Central
Andre Clark	05-08	Miami, FL	Pace
Sean Clayton	05-07	Poland, OH	Poland Seminary
Ben Coker	01-04	Vineland, NJ	Vineland
Frank Conrad	01	Boca Raton, FL	Jefferson
Jermaine Council	07	Melbourne, FL	Eau Gallie
Dino Cox	07-08	Tampa, FL	Wharton
Anthony Crissinger-Hill	01/03	Tampa, FL	Jefferson
Ted Czepiga	06-08	Bethany, CT	Amity
Dantson Dareus	01-02/04-05	Miami, FL	Miami Norland
John DeShields	05-06	Boca Raton, FL	Boca Raton
Eddie Dunbar	01	Pompano Beach, FL	Northeast

## EF



Edgecomb Dilvory

Shomari Earls	02-05	Lake Park, FL	Palm Beach Gardens
Dilvory Edgecomb	05, 07-08	Miami, FL	American Heritage
Bob Edwards	04	Plantation, FL	St. Thomas
Danny Embick	03-05	Jupiter, FL	W.T. Dwyer
Malik Eugene	07-08	Tampa, FL	Freedom
Nello Faulk	03-06	Tampa, FL	Robinson
Kevin Fischer	01-04	Boca Raton, FL	Pope John Paul
Willie Floyd	06, 08	Hollywood, FL	Chaminade-Madonna

## GH



Willie Hughley

Brad Gagne	05	Palm Beach Gardens, FL	Palm Beach Gardens
Cortez Gent	06-08	Chiefland, FL	Chiefland
Jarvis Givens	08	Miami, FL	Columbus
Lawrence Gordon	02-05	Hallandale, FL	Hallandale
Ross Gornall	08	Jupiter, FL	Palm Beach Gardens
Jamari Grant	06-08	Jacksonville, FL	First Coast
William Gray	01-04	Lauderdale Lakes, FL	Boyd Anderson
Mickey Groody	07	Pompano Beach, FL	St. Thomas
Yrvens Guerrier	01-04	Miami, FL	North Miami
George Guffey	02-03	Orlando, FL	Dr. Phillips
Matt Guice	06	Kissimmee, FL	Osceola
Michael Hancock	07-08	Parkland, FL	Coral Spring Christian
Jason Harmon	05-07	Tampa, FL	Riverview
Eric Harper	02-04	Boca Raton, FL	Pope John Paul
Vinnie Henderson	07-08	Plantation, FL	South Plantation
Ertwyn Henry	03	Jacksonville, FL	Stanton College Prep
Danny Hernandez	01	Miami, FL	Sunset
Tarvoris Hill	07-08	Miami, FL	Central
Tyrone Higgins	01-04	Riviera Beach, FL	Palm Beach Gardens
Avery Holley	06, 08	Pompano Beach, FL	Ely
Rob Housler	06-08	Converse, TX	Judson
Rod Huggins	08	Moore Haven, FL	Moore Haven
Willie Hughley	02-05	Haines City, FL	Haines City
Robert Hunnicutt	02	Miami, FL	Sunset
Randy Hunter	06	Miami, FL	Miami Central

## JK



Frantz Joseph

Anthony Jackson	01-04	Delray Beach, FL	Olympic Heights
Brandon Jackson	04, 07-08	Miami, FL	Chaminade-Madonna
Jevonte Jackson	05-08	Opa-locka, FL	North Miami Beach
Dimitri Jacques	02-04	Miami, FL	Miami Beach
Garrett Jahn	01-02	Tallahassee, FL	Tallahassee Leon
Dekolan James	01	Miami, FL	Carol City
Lester Jean	07-08	Miami, FL	Miami Norland
Josh Jenkins	04-06	Lauderhill, FL	Dillard
Austin Jenson	07-08	Bradenton, FL	Manatee
Conshario Johnson	06-08	Tampa, FL	Middleton
Jamere Johnson	08	Wesley Chapel	Wharton
Mauratae Johnson	01-02	West Palm Beach, FL	Suncoast
Tremaine Johnson	01-02	Boynton Beach, FL	Santaluces
E.J. Jones	05	Miami, FL	Southwest
Daniel Joseph	07-08	Lake Worth, FL	Lake Worth
Frantz Joseph	06-08	Fort Lauderdale, FL	Fort Lauderdale
Greg Joseph	05-08	Jacksonville, FL	Eastside
Daniel Kennard	05	Naples, FL	Ocean City
Kevin Ketchum	01-03	Miami, FL	Palmetto
Brett Konchak	02-04	Pembroke Pines, FL	Dade Christian
Dustin Konkal	01	Boca Raton, FL	Fort Pierce-Westwood



# LM



Casey McGahee

Chris Laskowski	01-04	Melbourne, FL	Rockledge
Warley Leroy	06-08	Boca Raton, FL	American Heritage
Mike Leshe	01	Palm City, FL	Martin County
Michael Lockley	07-08	Orlando, FL	Olympia
B.J. Manley	04-07	Miami, FL	Norland
Ed Mathews	01	Naples, FL	Lehigh
David Matlock	06-08	Lake Whales, FL	Lake Whales
Mark Maycock	06-07	Hialeah Gardens, FL	Barbara Goleman
Sam McCoy	02	Hollywood, FL	Nova
Coisge McCullough	01	Tampa, FL	Hillsborough
William McDonald	01-04	Tampa, FL	East Bay
Jarrett McDonald	06-07	Orlando, FL	Flanagan
David McDowell	04	Davie, FL	Nova
Erick McIntosh	08	Fort Myers, FL	Lehigh
Casey McGahee	03-06	Fort Myers, FL	Sebring
Chris McKinley	01-04	Rockledge, FL	Rockledge
Joshua McClover	07	North Lauderdale, FL	Coconut Creek
John Mertilus	07	Port St. Lucie, FL	Fort Pierce Central
Gedel Merzius	06-07	Miami, FL	Archbishop Curley Notre Dame
Kevin Miller	06-08	Oakland Park, FL	Northeast
Gil Monzon	06-07	Boynton Beach, FL	Coral Springs Charter
Alfred Morris	08	Pensacola, FL	Pine Forest
David Muniz	07-08	Fern Park, FL	Lyman
Chris Munoz	01-02	Miami, FL	Columbus
Kinyumba Mutakabbir	01/04	Lawrenceville, GA	Berkmar
Julian Myers	05-06, 08	Staten Island, NY	Tottenville
Mark Myers	01-04	Rockledge, FL	Rockledge

# QR



Cameron Rodgers

Dave Richards	01-04	Delray Beach, FL	Spanish River
Ramon Rickards	01-04	Miami, FL	Miami Killian
Wilfred Rivera	07-08	Fort Myers, FL	Estero
John Rizzo	05-08	Parkland, FL	Marjory Stoneman Douglas
Jordan Roberts	01-02	Hollywood, FL	South Broward
Cameron Rodgers	01-04	Tampa, FL	Jefferson
Leland Rodgers	03	Chandler, AZ	Dobson
Avonne Rolle	08	Miami, FL	Central
Andy Rosas	01-03	Miami, FL	Sunset
William Rose	06-08	Lutz, FL	Gaither
Craig Roundtree	01-03	Bradenton, FL	Southeast
Kristopher Rush	05-08	Tallahassee, FL	Lawton Chiles

# ST



Chris Shepherd

Chris Salivar	02	Palm Beach Gardens, FL	Benjamin School
Aaron Sanchez	02-04, 06	Miami, FL	Sunset
Josh Savidge	05-06, 08	Naples, FL	Naples High
Garrett Schubert	01	Fort Lauderdale, FL	Boyd Anderson
Nick Seta	01	Boca Raton, FL	Boca Raton
Chris Shepherd	01-04	Apopka, FL	Apopka
Frantz Simeon	05-06	Lake Park, FL	Palm Beach Gardens
Cergille Sincere	04-07	Belle Glade, FL	Glades Central
Quincy Skinner	03-05	Coral Springs, FL	Ely
Johnnie Sloan	01-04	Bradenton, FL	Southeast
Corey Small	05-08	Naples, FL	Gulfcoast
Jarrid Smith	04-07	Okeechobee, FL	Okeechobee
Rusty Smith	06-08	Jacksonville, FL	Sandalwood
Ryan Sollazzo	07	Brandon, FL	Armwood
McKinson Souverain	05	Delray Beach, FL	Atlantic
Robert St. Clair	05-08	West Palm Beach, FL	West Hill
Teddy Strachan	01-04	Dania Beach, FL	South Broward
Quentin Swain	02-03	Miami, FL	Northwestern
Larry Taylor	01-04	Sebastian, FL	Sebastian
Brittney Tellis	01-04	Miami, FL	Northwestern
Jerrell Terry	02-04	Kissimmee, FL	Osceola
Darian Thomas	08	Jacksonville, FL	First Coast

# OP



Brian Pare

Mike O'Neill	06	Vero Beach, FL	Vero Beach
Taurian Osborne	01-02	Pembroke Pines, FL	Miami Jackson Senior
Tony Padilla	01	Weston, FL	Western
Peter Pantelakos	06	Miami, FL	Sunset
Brian Pare	03	Boca Raton, FL	Boca Raton
Nick Paris	05-08	Palm Bay, FL	Palm Bay
Doug Parker	01/03-04	Delray Beach, FL	Atlantic
Thomas Parker	01-02/04-05	Miami, FL	Northwestern
Ryan Paros	07	Marathon, FL	Marathon
Lee Pasick	01-03	Sarasota, FL	Riverview
Antes Perkins	04-06	Miramar, FL	Stranahan
Keegan Peterson	07-08	Riverview, FL	Riverview
Charles Pierre	05-08	Orlando, FL	Lake Highland Prep
Troy Pindell	03-06	Tamarac, FL	America Heritage
Josh Pinnick	04-07	Satellite Beach, FL	Satellite Beach
Todd Poitier	01-02	Deerfield Beach, FL	Deerfield Beach
Tavious Polo	07-08	Fort Lauderdale, FL	South Plantation
Darrion Porter-Isom	04-05	Palmetto, FL	Manatee
Matt Prudenti	01-03	Vero Beach, FL	Vero Beach
Jason Pugh	02-04	Atlantic Beach, FL	Fletcher

# WZ



Joe Walker

Dominick Walker	05-07	Lakeland, FL	Lakeland High
Joe Walker	01-04	Gainesville, FL	Deerfield Beach
Kyle Watkins	07	Merritt Island, FL	Merritt Island
Nat Whitehurst	02	Sarasota, FL	Sarasota
Scott Whitener	01-02	Fort Meade, FL	Fort Mead
Zach Wichner	05,07	Davie, FL	South Plantation
Mike Wilds	05	Miramar, FL	Western
Chad Wilkes	05-06, 08	Fort Myers, FL	Lehigh
Lavoris Williams	06-08	Fort Lauderdale, FL	Dillard
Rhett Winslow	01	Punta Gorda, FL	Charlotte
Stetson Wilson	04	Lakeland, FL	Lakeland
Ryan Wischniefski	08	Palm Bay, FL	Melbourne
Derek Zak	04	Melbourne, FL	Melbour



## FLORIDA ATLANTIC UNIVERSITY

### ALL-TIME SERIES

<b>Albany</b>					
11/17/01	H	W	27-9		
<b>Arkansas State</b>					
10/22/05	A	L	3-0ot		
10/28/06	H	W	29-0		
11/10/07	H	W	34-31		
11/22/08	A	L	28-14		
<b>Bethune-Cookman</b>					
09/08/01	A	W	31-28		
09/07/02	H	L	30-17		
11/29/03	A	W	32-24		
<b>Central Michigan</b>					
12/26/08	N	W	24-21		
<b>Clemson</b>					
09/02/06	A	L	54-6		
<b>Colgate</b>					
12/13/03	H	L	36-24		
<b>Connecticut</b>					
11/02/02	A	L	61-14		
<b>Drake</b>					
10/06/01	A	L	31-7		
<b>Eastern Illinois</b>					
11/10/01	H	L	38-10		
11/16/02	A	L	47-6		
<b>Eastern Kentucky</b>					
09/21/02	A	L	22-6		
<b>Edward Waters</b>					
11/27/04	H	W	49-15		
<b>Florida</b>					
11/17/07	A	L	59-20		
<b>Florida A&amp;M</b>					
10/30/04	A	W	38-8		
<b>FIU</b>					
11/23/02	H	W	31-21		
11/22/03	A	W	32-23		
12/04/04	H	W	17-10		
11/26/05	A	L	52-6		
11/25/06	H	W	31-0		
11/24/07	A	W	55-23		
11/29/08	H	W	57-50ot		
<b>Gardner-Webb</b>					
11/03/01	A	L	25-19		
11/01/03	H	W	31-26		
<b>Hawaii</b>					
09/04/04	A	W	35-28ot		
<b>Illinois State</b>					
09/27/03	H	W	28-10		
11/20/04	H	W	28-0		
<b>Jacksonville</b>					
10/13/01	H	W	35-12		
<b>James Madison</b>					
09/14/02	A	L	16-13		
<b>Kansas</b>					
09/03/05	A	L	30-19		

### ALL-TIME RESULTS

#### 2001 HOWARD SCHNELLENBERGER (4-6)

Date	Day	Opponent	Site	Time	W/L	Score	Final Recd	Rk	Game Day Rk	
Sep. 1	Sat.	Slippery Rock	Miami, FL (Pro Player)	4:00 p.m.	L	7-40	6-4			
Sep. 8	Sat.	Bethune-Cookman	Daytona Beach, FL	7:00 p.m.	W	31-28	6-4	22		
Sep. 15	Sat.	James Madison	Harrisonburg, VA	DID NOT PLAY DUE TO SEPTEMBER 11 ATTACKS						
Sep. 22	Sat.	Marist	Miami, FL (Pro Player)	4:00 p.m.	W	31-9	3-6			
Oct. 6	Sat.	Drake	Des Moines, IA	2:00 p.m.	L	7-31	5-5			
Oct. 13	Sat.	Jacksonville	Miami, FL (Pro Player)	4:00 p.m.	W	35-12	6-5			
Oct. 20	Sat.	St. Mary's (CA)	Miami, FL (Pro Player)	4:00 p.m.	L	10-24	6-5			
Oct. 27	Sat.	St. Peter's	Miami, FL (Pro Player)	4:00 p.m.	L	0-19	10-1			
Nov. 3	Sat.	Gardner-Webb	Boiling Springs, NC	1:30 p.m.	L	19-25	6-4			
Nov. 10	Sat.	Eastern Illinois	Miami, FL (Pro Player)	4:00 p.m.	L	10-38	9-2	4	4	
Nov. 17	Sat.	Albany (NY)	Miami, FL (Pro Player)	4:00 p.m.	W	27-9	7-3			



# 2001

#### 2002 HOWARD SCHNELLENBERGER (2-9)

Date	Day	Opponent	Site	Time	W/L	Score	Final Recd	Rk	Game Day Rk
Aug. 29	Thu.	South Florida	Tampa, FL(Raymond James)	6:00 p.m.	L	10-51	9-2		
Sep. 7	Sat.	Bethune-Cookman	Miami, FL (Pro Player)	7:00 p.m.	L	17-30	11-1	11	NR
Sep. 14	Sat.	James Madison	Harrisonburg, VA	6:00 p.m.	L	13-16	6-6	NR	22
Sep. 21	Sat.	Eastern Kentucky	Richmond, VA	6:00 p.m.	L	6-22	8-4	22	20
Oct. 5	Sat.	Nicholls State	Thibodeaux, LA	3:00 p.m.	L	22-33	8-3	17	24
Oct. 12	Sat.	Youngstown State	Miami, FL (Pro Player)	3:00 p.m.	L	17-24	7-4	RV	17
Oct. 26	Sat.	Troy	Troy, AL	3:00 p.m.	L	6-21	4-8		
Nov. 2	Sat.	Connecticut	Storrs, CT	Noon	L	14-61	4-7		
Nov. 9	Sat.	Morris Brown	Miami, FL (Pro Player)	3:00 p.m.	W	34-13	1-10		
Nov. 16	Sat.	Eastern Illinois	Charleston, IL	2:00 p.m.	L	6-47	8-4	2	3
Nov. 23	Sat.	FIU	Miami, FL (Pro Player)	3:00 p.m.	W	31-21	5-6		



# 2002

#### 2003 HOWARD SCHNELLENBERGER (11-3)

Date	Day	Opponent	Site	Time	W/L	Score	Final Recd	Rk	Game Day Rk
Aug. 28	Thu.	Middle Tennessee	Murfreesboro, TN	8 p.m.	W	20-19	4-8		
Sep. 6	Sat.	Valdosta State	Ft. Lauderdale, FL	4 p.m.	L	17-45	10-2		
Sep. 13	Sat.	UCF	Orlando, FL	6 p.m.	L	29-33	3-8		
Sep. 20	Sat.	Youngstown State	Youngstown, OH	7 p.m.	W	13-6	5-6	32	
Sep. 27	Sat.	Illinois State	Normal, IL	2:30 p.m.	W	28-10	6-6	23	40
Oct. 4	Sat.	Texas State	Ft. Lauderdale, FL	4 p.m.	W	27-14	4-8	RV	
Oct. 11	Sat.	Nicholls State	Ft. Lauderdale, FL	4 p.m.	W	31-23	5-6	RV	
Oct. 18	Sat.	Northern Colorado	Ft. Lauderdale, FL	4 p.m.	W	31-19	8-2	30	19
Nov. 1	Sat.	Gardner-Webb	Ft. Lauderdale, FL	4 p.m.	W	31-26	8-4	36	34
Nov. 15	Sat.	Siena	Ft. Lauderdale, FL	4 p.m.	W	51-3	0-11		
Nov. 22	Sat.	FIU	Miami, FL	3:30 p.m.	W	32-23	2-10		
Nov. 29	Sat.	Bethune-Cookman	Daytona Beach, FL	1 p.m.	W	32-24	9-3	14	14
Dec. 6	Sat.	Northern Arizona	Flagstaff, AZ	9 p.m.	W	48-25	9-3	16	16
Dec. 13	Sat.	Colgate	Ft. Lauderdale, FL	1 p.m.	L	36-24	15-1	6	2



# 2003

HISTORY

# BACK-TO-BACK BOWL CHAMPIONS 2007 & 2008



HISTORY

<b>Kansas State</b>	09/09/06	A	L	45-0
<b>Kentucky</b>	09/29/07	A	L	45-17
<b>Louisiana-Lafayette</b>	10/06/05	A	W	28-10
	10/18/06	H	L	6-0
	10/20/07	A	W	39-32 ot
	11/15/08	H	W	40-29
<b>Louisiana-Monroe</b>	10/23/04	H	L	17-13
	08/22/05	H	L	28-21
	09/30/06	A	W	21-19
	10/27/07	H	L	33-30 ot
	10/25/08	A	W	29-28
<b>Louisville</b>	10/01/05	A	L	61-10
<b>Marist</b>	09/22/01	H	W	31-9
<b>Memphis</b>	12/21/07	N	W	44-27
<b>Michigan State</b>	09/13/08	A	L	17-0
<b>Middle Tennessee</b>	08/28/03	A	W	20-19
	09/18/04	A	W	27-20
	10/15/05	H	L	35-14
	11/04/06	A	L	35-14
	09/01/07	H	W	27-14
	09/30/08	H	L	14-13
<b>Minnesota</b>	09/17/05	A	L	46-7
	09/15/07	H	W	42-39
	09/20/08	A	L	37-3
<b>Morris Brown</b>	11/09/02	H	W	34-13
<b>New Mexico State</b>	11/13/04	H	L	35-7
<b>Nicholls State</b>	10/05/02	A	L	33-22
	10/11/03	H	W	31-23
<b>North Texas</b>	09/11/04	A	W	20-13
	11/12/05	H	W	26-23
	11/18/06	A	W	17-16
	09/22/07	A	W	30-20
	11/08/08	H	W	46-13
<b>Northern Arizona</b>	12/06/03	A	W	48-25
<b>Northern Colorado</b>	10/18/03	H	W	31-19
	10/16/04	A	W	39-24
<b>Oklahoma State</b>	09/08/05	H	L	23-3
	09/16/06	A	L	48-8
	09/08/07	A	L	42-6
<b>Siena</b>	11/15/03	H	W	51-3

## 2004 HOWARD SCHNELLENBERGER (9-3)

Date	Day	Opponent	Site	Time	W/L	Score	Final Recd	Rk	Bowl Participant
Sep. 4	Sat	Hawaii	Honolulu , HI	12:05 a.m.	W	35-28 ot	8-5		2004
Sep. 11	Sat	North Texas	Denton, TX	7 p.m.	W	20-13	7-5		2004
Sep. 18	Sat	Middle Tennessee	Murfreesboro, TN	3 p.m.	W	27-20	5-6		
Oct. 9	Sat	Texas State	San Marco, TX	1:30 p.m.	W	20-13	5-6		
Oct. 16	Sat	Northern Colorado	Greeley, CO	4 p.m.	W	39-24	2-9		
Oct. 23	Sat	Louisiana-Monroe	Ft. Lauderdale, FL	4 p.m.	L	13-17	5-6		
Oct. 30	Sat	Florida A&M	Tallahassee, FL	4 p.m.	W	38-8	3-8		
Nov. 6	Sat	Troy	Troy, AL	3:30 p.m.	L	6-24	7-5		2004
Nov. 13	Sat	New Mexico State	Ft. Lauderdale, FL	4 p.m.	L	7-35	5-6		
Nov. 20	Sat	Illinois State	Ft. Lauderdale, FL	4 p.m.	W	28-0	4-7		
Nov. 27	Sat	Edward Waters	Ft. Lauderdale, FL	4 p.m.	W	49-15	8-3		
Dec. 4	Sat	FIU	Miami, FL	4 p.m.	W	17-10	3-7		



# 2004

## 2005 HOWARD SCHNELLENBERGER (2-9)

Date	Day	Opponent	Site	Time	W/L	Score	Final Recd	Rk	Bowl Participant
Sep. 3	Sat	Kansas	Lawrence, KS	3 p.m.	L	30-19	7-5		2005
Sep. 8	Thu	Oklahoma State	Miami, FL	7 p.m.	L	23-3	4-7		
Sep. 17	Sat	Minnesota	Minneapolis, MN	6 p.m.	L	46-7	7-5		2005
Sep. 22	Thu	Louisiana-Monroe	Ft. Lauderdale, FL	7:30 p.m.	L	28-21	5-6		
Oct. 1	Sat	Louisville	Louisville, KY	1 p.m.	L	61-10	9-3		2005
Oct. 6	Thu	ULL	Lafayette, LA	7 p.m.	W	28-10	6-5		
Oct. 15	Sat	Middle Tennessee	Fort Lauderdale, FL	4 p.m.	L	35-14	4-7		
Oct. 22	Sat	Arkansas State	Jonesboro, AR	6 p.m.	L	3-0 ot	6-5		2005
Nov. 5	Sat	Troy	Troy, AL	3 p.m.	L	28-14	4-7		
Nov. 12	Sat	North Texas	Fort Lauderdale, FL	4 p.m.	W	26-23	2-9		
Nov. 26	Sat	FIU	Miami, FL	6 p.m.	L	52-6	5-6		



# 2005

## 2006 HOWARD SCHNELLENBERGER (5-7)

Date	Day	Opponent	Site	Time	W/L	Score	Final Recd	Rk	Bowl Participant
Sep. 2	Sat	Clemson	Clemson, SC	3:30 p.m.	L	54-6	8-4		2007
Sep. 9	Sat	Kansas State	Manhattan, KS	7 p.m.	L	45-0	7-6		2007
Sep. 16	Sat	Oklahoma State	Stillwater, OK	7 p.m.	L	48-8	7-5		2007
Sep. 23	Sat	South Carolina	Columbia, SC	7 p.m.	L	45-6	8-5		2007
Sep. 30	Sat	Louisiana-Monroe	Monroe, LA	7 p.m.	W	21-19	4-8		
Oct. 12	Thu	Southern Utah	Fort Lauderdale, FL	7 p.m.	W	32-7	3-8		
Oct. 18	Wed	ULL	Fort Lauderdale, FL	7 p.m.	L	6-0	6-6		
Oct. 28	Sat	Arkansas State	Fort Lauderdale, FL	4 p.m.	W	29-0	6-6		
Nov. 4	Sat	Middle Tennessee	Murfreesboro, TN	3:30 p.m.	L	35-14	7-6		2007
Nov. 11	Sat	Troy	Fort Lauderdale, FL	4 p.m.	L	24-17	8-5		2007
Nov. 18	Sat	North Texas	Denton, TX	7 p.m.	W	17-16	3-9		
Nov. 25	Sat	FIU	Miami, FL	7 p.m.	W	31-0	0-12		



# 2006

## FLORIDA ATLANTIC UNIVERSITY

**Slippery Rock**  
09/01/01 H L 40-7

**South Carolina**  
09/23/06 A L 45-6

**Southern Utah**  
10/12/06 H W 32-7

**St. Mary's**  
10/20/01 H L 24-10

**St. Peter's**  
10/27/01 H L 10-0

**Texas**  
08/30/08 A L 52-10

**Texas State**  
10/04/03 H W 27-14  
10/09/04 A W 20-13

**Troy**  
10/26/02 A L 61-14  
11/06/04 A L 24-6  
11/05/05 A L 28-14  
11/11/06 H L 24-17  
12/01/07 A W 38-32  
10/07/08 H L 30-17

**UAB**  
09/06/08 H W 49-34

**UCF**  
09/13/03 A L 33-29

**USF**  
08/29/02 A L 51-10  
10/06/07 H L 35-23

**Valdosta**  
09/06/03 H L 45-17

**Western Kentucky**  
10/18/08 A W 24-20

**Youngstown State**  
10/12/02 H L 24-17  
09/20/03 A W 13-6

### 2007 HOWARD SCHNELLENBERGER (8-5)

Date	Day	Opponent	Site	Time	W/L	Score	Final Recd	Rk	Bowl Participant
Sep. 1	Sat	Middle Tennessee	Fort Lauderdale, FL	4 p.m.	W	27-14	5-7		
Sep. 8	Sat	Oklahoma State	Stillwater, OK	7 p.m.	L	42-6	7-6		2007
Sep. 15	Sat	Minnesota	Miami, FL	1 p.m.	W	42-39	1-11		
Sep. 22	Sat	North Texas	Denton, TX	7 p.m.	W	30-20	2-10		
Sep. 29	Sat	Kentucky	Lexington, KY	1 p.m.	L	45-17	8-5	14	2007
Oct. 6	Sat	USF	Fort Lauderdale, FL	4 p.m.	L	35-23	9-4	6	2007
Oct. 20	Sat	ULL	Lafayette, LA	7 p.m.	W	39-32ot	3-9		
Oct. 27	Sat	Louisiana-Monroe	Fort Lauderdale, FL	4 p.m.	L	33-30ot	6-6		
Nov. 10	Sat	Arkansas State	Fort Lauderdale, FL	4 p.m.	W	34-31	5-7		
Nov. 17	Sat	Florida	Gainesville, FL	12 p.m.	L	59-20	9-4	12	2008
Nov. 24	Sat	FIU	Miami, FL	7 p.m.	W	55-23	1-11		
Dec. 1	Sat	Troy	Troy, AL	2 p.m.	W	38-32	8-4		
Dec. 21	Fri	Memphis	New Orleans, LA (New Orleans Bowl)	7 p.m.	W	44-27	7-6		



# 2007

### 2008 HOWARD SCHNELLENBERGER (7-6)

Date	Day	Opponent	Site	Time	W/L	Score	Final Recd	Rk	Bowl Participant
Aug. 30	Sat	No. 10 Texas	Austin, TX	6 p.m.	L	52-10	12-1	3	2009
Sept. 6	Sat	UAB	Fort Lauderdale, FL	4 p.m.	W	49-34	4-8		
Sept. 13	Sat	Michigan State	East Lansing, MI	Noon	L	17-0	9-3	19	2008
Sept. 20	Sat	Minnesota	Minneapolis, MN	Noon	L	37-3	7-6		2008
Sept. 30	Tue	Middle Tennessee	Murfreesboro, TN	8 p.m.	L	14-13	5-7		
Oct. 7	Tue	Troy	Fort Lauderdale, FL	8 p.m.	L	30-17	8-5		2008
Oct. 18	Sat	Western Kentucky	Bowling Green, KY	7 p.m.	W	24-20	2-10		
Oct. 25	Sat	Louisiana-Monroe	Monroe, LA	7 p.m.	W	29-28	4-8		
Nov. 8	Sat	North Texas	Fort Lauderdale, FL	4 p.m.	W	46-13	1-11		
Nov. 15	Sat	ULL	Fort Lauderdale, FL	4 p.m.	W	40-29	6-6		
Nov. 22	Sat	Arkansas State	Jonesboro, AR	3 p.m.	L	28-14	6-6		
Nov. 29	Sat	FIU	Miami, FL	4 p.m.	W	57-50 OT	5-7		
Dec. 26	at	Central Michigan	Detroit, MI (Motor City Bowl)	7 p.m.	W	24-21	8-5		2008



# 2008


# BACK-TO-BACK BOWL CHAMPIONS 2007 & 2008



BOWL SUMMARIES

## 2007 New Orleans Bowl

Dec. 21, 2007 — New Orleans, LA  
 Memphis 27, Florida Atlantic 44



NEW ORLEANS (AP) -- Howard Schnellenberger's reaction to having a bucket of icy sports drink dumped on him showed precisely why Florida Atlantic chose him to build their fledgling football program.

The 73-year-old coach didn't flinch. He'd been there before. Now so has the team he started from scratch. "Obviously, we're really proud," Schnellenberger said. "We have a strong squad. I think we can compete with America."

It was the first bowl game for FAU, which has had a football team for only seven seasons at its Boca Raton, Fla., campus and didn't join the NCAA's Bowl Subdivision (formerly Division I-A) until 2005.

Still, this one had to be special, given that he is the father of FAU's program and the only head coach the

Owls have ever known. The coach spoke warmly of his players, most of them from south Florida, who had faith in him.

"They came in with the understanding that this was an opportunity for them to let their football lives have great meaning," Schnellenberger said. "They knew they were going to have to work harder, sacrifice more, sometimes be made fun of, but kept the faith and grew together until we got to the point now where we can compete with anybody in the nation."

Florida Atlantic started fast and never trailed. Smith had 102 yards passing and a pair of touchdown tosses in the first 10 minutes. His second, a short pass that Edgcomb turned into a 29-yard score, gave FAU a 17-7 lead.

The Tigers got as close as 30-27 after his 6-yard touchdown to Carlos Singleton. But Memphis' next possession ended with a punt that Wilfred Rivera blocked to give the Owls the ball on the Tigers 19.

Smith cashed in two plays later, finding Jason Harmon in the end zone for a 16-yard score and a 37-27 FAU lead.

"The blocked punt I thought was the turning point in the game," Memphis head coach Tommy West said. "It took the air out of us, then we lost our quarterback and it kind of went downhill from there."

Smith, the game's most valuable player, also had touchdown passes of 4 yards to Charles Pierre, 16 yards to Chris Bonner and 4 yards to Willie Rose.

- FAU - Pierre 4 yard pass from Smith (Leroy kick), 12:03 - 1
- MEM - Russell 8 yd pass from Hankins (Reagan kick) - 1
- FAU - Leroy 22 yard field goal - 1
- FAU - Edgcomb 29 yard pass from Smith (Leroy kick) - 1
- MEM - Mack 38 yard field goal - 2
- FAU - Bonner 17 yard pass from Smith (Leroy kick) - 2
- MEM - Mack 35 yard field goal - 2
- FAU - Rose 4 yard pas from Smith (Leroy kick) - 2
- MEM - Williams 19 yard pass from Hankins (Martin kick) - 2
- MEM - Singleton 6 yard pass from Hankins (Martin kick) - 3
- FAU - Harmon 16 yard pass from Smith (Leroy kick) - 3
- FAU - Edgcomb 4 yard run (Leroy kick) 4

**RUSHING:** Memphis-Doss 20-91; Hankins 2-12; Malouf 2-11; Hudgens 6-10; Pitts 1-0; Williams 1-minus 7. FAU-Pierre 11-49; Clayton 4-32; Edgcomb 5-23; Rose 5-22; Manley 5-3; Housler 1-minus 1; Walker 1-minus 5; Smith 1-minus 8.

**PASSING:** Memphis-Hankins 25-39-0-281; Hudgens 1-5-0-0; Malouf 0-2-0-0. FAU-Smith 25-32-1-336; Clayton 1-1-0-14.

**RECEIVING:** Memphis-Doss 5-42; Singleton 4-63; Russell 4-45; Calhoun 4-40; Williams.3-37; Robinzine 2-25; Onarheim 1-10; Hinds 1-9; Jones 1-5; Black 1-5. FAU-Harmon 7-97; Rose 6-52; Jean 4-73; Gent 3-52; Bonner 2-27; Pierre 2-6; Edgcomb 1-29; Grant 1-14.

**INTERCEPTIONS:** Memphis-Mathis 1-34. FAU-None.

**TACKLES (UA-A):** Memphis-McDonald, C. 4-4; Ford, L. 4-3; Rockette, J. 4-3; Starr, Alton 3-3; Patterson, B. 1-5; Brown, Jada 4-1; Kasser, Jake 3-2; Phelps, Tommy 4-0; Weaver, Josh 3-0; Reed, Dontae 2-1; Grant, Heath 2-1; Terrell, Greg 1-1; Bell, Tony 1-1; Mathis, LeRico 1-1; Mills, Corey 0-2; Grandberry, M. 1-0; Bryant, Charlie 1-0; Griffin, Tyler 1-0; Hinds, Greg 1-0; Bratcher, K. 1-0; Douglas, B. 1-0; Hunt, Brandon 1-0. Florida Atlantic-Joseph, Frantz 6-4; Acevedo, Taheem 7-1; Clark, Andre 4-3; Joseph, Greg 5-1; Small, Corey 5-1; Sincere, Cergile 4-2; St. Clair, Robert 5-0; Bartels, Kris 3-2; Polo, Tavious 3-0; Council, Jermaine 2-1; Jackson, Jervonte 1-2; Muniz, David 2-0; Mertilus, John 1-1; Smith, Jarrid 1-0; Brantley, Carldayle 1-0; Hill, Tavoris 1-0; Alexander, Ed 1-0; Eugene, Malik 1-0; Monzon, Gil 0-1; Hancock, Michael 0-1.

## 2008 Motor City Bowl

Dec. 26, 2008 — Detroit, MI  
 Florida Atlantic 24, CMU 21



DETROIT (AP) -- Florida Atlantic has played eight seasons of college football, three at the major level, and already has a winning streak in bowl games.

Rusty Smith threw for 307 yards and two second-half touchdowns to help the Owls beat Central Michigan 24-21 on Friday night in the Motor City Bowl.

"Certainly, this is going to go down as the most meaningful game we've had," said Schnellenberger, who coached Miami to the 1983 national title and was hired to start Florida Atlantic's football program from scratch in 1998.

The teams were tied 10-all midway through the third quarter when Smith hit Chris Bonner with a 52-yard scoring pass. Smith found Cortez Gent with an 18-yard strike early in the fourth to give the Owls (7-6) a bit of a cushion.

Smith, selected the game's MVP, finished 20-for-35. Gent caught seven passes for 98 yards and Charles Pierre had 80 yards on the ground in a happy return to Michigan for Florida Atlantic, shut out at Michigan State on Sept. 13 during a game-long rainstorm.

Schnellenberger's sport jacket was wet at the end of Friday night's game, too, but only because his players doused him with a cooler as the final seconds ticked away.

Central Michigan trailed 17-13 late in the third quarter when Antonio Brown sprang loose for what would have been a 72-yard touchdown run, but Poblak's facemask penalty negated it. The Chippewas were forced to punt a few plays later.

The teams went to halftime tied at 10 after Florida Atlantic's Ross Gornall kicked a 36-yard field goal in the final minute of the second quarter.

Dilvory Edgcomb scored on a 1-yard run in the first quarter for the Owls, but LeFevour answered in the second with a short touchdown pass to Poblak.

Brown caught 11 passes for 91 yards for Central Michigan, which topped Middle Tennessee in the 2006 Motor City Bowl and lost a 51-48 shootout to Purdue last season.

- FAU - Edgcomb 1 yard run (Gornall kick) - 1
- CMU - Poblak 5 yard pass from LeFevour (Aguila kick) - 2
- CMU - Aguila 35 yard field goal - 2
- FAU Gornall 36 yard field goal - 2
- FAU Bonner 52 yard pass from Smith (Gornall kick) - 3
- CMU Aguila 33 yard field goal - 3
- FAU Gent 18 yard pass from Smith (Gornall kick) - 4
- CMU Brown 15 yard pass from LeFevour (Poblak kick) - 4

**RUSHING:** FAU-Pierre 16-77; Edgcomb 9-47; Rose 4-14; TEAM 2-minus 4; Smith 5-minus 22. CMU-LeFevour 14-56; Hoskins 5-30; Sneed 8-29; Brown 2-13; Schroeder 1-0; TEAM 1-minus 1.

**PASSING:** FAU-Smith 20-35-0-306; Gent 0-1-0-0. CMU-LeFevour 28-40-1-253.

**RECEIVING:** FAU-Gent 7-98; Grant 5-70; Bonner 3-85; Housler 3-27; Rose 1-29; Edgcomb 1-minus 3. CMU-Brown 11-92; Poblak 6-60; Anderson 4-30; Bockheim 3-42; Schroeder 2-18; Hoskins 1-11; Sneed 1-0.

**INTERCEPTIONS:** FAU-Brantley 1-0. CMU-None.

**FUMBLES:** FAU-Smith 2-1. CMU-LeFevour 1-0.

**TACKLES (UA-A):** FAU-Joseph, Frantz 6-7; Joseph, Greg 8-4; Allen, George 5-2; Jensen, Austin 5-2; Polo, Tavious 4-3; Bradwell, Edward 4-2; Small, Corey 4-1; Joseph, Daniel 1-3; Hill, Tavoris 2-1; Morris, Alfred 2-0; Hancock, Michael 1-1; Brantley, Carldayle 0-2; Savidge, Josh 0-2; Cross, Curtis 1-0; Bonner, Chris 0-1; Myers, Julian 0-1; Givens, Jarvis 0-1; Jackson, Jervonte 0-1. Central Michigan-Seay, Bobby 8-6; Bellore, Nick 6-6; Agnew, Vince 2-6; Brazzel, Tim 0-7; Murnane, Sean 0-6; Williams, John 2-3; Bradley, Taylor 2-2; Edwards, K. 3-0; Williams, Sam 2-1; Zombo, Frank 1-2; Archer, A. 1-1; Kennedy, T. 0-2; Berning, Matt 0-2; Mama, Tommy 0-2; Torzy, Shane 1-0; Staten, Armond 1-0; Allison, Josh 0-1; Petrucci, Mike 0-1; Carr, John 0-1; Lawrence, David 0-1.

## BOWL GAME RECORDS:

### FAU RECORDS

**First Downs:**

27 vs. Central Michigan (2008 Motor City Bowl)

**Rushing Attempts:**

36 vs. Central Michigan (2008 Motor City Bowl)

**Rushing Yards:**

115 vs. Memphis (2007 New Orleans Bowl)

**Pass Attempts:**

36 vs. Central Michigan (2008 Motor City Bowl)

**Pass Completions:**

26 vs. Memphis (2007 New Orleans Bowl)

**Pass Yards:**

350 vs. Memphis (2007 New Orleans Bowl)

**Touchdown Passes:**

5 vs. Memphis (2007 New Orleans Bowl)

**Total Offensive Plays:**

72 (36 pass, 36 run) vs. Central Michigan (2008 Motor City Bowl)

**Total Offensive Yards:**

465 vs. Memphis (2007 New Orleans Bowl)

**Touchdowns:**

5 vs. Memphis (2007 New Orleans Bowl)

**Points Scored:**

44 vs. Memphis (2007 New Orleans Bowl)

**Combined Points Scored:**

71 vs. Memphis (2007 New Orleans Bowl)

**Fewest Points Allowed:**

21 by Central Michigan (2008 Motor City Bowl)

**Most Interceptions Gained:**

1 vs. Central Michigan (2008 Motor City Bowl)

### OPPONENT RECORDS:

**First Downs:**

24 by Memphis (2007 New Orleans Bowl)

**Fewest First Downs:**

20 by Central Michigan (2008 Motor City Bowl)

**Rushing Attempts:**

32 by Memphis (2007 New Orleans Bowl)

**Rushing Yards:**

127 by Central Michigan (2008 Motor City Bowl)

**Fewest Rushing Yards:**

117 by Memphis (2007 New Orleans Bowl)

**Pass Attempts:**

46 by Memphis (2007 New Orleans Bowl)

**Pass Completions:**

28 by Central Michigan (2008 Motor City Bowl)

**Interceptions Thrown:**

1 by Central Michigan (2008 Motor City Bowl)

**Passing Yards:**

281 by Memphis (2007 New Orleans Bowl)

**Fewest Passing Yards:**

253 by Central Michigan (2008 Motor City Bowl)

**Touchdown Passes:**

3 by Memphis (2007 New Orleans Bowl)

**Total Offensive Plays:**

78 by Memphis (2007 New Orleans Bowl)

**Total Offensive Yards:**

398 by Memphis (2007 New Orleans Bowl)

**Fewest Total Offensive Yards:**

380 by Central Michigan (2008 Motor City Bowl)

**Touchdowns:**

3 by Memphis (2007 New Orleans Bowl)

3 by Central Michigan (2008 Motor City Bowl)

**Points Scored:**

27 by Memphis (2007 New Orleans Bowl)

**Fewest Points Scored:**

21 by Central Michigan (2008 Motor City Bowl)

### INDIVIDUAL RECORDS:

**Rushing Attempts:**

16 by Charles Pierre vs. Central Michigan (2008 Motor City Bowl)

**Rushing Yards:**

80 by Charles Pierre vs. Central Michigan (2008 Motor City Bowl)

**Longest Run:**

13 by Charles Pierre vs. Memphis (2007 New Orleans Bowl)

**Pass Attempts:**

35 by Rusty Smith vs. Central Michigan (2008 Motor City Bowl)

**Pass Completions:**

25 by Rusty Smith vs. Memphis (2007 New Orleans Bowl)

**Passing Yards:**

336 by Rusty Smith vs. Memphis (2007 New Orleans Bowl)

**Touchdown Passes:**

5 by Rusty Smith vs. Memphis (2007 New Orleans Bowl)

**Consecutive Passes Completed:**

Rusty Smith 5 Memphis and CMU (2007 New Orleans Bowl 3X in Motor City Bowl)

**Longest Pass:**

52 by Rusty Smith to Chris Bonner vs. Central Michigan (2008 Motor City Bowl)

**Receptions:**

7 by Jason Harmon vs. Memphis (2007 New Orleans Bowl)

7 by Cortez Gent vs. Central Michigan (2008 Motor City Bowl)

**Receiving Yards:**

98 by Cortez Gent vs. Central Michigan (2008 Motor City Bowl)

**Total Offensive Yards:**

DiIvory Edgecomb vs Central Michigan (2008 Motor City Bowl)

**Punts:**

6 by Keegan Peterson vs. Central Michigan (2008 Motor City Bowl)

**Punting Yards:**

234 by Keegan Peterson vs. Central Michigan (2008 Motor City Bowl)

**Punting Average (Minimum 3 punts):**

39.0 by Keegan Peterson vs. Central Michigan (2008 Motor City Bowl)

**Longest Punt:**

46 by Keegan Peterson vs. Central Michigan (2008 Motor City Bowl)

**Most Interceptions:**

1 by Carldayle Brantley vs. Central Michigan (2008 Motor City Bowl)

**Longest Interception Return:**

N/A

**Punt Returns:**

1 by Wilfred Rivera vs. Memphis (2007 New Orleans Bowl), 1 by Tavious Polo vs. Memphis (2007 New Orleans Bowl), 1 by Avery Holley vs. Central Michigan (2008 Motor City Bowl)

**Punt Return Yards:**

25 yards by Wilfred Rivera vs. Memphis (2007 New Orleans Bowl)

**Longest Punt Return:**

25 yards by Wilfred Rivera vs. Memphis (2007 New Orleans Bowl)

**Longest Kickoff Return:**

63 by DiIvory Edgecomb vs. Memphis (2007 New Orleans Bowl)

**Field Goals:**

1 by Warley Leroy vs. Memphis (2007 New Orleans Bowl) 1 by Russ Gornall vs. Central Michigan (2008 Motor City Bowl)

**Longest Scoring Run:**

4 by DiIvory Edgecomb vs. Memphis (2007 New Orleans Bowl)

**Longest Scoring Pass:**

52 by Chris Bonner vs. Central Michigan (2008 Motor City Bowl)

**Longest Field Goal:**

36 by Russ Gornall vs. Central Michigan (2008 Motor City Bowl)

**Most Points Scored:**

12 by DiIvory Edgecomb vs. Memphis (2007 New Orleans Bowl)

### INDIVIDUAL RECORDS (FAU Opponents):

**Rushing Attempts:**

20 by Joseph Doss of Memphis (2007 New Orleans Bowl)

**Rushing Yards:**

100 by Joseph Doss of Memphis (2007 New Orleans Bowl)

**Longest Run:**

16 by Joseph Doss of Memphis (2007 New Orleans Bowl), Dan LeFevour of Central Michigan (2008 Motor City Bowl)

**Pass Attempts:**

40 by Dan LeFevour of Central Michigan (2008 Motor City Bowl)

**Pass Completions:**

28 by Dan LeFevour of Central Michigan (2008 Motor City Bowl)

**Passing Yards:**

281 by Martin Hankins of Memphis (2007 New Orleans Bowl)

**Touchdown Passes:**

3 by Martin Hankins of Memphis (2007 New Orleans Bowl)

### CONSECUTIVE PASSES COMPLETED:

7 by Martin Hankin of Memphis (2007 New Orleans Bowl)

7 by Dan Lefour of Central Michigan (2008 Motor City Bowl)

**Longest Pass:**

41 Martin Hankins to Carlos Singleton of Memphis (2007 New Orleans Bowl)

**Receptions:**

11 by Antonio Brown of Central Michigan (2008 Motor City Bowl)

**Receiving Yards:**

92 by Antonio Brown of Central Michigan (2008 Motor City Bowl)

**Total Offensive Yards:**

224 by Antonio Brown of Central Michigan (2008 Motor City Bowl)

**Punts:**

6 by Brent Sutherland of Memphis (2007 New Orleans Bowl)

**Punting Average (Minimum 3 punts):**

46.0 by Brett Herrmann of Central Michigan (2008 Motor City Bowl)

**Longest Punt:**

70 by Brent Sutherland of Memphis (2007 New Orleans Bowl)

**Most Interceptions:**

1 by LeRico Mathis of Memphis (2007 New Orleans Bowl)

**Longest Interception Return:**

34 by LeRico Mathis of Memphis (2007 New Orleans Bowl)

**Punt Returns:**

2 by Antonio Brown of Central Michigan (2008 Motor City Bowl)

**Punt Return Yards:**

38 by Antonio Brown of Central Michigan (2008 Motor City Bowl)

**Longest Punt Return:**

29 by Antonio Brown of Central Michigan (2008 Motor City Bowl)

**Longest Kickoff Return:**

29 by Michael Grandberry of Memphis (2007 New Orleans Bowl)

**Field Goals:**

2 by Joey Mack of Memphis (2007 New Orleans Bowl), Andrew Aguila of Central Michigan (2008 Motor City Bowl)

**Longest Field Goal:**

38 by Joey Mack of Memphis (2007 New Orleans Bowl)

**Longest Scoring Run:**

N/A

**Longest Scoring Pass:**

19 Martin Hankins to Earnest Williams (2007 New Orleans Bowl)

**Most Points Scored:**

8 by Joey Mack of Memphis (2007 New Orleans Bowl), Kito Poblach of Central Michigan (2008 Motor City Bowl)

# BACK-TO-BACK BOWL CHAMPIONS 2007 & 2008



## WEATHER SITUATIONS

### FAU AT NIGHT (17-18) (local starting time after 6 p.m.)

Date	Opponent	W/L	Score	Attendance
09/08/01	at Bethune-Cookman	W	31-28	7,621
08/29/02	at South Florida	L	10-51	22,074
09/07/02	Bethune-Cookman	L	17-30	4,542
09/14/02	at James Madison	L	13-16	7,982
09/21/02	at Eastern Kentucky	L	6-22	9,400
08/28/03	at Middle Tennessee	W	20-19	23,261
09/13/03	at UCF	L	29-33	25,144
09/20/03	at Youngstown State	W	13-6	16,891
12/06/03	at Northern Arizona	W	48-25	9,314
09/11/04	at North Texas	W	20-13	15,803
09/03/05	at Kansas	L	30-19	40,930
09/08/05	Oklahoma State	L	23-3	16,421
09/17/05	at Minnesota	L	46-6	40,709
09/22/05	ULM	L	28-21	11,426
10/06/05	at ULL	W	28-10	14,208
10/22/05	at Arkansas State	L	3-0 ot	20,367
11/26/05	at FIU	L	52-6	15,322
09/09/06	at Kansas State	L	45-0	43,953
09/16/06	at Oklahoma State	L	48-8	42,970
09/23/06	at South Carolina	L	45-6	70,860
09/30/06	at ULM	W	21-19	14,214
10/12/06	Southern Utah	W	32-7	6,431
10/18/06	ULL	L	6-0	9,827
11/18/06	at North Texas	W	17-16	9,806
11/25/06	FIU	W	31-0	9,655
09/08/07	at Oklahoma State	L	42-6	38,176
09/22/07	at North Texas	W	30-20	10,759
10/20/07	at ULL	W	39-32ot	12,290
11/24/07	at FIU	W	55-23	6,122
12/21/08	vs Memphis	W	44-27	25,146
08/30/08	at No. 11 Texas	L	52-10	98,053
10/07/08	Troy	L	30-17	17,191
10/18/08	at Western Kentucky	W	24-20	14,171
10/25/08	at ULM	W	29-28	9,992
12/26/08	vs Central Michigan	W	24-21	41,399

### FAU DAY GAMES (30-27)

Date	Opponent	W/L	Score	Attendance
09/01/01	Slippery Rock	L	7-40	15,427
09/22/01	Marist	W	31-9	5,085
10/06/01	at Drake	L	7-31	4,125
10/13/01	Jacksonville	W	35-12	4,880
10/20/01	St. Mary's (CA)	L	10-24	2,122
10/27/01	St. Peter's	L	0-19	2,910
11/03/01	at Gardner-Webb	L	19-35	3,421
11/10/01	Eastern Illinois	L	10-38	3,313
11/17/01	Albany (NY)	W	27-9	3,534
10/05/02	at Nicholls State	L	22-33	2,811
10/12/02	Youngstown State	L	17-24	3,896
10/26/02	at Troy	L	6-21	12,465
11/02/02	at Connecticut	L	14-61	14,287
11/09/02	Morris Brown	W	34-13	2,801
11/16/02	at Eastern Illinois	L	6-47	3,640
11/23/02	FIU	W	31-21	6,383
09/06/03	Valdosta State	L	45-17	4,758
09/27/03	at Illinois State	W	28-10	6,837
10/04/03	Texas State	W	27-14	4,358
10/11/03	Nicholls State	W	31-23	3,302
10/18/03	Northern Colorado	W	21-19	4,255
11/01/03	Gardner-Webb	W	31-26	5,263
11/15/03	Siena	W	51-3	6,159
11/22/03	at FIU	W	32-23	9,288
11/29/03	at Bethune-Cookman	W	32-24	8,468
12/13/03	Colgate	L	36-24	12,857
09/04/04	at Hawaii	W	35-28 ot	39,390
09/18/04	at Middle Tennessee	W	27-20	13,348
10/09/04	at Texas State	W	20-13	8,314
10/16/04	at Northern Colorado	W	39-24	6,481
10/23/04	ULM	L	13-17	12,557
10/30/04	at Florida A&M	W	38-8	13,436
11/06/04	at Troy	L	6-24	20,515

11/13/04	New Mexico State	L	7-35	11,628
11/20/04	Illinois State	W	28-0	8,296
11/27/04	Edward Waters	W	49-15	5,178
12/04/04	FIU	W	17-10	16,262
10/01/05	at Louisville	L	61-10	40,219
10/15/05	Middle Tennessee	L	35-14	10,117
11/05/05	at Troy	L	28-14	21,053
11/12/05	North Texas	W	26-23	7,939
10/28/06	Arkansas State	W	29-0	8,129
11/04/06	at Middle Tennessee	L	35-14	18,712
11/11/06	Troy	L	24-17	12,340
09/01/07	Middle Tennessee	W	27-14	11,398
09/15/07	Minnesota	W	42-39	10,759
09/29/07	at Kentucky	L	45-17	65,927
10/06/07	USF	L	35-23	21,106
10/27/07	ULM	L	33-30	16,902
11/10/07	Arkansas State	W	34-31	18,540
11/17/07	at Florida	L	55-23	90,107
12/01/07	at Troy	W	38-32	17,893
09/09/08	UAB	W	49-34	15,143
09/13/08	at Michigan State	L	17-0	70,321
09/20/08	at Minnesota	L	37-3	41,003
11/08/08	North Texas	W	46-13	17,175
11/15/08	ULL	W	40-29	14,338
11/22/08	at Arkansas State	L	28-14	10,845
11/29/08	FIU	W	57-50ot	16,781

### FAU IN HOT WEATHER (27-25)

(temperatures 80 degrees or higher at kick-off)

Date	Opponent	W/L	Score	Attendance
09/01/01	Slippery Rock	L	7-40	15,427
09/08/02	at Bethune-Cookman	W	31-28	7,621
09/22/01	Marist	W	31-9	5,085
10/13/01	Jacksonville	W	35-2	4,880
11/17/01	Albany (NY)	W	27-9	3,534
08/29/02	at USF	L	10-51	22,074
09/07/02	Bethune-Cookman	L	17-30	4,542
09/14/02	at James Madison	L	13-16	7,982
10/05/02	at Nicholls State	L	22-33	2,811
10/12/02	Youngstown State	L	17-24	3,896
11/09/02	Morris Brown	W	34-13	2,801
08/28/03	at Middle Tennessee	W	20-19	23,261
09/06/03	Valdosta	L	17-45	4,758
09/13/03	at UCF	L	29-33	25,144
10/04/03	Texas State	W	27-14	4,358
10/11/03	Nicholls State	W	31-23	3,302
10/18/03	Northern Colorado	W	21-19	4,255
11/01/03	Gardner-Webb	W	31-26	5,263
09/11/04	North Texas	W	20-13	15,803
09/18/04	at Middle Tennessee	W	27-20	13,348
10/09/04	at Texas State	W	20-13	8,314
10/23/04	ULM	L	13-17	12,557
10/30/04	at Florida A&M	W	38-8	13,436
11/13/04	New Mexico State	L	7-35	11,628
11/20/04	Illinois State	W	28-0	8,296
12/04/04	FIU	W	17-10	16,262
09/03/04	at Kansas	L	30-19	40,930
09/08/05	Oklahoma State	L	23-3	16,421
09/22/05	ULM	L	28-21	11,426
10/06/05	at ULL	W	28-10	14,208
10/15/05	Middle Tennessee	L	35-14	10,117
11/12/05	North Texas	W	26-23	7,939
09/03/06	at Clemson	L	54-6	77,000
09/16/07	at Oklahoma State	L	48-8	42,970
09/22/06	at South Carolina	L	45-6	70,860
09/30/06	at ULM	W	21-19	14,214
10/12/06	Southern Utah	W	32-7	6,431
10/18/06	ULL	L	6-0	9,827
11/11/06	Troy	L	24-17	12,340
09/01/07	Middle Tennessee	W	27-14	11,398
09/08/07	at Oklahoma State	L	42-6	38,176
09/15/07	Minnesota	W	42-39	10,759
09/22/07	at North Texas	W	30-20	20,479
09/29/07	No. 14 at Kentucky	L	45-17	65,927
10/06/07	No. 6 USF	L	35-23	21,106
10/20/07	ULL	W	39-32 ot	12,290
10/27/07	ULM	L	33-30	16,902
08/30/08	at No. 11 Texas	L	52-10	98,053

09/06/08	UAB	W	49-34	15,143
10/07/08	Troy	L	37-3	17,191
11/08/08	North Texas	W	46-13	17,175
11/15/08	ULL	W	40-29	14,338

### FAU IN COLD WEATHER (0-4)

(temperatures 50 degrees or less at kick-off)

Date	Opponent	W/L	Score	Attendance
11/06/02	at Drake	L	7-31	4,125
11/02/02	at Connecticut	L	14-61	14,287
11/16/02	at Eastern Illinois	L	6-47	3,640
11/22/08	at Arkansas State	L	28-14	10,845

### FAU IN THE RAIN (2-8)

Date	Opponent	W/L	Score	Attendance
09/08/01	at Bethune-Cookman	W	31-28	7,621
10/20/01	St. Mary's (CA)	L	10-24	2,122
08/29/02	at South Florida	L	10-51	22,074
10/05/02	at Nicholls State	L	22-33	2,811
10/26/02	at Troy	L	6-21	12,465
09/06/03	Valdosta	L	17-45	4,758
10/30/04	ULM	L	13-17	12,557
09/09/06	at Kansas State	L	45-0	43,953
11/25/06	FIU	W	31-0	9,655
08/13/08	at Michigan State	L	17-0	70,321

### SEASON OPENER (3-5)

Date	Opponent	W/L	Score	Attendance
09/01/01	Slippery Rock	L	7-40	14,427
08/29/02	at USF	L	10-51	22,074
08/28/03	at Middle Tennessee	W	20-19	23,261
09/04/04	at Hawaii	W	35-28 ot	39,390
09/03/05	at Kansas	L	30-19	40,930
09/02/06	at No. 18 Clemson	L	56-6	77,000
09/01/07	Middle Tennessee	W	27-14	11,398
08/30	at No. 11 Texas	L	52-10	98,053

### HOMECOMING (5-3)

Date	Opponent	W/L	Score	Attendance
10/13/01	Jacksonville	W	35-12	4,880
11/09/02	Morris Brown	W	34-13	2,801
11/01/03	Gardner-Webb	W	31-26	5,263
11/13/04	New Mexico State	L	35-7	11,628
10/15/05	Middle Tennessee	L	35-14	10,117
10/28/06	Arkansas State	W	29-0	8,129
10/27/07	ULM	L	33-30 ot	16,902
11/08/08	North Texas	W	46-13	17,175

### VS NATIONALLY RANKED (7-11) (ranking was at game time)

Date	Opponent	W/L	Score	Rank	Attendance
09/08/01	at Bethune-Cookman	W	31-28	no. 22	7,621
09/14/02	at James Madison	L	13-16	no. 22	7,982
09/21/02	at Eastern Kentucky	L	6-22	no. 20	9,400
10/05/02	at Nicholls State	L	22-33	no. 24	2,811
10/12/02	Youngstown	L	17-24	no. 17	3,896
11/16/02	at Eastern Illinois	L	6-47	no. 3	3,640
09/20/03	at Youngstown State	W	13-6	no. 31	16,891
09/27/03	at Illinois State	W	28-10	no. 23	6,837
10/04/03	Texas State	W	27-14	no. 43	4,358
11/01/03	Gardner-Webb	W	31-26	no. 30	5,263
11/29/03	Bethune-Cookman	W	32-24	no. 14	8,468
12/06/03	Northern Arizona	W	48-25	no. 16	9,314
11/13/03	Colgate	L	24-36	no. 6	12,857
10/01/05	at Louisville	L	61-10	no. 11	40,219
09/29/07	at Kentucky	L	45-17	no. 14	65,927
10/06/07	USF	L	35-23	no. 6	21,106
11/17/07	at Florida	L	59-20	no. 14	90,107
08/30/08	at Texas	L	52-10	no. 11	98,053

# FLORIDA ATLANTIC UNIVERSITY

## ACCOMPLISHMENTS

### ALL AMERICA

Player	Season	Team
Andy Rosas, P	2001	Football Gazette
Mauratae Johnson, S	2001	Football Gazette Honorable Mention
Anthony Crissinger-Hill, TE	2003	SWAMI JOSH'S First Team Football Gazette First Team Sports Network Second Team
Roosevelt Bynes, WR	2003	Football Gazette Third Team
Chris Laskowski, LB	2003	Football Gazette Third Team
Tavious Polo, DB (freshman)	2007	Football Writers Assoc. of America
Frantz Joseph, LB	2008	SI.com Honorable Mention

### ALL-STAR PARTICIPANTS

Player	Season	Game
Jared Allen, QB	2004	Hula Bowl
Chris Laskowski, LB	2004	Hula Bowl
Cergile Sincere, LB	2007	Hula Bowl
Frantz Joseph	2008	Texas vs. the Nation (Def. MVP)
Corey Small	2008	Texas vs. the Nation

### BOWL GAME HONORS

Player	Season	Honor	Game
Rusty Smith	2007	MVP	New Orleans Bowl
Rusty Smith	2008	Off. MVP	Motor City Bowl
Frantz Joseph	2008	Def. MVP	Motor City Bowl
Greg Joseph	2008	All-Bowl Team	

### I-AA ALL-INDEPENDENT ALL-AMERICA TEAM

(comprised among all national I-AA Independent Institutions)

Player	Pos	Season	Team
Mauratae Johnson	S	2001	First Team
Andy Rosas	P	2001	First Team
Doug Parker	RB	2001	Second Team
Anthony Jackson	KR	2001	Second Team
Jared Allen	QB	2003	First Team
Roosevelt Bynes	WR	2003	First Team
Anthony Crissinger-Hill	TE	2003	First Team
Quentin Swain	LB	2003	First Team
Anthony Jackson	RB	2003	Second Team
George Guffey	C	2003	Second Team
Chris Laskowski	LB	2003	Second Team
Willie Hughley	DB	2003	Second Team
Ken Campos	OL	2003	Honorable Mention
Dave Richards	OL	2003	Honorable Mention

### I-AA DON HANSEN'S WEEKLY GAZETTE ALL-SOUTH TEAM

(comprised among all national I-AA Independent Institutions)

Player	Pos	Season	Team
Roosevelt Bynes	WR	2003	First Team
Anthony Crissinger-Hill	TE	2003	First Team
Willie Hughley	DB	2003	First Team
Jared Allen	QB	2003	Second Team
George Guffey	QB	2003	Second Team
Dave Richards	OL	2003	Second Team
Chris Laskowski	LB	2003	Second Team
Yrvens Guerrier	DL	2003	Third Team
Mark Myers	K	2003	Third Team

### COACH OF THE YEAR

Howard Schnellenberger	2003	NFCA South Region
	2007	Sun Belt Conference

### I-AA ALL-INDEPENDENT NATIONAL PLAYER OF THE WEEK

(comprised among all national I-AA Independent Institutions)

Player	Pos	Week
Anthony Jackson	KR	9/24/01
Roosevelt Bynes	WR	8/30/03
Jared Allen	QB	9/13/03
Roosevelt Bynes	WR	9/20/03
Willie Hughley	DB	11/1/03
Quentin Swain	LB	11/22/03

HISTORY



# FLORIDA ATLANTIC UNIVERSITY

## ANNUAL TEAM AWARDS

### TEAM MVP

Year	Player	Pos.
2001	Jared Allen	Quarterback
2002	Chris Laskowski	Linebacker
2003	Jared Allen	Quarterback
	Chris Laskowski	Linebacker
2004	Jared Allen	Quarterback
2005	Shomari Earls	Linebacker
2006	Aaron Sanchez	Fullback
2007	Rusty Smith	Quarterback
2008	Rusty Smith	Quarterback

### OFFENSIVE MVP

Year	Player	Pos.
2001	Doug Parker	Running Back
2002	Jared Allen	Quarterback
2003	Anthony Crissinger-Hill	Tight End
2004	Kevin Fischer	Offensive Line
2005	Danny Embick	Quarterback
2006	Charles Pierre	Running Back
2007	Jarrid Smith	Offensive Line
2008	Charles Pierre	Running Back

### DEFENSIVE MVP

Year	Player	Pos.
2001	Mauratae Johnson	Safety
2002	Yrvens Guerrier	Defensive Lineman
2003	Yrvens Guerrier	Defensive Lineman
2004	Chris Laskowski	Linebacker
2005	Shomari Earls	Linebacker
2006	Kris Bartels	Defensive Back
2007	Cergile Sincere	Linebacker
2008	Frantz Joseph	Linebacker

### STUDENT-ATHLETE OF THE YEAR (Based on stewardship)

Year	Player	Pos.
2001	Chris Laskowski	Linebacker
2002	Chris McKinley	Linebacker
2003	Chris McKinley	Linebacker
2004	Chris Laskowski	Linebacker
2005	Danny Embick	Quarterback
2006	Robert St. Clair	Defensive Line
2007	Zach Wichner	Offensive Line
2008	Keegan Peterson	Punter

### MOST-IMPROVED AWARD

Year	Player	Pos.
2001	Dave Richards	Offensive Lineman
2002	Teddy Strachan	Defensive Lineman
2003	Johnnie Sloan	Defensive Lineman
2004	Dewain Akerblom	Long Snapper
2005	Robert St. Clair	Defensive Lineman
2006	Rickey Bethel	Defensive Back
2007	Cortez Gent	Wide Receiver
2008	Michael Hancock	Defensive Lineman

### SPECIAL TEAMS AWARD

Year	Player	Pos.
2001	Nick Seta	Captain
2002	Matt Prudenti	Holder/Return
2003	Tyrone Higgins	Punt Block/Right Side
2004	Mark Myers	Kicker

2005	Mike Brown	Punter
2006	Dewain Akerblom	Long Snapper
2007	DiIvory Edgecomb	Kick Return
2008	DiIvory Edgecomb	Kick Return

### NON-SCHOLARSHIP MVP

Year	Player	Pos.
2001	Coisge McCullough	Safety
2002	Daveon Barron	Running Back
2002	George Guffey	Offensive Lineman
2003	Jerrell Terry	Defensive Back
2004	Mike Brown	Punter
2005	John Rizzo	Offensive Lineman
2006	Chad Wilkes	Wide Receiver
2007	Michael Hancock	Defensive Lineman
2008	Daniel Joseph	Defensive Lineman

### GRIDIRON CLUB AWARD

Year	Player	Pos.
2001	Ed Mathews	Offensive Lineman
2002	Jordan Roberts	Defensive Lineman
2003	Quentin Swain	Linebacker

### BONE AWARD IN MEMORY OF RAMON RICKARDS

Year	Player	Pos.
2004	Shomari Earls	Linebacker
2005	Lawrence Gordon	Cornerback
2006	Frantz Joseph	Linebacker
2007	Frantz Joseph	Linebacker
2008	Ted Czepiga	Linebacker/ST

### TEAM ABOVE SELF

Year	Player	Pos.
2003	Matt Prudenti	Wide Receiver
2008	Ted Czepiga	Linebacker/ST

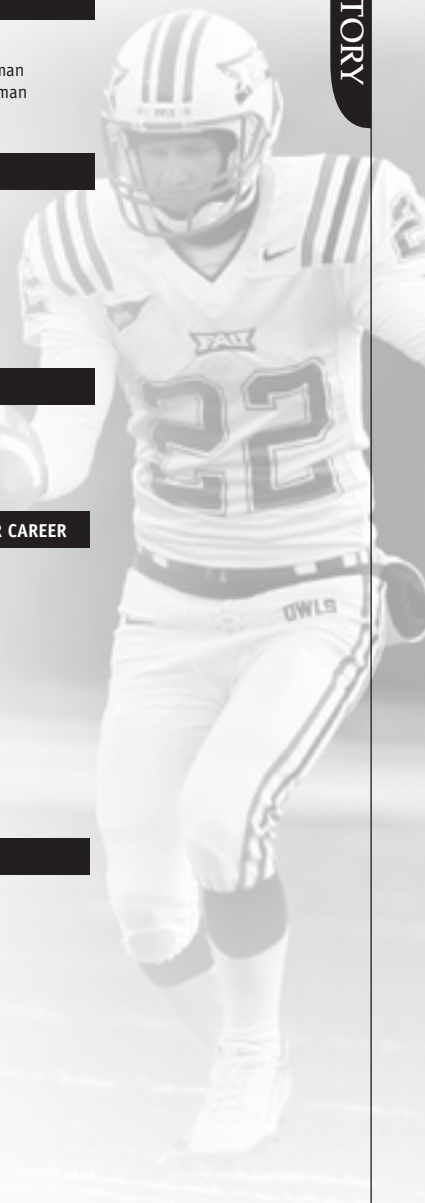
### PLAYERS PLAYED IN EVERY GAME DURING THEIR FOUR-YEAR CAREER

Jared Allen (01-04)\*  
 Kevin Fischer (01-04)\*  
 William Gray (01-04)\*  
 Yrvens Guerrier (01-04)\*  
 Chris Laskowski (01-04)\*  
 Chris McKinley (01-04)\*  
 Mark Myers (01-04)\*  
 Johnnie Sloan (01-04)\*  
 Brittney Tellis (01-04)\*  
 Nello Faulk (03-06)  
 \*Inaugural team member

### PLAYERS SIGNING PROFESSIONAL CONTRACTS

Brian Pare Free Agent Chicago Bears (2004)  
 Chris Laskowski Free Agent Indianapolis Colts (2005)  
 Kevin Fischer Free Agent Tampa Bay Buccaneers (2005)  
 Jared Allen Free Agent Tampa Bay Buccaneers (2005)  
 Quentin Swain NFL Europe (Berlin) (2005)  
 Willie Hughley Free Agent Cleveland Browns (2006)  
 Nello Faulk Free Agent Jacksonville Jaguars (2007)  
 Mark Myers CFL (2007/Jets 2008)  
 Lawrence Gordon CFL (2007)  
 Taheem Acevedo Free Agent (2007)  
 Casey McGahee CFL (2007)  
 Troy Pindell CFL (2007)  
 Jervonte Jackson Free Agent Philadelphia  
 Frantz Joseph Free Agent Oakland Raiders

HISTORY





## INDIVIDUAL GAME RECORDS

### RUSHING

MOST CARRIES			
28	Charles Pierre	at North Texas	11/18/06
27	Doug Parker	at North Texas	09/11/04
26	Daveon Barron	Youngstown State	10/12/02
26	Anthony Jackson	Bethune-Cookman	09/07/02
26	Charles Pierre	at Louisiana-Lafayette	10/06/05
25	Daveon Barron	Morris Brown College	11/09/02
24	Doug Parker	FIU	12/04/04
24	Doug Parker	ULL	10/23/04
24	Charles Pierre	Arkansas State	10/28/06
23	Charles Pierre	at WKU	10/18/08

MOST NET YARDS RUSHING			
194	Charles Pierre	at WKU	10/18/08 23 carries
147	Daveon Barron	Morris Brown	11/09/02 25 carries
140	Charles Pierre	NT	11/08/08 12 carries
138	Charles Pierre	UAB	09/06/08 13 carries
126	Doug Parker	at North Texas	09/11/04 27 carries

HIGHEST AVERAGE GAIN PER RUSH (10 CARRIES)			
11.7	Charles Pierre	NT	11/08/08 12-140
10.9	Charles Pierre	ULL	11/15/08 10-109
10.6	Charles Pierre	UAB	09/06/08 13-138
8.4	Charles Pierre	at WKU	10/18/08 23-194
7.8	Charles Pierre	at FIU	11/24/07 11-86

MOST RUSHING TDS SCORED			
4	Doug Parker	Jacksonville	10/13/01 12-140
2	10 with 2	ULL	11/15/08 10-109

LONGEST RUSH FROM SCRIMMAGE			
74	Charles Pierre	at WKU	10/18/08 12-140
73	Charles Pierre	UAB	09/06/08 10-109
68	Rob Housler	at FIU	11/24/07 13-138
53	DiIvory Edgecomb	at Middle Tennessee	09/30/08 23-194
50	Dekolan James	at Florida A&M	10/30/04 11-86
50	Charles Pierre	ULL	11/15/08 11-86

INDIVIDUAL 100+ GAMES			
100-Yard Game			
Charles Pierre	(23-194)	Western Kentucky	10/18/08
Daveon Barron	(25-147)	Morris Brown	11/09/02
Charles Pierre	(12-140)	North Texas	11/08/08
Charles Pierre	(13-138)	UAB	09/06/08
Doug Parker	(27-126)	North Texas	09/11/04
Charles Pierre	(24-122)	Arkansas State	10/28/06
Doug Parker	(24-121)	ULL	10/23/04
DiIvory Edgecomb	(18-118)	North Texas	11/12/05
Charles Pierre	(28-116)	North Texas	11/18/06
Anthony Jackson	(21-113)	Gardner-Webb	11/01/03
Doug Parker	(22-110)	Jacksonville	10/13/01
Anthony Jackson	(17-110)	Texas State	10/04/03
Charles Pierre	(10-109)	ULL	11/15/08
Daveon Barron	(16-105)	Siena	11/15/03
Charles Pierre	(20-103)	Southern Utah	10/12/06
DiIvory Edgecomb	(16-103)	Middle Tennessee	09/30/08

HIGHEST AVERAGE GAIN PER RUSH (10 CARRIES)			
11.7	Charles Pierre	NT	11/08/08 12-140
10.9	Charles Pierre	ULL	11/15/08 10-109
10.6	Charles Pierre	UAB	09/06/08 13-138
8.4	Charles Pierre	at WKU	10/18/08 23-194
7.8	Charles Pierre	at FIU	11/24/07 11-86

### PASSING

MOST PASSES ATTEMPTED			
54	Rusty Smith	ULL	10/27/07
50	Rusty Smith	FIU	11/29/08
47	Rusty Smith	USF	10/06/07
45	Rusty Smith	at ULL	10/20/07
45	Rusty Smith	at North Texas	09/22/07

MOST PASSES COMPLETED			
35	Rusty Smith	ULL	10/27/07
28	Jared Allen	at Hawaii	09/04/04
28	Rusty Smith	at ULL	10/25/08
27	Rusty Smith	Minnesota	09/15/07
26	Jared Allen	at UCF	09/13/03
26	Rusty Smith	at ULL	10/20/07

HIGHEST PERCENTAGE PASSES COMPLETED (10 ATTEMPTS)			
78.1	Rusty Smith	vs Memphis	12/21/07 25-32
77.8	Jared Allen	Nicholls State	11/11/03 14-18
73.5	Jared Allen	FIU	12/04/04 25-34
73.3	Jared Allen	Northern Colorado	10/18/03 11-15

MOST CONSECUTIVE PASSES COMPLETED			
Jared Allen/Danny Embick	11	Siena	11/15/03
Rusty Smith	10	Oklahoma State	09/08/07
Jared Allen	9	YSU	09/20/03
Rusty Smith	9	Troy	12/01/07
Danny Embick	8	Louisville	10/01/05
Jared Allen	8	North Texas	09/11/04
Jared Allen	8	North Arizona	12/06/03
Jared Allen	8	James Madison	09/14/02
Rusty Smith	8	Louisiana-Monroe	10/27/07
Danny Embick	7	ULL	09/22/05
Jared Allen	7	Hawaii	09/04/04
Jared Allen	7	(2 times)	2003
Rusty Smith	7	Memphis	12/21/07

HIGHEST COMPLETION PERCENTAGE GAME (MIN 20 ATTEMPTS)			
Rusty Smith	78.1 (25-32)	Memphis	12/21/07
Jared Allen	73.0 (16-22)	Valdosta State	09/06/03
Danny Embick	71.4 (20-28)	Kansas	09/03/05
Jared Allen	69.0 (22-33)	FIU	11/22/03
Jared Allen	68.0 (17-25)	Nicholls State	10/05/02
Rusty Smith	67.6 (23-34)	Troy	12/1/07
Rusty Smith	66.7 (20-30)	FIU	11/24/07
Jared Allen	65.0 (26-40)	UCF	09/13/03
Rusty Smith	64.8 (35-54)	ULL	10/27/07
Rusty Smith	64.8 (24-37)	Troy	11/11/06

MOST PASSING YARDS			
463	Rusty Smith	Minnesota	09/15/07
389	Rusty Smith	FIU	11/29/08
352	Jared Allen	at UCF	09/13/03
336	Rusty Smith	vs Memphis	12/21/03
330	Rusty Smith	at FIU	11/24/07

HIGHEST PERCENTAGE PASSES COMPLETED (10 ATTEMPTS)			
14.1	Jared Allen	Edward Waters	11/27/04 13-183
11.7	Jared Allen	Gardner-Webb	11/01/03 13-152
11.2	Jared Allen	at Florida A&M	10/30/04 20-224
11.2	Rusty Smith	ULL	11/15/08 26-290
11.0	Rusty Smith	at FIU	11/24/07 30-330



## FLORIDA ATLANTIC UNIVERSITY

### MOST PASSING YARDS GAINED PER COMPLETION (5 COMPLETIONS)

25.2	Jared Allen	Albany (NY)	11/17/01	5-126
24.9	Jared Allen	at Florida A&M	10/30/04	9-224
22.9	Jared Allen	Edward Waters	11/27/04	8-183
22.7	Jared Allen	at Bethune-Cookman	11/29/03	9-204
20.5	Jared Allen	at Eastern Kentucky	09/21/02	11-226
20.2	Jared Allen	Marist	09/22/01	18-162

### MOST TOUCHDOWN PASSES

5	Rusty Smith	vs Memphis	12/21/07
5	Rusty Smith	FIU	11/29/08
5	Rusty Smith	Minnesota	09/15/07
4	Rusty Smith	NT	11/08/08
4	Rusty Smith	ULL	11/15/08
4	Rusty Smith	at FIU	11/24/07
4	Rusty Smith	at ULL	10/20/07

### MOST PASSES HAD INTERCEPTED

4	Rusty Smith	at Minnesota	09/20/08
3	Jared Allen	Colgate	12/13/03
3	Jared Allen	ULM	10/23/04
3	Sean Clayton	at FIU	11/26/05
3	Danny Embick	Middle Tennessee	10/15/05
3	Danny Embick	ULM	09/22/05

### HIGHEST PASSING EFFICIENCY RATING (10 ATTEMPTS)

211.6	Rusty Smith	vs Memphis	12/21/07
209.8	Rusty Smith	UL	11/15/08
200.5	Rusty Smith	NT	11/08/08
196.5	Danny Embick	at Kansas	09/03/05
196.4	Rusty Smith	at FIU	11/24/07

### LONGEST PASS COMPLETION

88	Jared Allen	Albany (NY)	Nov 17, 2001
80	Jared Allen	at Northern Colorado	Oct 16, 2004
78	Jared Allen	at Florida A&M	Oct 30, 2004
74	Rusty Smith	at North Texas	Sep 22, 2007
73	Jared Allen	Texas State Univ.	Oct 04, 2003
3	Danny Embick	ULM	09/22/05

### LONGEST TOUCHDOWN PASSES

Jared Allen to Thomas Parker	88	Albany	11/17/01
Jared Allen to Roosevelt Byne	80	Northern Colorado	10/16/04
Rusty Smith to Cortez Gent	74	North Texas	09/22/07
Jared Allen to Anthony Crissinger-Hill	73	Texas State	10/04/03
Jared Allen to Larry Taylor	71	Bethune-Cookman	09/08/01
Rusty Smith to Cortez Gent	69	FIU	11/24/07
Jared Allen to Anthony Crissinger-Hill	67	Illinois State	09/27/03
Danny Embick to DiIvory Edgecomb	66	Kansas	09/03/05
McKinson Soverain to Thomas Parker	65	FIU	11/26/05
Jared Allen to Roosevelt Byne	62	Middle Tennessee	08/28/03

### MOST YARDS IN 2 CONSECUTIVE GAMES

Rusty Smith	785	463	Minnesota	09/15/07
		322	North Texas	09/22/07
Rusty Smith	695	389	FIU	11/29/08
		306	CMU	12/26/08
Rusty Smith	627	291	Troy	11/30/07
		336	Memphis	12/21/07
Rusty Smith	625	308	ULL	10/20/07
		317	ULM	10/27/07
Rusty Smith	621	330	FIU	11/24/07
		291	Troy	11/30/07
Rusty Smith	620	290	Florida	11/17/07
		330	FIU	11/24/07
Jared Allen	593	352	UCF	09/13/03
		241	YSU	09/20/03

## RECEIVING

### MOST PASSES CAUGHT

15	Anthony Crissinger-Hill	at Hawaii	09/04/04
11	Cortez Gent	ULM	10/27/07
9	Anthony Crissinger-Hill	at FIU	11/22/03
8	Anthony Crissinger-Hill	at UCF	09/13/03
8	Cortez Gent	at Troy	12/01/07
8	Cortez Gent	UAB	09/06/08
8	Jason Harmon	ULM	10/27/07
7	15 with 7		

### MOST YARDS RECEIVING

183	Anthony Crissinger-Hill	at Hawaii	09/04/04	15 receptions
163	Anthony Crissinger-Hill	at Florida A&M	10/30/04	6 receptions
160	Anthony Crissinger-Hill	Texas State	10/04/03	7 receptions
158	Brittney Tellis	at Eastern Kentucky	09/21/02	4 receptions
155	Cortez Gent	at Troy	12/01/07	8 receptions

### HIGHEST AVERAGE GAIN PER RECEPTION (3 RECEPTIONS)

39.5	Brittney Tellis	at Eastern Kentucky	09/21/02	4-158
36.2	Cortez Gent	at FIU	11/24/07	4-145
30.7	Roosevelt Byne	Edward Waters	11/27/04	3-92
30.7	Roosevelt Byne	at North Texas	09/11/04	3-92
29.7	Thomas Parker	at Kansas	09/03/05	3-89

### MOST TD RECEPTIONS

3	Gent, Cortez	FIU	Nov 29, 2008	4-158
2	16 with 2	at FIU	11/24/07	4-145

### LONGEST PASS RECEPTION

88	Thomas Parker	Albany (NY)	11/17/01
80	Roosevelt Byne	at Northern Colorado	10/16/04
78	Anthony Crissinger-Hill	at Florida A&M	10/30/04
74	Gent, Cortez	at North Texas	09/22/07
73	Crissinger-Hill	Texas State	10/04/03

### 150-YARD RECEIVERS

Anthony Crissinger-Hill	(15)	183	Hawaii—09/04/04
Anthony Crissinger-Hill	(6)	163	Florida A&M—10/30/04
Anthony Crissinger-Hill	(7)	160	Texas State—10/04/03
Brittney Tellis	(4)	158	Eastern Kentucky—09/21/02
Cortez Gent	(8)	155	Troy—12/1/07

### LONGEST TOUCHDOWN RECEPTIONS

Jared Allen to Thomas Parker	88	Albany	11/17/01
Jared Allen to Roosevelt Byne	80	Northern Colorado	10/16/04
Rusty Smith to Cortez Gent	74	North Texas	09/22/07
Jared Allen to Anthony Crissinger-Hill	73	Texas State	10/04/03
Jared Allen to Larry Taylor	71	Bethune-Cookman	09/08/01
Rusty Smith to Cortez Gent	69	FIU	11/24/07
Jared Allen to Anthony Crissinger-Hill	67	Illinois State	09/27/03
Danny Embick to DiIvory Edgecomb	66	Kansas	09/03/05
McKinson Soverain to Thomas Parker	65	FIU	11/26/05
Jared Allen to Roosevelt Byne	62	Middle Tennessee	08/28/03

### MOST TOTAL OFFENSE PLAYS

54	Rusty Smith	ULM	10/27/07	0 rush, 54 pass
53	Rusty Smith	FIU	11/29/08	3 rush, 50 pass
53	Rusty Smith	at ULM	10/20/07	8 rush, 45 pass
52	Jared Allen	at Hawaii	09/04/04	8 rush, 44 pass
51	Rusty Smith	USF	10/06/07	4 rush, 47 pass
50	Rusty Smith	Troy	10/07/08	9 rush, 41 pass

# BACK-TO-BACK BOWL CHAMPIONS 2007 & 2008



HISTORY

## MOST TOTAL OFFENSE YARDS GAINED

449	Rusty Smith	Minnesota	09/15/07	14 rush, 463 pass
382	Rusty Smith	FIU	11/29/08	-7 rush, 389 pass
351	Jared Allen	at UCF	09/13/03	-1 rush, 352 pass
333	Rusty Smith	at FIU	11/24/07	3 rush, 330 pass
328	Jared Allen	FIU	12/04/04	17 rush, 311 pass
328	Rusty Smith	vs Memphis	12/21/07	-8 rush, 336 pass

## HIGHEST AVERAGE GAIN PER PLAY (20 PLAYS)

11.2	Jared Allen	at Florida A&M	10/30/04	20-224
10.7	Rusty Smith	at FIU	11/24/07	31-333
10.2	Rusty Smith	ULL	11/15/08	27-276
9.9	Rusty Smith	vs Memphis	12/21/07	33-328
9.9	Rusty Smith	NT	11/08/08	25-247

## MOST ALL-PURPOSE YARDS GAINED

231	Anthony Jackson	Marist	09/22/01	
219	DiIvory Edgecomb	USF	10/06/07	
210	DiIvory Edgecomb	at TROY	12/01/07	
205	DiIvory Edgecomb	Arkansas State	11/10/07	
203	DiIvory Edgecomb	vs Memphis	12/21/07	
328	Rusty Smith	vs Memphis	12/21/07	

## MOST ALL-PURPOSE ATTEMPTS

30	Parker, Doug	at North Texas	Sep 11, 2004
29	Jackson, Anthony	Bethune-Cookman	Sep 07, 2002
29	Pierre, Charles	at North Texas	Nov 18, 2006
27	Barron, Daveon	Youngstown State	Oct 12, 2002
27	Pierre, Charles	at ULL	Oct 06, 2005
26	Parker, Doug	FIU	Dec 04, 2004
26	Parker, Doug	ULM	Oct 23, 2004
25	Barron, Daveon	Morris Brown College	Nov 09, 2002
25	Parker, Doug	Jacksonville	Oct 13, 2001
24	Parker, Doug	at Hawaii	Sep 4, 2004
24	Pierre, Charles	Arkansas State	Oct 28, 2006

## MOST POINTS SCORED

24	Doug Parker	Jacksonville	10/13/01
18	Cortez Gent	FIU	11/29/08
18	Aaron Sanchez	Edward Waters	11/27/04
14	Willie Rose	Arkansas State	11/10/07
13	Mark Myers	at Northern Colorado	10/16/04
12	30 with 12		

## MOST TOUCHDOWNS SCORED

4	Doug Parker	Jacksonville	10/13/01
3	Cortez Gent	FIU	11/29/08
3	Aaron Sanchez	Edward Waters	11/27/04
2	27 with 2	Arkansas State	11/10/07

## MOST EXTRA POINTS MADE BY KICKING

7	Warley Leroy	at FIU	11/24/07
7	Warley Leroy	FIU	11/29/08
7	Warley Leroy	UAB	09/06/08
7	Mark Myers	Siena	11/15/03
6	7 with 6		

## MOST EXTRA POINTS ATTEMPTED BY KICKING

8	Warley Leroy	at FIU	11/24/07
7	Warley Leroy	FIU	11/29/08
7	Warley Leroy	UAB	09/06/08
7	Mark Myers	Siena	11/15/03
6	6 with 6		

## MOST CONSECUTIVE EXTRA POINTS MADE

## MOST POINTS SCORED BY KICKING

13	Mark Myers	at Northern Colorado	10/16/04
12	Warley Leroy	ULM	10/27/07
12	Warley Leroy	at North Texas	09/22/07
12	Mark Myers	at Northern Arizona	12/06/03
12	Mark Myers	at Bethune-Cookman	11/29/03

## MOST FIELD GOALS ATTEMPTED

4	Warley Leroy	USF	10/06/07
4	Warley Leroy	ULM	10/27/07
3	14 with 3	at North Texas	09/22/07

## MOST FIELD GOALS MADE

3	Warley Leroy	at ULM	10/25/08
3	Warley Leroy	Louisiana-Monroe	10/27/07
3	Warley Leroy	at North Texas	09/22/07
3	Mark Myers	at Bethune-Cookman	11/29/03
3	Mark Myers	at Northern Colorado	10/16/04
3	Mark Myers	at Hawaii	09/04/04
2	18 with		

## MOST CONSECUTIVE FIELD GOALS MADE

## LONGEST FIELD GOAL MADE

53	Mark Myers	at Northern Arizona	12/06/03
50	Daniel Kennard	at Louisville	10/01/05
49	Mark Myers	at Hawaii	09/04/04
48	Mark Myers	at Bethune-Cookman	11/29/03
48	Mark Myers	Youngstown State	10/12/02

## MOST PUNTS

11	Andy Rosas	at Eastern Illinois	11/16/02
10	Keegan Peterson	at Michigan State	09/13/08
9	Brown, Mike	at Arkansas State	10/22/05
9	Seven with 9		

## HIGHEST AVERAGE YARDS PER PUNT (3 PUNTS)

48.0	Keegan Peterson	at Oklahoma State	09/08/07	8-384
47.3	Mike Brown	at Middle Tennessee	09/18/04	6-284
46.9	Andy Rosas	at Middle Tennessee	08/28/03	8-375
46.6	Mike Brown	Illinois State	11/20/04	5-233
45.5	Andy Rosas	Youngstown State	10/12/02	4-182

## MOST PUNTS DOWNED INSIDE 20

4	Mike O'Neill	at North Texas	11/18/06
4	Keegan Peterson	at Michigan State	09/13/08
4	Andy Rosas	at UCF	09/13/03
4	Andy Rosas	at Illinois State	09/27/03
3	9 with 3		

## LONGEST PUNT

67	Andy Rosas	at Nicholls State	10/05/02
66	Mike Brown	at Texas State	10/09/04
64	Mike Brown	ULM	09/22/05
63	Mike Brown	at Middle Tennessee	09/18/04
63	Keegan Peterson	Middle Tennessee	09/01/07

## LONGEST PUNT RETURN

75	Brittney Tellis	Albany (NY)	11/17/01
50	Matt Prudenti	Northern Colorado	10/18/03
48	Tavious Polo	at ULM	10/25/08
45	Brittney Tellis	at Florida A&M	10/30/04
41	Brittney Tellis	at Gardner-Webb	11/03/01



## FLORIDA ATLANTIC UNIVERSITY

### LONGEST KICK RETURN

85	Anthony Jackson	Marist	09/22/01
63	DiIvory Edgecomb	vs Memphis	12/21/07
57	DiIvory Edgecomb	at Kentucky	09/29/07
55	Anthony Jackson	Siena	11/15/03
53	Kris Bartels	Arkansas State	10/28/06
53	Anthony Jackson	at Troy	11/06/04

### LONGEST INTERCEPTION RETURN

87	Willie Hughley	at James Madison	09/14/02
64	Gedel Merzius	Southern Utah Univ.	10/12/06
63	Willie Hughley	U. Northern Colorado	10/18/03
57	Willie Hughley	Illinois State	11/20/04
55	Willie Hughley	at Eastern Kentucky	09/21/02
50	Kris Bartels	Arkansas State	10/28/06

### LONGEST FUMBLE RETURN

99	Taurian Osborne*	at Bethune-Cookman	Sep 08, 2001
46	Johnnie Sloan*	Nicholls State Univ	Oct 11, 2003
34	Michael Hancock	at ULM	Oct 25, 2008
25	Willie Hughley*	at Northern Arizona	Dec 06, 2003
14	Lee Pasick	FIU	Nov 23, 2002

\*for a TD

### MOST PUNT RETURNS

6	Brittney Tellis	Morris Brown College	Nov 09, 2002
6	Brittney Tellis	Edward Waters	Nov 27, 2004
5	three with 5		

### MOST PUNT RETURN YARDS

104	Brittney Tellis	Albany (NY)	11/17/01	4 returns
95	Brittney Tellis	Edward Waters	11/27/04	6 returns
80	Brittney Tellis	at Gardner-Webb	11/03/01	5 returns
64	Brittney Tellis	at Florida A&M	10/30/04	3 returns

### HIGHEST AVERAGE GAIN PER PUNT RETURN (2 RETURNS)

30.5	Matt Prudentit	Northern Colorado	10/18/03	2-61
26.0	Brittney Tellis	Albany (NY)	11/17/01	4-104
21.3	Brittney Tellis	at Florida A&M	10/30/04	3-64
20.0	Frantz Simeon	at Oklahoma State	09/16/06	2-40

### MOST KICK RETURNS

7	DiIvory Edgecomb	at Troy	Dec. 1, 2007
6	Six with 6		

### MOST KICK RETURN YARDS

168	Anthony Jackson	Marist	09/22/01	3 returns
151	DiIvory Edgecomb	vs Memphis	12/21/07	4 returns
145	DiIvory Edgecomb	at ULL	10/20/07	6 returns
143	DiIvory Edgecomb	at Troy	12/01/07	7 returns
139	DiIvory Edgecomb	Arkansas State	11/10/07	6 returns
139	Anthony Jackson	at Gardner-Webb	11/03/01	5 returns

### HIGHEST AVERAGE GAIN PER KICK RETURN (2 RETURNS)

56.0	Anthony Jackson	Marist	09/22/01	13-168
44.5	Kris Bartels	Arkansas State	10/28/06	2-89
39.0	Anthony Jackson	at Hawaii	09/04/04	2-78
37.8	DiIvory Edgecomb	vs Memphis	12/21/07	4-151
33.5	Anthony Jackson	at Bethune-Cookman	09/08/01	2-67
139	Anthony Jackson	at Gardner-Webb	11/03/01	5 returns

### MOST FUMBLE RETURNS

1	13 with 1
---	-----------

### MOST FUMBLE RETURN YARDS

107	Taurian Osborne	at Bethune-Cookman	09/08/01	1 returns
46	Johnnie Sloan	Nicholls State Univ	10/11/03	1 returns
34	Michael Hancock.	at ULM	10/25/08	1 returns
25	Willie Hughley	at Northern Arizona	12/06/03	1 returns

### HIGHEST AVERAGE GAIN PER FUMBLE RETURN (1 RETURNS)

### MOST INTERCEPTION RETURNS

3	Tavious Polo	Minnesota	09/15/07
3	Corey Small	Arkansas State	10/28/06
2	Taheem Acevedo	at North Texas	11/18/06
2	Willie Hughley	Illinois State	11/20/04
2	Willie Hughley	at Middle Tennessee	09/18/04
2	Tavious Polo	at North Texas	09/22/07
1	92 with 1		

### MOST INTERCEPTION RETURN YARDS

104	Willie Hughley	Illinois State	11/20/04	2 returns
87	Willie Hughley	at James Madison	09/14/02	1 returns
64	Gedel Merzius	Southern Utah.	10/12/06	1 returns
63	Willie Hughley	Northern Colorado	10/18/03	1 returns
55	Willie Hughley	at Eastern Kentucky	09/21/02	1 returns

### HIGHEST AVERAGE GAIN PER INTERCEPTION RETURN (2 RETURNS)

52.0	Willie Hughley	Illinois State	11/20/04	2-104
10.7	Corey Small	Arkansas State	10/28/06	3-32
5.7	Tavious Polo	Minnesota	09/15/07	3-17
4.5	Willie Hughley	at Middle Tennessee	09/18/04	2-9

### MOST TACKLES

18	Corey Small	at Kentucky	09/29/07	14-4
18	Jerrell Terry	at Eastern Illinois	11/16/02	7-11
16	Andre Clark	at Michigan State	09/13/08	6-10
16	Frantz Joseph	UAB	09/06/08	6-10
15	eight with 15			

### MOST QUARTERBACK SACKS

3.0	William Gray	Bethune-Cookman	09/07/02	1-2
3.0	Chris Laskowski	at Middle Tennessee	09/18/04	3-0
3.0	Johnnie Sloan	at Texas State	10/09/04	2-1
3.0	Joe Walker	Jacksonville	10/13/01	2-1
2.0	13 with 2.0			

### MOST SACK YARDAGE

William Gray	22	Bethune-Cookman	09/07/02
William Gray	22	Northern Colorado	10/18/03
Josh Pinnick	18	Oklahoma State	09/16/06
Chris Laskowski	18	Middle Tennessee	09/18/04
Jervonte Jackson	18	Arkansas State	10/28/06
Randy Hunter	18	Oklahoma State	09/16/06
Joe Walker	15	Jacksonville	10/13/01
Johnnie Sloan	14	Texas State	10/09/04
William Gray	14	Northern Arizona	12/06/03

### MOST TACKLES FOR LOSS

4.0	Tyrone Higgins	Colgate	12/13/03	3-0
4.0	Chris Laskowski	at Middle Tennessee	09/18/04	4-0
4.0	Johnnie Sloan	Bethune-Cookman	09/07/02	4-0
4.0	Robert St. Clair.	Middle Tennessee	10/15/05	1-1

# BACK-TO-BACK BOWL CHAMPIONS 2007 & 2008



HISTORY

### MOST TACKLES FOR LOSS – YARDAGE LOST

Chris Laskowski	24	Middle Tennessee	09/18/04
William Gray	22	Northern Colorado	10/18/03
William Gray	22	Bethune-Cookman	09/07/02
Josh Pinnick	19	Arkansas State	10/28/06
Randy Hunter	18	Oklahoma State	09/16/06
Josh Pinnick	18	Oklahoma State	09/16/06
Jordan Roberts	16	Morris Brown	11/09/02
Joe Walker	15	Jacksonville	10/13/01

### MOST FUMBLES FORCED

2	Shomari Earls	Nicholls State	10/11/03
2	Cergile Sincere	Minnesota	09/15/07
2	Johnnie Sloan	at Bethune-Cookman	11/29/03
2	Quentin Swain	at Troy State	10/26/02
1	84 with 1		

### MOST FUMBLES RECOVERED

2	Kris Bartels	at Troy	12/01/07
2	Frantz Joseph	NT	11/08/08
2	Chris McKinley	Nicholls State Univ	10/11/03
2	Taurian Osborne	at Bethune-Cookman	09/08/01
2	Quentin Swain	at Bethune-Cookman	11/29/03
1	69 with 1		

### MOST PASS BREAKUPS

4	Greg Joseph	UAB	09/06/08
4	Corey Small	at South Carolina	09/23/06
3	four with 3		

### MISC. RECORDS STARTING QB RECORDS

Jared Allen	25-19
Sean Clayton	4-6
Danny Embick	2-8
Rusty Smith	16-12
Garrett Jahn	0-2

### QB STARTING DEBUTS

Garrett Jahn	L, 7-40	Slippery Rock---	09/01/01
Jared Allen	W, 31-28	Bethune-Cookman---	09/08/01
Danny EmbickW,	49-15	Edward Waters---	11/27/04
Sean Clayton	W, 26-23	North Texas---	11/12/05
Rusty Smith	L, 6-54	Clemson---	09/02/06

### LARGEST HOME CROWD

21,106	USF	10/06/07
18,540	Arkansas State	11/10/07
17,275	North Texas	11/08/08
17,191	Troy	10/07/08
16,902	ULM	10/27/07
16,781	FIU	11/29/08
16,421	Oklahoma State	09/08/05
16,262	FIU	12/04/04
15,427	Slippery Rock	09/01/01
15,143	UAB	09/06/08

### LARGEST AWAY CROWD

98,053	Texas	08/30/08
90,107	Florida	11/17/07
77,000	Clemson	09/02/06
70,860	South Carolina	09/23/06
70,321	Michigan State	09/13/08
65,927	Kentucky	09/29/07
43,953	Kansas State	09/09/06
42,970	Oklahoma State	09/16/06
41,399	Central Michigan	12/26/08
41,003	Minnesota	09/20/08

### Season Attendance

Total	Avg	Season
354,845	27,496	2007
357,709	26,977	2008
323,897	26,991	2006
238,711	21,701	2005
171,208	14,267	2004
140,155	10,011	2003
106,078	10,607	2001
103,616	9,420	2002

### Most First Downs

FAU		
29	Texas State	10/04/03
28	Siena	11/15/03
28	FIU	11/29/08
Opponent		
27	UAB	09/06/08
Both Teams		
53	FIU	11/29/08
49	Memphis	12/21/07

## SINGLE GAME RECORD

### Fewest First Downs

FAU		
8	Troy State	10/26/02
8	Eastern Illinois	11/16/02
Opponent		
9	Jacksonville	10/13/01
8	Arkansas State	10/28/06
5	Siena	11/15/03
Both Teams		
23	St. Peter's	10/27/01
23	Troy	11/06/04
22	ULL	10/18/06

### Most Rushing First Downs

FAU		
24	Nicholls State	10/11/03
21	Siena	11/15/03
Opponent		
20	Eastern Kentucky	09/21/02
18	Slippery Rock	09/01/01
Both Teams		
25	Siena	11/15/03
24	Nicholls	10/11/03

### Most Rushing First Downs

FAU		
1	Connecticut	11/02/02
1	James Madison	09/14/02
Opponent		
1	Morris Brown	11/09/02
1	Northern Colorado	10/16/04
Both Teams		
4	James Madison	09/14/02
7	Northern Colorado	10/16/04

### Most Passing First Downs

FAU		
17	Memphis	12/21/07
16	Three Times	09/14/02
Opponent		
21	Valdosta	09/06/03

15	Three Times	
Both Teams		
37	UCF	09/13/03
31	UAB	09/06/08

### Fewest Passing First Downs

FAU		
2	Eastern Illinois	11/16/02
3	Albany	11/17/01
3	Eastern Illinois	11/10/01
3	ULL	10/18/06
Opponent		
0	Siena	11/15/03
2	Marist	09/22/01
Both Teams		
7	Siena	11/15/03
8	Troy State	10/26/02
8	Albany	11/17/01

### Most by Penalty

FAU		
6	Texas State	10/04/03
5	Four Times	
Opponent		
8	ULM	10/25/08
4	five teams	
Both Teams		
9	ULM	10/25/08
8	Bethune-Cookman	09/07/02

## RUSHING

### Most Attempts

FAU		
56	Texas State	10/04/03
55	Siena	11/15/03
Opponent		
64	Middle Tenn. State	10/15/05
63	Colgate	12/13/03
Both Teams		
96	Eastern Illinois	11/16/02
95	St. Mary's	10/20/01

### Fewest Attempts

FAU		
21	Colgate	12/13/03
22	Eastern Kentucky	09/21/02
Opponent		
10	Hawaii	09/04/04
20	FIU	12/04/04
Both Teams		
49	Hawaii	09/04/04
55	UCF	09/13/03

### Most Net Yards

FAU		
381	Siena	11/15/03
233	Morris Brown	11/09/02
Opponent		
379	Eastern Illinois	11/16/02
372	Eastern Kentucky	09/21/02
Both Teams		
517	Eastern Illinois	11/16/02
507	Siena	11/15/03



## FLORIDA ATLANTIC UNIVERSITY

### Fewest Net Yards

FAU		
-36	USF	08/30/02
-15	James Madison	09/14/02
Opponent		
6	Arkansas State	10/28/06
16	Jacksonville	10/13/01
27	Hawaii	09/04/04
Both Teams		
58	James Madison	09/14/02
79	USF	08/30/02

### Highest Average Yards Per Rush

FAU		
7.8	UAB	09/06/08
6.7	Siena	11/15/03
Opponent		
7.9	Louisville	10/01/05
7.6	Eastern Illinois	11/16/02

### Lowest Average Yards Per Rush

FAU		
-1.2	USF	08/30/02
-0.5	James Madison	09/14/02
Opponent		
0.2	Arkansas State	10/28/06
0.4	Jacksonville	10/13/01
0.9	Northern Colorado	10/16/04

### Most Touchdowns Rushing

FAU		
5	Edward Waters	11/27/04
5	Slippery Rock	09/01/01

### Lowest Average Yards Per Rush

FAU		
-1.2	USF	08/30/02
-0.5	James Madison	09/14/02
Opponent		
0.2	Arkansas State	10/28/06
0.4	Jacksonville	10/13/01
0.9	Northern Colorado	10/16/04

## PASSING

### Most Attempts

FAU		
50	FIU	11/29/08
46	Hawaii	09/04/04
Opponent		
66	Hawaii	09/04/04
52	UCF	09/13/03
Both Teams		
112	Hawaii	09/04/04
98	FIU	11/29/08

### Fewest Attempts

FAU		
12	Eastern Illinois	11/16/02
13	Siena	11/15/03
Opponent		
5	Nicholls State	10/05/02
6	Siena	11/15/03
Both Teams		
38	Oklahoma State	09/08/05
45	Louisiana-Lafayette	10/06/05

### Most Completions

FAU		
29	Hawaii	09/04/04
28	ULM	10/25/08
Opponent		
38	Hawaii	09/04/04
37	UCF	09/13/03
Both Teams		
67	Hawaii	09/04/04
63	UCF	09/13/03

### Fewest Completions

FAU		
4	Eastern Illinois	11/16/02
5	Albany	11/17/01
Opponent		
0	Siena	11/15/03
4	Nicholls State	10/05/02
4	Youngstown State	10/12/02
Both Teams		
12	Youngstown State	10/12/02
12	Siena	11/15/03

### Highest Completion % (min. 10 Attempts)

FAU		
92	Siena	11/15/03
79	Northern Colorado	10/18/03
Opponent		
74	Eastern Illinois	11/16/02
73	Louisiana-Monroe	10/23/04

### Lowest Completion % (min. 10 Attempts)

FAU		
33	Eastern Illinois	11/16/02
33	Eastern Illinois	11/10/02
Opponent		
22	Marist	09/22/01
33	Illinois State	09/27/03
33	ULL	10/06/05

### Most Net Yards

FAU		
389	FIU	11/29/08
358	UAB	09/06/08
Opponent		
497	UCF	09/13/03
400	FIU	11/29/08
Both Teams		
849	UCF	09/13/03
789	FIU	11/29/08

### Fewest Net Yards

FAU		
29	Eastern Illinois	11/16/02
74	Slippery Rock	09/01/01
Opponent		
0	Siena	11/15/03
47	ULL	10/06/05
Both Teams		
139	Siena	11/15/03
144	Eastern Illinois	11/16/02

### Highest Avg. Yards Per Completion (min 5)

FAU		
25.2	Albany	11/17/01
22.6	Bethune-Cookman	11/29/03
Opponent		
23.0	Minnesota	08/17/05
21.7	Troy State	10/26/02
21.7	Gardner-Webb	11/03/01

### Lowest Avg. Yards Per Completion (min 5)

FAU		
6.7	Slippery Rock	09/01/01
7.0	Arkansas State	10/22/05
Opponent		
6.8	Eastern Illinois	11/16/02
7.8	ULL	10/06/05

### Highest Avg. Yards Per Attempt

FAU		
11.7	Edward Waters	11/27/04
11.3	Middle Tennessee	08/28/03
Opponent		
29.8	Nicholls State	10/05/02
13.3	St. Mary's	10/20/01

### Lowest Avg. Yards Per Attempt

FAU		
2.4	Eastern Illinois	11/16/02
2.6	Illinois State	09/27/03
Opponent		
2.6	ULL	10/06/05
2.8	Marist	09/22/01

### Most Touchdown Passes

FAU		
5	Memphis	12/21/07
5	FIU	11/29/08
Opponent		
5	South Carolina	9/23/06
4	Valdosta state	09/06/03
4	FIU	11/29/08
Both Teams		
9	FIU	11/29/08
8	Memphis	12/21/07

## TOTAL OFFENSE

### Most Plays

FAU		
86	FIU	11/29/08
85	Hawaii	09/04/04
Opponent		
89	Colgate	12/13/03
85	Illinois State	09/27/03
85	FIU	11/29/08
Both Teams		
171	FIU	11/29/08
161	Hawaii	09/04/04

### Fewest Plays

FAU		
50	Eastern Kentucky	09/21/02
51	Slippery Rock	09/01/01
Opponent		
35	Siena	11/15/03
51	Slippery Rock	09/01/01
51	ULL	10/06/05
Both Teams		
103	Siena	11/15/03
113	St. Peter's	10/27/01

HISTORY

# BACK-TO-BACK BOWL CHAMPIONS 2007 & 2008



HISTORY

### Most Net Yards

FAU		
591	Florida A&M	10/30/04
554	UAB	09/06/08
Opponent		
608	Louisville	10/01/05
579	Minnesota	09/17/05
Both Teams		
1019	UCF	09/13/03
933	Florida A&M	10/30/04

### Fewest Net Yards

FAU		
107	Eastern Illinois	11/16/02
107	Slippery Rock	09/01/01
Opponent		
55	St. Peter's	10/27/01
74	Jacksonville	10/13/01
Both Teams		
374	Jacksonville	10/13/01
398	St. Peter's	10/27/01

### Highest Avg. Yards Per Play

FAU		
9.2	UAB	09/06/08
8.6	ULL	11/15/09
Opponent		
9.4	Louisville	10/01/05
8.4	Minnesota	09/17/05

### Lowest Avg. Yards Per Play

FAU		
1.8	Eastern Illinois	11/16/02
2.1	USF	08/30/02
2.1	Slippery Rock	09/01/01
Opponent		
1.4	Jacksonville	10/13/01
3.1	Albany	11/17/01
3.1	Siena	11/15/03

## INTERCEPTIONS

### Most Defensive Interceptions

FAU		
5	Illinois State	11/20/04
5	Arkansas State	10/28/06
Opponent		
5	FIU	11/06/05
4	ULM	08/22/05
4	Minnesota	09/20/08
Both Teams		
7	ULM	08/22/05
6	FIU	11/06/05
6	Arkansas State	10/28/06

### Most Interception Yards Returned

FAU		
188	Bethune-Cookman	09/07/02
165	Illinois State	11/20/04
Opponent		
205	FIU	11/06/05
107	Minnesota	09/20/08
Both Teams		
205	FIU	11/06/05
165	Illinois State	11/20/04

## FUMBLES

### Most Fumbles Committed

FAU		
6	St. Mary's	10/20/01
4	Five Times	11/20/04
Opponent		
9	Albany	11/17/01
6	Three Times	09/20/08
Both Teams		
12	St. Mary's	10/20/02
9	Troy State	10/26/02
9	Albany	11/17/01

### Most Fumbles Lost

FAU 4	Nicholls State	10/05/02
4	Oklahoma State	09/08/05
Opponent		
4	Bethune-Cookman	09/08/01
4	Albany	11/13/01
Both Teams		
6	Clemson	09/02/06
5	Nicholls State	10/05/02
5	Troy State	10/26/02

### Most Fumble Return Yards

FAU		
107	Nicholls State	10/05/02
107	Bethune-Cookman	09/08/01
47	Valdosta	09/06/03
Opponent		
47	Valdosta State	09/06/03
39	Eastern Illinois	11/10/01
Both Teams		
107	Bethune-Cookman	09/08/01
47	Valdosta	09/06/03

## TURNOVERS

### Most Turnovers

FAU		
5	ULL	10/18/06
4	Five Times	09/06/03
Opponent		
7	Illinois State	11/20/04
5	Edward Waters	11/27/04
Both Teams		
9	Edward Waters	11/27/04
8	ULM	08/22/05
8	ULL	10/10/06

## PENALTIES

### Most Penalties

FAU		
14	UCF	09/13/03
12	Three Times	09/06/03
Opponent		
17	UCF	09/13/03
16	Bethune-Cookman	11/17/01
16	Bethune-Cookman	11/29/03
Both Teams		
31	UCF	09/13/03
25	Bethune-Cookman	09/08/01

### Fewest Penalties

FAU		
2	Eastern Illinois	11/16/02
2	Eastern Illinois	12/26/08
Opponent		
1	Northern Colorado	10/16/04
2	Northern Arizona	12/06/03
Both Teams		
7	Eastern Illinois	11/16/02
7	CMU	12/26/08

### Most Yards Penalized

FAU		
140	UCF	09/13/03
136	ULM	10/25/08
Opponent		
145	UCF	09/13/03
143	Texas State	10/04/03
Both Teams		
285	UCF	09/13/03
238	New Mexico State	11/13/04

### Fewest Yards Penalized

FAU		
15	Eastern Illinois	11/16/02
25	CMU	12/26/08
Opponent		
10	Northern Colorado	10/16/04
15	Minnesota	08/17/05
Both Teams		
44	Eastern Illinois	11/16/02
56	Siena	11/15/03

### Fewest Yards Penalized

FAU		
15	Eastern Illinois	11/16/02
25	CMU	12/26/08
Opponent		
10	Northern Colorado	10/16/04
15	Minnesota	08/17/05
Both Teams		
44	Eastern Illinois	11/16/02
56	Siena	11/15/03

## SCORING

### Most Points

FAU		
57	Eastern Illinois	11/16/02
57	FIU	11/29/08
51	Siena	11/15/03
Opponent		
61	Connecticut	11/02/02
61	Louisville	10/01/05
Both Teams		
108	FIU	11/29/08
75	Connecticut	11/02/02

### Fewest Points

FAU		
0	St. Peter's	10/27/01
0	Arkansas State	10/22/05
0	Kansas St.	09/09/06
Opponent		
0	Florida International	11/25/06
0	Illinois State	11/20/04
3	Siena	11/15/03
3	Arkansas State	10/22/05
Both Teams		
3	Arkansas State	10/22/05
19	St. Peter's	10/27/01
19	Youngstown State	9/20/03



## FLORIDA ATLANTIC UNIVERSITY

### Most Decisive Win

48	Siena	11/15/03
34	Edward Waters	11/27/04

### Most Decisive Loss

51	Louisville	10/01/05
48	Kansas St.	09/09/06
47	Connecticut	11/02/02

### Most Points in a Loss

FAU		
29	UCF	09/13/03
24	Colgate	12/13/03

### Opponent

28	Bethune-Cookman	09/08/01
28	Hawaii	09/04/04
3.1	Albany	11/17/01
3.1	Siena	11/15/03

### Most Touchdowns

FAU		
7	Siena	11/15/03
7	Edward Waters	11/27/04

### Opponent

8	Connecticut	11/02/02
8	Louisville	10/01/05

### Most Points, First Quarter

FAU		
21	Siena	11/15/03
20	Albany	11/17/01

### Opponent

21	Eastern Illinois	11/10/01
21	Connecticut	11/02/02

### Both Teams

28	Gardner-Webb	11/01/03
24	Memphis	12/21/07

### Most Points, Second Quarter

FAU		
23	Siena	11/15/03
21	FIU	11/22/03
21	Edward Waters	11/27/04

### Opponent

27	Eastern Illinois	11/16/02
21	Connecticut	11/02/02

### Both Teams

28	UCF	09/13/03
27	Eastern Illinois	11/16/02

### Most Points, Third Quarter

FAU		
21	Middle Tennessee	9/18/04
21	Edward Waters	11/27/04

### Opponent

27	Louisville	10/01/05
21	FIU	11/26/05

### Both Teams

28	Connecticut	11/02/02
27	Gardner-Webb	11/03/01

### Most Points, Fourth Quarter

FAU		
28	FIU	11/29/08
21	Louisiana-Lafayette	10/06/05

### Opponent

28	FIU	11/29/08
24	Bethune-Cookman	09/07/02

### Both Teams

56	FIU	11/29/08
31	UCF	09/13/03

### Most Points, First Half

FAU		
44	Siena	11/15/03
30	Memphis	12/21/07

### Opponent

42	Connecticut	11/02/02
41	Eastern Illinois	11/16/02

### Both Teams

50	Memphis	12/21/07
45	Gardner-Webb	11/01/03

### Most Points, Second Half

FAU		
43	FIU	11/29/08
28	Edward Waters	11/27/04

### Opponent

41	Louisville	10/01/05
34	FIU	11/29/08

### Both Teams

77	FIU	11/29/08
46	Northern Arizona	12/06/03

### Most Field Goals Made

FAU		
3	Bethune-Cookman	11/29/03
3	Northern Colorado	10/16/04
3	Hawaii	09/04/04

### Opponent

3	Eight times	11/29/08
---	-------------	----------

### Both Teams

4	Nine times	11/29/08
---	------------	----------

### Most Field Goal Attempts

FAU		
3	10 Times	11/29/03

### Opponent

5	James Madison	09/14/02
4	Florida International	11/22/03

### Both Teams

6	James Madison	09/14/02
6	Florida International	12/04/04

### Most Points

FAU		
11	Troy State	10/26/02
11	Eastern Illinois	11/16/02

### Opponent

10	Middle Tennessee	08/28/03
10	Michigan State	09/13/08

### Both Teams

20	Michigan State	09/13/08
18	Middle Tennessee	08/28/03
18	Illinois State	09/27/03

### Most Yards Punted

FAU		
380	Eastern Illinois	11/16/02
375	Middle Tennessee	08/28/03

### Opponent

408	Michigan State	09/13/08
348	Middle Tennessee	09/28/03

### Both Teams

773	Michigan State	09/13/08
723	Middle Tennessee	8/28/03

### Fewest Punts

FAU		
0	Siena	11/15/03
1	UAB	09/06/09
1	ULM	10/25/08

### Opponent

0	Clemson	09/02/06
1	Three Times	

### Both Teams

6	Siena	11/15/03
6	FIU	11/22/03
6	Texas State	10/09/04
6	Clemson	09/02/06
6	North Texas	11/18/06

### Fewest Yards

FAU		
0	Siena	11/15/03
0	Clemson	09/02/06

### Opponent

32	Minnesota	09/17/05
60	Louisville	10/01/05

### Both Teams

119	UAB	09/06/08
133	ULM	10/25/08

### Most Punts Blocked By

FAU		
1	17 Times	09/02/06

### Opponent

3	Florida A&M	10/30/04
2	Troy	10/26/02

### Both Teams

3	Troy	10/26/02
3	Florida A&M	10/30/04

### Highest Avg. Punt (min 3 punts)

FAU		
47.3	Middle Tennessee	9/18/04
46.9	Middle Tennessee	8/28/03

### Opponent

51.6	Florida A&M	10/30/04
49.2	Oklahoma State	09/16/06
49.2	Northern Colorado	10/18/03

### Both Teams

3	Troy	10/26/02
3	Florida A&M	10/30/04

### Opponent

6	Kansas	09/03/05
6	Louisville	10/01/05

### Both Teams

12	Albany	11/17/01
10	Morris Brown	11/09/02
10	Troy	11/06/04

### Opponent

6	Kansas	09/03/05
6	Louisville	10/01/05

### Both Teams

12	Albany	11/17/01
10	Morris Brown	11/09/02
10	Troy	11/06/04

### Opponent

89	Slippery Rock	09/01/01
83	Troy	11/06/04

### Both Teams

178	Albany	11/17/01
113	Troy	11/06/04

## PUNTING

## PUNT RETURNS

# BACK-TO-BACK BOWL CHAMPIONS 2007 & 2008



HISTORY

### Fewest Yards Returned

FAU		
-3	Central Michigan	12/26/08
-1	Two Times	11/03/01
Opponent		
-6	Middle Tennessee	09/18/04
-5	North Texas	11/18/06
-3	Florida A&M	10/30/04
-3	Arkansas State	10/28/06
Both Teams		
0	St. Peter's	10/27/01
0	FIU	11/26/05

### Highest Avg. Returned (min 3 returns)

FAU		
26.0	Albany	11/17/01
21.3	Florida A&M	10/30/04
Opponent		
22	Bethune-Cookman	09/08/01
21	South Florida	08/29/02

## KICKOFF RETURNS

### Most Kickoff Returns

FAU		
10	Louisville	10/01/05
8	Three Times	11/03/01
Opponent		
8	Memphis	12/21/07
8	UAB	09/06/08
8	North Texas	11/08/08
Both Teams		
16	Arkansas State	10/28/06
16	FIU	11/29/08
15	UAB	09/06/08

### Fewest Kickoff Returns

FAU		
0	North Texas	11/12/05
1	Six Times	11/03/01
Opponent		
0	Middle Tennessee	08/28/03
0	New Mexico State	11/13/04
0	ULL	10/18/06
Both Teams		
0	ULL	10/18/06
2	Arkansas State	10/22/05

### Most Yards Returned

FAU		
182	Marist	09/22/01
182	Memphis	12/21/07
Opponent		
166	Hawaii	09/04/04
154	Southern Utah	10/12/06
Both Teams		
335	Memphis	12/21/07
307	Hawaii	09/04/04

### Fewest Yards Returned

FAU		
0	North Texas	11/12/05
0	ULL	11/01/06
Opponent		
0	New Mexico State	11/13/04
0	ULL	11/01/06
Both Teams		
0	ULL	11/01/06
30	New Mexico State	11/13/04

## COMBINED RETURN YARDS (KICK AND PUNT)

### Most Yards Returned

FAU		
240	Illinois State	11/20/04
219	Gardner-Webb	11/03/01
Opponent		
322	Bethune-Cookman	09/08/01
283	Clemson	09/02/06
Both Teams		
416	Florida A&M	10/30/04
393	Bethune-Cookman	09/07/02
	Clemson	09/02/06

### Fewest Yards Returned

FAU		
4	FIU	12/04/04
26	Nicholls State	10/11/03
Opponent		
11	Northern Colorado	10/18/03
25	Middle Tennessee	08/28/03
Both Teams		
59	Florida A&M	10/30/04
64	Arkansas State	10/22/05
	FIU	12/04/04

### Highest Avg. Return (min. 4)

FAU		
43.5	Bethune-Cookman	09/08/01
31.3	Middle Tennessee	11/04/06
Opponent		
29.3	Bethune-Cookman	09/07/02
21.8	USF	08/29/02

### Lowest Avg. Return (min. 4)

FAU		
4.3	Texas State	10/04/03
6.6	Nicholls State	10/11/03
Opponent		
2.8	Northern Colorado	10/18/03
3.5	Middle Tennessee	08/28/03

## THIRD DOWNS

### Most Third Down Attempts

FAU		
20	Hawaii	09/04/04
18	Minnesota	09/17/05
18	FIU	11/29/08
Opponent		
21	Colgate	12/13/03
19	Middle Tennessee State	10/15/05
19	UAB	09/06/08
19	FIU	11/29/08
Both Teams		
37	FIU	11/29/08
35	Hawaii	09/04/04
34	James Madison	09/14/02

### Fewest Third Down Attempts

FAU		
8	ULL	11/15/08
10	ULM	09/30/06
10	Nicholls State	10/5/02
10	Memphis	12/21/07
Opponent		
7	Minnesota	09/20/08
8	Middle Tennessee	11/04/06

### Most Third Down Conversions

FAU		
11	Hawaii	09/04/04
10	FIU	12/04/04
Opponent		
14	Colgate	12/13/03
12	UCF	09/13/03
Both Teams		
16	Florida A&M	10/30/04
20	Colgate	12/13/03
16	Seven Times	09/02/06

### Fewest Third Down Conversions

FAU		
0	Troy State	10/26/02
1	Albany	11/17/01
1	Oklahoma State	09/08/05
Opponent		
1	Four Times	09/13/03
Both Teams		
4	ULM	10/23/04
5	Troy State	10/26/02
5	Oklahoma State	09/08/05
5	Michigan State	09/13/08

### Highest Third Down Conversion %

FAU		
70.0	UAB	09/06/08
64.3	FIU	11/25/05
Opponent		
68.8	FIU	11/26/05
66.6	Colgate	12/13/03
66.6	Central Florida	09/13/03

### Lowest Third Down Conversion %

FAU		
0	Troy State	10/26/02
8.3	Albany	11/17/01
Opponent		
7.1	ULL	10/18/06
7.7	Jacksonville	10/13/01

## FOURTH DOWNS

### Most Fourth Down Attempts

FAU		
7	Kansas State	09/09/06
4	Middle Tennessee	11/04/06
4	ULM	10/23/04
Opponent		
6	Edward Waters	11/27/04
4	Eight Times	
Both Teams		
8	Kansas State	09/09/06
7	Edward Waters	11/27/04
6	Gardner-Webb	11/03/01
6	New Mexico State	11/13/04



## FLORIDA ATLANTIC UNIVERSITY

### Most Fourth Down Conversions

FAU		
3	Kansas State	09/09/06
3	Middle Tennessee	11/04/06
Opponent	ULM	10/23/04
4	Edward Waters	11/27/04
3	St. Mary's	10/20/01
3	UAB	09/06/08
3	Troy	10/09/08
Both Teams		
4	Edward Waters	11/27/04
4	Kansas State	09/09/06
4	UAB	09/06/08

### Highest Fourth Down Conversion % (min. 2 att.)

FAU		
100	Morris Brown	11/09/02
100	UCF	09/13/03
100	Kansas	09/03/05
100	Memphis	12/21/07
100	Troy	10/07/08
100	North Texas	11/08/08
Opponent		
100	Nicholls State	10/11/03
75.0	St. Mary's	10/20/01

### Longest Time of Possession

FAU		
37:43	Siena	11/15/03
36:55	Texas State	10/04/03
Opponent		
42:42	Colgate	12/13/03
41:15	Middle Tennessee	10/15/05

## OPPONENTS' INDIVIDUAL HIGHS RUSHING

### Most Attempts

45	Jamaal Branch	12/13/03	(Colgate)
----	---------------	----------	-----------

### Most Yards Gained

310	J.R. Taylor	11/16/02	(Eastern Illinois)
-----	-------------	----------	--------------------

### Average Per Carry (Min 10)

11.3	Michael Bush	10/01/05	(Louisville)
------	--------------	----------	--------------

### Most Rushing Touchdowns

4	J.R. Taylor	11/16/02	(Eastern Illinois)
4	Eugene Gross	10/15/05	(Middle Tennessee)

### Longest TD Run

79	J.R. Taylor	11/10/01	(Eastern Illinois)
----	-------------	----------	--------------------

## RECEIVING

### Most Receptions

13	Chad Owens	09/04/04	(Hawaii)
----	------------	----------	----------

### Most Receiving Yards

228	Vincent Jackson	10/16/04	(N. Colorado)
-----	-----------------	----------	---------------

### Longest Reception

86	William Andrews	11/03/01	(Gardner-Webb)
----	-----------------	----------	----------------

### Most Touchdown Receptions

5	Sidney Rice	09/23/06	(South Carolina)
---	-------------	----------	------------------

## PASSING

### Most Attempts

66	Timmy Chang	09/04/04	(Hawaii)
----	-------------	----------	----------

### Most Completions

38	Timmy Chang	09/04/04	(Hawaii)
----	-------------	----------	----------

### Highest Completion % (min. 20 att.)

77.3	Tony Romo	(Eastern Illinois)	11/16/02
------	-----------	--------------------	----------

### Longest Pass

86	Jeremy Martin	11/03/01	(Gardner-Webb)
----	---------------	----------	----------------

### Most Yards

497	Ryan Schneider	09/13/03	(UCF)
-----	----------------	----------	-------

### Most TD Passes

5	Syvelle Newton	09/23/06	(South Carolina)
---	----------------	----------	------------------

### Most Interceptions

3	Chris Harris	10/23/04	(ULM)
---	--------------	----------	-------

## PUNTS

### Most Punts

9	Colby Smith	08/28/03	(Middle Tennessee)
---	-------------	----------	--------------------

### Most Yards Punting

408	Aaron Bates	09/13/08	(Michigan State)
-----	-------------	----------	------------------

### Highest Average (Min 2)

51.6	Matt Fodge	09/16/06	(Oklahoma State)
------	------------	----------	------------------

### Longest Punt

76	Joel Stelly	10/23/04	(ULM)
----	-------------	----------	-------

## PUNT RETURNS

### Most Returns

6	Frank Cutolo	11/10/01	(Eastern Illinois)
6	Charles Gordon	09/03/0	(Kansas)

### Most Return Yards

94	J. Ford	(Clemson)	09/02/06
----	---------	-----------	----------

### Highest Avg Return (Min 2)

47.0	J. Ford	(Clemson)	09/02/06
------	---------	-----------	----------

### Longest Return

94	J. Ford	(Clemson)	09/02/06
----	---------	-----------	----------

## KICKOFF RETURNS

### Most Returns

8	M. Granberry	12/21/07	(Memphis)
---	--------------	----------	-----------

### Most Returns Yards

153	M. Granberry	12/21/07	(Memphis)
-----	--------------	----------	-----------

### Highest Avg Return (Min 3)

41.7	Dustin Wilson	11/17/01	(Albany)
------	---------------	----------	----------

### Longest Return

51	Dustin Wilson	11/17/01	(Albany)
----	---------------	----------	----------



HISTORY

## INDIVIDUAL SEASON RECORDS RUSHING

RUSHING YARDS		
1014	Charles Pierre (161-1014)	2008
896	Doug Parker (227-896)	2004
782	Charles Pierre (170-782)	2007
779	Anthony Jackson (151-779)	2003
756	Charles Pierre (207-756)	2006

RUSHING ATTEMPTS		
227	Doug Parker (227-896)	2004
207	Charles Pierre (207-756)	2006
170	Charles Pierre (170-782)	2007
161	Charles Pierre (161-1014)	2008
158	Doug Parker (158-572)	2001

RUSHING TDS		
8	Doug Parker	2001
8	Charles Pierre	2008
8	Doug Parker	2004
7	Charles Pierre	2007
7	Anthony Jackson	2003

AVERAGE YARDS/RUSH (minimum 20 attempts)		
6.30	Charles Pierre (161-1014)	2008
5.29	Willie Rose (63-333)	2007
5.16	Anthony Jackson (151-779)	2003
5.04	DiIvory Edgecomb (93-469)	2008
4.89	Willie Rose (63-308)	2008

RUSHING YARDS/GAME (minimum 5 games)		
78.0	Charles Pierre (13 games)	2008
74.7	Doug Parker (12 games)	2004
63.0	Charles Pierre (12 games)	2006
60.2	Charles Pierre (13 games)	2007
57.2	Doug Parker (10 games)	2001

## PASSING (SEASON)

PASS ATTEMPTS		
479	Rusty Smith (281-479-9)	2007
435	Rusty Smith (234-435-14)	2008
346	Jared Allen (218-346-9)	2003
291	Jared Allen (177-291-8)	2004
225	Danny Embick (120-225-10)	2005

PASS COMPLETIONS		
281	Rusty Smith (281-479-9)	2007
234	Rusty Smith (234-435-14)	2008
218	Jared Allen (218-346-9)	2003
177	Jared Allen (177-291-8)	2004
120	Danny Embick (120-225-10)	2005

PASSING YARDS		
3688	Rusty Smith (281-479-9)	2007
3224	Rusty Smith (234-435-14)	2008
3003	Jared Allen (218-346-9)	2003
2554	Jared Allen (177-291-8)	2004
1531	Danny Embick (120-225-10)	2005

PASSING TDS		
32	Rusty Smith	2007
24	Rusty Smith	2008
24	Jared Allen	2003
13	Jared Allen	2004
11	Danny Embick	2005

PASSES HAD INTERCEPTED		
14	Rusty Smith (234-435-14)	2008
10	Danny Embick (120-225-10)	2005
9	Jared Allen (218-346-9)	2003
9	Rusty Smith (281-479-9)	2007
8	Jared Allen (177-291-8)	2004
8	Rusty Smith (108-194-8)	2006

PASS COMPLETION PCT (minimum 200 attempts)		
63.0	Jared Allen (218-346-9)	2003
60.8	Jared Allen (177-291-8)	2004
58.7	Rusty Smith (281-479-9)	2007
53.8	Rusty Smith (234-435-14)	2008
53.3	Danny Embick (120-225-10)	2005

PASS EFFICIENCY (minimum 200 attempts)		
153.6	Jared Allen (218-346-9)	2003
143.8	Jared Allen (177-291-8)	2004
141.6	Rusty Smith (281-479-9)	2007
127.8	Rusty Smith (234-435-14)	2008
117.7	Danny Embick (120-225-10)	2005

AVERAGE YARDS/PASS (minimum 200 attempts)		
8.8	Jared Allen (177-291-8)	2004
8.7	Jared Allen (218-346-9)	2003
7.7	Rusty Smith (281-479-9)	2007
7.4	Rusty Smith (234-435-14)	2008
6.8	Danny Embick (120-225-10)	2005

AVERAGE YARDS/COMPLETION (minimum 200 attempts)		
14.4	Jared Allen (177-291-8)	2004
13.8	Rusty Smith (234-435-14)	2008
13.8	Jared Allen (218-346-9)	2003
13.1	Rusty Smith (281-479-9)	2007

PASSING YARDS/GAME (minimum 5 games)		
283.7	Rusty Smith (13 games)	2007
248.0	Rusty Smith (13 games)	2008
214.5	Jared Allen (14 games)	2003
212.8	Jared Allen (12 games)	2004
170.1	Danny Embick (9 games)	2005

### CONSECUTIVE PASS ATTEMPTS WITHOUT AN INTERCEPTION

Jared Allen	161	2003
Rusty Smith	129	2007
Jared Allen	102	2004
Jared Allen	87	2002
Rusty Smith	73	2007
Rusty Smith	70	2007
Rusty Smith	68	2007
Jared Allen	62	2004
Jared Allen	59	2002
Jared Allen	53	2001

## RECEIVING (SEASON)

PASS RECEPTION YARDS		
1134	Anthony Crissinger-Hill (74-1134)	2003
1082	Cortez Gent (64-1082)	2007
935	Cortez Gent (60-935)	2008
825	Jason Harmon (63-825)	2007
772	Roosevelt Bynes (47-772)	2003

PASS RECEPTIONS		
74	Anthony Crissinger-Hill (74-1134)	2003
64	Cortez Gent (64-1082)	2007
63	Jason Harmon (63-825)	2007
60	Cortez Gent (60-935)	2008
47	Roosevelt Bynes (47-772)	2003

PASS RECEPTION TDS		
9	Anthony Crissinger-Hill	2003
9	Cortez Gent	2008
9	Roosevelt Bynes	2003
9	Cortez Gent	2007
7	Willie Rose	2007
5	Anthony Crissinger-Hill	2004
5	Jason Harmon	2007

AVERAGE YARDS/CATCH (minimum 20 receptions)		
23.22	Roosevelt Bynes (27-627)	2004
20.30	Thomas Parker (20-406)	2001
20.14	Thomas Parker (29-584)	2005
19.18	Chris Bonner (22-422)	2008
18.47	Brittney Tellis (38-702)	2002

RECEPTIONS/GAME (minimum 10 games)		
5.33	Cortez Gent (12 games)	2007
5.29	Anthony Crissinger-Hill (14 games)	2003
4.85	Jason Harmon (13 games)	2007
4.62	Cortez Gent (13 games)	2008
3.46	Jamari Grant (13 games)	2008

MOST GAMES 75+ YARDS RECEIVING SEASON		
Anthony Crissinger-Hill	7	2003
Cortez Gent	6	2007
Anthony Crissinger-Hill	5	2004
Roosevelt Bynes	5	2003
Jason Harmon	4	2007
Jamari Grant	4	2008
Cortez Gent	4	2008



## FLORIDA ATLANTIC UNIVERSITY

### TOTAL OFFENSE (SEASON)

#### TOTAL OFFENSE YARDS

3572	Rusty Smith (518-3572)	2007
3142	Rusty Smith (472-3142)	2008
2827	Jared Allen (429-2827)	2003
2541	Jared Allen (354-2541)	2004
1759	Danny Embick (314-1759)	2005

#### TDS RESPONSIBLE FOR

34	Rusty Smith	2007
26	Rusty Smith	2008
24	Jared Allen	2003
15	Jared Allen	2004
13	Danny Embick	2005
10	Cortez Gent	2008

#### TOTAL OFFENSE/GAME (minimum 5 games)

274.8	Rusty Smith (13 games)	2007
241.7	Rusty Smith (13 games)	2008
211.8	Jared Allen (12 games)	2004
201.9	Jared Allen (14 games)	2003
195.4	Danny Embick (9 games)	2005

#### TOTAL OFFENSE/PLAY (minimum 50 plays)

7.62	Danny Embick (50-381)	2003
7.18	Jared Allen (354-2541)	2004
6.90	Rusty Smith (518-3572)	2007
6.79	Danny Embick (98-665)	2004
6.66	Rusty Smith (472-3142)	2008

#### ALL PURPOSE YARDS

1761	DiIvory Edgecomb	2007
1276	Anthony Jackson	2003
1193	DiIvory Edgecomb	2008
1134	Anthony Crissinger-Hill	2003
1082	Cortez Gent	2007
1040	Doug Parker	2004
1019	Charles Pierre	2008

#### ALL PURPOSE YARDS/GAME (minimum 10 games)

146.8	DiIvory Edgecomb (12 games)	2007
99.7	Anthony Jackson (10 games)	2001
91.8	DiIvory Edgecomb (13 games)	2008
91.1	Anthony Jackson (14 games)	2003
90.2	Cortez Gent (12 games)	2007

### SCORING (SEASON)

#### TOTAL POINTS SCORED

101	Warley Leroy (44 PAT, 19 FG)	2007
90	Mark Myers (30 PAT, 20 FG)	2004
84	Mark Myers (48 PAT, 12 FG)	2003
64	Warley Leroy (34 PAT, 10 FG)	2008
56	Roosevelt Bynes (9 TD, 1 PAT)	2003

#### TOUCHDOWNS SCORED

9	Doug Parker (8 rush, 1 rcv)	2001
9	Doug Parker (8 rush, 1 rcv)	2004
9	Cortez Gent (9 rcv)	2007
9	Cortez Gent (9 rcv)	2008
9	Anthony Crissinger-Hill (9 rcv)	2003
9	Roosevelt Bynes (9 rcv)	2003

### EXTRA POINTS (SEASON)

#### PAT KICKS MADE

48	Mark Myers (48-49)	2003
44	Warley Leroy (44-46)	2007
34	Warley Leroy (34-37)	2008
30	Mark Myers (30-32)	2004

#### PAT KICKS ATTEMPTED

49	Mark Myers (48-49)	2003
46	Warley Leroy (44-46)	2007
37	Warley Leroy (34-37)	2008
32	Mark Myers (30-32)	2004
22	Mark Myers (17-22)	2002
20	Warley Leroy (18-20)	2006

#### PAT KICK PCT (minimum 15 attempts)

98.0	Mark Myers (48-49)	2003
95.7	Warley Leroy (44-46)	2007
93.8	Mark Myers (30-32)	2004
91.9	Warley Leroy (34-37)	2008
90.0	Warley Leroy (18-20)	2006
77.3	Mark Myers (17-22)	2002

### FIELD GOALS (SEASON)

#### FIELD GOALS MADE

20	Mark Myers (20-28)	2004
19	Warley Leroy (19-27)	2007
12	Mark Myers (12-15)	2003
10	Warley Leroy (10-13)	2008
9	Mark Myers (9-12)	2002
9	Warley Leroy (9-14)	2006

#### FIELD GOALS ATTEMPTED

28	Mark Myers (20-28)	2004
27	Warley Leroy (19-27)	2007
15	Mark Myers (12-15)	2003
14	Warley Leroy (9-14)	2006
13	Warley Leroy (10-13)	2008
12	Mark Myers (9-12)	2002

#### FIELD GOAL PCT (minimum 10 attempts)

80.0	Mark Myers (12-15)	2003
76.9	Warley Leroy (10-13)	2008
71.4	Mark Myers (20-28)	2004
70.4	Warley Leroy (19-27)	2007

#### MOST CONSECUTIVE FIELD GOALS MADE

Mark Myers	7	2003
Warley Leroy	6	2007
Warley Leroy	5	2008
Mark Myers	3	2002

### PUNTING (SEASON)

#### PUNT YARDS

2899	Andy Rosas (75-2899)	2003
2797	Mike Brown (72-2797)	2005
2734	Andy Rosas (70-2734)	2002
2375	Keegan Peterson (62-2375)	2008
2346	Mike Brown (56-2346)	2004
2233	Mike O'Neill (60-2233)	2006
2080	Andy Rosas (54-2080)	2001

#### PUNT ATTEMPTS

75	Andy Rosas (75-2899)	2003
72	Mike Brown (72-2797)	2005
70	Andy Rosas (70-2734)	2002
62	Keegan Peterson (62-2375)	2008
60	Mike O'Neill (60-2233)	2006

#### PUNTS HAD BLOCKED

5	Andy Rosas (70-2734)	2002
2	Mike Brown (72-2797)	2005
2	Keegan Peterson (62-2375)	2008

#### AVERAGE YARDS/PUNT (minimum 5 attempts)

41.89	Mike Brown (56-2346)	2004
40.17	Keegan Peterson (40-1607)	2007
39.06	Andy Rosas (70-2734)	2002
38.85	Mike Brown (72-2797)	2005
38.65	Andy Rosas (75-2899)	2003

#### MOST PUNTS INSIDE 20

Andy Rosas	22	2003
Keegan Peterson	20	2008
Mike Brown	18	2005
Mike Brown	16	2004
Mike O'Neill	14	2006
Andy Rosas	13	2001
Andy Rosas	11	2002
Mickey Groody	10	2007
Keegan Peterson	6	2007

### PUNT RETURNS (SEASON)

#### PUNT RETURN YARDS

310	Brittney Tellis (35-310)	2004
233	Brittney Tellis (17-233)	2001
201	Frantz Simeon (15-201)	2006
199	Tavious Polo (21-199)	2008
166	Matt Prudenti (27-166)	2003

HISTORY

# BACK-TO-BACK BOWL CHAMPIONS 2007 & 2008



HISTORY

## PUNT RETURNS

35	Brittney Tellis (35-310)	2004
27	Matt Prudenti (27-166)	2003
21	Tavious Polo (21-199)	2008
20	Brittney Tellis (20-124)	2002
18	Tavious Polo (18-51)	2007
17	Brittney Tellis (17-233)	2001
15	Frantz Simeon (15-201)	2006

## PUNT RETURN TDS

1	Tyrone Higgins	2002
1	Ertwyn Henry	2003
1	Todd Poitier	2001
1	Brittney Tellis	2001
1	Casey McGahee	2003

## AVERAGE YARDS/PUNT RETURN (minimum 20 attempts)

13.71	Brittney Tellis (17-233)	2001
9.48	Tavious Polo (21-199)	2008
8.86	Brittney Tellis (35-310)	2004
6.20	Brittney Tellis (20-124)	2002
6.15	Matt Prudenti (27-166)	2003

## KICK RETURNS (SEASON)

### KICK RETURN YARDS

1155	DiIvory Edgecomb (48-1155)	2007
739	Anthony Jackson (30-739)	2001
626	DiIvory Edgecomb (30-626)	2008
467	Anthony Jackson (18-467)	2003
345	Kris Bartels (16-345)	2006

### KICK RETURNS

48	DiIvory Edgecomb (48-1155)	2007
30	Anthony Jackson (30-739)	2001
30	DiIvory Edgecomb (30-626)	2008
18	Anthony Jackson (18-467)	2003
17	Jeff Blanchard (17-331)	2008

## KICK RETURN TDS

### AVERAGE YARDS/KICK RETURN (minimum 15 attempts)

25.94	Anthony Jackson (18-467)	2003
24.63	Anthony Jackson (30-739)	2001
24.06	DiIvory Edgecomb (48-1155)	2007
21.27	Anthony Jackson (11-234)	2002
20.87	DiIvory Edgecomb (30-626)	2008

## INTERCEPTION RETURNS (SEASON)

### INTERCEPTION RETURN YARDS

147	Willie Hughley (3-147)	2002
123	Willie Hughley (5-123)	2003
117	Corey Small (5-117)	2007
116	Willie Hughley (6-116)	2004

## INTERCEPTIONS

7	Tavious Polo (7-17)	2007
6	Willie Hughley (6-116)	2004
5	Willie Hughley (5-123)	2003
5	Corey Small (5-117)	2007
5	Quincy Skinner (5-41)	2003
5	Taheem Acevedo (5-31)	2007

## INTERCEPTION RETURN TDS

2	Willie Hughley	2003
1	six with one	

## FUMBLE RETURNS (SEASON)

### FUMBLE RETURN YARDS

107	Taurian Osborne (1-107)	2001
49	Johnnie Sloan (2-49)	2003
34	Michael Hancock (1-34)	2008
25	Willie Hughley (1-25)	2003

### FUMBLE RETURNS

2	Johnnie Sloan (2-49)	2003
1	nine with one	

### FUMBLE RETURN TDS

1	Quentin Swain	2003
1	Johnnie Sloan	2003
1	Taurian Osborne	2001
1	Lee Pasick	2002

## RETURNS FOR TOUCHDOWNS

Player	Type	Yds	
Taurian Osborne	F	99	Bethune-Cookman 09/08/01
Willie Hughley	Int	87	James Madison 09/14/02
Brittney Tellis	P	75	Albany 11/17/01
Willie Hughley	Int	63	Northern Colorado 12/06/03
Johnnie Sloan	F	46	Nicholls State 10/11/03
Lee Pasick	F	14	FIU 11/23/02
Ertwyn Henry	Bk	14	Siena 11/15/03
Quentin Swain	F	3	FIU 11/22/03
Tyrone Higgins	P	0	Bethune-Cookman 09/07/02
Taurian Osborne	P	0	Slippery Rock 09/01/01
Taurian Osborne	P	0	Middle Tennessee 08/28/03
Troy Pindell	I	40	Edward Waters 11/27/04
Kris Bartels	I	39	ULM 09/22/05
Corey Small	I	25	FIU 11/29/08

## DEFENSE (SEASON)

### TOTAL TACKLES

154	Frantz Joseph (81-73)	2008
131	Frantz Joseph (64-67)	2007
118	Cergille Sincere (64-54)	2007
104	Quentin Swain (52-52)	2003
103	Corey Small (82-21)	2007
102	Greg Joseph (53-49)	2008

## UNASSISTED TACKLES

82	Corey Small (82-21)	2007
81	Frantz Joseph (81-73)	2008
64	Cergille Sincere (64-54)	2007
64	Frantz Joseph (64-67)	2007
55	Corey Small (55-28)	2008

## ASSISTED TACKLES

73	Frantz Joseph (81-73)	2008
67	Frantz Joseph (64-67)	2007
54	Cergille Sincere (64-54)	2007
52	Quentin Swain (52-52)	2003
49	Greg Joseph (53-49)	2008

## TACKLES FOR LOSS

12.5	Frantz Joseph (8-9/26)	2007
12.5	Johnnie Sloan (7-11/34)	2003
11.5	Josh Pinnick (10-3/46)	2006
11.5	Chris Laskowski (10-3/57)	2004
10.5	Shomari Earls (9-3/36)	2004
10.0	Tyrone Higgins (7-6/29)	2003

## YARDS FROM TACKLES FOR LOSS

57	Chris Laskowski (10-3/57)	2004
51	William Gray (7-0/51)	2003
46	Josh Pinnick (10-3/46)	2006
39	Michael Hancock (5-5/39)	2008
36	Shomari Earls (9-3/36)	2004
36	Chris Laskowski (8-3/36)	2002
36	William Gray (4-2/36)	2002

## QUARTERBACK SACKS

6.0	Michael Hancock (4-4/33)	2008
5.0	William Gray (5-0/43)	2003
5.0	Josh Pinnick (5-0/36)	2006
4.0	Ramon Rickards (3-2/26)	2004
4.0	Ramon Rickards (3-2/25)	2002
4.0	Ramon Rickards (3-2/22)	2003
4.0	Johnnie Sloan (2-4/16)	2003
4.0	Danny Hernandez (4-0/9)	2001
4.0	William Gray (3-2/35)	2002

## YARDS FROM SACKS

43	William Gray (5-0/43)	2003
36	Josh Pinnick (5-0/36)	2006
35	William Gray (3-2/35)	2002
33	Michael Hancock (4-4/33)	2008
26	Randy Hunter (2-0/26)	2006
26	Ramon Rickards (3-2/26)	2004
25	Robert St. Clair (2-2/25)	2007
25	Ramon Rickards (3-2/25)	2002

# FLORIDA ATLANTIC UNIVERSITY

## INDIVIDUAL CAREER RECORDS

### RUSHING (CAREER)

RUSHING YARDS			
3069	Charles Pierre (683-3069)		2004-08
1981	Doug Parker (519-1981)	2001, 03-04	
1349	Anthony Jackson (303-1349)		2001-04
1082	Daveon Barron (295-1082)		2002-04
954	DiIvory Edgecomb (238-954)	2005, 07-08	
816	Aaron Sanchez (206-816)		2002-06
672	Willie Rose (134-672)		2006-08
455	B.J. Manley (125-455)		2003-07
343	Dekolan James (66-343)	2001,03-04	
265	Sean Clayton (95-265)		2005-07

RUSHING ATTEMPTS			
683	Charles Pierre (683-3069)		2004-08
519	Doug Parker (519-1981)	2001, 03-04	
303	Anthony Jackson (303-1349)		2001-04
295	Daveon Barron (295-1082)		2002-04
261	Jared Allen (261-416)		2001-04
238	DiIvory Edgecomb (238-954)	2005, 07-08	
206	Aaron Sanchez (206-816)		2002-06
134	Willie Rose (134-672)		2006-08
125	B.J. Manley (125-455)		2003-07
124	Danny Embick (124-236)		2003-05

RUSHING TDS			
23	Charles Pierre		2004-08
21	Doug Parker	2001, 03-04	
9	Aaron Sanchez		2002-06
9	DiIvory Edgecomb	2005, 07-08	
8	Anthony Jackson		2001-04
7	Daveon Barron		2002-04
5	Jared Allen		2001-04
4	Rusty Smith		2005-08
3	Willie Rose		2006-08
3	B.J. Manley		2003-07

AVERAGE YARDS/RUSH (minimum 20 attempts)			
5.20	Dekolan James (66-343)	2001, 03-04	
5.01	Willie Rose (134-672)		2006-08
4.49	Charles Pierre (683-3069)		2004-08
4.45	Anthony Jackson (303-1349)		2001-04
4.01	DiIvory Edgecomb (238-954)	2005, 07-08	
3.96	Aaron Sanchez (206-816)		2002-06
3.84	Willie Floyd (51-196)		2006-08
3.82	Doug Parker (519-1981)	2001, 03-04	
3.67	Daveon Barron (295-1082)		2002-04
3.64	B.J. Manley (125-455)		2003-07

RUSHING YARDS/GAME (minimum 5 games)			
62.6	Charles Pierre (49 games)		2004-08
55.0	Doug Parker (36 games)	2001, 03-04	
35.5	Anthony Jackson (38 games)		2001-04
30.9	Daveon Barron (35 games)		2002-04
26.5	DiIvory Edgecomb (36 games)	2005, 07-08	
24.5	Dekolan James (14 games)	2001, 03-04	
19.8	Willie Rose (34 games)		2006-08
17.4	Aaron Sanchez (47 games)		2002-06
11.1	B.J. Manley (41 games)		2003-07
10.3	Willie Floyd (19 games)		2006-08

### PASSING (CAREER)

PASS ATTEMPTS			
1108	Rusty Smith (623-1108-31)		2005-08
1003	Jared Allen (570-1003-30)		2001-04
338	Danny Embick (190-338-15)		2003-05
227	Sean Clayton (117-227-11)		2005-07
144	Garrett Jahn (63-144-6)		2001-02
25	Jeff VanCamp (10-25-1)		2006-08
15	McKinson Souverain (5-15-4)		2005
4	Cortez Gent (1-4-0)		2005-08
3	Frantz Simeon (3-3-0)		2005-06
2	Daveon Barron (2-2-0)		2002-04

PASS COMPLETIONS			
623	Rusty Smith (623-1108-31)		2005-08
570	Jared Allen (570-1003-30)		2001-04
190	Danny Embick (190-338-15)		2003-05
117	Sean Clayton (117-227-11)		2005-07
63	Garrett Jahn (63-144-6)		2001-02
10	Jeff VanCamp (10-25-1)		2006-08
5	McKinson Souverain (5-15-4)		2005
3	Frantz Simeon (3-3-0)		2005-06
2	Daveon Barron (2-2-0)		2002-04
1	Cortez Gent (1-4-0)		2005-08

PASSING YARDS			
8197	Rusty Smith (623-1108-31)		2005-08
8100	Jared Allen (570-1003-30)		2001-04
2569	Danny Embick (190-338-15)		2003-05
1332	Sean Clayton (117-227-11)		2005-07
852	Garrett Jahn (63-144-6)		2001-02
96	McKinson Souverain (5-15-4)		2005
74	Jeff VanCamp (10-25-1)		2006-08
44	Frantz Simeon (3-3-0)		2005-06
35	Daveon Barron (2-2-0)		2002-04
33	Cortez Gent (1-4-0)		2005-08

PASSING TDS			
62	Rusty Smith		2005-08
50	Jared Allen		2001-04
19	Danny Embick		2003-05
7	Sean Clayton		2005-07
6	Garrett Jahn		2001-02
1	Cortez Gent		2005-08
1	Daveon Barron		2002-04
1	McKinson Souverain		2005

PASSES HAD INTERCEPTED			
31	Rusty Smith (623-1108-31)		2005-08
30	Jared Allen (570-1003-30)		2001-04
15	Danny Embick (190-338-15)		2003-05
11	Sean Clayton (117-227-11)		2005-07
6	Garrett Jahn (63-144-6)		2001-02
4	McKinson Souverain (5-15-4)		2005
1	Jeff VanCamp (10-25-1)		2006-08

PASS COMPLETION PCT (minimum 20 attempts)			
56.8	Jared Allen (570-1003-30)		2001-04
56.2	Rusty Smith (623-1108-31)		2005-08
56.2	Danny Embick (190-338-15)		2003-05
51.5	Sean Clayton (117-227-11)		2005-07
43.8	Garrett Jahn (63-144-6)		2001-02
40.0	Jeff VanCamp (10-25-1)		2006-08

PASS EFFICIENCY (minimum 20 attempts)			
135.1	Jared Allen (570-1003-30)		2001-04
131.2	Rusty Smith (623-1108-31)		2005-08
129.7	Danny Embick (190-338-15)		2003-05
101.3	Sean Clayton (117-227-11)		2005-07
98.9	Garrett Jahn (63-144-6)		2001-02
56.9	Jeff VanCamp (10-25-1)		2006-08

AVERAGE YARDS/PASS (minimum 20 attempts)			
8.1	Jared Allen (570-1003-30)		2001-04
7.6	Danny Embick (190-338-15)		2003-05
7.4	Rusty Smith (623-1108-31)		2005-08
5.9	Garrett Jahn (63-144-6)		2001-02
5.9	Sean Clayton (117-227-11)		2005-07
3.0	Jeff VanCamp (10-25-1)		2006-08

AVERAGE YARDS/COMPLETION (minimum 20 attempts)			
14.2	Jared Allen (570-1003-30)		2001-04
13.5	Garrett Jahn (63-144-6)		2001-02
13.5	Danny Embick (190-338-15)		2003-05
13.2	Rusty Smith (623-1108-31)		2005-08
11.4	Sean Clayton (117-227-11)		2005-07
7.4	Jeff VanCamp (10-25-1)		2006-08

### TOP PASSING YARDAGE LEADERS (CAREER)



RUSTY SMITH				
GM	C-A-I	Yds	TD	
2006	12	194-108-8	1285	6
2007	13	479-281-9	3688	32
2008	13	435-234-14	3,224	24
TOTAL	38	1,108-623-31	8,197	62



JARED ALLEN				
GM	C-A-I	YDS	TD	
2001	10	173-77-7	1,185	6
2002	11	193-98-6	1,358	7
2003	14	346-218-9	3,003	24
2004	12	291-177-8	2,554	13
TOTAL	47	1,003-570-30	8,100	50



DANNY EMBICK				
GM	C-A-I	Yds	TD	
2003	10	37-30-0	397	4
2004	12	76-40-5	641	4
2005	9	225-120-10	1531	11
TOTAL	31	338-190-15	2569	19



SEAN CLAYTON				
GM	C-A-I	Yds	TD	
2005	9	57-31-3	329	1
2006	12	154-78-6	926	5
2007	6	16-8-2	77	1
TOTAL	27	227-117-9	1332	7

# BACK-TO-BACK BOWL CHAMPIONS 2007 & 2008



HISTORY

### PASSING YARDS/GAME (minimum 5 games)

215.7	Rusty Smith (38 games)	2005-08
172.3	Jared Allen (47 games)	2001-04
82.9	Danny Embick (31 games)	2003-05
60.9	Garrett Jahn (14 games)	2001-02
51.2	Sean Clayton (26 games)	2005-07
16.0	McKinson Souverain (6 games)	2005
10.6	Jeff VanCamp (7 games)	2006-08
1.9	Frantz Simeon (23 games)	2005-06
1.0	Daveon Barron (35 games)	2002-04
1.0	Cortez Gent (34 games)	2005-08

### RECEIVING (CAREER)

#### PASS RECEPTION YARDS

2096	Cortez Gent (131-2096)	2005-08
2071	Crissinger-Hill (136-2071)	2001, 03-04
1549	Thomas Parker (83-1549)	2001-02, 04-05
1540	Brittney Tellis (92-1540)	2001-04
1399	Roosevelt Bynes (74-1399)	2003-04
1392	Larry Taylor (89-1392)	2001-04
1096	Jason Harmon (90-1096)	2005-07
1020	Chris Bonner (61-1020)	2005-08
904	Jamari Grant (73-904)	2005-08
864	Frantz Simeon (53-864)	2005-06

#### PASS RECEPTIONS

136	Crissinger-Hill (136-2071)	2001, 03-04
131	Cortez Gent (131-2096)	2005-08
92	Brittney Tellis (92-1540)	2001-04
90	Jason Harmon (90-1096)	2005-07
89	Larry Taylor (89-1392)	2001-04
83	Thomas Parker (83-1549)	2001-02, 04-05
74	Roosevelt Bynes (74-1399)	2003-04
73	Jamari Grant (73-904)	2005-08
62	Willie Rose (62-437)	2006-08
61	Chris Bonner (61-1020)	2005-08

#### PASS RECEPTION TDS

18	Cortez Gent	2005-08
14	Crissinger-Hill	2001, 03-04
13	Roosevelt Bynes	2003-04
10	Thomas Parker	2001-02, 04-05
9	Willie Rose	2006-08
9	Larry Taylor	2001-04
7	Jason Harmon	2005-07
7	DiIvory Edgecomb	2005, 07-08
6	Chris Bonner	2005-08
5	Brittney Tellis	2001-04

#### AVERAGE YARDS/CATCH (minimum 5 receptions)

18.91	Roosevelt Bynes (74-1399)	2003-04
18.66	Thomas Parker (83-1549)	2001-02, 04-05

16.74	Brittney Tellis (92-1540)	2001-04
16.72	Chris Bonner (61-1020)	2005-08
16.30	Frantz Simeon (53-864)	2005-06
16.00	Cortez Gent (131-2096)	2005-08
15.64	Larry Taylor (89-1392)	2001-04
15.36	Rob Housler (39-599)	2006-08
15.23	Anthony Crissinger-Hill (136-2071)	2001,03-04
14.08	Matt Prudenti (25-352)	2001-03

### RECEPTIONS/GAME (minimum 5 games)

4.86	Anthony Crissinger-Hill (28 games)	2001,03-04
3.85	Cortez Gent (34 games)	2005-08
3.22	Roosevelt Bynes (23 games)	2003-04
2.50	Jason Harmon (36 games)	2005-07
2.36	D. Porter-Isom (11 games)	2005
2.30	Frantz Simeon (23 games)	2005-06
2.03	Jamari Grant (36 games)	2005-08
2.02	Larry Taylor (44 games)	2001-04
1.98	Thomas Parker (42 games)	2001-02, 04-05
1.96	Brittney Tellis (47 games)	2001-04

### MOST GAMES 75+ YARDS RECEIVING

Anthony Crissinger-Hill	13	01-04
Cortez Gent	10	06-08
Roosevelt Bynes	7	03-04
Brittney Tellis	6	01-04
Larry Taylor	5	01-04
Thomas Parker	4	01-02/04-05
Jason Harmon	4	5-07

### TOTAL OFFENSE (CAREER)

#### TOTAL OFFENSE YARDS

7889	Rusty Smith (1209-7889)	2005-08
7684	Jared Allen (1264-7684)	2001-04
3069	Charles Pierre (683-3069)	2004-08
2805	Danny Embick (462-2805)	2003-05
1981	Doug Parker (519-1981)	2001, 03-04
1597	Sean Clayton (322-1597)	2005-07
1349	Anthony Jackson (303-1349)	2001-04
1117	Daveon Barron (297-1117)	2002-04
954	DiIvory Edgecomb (238-954)	2005,07-08
816	Aaron Sanchez (206-816)	2002-06

#### TDS RESPONSIBLE FOR

66	Rusty Smith	2005-08
55	Jared Allen	2001-04
25	Doug Parker	2001, 03-04
24	Charles Pierre	2004-08
21	Danny Embick	2003-05
19	Cortez Gent	2005-08
16	DiIvory Edgecomb	2005, 07-08
14	Aaron Sanchez	2002-06
14	Crissinger-Hill	2001, 03-04
13	Roosevelt Bynes	2003-04

### TOTAL OFFENSE/GAME (minimum 5 games)

207.6	Rusty Smith (38 games)	2005-08
163.5	Jared Allen (47 games)	2001-04
90.5	Danny Embick (31 games)	2003-05
62.6	Charles Pierre (49 games)	2004-08
61.4	Sean Clayton (26 games)	2005-07
56.1	Garrett Jahn (14 games)	2001-02
55.0	Doug Parker (36 games)	2001, 03-04
35.5	Anthony Jackson (38 games)	2001-04
31.9	Daveon Barron (35 games)	2002-04
26.5	DiIvory Edgecomb (36 games)	2005, 07-08

### TOTAL OFFENSE/PLAY (minimum 50 plays)

6.53	Rusty Smith (1209-7889)	2005-08
6.08	Jared Allen (1264-7684)	2001-04
6.07	Danny Embick (462-2805)	2003-05
5.20	Dekolan James (66-343)	2001, 03-04
5.01	Willie Rose (134-672)	2006-08
4.96	Sean Clayton (322-1597)	2005-07
4.57	Garrett Jahn (172-786)	2001-02
4.49	Charles Pierre (683-3069)	2004-08
4.45	Anthony Jackson (303-1349)	2001-04
4.01	DiIvory Edgecomb (238-954)	2005, 07-08

### ALL PURPOSE YARDS

3498	DiIvory Edgecomb	2005, 07-08
3234	Anthony Jackson	2001-04
3168	Charles Pierre	2004-08
2498	Brittney Tellis	2001-04
2461	Doug Parker	2001, 03-04
2096	Cortez Gent	2005-08
2071	Anthony Crissinger-Hill	2001, 03-04
1765	Larry Taylor	2001-04
1571	Thomas Parker	2001-02, 04-05
1390	Roosevelt Bynes	2003-04

### ALL PURPOSE YARDS/GAME (minimum 5 games)

97.2	DiIvory Edgecomb (36 games)	2005, 07-08
85.1	Anthony Jackson (38 games)	2001-04
74.0	Anthony Crissinger-Hill (28 games)	2001, 03-04
68.4	Doug Parker (36 games)	2001, 03-04
64.7	Charles Pierre (49 games)	2004-08
61.6	Cortez Gent (34 games)	2005-08
60.4	Roosevelt Bynes (23 games)	2003-04
53.1	Brittney Tellis (47 games)	2001-04
48.7	Frantz Simeon (23 games)	2005-06
40.1	Larry Taylor (44 games)	2001-04

### TOP FIVE RECEIVING LEADERS



**CORTEZ GENT**

GM	Rec	Yds	TD	Lg	
2006	9	66	0	21	
2007	12	64	1082	9	74
2008	13	60	935	9	44
<b>TOTAL</b>	<b>24</b>	<b>130</b>	<b>2,083</b>	<b>18</b>	<b>74</b>



**ANTHONY CRISSINGER-HILL**

GM	Rec	Yds	TD	Lg	
2001	7	16	191	0	27
2003	14	74	1134	9	73
2004	7	46	746	5	78
<b>TOTAL</b>	<b>28</b>	<b>136</b>	<b>2,071</b>	<b>14</b>	<b>78</b>



**THOMAS PARKER**

GM	Rec	Yds	TD	Lg	
2001	10	20	406	4	88
2002	10	20	353	2	41
2004	12	14	206	1	45
2005	11	29	584	3	66
<b>TOTAL</b>	<b>43</b>	<b>83</b>	<b>1,549</b>	<b>10</b>	<b>88</b>



**BRITNEY TELLIS**

GM	Rec	Yds	TD	Lg	
2001	10	2	32	0	23
2002	11	38	702	2	56
2003	14	29	435	1	50
2004	12	23	371	2	54
<b>TOTAL</b>	<b>47</b>	<b>92</b>	<b>1,540</b>	<b>5</b>	<b>56</b>



**ROOSEVELT BYNES**

GM	Rec	Yds	TD	Lg	
2003	14	47	772	9	62
2004	9	27	627	4	80
<b>TOTAL</b>	<b>23</b>	<b>74</b>	<b>1,399</b>	<b>13</b>	<b>20</b>

# FLORIDA ATLANTIC UNIVERSITY

## SCORING (CAREER)

TOTAL POINTS SCORED		
230	Mark Myers (101 PAT, 43 FG)	2001-04
216	Warley Leroy (99 PAT, 39 FG)	2005-08
150	Doug Parker (25 TD)	2001, 03-04
144	Charles Pierre (24 TD)	2004-08
108	Cortez Gent (18 TD)	2005-08
98	DiIvory Edgecomb (16 TD, 1 PAT)	2005, 07-08
84	Crissinger-Hill (14 TD)	2001, 03-04
84	Aaron Sanchez (14 TD)	2002-06
80	Roosevelt Bynes (13 TD, 1 PAT)	2003-04
74	Willie Rose (12 TD, 1 PAT)	2006-08

TOUCHDOWNS SCORED		
25	Doug Parker (21 rush, 4 rcv)	2001, 03-04
24	Charles Pierre (23 rush, 1 rcv)	2004-08
18	Cortez Gent (18 rcv)	2005-08
16	DiIvory Edgecomb (9 rush, 7 rcv)	2005, 07-08
14	Crissinger-Hill (14 rcv)	2001, 03-04
14	Aaron Sanchez (9 rush, 5 rcv)	2002-06
13	Roosevelt Bynes (13 rcv)	2003-04
12	Willie Rose (3 rush, 9 rcv)	2006-08
10	Thomas Parker (10 rcv)	2001-02, 04-05
9	Larry Taylor (9 rcv)	2001-04

## EXTRA POINTS (CAREER)

PAT KICKS MADE		
101	Mark Myers (101-111)	2001-04
99	Warley Leroy (99-106)	2005-08
13	Daniel Kennard (13-14)	2005
13	Andy Rosas (13-13)	2001-03
3	Ross Gornall (3-3)	2008

PAT KICKS ATTEMPTED		
111	Mark Myers (101-111)	2001-04
106	Warley Leroy (99-106)	2005-08
14	Daniel Kennard (13-14)	2005
13	Andy Rosas (13-13)	2001-03
3	Ross Gornall (3-3)	2008

PAT KICK PCT (MINIMUM 5 ATTEMPTS)		
100.0	Andy Rosas (13-13)	2001-03
93.4	Warley Leroy (99-106)	2005-08
92.9	Daniel Kennard (13-14)	2005
91.0	Mark Myers (101-111)	2001-04

## FIELD GOALS (CAREER)

FIELD GOALS MADE		
43	Mark Myers (43-59)	2001-04
39	Warley Leroy (39-57)	2005-08
3	Daniel Kennard (3-7)	2005
2	Andy Rosas (2-4)	2001-03
1	Ross Gornall (1-1)	2008

FIELD GOALS ATTEMPTED		
59	Mark Myers (43-59)	2001-04
57	Warley Leroy (39-57)	2005-08
7	Daniel Kennard (3-7)	2005
4	Andy Rosas (2-4)	2001-03
1	Ross Gornall (1-1)	2008

FIELD GOAL PCT (MINIMUM 5 ATTEMPTS)		
72.9	Mark Myers (43-59)	2001-04
68.4	Warley Leroy (39-57)	2005-08
42.9	Daniel Kennard (3-7)	2005

## PUNTING (CAREER)

PUNT YARDS		
7713	Andy Rosas (199-7713)	2001-03
5143	Mike Brown (128-5143)	2004-05
4148	Keegan Peterson (106-4148)	2005-08
2233	Mike O'Neill (60-2233)	2006
958	Mickey Groody (27-958)	2007-08
294	Andy Eminger (8-294)	2001
216	Tom Carluccio (6-216)	2002

PUNT ATTEMPTS		
199	Andy Rosas (199-7713)	2001-03
128	Mike Brown (128-5143)	2004-05
106	Keegan Peterson (106-4148)	2005-08
60	Mike O'Neill (60-2233)	2006
27	Mickey Groody (27-958)	2007-08
8	Andy Eminger (8-294)	2001
6	Tom Carluccio (6-216)	2002

PUNTS HAD BLOCKED		
6	Andy Rosas (199-7713)	2001-03
3	Keegan Peterson (106-4148)	2005-08
2	Mike Brown (128-5143)	2004-05
1	Andy Eminger (8-294)	2001
1	Mickey Groody (27-958)	2007-08

AVERAGE YARDS/PUNT (minimum 5 attempts)		
40.18	Mike Brown (128-5143)	2004-05
39.13	Keegan Peterson (106-4148)	2005-08
38.76	Andy Rosas (199-7713)	2001-03
37.22	Mike O'Neill (60-2233)	2006
36.75	Andy Eminger (8-294)	2001
36.00	Tom Carluccio (6-216)	2002
35.48	Mickey Groody (27-958)	2007-08

MOST PUNTS INSIDE 20		
Andy Rosas	46	01-03
Mike Brown	34	04-05
Keegan Peterson	27	05-07
Mike O'Neill	14	06
Mickey Groody	10	07

## PUNT RETURNS (CAREER)

PUNT RETURN YARDS		
739	Brittney Tellis (78-739)	2001-04
250	Tavious Polo (39-250)	2007-08
201	Frantz Simeon (15-201)	2005-06
173	Matt Prudenti (30-173)	2001-03
68	Terence Hall (14-68)	2005
48	Avery Holley (10-48)	2006-08
41	Troy Pindell (2-41)	2002-06
32	Quincy Skinner (2-32)	2002-05
32	Ramon Rickards (2-32)	2001-04
25	Wilfred Rivera (1-25)	2005-08

PUNT RETURNS		
78	Brittney Tellis (78-739)	2001-04
39	Tavious Polo (39-250)	2007-08
30	Matt Prudenti (30-173)	2001-03
15	Frantz Simeon (15-201)	2005-06
14	Terence Hall (14-68)	2005
10	Avery Holley (10-48)	2006-08
6	Casey McGahee (6-19)	2002-06
6	Carldayle Brantley (6-12)	2005-08
5	Larry Taylor (5-16)	2001-04
2	Anthony Jackson (2-16)	2001-04

PUNT RETURN TDS		
1	Brittney Tellis	2001-04
1	Ertwyn Henry	2003
1	Todd Poitier	2001-02
1	Tyrone Higgins	2001-04
1	Casey McGahee	2002-06

AVERAGE YARDS/PUNT RETURN (minimum 5 attempts)		
13.40	Frantz Simeon (15-201)	2005-06
9.47	Brittney Tellis (78-739)	2001-04
6.41	Tavious Polo (39-250)	2007-08
5.77	Matt Prudenti (30-173)	2001-03
4.86	Terence Hall (14-68)	2005
4.80	Avery Holley (10-48)	2006-08
3.20	Larry Taylor (5-16)	2001-04
3.17	Casey McGahee (6-19)	2002-06
2.00	Carldayle Brantley (6-12)	2005-08

## KICK RETURNS (CAREER)

KICK RETURN YARDS		
1916	DiIvory Edgecomb (87-1916)	2005, 07-08
1762	Anthony Jackson (72-1762)	2001-04
485	Willie Floyd (26-485)	2006-08
434	Kris Bartels (20-434)	2004-07
367	Matt Prudenti (18-367)	2001-03
352	Jeff Blanchard (18-352)	2007-08
304	Larry Taylor (14-304)	2001-04
250	Casey McGahee (16-250)	2002-06
223	Terence Hall (13-223)	2005
190	Brittney Tellis (12-190)	2001-04

KICK RETURNS		
87	DiIvory Edgecomb (87-1916)	2005, 07-08
72	Anthony Jackson (72-1762)	2001-04
26	Willie Floyd (26-485)	2006-08
20	Kris Bartels (20-434)	2004-07
18	Jeff Blanchard (18-352)	2007-08
18	Matt Prudenti (18-367)	2001-03
16	Casey McGahee (16-250)	2002-06
14	Larry Taylor (14-304)	2001-04
13	Terence Hall (13-223)	2005
12	Brittney Tellis (12-190)	2001-04

# BACK-TO-BACK BOWL CHAMPIONS 2007 & 2008



## KICK RETURN TDS

### AVERAGE YARDS/KICK RETURN (minimum 5 attempts)

24.47	Anthony Jackson (72-1762)	2001-04
22.02	DiIvory Edgcomb (87-1916)	2005, 07-08
21.71	Larry Taylor (14-304)	2001-04
21.70	Kris Bartels (20-434)	2004-07
20.39	Matt Prudenti (18-367)	2001-03
19.56	Jeff Blanchard (18-352)	2007-08
19.50	Erick McIntosh (6-117)	2005-06, 08
18.65	Willie Floyd (26-485)	2006-08
17.83	Avery Holley (6-107)	2006-08
17.17	Dekolan James (6-103)	2001, 03-04

## INTERCEPTION RETURNS (CAREER)

### INTERCEPTION RETURN YARDS

386	Willie Hughley (15-386)	2002-05
235	Corey Small (13-235)	2004-08
142	Troy Pindell (7-142)	2002-06
128	Kris Bartels (3-128)	2004-07
76	Lawrence Gordon (3-76)	2002-05
64	Gedel Merzius (1-64)	2006-07
56	Chris Laskowski (3-56)	2001-04
52	Taheem Acevedo (9-52)	2003-07
41	Quincy Skinner (9-41)	2002-05

### INTERCEPTIONS

15	Willie Hughley (15-386)	2002-05
13	Corey Small (13-235)	2004-08
9	Taheem Acevedo (9-52)	2003-07
9	Quincy Skinner (9-41)	2002-05
8	Tavious Polo (8-17)	2007-08
7	Troy Pindell (7-142)	2002-06
4	Shomari Earls (4-25)	2002-05
3	Kris Bartels (3-128)	2004-07
3	Chris Laskowski (3-56)	2001-04
3	Carldayle Brantley (3-32)	2005-08

### INTERCEPTION RETURN TDS

3	Willie Hughley	2002-05
2	Kris Bartels	2004-07
2	Corey Small	2004-08
1	Troy Pindell	2002-06

## FUMBLE RETURNS (CAREER)

### FUMBLE RETURN YARDS

107	Taurian Osborne (1-107)	2001-02
-----	-------------------------	---------

49	Johnnie Sloan (2-49)	2001-04
34	Michael Hancock (1-34)	2005-08
25	Willie Hughley (1-25)	2002-05
22	Lee Pasick (2-22)	2001-03
12	Frantz Joseph (1-12)	2006-08
10	Casey McGahee (1-10)	2002-06
7	Todd Poitier (1-7)	2001-02
7	Mau. Johnson (1-7)	2001-02
6	Taheem Acevedo (0-6)	2003-07

### FUMBLE RETURNS

2	Johnnie Sloan (2-49)	2001-04
2	Lee Pasick (2-22)	2001-03
1	Taurian Osborne (1-107)	2001-02
1	Michael Hancock (1-34)	2005-08
1	Willie Hughley (1-25)	2002-05
1	Frantz Joseph (1-12)	2006-08
1	Casey McGahee (1-10)	2002-06
1	Mau. Johnson (1-7)	2001-02
1	Todd Poitier (1-7)	2001-02
1	Quentin Swain (1-3)	2002-03

### FUMBLE RETURN TDS

1	Quentin Swain	2002-03
1	Taurian Osborne	2001-02
1	Johnnie Sloan	2001-04
1	Lee Pasick	2001-03

## DEFENSE (CAREER)

### TOTAL TACKLES

346	Frantz Joseph (183-163)	2006-08
295	Chris Laskowski (170-125)	2001-04
272	Cergille Sincere (142-130)	2004-07
251	Andre Clark (134-117)	2004-08
238	Corey Small (176-62)	2004-08
225	Tyrone Higgins (127-98)	2001-04
221	Greg Joseph (126-95)	2005-08
220	Kris Bartels (134-86)	2004-07
217	Shomari Earls (118-99)	2002-05
212	Willie Hughley (139-73)	2002-05

### UNASSISTED TACKLES

183	Frantz Joseph (183-163)	2006-08
176	Corey Small (176-62)	2004-08
170	Chris Laskowski (170-125)	2001-04
142	Cergille Sincere (142-130)	2004-07
139	Willie Hughley (139-73)	2002-05
134	Andre Clark (134-117)	2004-08
134	Kris Bartels (134-86)	2004-07
127	Tyrone Higgins (127-98)	2001-04
126	Greg Joseph (126-95)	2005-08
121	Taheem Acevedo (121-55)	2003-07

### ASSISTED TACKLES

163	Frantz Joseph (183-163)	2006-08
-----	-------------------------	---------

130	Cergille Sincere (142-130)	2004-07
125	Chris Laskowski (170-125)	2001-04
117	Andre Clark (134-117)	2004-08
99	Shomari Earls (118-99)	2002-05
98	Tyrone Higgins (127-98)	2001-04
95	Greg Joseph (126-95)	2005-08
91	Jervonte Jackson (62-91)	2005-08
87	Johnnie Sloan (72-87)	2001-04
86	Kris Bartels (134-86)	2004-07

### TACKLES FOR LOSS

30.5	Johnnie Sloan (21-19/106)	2001-04
30.0	Chris Laskowski (26-8/117)	2001-04
26.5	Ramon Rickards (21-11/120)	2001-04
24.0	Frantz Joseph (17-14/56)	2006-08
22.5	Tyrone Higgins (16-13/70)	2001-04
20.0	Shomari Earls (18-4/77)	2002-05
19.0	William Gray (17-4/110)	2001-04
18.5	Robert St. Clair (12-13/61)	2005-08
17.5	Cergille Sincere (12-11/57)	2004-07
17.5	Andre Clark (13-9/51)	2004-08

### YARDS FROM TACKLES FOR LOSS

120	Ramon Rickards (21-11/120)	2001-04
117	Chris Laskowski (26-8/117)	2001-04
110	William Gray (17-4/110)	2001-04
106	Johnnie Sloan (21-19/106)	2001-04
77	Shomari Earls (18-4/77)	2002-05
70	Tyrone Higgins (16-13/70)	2001-04
64	Josh Pinnick (15-5/64)	2003-07
61	Robert St. Clair (12-13/61)	2005-08
60	Yrvens Guerrier (11-7/60)	2001-04
57	Cergille Sincere (12-11/57)	2004-07

### QUARTERBACK SACKS

15.5	Ramon Rickards (12-7/95)	2001-04
11.0	Johnnie Sloan (7-8/54)	2001-04
10.5	William Gray (9-3/87)	2001-04
8.0	Michael Hancock (6-4/46)	2005-08
7.5	Cergille Sincere (7-1/39)	2004-07
7.5	Chris Laskowski (7-1/42)	2001-04
6.5	Jervonte Jackson (4-5/38)	2005-08
6.5	Josh Pinnick (6-1/43)	2003-07
6.0	Tyrone Higgins (5-2/39)	2001-04
5.0	Shomari Earls (4-2/34)	2002-05

### YARDS FROM SACKS

95	Ramon Rickards (12-7/95)	2001-04
87	William Gray (9-3/87)	2001-04
54	Johnnie Sloan (7-8/54)	2001-04
46	Michael Hancock (6-4/46)	2005-08
43	Josh Pinnick (6-1/43)	2003-07
42	Chris Laskowski (7-1/42)	2001-04
39	Tyrone Higgins (5-2/39)	2001-04
39	Cergille Sincere (7-1/39)	2004-07
38	Jervonte Jackson (4-5/38)	2005-08
37	Robert St. Clair (3-4/37)	2005-08


## TOP TACKLERS (CAREER)



FRANTZ JOSEPH				
GM	UA	A	Total	
2006	11	39	22	61
2007	13	64	67	131
2008	13	81	73	154
Total	37	184	162	346



CHRIS LASKOWSKI				
GM	UA	A	Total	
2001	10	19	20	39
2002	11	53	31	84
2003	14	51	42	93
2004	12	47	32	79
Total	47	170	125	295



CERGILLE SINCERE				
GM	UA	A	Total	
2004	9	2	4	6
2005	11	36	34	70
2006	12	40	38	78
2007	13	64	54	118
Total	45	142	130	272



ANDRE CLARK				
GM	UA	A	Total	
2005	11	35	27	62
2006	11	42	14	56
2007	13	42	26	66
2008	12	29	44	73
Total	47	148	111	259



COREY SMALL				
GM	UA	A	Total	
2005	11	3	3	6
2006	12	36	10	46
2007	13	82	21	103
2008	13	55	28	83
Total	49	176	62	238

# BACK-TO-BACK BOWL CHAMPIONS 2007 & 2008



## TEAM GAME RECORDS

### MOST CARRIES

56	Texas State	10/04/03
55	Siena	11/15/03
54	FIU	11/23/02
52	Morris Brown	11/09/02
50	at ULL	10/06/05

### MOST NET YARDS RUSHING

370	Siena	11/15/03	55 carries
276	at Florida A&M	10/30/04	42 carries
256	NT	11/15/03	41 carries
233	Morris Brown	11/09/02	52 carries
228	at FIU	11/24/07	30 carries

### HIGHEST AVERAGE GAIN PER RUSH (20 RUSHES)

7.8	UAB	09/06/08	25-196
7.6	at FIU	11/24/07	30-228
6.7	Siena	11/15/03	55-370
6.6	at Florida A&M	10/30/04	42-276
6.5	ULL	11/15/08	33-216
6.2	NT	11/08/08	41-256

### MOST RUSHING TDS SCORED

5	Edward Waters	11/27/04
4	Jacksonville	10/13/01
3	at Troy	12/01/07
3	Siena	11/15/03
3	FIU	11/23/02
3	at FIU	11/24/07
3	Texas State	10/04/03
3	UAB	09/06/08

### MOST PASSES ATTEMPTED

55	ULM	10/27/07
50	FIU	11/29/08
47	USF	10/06/07
46	at Hawaii	09/04/04
45	at ULL	10/20/07
45	at North Texas	09/22/07

### MOST PASSES COMPLETED

35	ULM	10/27/07
29	at Hawaii	09/04/04
28	at ULM	10/25/08
27	Minnesota	09/15/07
26	vs Memphis	12/21/07
26	at ULL	10/20/07
26	at UCF	09/13/03

### HIGHEST PERCENTAGE PASSES COMPLETED (10 PASSES)

92.3	Siena	11/15/03	12-13
79.2	Northern Colorado	10/18/03	19-24
78.8	vs Memphis	12/21/07	26-33
77.8	Nicholls State	10/11/03	14-18
73.5	FIU	12/04/04	25-34

### MOST PASSING YARDS

463	Minnesota	09/15/07
389	FIU	11/29/08
358	UAB	09/06/08
352	at UCF	09/13/03
350	vs Memphis	12/21/07

### MOST PASSING YARDS GAINED PER ATTEMPT (10 ATTEMPTS)

11.7	Edward Waters	11/27/04	25-293
11.0	ULL	11/15/08	28-307
10.7	at FIU	11/24/07	32-343
10.7	Northern Colorado	10/18/03	24-257
10.7	Siena College	11/15/03	13-139
10.7	at Kansas	09/03/05	28-299
10.7	at Texas State	10/09/04	23-245

### MOST PASSING YARDS GAINED PER COMPLETION (5 COMPLETIONS)

25.2	Albany (NY)	11/17/01	5-126
22.7	at Bethune-Cookman	11/29/03	9-204
21.0	at Florida A&M	10/30/04	15-315
20.5	at Eastern Kentucky	09/21/02	11-226
20.4	at Texas State	10/09/04	12-245

### MOST TOUCHDOWN PASSES

5	vs Memphis	12/21/07
5	at FIU	11/24/07
5	FIU	11/29/08
5	Minnesota	09/15/07
4	Six times	

### MOST PASSES HAD INTERCEPTED

5	at FIU	11/26/05
4	at Minnesota	09/20/08
4	ULM	09/22/05

### HIGHEST PASSING EFFICIENCY RATING (11 ATTEMPTS)

283.7	Siena	11/15/03
211.8	vs Memphis	11/21/07
204.1	at FIU	11/24/07
203.5	ULL	11/15/08

### MOST TOTAL OFFENSE PLAYS

88	ULM	10/27/07	33 rush, 55 pass
87	at ULL	10/20/07	42 rush, 45 pass
86	FIU	11/29/08	36 rush, 50 pass
85	at Hawaii	09/04/04	39 rush, 46 pass
85	Minnesota	09/15/07	41 rush, 44 pass

### MOST TOTAL OFFENSE YARDS GAINED

591	at Florida A&M	10/30/04	276 rush, 315 pass
580	Minnesota	09/15/07	117 rush, 463 pass
571	at FIU	11/24/07	228 rush, 343 pass
554	UAB	09/06/08	196 rush, 358 pass
524	FIU	11/29/08	135 rush, 389 pass

### HIGHEST AVERAGE GAIN PER PLAY

9.2	UAB	09/06/08	60-554
9.2	at FIU	11/24/07	62-571
8.6	ULL	11/15/08	61-523
7.9	at Florida A&M	10/30/04	75-591
7.5	Siena	11/15/03	68-509

### MOST ALL-PURPOSE YARDS GAINED

732	at Florida A&M	10/30/04
729	FIU	11/29/08
726	at FIU	11/24/07
681	vs Memphis	12/21/07
667	Minnesota	09/15/07

### MOST ALL-PURPOSE ATTEMPTS

77	at ULL	10/20/07
77	Minnesota	09/15/07
76	Morris Brown	11/09/02
76	Texas State	10/04/03
75	Three with 75	

### MOST POINTS SCORED

57	FIU	11/29/08
55	at FIU	11/24/07
51	Siena	11/15/03
49	Edward Waters	11/27/04
49	UAB	09/06/08

### MOST TOUCHDOWNS SCORED

8	at FIU	11/24/07
8	FIU	11/29/08
7	Three with 7	

### MOST PUNT RETURNS

7	Morris Brown	11/09/02
6	NT	11/08/08
6	Edward Waters	11/27/04
5	seven with 5	

HISTORY

## TOP FIVE RUSHING LEADERS



CHARLES PIERRE

GM	Att	Yds	TD	Lg	
2005	11	145	517	3	28
2006	12	207	756	5	31
2007	13	170	782	7	27
2008	13	161	1,014	8	74
TOTAL	49	683	3,069	23	74



DOUG PARKER

GM	Att	Yds	TD	Lg	
2001	10	158	572	8	30
2003	14	134	513	5	15
2005	12	227	896	8	49
TOTAL	36	519	1,981	21	49



ANTHONY JACKSON

GM	Att	Yds	TD	Lg	
2001	10	42	191	1	36
2002	5	77	231	0	22
2003	14	151	779	7	31
2004	9	33	148	0	28
TOTAL	38	303	1,349	8	36



DAVEON BARRON

GM	Att	Yds	TD	Lg	
22002	10	147	474	4	19
2003	14	101	476	1	38
2004	11	47	132	2	18
TOTAL	35	543	1,082	7	38



DIVORY EDGEComb

GM	Att	Yds	TD	Lg	
2005	11	89	295	1	24
2007	12	56	190	4	30
2008	13	93	469	4	53
Total	36	238	954	9	53

# FLORIDA ATLANTIC UNIVERSITY

HISTORY

## MOST PUNT RETURN YARDS

104	Albany (NY)	11/17/01	4 returns
95	Edward Waters	11/27/04	6 returns
80	at Gardner-Webb	11/03/01	5 returns
67	Colgate	12/13/03	5 returns
64	at Florida A&M	10/30/04	3 returns

## HIGHEST AVERAGE GAIN PER PUNT RETURN (2 RETURNS)

30.5	Northern Colorado	10/18/03	2-61
26.0	Albany (NY)	11/17/01	4-104
21.3	at Florida A&M	10/30/04	3-64
20.0	at Oklahoma State	09/16/06	2-40

## MOST KICK RETURNS

10	at Louisville	10/01/05	
9	at Florida	11/17/07	
8	at South Florida	08/29/02	
8	at Connecticut	11/02/02	
8	at Eastern Illinois	11/16/02	
8	at Minnesota	09/17/05	

## MOST KICK RETURN YARDS

182	vs Memphis	12/21/07	6 returns
182	Marist	09/22/01	4 returns
179	at Louisville	10/01/05	10 returns
175	at Kentucky	09/29/07	7 returns
167	at Texas	08/30/08	7 returns

## HIGHEST AVERAGE GAIN PER KICK RETURN (2 RETURNS)

45.5	Marist	09/22/01	4-182
44.5	Arkansas State	10/28/06	2-89
35.2	at Hawaii	09/04/04	4-141
33.5	Siena	11/15/03	2-67
33.5	at Bethune-Cookman	09/08/01	2-67

## MOST FUMBLE RETURNS

1	13 at 1
---	---------

## MOST FUMBLE RETURN YARDS

107	at Bethune-Cookman	09/08/01	1 returns
46	Nicholls State	10/11/03	1 returns
34	at ULM	10/25/08	1 returns
25	at Northern Arizona	12/06/03	1 returns
14	FIU	11/23/02	1 returns

## HIGHEST AVERAGE GAIN PER FUMBLE RETURN (2 RETURNS)

## MOST INTERCEPTION RETURNS

5	Illinois State	11/20/04	
5	Arkansas State	10/28/06	
4	Minnesota	09/15/07	
3	eight with 3		

## MOST INTERCEPTION RETURN YARDS

165	Illinois State	11/20/04	5 returns
87	at James Madison	09/14/02	1 returns
82	Arkansas State	10/28/06	5 returns
74	Edward Waters	11/27/04	3 returns
74	Northern Colorado	10/18/03	3 returns

## HIGHEST AVERAGE GAIN PER INT RETURN (2 RETURNS)

33.0	Illinois State	11/20/04	5-165
32.0	Southern Utah	10/12/06	2-64
27.5	at Illinois State	09/27/03	2-55
25.0	at Northern Arizona	12/06/03	2-50

## MOST TACKLES

111	Colgate	12/13/03	49-62
105	at Eastern Kentucky	09/21/02	45-60
104	MT	10/15/05	44-60
103	at Gardner-Webb	11/03/01	28-75
102	ULL	11/15/08	34-68

## MOST QUARTERBACK SACKS

11.0	Bethune-Cookman	09/07/02	3-8
8.0	at Texas State	10/09/04	4-4
8.0	Jacksonville	10/13/01	6-2
7.0	at Northern Arizona	12/06/03	1-6

## MOST TACKLES FOR LOSS

15.0	Bethune-Cookman	09/07/02	11-6
12.0	Colgate	12/13/03	8-0
12.0	MT	10/15/05	4-2
12.0	at Middle Tennessee	09/18/04	12-0
11.0	Morris Brown	11/09/02	8-0
11.0	at Youngstown State	09/20/03	8-2

## MOST FUMBLES FORCED

6	at Troy State	10/26/02	
5	at Bethune-Cookman	11/29/03	
4	Nicholls State	10/11/03	
4	at Eastern Kentucky	09/21/02	

## MOST FUMBLES RECOVERED

5	Nicholls State Univ	10/11/03	
4	Albany (NY)	11/17/01	
4	at Bethune-Cookman	11/29/03	
4	at Bethune-Cookman	09/08/01	

## MOST PASS BREAKUPS

10	at Hawaii	09/04/04	
10	UAB	09/06/08	
8	FIU	12/04/04	
8	vs Memphis	12/21/07	
8	Marist	09/22/01	

## MOST BLOCKED KICKS

2	at Northern Colorado	Oct 16, 2004	
2	at North Texas	Sep 22, 2007	
1	18 with 1		

## TOP FIVE KICKING AND PUNTING LEADERS



**MARK MYERS**

GM	FG-FGA	PAT	Pts.
2001	10 2-4	6-8	12
2002	11 9-12	17-22	44
2003	14 12-15	48-49	84
2004	12 20-28	30-32	90
TOTAL	47 43-59	101-111	230



**WARLEY LEROY**

GM	FG-FGA	PAT	Pts.
2006	2 1-3	3-3	6
2007	9 9-14	18-20	45
2008	12 19-27	44-46	101
TOTAL	23 29-44	65-69	152



**ANDY ROSAS**

GM	No	Yds	Avg	Lg	I20	
2001	10	54	2,080	38.5	52	13
2002	11	70	2,734	39.1	67	11
2003	14	75	2,899	38.7	57	22
TOTAL	35	199	7,713	38.8	67	46



**MIKE BROWN**

GM	No	Yds	Avg	Lg	I20	
2004	12	56	2,346	41.9	66	16
2005	11	72	2,797	38.8	64	18
2006	12	60	2,233	37.2	53	14
TOTAL	35	188	7,376	39.2	66	48



**KEEGAN PETERSON**

GM	No	Yds	Avg	Lg	I20	
2006	2	4	166	41.5	51	1
2007	13	40	1,607	40.7	63	6
2008	13	62	2,375	38.3	55	6
TOTAL	28	106	4,148	39.1	63	6

# BACK-TO-BACK BOWL CHAMPIONS 2007 & 2008



HISTORY

## TEAM SEASON

### RUSHING (SEASON)

#### RUSHING YARDS

1804 (416-1804)	2008
1788 (554-1788)	2003
1638 (465-1638)	2007
1521 (471-1521)	2004
1313 (452-1313)	2006
1259 (423-1259)	2005
915 (338-915)	2001
764 (424-764)	2002

#### RUSHING ATTEMPTS

554 (554-1788)	2003
471 (471-1521)	2004
465 (465-1638)	2007
452 (452-1313)	2006
424 (424-764)	2002
423 (423-1259)	2005
416 (416-1804)	2008
338 (338-915)	2001

#### RUSHING TDS

17	2003
17	2007
16	2004
16	2008
12	2001
9	2006
9	2002
6	2005

#### AVERAGE YARDS/RUSH

4.34 (416-1804)	2008
3.52 (465-1638)	2007
3.23 (471-1521)	2004
3.23 (554-1788)	2003
2.98 (423-1259)	2005
2.90 (452-1313)	2006
2.71 (338-915)	2001
1.80 (424-764)	2002

#### RUSHING YARDS/GAME

138.8 (13 games)	2008
127.7 (14 games)	2003
126.8 (12 games)	2004
126.0 (13 games)	2007
114.5 (11 games)	2005
109.4 (12 games)	2006
91.5 (10 games)	2001
69.5 (11 games)	2002

### PASSING (SEASON)

#### PASS ATTEMPTS

502 (291-502-11)	2007
457 (243-457-15)	2008
385 (249-385-9)	2003

369 (218-369-13)	2004
352 (189-352-14)	2006
297 (156-297-17)	2005
256 (116-256-11)	2001
254 (122-254-8)	2002

#### PASS COMPLETIONS

291 (291-502-11)	2007
249 (249-385-9)	2003
243 (243-457-15)	2008
218 (218-369-13)	2004
189 (189-352-14)	2006
156 (156-297-17)	2005
122 (122-254-8)	2002
116 (116-256-11)	2001

#### PASSING YARDS

3784 (291-502-11)	2007
3418 (249-385-9)	2003
3312 (243-457-15)	2008
3212 (218-369-13)	2004
2255 (189-352-14)	2006
1956 (156-297-17)	2005
1711 (122-254-8)	2002
1684 (116-256-11)	2001

#### PASSING TDS

33	2007
29	2003
25	2008
17	2004
13	2005
11	2006
10	2002
9	2001

#### PASSES HAD INTERCEPTED

17 (156-297-17)	2005
15 (243-457-15)	2008
14 (189-352-14)	2006
13 (218-369-13)	2004
11 (116-256-11)	2001
11 (291-502-11)	2007
9 (249-385-9)	2003
8 (122-254-8)	2002

#### PASS COMPLETION PCT

64.7 (249-385-9)	2003
59.1 (218-369-13)	2004
58.0 (291-502-11)	2007
53.7 (189-352-14)	2006
53.2 (243-457-15)	2008
52.5 (156-297-17)	2005
48.0 (122-254-8)	2002
45.3 (116-256-11)	2001

#### PASS EFFICIENCY

159.4 (249-385-9)	2003
140.4 (218-369-13)	2004
138.6 (291-502-11)	2007
125.5 (243-457-15)	2008
111.3 (122-254-8)	2002
110.8 (156-297-17)	2005

109.9 (189-352-14)	2006
103.6 (116-256-11)	2001

#### AVERAGE YARDS/PASS

8.9 (249-385-9)	2003
8.7 (218-369-13)	2004
7.5 (291-502-11)	2007
7.2 (243-457-15)	2008
6.7 (122-254-8)	2002
6.6 (156-297-17)	2005
6.6 (116-256-11)	2001
6.4 (189-352-14)	2006

#### AVERAGE YARDS/COMPLETION

14.7 (218-369-13)	2004
14.5 (116-256-11)	2001
14.0 (122-254-8)	2002
13.7 (249-385-9)	2003
13.6 (243-457-15)	2008
13.0 (291-502-11)	2007
12.5 (156-297-17)	2005
11.9 (189-352-14)	2006

#### PASSING YARDS/GAME

291.1 (13 games)	2007
267.7 (12 games)	2004
254.8 (13 games)	2008
244.1 (14 games)	2003
187.9 (12 games)	2006
177.8 (11 games)	2005
168.4 (10 games)	2001
155.5 (11 games)	2002

### RECEIVING (SEASON)

#### PASS RECEPTION YARDS

3784 (291-3784)	2007
3418 (249-3418)	2003
3312 (243-3312)	2008
3212 (218-3212)	2004
2255 (189-2255)	2006
1956 (156-1956)	2005
1711 (122-1711)	2002
1684 (116-1684)	2001

#### PASS RECEPTIONS

291 (291-3784)	2007
249 (249-3418)	2003
243 (243-3312)	2008
218 (218-3212)	2004
189 (189-2255)	2006
156 (156-1956)	2005
122 (122-1711)	2002
116 (116-1684)	2001

#### PASS RECEPTION TDS

33	2007
29	2003
25	2008
17	2004
13	2005

11	2006
10	2002
9	2001

#### AVERAGE YARDS/CATCH

14.73 (218-3212)	2004
14.52 (116-1684)	2001
14.02 (122-1711)	2002
13.73 (249-3418)	2003
13.63 (243-3312)	2008
13.00 (291-3784)	2007
12.54 (156-1956)	2005
11.93 (189-2255)	2006

#### RECEPTIONS/GAME

22.38 (13 games)	2007
18.69 (13 games)	2008
18.17 (12 games)	2004
17.79 (14 games)	2003
15.75 (12 games)	2006
14.18 (11 games)	2005
11.60 (10 games)	2001
11.09 (11 games)	2002

### TOTAL OFFENSE (SEASON)

#### TOTAL OFFENSE YARDS

5422 (967-5422)	2007
5206 (939-5206)	2003
5116 (873-5116)	2008
4733 (840-4733)	2004
3568 (804-3568)	2006
3215 (720-3215)	2005
2599 (594-2599)	2001
2475 (678-2475)	2002

#### TDS RESPONSIBLE FOR

83	2007
81	2003
67	2008
51	2004
33	2001
33	2005
33	2006
32	2002

#### TOTAL OFFENSE/GAME

417.1 (13 games)	2007
394.4 (12 games)	2004
393.5 (13 games)	2008
371.9 (14 games)	2003
297.3 (12 games)	2006
292.3 (11 games)	2005
259.9 (10 games)	2001
225.0 (11 games)	2002

#### TOTAL OFFENSE/PLAY

5.86 (873-5116)	2008
5.63 (840-4733)	2004
5.61 (967-5422)	2007

5.54 (939-5206)	2003
4.47 (720-3215)	2005
4.44 (804-3568)	2006
4.38 (594-2599)	2001
3.65 (678-2475)	2002

#### ALL PURPOSE YARDS

7241	2007
6638	2008
6577	2003
6028	2004
4862	2006
4131	2005
3770	2001
3721	2002

#### ALL PURPOSE YARDS/GAME

557.0 (13 games)	2007
510.6 (13 games)	2008
502.3 (12 games)	2004
469.8 (14 games)	2003
405.2 (12 games)	2006
377.0 (10 games)	2001
375.5 (11 games)	2005
338.3 (11 games)	2002

### SCORING (SEASON)

#### TOTAL POINTS SCORED

405 (50 TD, 46 PAT, 19 FG)	2007
404 (52 TD, 50 PAT, 12 FG)	2003
326 (42 TD, 38 PAT, 11 FG)	2008
299 (34 TD, 31 PAT, 20 FG)	2004
181 (22 TD, 19 PAT, 9 FG)	2006
177 (24 TD, 20 PAT, 4 FG)	2001
176 (22 TD, 17 PAT, 9 FG)	2002
148 (20 TD, 16 PAT, 4 FG)	2005

#### TOUCHDOWNS SCORED

52 (17 rush, 29 rcv, 6 ret)	2003
50 (17 rush, 33 rcv)	2007
42 (16 rush, 25 rcv, 1 ret)	2008
34 (16 rush, 17 rcv, 1 ret)	2004
24 (12 rush, 9 rcv, 3 ret)	2001
22 (9 rush, 10 rcv, 3 ret)	2002
22 (9 rush, 11 rcv, 2 ret)	2006
20 (6 rush, 13 rcv, 1 ret)	2005

### EXTRA POINTS (SEASON)

#### PAT KICKS MADE

48 (48-49)	2003
44 (44-46)	2007
37 (37-40)	2008
31 (31-33)	2004
19 (19-21)	2001
18 (18-20)	2006
17 (17-22)	2002
16 (16-17)	2005



# FLORIDA ATLANTIC UNIVERSITY

## PAT KICKS ATTEMPTED

49 (48-49)	2003
46 (44-46)	2007
40 (37-40)	2008
33 (31-33)	2004
22 (17-22)	2002
21 (19-21)	2001
20 (18-20)	2006
17 (16-17)	2005

## PAT KICK PCT

98.0 (48-49)	2003
95.7 (44-46)	2007
94.1 (16-17)	2005
93.9 (31-33)	2004
92.5 (37-40)	2008
90.5 (19-21)	2001
90.0 (18-20)	2006
77.3 (17-22)	2002

## FIELD GOALS (SEASON)

### FIELD GOALS MADE

20 (20-28)	2004
19 (19-27)	2007
12 (12-15)	2003
11 (11-14)	2008
9 (9-12)	2002
9 (9-14)	2006
4 (4-8)	2001
4 (4-10)	2005

### FIELD GOALS ATTEMPTED

28 (20-28)	2004
27 (19-27)	2007
15 (12-15)	2003
14 (11-14)	2008
14 (9-14)	2006
12 (9-12)	2002
10 (4-10)	2005
8 (4-8)	2001

### FIELD GOAL PCT

80.0 (12-15)	2003
78.6 (11-14)	2008
75.0 (9-12)	2002
71.4 (20-28)	2004
70.4 (19-27)	2007
64.3 (9-14)	2006
50.0 (4-8)	2001
40.0 (4-10)	2005

## PUNTING (SEASON)

### PUNT YARDS

2959 (81-2959)	2002
2899 (75-2899)	2003
2816 (74-2816)	2005
2542 (69-2542)	2007
2399 (64-2399)	2006

2374 (64-2374)	2001
2373 (66-2373)	2008
2346 (56-2346)	2004

### PUNT ATTEMPTS

81 (81-2959)	2002
75 (75-2899)	2003
74 (74-2816)	2005
69 (69-2542)	2007
66 (66-2373)	2008
64 (64-2374)	2001
64 (64-2399)	2006
56 (56-2346)	2004

### PUNTS HAD BLOCKED

5 (81-2959)	2002
3 (66-2373)	2008
2 (74-2816)	2005
2 (69-2542)	2007
2 (64-2374)	2001

### AVERAGE YARDS/PUNT

41.89 (56-2346)	2004
38.65 (75-2899)	2003
38.05 (74-2816)	2005
37.48 (64-2399)	2006
37.09 (64-2374)	2001
36.84 (69-2542)	2007
36.53 (81-2959)	2002
35.95 (66-2373)	2008

## PUNT RETURNS (SEASON)

### PUNT RETURN YARDS

367 (39-367)	2004
304 (38-304)	2003
266 (25-266)	2001
247 (31-247)	2008
207 (16-207)	2006
181 (28-181)	2002
103 (25-103)	2007
93 (18-93)	2005

### PUNT RETURNS

39 (39-367)	2004
38 (38-304)	2003
31 (31-247)	2008
28 (28-181)	2002
25 (25-266)	2001
25 (25-103)	2007
18 (18-93)	2005
16 (16-207)	2006

### PUNT RETURN TDS

2	2003
2	2001
1	2002

### AVERAGE YARDS/PUNT RETURN

12.94 (16-207)	2006
10.64 (25-266)	2001

9.41 (39-367)	2004
8.00 (38-304)	2003
7.97 (31-247)	2008
6.46 (28-181)	2002
5.17 (18-93)	2005
4.12 (25-103)	2007

## KICK RETURNS (SEASON)

### KICK RETURN YARDS

1532 (69-1532)	2007
1132 (57-1132)	2008
918 (54-918)	2002
895 (40-895)	2001
868 (46-868)	2006
813 (43-813)	2003
661 (43-661)	2005
630 (33-630)	2004

### KICK RETURNS

69 (69-1532)	2007
57 (57-1132)	2008
54 (54-918)	2002
46 (46-868)	2006
43 (43-661)	2005
43 (43-813)	2003
40 (40-895)	2001
33 (33-630)	2004

### KICK RETURN TDS

### AVERAGE YARDS/KICK RETURN

22.38 (40-895)	2001
22.20 (69-1532)	2007
19.86 (57-1132)	2008
19.09 (33-630)	2004
18.91 (43-813)	2003
18.87 (46-868)	2006
17.00 (54-918)	2002
15.37 (43-661)	2005

## INTERCEPTION RETURNS (SEASON)

### INTERCEPTION RETURN YARDS

298 (16-298)	2004
254 (17-254)	2003
219 (18-219)	2006
184 (19-184)	2007
162 (14-162)	2005
147 (6-147)	2002
143 (13-143)	2008
10 (3-10)	2001

### INTERCEPTIONS

19 (19-184)	2007
18 (18-219)	2006

17 (17-254)	2003
16 (16-298)	2004
14 (14-162)	2005
13 (13-143)	2008
6 (6-147)	2002
3 (3-10)	2001

### INTERCEPTION RETURN TDS

2	2006
2	2003
1	2005
1	2008
1	2002
1	2004

## FUMBLE RETURNS (SEASON)

### FUMBLE RETURN YARDS

122 (3-122)	2001
77 (4-77)	2003
34 (1-34)	2008
21 (2-21)	2002
12 (1-12)	2006
10 (1-10)	2004
6 (1-6)	2007

### FUMBLE RETURNS

4 (4-77)	2003
3 (3-122)	2001
2 (2-21)	2002
1 (1-34)	2008
1 (1-12)	2006
1 (1-10)	2004
1 (1-6)	2007

### FUMBLE RETURN TDS

2	2003
1	2001
1	2002

## DEFENSE (SEASON)

### TOTAL TACKLES

1035 (560-475)	2003
1025 (510-515)	2008
987 (607-380)	2007
826 (439-387)	2002
823 (498-325)	2004
798 (455-343)	2005
766 (415-351)	2001
734 (464-270)	2006

### UNASSISTED TACKLES

607 (607-380)	2007
560 (560-475)	2003
510 (510-515)	2008

498 (498-325)	2004
464 (464-270)	2006
455 (455-343)	2005
439 (439-387)	2002
415 (415-351)	2001

### ASSISTED TACKLES

515 (510-515)	2008
475 (560-475)	2003
387 (439-387)	2002
380 (607-380)	2007
351 (415-351)	2001
343 (455-343)	2005
325 (498-325)	2004
270 (464-270)	2006

### TACKLES FOR LOSS

81.0 (55-52/286)	2003
76.0 (61-30/330)	2004
71.0 (53-36/271)	2002
66.0 (50-32/210)	2007
60.0 (44-32/206)	2006
58.0 (43-30/215)	2008
48.0 (38-20/193)	2001
46.0 (37-18/140)	2005

### YARDS FROM TACKLES FOR LOSS

330 (61-30/330)	2004
286 (55-52/286)	2003
271 (53-36/271)	2002
215 (43-30/215)	2008
210 (50-32/210)	2007
206 (44-32/206)	2006
193 (38-20/193)	2001
140 (37-18/140)	2005

### QUARTERBACK SACKS

28.0 (24-8/184)	2004
25.5 (19-13/159)	2003
24.0 (16-16/156)	2002
20.0 (16-8/110)	2001
19.0 (18-2/130)	2006
16.0 (13-6/94)	2007
14.0 (7-14/74)	2008
6.0 (5-2/23)	2005

### YARDS FROM SACKS

184 (24-8/184)	2004
159 (19-13/159)	2003
156 (16-16/156)	2002
130 (18-2/130)	2006
110 (16-8/110)	2001
94 (13-6/94)	2007
74 (7-14/74)	2008
23 (5-2/23)	2005



## FAU RED-ZONE RESULTS

### 2001 FAU INSIDE OPPONENT RED-ZONE

DATE	OPPONENT	W/L	SCORE	TIMES	TIMES	TOTAL	RUSH	PASS	FGS	-----FAILED TO SCORE INSIDE RZ-----								
				IN RZ	SCORED	PTS	TDS	TDS		TDS	MADE	FGA	DOWNS	INT	FUMB	HALF	GAME	
09/01	SLIPPERY ROCK	L	7-40	0	0	0	0	0	0	0	0	0	0	0	0	0	0	
09/08	AT BETHUNE-COOKMAN	W	31-28	0	0	0	0	0	0	0	0	0	0	0	0	0	0	
09/22	MARIST	W	31-9	4	3	17	2	1	1	1	0	1	0	0	0	0	0	
10/06	AT DRAKE	L	7-31	3	0	0	0	0	0	0	1	1	0	0	1	0	0	
10/13	JACKSONVILLE	W	35-12	5	4	28	4	4	0	0	1	0	0	0	0	0	0	
10/20	ST. MARY'S (CA)	L	10-24	3	2	10	1	1	0	1	0	0	1	0	0	0	0	
10/27	ST. PETER'S	L	0-19	0	0	0	0	0	0	0	0	0	0	0	0	0	0	
11/03	AT GARDNER-WEBB	L	19-35	3	2	13	2	1	1	0	0	1	0	0	0	0	0	
11/10	EASTERN ILLINOIS	L	10-38	2	2	10	1	1	0	1	0	0	0	0	0	0	0	
11/17	ALBANY (NY)	W	27-9	3	2	13	2	2	0	0	0	0	1	0	0	0	0	
<b>TOTALS</b>				<b>23</b>	<b>15</b>	<b>91</b>	<b>12</b>	<b>10</b>	<b>2</b>	<b>3</b>	<b>2</b>	<b>3</b>	<b>2</b>	<b>0</b>	<b>1</b>	<b>0</b>	<b>0</b>	<b>0</b>

15 OF 23 (65.2%)

### 2001 OPPONENTS INSIDE FAU RED-ZONE

DATE	OPPONENT	W/L	SCORE	TIMES	TIMES	TOTAL	RUSH	PASS	FGS	-----FAILED TO SCORE INSIDE RZ-----								
				IN RZ	SCORED	PTS	TDS	TDS		TDS	MADE	FGA	DOWNS	INT	FUMB	HALF	GAME	
09/01	SLIPPERY ROCK	L	7-40	7	5	34	5	5	0	0	0	0	0	2	0	0	0	
09/08	AT BETHUNE-COOKMAN	W	31-28	0	0	0	0	0	0	0	0	0	0	0	0	0	0	
09/22	MARIST	W	31-9	1	1	3	0	0	0	1	0	0	0	0	0	0	0	
10/06	AT DRAKE	L	7-31	5	4	24	3	3	0	1	0	0	1	0	0	0	0	
10/13	JACKSONVILLE	W	35-12	2	2	6	0	0	0	2	0	0	0	0	0	0	0	
10/20	ST. MARY'S (CA)	L	10-24	4	3	17	2	2	0	1	0	0	0	1	0	0	0	
10/27	ST. PETER'S	L	0-19	5	3	17	0	0	0	1	0	1	0	0	1	0	0	
11/03	AT GARDNER-WEBB	L	19-35	4	4	20	2	2	0	2	0	0	0	0	0	0	0	
11/10	EASTERN ILLINOIS	L	10-38	3	3	21	3	2	1	0	0	0	0	0	0	0	0	
11/17	ALBANY (NY)	W	27-9	2	2	9	1	0	1	1	0	0	0	0	0	0	0	
<b>TOTALS</b>				<b>33</b>	<b>27</b>	<b>151</b>	<b>16</b>	<b>14</b>	<b>2</b>	<b>9</b>	<b>0</b>	<b>1</b>	<b>1</b>	<b>3</b>	<b>1</b>	<b>0</b>	<b>0</b>	<b>0</b>

27 OF 33 (81.8%)

### 2002 FAU INSIDE OPPONENT RED-ZONE

DATE	OPPONENT	W/L	SCORE	TIMES	TIMES	TOTAL	RUSH	PASS	FGS	-----FAILED TO SCORE INSIDE RZ-----								
				IN RZ	SCORED	PTS	TDS	TDS		TDS	MADE	FGA	DOWNS	INT	FUMB	HALF	GAME	
08/29	AT USF	L	10-51	3	2	10	1	0	1	1	0	0	0	1	0	0	0	
09/07	BETHUNE-COOKMAN	L	17-30	1	1	3	0	0	0	1	0	0	0	0	0	0	0	
09/14	AT JAMES MADISON	L	13-16	2	1	6	1	0	1	0	1	0	0	0	0	0	0	
09/21	EASTERN KENTUCKY	L	6-22	3	2	6	0	0	0	2	1	0	0	0	0	0	0	
10/05	AT NICHOLLS STATE	L	22-33	4	2	9	1	1	0	1	0	0	0	2	0	0	0	
10/12	YOUNGSTOWN STATE	L	17-24	3	3	17	2	2	0	1	0	0	0	0	0	0	0	
10/26	AT TROY	L	6-21	1	1	6	1	0	1	0	0	0	0	0	0	0	0	
11/02	AT CONNECTICUT	L	14-61	1	1	7	1	0	1	0	0	0	0	0	0	0	0	
11/09	MORRIS BROWN	W	34-13	5	4	28	4	2	2	0	0	0	0	0	1	0	0	
11/16	AT EASTERN ILLINOIS	L	6-47	1	1	6	1	1	0	0	0	0	0	0	0	0	0	
11/23	FLORIDA INTERNATIONAL	W	31-21	4	4	24	3	3	0	1	0	0	0	0	0	0	0	
<b>TOTALS</b>				<b>28</b>	<b>22</b>	<b>122</b>	<b>15</b>	<b>9</b>	<b>6</b>	<b>7</b>	<b>2</b>	<b>0</b>	<b>0</b>	<b>3</b>	<b>1</b>	<b>0</b>	<b>0</b>	<b>0</b>

22 OF 28 (78.6%)

### 2002 OPPONENTS INSIDE FLORIDA ATLANTIC RED-ZONE

DATE	OPPONENT	W/L	SCORE	TIMES	TIMES	TOTAL	RUSH	PASS	FGS	-----FAILED TO SCORE INSIDE RZ-----								
				IN RZ	SCORED	PTS	TDS	TDS		TDS	MADE	FGA	DOWNS	INT	FUMB	HALF	GAME	
08/29	AT USF	L	10-51	8	7	41	5	3	2	2	0	0	1	0	0	0	0	
09/07	BETHUNE-COOKMAN	L	17-30	3	2	9	1	0	1	1	1	0	0	0	0	0	0	
09/14	AT JAMES MADISON	L	13-16	6	3	13	1	1	0	2	2	0	1	0	0	0	0	
09/21	AT EASTERN KENTUCKY	L	6-22	6	4	20	2	2	0	2	0	1	1	0	0	0	0	
10/05	AT NICHOLLS STATE	L	22-33	4	3	20	3	3	0	0	1	0	0	0	0	0	0	
10/12	YOUNGSTOWN STATE	L	17-24	3	3	17	2	2	0	1	0	0	0	0	0	0	0	
10/26	AT TROY	L	6-21	3	2	14	2	2	0	0	0	0	0	1	0	0	0	
11/02	AT CONNECTICUT	L	14-61	8	6	38	5	2	3	1	0	1	0	1	0	0	0	
11/09	MORRIS BROWN	W	34-13	3	2	13	2	1	1	0	1	0	0	0	0	0	0	
11/16	AT EASTERN ILLINOIS	L	6-47	6	6	40	6	3	3	0	0	0	0	0	0	0	0	
11/23	FLORIDA INTERNATIONAL	W	31-21	1	1	7	1	0	1	0	0	0	0	0	0	0	0	
<b>TOTALS</b>				<b>51</b>	<b>39</b>	<b>232</b>	<b>30</b>	<b>19</b>	<b>11</b>	<b>9</b>	<b>5</b>	<b>2</b>	<b>3</b>	<b>2</b>	<b>0</b>	<b>0</b>	<b>0</b>	<b>0</b>

39 OF 51 (76.5%)

HISTORY



## FLORIDA ATLANTIC UNIVERSITY

### 2003 FAU INSIDE OPPONENT RED-ZONE

DATE	OPPONENT	W/L	SCORE	TIMES	TIMES	TOTAL	RUSH			PASS		FGS		-----FAILED TO SCORE INSIDE RZ-----					
				IN RZ	SCORED	PTS	TDS	TDS	TDS	MADE	FGA	DOWNS	INT	FUMB	HALF	GAME			
08/28	AT MIDDLE TENNESSEE	W	20-19	1	1	7	1	0	1	0	0	0	0	0	0	0	0	0	
09/06	VALDOSTA STATE	L	17-45	2	2	10	1	1	0	1	0	0	0	0	0	0	0	0	
09/13	AT UCF	L	29-33	3	3	22	3	1	2	0	0	0	0	0	0	0	0	0	
09/20	AT YOUNGSTOWN STATE	W	13-6	2	2	10	1	0	1	1	0	0	0	0	0	0	0	0	
09/27	AT ILLINOIS STATE	W	28-10	3	2	14	2	1	1	0	0	0	0	0	0	1	0	0	
10/04	TEXAS STATE	W	27-14	5	3	20	3	3	0	0	0	1	0	1	0	0	0	0	
10/11	NICHOLLS STATE	W	31-23	4	3	17	2	0	2	1	1	0	0	0	0	0	0	0	
10/18	U. NORTHERN COLORADO	W	21-19	3	2	14	2	0	2	0	1	0	0	0	0	0	0	0	
11/01	GARDNER-WEBB	W	31-26	4	3	21	3	2	1	0	0	0	0	0	0	1	0	0	
11/15	SIENA COLLEGE	W	51-3	8	6	42	6	2	4	0	0	1	0	0	0	1	0	0	
11/22	AT FLORIDA INTERNATIONAL	W	32-23	4	4	24	3	1	2	1	0	0	0	0	0	0	0	0	
11/29	AT BETHUNE-COOKMAN	W	32-24	2	2	10	1	1	0	1	0	0	0	0	0	0	0	0	
12/06	AT NORTHERN ARIZONA	W	48-25	5	5	35	5	1	4	0	0	0	0	0	0	0	0	0	
12/13	COLGATE	L	24-36	4	2	14	2	1	1	0	0	1	1	0	0	0	0	0	
<b>TOTALS</b>				<b>50</b>	<b>40</b>	<b>260</b>	<b>35</b>	<b>14</b>	<b>21</b>	<b>5</b>	<b>2</b>	<b>3</b>	<b>1</b>	<b>1</b>	<b>3</b>	<b>0</b>	<b>0</b>	<b>0</b>	<b>0</b>

40 OF 50 (80.0%)

### 2003 OPPONENTS INSIDE FAU RED-ZONE

DATE	OPPONENT	W/L	SCORE	TIMES	TIMES	TOTAL	RUSH			PASS		FGS		-----FAILED TO SCORE INSIDE RZ-----					
				IN RZ	SCORED	PTS	TDS	TDS	TDS	MADE	FGA	DOWNS	INT	FUMB	HALF	GAME			
08/28	AT MIDDLE TENNESSEE	W	20-19	5	4	19	2	1	1	2	0	1	0	0	0	0	0	0	
09/06	VALDOSTA STATE	L	17-45	6	6	38	5	1	4	1	0	0	0	0	0	0	0	0	
09/13	AT UCF	L	29-33	5	4	23	3	1	2	1	1	0	0	0	0	0	0	0	
09/20	AT YOUNGSTOWN STATE	W	13-6	2	1	3	0	0	0	1	0	0	0	0	1	0	0	0	
09/27	AT ILLINOIS STATE	W	28-10	1	0	0	0	0	0	0	1	0	0	0	0	0	0	0	
10/04	TEXAS STATE	W	27-14	3	2	14	2	2	0	0	0	0	0	0	1	0	0	0	
10/11	NICHOLLS STATE	W	31-23	4	3	17	2	1	1	1	0	0	0	0	1	0	0	0	
10/18	NORTHERN COLORADO	W	21-19	1	1	7	1	1	0	0	0	0	0	0	0	0	0	0	
11/01	GARDNER-WEBB	W	31-26	5	4	24	3	3	0	1	0	0	1	0	0	0	0	0	
11/15	SIENA	W	51-3	0	0	0	0	0	0	0	0	0	0	0	0	0	0	0	
11/22	AT FLORIDA INTERNATIONAL	W	32-23	3	3	17	2	2	0	1	0	0	0	0	0	0	0	0	
11/29	AT BETHUNE-COOKMAN	W	32-24	3	3	17	2	1	1	1	0	0	0	0	0	0	0	0	
12/06	AT NORTHERN ARIZONA	W	48-25	4	3	18	2	0	2	1	0	1	0	0	0	0	0	0	
12/13	COLGATE	L	24-36	6	6	36	5	2	3	1	0	0	0	0	0	0	0	0	
<b>TOTALS</b>				<b>48</b>	<b>40</b>	<b>233</b>	<b>29</b>	<b>15</b>	<b>14</b>	<b>11</b>	<b>2</b>	<b>2</b>	<b>1</b>	<b>3</b>	<b>0</b>	<b>0</b>	<b>0</b>	<b>0</b>	<b>0</b>

40 OF 48 (83.3%)

### 2004 FAU INSIDE OPPONENT RED-ZONE

DATE	OPPONENT	W/L	SCORE	TIMES	TIMES	TOTAL	RUSH			PASS		FGS		-----FAILED TO SCORE INSIDE RZ-----					
				IN RZ	SCORED	PTS	TDS	TDS	TDS	MADE	FGA	DOWNS	INT	FUMB	HALF	GAME			
09/04	AT HAWAII	W	35-28	5	4	19	2	1	1	2	0	0	0	0	1	0	0	0	
09/11	AT NORTH TEXAS	W	20-13	6	4	20	2	2	0	2	0	1	0	1	0	0	1	0	
09/18	AT MIDDLE TENNESSEE	W	27-20	4	3	13	1	0	1	2	0	1	0	1	0	0	0	0	
10/09	AT TEXAS STATE	W	20-13	4	2	10	1	1	0	1	0	0	1	1	1	0	0	0	
10/16	AT NORTHERN COLORADO	W	39-24	4	4	20	2	2	0	2	0	0	0	0	0	0	0	0	
10/23	LOUISIANA-MONROE	L	13-17	2	2	10	1	1	0	1	0	0	0	0	0	0	0	0	
10/30	AT FLORIDA A&M	W	38-8	8	5	31	4	2	2	1	2	0	1	0	0	0	0	0	
11/06	AT TROY	L	6-24	2	1	3	0	0	0	1	0	0	1	0	0	0	0	0	
11/13	NEW MEXICO STATE	L	7-35	2	1	7	1	0	1	0	1	0	0	0	0	0	0	0	
11/20	ILLINOIS STATE	W	28-0	6	5	26	3	1	2	2	0	1	0	0	0	0	0	0	
11/27	EDWARD WATERS	W	49-15	7	6	42	6	5	1	0	0	0	0	1	0	0	0	0	
12/04	FLORIDA INTERNATIONAL	W	17-10	3	2	10	1	0	1	1	1	0	0	0	0	0	0	0	
<b>TOTALS</b>				<b>53</b>	<b>39</b>	<b>211</b>	<b>24</b>	<b>15</b>	<b>9</b>	<b>15</b>	<b>4</b>	<b>3</b>	<b>3</b>	<b>2</b>	<b>2</b>	<b>0</b>	<b>0</b>	<b>0</b>	<b>0</b>

39 OF 53 (73.6%)

### 2004 OPPONENTS INSIDE FAU RED-ZONE

DATE	OPPONENT	W/L	SCORE	TIMES	TIMES	TOTAL	RUSH			PASS		FGS		-----FAILED TO SCORE INSIDE RZ-----					
				IN RZ	SCORED	PTS	TDS	TDS	TDS	MADE	FGA	DOWNS	INT	FUMB	HALF	GAME			
09/04	AT HAWAII	W	35-28	5	4	28	4	2	2	0	0	1	0	0	0	0	0	0	
09/11	AT NORTH TEXAS	W	20-13	2	2	10	1	1	0	1	0	0	0	0	0	0	0	0	
09/18	AT MIDDLE TENNESSEE	W	27-20	5	4	20	2	1	1	2	0	0	1	0	0	0	0	0	
10/09	AT TEXAS STATE	W	20-13	3	1	7	1	1	0	0	1	0	1	0	0	0	0	0	
10/16	AT NORTHERN COLORADO	W	39-24	5	4	24	3	1	2	1	1	0	0	0	0	0	0	0	
10/23	LOUISIANA-MONROE	L	13-17	3	2	10	1	0	1	1	0	1	0	0	0	0	0	0	
10/30	AT FLORIDA A&M	W	38-8	2	1	8	1	0	1	0	0	0	1	0	0	0	0	0	
11/06	TROY	L	6-24	2	2	10	1	1	0	1	0	0	0	0	0	0	0	0	
11/13	NEW MEXICO STATE	L	7-35	5	4	28	4	3	1	0	0	1	0	0	0	0	0	0	
11/20	ILLINOIS STATE	W	28-0	1	0	0	0	0	0	0	0	0	1	0	0	0	0	0	
11/27	EDWARD WATERS	W	49-15	3	2	15	2	1	1	0	0	1	0	0	0	0	0	0	
12/04	FLORIDA INTERNATIONAL	W	17-10	4	2	10	1	0	1	1	2	0	0	0	0	0	0	0	
<b>TOTALS</b>				<b>40</b>	<b>28</b>	<b>170</b>	<b>21</b>	<b>11</b>	<b>10</b>	<b>7</b>	<b>4</b>	<b>4</b>	<b>4</b>	<b>0</b>	<b>0</b>	<b>0</b>	<b>0</b>	<b>0</b>	<b>0</b>

28 OF 40 (70.0%)



## FAU RED-ZONE RESULTS

HISTORY

### 2005 FAU INSIDE OPPONENT RED-ZONE

DATE	OPPONENT	W/L	SCORE	TIMES	TIMES	TOTAL	RUSH	PASS	FGS	-----FAILED TO SCORE INSIDE RZ-----								
				IN RZ	SCORED	PTS	TDS	TDS		TDS	MADE	FGA	DOWN	INT	FUMB.	HALF	GAME	
09/03	AT KANSAS	L	19-30	2	1	6	1	0	1	0	0	0	0	0	1	0	0	
09/08	OKLAHOMA STATE	L	3-23	2	1	3	0	0	0	1	0	1	0	0	0	0	0	
09/17	AT MINNESOTA	L	7-46	1	1	7	1	1	0	0	0	0	0	0	0	0	0	
09/22	LOUISIANA-MONROE	L	21-28	2	2	14	2	0	2	0	0	0	0	0	0	0	0	
10/01	AT LOUISVILLE	L	10-61	1	1	7	1	0	1	0	0	0	0	0	0	0	0	
10/06	AT LOUISIANA-LAFAYETTE	W	28-10	4	3	21	3	1	2	0	1	0	0	0	0	0	0	
10/15	MIDDLE TENNESSEE	L	14-35	2	2	14	2	2	0	0	0	0	0	0	0	0	0	
10/22	AT ARKANSAS STATE	L	0-3	0	0	0	0	0	0	0	0	0	0	0	0	0	0	
11/05	AT TROY	L	14-28	2	1	7	1	0	1	0	0	0	1	0	0	0	0	
11/12	NORTH TEXAS	W	26-23	6	5	26	3	2	1	2	1	0	0	0	0	0	0	
11/26	AT FLORIDA INTERNATIONAL	L	6-52	1	0	0	0	0	0	0	0	0	1	0	0	0	0	
<b>TOTALS</b>				<b>23</b>	<b>17</b>	<b>105</b>	<b>14</b>	<b>6</b>	<b>8</b>	<b>3</b>	<b>2</b>	<b>1</b>	<b>2</b>	<b>1</b>	<b>0</b>	<b>0</b>	<b>0</b>	<b>0</b>

17 OF 23 (73.9%)

### 2005 OPPONENTS INSIDE FLORIDA ATLANTIC RED-ZONE

DATE	OPPONENT	W/L	SCORE	TIMES	TIMES	TOTAL	RUSH	PASS	FGS	-----FAILED TO SCORE INSIDE RZ-----								
				IN RZ	SCORED	PTS	TDS	TDS		TDS	MADE	FGA	DOWN	INT	FUMB.	HALF	GAME	
09/03	AT KANSAS	L	19-30	3	3	17	2	1	1	1	0	0	0	0	0	0	0	
09/08	OKLAHOMA STATE	L	3-23	5	5	23	2	2	0	3	0	0	0	0	0	0	0	
09/17	AT MINNESOTA	L	7-46	3	3	13	1	1	0	2	0	0	0	0	0	0	0	
09/22	LOUISIANA-MONROE	L	21-28	3	3	21	3	2	1	0	0	0	0	0	0	0	0	
10/01	AT LOUISVILLE	L	10-61	9	7	45	6	6	0	1	0	1	1	0	0	0	0	
10/06	AT LOUISIANA-LAFAYETTE	W	28-10	2	2	10	1	1	0	1	0	0	0	0	0	0	0	
10/15	MIDDLE TENNESSEE	L	14-35	5	5	35	5	5	0	0	0	0	0	0	0	0	0	
10/22	AT ARKANSAS STATE	L	0-3	3	1	3	0	0	0	1	1	0	1	0	0	0	0	
11/05	AT TROY	L	14-28	4	3	21	3	1	2	0	1	0	0	0	0	0	0	
11/02	NORTH TEXAS	W	26-23	2	1	7	1	1	0	0	0	1	0	0	0	0	0	
11/26	AT FLORIDA INTERNATIONAL	L	6-52	3	3	17	2	2	0	1	0	0	0	0	0	0	0	
<b>TOTALS</b>				<b>42</b>	<b>36</b>	<b>212</b>	<b>26</b>	<b>22</b>	<b>4</b>	<b>10</b>	<b>2</b>	<b>2</b>	<b>2</b>	<b>2</b>	<b>0</b>	<b>0</b>	<b>0</b>	<b>0</b>

36 OF 42 (85.7%)

### 2006 FAU INSIDE OPPONENT RED-ZONE

DATE	OPPONENT	W/L	SCORE	TIMES	TIMES	TOTAL	RUSH	PASS	FGS	-----FAILED TO SCORE INSIDE RZ-----								
				IN RZ	SCORED	PTS	TDS	TDS		TDS	MADE	FGA	DOWN	INT	FUMB.	HALF	GAME	
09/02	AT CLEMSON	L	6-54	4	2	6	0	0	0	2	0	0	1	0	1	0	0	
09/09	KANSAS STATE	L	0-45	0	0	0	0	0	0	0	0	0	0	0	0	0	0	
09/16	AT OKLAHOMA STATE	L	8-48	2	1	8	1	1	0	0	0	0	1	0	0	0	0	
09/23	AT SOUTH CAROLINA	L	6-45	1	0	0	0	0	0	0	0	1	0	0	0	0	0	
09/30	AT LOUISIANA MONROE	W	21-19	3	2	14	2	2	0	0	1	0	0	0	0	0	0	
10/12	SOUTHERN UTAH	W	32-7	4	3	19	3	1	2	0	0	0	0	0	1	0	0	
10/18	LOUISIANA-LAFAYETTE	L	0-6	2	0	0	0	0	0	0	0	0	0	1	1	0	0	
10/28	ARKANSAS STATE	W	29-0	4	3	13	1	0	1	2	0	0	1	0	0	0	0	
11/04	AT MIDDLE TENNESSEE	L	14-35	4	2	14	2	1	1	0	1	1	0	0	0	0	0	
11/11	TROY	L	17-24	3	3	17	2	0	2	1	0	0	0	0	0	0	0	
11/18	AT NORTH TEXAS	W	17-16	2	2	10	1	1	0	1	0	0	0	0	0	0	0	
11/25	FLORIDA INTERNATIONAL	W	31-0	5	5	31	4	2	2	1	0	0	0	0	0	0	0	
<b>TOTALS</b>				<b>34</b>	<b>23</b>	<b>132</b>	<b>16</b>	<b>8</b>	<b>8</b>	<b>7</b>	<b>2</b>	<b>2</b>	<b>3</b>	<b>1</b>	<b>3</b>	<b>0</b>	<b>0</b>	<b>0</b>

23 OF 34 (67.6%)

### 2006 OPPONENTS INSIDE FAU RED-ZONE

DATE	OPPONENT	W/L	SCORE	TIMES	TIMES	TOTAL	RUSH	PASS	FGS	-----FAILED TO SCORE INSIDE RZ-----								
				IN RZ	SCORED	PTS	TDS	TDS		TDS	MADE	FGA	DOWN	INT	FUMB.	HALF	GAME	
09/02	AT CLEMSON	L	6-54	6	4	24	3	1	2	1	1	0	0	1	0	0	0	
09/09	AT KANSAS STATE	L	0-45	4	3	17	2	1	1	1	1	0	0	0	0	0	0	
09/16	AT OKLAHOMA STATE	L	8-48	5	4	24	3	3	0	1	0	0	0	0	1	0	0	
09/23	AT SOUTH CAROLINA	L	6-45	6	5	31	4	1	3	1	1	0	0	0	0	0	0	
09/30	AT LOUISIANA MONROE	W	21-19	4	3	16	2	1	1	1	0	0	1	0	0	0	0	
10/12	SOUTHERN UTAH	W	32-7	3	1	7	1	0	1	0	0	1	1	0	0	0	0	
10/18	LOUISIANA-LAFAYETTE	L	0-6	1	0	0	0	0	0	0	1	0	0	0	0	0	0	
10/2/8	ARKANSAS STATE	W	29-0	0	0	0	0	0	0	0	0	0	0	0	0	0	0	
11/04	AT MIDDLE TENNESSEE	L	14-35	3	2	14	2	2	0	0	0	0	0	1	0	0	0	
11/11	TROY	L	17-24	1	0	0	0	0	0	0	1	0	0	0	0	0	0	
11/18	AT NORTH TEXAS	W	17-16	4	3	13	1	1	0	2	0	0	1	0	0	0	0	
11/25	FLORIDA INTERNATIONAL	W	31-0	1	0	0	0	0	0	0	0	0	0	0	1	0	0	
<b>TOTALS</b>				<b>38</b>	<b>25</b>	<b>146</b>	<b>18</b>	<b>10</b>	<b>8</b>	<b>7</b>	<b>4</b>	<b>1</b>	<b>3</b>	<b>2</b>	<b>2</b>	<b>0</b>	<b>0</b>	<b>0</b>

25 OF 38 (65.8%)



## FLORIDA ATLANTIC UNIVERSITY

### 2007 FAU INSIDE OPPONENT RED-ZONE

DATE	OPPONENT	W/L	SCORE	TIMES		TOTAL	RUSH	PASS			FGS		-----FAILED TO SCORE INSIDE RZ-----					
				IN RZ	SCORED			PTS	TDS	TDS	TDS	MADE	FGA	DOWNES	INT	FUMB	HALF	GAME
09/01	MIDDLE TENNESSEE	W	27-14	5	4	20	2	1	1	2	1	0	0	0	0	0	0	
09/08	AT OKLAHOMA STATE	L	6-42	2	1	3	0	0	0	1	0	0	1	0	0	0	0	
09/15	MINNESOTA	W	42-39	4	4	28	4	1	3	0	0	0	0	0	0	0	0	
09/22	AT NORTH TEXAS	W	30-20	6	5	23	2	2	0	3	0	1	0	0	0	0	0	
09/29	AT KENTUCKY	L	17-45	3	3	17	2	1	1	1	0	0	0	0	0	0	0	
10/06	USF	L	23-35	4	3	17	2	0	2	1	1	0	0	0	0	0	0	
10/20	AT LOUISIANA-LAFAYETTE	W	39-32	5	5	32	4	1	3	1	0	0	0	0	0	0	0	
10/27	LOUISIANA-MONROE	L	30-33	7	6	30	3	2	1	3	1	0	0	0	0	0	0	
11/10	ARKANSAS STATE	W	34-31	4	4	25	3	1	2	1	0	0	0	0	0	0	0	
11/17	AT FLORIDA	L	20-59	2	2	14	2	1	1	0	0	0	0	0	0	0	0	
11/24	AT FLA. INTERNATIONAL	W	55-23	5	5	34	5	2	3	0	0	0	0	0	0	0	0	
12/01	AT TROY	W	38-32	6	5	31	4	2	2	1	1	0	0	0	0	0	0	
12/21	VS MEMPHIS	W	44-27	6	6	37	5	1	4	1	0	0	0	0	0	0	0	
<b>TOTALS</b>				<b>59</b>	<b>53</b>	<b>311</b>	<b>38</b>	<b>15</b>	<b>23</b>	<b>15</b>	<b>4</b>	<b>1</b>	<b>1</b>	<b>0</b>	<b>0</b>	<b>0</b>	<b>0</b>	<b>0</b>

53 OF 59 (89.8%)

### 2007 OPPONENTS INSIDE FLORIDA ATLANTIC RED-ZONE

DATE	OPPONENT	W/L	SCORE	TIMES		TOTAL	RUSH	PASS			FGS		-----FAILED TO SCORE INSIDE RZ-----					
				IN RZ	SCORED			PTS	TDS	TDS	TDS	MADE	FGA	DOWNES	INT	FUMB	HALF	GAME
09/01	MIDDLE TENNESSEE	W	27-14	1	0	0	0	0	0	0	0	0	1	0	0	0	0	
09/08	AT OKLAHOMA STATE	L	6-42	4	2	14	2	1	1	0	0	1	0	0	1	0	0	
09/15	MINNESOTA	W	42-39	5	4	25	3	0	3	1	0	0	0	1	0	0	0	
09/22	AT NORTH TEXAS	W	30-20	5	3	13	1	0	1	2	1	0	1	0	0	0	0	
09/29	AT KENTUCKY	L	17-45	4	3	17	2	0	2	1	0	0	1	0	0	0	0	
10/06	USF	L	23-35	3	3	21	3	3	0	0	0	0	0	0	0	0	0	
10/20	AT LOUISIANA-LAFAYETTE	W	39-32	5	4	19	2	2	0	2	0	1	0	0	0	0	0	
10/27	LOUISIANA-MONROE	L	30-33	7	5	27	3	1	2	2	2	0	0	0	0	0	0	
11/10	ARKANSAS STATE	W	34-31	5	5	31	4	3	1	1	0	0	0	0	0	0	0	
11/17	AT FLORIDA	L	20-59	6	6	38	5	3	2	1	0	0	0	0	0	0	0	
11/24	AT FLA. INTERNATIONAL	W	55-23	4	3	17	2	0	2	1	0	1	0	0	0	0	0	
12/01	AT TROY	W	38-32	7	7	32	3	1	2	4	0	0	0	0	0	0	0	
12/21	VS MEMPHIS	W	44-27	4	4	24	3	0	3	1	0	0	0	0	0	0	0	
<b>TOTALS</b>				<b>60</b>	<b>49</b>	<b>278</b>	<b>33</b>	<b>14</b>	<b>19</b>	<b>16</b>	<b>3</b>	<b>3</b>	<b>3</b>	<b>3</b>	<b>1</b>	<b>1</b>	<b>0</b>	<b>0</b>

49 OF 60 (81.7%)

### 2008 FAU INSIDE OPPONENT RED-ZONE

DATE	OPPONENT	W/L	SCORE	TIMES		TOTAL	RUSH	PASS			FGS		-----FAILED TO SCORE INSIDE RZ-----					
				IN RZ	SCORED			PTS	TDS	TDS	TDS	MADE	FGA	DOWNES	INT	FUMB	HALF	GAME
08/30	AT TEXAS	L	10-52	4	2	10	1	0	1	1	0	0	1	1	0	0	0	
09/06	UAB	W	49-34	4	3	21	3	2	1	0	1	0	0	0	0	0	0	
09/13	AT MICHIGAN STATE	L	0-17	2	0	0	0	0	0	0	0	1	0	1	0	0	0	
09/20	AT MINNESOTA	L	3-37	1	1	3	0	0	0	1	0	0	0	0	0	0	0	
09/30	AT MIDDLE TENNESSEE	L	13-14	3	2	6	0	0	0	2	0	0	0	1	0	0	0	
10/07	TROY	L	17-30	5	3	17	2	1	1	1	1	0	1	0	0	0	0	
10/18	WKU	W	24-20	4	3	17	2	1	1	1	0	1	0	0	0	0	0	
10/25	AT ULM	W	29-28	6	5	23	2	1	1	3	0	1	0	0	0	0	0	
11/08	NT	W	46-13	5	5	30	4	1	3	1	0	0	0	0	0	0	0	
11/15	ULL	W	40-29	6	5	33	5	2	3	0	1	0	0	0	0	0	0	
11/22	AT ASU	L	14-28	2	2	14	2	1	1	0	0	0	0	0	0	0	0	
11/29	FIU	W	57-50	6	6	43	6	2	4	0	0	0	0	0	0	0	0	
11/26	VS CENTRAL MICHIGAN	W	24-21	4	3	17	2	1	1	1	0	0	0	0	1	0	0	
<b>TOTALS</b>				<b>52</b>	<b>40</b>	<b>234</b>	<b>29</b>	<b>12</b>	<b>17</b>	<b>11</b>	<b>3</b>	<b>3</b>	<b>2</b>	<b>3</b>	<b>1</b>	<b>0</b>	<b>0</b>	<b>0</b>

40 OF 52 (76.9%)

### 2008 OPPONENTS INSIDE FAU RED-ZONE

DATE	OPPONENT	W/L	SCORE	TIMES		TOTAL	RUSH	PAS			FGS		-----FAILED TO SCORE INSIDE RZ-----					
				IN RZ	SCORED			PTS	TDS	TDS	TDS	MADE	FGA	DOWNES	INT	FUMB	HALF	GAME
08/30	AT TEXAS	L	10-52	8	8	52	7	3	4	1	0	0	0	0	0	0	0	
09/06	UAB	W	49-34	6	5	31	4	2	2	1	0	1	0	0	0	0	0	
09/13	AT MICHIGAN STATE	L	0-17	3	2	10	1	1	0	1	0	1	0	0	0	0	0	
09/20	AT MINNESOTA	L	3-37	5	4	24	3	3	0	1	0	0	1	0	0	0	0	
09/30	AT MIDDLE TENNESSEE	L	13-14	2	0	0	0	0	0	0	0	2	0	0	0	0	0	
10/07	TROY	L	17-30	7	6	30	3	3	0	3	0	0	0	0	1	0	0	
10/18	AT WKU	W	24-20	3	2	6	0	0	0	2	0	0	1	0	0	0	0	
10/25	AT ULM	W	29-28	5	4	28	4	1	3	0	0	0	0	1	0	0	0	
11/08	NT	W	46-13	3	2	13	2	2	0	0	1	0	0	0	0	0	0	
11/15	UL	W	40-29	3	2	14	2	1	1	0	0	1	0	0	0	0	0	
11/22	AT ASU	L	14-28	4	2	14	2	1	1	0	1	0	0	0	1	0	0	
11/29	FIU	W	57-50	5	4	22	3	3	0	1	0	0	0	0	1	0	0	
12/26	VS CENTRAL MICHIGAN	W	24-21	5	4	21	2	0	2	2	0	1	0	0	0	0	0	
<b>TOTALS</b>				<b>59</b>	<b>45</b>	<b>265</b>	<b>33</b>	<b>20</b>	<b>13</b>	<b>12</b>	<b>2</b>	<b>6</b>	<b>2</b>	<b>1</b>	<b>3</b>	<b>0</b>	<b>0</b>	<b>0</b>

45 OF 59 (76.3%)

# BACK-TO-BACK BOWL CHAMPIONS 2007 & 2008



## ALL-TIME GAME CAPTAINS

2001	DATE	OPPONENT	CAPTAINS	FAU RESULT	DEFENDS
	09/01/01	Slippery Rock	Allen, Jahn, Poitier, Laskowski	Lost/Received	East
	09/08/01	Bethune-Cookman	Allen and Poitier	Lost/Kicks	West
	09/22/01	Marist	Allen, Mathews, Guerrier, Johnson	Lost/Received	East
	10/06/01	Drake	Allen and Schubert	Lost/Defends	South
	10/13/01	Jacksonville	Allen, Richards, Johnson, Poitier	Lost/Received	East
	10/20/01	St. Mary's (CA)	Allen, D. Parker, Higgins, Hernandez	Won/Received	West
	10/27/01	St. Peter's	Allen, D. Parker, Poitier, Guerrier	Lost/Received	East
	11/03/01	Gardner-Webb	Allen and Poitier	Won/Defends	South
	11/10/01	Eastern Illinois	Jahn, Pasick, Mathews, McCullough	Lost/Defends	West
	11/17/01	Albany (NY)	Allen, Johnson	Won/Defends	West

2002	DATE	OPPONENT	CAPTAINS	FAU RESULT	DEFENDS
	08/29/02	South Florida	Allen, Laskowski	Lost/Received	South
	09/07/02	Bethune-Cookman	Poitier, Richards	Won/Defers	East
	09/14/02	James Madison	Tellis, Jordan	Lost/Received	North
	09/21/02	Eastern Kentucky	Harper, Guerrier	Won/Deferred	North
	10/05/02	Nicholls State	Allen, Guerrier	Won/Deferred	North
	10/12/02	Youngstown State	Sloan, Allen, McCoy	Won/Deferred	East
	10/26/02	Troy State	McDowell, Rodgers, Parker and Gray	Lost/Deferred	West
	11/01/02	Connecticut	Hughley, Allen, Barron, Roberts	Won/Deferred	North
	11/09/02	Morris Brown	Guerrier, Allen, Rosas, Myers	Won/Deferred	West
	11/16/02	Eastern Illinois	Guerrier, Allen, Hughley	Won/Deferred	South
	11/23/02	FIU	Allen, Laskowski, Prudenti, Hughley	Won/Received	East

2003	DATE	OPPONENT	CAPTAINS	TOSS/ELECTS	DEFENDS
	08/28/03	Middle Tennessee	Allen, Guffey, Guerrier, Higgins	Lost/Received	North
	09/06/03	Valdosta State	Laskowski, Guerrier, Richards, Prudenti, Bynes, Rosas	Lost/Received	West
	09/13/03	Central Florida	Campos, Earls, Laskowski, Guerrier	Won /Received	South
	09/20/03	Youngstown State	Crissinger-Hill, Skinner, Allen, Higgins, Myers	Won/Received	South
	09/27/03	Illinois State	Pugh, Skinner, Fischer, Allen	Lost/Received	East
	10/04/03	Texas State	Sloan, Hughley, Taylor, Pare	Lost/Defended	East
	10/11/03	Nicholls State	Roundtree, Campos, Higgins, Gordon, Jackson	Won/Received	East
	10/18/03	Northern Colorado	Higgins, Allen, Higgins, Sanchez	Won/Deferred	East
	11/01/03	Gardner-Webb	Jackson, Embick, Guerrier, Rickards, Higgins	Won/Deferred	East
	11/15/03	Siena	Taylor, Hughley, Bynes, Guerrier, McKinley	Lost/Received	West
	11/22/03	FIU	Barron, Hughley, Higgins, Henry, Coker	Won/Received	West
	11/29/03	Bethune-Cookman	Hughley, Sanchez, Richards, Guerrier, Earls	Won/Received	West
	12/06/03	Northern Arizona	Myers, Skinner, Taylor, Tellis, Richard	Won/Received	West
	12/13/03	Colgate	Allen, McKinley, Hughley, Laskowski, Fischer	Lost/Defended	West

2004	DATE	OPPONENT	CAPTAINS	TOSS/ELECTS	DEFENDS
	09/04/04	Hawaii	Allen, Laskowski, Hughley	Lost/Defended	North
	09/11/04	North Texas	Crissinger-Hill, Rodgers, Earls, Taylor	Won/Received	North
	09/18/04	Middle Tennessee	D. Parker, A. Jackson, Higgins, McKinley	Won/Received	North
	10/09/04	Texas State	Brown, Gray, Richards, Hughley	Lost/Received	South
	10/16/04	Northern Colorado	Sanchez, McDowell, Pindell, Guerrier	Won/Received	North
	10/23/04	ULM	Bynes, Higgins, Myers, Sanchez	Won/Received	East
	10/30/04	Florida A&M	Laskowski, Allen	Won/Received	North
	11/06/04	Troy	Bartels, Tellis, Fischer, Earls	Won/Defended	West
	11/13/04	New Mexico State	Pindell, Allen, Laskowski, Guerrier	Won/Defended	East
	11/20/04	Illinois State	McKinley, D. Parker, Coker	Lost/Received.	West
	11/27/04	Edward Waters	Shepherd, Hughley, Akerblom, Walker	Lost/Received	West
	12/04/04	FIU	Sanchez, Jenkins, Bartels	Lost/Defended	West



## ALL-TIME GAME CAPTAINS

2005	DATE	OPPONENT	CAPTAINS	TOSS/ELECTS	DEFENDS
	09/03/05	Kansas	Embick, Earls, Hughley	Lost/Received	North
	09/08/05	Oklahoma State	Pinnick, Smith, Gordon, Embick	Lost/Received	West
	09/17/05	Minnesota	Embick, Smith, Gordon, Earls	Lost/Defended	West
	09/22/05	ULM	Embick, Earls, Hughley, Smith	Won/Received	East
	10/01/05	Louisville	Embick, Earls, Hughley, Smith	Won/Received	South
	10/06/05	ULL	Embick, Skinner, Bartels, Smith	Won/Deferred	North
	10/15/05	Middle Tennessee	Earls, Porter-Isom, Faulk, St. Clair	Won/Deferred	East
	10/22/05	Arkansas State	Smith, McGahee, Bartels, Gordon	Won/Received	North
	11/05/05	Troy	Embick, Smith, Skinner, Benson	Lost/Received	West
	11/12/05	North Texas	McGahee, Smith, St. Clair	Lost/Defended	West
	11/26/05	FIU	Benson, Porter-Isom, Dareus (collective seniors)	Wins/Deferred	East

2006	DATE	OPPONENT	CAPTAINS	TOSS/ELECTS	DEFENDS
	09/02/06	Clemson	Sanchez, Faulk, Bartels, Sincere	Lost/Defended	East
	09/09/06	Kansas State	Pinnick, Sanchez, Acevedo	Won/Deferred	North
	09/16/06	Oklahoma State	Sanchez, Bethel, DeShields, Sincere	Lost/Received	East
	09/23/06	South Carolina	DeShields, Sanchez, Sincere	Won/Deferred	North
	09/30/06	ULM	Sanchez, Pinnick, Greg Joseph	Lost/Received	North
	10/12/06	Southern Utah	Bethel, DeShields, Faulk	Lost/Received	West
	10/18/06	ULL	Housler, Sincere, Pierre	Lost/Defended	East
	10/28/06	Arkansas State	Sanchez, F. Joseph, Akerblom	Wins/Defended.	West
	11/04/06	Middle Tennessee	Small, J. Smith, Bartels	Lost/Received	South
	11/11/06	Troy	J. Jackson, Simeon, Sanchez	Won/Defended	East
	11/18/06	North Texas	Simeon, Sincere, McGahee	Won/Deferred	North
	11/25/06	FIU	Bethel, Faulk	Lost/Received	East

2007	DATE	OPPONENT	CAPTAINS	TOSS/ELECTS	DEFENDS
	09/01/07	Middle Tennessee	Pinnick, Bartels, J. Smith	Won/Received	West
	09/08/07	Oklahoma State	J. Smith, St. Clair, Small, Bartels	Won/Received	West
	09/15/07	Minnesota	Acevedo, F. Joseph, Rizzo	Won/Received	East
	09/22/07	North Texas	Polo, Leroy, Manley	Lost/Defend	West
	09/29/07	Kentucky	Polo, Sincere, Harmon, Rivera	Won/Received	West
	10/06/07	USF	Small, B. Jackson, J. Jackson	Lost/Received	West
	10/20/07	ULL	Sincere, Rose, Edgecomb	Won/Received	North
	10/27/07	ULM	Gent, Small, St. Clair	Won/Defend	West
	11/10/07	Arkansas State	Seniors: for the flip Sincere and J. Smith	Won/Received	East
	11/17/07	Florida	Rose, Bradwell and F. Joseph	Lost/Received	North
	11/24/07	FIU	R. Smith, Sincere, J. Smith, Edgecomb	Lost/Received	West
	12/01/07	Troy	Edgecomb, Gent, Small	Won/Received	West
	12/21/07	vs Memphis	F. Joseph, J. Smith, Sincere	Lost/Received	North

2008	DATE	OPPONENT	CAPTAINS	TOSS/ELECTS	DEFENDS
	08/30/08	Texas	Rizzo, F. Joseph, Edgecomb	Won/Receive	North
	09/06/08	UAB	Smith, F. Joseph, Edgecomb	Won/Receive	West
	09/13/08	Michigan State	Czepiga, Hancock, Alexander	Lost/Receive	North
	09/20/08	Minnesota	Czepiga, Matlock, Myers	Won/Receive	North
	09/30/08	MTSU	Edgecomb, J. Jackson, Peterson	Won/Receive	North
	10/07/08	Troy	Czepiga, B. Jackson, Savidge	Won/Receive	East
	10/18/08	WKU	Alexander, Myers, Housler	Won/Deferred	North
	10/25/08	ULM	Small, Pierre, Alexander	Lost/Receive	South
	11/08/08	UNT	Morris, Hancock, Housler	Won/Received	West
	11/15/08	ULL	G. Joseph, Gent, Jensen, Clark	Lost/Received	East
	11/22/08	ASU	Rose, J. Jackson, Edgecomb, Small	Won/Received	North
	11/29/08	FIU	Czepiga, Paris, F. Joseph	Lost/Received	East
	12/26/08	CMU	Czepiga, F. Joseph, Edgecomb, Paris	Won/Received	South

# BACK-TO-BACK BOWL CHAMPIONS 2007 & 2008



## ALL-TIME GAME BALL WINNERS

AWARDS BEGAN IN 2003

### 2003 GAME BALL WINNERS

GAME	OFFENSIVE	DEFENSIVE	SPECIAL TEAMS	BONE AWARD
@MTSU	Richards Bynes	Laskowski Guerrier	Rosas	Earls
@Youngstown	Chrissinger-Hill Fischer	Terry Pugh	Acevedo	Skinner
Illinois State	Taylor Guffey	Huhley Sloan	Pare	Rickards
Texas State	Jackson Campos	Gordon Roundtree	Higgins	Gordon
Nicholls State	Allen Shepherd	Higgins Sloan	Sanchez	Roundtree
Northern CO	Embick Jackson	Guerrier Rickards Skinner	Higgins	McGahee
Gardner-Webb	Taylor Richards	Hughley Pugh	McKinley	Swain
Siena	Coker Barron	Higgins Rodgers	Henry	Prudenti
FIU	Richards	Skinner	Walker	Laskowski
Bethune-Cookman	Taylor Tellis	Skinner Rickards	Myers	Hughley
Northern Arizona	Allen Fischer	Laskowski Hughley	McKinley	Terry

### 2004 GAME BALL WINNERS

GAME	OFFENSIVE	DEFENSIVE	SPECIAL TEAMS	BONE AWARD
@Hawaii	Crissinger-Hill	Rodgers	Taylor	Earls
@UNT	D. Parker	Higgins	Jackson	McKinley
@MTSU	Richards	Hughley	Brown	Rodgers
@TSU	Sanchez	Guerrier	Pindell	McDowell
@UNC	Bynes	Higgins	Myers	Sanchez
@FAMU	Fischer	Earls	Tellis	Bartels
ISU	Shepherd	Hughley	Ackerblom	Walker
EW	Sanchez	Jenkins	Bartels	None
FIU	Allen	Terry	Pindell	Earls

### 2005 GAME BALL WINNERS

GAME	OFFENSIVE	DEFENSIVE	SPECIAL TEAMS	BONE AWARD
@ULL	Porter-Isom	Pinnick	Hall	
North Texas	Edgecomb	Earls	Kennard	Earls

### 2006 GAME BALL WINNERS

GAME	OFFENSIVE	DEFENSIVE	SPECIAL TEAMS	BONE AWARD
@ULM	Faulk	Bethel	DeShields	Pindell
Southern Utah	Pierre	Sincere	Housler	Bartels
Arkansas State	Smith	Small	Bartels	Small
@North Texas	Pierre	Bartels/ DeShields	Acevedo	
FIU	R. Smith	J. Jackson	Simeon	F. Joseph

### 2007 GAME BALL WINNERS

GAME	OFFENSIVE	DEFENSIVE	SPECIAL TEAMS	BONE AWARD
Middle Tennessee	J. Smith	St. Clair	Small	Bartels
Minnesota	R. Smith	Polo	Leroy	Barnett
@North Texas	Harmon	Sincere	Rivera/Hill	Frantz Joseph
@ULL	Pierre	Sincere	Edgecomb	Czepiga
Arkansas State	Rose	F. Joseph	Bradwell	Sincere
@FIU	Gent	Small	Edgecomb	Sincere
@Troy	Miller	F. Joseph	Hill	Bartels
vs Memphis	J. Smith R. Smith (MV)	Small	Edgecomb	B. Jackson

### 2008 GAME BALL WINNERS

GAME	OFFENSIVE	DEFENSIVE	SPECIAL TEAMS	BONE AWARD
UAB	Jamari Grant	M. Hancock	Ted Czepiga	Ed Alexander
@WKU	Charles Pierre	Corey Small	Keegan Peterson	Corey Small
@ULM	Rob Housler	M. Hancock	Alfred Morris	Austin Jensen
UNT	Charles Pierre	Andre Clark	Austin Jensen	Greg Joseph
ULL	William Rose	Jervonte Jackson	DiIvory Edgecomb	Lester Jean
FIU	Rusty Smith	Frantz Joseph	Ted Czepiga	Jeff Blanchard
vs Central Michigan	Rusty Smith	Frantz Joseph	Alfred Morris	Ted Czepiga



Hand painted game balls follow victories

HISTORY



**ALL-TIME PLAYERS BY HOMETOWNS (high schools)**

**HISTORY**

- APOPKA**  
Chris Shepherd (Apopka)
- ATLANTIC BEACH**  
Jason Pugh (Fletcher)
- BELLE GLADES**  
Curtis Cross (Glades Central)  
Jonathan Mann (Glades)  
Cergile Sincere (Glades)
- BETHANY, CT**  
Ted Czepiga (Amity)
- BOCA RATON**  
Jay Bitzer (Boca Raton)  
Frank Conrad (Boca Raton)  
John De Shields (Boca Raton)  
Kevin Fischer (Pope John Paul II)  
Eric Harper (Pope John Paul II)  
Michael Ippolito (Olympic Heights)  
Warley Leroy (American Heritage)  
Brian Pare (Spanish River)  
James Ray (Boca Raton)  
Nick Seta (Boca Raton)
- BOYNTON BEACH**  
Ricky Bethel (Santaluces)  
Brian Burton (The Kings Academy)  
Dominic Fair (Spanish River)  
Joel Fosselman (St. Andrews)  
Tremaine Johnson (Santaluces)  
Gil Monzon (Coral Springs Charter)
- BRADENTON**  
Austin Jenson (Manatee)  
Craig Roundtree (Southeast)  
Johnnie Sloan (Southeast)
- BRANDON**  
Ryan Sollazzo (Armwood)  
Canfield (Ohio)  
Josh Blaylock (Canfield)
- CAPE CORAL**  
David Bateman (North Ft. Myers)  
Michael Gia Lombardo (North Ft. Myers)
- CHANDLER, AZ**  
Leland Rodgers (Dobson)
- CHIEFLAND**  
Cortez Gent (Chiefland)
- CLEVELAND, OH**  
Andy Eminger (Euclid)
- COCOA BEACH**  
Shane Falgus (Titusville)  
Sharard Mizell (Cocoa)
- COCONUT CREEK**  
Rashad Bolad (Monarch)
- CONVERSE, TX**  
Rob Houser (Judson)
- CORAL SPRINGS**  
Conor Cole (Marjory Stoneman Douglas)  
Brian Dunn (Coral Springs)  
Anthony Heard (Taravella)  
Antonio Rodriguez (Coral Gables)  
Quincy Skinner (Ely)
- CORPUS CHRISTI, TX**  
Mark Soto (Flour Bluff)
- DANIA BEACH**  
Robert Miller (Cardinal Gibbons)  
Teddy Strachan (South Broward)
- DAVIE**  
Anthony Almonte (South Plantation)  
David McDowell (Nova)  
Zachary Wichner (South Plantation)  
Amos Wood, Jr (Hollywood Hills)
- DAYTON BEACH, FL**  
Demetrius Williamson (Spruce Creek)
- DEERFIELD BEACH**  
Todd Poitier (Deerfield)  
Joe Walker (Deerfield)
- DELRAY BEACH**  
Jeff Blanchard (Olympic Heights)  
Jack Fenelon (Atlantic)  
Anthony Jackson (Olympic Heights)  
Doug Parker (Atlantic)  
Dave Richards (Spanish River)  
McKinson Souverain (Atlantic)
- DUNNELLON**  
Rodney Jones (Dunnellon)
- EDMOND, OK**  
Jared Allen (Edmond Santa Fe)
- FERN PARK**  
David Muniz (Lyman)
- FERNANDINA BEACH**  
Sean Wright (Bolles School)
- FORT LAUDERDALE**  
Dewain Akerblom (Nova)  
Michael Barash (University School)  
Edward Bradwell (Dillard)  
Roosevelt Byrnes (Piper)  
Darren Coney (Boyd Anderson)  
James Demesmin (St. Thomas Aquinas)  
Jimmy Jean (Northeast)  
Frantz Joseph (Fort Lauderdale)  
Antonio Morris (Piper)  
Chris Newbold (Pembroke Pines Charter)  
Nick Osborne (Calvary Christian)  
Tavious Polo (South Plantation)  
Garrett Schubert (Boyd Anderson)  
Jordan Sessa (South Broward)  
Lavoris Williams (Dillard)
- FORT MEADE**  
Scott Whitener (Ft. Meade)
- FORT MYERS**  
Ryan Forkey (Eastern)  
Jhermel Knight (Dunbar)  
Casey McGahee (Sebring)  
Erick McIntosh (Lehigh)  
Wilfred Rivera (Estero)  
Chad Wilkes (Lehigh)
- FORT PIERCE**  
Daveon Barron (Ft. Pierce Central)  
Travis Turner (Westwood)
- GULF BREEZE**  
Jeff VanCamp (Navarre)
- HAINES CITY**  
Willie Hughless (Haines City)
- HAITI**  
Justin Brunet (All Saints Cathedral)
- HALLANDALE**  
Joseph Dawson (Chaminade-Madonna)  
Lawrence Gordan (Hallandale)
- HAMPTON, VA**  
Wilson Banks (KeCoughtan)
- HIALEAH GARDENS**  
Mark Maycock (Barbara Goleman)
- HOLLYWOOD**  
Kris Bartels (Chaminade-Madonna)  
Marcus Bartels (Charles Flanigan)  
Willie Floyd (Chaminade-Madonna)  
Sam McCoy (Nova)  
Alex Patee (Hollywood Hills)  
Jordan Roberts (South Plantation)
- JACKSONVILLE**  
Erik Benson (Sandalwood)  
Logan Chipperfield (Fletcher)  
Jamari Grant (First Coast)  
Erik Hansen (Edward White)  
Ertwyn Henry (Stanton Prep)  
Preston Kendrick (Eastside)  
Ray Leavitt (Mandrin)  
Samuel McRoy (William M. Raines)  
Paul Muse (First Coast)  
Rusty Smith (Sandalwood)  
Darien Thomas (First Coast)
- JUPITER**  
Danny Embick (W.T. Dwyer)  
Ross Gornall (Palm Beach Gardens)  
John Jones (Jupiter)
- KISSIMMEE**  
Joseph Bailey (Gateway)  
Matt Guice (Osceola)  
Jerrrell Terry (Osceola)
- LAKELAND**  
George Allen (Lakeland)  
Chris Athans (George Jenkins)  
Grant Glover (Bartow)  
Tito Pollice (Lake Gibson)  
Dominic Walker (Lakeland)  
Stetson Wilson (Lakeland)
- LAKE PARK**  
Shomari Earls (Palm Beach Gardens)  
Frantz Simeon (Palm Beach Gardens)
- LAKE WALES**  
David Matlock (Lake Wales)
- LAKE WORTH**  
Patrick Gwynn (Santaluces)  
Patrick Fatu (Lake Worth)  
Daniel Joseph (Lake Worth)
- LAND O'LAKES**  
Jason Carpenter (Land O'Lakes)
- LARGO**  
Jonathan Segrete (Largo)
- LAUDERDALE LAKES**  
Paul Dumervil (Coconut Creek)
- William Gray (Boyd Anderson)
- LAUDERHILL**  
Jason Flemming (Piper)  
Josh Jenkins (Dillard)
- LAWRENCEVILLE, GA**  
Kinyumba Mutakabbir (Berkmar)
- LONGBOAT KEY**  
Dane Hansen (Cardinal Mooney)
- LONGWOOD**  
David Muniz (Lyman)  
Jared Pizzuti (Lake Brantley)  
Jameson Schultz (Lyman)
- LUTZ**  
William Rose (Gaither)
- MARATHON**  
Ryan Paros (Marathon)
- MARGATE**  
Ed Alexander (Coral Springs)  
Brandon Zeeb (Coral Springs)
- MELBOURNE**  
Jermaine Council (Eau Gallie)  
Chris Laskowski (Rockledge)  
Tony Walding (Florida Air Academy)  
Derek Zak (Melbourne)  
Merritt Island  
Broderick Bolton (Holy Trinity)  
Kyle Watkins (Merritt Island)
- MIAMI**  
Taheem Acevedo (Felix Varela)  
Damian Amondo (Jackson)  
Jake Beckman (Miami Palmetto)  
Junior Bergel (Miami Beach)  
Cardayle Brantley (William H. Turner Tech)  
Gerrius Brantley (G. Holmes Braddock)  
Yulkeith Brown (Northwestern)  
Michael Cal (Christopher Columbus)  
Kenneth Campos (Palmetto Senior)  
Nick Carullo (Gulliver Prep)  
Arthur Cave (Northwestern)  
Mark Chase (Miami Central)  
Alberto Chavez (Miami Springs)  
Andre Clark (Pace)  
Felix Collazo (Dr. Krop)  
Kevin Cyrille (North Miami Beach)  
Danton Dareus (Norland)  
D'Ivory Edgecomb (American Heritage)  
Chris Exposito (Killian)  
Dustin Forston (Northwestern)  
Jarvis Givens (Columbus)  
Yrvens Guernier (North Miami)  
Brandon Hando (American Heritage)  
Danny Hernandez (Sunset)  
Tarvoris Hill (Central)  
Robert Hunicutt (Sunset)  
Randy Hunter (Central)  
Brandon Jackson (Chaminade Madonna)  
Dekolan James (Caroli City)  
Dimitri Jacques (Miami Beach)  
Lester Jean (Norland)  
Craig Jenkins (Northwestern)  
E.J. Jones (Southwest)  
Greg Joseph (Dr. Krop)  
Kevin Ketchcum (Palmetto)  
B.J. Manley (Norland)  
Jarvis Manley (Norland)  
Etiene Menard (Miami Beach)  
Gedel Merzius (Arch Bishop Curley Notre Dame)  
Chris Munoz (Columbus)  
Thomas Parker (Northwestern)  
Adam Pantelakos (Sunset)  
Peter Pantelakos (Sunset)  
Ramon Rickards (Killian)  
Avionne Rolle (Central)  
Andy Rosas (Sunset)  
Aaron Sanchez (Sunset)  
Xavier Stinson (Chaminade-Madonna)  
Quentin Swain (Northwestern)  
Rudy Taylor (Chaminade-Madonna)  
Brittney Tellis (Northwestern)  
Raul Valero (Miami Springs)  
Javomy Ward (Northwestern)
- MILTON**  
Terence Hall (Pace)
- MIRAMAR**  
Jason Haynes (Stranahan)  
Antes Perkins (Stranahan)  
Mike Wilds (Western)
- MOORE HAVEN**  
Rod Huggins (Moore Haven)
- NAPLES**  
Daniel Kenard (Ocean City)  
Ed Mathews (Lehigh)  
Josh Savidge (Naples)  
Corey Small (Gulf Coast)
- NEW PORT RICHIIE**  
Kyle Pitcock (Land O'Lakes)
- NORTH LAUDERDALE**  
Joshua McClover (Coconut Creek)  
Darian Williams (Northeast)
- OAKLAND PARK**  
Kevin Miller (Northeast)  
Justin Sobol (Ely)
- OKEECHOBEE**  
Jarrod Smith (Okeechobee)
- OPA-LOCKA**  
Jervonte Jackson (North Miami Beach)  
Demetrius Murray (Carol City)
- ORANGE CITY**  
David Wright (Deland)
- ORLANDO**  
Dennis Bowling (Boone)  
George Guffey (Dr. Phillips)  
Michael Lockley (Olympia)  
Jarrett McDonald (Flanagan)  
Troy Niblack (Edgewater)  
Alex Pecorella (Olympia)  
Charles Pierre (Lakeland Highland Prep)
- ORMOND BEACH**  
Mike Brown (Seabreeze)
- PALM BAY**  
Mike Leshe (Palm Bay)  
Nick Paris (Palm Bay)  
Ryan Wischneski (Melbourne)
- PALM BEACH**  
Brad Gagne (Palm Beach Gardens)
- PALM BEACH GARDENS**  
Chris Salivar (Benjamin)  
Shomari Earls (Palm Beach Gardens)
- PALM CITY**  
Tom Carluccio (Martin County)  
Max Karrick (South Fork)  
Mike Leshe (Martin County)
- PALMETTO**  
Darrion Porter-Isom (Manatee)
- PARKLAND**  
Michael Hancock (Coral Springs Christian)  
John Rizzo (Majority Stoneman Douglas)
- PEABODY, MA**  
Derrick Skop (Bridgeton Academy)
- PEMBROKE PINES**  
Christian Amaya (Cooper City)  
Brett Konchak (Dade Christian)  
Philip McDonald (Flanagan)  
Taurian Osborne (Miami Jackson)  
Cedrick White (St. Charles Catholic)  
Chris White (Everglades)
- PENSACOLA**  
Morgan Barnett (Escambia)  
David Kooi (Pensacola Catholic)  
Alfred Morris (Pine Forest)
- PHILADELPHIA, PA**  
Patrick Gibbons (Arch Mere Academy)
- PLANTATION**  
Eric Benson (Sandalwood)  
Bob Edwards (St. Thomas Aquinas)  
Vinnie Henderson (South Plantation)  
Mauricio Riquer (South Plantation)
- POLAND, OH**  
Sean Clayton (Poland Seminary)
- POMPAÑO BEACH**  
Glynn Bostic (Pompano Beach)  
Eddie Dunbar (Northeast)  
Chris Eterno (St. Thomas Aquinas)  
Mickey Groody (St. Thomas)  
Avery Holley (Ely)
- PORT ST. LUCIE**  
Jake Lucie (Port St. Lucie)  
John Mertilus (Ft. Pierce Central)
- PUNTA GORDA**  
Rhett Winslow (Charlotte)
- RIVERVIEW**  
David Maclin (Riverview)  
Keegan Peterson (Riverview)
- RIVIERA BEACH**  
Tyronne Higgins (Palm Beach Gardens)  
Robert Matheny (Dwyer)  
Keegan Peterson (Riverview)
- ROCKLEDGE**  
Chris McKinley (Rockledge)  
Mark Myers (Rockledge)
- ROYAL PALM BEACH**  
Kris Lena (Kolbe Academy)  
Carl Spitalo (Royal Palm Beach)
- RUSSELLVILLE, AR**  
Eli Carnor (Russellville)
- SARASOTA**  
Devon Irwin (Booker)  
Ryan Klopfer (Riverview)  
Justin Markey (Sarasota)  
Lee Pasick (Riverview)  
Nat Whitehurst (Sarasota)
- SATELLITE BEACH**  
Josh Pinnick (Satellite Beach)
- SEBASTIAN**  
Larry Taylor (Sebastian River)  
Starke  
Antonio Hall (Bradford County)
- STATEN ISLAND, NY**  
Frank Messina (Tottenville)  
Julian Myers (Tottenville)
- ST. PETERSBURG**  
C.J. Lee (St. Petersburg Catholic)  
Justin Cleveland (Lakewood Senior)
- STUART**  
Fred Cowser (East)  
Chalemaye Petitfrere (Martin)
- SUGAR LAND, TX**  
Alex Fick (Elkins)
- SUNRISE**  
Justin Thomas (Piper)  
Richard Spencer (Piper)
- SYOSSET, NY**  
Robert Karpinski (Syosset)
- TALLAHASSEE**  
Garrett Jahn (Leon)  
Kristopher Rush (Lawton Chiles)
- TAMARAC**  
Troy Pindell (American Heritage)
- TAMPA**  
Chris Bonner (Gaither)  
Kyle Califar (Sickles)  
Anthony Crissinger-Hill (Jefferson)  
Dino Cox (Wharton)  
Malik Eugene (Freedom)  
Nello Faulk (Robinson)  
Jason Harmon (Riverview)  
Conshario Johnson (Middleton)  
Nick Lomartire (Chamberlain)  
Coisge McCullough (Hillsborough)  
William McDonald (East Bay)  
Cameron Rodgers (Jefferson)  
Ed Wertepny (Sickles)
- VALENCIA, CA**  
Graham Webb (Valencia)
- VALRICO**  
Jason Grant (Bloomingtondale)
- VENICE**  
Andy Czuprynski (North Port)  
Ryan VanKirk (Venice)
- VERO BEACH**  
Lance Barry (Vero Beach)  
Matt Prudenti (Vero Beach)  
Mike O'Neil (Vero Beach)  
Michael Reed (Vero Beach)
- VINELAND, NJ**  
Ben Coker (Vineland)  
Walk Villa Rica, GA  
Jason Vera (Villa Rica)
- WEBSTER**  
Yourhighness Morgan (South Sumpter)
- WESLEY CHAPEL**  
Jamieson Johnson (Wharton)
- WEST PALM BEACH**  
Cartier Barber (Suncoast)  
Markee Drummer (Cardinal Newman)  
Cordero Drummond (Palm Beach Lakes)  
Mauratae Johnson (Suncoast)  
Robert St. Clair (Forest Hill)  
Justin Walton (Cardinal Newman)
- WESTON**  
Ryan Cowart (Western)  
Brentley Harstad (Cypress Bay)  
Chris Munoz (Pembroke Pines)  
Tony Padilla (Western)