

FLORIDA ATLANTIC UNIVERSITY



2004

FOOTBALL MEDIA GUIDE

THE FOUNDATION BUILDERS  
RECORD SETTERS



TAKING IT TO THE NEXT LEVEL



# Quick Facts

## GENERAL INFORMATION

School Name . . . . . Florida Atlantic University  
 Location . . . . . Boca Raton, FL  
 Founded . . . . . 1961  
 Enrollment . . . . . 26,000  
 Nickname . . . . . Owls  
 Colors . . . . . Blue & Red  
 Home Stadium . . . . . Lockhart  
 Capacity . . . . . 20,500  
 Surface . . . . . Natural Grass  
 First Year of Football . . . . . 2001  
 National Affiliation . . . . . NCAA I-A  
 Basic Offense . . . . . Pro Set  
 Basic Defense . . . . . 4-3  
 Conference . . . . . Sun Belt  
 President . . . . . Frank T. Brogan  
 Athletic Director . . . . . Craig Angelos

## MEDIA INFORMATION

SID . . . . . Katrina McCormack  
 Office Phone . . . . . 561.297.3163  
 Cell Phone . . . . . 561.251.5588  
 E-mail . . . . . kmccormi@fau.edu  
 Fax Number . . . . . 561.297.3499  
 Web Site . . . . . fausports.com  
 Press Box Phone . . . . . 561.251.5588  
 Mailing Address . . . . . 777 Glades Rd.  
 Tom Oxley Center  
 Boca Raton, FL 33431  
 Overnight Address . . . . . Same

## COACHING STAFF

Head Coach . . . . . Howard Schnellenberger  
 Alma Mater . . . . . Kentucky '56  
 2003 Record . . . . . 11-3  
 Record at FAU . . . . . 17-18 (3)  
 Years as a Collegiate Head Coach . . . . . 19  
 Overall Record . . . . . 117-95-3  
 Bowl Record . . . . . 4-0  
 Office Phone . . . . . 561.297.1018

## ASSISTANT COACHES

Assistant Head Coach/LB . . . . . Kurt VanValkenburgh  
 Offensive Coordinator . . . . . Larry Seiple  
 Defensive Coordinator . . . . . Kirk Hoza  
 Offensive Line . . . . . John Bock  
 Running Backs . . . . . David Dunn  
 Quarterbacks . . . . . Gary Nord  
 Defensive Ends . . . . . Christ Vagotis  
 Special Assistant to HC . . . . . Fred O'Connor  
 Defensive Tackles . . . . . Eli Rasheed  
 Receivers . . . . . John Vandever  
 Graduate Assistant . . . . . John Cain  
 Graduate Assistant . . . . . Joe Corozza

## SUPPORT STAFF

Athletic Trainer . . . . . Brian Anderson  
 Equipment . . . . . Mike Short  
 Operations . . . . . Sean Todd  
 Tickets . . . . . Shelly Binegar  
 Video . . . . . Steve Cutcher

## TEAM INFORMATION

LETTERWINNERS RETURNING  
 Offense . . . . . 23  
 Defense . . . . . 24  
 Specialty . . . . . 1  
 Total . . . . . 51  
 LETTERWINNERS LOST  
 Offense . . . . . 2  
 Defense . . . . . 1  
 Specialty . . . . . 2  
 STARTERS RETURNING  
 Offense . . . . . 10  
 Defense . . . . . 10  
 Specialty . . . . . 9

# Table of Contents

Media . . . . . 2-6  
 FAU and Opponent SIDs . . . . . 4  
 Coaches' Bios and Football staff. . . . . 7-22  
 Rosters . . . . . 23-28  
 Depth Charts . . . . . 29  
 Players . . . . . 31-68  
 Pronunciation Guide . . . . . 30  
 Players' Bios . . . . . 31-68  
 Composite Schedule . . . . . 70  
 Opponents . . . . . 71-84  
 2003 In Review . . . . . 85-100  
 2003 Statistics . . . . . 101-112  
 History . . . . . 113-140  
 University . . . . . 141-145  
 Athletics . . . . . 146-161  
 FAU Head Coaches. . . . . 162  
 Additional Athletic Staff . . . . . 163  
 Facilities . . . . . 164-165  
 Directions to Lockhart Stadium . . . . . 166  
 Sun Belt . . . . . 167-168  
 Schedule . . . . . Back Cover

# Schedules

## 2004 SCHEDULE

Date	Opponent	Site	Time
Aug. 21	FanFest/Scrimmage	Home	2:00 pm
Sep. 4	Hawaii	Honolulu, HI	12:05 am
Sep. 11	North Texas	Denton, TX	7:05 pm
Sep. 18	Middle Tennessee	Murfreesboro, TN	3:00 pm
Sep. 25	<b>ILLINOIS STATE</b>	Home	4:00 pm
Oct. 2	Open		
Oct. 9	Texas State	San Marcos, TX	7:00 pm
Oct. 16	Northern Colorado	Greeley, CO	3:00 pm
Oct. 23	<b>LA-MONROE</b>	Home (Ps' W)	4:00 pm
Oct. 30	Florida A&M	Tallahassee, FL	4:00 pm
Nov. 6	Troy	Troy, AL	3:00 pm
Nov. 13	<b>NEW MEXICO STATE</b>	Home (HC)	4:00 pm
Nov. 20	<b>FIU</b>	Home	4:00 pm
Nov. 27	<b>EDWARD WATERS</b>	Home	4:00 pm

All times Eastern

## 2005 SCHEDULE

Date	Opponent	Site
Sep. 3	Kansas	Lawrence, KS
TBA	Florida A&M	Home
Sep. 24	Louisiana-Monroe	Home
Oct. 8	Louisiana-LaFayette	Home
Oct. 22	Arkansas State	Jonesboro, AR
Oct. 29	Middle Tennessee	Home
Nov. 5	Troy	Troy, AL
Nov. 12	North Texas	Home
Nov. 19	Florida International	Miami, FL

## 2006 SCHEDULE

Sep. 2	Kansas State	Manhattan, KS
Sep. 30	Louisiana-Monroe	Monroe, LA
Oct. 14	Louisiana-Lafayette	Lafayette, LA
Oct. 28	Arkansas State	Home
Nov. 4	Middle Tennessee	Murfreesboro, TN
Nov. 11	Troy	Home
Nov. 18	North Texas	Denton, TX
Nov. 25	Florida International	Home

# Important Dates

July 18 . . . . . Sun Belt Conference  
 July 25 . . . . . State Writers' Meeting  
 August 8 . . . . . Players Report  
 August 9 . . . . . All Players One Practice  
 August 13 . . . . . First Day Full Pads One Practice  
 August 14 . . . . . First Three-A-Day  
 August 15 . . . . . One Practice  
 August 20 . . . . . Last Three-A-Day  
 August 21 . . . . . FanFest at Lockhart  
 August 23 . . . . . Classes Begin  
 September 4 . . . . . @Hawaii

# Credits

*This media guide, was a collaborative effort. Written by Katrina McCormack, FAU's Assistant AD for Media Relations assisted by John McMahon and Dawn Elston, FAU's Assistant MR, and Dustin Gray, a MR intern. Edited by Louise Hinton. Design by the FAU Publications Department. Photography by Mardie Banks, Marilee Caliendo, and Paul Maserjian FAU's Photography Department; Gil Hofmann, JC Ridley, Paul Chapman, Bill Ryan, Marc Hagemeyer, Peter Lorber, Barbara McCormick, Todd Drexler, Jim Wilson and Robin Sherman. FAU's Media Relations Office would also like to thank the Boca Raton Chamber of Commerce for its assistance.*  
 Printed by Franklin Trade Graphics







# Media

In this  
section...

OPPONENT  
SIDS

MEDIA  
INFORMATION

MEDIA  
DIRECTORY



# Media Information

## CREDENTIALS

Media credentials are issued to members of the working media only. Working space in the press box is assigned on a first-come, first-served basis, with the circulation size taken into consideration. Please call in advance to allow phone lines to be assigned. There is no charge for parking with a parking pass. Requests for credentials and parking passes should be made in writing to:

Athletic Media Relations Office  
Florida Atlantic University  
777 Glades Road  
Boca Raton, FL 33431

Requests can be also be faxed to 561.297.3499 or e-mailed to [mkccormi@fau.edu](mailto:mkccormi@fau.edu).


Members of the media may pick up credentials at the Athletic Media Relations Office the Friday before each home game or, if necessary, at the Will Call window. The press box is located on the south side of the stadium.

## PHOTOGRAPHERS

Per NCAA guidelines, still photographers and videographers are allowed to shoot from either sideline and the endzone. Photographers are not permitted in the team area between the 30-yard lines. Any photographer seen in the team area will be escorted from the field.

## MEDIA SERVICES

Lockhart Stadium's media entrance is located in the center on the south side of the stadium. It opens 60 minutes prior to game time. Programs, media guides and game notes are available before the game, and complete statistical packages are distributed in the press box. Drinks, telephones and a fax also are available.



## PHONE LINES

Phone lines can be ordered by calling Sharon Raysor at BellSouth at 800.625.8879, ext. 5316. Please call the FAU Athletic Media Relations Office for booth assignments prior to calling BellSouth.

## INTERVIEWS

For interviews with Coach Schnellenberger, members of the staff and players during the season, contact the Athletic Media Relations Office. Requested players will be made available following prior approval by the coaches. Each Tuesday practice will begin a new week; players pre-requested will be available at 2:00 p.m. Coach Schnellenberger will host a weekly press conference at 2:00 p.m. each Wednesday during the season. The Athletic Media Relations Office will attempt to arrange a teleconference with the upcoming opponent at 2:30 p.m. Wednesday. Coach Schnellenberger will be unavailable on Thursdays. However, Associate Head Coach Kurt Van Valkenburgh or either coordinator can be available. No player interviews may be conducted on Friday.

## POST-GAME INTERVIEWS

Coach Schnellenberger will be available in the interview room located on the north side of the stadium. Credentialed media are welcome in the interview room. FAU's locker room is closed. The interview policy for opponents will be set and announced by the opponent SID. FAU will assist in any way possible.

## PRACTICE

As a general rule, all FAU practices are open to the public as well as the media. Reporters are asked to remain on the outside sidelines and not to talk to players or coaches during practice. There may be instances, however, when all or part of practice is closed. Please contact the FAU Athletic Media Relations Office in advance if planning to attend a practice session. Interviews may be conducted with the players and coaches following practice. Television crews are permitted to film at practice provided they adhere to certain guidelines. Video access is available during fundamental and individual drills only, with no filming during team work, including pass skeleton. Tripods are not permitted on the practice field. At all times, filming is at the discretion of FAU.

## FILING REPORTS (PRINT MEDIA)

All members of the print media will have access to a phone line in the press box to file reports after the game and in the media room prior to or post practice.

## PHONE INTERVIEWS

Contact the Athletic Media Relations Office to arrange phone interviews with coaches and players. All interviews will be arranged according to players' class, study and practice schedules. Players will be asked to return all phone calls. The Athletic Media Relations Office will not release players' telephone numbers.

## FAU ON THE WEB

All team information may be accessed by connecting to the Florida Atlantic University Official Athletics Web site at [www.fausports.com](http://www.fausports.com). Team statistics, roster, schedule and results can be accessed using this site. The game may also be heard via an audio link and via a text link.



# Media Directory

**AREA DAILY NEWSPAPERS**

(Please contact the AMR Office for beat writers)

**Boca Raton News**

5801 N. Congress Ave.  
 Boca Raton, FL 33487  
 (o) 561.893.6633  
 (f) 561.893.6677

**Miami Herald**

One Herald Plaza  
 Miami, FL 33132  
 (o) 305.376.2387  
 (f) 305.376.2295  
 (f) 305.376.2295 (game stats)

**Palm Beach Post**

2751 S. Dixie Hwy.  
 West Palm Beach, FL 33405  
 (t) 800.432.7595 x4440  
 (o) 561.820.4440  
 (f) 561.820.4481

**South Dade News Leader**

P.O. Box 900340  
 Homestead, FL 33090  
 (o) 305.245.2311  
 (f) 305.248.0596

**Sun-Sentinel**

200 E. Las Olas Blvd.  
 Ft. Lauderdale, FL 33301  
 (t) 800.776.6979  
 (o) 954.356.4635  
 (f) 954.356.4676

**STATE DAILY NEWSPAPERS**

**Bradenton Herald**

102 Manatee Ave. West  
 Bradenton, FL 34205  
 (o) 941.748.0411  
 (f) 941.745.7097

**Daytona Beach News-Journal**

P.O. Box 2831  
 Daytona Beach, FL 32831  
 (o) 904.252.1511  
 (f) 904.253.8433

**Florida Times Union**

P.O. Box 1949  
 Jacksonville, FL 32231  
 (o) 904.359.4246  
 (f) 904.359.4147

**Ft. Myers News-Press**

2442 Dr. Martin Luther  
 King Jr. Blvd.  
 Ft. Myers, FL 33901-3987  
 (o) 800.633.8449  
 (f) 321.242.0760

**Lakeland Ledger**

P.O. Box 408  
 Lakeland, FL 33802  
 (o) 863.802.7551  
 (f) 863.802.7812

**Naples Daily News**

1075 Central Ave.  
 Naples, FL 34102  
 (o) 941.263.4790  
 (f) 941.263.4816

**Orlando Sentinel**

633 N. Orange Ave.  
 Orlando, FL 32801  
 (o) 407.420.5668  
 (f) 407.420.5069

**Sarasota Herald-Tribune**

P.O. Box 1719  
 Sarasota, FL 34230  
 (o) 941.957.5172  
 (f) 941.957.5276

**St. Petersburg Times**

P.O. Box 1121  
 St. Petersburg, FL 33731  
 (o) 727.893.8123  
 (f) 727.893.8784

**Stuart News**

P.O. Box 9009  
 Stuart, FL 34995  
 (o) 561.221.4233  
 (f) 561.221.4246

**Tampa Tribune**

P.O. Box 191  
 Tampa, FL 33601  
 (o) 813.259.7655  
 (f) 813.259.8148

**Wire Service**

**Associated Press**  
 9100 NW 36 St.  
 Miami, FL 33178  
 (o) 305.594.5825  
 (f) 305.594.9265

**CAMPUS NEWSPAPERS**

**University Press**

777 Glades Rd.  
 Boca Raton, FL 33431  
 (o) 561.297.3766  
 (f) 561.297.2106

**College Sports & Entertainment**

(o) 954.570.5726

**AREA TELEVISION**

**WPTV Channel 5 (NBC)**

1100 Banyan Blvd.  
 West Palm Beach, FL 33410  
 (o) 561.655.5455  
 (f) 561.653.5719

**WPBF Channel 25 (ABC)**

3970 RCA Blvd., #7007  
 Palm Beach Gardens, FL 33410  
 (o) 561.694.2525  
 (f) 561.624.1089

**WPEC Channel 12 (CBS)**

Fairfield Dr.  
 West Palm Beach, FL 33407  
 (o) 561.881.0737  
 (f) 561.881.0731

**WAMI TV-SportsTown (Channel 69)**

605 Lincoln Rd., 2nd Fl  
 Miami Beach, FL 33139  
 (o) 305.604.6288  
 (f) 305.604.0406

**WFOR Channel 4 (CBS)**

8900 NW 18 Ter.  
 Miami, FL 33172  
 (o) 305.639.4516  
 (f) 305.639.4688

**WPLG Channel 10 (ABC)**

3900 Biscayne Blvd.  
 Miami, FL 33137  
 (o) 305.325.2485  
 (f) 305.325.2480

**WSVN Channel 7 (Fox)**

1401 79th St. Causeway  
 Miami, FL 33141  
 (o) 305.795.2719  
 (f) 305.795.2746

**WTVJ Channel 6 (NBC)**

15000 SW 27th St.  
 Miramar, FL 33027  
 (o) 954.622.6353  
 (f) 954.622.6107

**STATE TELEVISION**

**Sunshine Network**

1000 Legion Pl., Ste. 1600  
 Orlando, FL 32801  
 (o) 407.245.2500  
 (f) 407.245.2554

**Fox Sports Net Florida**

1550 Sawgrass Corporate Pkwy.,  
 Ste. 350  
 Sunrise, FL 33323

**LOCAL RADIO**

**ESPN (760 AM)**

2090 Palm Beach Blvd.,  
 Ste. 701  
 West Palm Beach, FL 33409  
 561-697-8353  
 888-760-ESPN

**WAXY (790 AM)**

20450 NW 2nd Ave.  
 Miami, FL 33169  
 (t) 877.790.1015  
 (f) 305.521.1416  
 1-800-782-0790

**WIOD (610 AM)**

7601 Riviera Blvd.  
 Miramar, FL 33023  
 (o) 954.989.1154  
 (f) 954.862.4012  
 305-532-1490

**WJNO (1230 AM)**

1540 Latham Rd.  
 West Palm Beach, FL 33407  
 (o) 561.838.4338

**WLVJ (1040AM)**

6600 N. Andrews Ave., Suite 160  
 Fort Lauderdale, FL 33309  
 (o) 954.315.1515  
 (f) 954.315.1555

**WMBM (1490 AM)**

814 First St.  
 Miami Beach, FL 33139  
 (o) 305.672.1100  
 (f) 305.673.1194  
 305-532-1490

**WQAM (560 AM)**

20295 NW 2nd Ave.  
 Miami, FL 33169  
 (o) 305.653.6796  
 (f) 305.650.0181  
 305-567-0560

**WSBR (740 AM)**

699 N. Federal Hwy.  
 Boca Raton, FL 33487  
 (o) 561.997.0074  
 (f) 561.997.0476  
 888-721-0074

**NATIONAL MEDIA OUTLETS**

**CBS SportsLine.com**

2200 W. Cypress Creek Rd.  
 Ft. Lauderdale, FL 33309

**College Insider**

594 New Paltz Rd.  
 Highland, NY 12528  
 (o) 914.691.9091  
 (f) 914.691.9092

**ESPN Sports Center**

ESPN Plaza  
 Bristol, CT 06010  
 (o) 860.585.2000  
 (f) 860.766.2422

**ESPN Regional**

11001 Rushmore Dr.  
 Charlotte, NC 28277  
 (o) 704.973.5000  
 (f) 704.973.5090

**ESPN – The Magazine**

19 East 34th St.  
 New York, NY 10016  
 (o) 212.515.1008  
 (f) 212.525.1290

**Sport Magazine**

Petersen Publishing  
 110 5th Ave.  
 New York, NY 10011  
 (o) 212.935.9150  
 (f) 212.229.4838

**The Sporting News**

10176 Corporate Square Dr.,  
 Ste. 200  
 St. Louis, MO 63132  
 (o) 314.993.7711  
 (f) 314.997.0765

**Sports Illustrated**

Time & Life Bldg.  
 Rockefeller Center  
 New York, NY 10020  
 (o) 212.522.1212  
 (f) 212.522.4543

**USA Today**

1000 Wilson Blvd.  
 Arlington, VA 22229  
 (o) 703.276.3761  
 (f) 703.276.5505



# The Coaches Who Use These Offices Have:

Seven Collegiate National Championship Rings

Six Super Bowl Rings

155+ Years of Coaching Experience

Played in the NFL (Two)

Coached with Schnellenberger prior to FAU (Six)

Served as NFL Head Coaches (Two)

Coached or Played for Paul "Bear" Bryant (Two)

Coached or Played for Don Shula (Two)

# Coaches

In this  
section...

HEAD COACH'S  
BIO

ASSISTANT  
HEAD COACH'S  
BIO

ASSISTANT  
COACHES' BIOS

FOOTBALL  
SUPPORT  
STAFF



**SCHNELLENBERGER FILE  
COACHING EXPERIENCE**

- 1999-Pres Head Coach, Florida Atlantic University
- 1995 Head Coach, Oklahoma University
- 1985-94 Head Coach, University of Louisville
- 1979-84 Head Coach, University of Miami
- 1975-79 Asst. Coach, Miami Dolphins
- 1973-74 Head Coach, Baltimore Colts
- 1970-72 Asst. Coach, Miami Dolphins
- 1966-69 Asst. Coach, Los Angeles Rams
- 1961-65 Asst. Coach, University of Alabama
- 1959-60 Asst. Coach, University of Kentucky

**CAREER NOTES AND HIGHLIGHTS**

- Years as Collegiate Coach: 19
- Collegiate Record: 117-95-3 (.551)
- At Miami: 41-16 (.719)
- At Louisville: 54-56-2 (.491)
- At Oklahoma: 5-5-1 (.500)
- At Florida Atlantic: 17-18 (.486)

**BOWL RECORD: 4-0**

- 1980 Peach Bowl, beat Virginia Tech 20-10
- 1983 Orange Bowl, beat Nebraska 31-30
- 1990 Fiesta Bowl, beat Alabama 34-7
- 1993 Liberty Bowl, beat Michigan State 18-7

**YEAR-BY-YEAR COLLEGIATE  
HEAD COACHING RECORD**


YEAR	SCHOOL	W	L	T	PCT
1979	Miami	5	6	0	.454
1980	Miami	9	3	0	.750
1981	Miami	9	2	0	.818
1982	Miami	7	4	0	.636
1983	Miami	11	1	0	.916
1985	Louisville	2	9	0	.182
1986	Louisville	3	8	0	.272
1987	Louisville	3	7	1	.318
1988	Louisville	8	3	0	.727
1989	Louisville	6	5	0	.545
1990	Louisville	10	1	1	.875
1991	Louisville	2	9	0	.182
1992	Louisville	5	6	0	.455
1993	Louisville	9	3	0	.750
1994	Louisville	6	5	0	.545
1995	Oklahoma	5	5	1	.500
2001	Florida Atlantic	4	6	0	.400
2002	Florida Atlantic	2	9	0	.222
2003	Florida Atlantic	11	3	0	.786
<b>Total</b>	<b>19 Seasons</b>	<b>117</b>	<b>95</b>	<b>3</b>	<b>.551</b>

**HOWARD SCHNELLENBERGER  
YEAR-BY-YEAR PROFESSIONAL  
HEAD COACHING RECORD**

YEAR	SCHOOL	W	L	T	PCT
1973	Baltimore	4	10	0	.286
1974	Baltimore	0	3	0	.000
<b>Total</b>	<b>2 Seasons</b>	<b>4</b>	<b>13</b>	<b>0</b>	<b>.235</b>



*Back Row - Coach Schnellenberger, son Tim,  
Front Row - Sons Stuart and Stephen*



*Coach Schnellenberger with wife Beverlee*



*Coach Schnellenberger with President George Bush and Louisville team*



*Coach Schnellenberger with Don Shula*

### Schnellenberger and the Pros...

Selection of recruits, style of play and practice regimes have helped more than 70 players recruited by Coach Schnellenberger's staff to play in the NFL.

\*Ten players recruited by Coach Schnellenberger's staffs were first selection of their pro team.

\*At least one player who was recruited or coached by Coach Schnellenberger has played in the last 12 Super Bowls.

\*Brian Pare became FAU's first to sign a Pro Contract, 2004

**Players recruited by Howard Schnellenberger and his assistants while at the University of Miami and the University of Louisville who were on NFL rosters for at least one season**

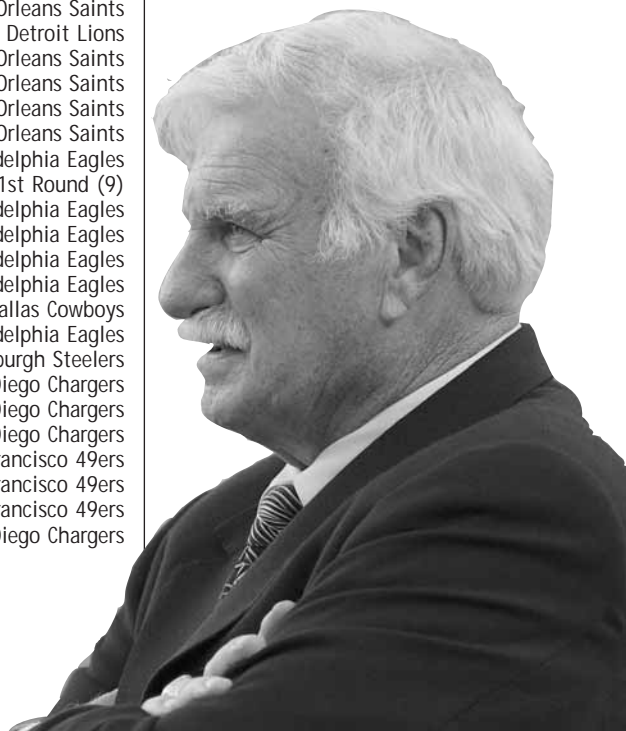
Carwell Gardner	RB	Buffalo Bills
Jerry Crafts	OL	Buffalo Bills
Robert "Speedy" Neal	RB	Buffalo Bills
Eddie Brown	WR	Cincinnati Bengals
		1st Round (13)
Rocky Belk	WR	Cleveland Browns
Scott Nicolas	LB	Cleveland Browns
Gregg Rakoczy	OC	Cleveland Browns
Vinnie Testaverde	QB	Cleveland Browns
		New York Jets
		Tampa Bay Buccaneers
		1st Round (1)
Alan Campos	LB	Dallas Cowboys
Willie Lee Broughton	DE	Dallas Cowboys
		Los Angeles Raiders
		Indianapolis Colts
Alonzo Highsmith	RB	Dallas Cowboys
		1st Round (3)
		Houston Oilers
Michael Irvin	WR	Dallas Cowboys
		1st Round (11)
Alfredo Roberts	TE	Dallas Cowboys
		Kansas City Chiefs
Randy Shannon	LB	Dallas Cowboys
Rodney Bellinger	DB	Atlanta Falcons
Browning Nagel	QB	Atlanta Falcons
		2nd Round (1)
		New York Jets
Melvin Bratton	RB	Denver Broncos
Mark Cooper	OT	Denver Broncos
Ted Washington	DT	Denver Broncos
		1st Round (25)
		San Francisco 49ers
Bennie Blades	DB	Detroit Lions
Leon Evans	DE	Detroit Lions
Don Bailey	OC	Indianapolis Colts
Albert Bentley	RB	Indianapolis Colts
Danny Miller	PK	Indianapolis Colts
		Washington Redskins
		New England Patriots
Bubba McDowell	DB	Houston Oilers
Aaron Bailey	WR	Indianapolis Colts
Resco Clark	DB	Indianapolis Colts



*John Bock, Miami Dolphins*

Ray Buchanan	DB	Indianapolis Colts
Deral Boykin	DB	Los Angeles Rams
Jay Brophy	DB	Miami Dolphins
John Bock	OL	Miami Dolphins
Sam Madison	CB	Miami Dolphins
Mark Sander	LB	Miami Dolphins
Bernie Kosar	QB	Miami Dolphins
		Dallas Cowboys
		Cleveland Browns
		1st Selection
Scott Nicolas	LB	Miami Dolphins
		Cleveland Browns
Darrell Fullerton	DB	Minnesota Vikings
		Tampa Bay Buccaneers
Ronnie Lippett	DB	New England Patriots
Fred Marion	DB	New England Patriots
Bruce Armstrong	OL	New England Patriots
Lester Williams	DL	New England Patriots
		1st Round (27)
Glenn Dennison	TE	New York Jets
Joe Johnson	DE	New Orleans Saints
		1st Round (13)
Brett Perriman	WR	New Orleans Saints
		Detroit Lions
Ralph Dawkins	RB	New Orleans Saints
Jim Hanna	DT	New Orleans Saints
Joe Kohlbrand	DE	New Orleans Saints
Reggie Sutton	DB	New Orleans Saints
Jerome Brown	DT	Philadelphia Eagles
		1st Round (9)
Mike Flores	DE	Philadelphia Eagles
David Ackers	PK	Philadelphia Eagles
Matt Patchan	OT	Philadelphia Eagles
Danny Stubbs	DE	Philadelphia Eagles
		Dallas Cowboys
Rick Tuten	PK	Philadelphia Eagles
Warren Williams	RB	Pittsburgh Steelers
Tony Chickillo	DT	San Diego Chargers
Fred Robinson	DE	San Diego Chargers
John Turner	DB	San Diego Chargers
Kevin Fagan	DT	San Francisco 49ers
Tom Cavallo	LB	San Francisco 49ers
Klaus Wilmsmeyer	PK	San Francisco 49ers
Jeff Brohm	QB	San Diego Chargers

Brian Blades	WR	Seattle Seahawks
Julio Cortes	DE	Seattle Seahawks
John McVeigh	DE	Seattle Seahawks
David Heffernan	OL	Tampa Bay Buccaneers
Tyrus McCloud	LB	Baltimore Ravens
Winston Moss	LB	Tampa Bay Buccaneers
		Los Angeles Rams
Keith Griffin	RB	Washington Redskins
Jaime Asher	TE	Washington Redskins
Roman Olsen	OL	New York Giants
Terry Rice Lockett	LB	Los Angeles Raiders
Brian Pare	LS	Chicago Bears





### COACHING EXPERIENCE

Has 30 years of coaching experience.

- 1998- Florida Atlantic University (Assistant Head Coach)
- 1996 Purdue University (Defensive Secondary)
- 1995 University of Oklahoma (Defensive Coordinator)
- 1992-94 University of Louisville
- 1986-92 University of Maryland
- 1982-85 Vanderbilt University (Defensive Coordinator)
- 1981 University of Virginia
- 1977-81 Colgate University (Defensive Coordinator)
- 1975-77 Union College (Defensive Coordinator & Secondary Coach)
- 1974 SUNY Albany
- 1972-74 Mohawk High School, Mohawk, NY (Assistant Coach)

### BOWL GAMES AS A COACH

- 1994 Liberty Bowl (Louisville)
- 1991 Freedom Bowl (Maryland)
- 1983 Hall of Fame Bowl (Vanderbilt)

### COACHING ACCOMPLISHMENTS

At FAU, Van Valkenburgh was among the initial staff. He has been instrumental in the construction of the program. A linebacker has led the squad the last two seasons in tackles and Chris Laskowski was the team's

# Kurt Van Valkenburgh

## ASSISTANT HEAD COACH LINEBACKERS AND SPECIAL TEAMS

MVP in 2002 and Co-MVP in 2003. The 2003 special teams were credited with two TDs, allowed no scores from a punt or a kick-off, and there were no blocked kicks or punts. Van Valkenburgh also oversees the recruiting process as well as many of the day-to-day administrative duties.

At Oklahoma, his defense ended the season ranked 9th against the rush and 15th overall.

At Purdue, his defense established three defensive school records in the secondary...improved from 11th ranked pass defense in the Big-10 to the top five...coached the no. 2 and no. 3 ranked players in interceptions in the conference...a defensive back set the school record for passes broken up.

At Louisville, Van Valkenburgh helped guide the team to a national ranking while playing one of the most difficult schedules in the country...defeated Michigan State in the Liberty Bowl.

At Maryland, three of his linebackers were drafted in the NFL (linebackers led the team in sacks for the first time in school history while leading the team in sacks for two consecutive seasons).

At Vanderbilt, he helped guide the team to its last bowl game, the Hall of Fame Bowl...had one player, Leonard Coleman, selected in the first round of the NFL draft...nominated for the Southeastern Conference Assistant Coach of the Year.

At Colgate, he led the team to a 10-1 record, the most victories in the school's history...Paul Lawler led the nation in interceptions.

At SUNY Albany, the team finished undefeated.

### PLAYING CAREER

Played three seasons as the starting linebacker at Springfield College (Springfield, MA).

### PROMINENT PLAYERS COACHED

At Colgate, Paul Lawler led the nation in interceptions, drafted by the Buffalo Bills.

At Vanderbilt, Leonard Coleman, first-round draft pick by the Indianapolis Colts.

At Maryland, Sean Scott, drafted by the Dallas Cowboys; O'Brien Alston, drafted by the Indianapolis Colts; Jack Bradford, drafted by the Washington Redskins.

At Louisville, Sam Madison, drafted by the Miami Dolphins; Rico Clark, drafted by the Indianapolis Colts; Tyrus McCloud, drafted by the Baltimore Ravens.

At Oklahoma, Tyrone Peterson, drafted by the Baltimore Ravens.

### NFL PLAYERS (ROUND DRAFTED)


- DB Paul Lawler (5th) Buffalo Bills
- DB Leonard Coleman (1st) Indianapolis Colts
- LB Sean Scott (7th) Dallas Cowboys
- LB O'Brien Alston (4th) Indianapolis Colts
- LB Jack Bradford (5th) Washington Redskins
- DB Sam Madison (34th) Miami Dolphins
- DB Rico Clark (4th) Indianapolis Colts
- LB Tyrus McCloud (3rd) Baltimore Ravens
- LB Tyrone Peters (4th) Baltimore Ravens



Marilyn and Kurt Van Valkenburgh

### PERSONAL INFORMATION

- Birth date: April 13, 1949
- Hometown: Schenectady, NY
- Education: 1975 – M.S. in Education, SUNY Albany, 1971 – BS in Physical Education, Springfield College
- Marital Status: Wife Marilyn
- Children: Heather, Brock and Melissa
- Grandchildren: Dara (7), Isabel (4), Hannah (3), Faith (1) and Abigail (infant).





# Larry Seiple

## OFFENSIVE COORDINATOR

### COACHING EXPERIENCE

Has 25 years of coaching experience.

- 2000-** Florida Atlantic University
- 1998-99** Miami Dolphins (Assistant Coach/Quarterbacks)
- 1988-97** Miami Dolphins (Assistant Coach/Wide Receivers)
- 1985-86** Tampa Bay Buccaneers (Assistant Coach/Receivers)
- 1980-84** Detroit Lions
- 1979** University of Miami (Assistant Coach)

### BOWL GAMES AS A PLAYER

- Blue-Gray Game
- NFL Super Bowls, VI, VII and VIII

### COACHING ACCOMPLISHMENTS

Worked with one of the NFL's most prolific offenses with the Miami Dolphins.

### FLORIDA ATLANTIC

Began working with the program as a mentor to the young quarterback core. In the program's inaugural season he allowed the best to step forward and saw Jared Allen end the season with a rank of 70th nationally in passing efficiency. 2002 saw the offensive line decimated with injury and the team end the season with its

seventh running back. Despite it all the offense continued to improve and may have played its most productive game the final game of the season. 2003 saw the offense come together as it came of age. FAU marched to an 11-3 record, a no. 4 national ranking by outscoring opponents by nearly 100 points. The Owls averaged 244.1 yards in the air and 127.7 yards on the ground. The squad eclipsed every offensive team mark in its third year of existence.

### PLAYING CAREER

Played 11 seasons with the Miami Dolphins (1967-77)...7th round draft pick...played in 149 regular-season games for Miami (11th most in team history) as a punter, tight end, wide receiver and running back...finished his career with 72 receptions for 935 yards (13.0 average) and seven touchdowns...best season was in 1969 when he led the Dolphins in receiving with 41 catches for 577 yards (14.1 average) and five touchdowns...also had 16 carries for 159 yards in his career...a member of both Miami Super Bowl Championship teams, including the 1972 club, which went 17-0, the only team in the NFL history to go undefeated...holds the Dolphins record for most career punts (633) and his career punting average (40.0 yards) is fourth-best in team history...most memorable exploit as a Dolphin came against Pittsburgh in the 1972 AFC Championship game when his 37-yard run on a fake punt set up Miami's first touchdown in a 27-17 victory.

### AS A COLLEGIATE PLAYER

Seiple played for the University of Kentucky.

### PROMINENT PLAYERS COACHED


- QB** Dan Marino – One of the NFL's all-time greatest quarterbacks
- WR** Mark Clayton – Dolphin's all-time yards leader
- WR** Irving Fryar – Leading receiver for two years with the Dolphins
- TE** Keith Jackson – 1994 Pro-Bowl participant


### PERSONAL INFORMATION

- Birth date:** February 14, 1945
- Hometown:** Allentown, PA
- Education:** University of Kentucky
- Marital Status:** Wife Trudy
- Children:** Kari Lyn, Larry, Lori Ann
- Grandchildren:** Austyn (10) and Terry (10)



Larry and Trudy Seiple





# Kirk Hoza

## DEFENSIVE COORDINATOR

### COACHING EXPERIENCE

Has 18 years of coaching experience.

- 1999- Florida Atlantic University
- 1998-99 Arkansas Tech (Assistant Head Coach/Defensive Coordinator)
- 1996-97 Humboldt State University (Defensive Coordinator/Recruiting Coordinator)
- 1994-95 Whittier College (Head Coach)
- 1990-93 University of Redlands (Defensive Coordinator/Recruiting Coordinator)
- 1987-89 University of Louisville (GA/Defensive Secondary)
- 1985-86 Port Charlotte HS (Varsity Secondary Coach, JV Head Coach and Defensive Coordinator)

### BOWL GAMES AS A COACH

- 1999 NCAA Playoffs
- 1992 NCAA Playoffs
- 1990 NCAA Playoffs
- 1989 Coca-Cola Bowl
- 1988 Blue-Gray All-Star Game

### COACHING ACCOMPLISHMENTS

Joined Florida Atlantic's staff in December of 1999 following Arkansas Tech's NCAA Playoffs.

At University of Redlands, his team was ranked first in the conference in scoring and total defense (1990, '91 and '92)... 1993, U of R was ranked second in both categories...team won the conference championship in 1990, '91, '92 and finished second in 1993...participated in the NCAA playoffs in both 1990 and 1992.

As Whittier's head coach he started 16 freshmen, nine defensively...squad was ranked third in the conference in total defense in both 1994 and 1995...as seniors, his two recruiting classes won the conference championship.

At Humboldt, his defense ranked first in the conference in turnovers forced and second in total defense and scoring defense in 1996.

Arkansas Tech held opponents to 22 points and 328 yards, down from 38+ points and 439 yards the previous season...the 1998

squad broke the school record for sacks in a season...in 1999 the Tech defense ranked second in the Gulf South Conference in points allowed...squad allowed 18 points per game and was ranked third in the nation in turnovers forced (40)...Tech won the Gulf South Conference for the first time in the program's history and participated in the national playoffs (1999).

### PLAYING CAREER

Played strong safety, outside linebacker and special teams at Slippery Rock University from 1982 to 84.

### PROMINENT PLAYERS COACHED

Redlands Gary Giammoni, All-SCIAC (3 years), All-American, 17 interceptions over two-year period ('92-'93).

### NFL PLAYERS (ROUND DRAFTED)

- CB Ray Buchanan (3rd Indianapolis Colts)
- DB/WR Joey Smith (Free Agent) NY Giants

### PERSONAL INFORMATION

- Birth date: August 23, 1962
- Hometown: West Mifflin, PA
- Education: 1989 – M.B.A., University of Louisville  
1985 – B.S. in Education, Slippery Rock University
- Marital Status: Wife Sara
- Children: Isaac (10) and Mason (6)







# Dave Dunn

## RUNNING BACKS

### COACHING EXPERIENCE

Has 14 years of coaching experience.

- 2001-02 Pope John Paul II High School (Head Coach 10-10)
- 1999-00 Columbus High School (Head Coach 17-4)
- 1997-98 Harvard University, (Assistant Coach/Defensive Line)
- 1993-96 Masuk High School (Head Coach 29-12)
- 1992-93 Indiana State University (Assistant Coach/Defensive Ends)
- 1992-93 Graz Giants (Head Coach, Spring Only) (16-4)
- 1990-91 University of San Diego (Assistant Coach/Defensive Line)

### COACHING ACCOMPLISHMENTS

Has coached at the high school, college and professional level. In his first high school head coaching position, he guided Masuk to the 1995 and 1996 SWC Colonial Division Championship and was the 1996 Class L State Semi-Finalist. Coached Columbus High School to back-to-back District Titles in 1999 and 2000. Most recently he guided Pope John Paul II to District Runner-up finishes in 2001 and 2002.

### AT FLORIDA ATLANTIC

Joined Florida Atlantic University's staff in the Spring of 2003, coaching running backs for the first time after a career built by coaching defense.

In his first season with the running backs, the trio of Anthony Jackson, who saw his first action since a 2002 torn ACL; Doug Parker, who sat out 2002 due to academics; and Daveon Barron, who elevated himself to the no. 1 spot in 2002, combined for 1,768 yards, an average of 126.8 yards per game. This total was an improvement of more than 57 yards a game from 2002.

### PLAYING CAREER

Named All-California, served as team captain both as a junior and senior for the University of San Diego...continues to hold record for sacks in a single game (4), a single season (12) and a career (19).

### PROMINENT PLAYERS COACHED

Tim Fleiszer – 1st player chosen in 1998 CFL draft by the Montreal Alouettes

Mike Sands – Rhein Fire NFL Europe

Chris Nowinski – WWE superstar

### NFL PLAYERS (ROUND DRAFTED)

Dan Brandenburg, (4th round) Buffalo Bills


### PERSONAL INFORMATION

**Birth date:** October 15, 1965

**Hometown:** Trumbull, CT

**Education:** 1989 – B.A. in Business, University of San Diego

**Children:** Jack (4)



Coach Dunn, Jack







# Eli Rasheed

## DEFENSIVE TACKLES

### COACHING EXPERIENCE

Has 7 years of coaching experience.

2002-03 Venice High School (Assistant Coach)

2001-02 Booker High School (Head Coach 6-5)

1996-00 Venice High School, Assistant Coach (Defensive Line)

### AT FAU

Joined the team in the Spring of 2003. During his first season with the Owls he was forced to make transitions due to injuries. However, his tackles combined for 158 tackles total.

### COACHING ACCOMPLISHMENTS

Part of the Venice High School staff that captured the Florida 5A State, Regional and District Championship in 2000 and 2002. VHS also captured the 1999 District Championship.

Florida 6A Regional and District Championship 2003, VHS

### BOWL GAMES AS A PLAYER

1991 Cooper Bowl

1993 Independence Bowl

### PLAYING CAREER

1991-1995 Indiana University – Defensive Tackle. As a senior had 68 tackles and four sacks. 1995 All-Bargh Award.

### HIGH SCHOOL

Indianapolis George Washington Tri-Captain in basketball, track and football.

1991 Indianapolis Athlete of the Year



Rasheed and fiancée Caprice Southward

### PERSONAL INFORMATION

Birth date: June 12, 1972

Hometown: Indianapolis, IN


Education: 1995 – B.A. in Criminal Justice, Indiana University

Marital Status: Single



Rasheed at Indiana





# Christ Vagotis

## DEFENSIVE ENDS

### COACHING EXPERIENCE

Has 30+ years of coaching experience.

- 1999- Florida Atlantic University
- 1996-99 Miami Sunset Senior High School
- 1995 University of Oklahoma (Offensive Line)
- 1985-94 University of Louisville (Offensive Line)
- 1979-84 University of Miami (Assistant Coach)
- 1973-78 Miami Killian Senior High School
- 1971-73 Miami Killian Senior High School (Assistant Coach)
- 1968 University of Alabama

### BOWL GAMES AS A COACH/PLAYER

- 1991 Fiesta Bowl (Coach)
- 1984 Fiesta Bowl (Coach)
- 1983 Orange Bowl National Champions (Coach)
- 1980 Peach Bowl (Coach)
- 1966 Sugar Bowl Champions (Playing for Alabama)
- 1965 National Champions (Playing for Alabama)
- 1964 National Champions (Playing for Alabama)

### COACHING ACCOMPLISHMENTS

Joined Florida Atlantic's staff in December of 1999, faced youth and injuries in the inaugural two seasons. Was part of the bitter rivalries that developed between Miami and Florida. Credited with three points after Coach Schnellenberger ordered Danny Miller to kick a 25-yard field goal on the game's final play to give Miami the 31-7 victory, the largest victory margin in the 42-year history of UF's stadium. Coach Schnellenberger called for the kick because Vagotis was hit in the head by an orange thrown from Florida fans who were heaving oranges, ice and other debris at the Miami bench throughout the game.

### AT FAU

Joined Florida Atlantic's staff in December of 1999 and has been the coaching constant since the program's inception. Will move from the offensive line to the defensive line. As the mainstay with the offensive line, faced youth and injuries in the inaugural two seasons. The line entered 2003 with more depth and experience at every spot. He witnessed the same young men who were beaten the year before become the victors. The unit provided better quarterback protection equating into the signal caller ending the year with a no. 4 efficiency rating. Three linemen earned post-season honors.

### PLAYING CAREER

Won three national titles playing for the legendary Paul "Bear" Bryant.

### PROMINENT PLAYERS COACHED

- At Miami, Bernie Kosar, quarterback who led UM to a National Championship and who was drafted in the supplemental draft by the Cleveland Browns.
- At Miami, Reggie Sutton, drafted in the second round by the New Orleans Saints.
- At Miami, Michael Irvin, drafted in the first round by the Dallas Cowboys, future Hall of Famer.
- At Miami, Rod Carter, drafted by the Dallas Cowboys.
- At Miami, Greg Cox.
- At Miami, Bill Hawkins, drafted by the Los Angeles Rams.
- At Miami, Daryl Boykin, drafted by the NY Giants.
- At Miami, Al Campos, drafted by the Dallas Cowboys.
- At Miami, John Frost, drafted by the NY Giants.
- At Miami, Tyrus McLeod,

drafted in the fifth round by the Baltimore Ravens.

At Louisville, John Bock (Current FAU Assistant Coach), played eight NFL Seasons (Buffalo Bills, NY Jets, Miami Dolphins).

### PERSONAL

- Birth date:** April 27, 1944
- Hometown:** Canton, OH
- Education:** 1970 – B.S., M.A., S.P.E., University of Alabama
- Marital Status:** Single





# John Vandevere

## RECEIVERS

### COACHING EXPERIENCE

Has 4 years of coaching experience.

- 2002- Florida Atlantic University (Assistant Coach)
- 1999-00 Manheim Township High School, Assistant Coach (Quarterbacks/ Defensive Backs)
- 1999-01 Stevens Tech Junior College (Wide Receivers and Tight Ends)

### COACHING ACCOMPLISHMENTS

Vandevere joined the FAU coaching staff in February of 2002. While it was new for "Coach" to precede his name, he was well versed with the Owls, making the transition from graduate assistant to coach

much easier. In his first campaign, he was forced, due to player injuries, to look down the depth chart and prepare quickly. The tight ends accounted for 26% of the team's receptions and 33% of the TD receptions, despite the primary TE being sidelined with injury much of the season. A similar situation occurred in 2003 with starting TE Dantson Dareus tearing his ACL during pre-season. However, Vandevere had more depth to pull and quickly saw Anthony Crissinger-Hill become the highlight on every game tape. Crissinger-Hill ended the season with a program-high nine TDs and led the team with 1,134 of the team's 3,003 yards. Crissinger-Hill, along with Roosevelt Byne, were named to several post-season teams. The duo combined for 18 of the team's 46 scores. As a receiving core, the Owls were credited with 29 scoring receptions.

### INAUGURAL SEASON

During the Inaugural Season, Vandevere assisted with the LRS Sports software, the equipment

used to break down the practice and game film. He helped with the play books, both offensive and defensive and was responsible for weekly opponent scout reports as well as assisting with the team's preparation. He participated in game-day preparation and during the game was responsible for charting offensive plays and worked hand-in-hand with Larry Seiple, the offensive coordinator, in the booth.

### COLLEGIATE PLAYING CAREER

Vandevere earned his bachelor's degree in sociology and a minor in athletic coaching in May of 1999, from Millersville University. He played two seasons as the team's quarterback. Prior to Millersville, he attended Valley Forge Military Junior College, where he was the starting quarterback for the 94-95 seasons, and set the touchdown/interception ratio record of 24/3, as a sophomore.

### HIGH SCHOOL PLAYING CAREER

Obtained his prep experience at Haverford High School, where he was a four-year starting quarterback for both varsity and JV. As a senior, he served as the team's captain and was named the Offensive MVP at season's end. He was also a Hero Bowl team member his senior season.




Vandevere and fiancée Leeja Collier

### PERSONAL INFORMATION

- Birth date:** March 1, 1975
- Hometown:** Haverford, PA
- Education:** 1999 – B.A. in Sociology, minor in athletic coaching Millersville University
- Marital Status:** Single





# Joe Corozza

## GRADUATE ASSISTANT

**JOE COROZZA** came to FAU in the fall of 2001 as a volunteer and is an example that hard work doesn't go unnoticed.

Corozza was a member of the inaugural staff as an intern, but came with a desire to be a member of the staff. By the end of spring, he was hired as the strength and conditioning coach for the football program.

Following a three-year stint as a strength coach, he will return to the classroom and to the sport of football, as a graduate assistant.

As an intern, he was responsible for the spring Strength and Conditioning Program, which capped off his duties, including assisting the defensive staff with opponent scouting reports, opponent offensive film breakdown, FAU defensive film cutups, assisting with defensive game-planning and booth coaching.

Prior to FAU, Corozza worked for Federal Express from 1994 to 2001, primarily to fund the

opportunity to coach. He served as J.P. Taravella High School's assistant football coach from 1996 to '98 and was the varsity's defensive coordinator and defensive line coach in 1997. While at Taravella, he also served as the team's strength and conditioning coach. Prior to that, he served as Cooper City High School's assistant football coach from 1994 to '96. At Cooper City, Corozza was responsible for the defensive line as well as strength and conditioning.

Corozza is certified as a Health and Fitness Instructor by the American College of Sports Medicine and is certified as

a Strength and Conditioning specialist by the National Strength and Conditioning Association. He holds a bachelor of arts degree in coaching and human performance from FAU, '00.



# John Cain

## GRADUATE ASSISTANT

**JOHN CAIN** was named a graduate assistant in the summer of 2004 after two years of work with the football video department becoming familiar

with the LRS system as well as the offensive play-book.

Prior to Florida Atlantic, Cain served as Pine Crest School's offensive line and tight end coach from 1999 to 2002, and served as Cardinal Gibbons High School offensive line coach for one season prior to FAU.

The Pompano Beach, FL, native received his degree in Business Administration from the

University of Miami in 1999 from the School of Business with an emphasis in economics and a minor in psychology.

As a prepster, he was the starting tight end for Pine Crest, his only two years of attendance.





# Fred O'Connor

## SPECIAL ASSISTANT TO THE HEAD COACH

### COACHING EXPERIENCE

Has 30+ years of coaching experience.

- 2000-** Florida Atlantic University (Assistant Coach)
- 1984-90** Catholic University of America (Athletic Director and Head Football Coach)
- 1981** Montreal Allouettes – CFL (Offensive Coordinator)
- 1979-80** Washington Redskins – NFL (Offensive Backfield Coach)
- 1978** San Francisco 49ers – NFL (Offensive Coordinator and Interim Head Coach)
- 1975-77** Chicago Bears – NFL (QB and Offensive Backfield Coach)
- 1974** Florida Blazers – WFL (Offensive Backfield Coach)
- 1973** Villanova University (Offensive Coordinator)
- 1972** University of Southern Mississippi (Offensive Coordinator QB Coach)
- 1971** University of Maryland (QB and Receiver Coach)
- 1970** Villanova University (QB and Receiver Coach)
- 1965-69** C.W. Post College (Offensive Backfield Coach)

- 1964-65** Newfield High School
- 1962-63** Oceanside High School

### BOWL GAMES AS A COACH

**1977** Challenge Bowl (Pac 10 All-Stars vs. Big 10 All-Stars)

**1976** Senior Bowl

### AT FLORIDA ATLANTIC

Fred O'Connor joined the staff along with the current seniors. His first role was with the receivers. Staff assignments were shuffled, and he moved to the running backs. Following the 2002 season and more reassignments he moved to the quarterbacks where the team now has not one but two former NFL Head Coaches, Schnellenberger and O'Connor, on the sideline to work with the signal caller. Last season, Jared Allen ended his junior campaign with a no. 4 national ranking in quarterback efficiency. He completed more than 63% of his passes for a total of 3,003 yards for an average of 214.5 per game and a record of 11-3 along the way to a semi-final NCAA finish.

### COACHING ACCOMPLISHMENTS

Called offensive plays and led the Chicago Bears to a third ranked offense in the NFL.

Called all plays as Walter Payton set single-game rushing record of 275 yards versus Minnesota. Position coach for three NFL Hall of Fame running backs (Walter Payton, John Riggins and O.J. Simpson).

Records at Villanova University: no. 1 offense in ECAC; no. 9 national pass offense; NCAA record for most offensive plays in a season (932).

Records at University of Maryland: no. 1 pass offense in ACC; no. 2 in ACC total offense.

Led Catholic University to best record in school's history.

### PROMINENT PLAYERS COACHED


- Walter Payton (Bears)
- John Riggins (Redskins)
- O.J. Simpson (49ers)
- Joe Thiesman (Redskins)
- Art Monk (Redskins)
- Virgil Carter (Bears)
- Steve DeBerg (49ers)
- Freddie Solomon (49ers)
- Ray Guy (Southern Mississippi)
- Mike Siani (Villanova)
- Billy "Whiteshoes" Johnson (Montreal)
- David Overstreet (Montreal)
- Vince Ferragamo (Montreal)



Fred and his wife, Marge

### PERSONAL INFORMATION

- Birth date:** Sept. 1, 1939
- Hometown:** Oceanside, NY
- Education:** 1962 – B.S. in Health and Physical Education, East Stroudsburch University  
Honored with the University's Outstanding Alumni Achievement Award
- Marital Status:** Married 40 years to wife Marge
- Children:** Fred, Jr. and Jill Anne
- Grandchildren:** Fred, III (11), Caitlin (10), Colleen (9), Shannon (8), Meaghan (6)



Back: Fred O'Connor III, Caitlin Graney; Center: Meaghan Graney, Fred, Marge; Front: Shannon Graney, Colleen O'Connor





# Players



164 players attended the first football practice in 2000. Two recruiting classes combined to play in the inaugural game. These are the Foundation Builders of a program yet to reach its potential. Players dressed in blue came to FAU in 2000. Players dressed in white joined the team in 2001.

In this section...

ROSTERS  
DEPTH CHARTS  
BIOS



NO.	PLAYER	POS	CL	HT	WT	HOMETOWN (PREVIOUS SCHOOL)
78	William McDonald	OL	Sr	6-3	270	Tampa, FL (East Bay)
7	Casey McGahee	DB	So	5-9	150	Ft. Myers, FL (Sebring)
54	Chris McKinley	LB	Sr	6-1	190	Rockledge, FL (Rockledge)
36	Ryan McNally	RB	Fr	6-1	218	Crystal River, FL (HS)
42	Kinyumba Mutakabbir	LB	Jr	6-2	202	Lawrenceville, GA (Berkmar)
38	Mark Myers	K	Sr	6-2	185	Rockledge, FL (Rockledge)
69	Nick Paris	OL	Fr	6-1	310	Palm Bay, FL (HS)
5	Doug Parker	RB	Sr	5-11	210	Delray Beach, FL (Atlantic)
88	Thomas Parker	WR	Sr	6-2	199	Miami, FL (Northwestern)
63	Antes Perkins	OL	Fr	6-4	265	Miramar, FL (Stranahan)
31	Charles Pierre	RB	Fr	5-9	195	Orlando, FL (Lake Highland Prep)
40	Troy Pindell	DB	So	6-3	193	Tamarac, FL (American Heritage)
97	Josh Pinnick	DL	Fr	6-5	215	Satellite Beach, FL (HS)
89	Tito Pollice	WR	So	6-3	185	Lakeland, FL (Lake Gibson)
21	Darrion Porter-Isom	WR	Jr	6-2	184	Palmetto, FL (Manatee)
57	Jason Pugh	LB	Sr	6-2	234	Atlantic Beach, FL (Fletcher)
77	Dave Richards	OL	Sr	6-3	271	Delray Beach, FL (Spanish River)
99	Ramon Rickards	DL	Sr	6-2	233	Miami, FL (Miami Killian)
27	Cameron Rodgers	FS	Sr	5-10	186	Tampa, FL (Jefferson)
3	Craig Roundtree	DB	Sr	5-8	185	Bradenton, FL (Southeast)
61	Kristopher Rush	DL	Fr	6-0	210	Tallahassee, FL (Lawton Chiles)
35	Aaron Sanchez	RB	Jr	5-10	195	Miami, FL (Sunset)
68	Chris Shepherd	OL	Sr	6-3	288	Apopka, FL (HS)
19	Frantz Simeon	WR	Fr	5-9	166	Lake Park, FL (Palm Beach Gardens)
45	Cergile Sincere	LB	Fr	6-0	205	Belle Glade, FL (Glades Central)
10	Quincy Skinner	DB	So	5-10	170	Coral Springs, FL (Ely)
96	Johnnie Sloan	DL	Sr	6-1	240	Tallavest, FL (Southeast)
26	Corey Small	DB	Fr	5-10	170	Naples, FL (Gulf Coast)
72	Jarrid Smith	OL	Fr	6-2	250	Okeechobee, FL (HS)
14	McKinson Souverain	QB	Fr	6-0	173	Delray Beach, FL (Atlantic)
75	Justin Sobol	OL	Jr	6-3	240	Oakland Park, FL (Ely)
94	Teddy Strachan	DL	Sr	6-2	245	Dania Beach, FL (South Broward)
9	Larry Taylor	WR	Sr	5-9	170	Sebastian, FL (Sebastian River)
1	Brittney Tellis	WR	Sr	5-9	170	Miami, FL (Miami Northwestern)
29	Jerrell Terry	S	Sr	5-11	194	Kissimmee, FL (Osceola)
47	Osnel Vilmael	WR	So	5-11	185	Margate, FL (Coral Springs)
32	Dominick Walker	RB	Fr	5-10	195	Lakeland, FL (HS)
52	Joe Walker	LB	Sr	6-0	220	Deerfield Beach, FL (HS)
30	Cedric White	RB	Fr	5-9	215	Pembroke Pines, FL (St. Charles Catholic)
67	Zachary Wichner	OL	Fr	6-4	260	Davie, FL (South Plantation)
33	Steve Williams	DB	Fr	5-10	160	Hollywood, FL (Chaminade Madonna)
73	Stetson Wilson	OT	So	6-6	297	Lakeland, FL (HS)
37	Derrick Zak	DB	Jr	5-10	185	Melbourne, FL (HS)

**Head Coach** ..... Howard Schnellenberger  
**Assistant Head** ..... Coach/Linebackers Kurt Van Valkenburgh  
**Offensive Coordinator** ..... Larry Seiple  
**Defensive Coordinator** ..... Kirk Hoza  
**Offensive Line** ..... John Bock  
**Running Backs** ..... Dave Dunn  
**Quarterbacks** ..... Gary Nord  
**Defensive Ends** ..... Christ Vagotis  
**Receivers** ..... John Vandevere  
**Special Assistant to the Head Coach** ..... Fred O'Connor  
**Defensive Tackles** ..... Eli Rasheed  
**Graduate Assistant** ..... John Cain  
**Graduate Assistant** ..... Joe Corozza  
**Athletic Trainer** ..... Brian Anderson  
**Equipment Manager** ..... Mike Short





NO.	PLAYER	POS	CL	HT	WT	HOMETOWN
66	Dewain Akerblom	OL	So	6-0	225	Ft. Lauderdale, FL
68	Chris Shepherd	OL	Sr	6-3	288	Apopka, FL
70	Nello Faulk	OL	So	6-6	245	Tampa, FL
72	Jarrid Smith	OL	Fr	6-2	250	Okeechobee, FL
73	Stetson Wilson	OT	So	6-6	297	Lakeland, FL
75	Justin Sobol	OL	Jr	6-3	240	Oakland Park, FL
76	Kevin Fischer	OL	Sr	6-3	235	Boca Raton, FL
77	Dave Richards	OL	Sr	6-3	271	Delray Beach, FL
78	William McDonald	OL	Sr	6-3	270	Tampa, FL
79	Kevin Ketchum	OL	Sr	6-5	292	Miami, FL
81	Dantson Dareus	TE	Sr	6-5	238	Miami, FL
83	Ben Coker	TE	Sr	6-3	210	Vineland, NJ
84	Anthony Crissinger-Hill	TE	Jr	6-3	205	Tampa, FL
88	Thomas Parker	WR	Sr	6-2	199	Miami, FL
89	Tito Pollice	WR	So	6-3	185	Lakeland, FL
90	William Gray	DL	Sr	6-4	210	Lauderdale Lakes, FL
91	Josh Jenkins	DE	So	6-3	200	Lauderhill, FL
92	Yrvens Guerrier	DL	Sr	6-0	265	Miami, FL
93	Brett Konchak	DL	Sr	6-3	223	Pembroke Pines, FL
94	Teddy Strachan	DL	Sr	6-2	245	Dania, FL
96	Johnnie Sloan	DL	Sr	6-1	240	Bradenton, FL
97	Josh Pinnick	DL	Fr	6-5	215	Satellite Beach, FL
98	Jason Flemming	DL	Fr	6-2	276	Lauderhill, FL
99	Ramon Rickards	DL	Sr	6-2	233	Miami, FL

**Head Coach** ..... Howard Schnellenberger  
**Assistant Head** ..... Coach/Linebackers Kurt Van Valkenburgh  
**Offensive Coordinator** ..... Larry Seiple  
**Defensive Coordinator** ..... Kirk Hoza  
**Offensive Line** ..... John Bock  
**Running Backs** ..... Dave Dunn  
**Quarterbacks** ..... Gary Nord  
**Defensive Ends** ..... Christ Vagotis  
**Receivers** ..... John Vandever  
**Special Assistant to the Head Coach** ..... Fred O'Connor  
**Defensive Tackles** ..... Eli Rasheed  
**Graduate Assistant** ..... John Cain  
**Graduate Assistant** ..... Joe Corozza  
**Athletic Trainer** ..... Brian Anderson  
**Equipment Manager** ..... Mike Short

**2004 SIGNEES**

Rickey Behtel	DB	Gregory Joseph	DB
Carldayle Brantley	DB	Kyle Langford	WR
Andre Clark	LB	Jarret McDonald	OL
Darren Coney	WR	Nick Paris	OL
Ted Czepiga	RB	Charles Pierre	RB
Brad Gagne	LB	Kristopher Rush	DL
Antonio Hall	DL	Frantz Simeon	WR
Anthony Heard	RB	Corey Small	DB
Vinnie Henderson	DL	McKinson Souverain	QB
Brandon Jackson	OL	Zachary Wichner	OL
Jervonte Jackson	DL	Steve Williams	DB
E.J. Jones	DL		



**2003 NCAA SEMI-FINAL GAME**





# 2004 OFFENSE

## TWO DEEP

4  
0  
5  
0  
4  
0  
3  
0

**O**

FULLBACK  
#20 – Eric Harper  
#35 – Aaron Sanchez

**O**

RUNNING BACK  
#5 – Doug Parker  
#28 – Daveon Barron

**O**

QUARTERBACK  
#12 – Jared Allen  
#11 – Danny Embick

WIDE RECEIVER  
#9 – Larry Taylor  
#89 – Tito Pollice

**O**

TIGHT END  
#84 – Anthony Crissinger-Hill  
#81 – Dantson Dareus

**O**

CENTER  
#64 – George Guffey  
#72 – Jared Smith

**O**

WIDE RECEIVER  
#17 – Roosevelt Bynes  
#1 – Brittney Tellis

**O**

RIGHT TACKLE  
#60 – Ken Campos  
#63 – Antes Perkins

RIGHT GUARD  
#68 – Chris Shepherd  
#69 – Mike Fischetti

LEFT GUARD  
#76 – Kevin Fischer  
#78 – William McDonald

LEFT TACKLE  
#77 – Dave Richards  
#70 – Nello Faulk

**O**

**O**

**O**

**O**

**X**

**X**

**X**

**X**

DEFENSIVE END  
#96 – Johnnie Sloan  
#97 – Josh Pinnick

DEFENSIVE TACKLE  
#57 – Jason Pugh  
#94 – Teddy Strachan

DEFENSIVE TACKLE  
#92 – Yrvens Guerrier  
#98 – Jason Flemming

DEFENSIVE END  
#99 – Ramon Rickards  
#90 – William Gray

**X**

**X**

**X**

SAM LINEBACKER  
#50 – Tyrone Higgins  
#54 – Chris McKinley

MIKE LINEBACKER  
#59 – Shomari Earls  
#48 – Erik Benson

WILL LINEBACKER  
#46 – Chris Laskowski  
#52 – Joe Walker

**X**

**X**

**X**

**X**

CORNERBACK  
#22 – Lawrence Gordon  
#10 – Quincy Skinner

STRONG SAFETY  
#34 – Christian Amaya  
#3 – Craig Roundtree

FREE SAFETY  
#29 – Jerrell Terry  
#25 – Taheem Acevedo

CORNERBACK  
#24 – Willie Hughley  
#7 – Casey McGahee

# 2004 DEFENSE

PLAYERS • PLAYERS • PLAYERS • PLAYERS • PLAYERS • PLAYERS • PLAYERS • PLAYERS • PLAYERS • PLAYERS





# Player Birthdays

### JANUARY

Nello Faulk . . . . . 9/85  
Antonio Hall . . . . . 16/86  
E.J. Jones . . . . . 29/86  
B.J. Manley . . . . . 17/85  
William McDonald . . . . . 7/82  
Aaron Sanchez . . . . . 24/83  
Zachary Wichner . . . . . 8/86

### FEBRUARY

Dewain Akerblom . . . . . 9/83  
Roosevelt Bynes . . . . . 14/82  
Brad Gagne . . . . . 25/86  
Chris McKinley . . . . . 2/83  
Kevin Ketchum . . . . . 6/82  
Chris McKinley . . . . . 2/83  
Doug Parker . . . . . 14/82  
Antes Perkins . . . . . 21/85  
Joe Walker . . . . . 16/81

### MARCH

Lawrence Gordon . . . . . 30/84  
Anthony Heard . . . . . 26/86  
Ertwyn Henry . . . . . 2/83  
Kinyumba Mutakabir . . . . . 15/83  
Charles Pierre . . . . . 15/85  
Jerrell Terry . . . . . 25/81

### APRIL

Erik Benson . . . . . 22/83  
Darren Coney . . . . . 29/85  
Josh Jenkins . . . . . 13/85  
Jarret McDonald . . . . . 3/86  
Cergile Sincere . . . . . 13/84  
McKinson Souverain . . . . . 16/86  
Derrick Zak . . . . . 3/81

### MAY

Dimitri Jacques . . . . . 23/82  
Ryan McNally . . . . . 28/85  
Quincy Skinner . . . . . 20/84  
Jarid Smith . . . . . 18/85

### JUNE

Cartier Barber . . . . . 7/85  
Anthony Crissinger-Hill . . . . . 1/83  
Brett Konchak . . . . . 9/82  
Jason Pugh . . . . . 28/83  
Frantz Simeon . . . . . 5/86

### JULY

Christian Amaya . . . . . 24/82  
Dantson Dareus . . . . . 22/80  
Shomari Earls . . . . . 10/84  
Mark Myers . . . . . 13/82  
Nick Paris . . . . . 30/86  
Troy Pindell . . . . . 18/84  
Josh Pinnick . . . . . 15/85

Darrion Porter . . . . . 22/82  
Kristopher Rush . . . . . 11/86  
Larry Taylor . . . . . 7/82  
Brittney Tellis . . . . . 26/83  
Steve Williams . . . . . 25/86

### AUGUST

Jared Allen . . . . . 26/81  
Bob Edwards . . . . . 21/82  
Eric Harper . . . . . 31/81  
Gregory Joesph . . . . . 21/83  
Chris Shephard . . . . . 21/83

### SEPTEMBER

Rickey Bethel . . . . . 27/83  
Tyrone Higgins . . . . . 30/81  
Jervonte Jackson . . . . . 6/86  
Chris Laskowski . . . . . 19/81  
Tito Pollice . . . . . 18/83  
Corey Small . . . . . 27/85  
Dominick Walker . . . . . 24/84

### OCTOBER

Mike Brown . . . . . 17/82  
Ben Coker . . . . . 18/81  
Dane Hansen . . . . . 10/83  
Chauncey Marshall . . . . . 4/81  
Thomas Parker . . . . . 31/81  
Cameron Rodgers . . . . . 9/82  
Ramon Rickards . . . . . 28/81  
Craig Roundtree . . . . . 12/81  
Stetson Wilson . . . . . 8/84

### NOVEMBER

Carldayle Brantley . . . . . 15/85  
Mark Chase . . . . . 6/81  
Danny Embick . . . . . 29/82  
William Gray . . . . . 1/82  
Willie Hughley . . . . . 24/82  
Anthony Jackson . . . . . 27/80  
Brandon Jackson . . . . . 1/85  
Dave Richards . . . . . 17/81  
Johnnie Sloan . . . . . 24/81  
Teddy Strachan . . . . . 18/2

### DECEMBER

Taheem Acevedo . . . . . 8/85  
Daveon Barron . . . . . 15/81  
Ted Czepiga . . . . . 29/85  
Andre Clark . . . . . 28/84  
Jason Flemming . . . . . 16/84  
Kevin Fischer . . . . . 17/82  
Yrvens Guerrier . . . . . 5/80  
George Guffey . . . . . 12/81  
Vinnie Henderson . . . . . 22/85  
Dekolan James . . . . . 27/81  
Kyle Langford . . . . . 11/85  
Casey McGahee . . . . . 7/83



# Pronunciation Guide

Taheem Acevedo . . . . . Tuh-HEEM ah-suh-VAY-doe  
Dewain Akerblom. . . . . Ak-R-Blom  
Daveon Barron . . . . . Dav-E-on  
Carldayle Brantley . . . . . Car-Dell  
Roosevelt Bynes . . . . . Bine-z  
Darren Coney . . . . . Coon-E  
Anthony Crissinger. . . . . Cress-in-gur  
Ted Czepiga . . . . . Sa Pea gah  
Dantson Dareus. . . . . DANCE-in DARE-ee-is  
Shomari Earls . . . . . Show-mar-E  
Danny Embick. . . . . eM-Bick  
Brad Gagne. . . . . Gone Yeah  
Yrvens Guerrier. . . . . Ervins GARE-ee-air  
Ertwyn Henry . . . . . ERE-win  
Kirk Hoza . . . . . HOSE-uh  
Dimitri Jacques . . . . . JACKS  
Dekolan James . . . . . Dee-COLE-in  
Brett Konchak . . . . . KON-chack  
Chris Laskowski . . . . . LA-sow-ski  
Kinyumba Mutakabir. . . . . Kin-YU-M-ba Moo-TOCKA-beer  
Tito Pollice . . . . . Pawl-Ice  
Larry Seiple. . . . . SIPE-el  
McKinson Souverain . . . . . Ma Kin Sun  
Teddy Strachan . . . . . Strawn  
Ramon Rickards . . . . . Ruh-MONE RICK-erds  
Christ Vagois. . . . . Chris Vuh-GOTE-is  
Kurt Van Valkenburgh . . . . . VAULK-enburg  
Zachary Wichner . . . . . Which Ner



## Taheem Acevedo



**SOPHOMORE  
FREE SAFETY**

**6-1, 195**

**MIAMI, FL**

**FLEX VARELA SENIOR  
HIGH SCHOOL**

25

**2003:** Injuries among the defensive backs accelerated his game time...recorded a tackle in nine games...tallied four (3-1) in his first start, against Illinois State and four (2-2) against Siena...ended his freshman campaign with 16 total tackles, including 11 solo...recorded a fumble recovery against Siena...was also a member of the special teams...returning four kick-offs for a total of 34 yards...his longest was 16 yards against Northern Colorado.

**High School:** Played for Clark Eakes at Flex Varela Senior High School, where he was a two-way starter...had 58 rushing attempts for 389 yards...recorded three receptions for 198 yards...returned six punts for 125 yards, including one TD...defensively had 82 tackles and eight interceptions, two for a score...earned second-team All-Dade honors and was the team's MVP...three-sport athlete (football, basketball and track).

**Personal:** General Studies major...Nephew of Debra Callwood...born December 8, 1985.

YEAR	GMS	UT	AT	TT	TFL	INT-YDS	PBU	FR
2003	14	11	5	16	0-0	0-0	0	1

## Dewain Akerblom



**SOPHOMORE  
OFFENSIVE LINE/  
SNAPPER**

**6-0, 225**

**FT. LAUDERDALE, FL**

**NOVA HIGH SCHOOL**

66

**2003:** Member of the squad and worked with a kicking staff that did not have a punt or kick blocked...fall and spring honor roll member.

**2002:** Played an instrumental role following injuries to center and long snapper.

**High School:** Played for Coach Gazzilo at Nova High School...three-sport athlete (football, wrestling and track).

**Personal:** General Studies major...born February 9, 1983 in Ft. Lauderdale, FL.

## Jared Allen



**SENIOR  
QUARTERBACK**

**6-3, 215**

**EDMOND, OK**

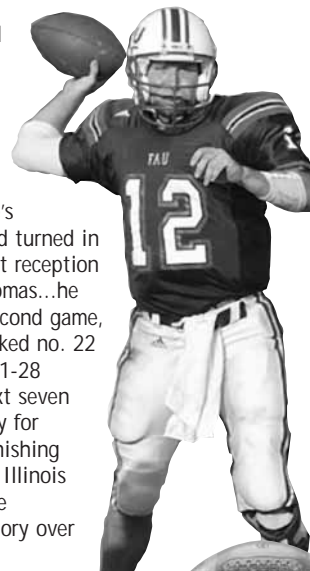
**EDMOND SANTA FE  
HIGH SCHOOL**

12

**2003:** Started every game as the team's signal caller and led the squad to an 11-3 record and a NCAA Division I-AA Semi-Final berth...began his junior campaign by orchestrating the final two minutes of the Middle Tennessee State game that saw the Owls score twice in the waning moments, both via a pass, to defeat the Blue Racers and earn the program's first Division I-A victory in just the 22nd game of the program's existence...ended the campaign among a trio of FAU quarterbacks used that ranked. No. 2 in passing efficiency at 159.46...individually, Allen ranked no. 4 nationally in efficiency at 153.60...he ranked no. 46 in total offense with 201.83...during the initial stages of FAU's 10-game win streak Allen had 161 pass attempts without an interception...threw for a career-high 352 yards against UCF (40-26-0)...at season's end was named the team's Co-MVP...was named first team I-AA Independent All-Star, second team All-South by Don Hansen's Weekly Gazette...also earned I-AA Independent Player of the Week Honors for his performance against UCF tallying 352 yards on a 26-40 performance that included two game-winning passes deflected two in the end zone...spring honor roll member.

**2002:** Allen entered the fall season as the team's no. 1 QB...the sophomore led FAU against three Division I A opponents and five teams ranked no. 25 or higher in the Division I-AA polls...ended the season with a 115.63 pass efficiency rating...attempted 193 of the team's 254 pass attempts and completed 50.8 percent...scored seven touchdowns, his longest a 56-yard connection with Brittney Tellis at Eastern Kentucky...ran for two touchdowns...the first was a one-yard scamper against Youngstown State...the second was a one-yard run and was the first score in the first FAU versus FIU match-up, better known as the Shula Bowl...named inaugural Shula Bowl MVP...set a new single-game passing record against Eastern Kentucky...at season's end named team's Offensive MVP...member of the spring honor roll.

**2001:** Competed neck and neck for the starting job...a coin flip determined the inaugural game starter...Allen made the call, Garrett Jahn was the inaugural game's starter...Allen started the second half and turned in a 9-18-1 passing performance...his longest reception was a 19-yard connection with Justin Thomas...he played in every game (10), started the second game, against Bethune-Cookman, which was ranked no. 22 at game time and guided the team to a 31-28 victory and earned starts in six of the next seven games...was in the top half of the country for much of the year in passing efficiency, finishing 70th...saw limited action against Eastern Illinois after receiving a concussion...returned the following week to lead FAU to a 27-9 victory over





Albany in the season's finale...ended the 2001 season with 1,185 yards, six touchdowns and an average of 118.5 yards per game...also scored one rushing touchdown, a seven-yard run against Bethune-Cookman, the program's first offensive score...following the 2001 inaugural season, the freshman was named the team's MVP.

**2000:** One of three quarterbacks signed in the first class...the trio were also roommates and shared playing time in the fall...he improved as the year progressed...his quick feet and ability to move in the pocket proved to be his best attributes.

**High School:** Played for Brian Kelly at Edmond High School...named 1999 All-State...as a senior: was 171-282 (61%) for 1,973 yards and 18 touchdowns...as a junior: was 145-232 (63%) for 1,502 total yards including nine touchdowns...named a 1999 Blue Chip (pre-season) athlete...earned first-team All-Edmond area quarterback, All-Metro Conference quarterback, All-District 6A-1 quarterback, All-City (Oklahoma City) and was named Oklahoma Coaches Association All-State quarterback...involved with FCA, where he was named Player of the Week as both a junior and as a senior...also named to the Jim Thorpe All-Star Game and was selected MVP...two-sport athlete (football and basketball).

**Personal:** Political Science major...son of Lyndon and Sharon Allen...born August 26, 1981 in Edmond, OK. Father was an offensive lineman at University of Central Oklahoma...his brother Josh played football at Murray State, Butler Junior College and Southwest Oklahoma...his oldest brother, Jason, played at Arkansas...his father or mother, and sometimes both, are at every game.

### GAME HIGHS

Pass Attempts	40	UCF, 9/3/03
Completions	26	UCF, 9/13/03
Yards	352	UCF, 9/13/03
Completion %	77%	Nicholls State, 18/14/0, 10/11/03
	88	Siena, 8/7/0, 11/15/03
TD Passes	3	UCF, 9/13/03
	3	Siena, 11/1/03
	3	N. Arizona, 12/6/03
Interceptions:	3	Colgate, 12/13/03
Longest Pass	88	Albany (NY), 11/17/01
Rush Attempts	12	Youngstown State 10/12/02
Rushing Net Yards	26	Marist, 9/22/01
Rushing TDs	1	Bethune-Cookman, 9/8/01; Marist, 9/22/01
Longest Run	20	Marist, 9/22/01, Nicholls, 10/11/03
Longest TD Run	7	Bethune-Cookman, 9/8/01
Total Plays	48	UCF, 9/13/03
Total Yards	352	UCF, 9/13/03

### GAME-BY-GAME

#### 2001

DATE	OPPONENT	ATT-CMP-INT	YDS	TD	LONG	RESULT
09/01/01	Slippery Rock	18-9-1	52	0	19	7-40
09/08/01	Bethune-Cookman	24-11-0	210	2	71	31-28
09/22/01	Marist	16-8-0	162	2	40	31-9
10/06/01	Drake	23-13-1	200	0	38	7-31
10/13/01	Jacksonville	15-7-0	96	1	26	35-12
10/20/01	St. Mary's (CA)	27-13-2	171	0	26	10-24
10/27/01	St. Peter's	15-4-1	49	0	18	0-19
11/03/01	Gardner-Webb	16-6-0	110	0	36	19-35
11/10/01	Eastern Illinois	5-1-0	9	0	9	10-38
11/17/01	Albany (NY)	14-5-2	126	1	88	27-9

#### 2002

DATE	OPPONENT	ATT-CMP-INT	YDS	TD	LONG	RESULT
08/28/02	South Florida	20-10-1	163	1	41	10-51
09/07/02	Bethune-Cookman	7-2-2	32	0	27	17-30
09/14/02	James Madison	16-10-1	11	1	25	13-16
09/21/02	Eastern Kentucky	28-11-0	226	0	56	6-22
10/05/02	Nicholls State	25-17-0	227	2	36	22-33
10/12/02	Youngstown State	15-8-1	113	0	41	17-24

10/26/02	Troy	22-9-0	122	1	28	6-21
11/02/02	Connecticut	13-7-0	57	0	22	14-61
11/09/02	Morris Brown	25-23-0	185	2	29	34-13
11/16/02	Eastern Illinois	6-2-0	9	0	5	6-47
11/23/02	Florida Int'l	16-9-1	109	0	22	31-21

### 2003

DATE	OPPONENT	ATT-CMP-INT	YDS	TD	LONG	RESULT
08/28/03	@MTSU	28-17-2	208	2	62	20-19
09/06/03	Valdosta	22-16-1	225	1	50	17-45
09/13/03	@UCF	40-26-0	352	3	53	29-33
09/20/03	@YSU	29-18-0	241	1	41	13-6
09/27/03	@ISU	25-16-0	226	2	67	28-10
10/04/03	TXST	26-15-0	269	1	73	27-14
10/11/03	Nicholls State	18-11-0	149	2	21	31-23
10/18/03	Northern CO	15-11-1	125	1	38	21-19
11/01/03	GWU	13-9-0	152	1	39	31-26
11/15/03	Siena	8-7-0	77	3	21	51-3
11/22/03	FIU	32-22-1	281	1	39	32-23
11/29/03	Bethune-Cookman	22-9-0	204	2	46	32-24
12/6/03	NAU	28-17-1	228	3	45	48-25
12/13/03	Colgate	39-22-3	266	1	40	24-36

### CAREER PASSING STATS

YEAR	GM/S	ATT-CMP-INT	YDS	TD	QB EFF
2001	10/8	173-77-7	1185	6	105.40
2002	11/11	193-98-6	1358	7	115.63
2003	14/14	346-218-9	3003	24	153.60
<b>Total</b>	<b>35/33</b>	<b>712-393-22</b>	<b>5546</b>	<b>37</b>	

### CAREER RUSHING STATS

YEAR	ATTS	YDS	AVG	TD	LONG
2001	43	-59	-1.4	1	20
2002	72	-168	-2.3	2	18
2003	83	-176	-2.3	0	20
<b>Total</b>	<b>185</b>	<b>-436</b>	<b>-2.4</b>	<b>2</b>	<b>20</b>

## Christian Amaya



**34**  
**SENIOR**  
**DEFENSIVE BACK**  
**5-11, 197**  
**PEMBROKE PINES, FL**  
**COOPER CITY HIGH SCHOOL**

**2003:** Participated in spring drills after attending the University of South Florida. Prior to USF he played for Glenville State College in West Virginia.

**High School:** Played for Jim Elder at Cooper City High School, where he earned All-County and All-State honors as a running back...record holder for single-game touchdowns and in a single season as well as yards in both a game and a season...two-sport athlete (football and track).

**Personal:** Marketing major...son of Terri and Humberto Amaya...born July 24, 1982 in Miami, FL.

YEAR	GMS	UT	AT	TT	TFL	INT-YDS	PBU	FR
2003	3	14	6	20	2-3	0-0	2	0

# Cartier Barber



**FRESHMAN**  
**DEFENSIVE BACK**  
**5-10, 167**  
**WEST PALM BEACH, FL**  
**SUNCOAST HIGH SCHOOL**

23

**2003:** Participated in Spring Drills.

**High School:** Played for Jimmie Bell at Suncoast High School...earned all-county honors in track and was all-conference in track and field...two-sport athlete (football and track).

**Personal:** Psychology major...son of Elizabeth Coleman and Zedrick Barber...born June 7, 1985 in West Palm Beach, FL.

# Daveon Barron



**SENIOR**  
**RUNNING BACK**  
**5-8, 175**  
**FT. PIERCE, FL**  
**FT. PIERCE CENTRAL HIGH SCHOOL**

2

**2003:** Began and ended his junior campaign as the starting running back...using a three running back rotation he had three games with more than 10 carries...season high was 16 carries and 105 yards against Siena...season long was 38 yards, also against Siena...he was one of two players in 2003 who had a game of more than 100 yards...oddly enough he had four receptions in four separate games...three times he had one reception for 18 yards...also threw one pass in 2003, for an 18-yard score against in-state rival Florida International.

**2002:** Showed great quickness and the ability to elude would-be tacklers in spring drills...entered the fall as the no. 2 running back...fought hard to move into the no. 1 spot and was very close to making it on his own before an injury to Anthony Jackson assured the starting spot...ended the year playing in 10 of the team's 11 games...averaged 3.2 yards per game and recorded four TDs, including the team's first rushing TD against Nicholls State...averaged 47.4 yards per



game...his first start was against Youngstown State, a game in which he rushed for 83 yards...had the team's first 100-yard game of the season against Morris Brown with 147 yards, an all-time game high for FAU...at season's end named Co-Non-Scholarship MVP.

**2001:** Attended FAU but did not play after transferring...was a member of the scout team.

**2000:** Attended Bethune-Cookman College.

**High School:** Played for Harry Williams at Ft. Pierce Central High School...earned All-Conference twice...tallied 10 touchdowns and four TDs via the returned kick...two-sport athlete (football and track).

**Personal:** Psychology major...son of Teresa Barron...born December 15, 1981 in Ft. Pierce, FL.

### CAREER RUSHING STATS

YEAR	GMS	ATT	YDS	AVG	LONG	TD
2002	10	147	474	3.2	19	4
2003	14	101	476	4.7	38	1
<b>Total</b>	<b>24</b>	<b>248</b>	<b>950</b>	<b>3.8</b>	<b>38</b>	<b>5</b>

### CAREER RECEIVING STATS

YEAR	GMS	REC	YDS	AVG	LONG	TD
2002	10	3	36	12.0	23	0
2003	14	4	55	13.8	18	0
<b>Total</b>	<b>24</b>	<b>7</b>	<b>91</b>	<b>13.0</b>	<b>23</b>	<b>0</b>

### CAREER KICK RETURNS STATS

YEAR	GMS	NO	YDS	AVG	LONG	TD
2002	10	2	36	18.0	18	0

# Erik Benson



**JUNIOR**  
**LINEBACKER**  
**6-2, 222**  
**JACKSONVILLE, FL**  
**SANDALWOOD HIGH SCHOOL**

48

**2003:** Moved into a linebacker position as well as a role on the special teams...saw action in 13 games...recorded two tackle assists against Siena...spring honor roll member.

**2002:** Participated in both fall and spring drills...member of the fall and spring honor rolls.

**2001:** Attended the University of North Florida, which does not sponsor football.

**High School:** Played for Terry Gillian at Sandalwood High School...recorded 56 tackles, three interceptions, four fumble recoveries and scored one touchdown.

**Personal:** Finance major...son of Steven and Marie Benson...born April 22, 1983 in Miami, FL.





## Mark Chase



**JUNIOR**  
**DEFENSIVE TACKLE**  
 6-3, 295  
 MIAMI, FL  
 MIAMI CENTRAL  
 HIGH SCHOOL

95

**2003:** Played in five games before being sidelined with mononucleosis... recorded a tackle in each of his first three games and ended the season with two solo and one assist.

**2002:** Played in 10 games...continued to improve as he gained experience...recorded nine solo tackles and a total of 15 on the season, one for a loss...member of the fall honor roll.

**2001:** Joined the team for two-a-days...shortly after a death in the family forced him to withdraw from school...returned to the team in January.

**High School:** Played for Anthony Sounders at Miami Central High School...as a senior, earned first-team All-Dade County, second-team All-State and honorable mention All-American honors...team finished third in the state playoffs...served as the team's captain and voted MVP...two-sport athlete (football and track)...qualified for the regional final in the shotput and discus.

**Personal:** Criminal Justice major...son of Mark Chase, Sr....born November 6, 1981 in Miami, FL.

### CAREER DEFENSIVE STATS

YEAR	GMS	UT	AT	TT	SACKS	TFL	FC-FR	QBH
2002	10	9	6	15	1-4	1-4	0	0
2003	5	2	1	3	0-0	0-0	0	0
<b>Total</b>	<b>15</b>	<b>11</b>	<b>7</b>	<b>18</b>	<b>1-4</b>	<b>1-4</b>	<b>0</b>	<b>0</b>

## Bryan Clancy



**FRESHMAN**  
**DEFENSIVE TACKLE**  
 6-4, 250  
 DAVIE, FL  
 ARCHBISHOP  
 MCCARTHY

86

**2003:** Joined the squad mid-season and participated in Spring Drills...spring honor roll members.

**High School:** Played for Mike Manning at Archbishop McCarthy...three-sport athlete (football, track and wrestling).

**Personal:** Communication major...son of Paula and Scott Clancy...born April 4, 1986 in Davie, FL.

## Andre Clark



**FRESHMAN**  
**LINEBACKER**  
 6-1, 205  
 MIAMI PACE  
 HIGH SCHOOL

49

**High School:** Played for Joe Zaccheo at Miami Pace High School...as a senior tallied 173 tackles, three sacks and one interception...two-sport athlete (football and wrestling)...earned second team All-Dade in both sports...finished second in the state in wrestling at 189 pounds.

**Personal:** General Studies major...son of Monica Saw and Donnie Merritt...born December 20, 1984 in Miami, FL.

## Ben Coker III



**SENIOR**  
**TIGHT END**  
 6-3, 225  
 VINELAND, NJ  
 VINELAND  
 HIGH SCHOOL

83

**2003:** Again proved to be a vital part of the receiving core...grabbed his first reception against UCF, a five-yard score...second catch of the season was also a score, a 14-yard connection with quarterback Danny Embick against Siena...had two more receptions in 2004, including his season long of 16 against in-state rival Florida International.

**2002:** Earned Pre-Season first-team All-Independent...reported to camp fighting for a spot on the travel roster... by season's end he was a week-to-week starter...had his second collegiate reception in the season opener, a game played against Division I-A USF...the two-yard reception resulted in an FAU TD, his first collegiate score...he had five multiple-reception games...the best outing was four receptions for 24 yards and his season long reception was a 22-yard grab against FIU, a game in which he had a total of 31 yards...member of the spring honor roll.

**2001:** Played in eight games...longest reception was a 14-yard grab against St. Mary's.



**2000:** Scrappiness was his edge in both fall and spring workouts.

**High School:** Played for Bill MaGee at Vineland High School... participated in the Fame Bowl of South Jersey...served as team captain as a senior...member of the honor roll and earned the Cum Laude Award...two-sport athlete (football and baseball).

**Personal:** Sociology major...son of Benjamin Coker, Jr. and Sharon Gray...born October 18, 1981 in Vineland, NJ.

**CAREER RECEIVING STATS**

YEAR	GMS	NO	YDS	AVG	TD	LG
2001	8	1	14	1.8	0	14
2002	11	14	110	7.9	1	22
2003	11	4	38	9.5	2	16
<b>Total</b>	<b>30</b>	<b>19</b>	<b>162</b>	<b>8.5</b>	<b>1</b>	<b>22</b>

## Darren Coney




**FRESHMAN**  
**WIDE RECEIVER**  
**6-0, 175**  
**FT. LAUDERDALE, FL**  
**BOYD ANDERSON**  
**HIGH SCHOOL**

**86**

**High School:** Played for Malcom Spence at Boyd Anderson High School where he earned All-County, All-State and was a member of the Broward all-star team...also a member of the Dade All-Star Team...averaged 20 yards per kickoff return, 15 yards per punt return, 31 receptions for 528 yards (17-yard average) and seven touchdowns.

**Personal:** General Studies major...son of Alice McMath...born April 29, 1985.

## Anthony Crissinger-Hill

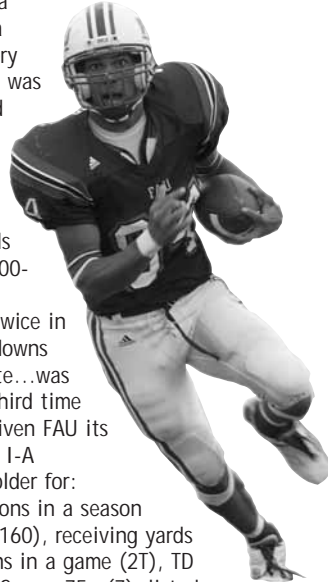


**JUNIOR**  
**TIGHT END**  
**6-3, 205**  
**TAMPA, FL**  
**JEFFERSON**  
**HIGH SCHOOL**

**84**

**2003:** Fought his way back onto the two-deep after missing all of the 2002-2003 academic year...quickly moved to no. 2 on the depth chart as pre-season camp opened and eventually to no. 1 following a season ending injury to Dantson Dareus prior to the season opener...more

than made up for lost time with a record breaking season...tallied a minimum of one reception in every game played and his lowest total was in a game all starters were pulled in the first quarter...had a career-high nine receptions against FIU...scored in seven of the team's 14 games...had a season- and career-high 160 yards against Texas State...broke the 100-yard mark four times during his sophomore campaign, including twice in the play-offs...scored two touchdowns twice versus UCF and Illinois State...was finger-tips away from scoring a third time against UCF, which would have given FAU its second victory against a Division I-A opponent...current FAU record holder for: receptions in a game (9), receptions in a season (74), receiving yards in a game (160), receiving yards in a season (1,134), TD receptions in a game (2T), TD receptions in a season (9), Most Games 75+ (7), listed four times with 100+ in a game, has the program's second and fourth longest TD receptions (73 and 67)...earned a first team spot on the I-AA Independent All-Star team, the Don Hansen Weekly Gazette All-South first team and First Team All-America Team by the same magazine, the Swami Josh's I-AA All-America First Team, and was named the team's Offensive MVP...ended his sophomore campaign listed nationally in receptions per game (38th ) and in receiving yards per game (34th).



**2002:** An early training camp injury returned Hill to his hometown until January...participated in all spring drills.

**2001:** As a true freshman, played in seven games before his season was cut short due to a broken collar bone...most impressive game was versus St. Mary's (CA)...tallied seven receptions for 77 yards...second-best game was four catches for 66 yards...earned double-digit yardage in every game with a reception in every game except against St. Peter's, a game cut short because of injury.

**High School:** Played for Michael Simmonds at Jefferson High School...high school teammate of Cameron Rodgers...as a senior: had 45 catches for 858 yards...known for his big play capabilities...averaged 19.6 yards per catch and had eight touchdowns...played in Minnesota prior to his senior season.

**Personal:** Business major...born June 1, 1983.

2003						
DATE	OPPONENT	NO	YDS	TD	LONG	
Aug 28	@MTSU	3	33	0	17	
Sep 6	VSU	4	45	0	25	
Sep 13	@UCF	8	135	2	40	
Sep 20	@YSU	4	67	0	27	
Sep 27	@ISU	4	88	2	67	
Oct 4	TXST	7	160	1	73	
Oct 11	NSU	7	73	1	20	
Oct 18	UNC	7	86	1	28	
Nov 1	GWU	5	57	1	32	
Nov 15	Siena	1	21	0	21	
Nov 22	@FIU	9	92	1	39	
Nov 29	@B-CC	3	34	0	20	
Dec 6	@NAU	6	129	0	49	
Dec 13	COLGATE	6	114	0	40	

2001						
DATE	OPPONENT	NO	YDS	TD	LONG	
Aug 28	@MTSU	3	33	0	17	
Sep 6	VSU	4	45	0	25	
Sep 13	@UCF	8	135	2	40	



Sep 20	@YSU	4	67	0	27
Sep 27	@ISU	4	88	2	67
Oct 4	TXST	7	160	1	73
Oct 11	NSU	7	73	1	20
Oct 18	UNC	7	86	1	28
Nov 1	GWU	5	57	1	32
Nov 15	Siena	1	21	0	21
Nov 22	@FIU	9	92	1	39
Nov 29	@B-CC	3	34	0	20
Dec 6	@NAU	6	129	0	49
Dec 13	COLGATE	6	114	0	4

#### CAREER RECEIVING STATS

YEAR	GMS	NO	YDS	AVG	TD
2001	7	16	191	11.9	0
2003	14	74	1134	15.3	9
<b>Total</b>	<b>21</b>	<b>90</b>	<b>1325</b>	<b>14.7</b>	<b>9</b>

## Ted Czepiga



**FRESHMAN  
LINEBACKER**

**6-0, 208**

**BETHANY, CT**

**AMITY HIGH SCHOOL**

**44**

**High School:** Played for Coach Gowan at Amity High School where he was a highly decorated running back...during his prep career he set a school career rushing record with 3,345 yards, the school touchdown record with 65 scores, the school unassisted tackle record at 86 and assisted tackle record at 75 as well as the average punt record at 41.9...along the way he was named to the All-Conference team, 2001-2003, was named First-Team All-State in both 2002 and 2003...he also earned the New Haven Gridiron Club Levi Jackson Award as the All-Area team running back in both 2002 and 2003...the Connecticut Post named him the area's first-team running back in 2002 and 2003...the Hartford Courant also bestowed the same accolades as did the New Haven Register...he was voted the team's most valuable player by his teammates his sophomore through his senior seasons and received the Thomas Laugeni Most Valuable Player Award Thanksgiving Day Game in both 2002 and 2003 as well as the Most Valuable Player by the Media for the Southern Connecticut Conference Championship Tournament...he was recognized numerous times as the athlete of the week by the New Haven Register, the Connecticut Post and the Shoreline Times during his junior and senior campaigns...the 2003 William Johnson Scholarship recipient served as the team captain as a senior...two-sport athlete (football and lacrosse)...earned first-team All-State in lacrosse as well as first-team All-Conference...named All-Area first team by the New Haven Register and the Connecticut Post...selected to the 2003 Connecticut Super Juniors Team and was selected as the MVP by the media for the Southern Connecticut Conference championship Tournament...also served as team captain...also considered Boston College, Mississippi State, Connecticut and West Point.

**Personal:** General studies major...son of Ed and Ann Czepiga...born December 29, 1985.

## Dantson Dareus



**SENIOR  
TIGHT END**

**6-5, 238**

**MIAMI, FL**

**MIAMI NORLAND  
HIGH SCHOOL**

**81**

**2003:** Suffered a season-ending knee injury during pre-season.

**2002:** Saw action in three games...tallied 86 yards, for an average of 14.3 per reception and 28.7 per game...was administratively sidelined part of the season and was held out of practice and competition for the remainder of the season...possesses great size and pure ability.

**2001:** Joined the team four games into the season...showed the ability to make outstanding catches and use his height to his advantage...ended the season with six receptions for 127 yards, one touchdown and a 21.2 yard average per reception...his first reception was against St. Peter's, a 23-yard reception from Garrett Jahn...had two receptions against Gardner-Webb, one for 36 yards, the first from Jahn, the second from Jared Allen...also recorded two receptions against Eastern Illinois and one against Albany (NY).

**High School:** Played for Hurt Wiks at Miami Norland High School...earned All-Dade and participated in the Florida/Georgia All-Star Game...two-sport athlete (football and basketball).

**Personal:** Art major...son of Elvia Lubin...born July 22, 1980 in Haiti.

#### CAREER RECEIVING STATS

YEAR	GMS	REC	YDS	AVG	TD	LONG
2001	6	6	127	21.2	1	36
2002	3	6	86	14.3	2	28
<b>Total</b>	<b>9</b>	<b>12</b>	<b>210</b>	<b>17.5</b>	<b>3</b>	<b>36</b>

## Shomari Earls



**JUNIOR  
LINEBACKER**

**6-2, 225**

**LAKE PARK, FL**

**PALM BEACH GARDENS  
HIGH SCHOOL**

**59**

**2003:** Played in every game both on defensive unit and on special teams...also saw action as a punt returner...returned one punt for 23 yards, it was in the season opener...ended the season with 41 total



tackles, including 22 solo...returned his lone interception for 11 yards...forced two fumbles and credited with three passes being broken up and a blocked kick against Middle Tennessee...spring honor roll member.

**2002:** Saw time as a true freshman backing up the starting "Sam" linebacker... progression was stepped up during Tyrone Higgins' injury and a team eye infection...best outing was the final game of the year with two solo tackles, one assist and a forced fumble that led to an Owl's touchdown.



**High School:** Played for Tim Tharp at Palm Beach Gardens High School...team made three consecutive trips to the playoffs...he was Palm Beach Gardens' leading tackler and was a three-year starter...named first-team All-County as a linebacker...played in the "Outback and the All-Star" football game.

**Personal:** Sports Management major...son of Gregory and Debra Earls... born July 10, 1984 in Atlanta, GA.

CAREER DEFENSIVE STATS

YEAR	GMS	UT	AT	TT	SACKS	TFL	FC	FR-YDS	QBH
2002	7	5	3	8	0	0	0-1	0	
2003	14	22	19	41	1-12	3-15	2	0-0	1
<b>Total</b>	<b>21</b>	<b>27</b>	<b>22</b>	<b>49</b>	<b>1-12</b>	<b>3-15</b>	<b>2</b>	<b>1-0</b>	<b>1</b>

## Bob Edwards



**JUNIOR**  
**DEFENSIVE LINE**  
**6-2, 230**  
**PLANTATION, FL**  
**ST. THOMAS AQUINAS**  
**HIGH SCHOOL**

# 56

**2003:** Practiced and traveled with the squad...did not see action waiting for time behind seasoned veterans...fall honor roll member.

**2002:** Sideline due to transfer rules...member of the spring honor roll.

**2001:** Played for Steve Gilbert at Jacksonville University...played in one game, recorded one tackle...participated in FAU's spring drills.

**High School:** Played for George Smith at St. Thomas Aquinas High School...was an All-County selection in both football and wrestling... two-sport athlete (football and wrestling).

**Personal:** Business Marketing major...son of Bruce and Siobhan Edwards...born August 21, 1982 in Plantation, FL.

## Danny Embick



**JUNIOR**  
**QUARTERBACK/KICKER**  
**6-1, 210**  
**JUPITER, FL**  
**WILLIAM T. DWYER**  
**HIGH SCHOOL**

# 11

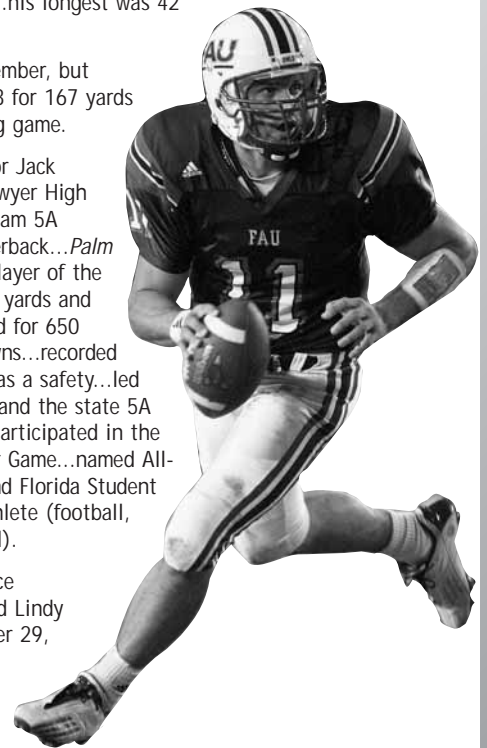
**2003:** Transferred to FAU in January of 2003 to begin learning the system and become acquainted with the program...saw action in 10 of the team's 14 games...completed passes in seven of those games...accumulated more than 50 yards passing in five games...had an outstanding performance against a ranked Northern Colorado...was called into action with a two point lead late in the third quarter...saw UNC pull within two at 14-12 before he led the squad on an eight-play 80-yard scoring drive that concluded with an 11-yard TD pass to Roosevelt Bynes and the eventual 21-19 score...was 8-9 in that game with 132 yards and the TD pass...in his last four games his passing totals were 26-23 and he completed a touchdown pass in each of those four games...he ended the year 30-of-37 with no INTs...his longest pass of the year was 49 yards...member of the spring honor roll.

**2002:** Served as a back-up quarterback at West Virginia University... also did late season punting...played in five games...was 9-17 with two interceptions for 137 yards and two TDs...his longest reception was a 33-yard completion against Tennessee-Chattanooga...he had eight carries for 16 yards...punted twice for a total of 77 yards and an average of 38.5 yards...his longest was 42 yards.

**2001:** Travel squad member, but red-shirted...was 18-28 for 167 yards in the Gold-Blue spring game.

**High School:** Played for Jack Daniels at William T. Dwyer High School...earned first-team 5A Florida All-State quarterback...*Palm Beach Post* Offensive Player of the Year...passed for 2,400 yards and 21 touchdowns...rushed for 650 yards and 12 touchdowns...recorded 90 tackles on defense as a safety...led team to a 13-2 record and the state 5A championship game...participated in the Florida-Georgia All-Star Game...named All-America by PrepStar and Florida Student Sports...three-sport athlete (football, basketball and baseball).

**Personal:** Social Science major...son of Mark and Lindy Embick...born November 29, 1982.



2003

DATE	OPPONENT	ATT-CMP-INT	YDS	TD	LONG	RESULTS
08/28/03	@MTSU	1-1-0	7	0	7	20-19
09/06/03	Valdosta	8-5-0	16	0	52	17-45
9/20/03	@YSU	2-1-0	4	0	4	13-6
09/27/03	@ISU	0-0-0	0	0	0	28-10
10/04/03	TXST	0-0-0	0	0	0	27-14
10/11/03	Nicholls State	0-0-0	0	0	0	31-23
10/18/03	Northern CO	9-8-0	132	1	39	21-19
11/01/03	GWU	8-6-0	51	1	32	31-26
11/15/03	Siena	5-5-0	62	1	16	51-3
12/6/03	NAU	4-4-0	89	1	49	48-25

GAME HIGHS

Pass Attempts	9	UNC, 10/18/03
Completions	8	UNC, 10/18/03
Yards	132	UNC, 10/18/03
Completion %	100%	Twice (5-5 versus Siena 11/15/03, 4-4 Northern AZ 12/06/83)
TD Passes	1	four times
Interceptions:	0	
Longest Pass	88	Northern AZ, 12/06/03
Rush Attempts	7	UNC 10/18/03
Rushing Net Yards	11	Siena 11/15/03
Rushing TDs	0	
Longest Run	11	Siena 11/15/03
Longest TD Run	0	
Total Plays	16	UNC 10/18/03
Total Yards	115	UNC 10/18/03

## Nello Faulk



**INCOMING FRESHMAN  
OFFENSIVE LINE  
6-6, 245  
TAMPA, FL  
ROBINSON  
HIGH SCHOOL**

2003: Saw action as a true freshman on both the offensive line and on special teams.

**High School:** Was a two way lineman for Bud Hodgens at Robinson High School...was a two-year starter...recovered three fumble recoveries and forced another...in less than 100 defensive snaps, he recorded 23 tackles, five for a loss, eight were sacks and was credited for hurrying the quarterback seven times...two passes broken up, and forced one fumble...named the Robinson High School lineman of the year in 2001 and 2002...named defensive MVP of Hillsborough County...participated in the Hillsborough County All-Star game where he had three



sacks and earned the West defensive MVP honors...he is a two-time All-Conference selectee, was named *St. Petersburg Times* All-County as both a junior and as a senior...also earned All-County honors by the *Tampa Tribune* for his senior season.

**Personal:** Business Management major...son of Patricia Faulk and stepson of Joseph Pietro...born January 9, 1985.

## Kevin Fischer




**SENIOR  
OFFENSIVE LINEMAN  
6-5, 280  
BOCA RATON, FL  
POPE JOHN PAUL II  
HIGH SCHOOL**

2003: Played in every game...started most...praised for performance and earned team's weekly award several times...received game balls following the Youngstown State and Northern Arizona games...with his fellow linemen was instrumental in the team's rise to no. 4 national ranking and a no. 2 national rank for passing efficiency...also saw time on special teams...did not allow a sack during his junior campaign.

2002: Moved into the starting line-up...played in every game...also continued to see action on special teams.

2001: Played in all but one game, primarily on special teams...recorded one tackle against St. Mary's (CA)...flirted with moving back to TE during spring drills, but is better suited on the line.

**High School:** Played for Terry Gough at Pope John Paul II High School...joins fellow teammate Eric Harper...caught 13 passes for 210 yards and three touchdowns...defensively, had 55 tackles, 40 solo, eight for a loss...two-sport athlete (football and basketball).



**Personal:** Engineering major...son of James and Paula Fischer...born December 17, 1982 in Fort Lauderdale, FL...family are long-time residents of Boca Raton...has 12 uncles and aunts and is one of 30 cousins.

## Jason Fleming



98

**FRESHMAN**  
**DEFENSIVE LINEMAN**  
 6-2, 276  
 LAUDERHILL, FL  
 PIPER HIGH SCHOOL

**2003:** Participated with the team, but used 2003 as his red-shirt season.

**High School:** Played for Coach Doug Gatewood at Piper High School...member of the Broward County All-Star Game, the Dade/Broward All-Star Game and the Broward North/South All-Star Game...recorded 45 tackles and five sacks as a senior...named Piper's Defensive MVP...earned All-Broward County honors...three-sport athlete (football, wrestling and track).

**Personal:** General studies major...son of Cheryl Morris...cousin of Donald Blackman, who played for the Patriots...born December 16, 1984 in Fort Lauderdale, FL.

## Brad Gagne




51

**INCOMING FRESHMAN**  
**LINE BACKER**  
 6-1, 220  
 PALM BEACH, FL  
 PALM BEACH GARDENS HIGH SCHOOL

**High School:** Played for Tim Tharp at Palm Beach Gardens High School where he earned Palm Beach County's Co-Defensive Player of the Year as voted upon by the *Palm Beach Post* and was the *Sun-Sentinel* Defensive Player of the year...two-year All-Conference selection as well as All-Area by the *Palm Beach Post*...First-Team 6A All-State honoree...as a senior tallied 65 tackles, one sack, four interceptions, recovered four fumbles and scored two touchdowns...played in the Outback All-Star game and received All-State honors...also considered Delaware, Colorado State, Illinois State and UMass.

**Personal:** General studies major...son of Regina Gagne...born February 25, 1986.

## Lawrence Gordon



22

**JUNIOR**  
**DEFENSIVE BACK**  
 5-11, 175  
 HALLANDALE, FL  
 HALLANDALE HIGH SCHOOL

**2003:** Saw action in every game...tallied 28 tackles, including 14 solo...also credited with three tackles for a loss of four yards...had one interception...spring honor roll member.

**2002:** Picked up his position quickly and saw time as a true freshman...saw action in eight games...best outing was against Morris Brown...recorded one solo and a total of three tackles.

**High School:** Played for Bob Wood at Hallandale High School...team finished his senior season with a 9-1 record, only loss was in the first round of the playoffs to the eventual State Champions Rockledge...as a defensive back, he grabbed three interceptions...on special teams, he returned one punt for a touchdown...offensively, he rushed for more than 400 yards and five touchdowns...also had catches for more than 200 yards in "Running T" offense...for his efforts, Gordon earned All-Digest and was named second-team All-County by both the *Sun-Sentinel* and the *Miami Herald*.

**Personal:** Social work major...son of Marion Spates...born March 30, 1984 in Hallandale, FL.




### CAREER DEFENSIVE STATS

YEAR	GMS	UT	AT	TT	SACKS	TFL	FC-FR	QBH
2002	8	4	2	6	0	0	0-0	0
2003	14	14	14	28	3-4	1-1	1-0	0
<b>Total</b>	<b>22</b>	<b>18</b>	<b>16</b>	<b>34</b>	<b>3-4</b>	<b>1-1</b>	<b>1-0</b>	<b>0</b>



# William Gray



**90**  
**SENIOR**  
**DEFENSIVE LINE**  
**6-4, 210**  
**LAUDERDALE LAKES, FL**  
**BOYD ANDERSON**  
**HIGH SCHOOL**

**2003:** Saw action in every game with the exception of UCF, a game he was projected to start...ended his junior campaign with 35 total tackles, including 22 solo and seven for a loss of a team leading 51 yards and was one shy of a team leading five sacks and led the squad with yards lost via the sack at 43...also credited with forcing two fumbles...moved from the right defensive end to the left side.

**2002:** Saw action in each of the team's 11 games...led the squad in both total sacks and sacked yards at five and 35...may be one of the leanest linemen, but has used that and his speed against the opposing quarterback...despite splitting time he finished fifth in tackles for a loss, with six...his best outing was against Bethune-Cookman, a game that saw him record five total tackles, including three for a loss of 22 yards, all sacks.


**2001:** Played in every game as a true freshman recording a tackle in every game but one...recorded six solo tackles and earned an assist on 10 others for a season total of 16...had two tackles for a loss of five yards...was part of one of the team's 19 sacks for a loss of three yards...deflected one pass and recovered one of the team's 13 fumble recoveries...best games were against Jacksonville, where he had two assists, one a sack for a loss...against ranked Eastern Illinois he had one solo and three assists...his fumble recovery was in the season's finale versus Albany (NY).

**High School:** Played for Ken Scott at Boyd Anderson High School... third-team All-County.

**Personal:** Health Management major...son of June Williams...born November 1, 1982 in Jamaica.

### CAREER DEFENSIVE STATS

YEAR	GMS	UT	AT	TT	TFL	SACKS
2001	10	6	10	16	2-5	1-3
2002	10	10	12	22	6-36	6-35
2003	13	22	13	35	7-51	5-43
<b>Total</b>	<b>33</b>	<b>38</b>	<b>35</b>	<b>73</b>	<b>15-92</b>	<b>12-81</b>



# Yrvens Guerrier



**92**  
**SENIOR**  
**DEFENSIVE LINEMAN**  
**6-0, 265**  
**MIAMI, FL**  
**NORTH MIAMI**  
**HIGH SCHOOL**

**2003:** Played in every game...recorded 31 total tackles, including 15 solos, five for a loss of 11 yards and one sack for four yards...credited with forcing a fumble as well as recovering one...also broke up two passes...proving the respect of his fellow teammates, he was named the team's Defensive MVP...he also earned third team All-South honors sponsored by Don Hansen's Weekly Gazette...he recorded a personal game high five tackles against Colgate in the NCAA Division I-AA Semi-Final Game.

**2002:** Saw action in 10 games...ended campaign with 15 tackles, six were solo, four were for a loss including two sacks...also recovered one fumble...ended the season as the team's Defensive MVP...had six games with multiple tackles...recorded three against no. 20 Eastern Kentucky...tackle for the most yards lost was the final game of the year against Florida International...recorded a sack for a loss of seven yards...recovered a fumble against Youngstown State.

**2001:** Played in every game...recorded nine solo tackles, one shy of the team lead...added 13 assists, for a total of 22 for the season...had three tackles for a loss of nine yards...also had half a sack for a loss of three yards and recovered one fumble...opened his collegiate career with the most tackles he would record in a single game, with two solo and two assists against Slippery Rock...had his first collegiate tackle for a loss, three yards, against Drake and followed it with his second the following game versus Jacksonville...against Gardner-Webb recorded four assists, but more important, got his first sack, a loss of seven yards...his fumble recovery came in the final game of the season versus Albany (NY).

**2000:** Graded as the team's best defensive lineman.





**High School:** Played for Gill Lora at North Miami High School...played in seven games before he broke his leg...named first-team All-Dade, first-team All-State and was the team's MVP...two-sport athlete (football and wrestling)...as a wrestler in the 225-pound division, named second-team All-State during his junior campaign...as a senior he qualified for state and held a 24-2 record.

**Personal:** Health Administration major...son of Marie Guerrier...born December 5, 1980 in Miami, FL.

### CAREER DEFENSIVE STATS

YEAR	GMS	UT	AT	TT	TFL	SACKS
2001	10	9	13	22	3.5-9	0.5-4
2002	10	6	9	15	4-14	2-10
2003	14	15	16	31	5-11	1-4
<b>Total</b>	<b>34</b>	<b>30</b>	<b>38</b>	<b>68</b>	<b>13-34</b>	<b>4-18</b>

## George Guffey



**64**

**SENIOR**  
**OFFENSIVE LINE**  
**6-0, 258**  
**ORLANDO, FL**  
**DR. PHILLIPS**  
**HIGH SCHOOL**

**2003:** Played in every game including a mid-season stretch with a broken hand...vocal player who surprises opponents with his ability...named second team NCAA Division I-AA Independent All-Star and also earned a second team spot on the Don Hansen Weekly Gazette All-South Team...with his fellow linemen was instrumental in the team's rise to no. 4 national ranking and a no. 2 national ranking for passing efficiency.



**2002:** Entered the season as the number two center...an early season injury to Chris Munoz saw Guffey awarded the opportunity to play...his tenacity and off-season conditioning paid dividends, despite being undersized against every defensive lineman faced...played in nine games, missing two due to an injury...season's accomplishments were recognized at the season-ending awards banquet, where he was named Co-Non-Scholarship MVP...heavily involved with community service.

**2001:** Played in six of the team's 10 games...lost close to 50 pounds during off-season workouts and 2002 spring drills under the premise that speed would help against larger linemen.

**2000:** Worked hard in the spring to solidify a two-deep fall spot.

**High School:** Played for Bill Gierke at Dr. Phillips High School...earned All-District and All-County honors...three-sport athlete (football, wrestling and weightlifting).

**Personal:** Criminal Justice major...son of George and Darline Guffey... born October 19, 1981 in Orlando, FL...his professional goal is to become a youth pastor.

## Antonio Hall




**87**

**FRESHMAN**  
**DEFENSIVE TACKLE**  
**6-1, 280**  
**STARKE, FL**  
**BRADFORD COUNTY**  
**HIGH SCHOOL**

**High School:** Played for Rowland Cummings at Bradford County High School...named All-State...earned the team's 2003 Defensive MVP award as the third leading tackler with 73 total tackles, including three sacks...also had three fumble recoveries...participated in the North/South and the Shriners Bowl...three-sport athlete (football, basketball and weightlifting)...also recruited by Kansas State, Michigan State and Iowa State.

**Personal:** Son of Angelia Hall and Anthony and Janice Phillips...born January 16, 1986 in Gainesville, FL.

## Dane Hansen



**16**

**FRESHMAN**  
**QUARTERBACK**  
**6-2, 195**  
**LONGBOAT KEY, FL**  
**CARDINAL MOONEY**  
**HIGH SCHOOL**



**2003:** Originally planned to begin his collegiate career in January, but due to injuries he reported to pre-season...gained valuable practice time and used the 2003 season as a red-shirt season...fall and spring honor roll list...Dean's list member.

**High School:** Played for Mike Dowling at Cardinal Mooney High School...tallied 2,272 yards passing including 26 passing TDs and six rushing TDs...named 2A All-Area Quarterback, first-team All-State and was the Athlete of the Week three times as a senior...guided Mooney, which captured the District 8 Championship.

**Chose FAU:** Because of its coaching staff, led by Howard Schnellenberger, and the opportunity to work with Larry Seiple, offensive coordinator and to stay close to home...he passed up scholarship offers to Alabama-Birmingham, Washington State, Utah State and Wyoming.

**Personal:** Son of Steve and Joan Hansen...born October 10, 1983.

## Eric Harper

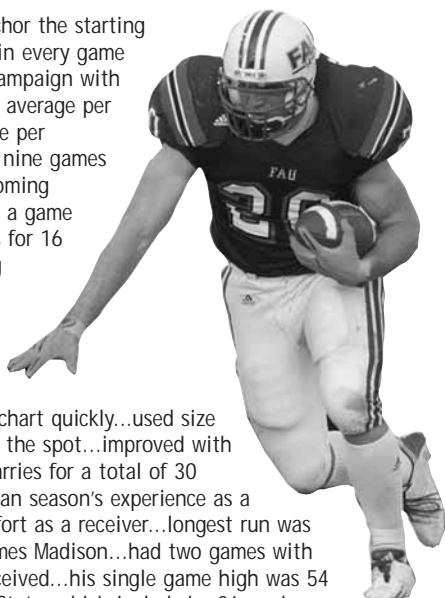


**20**  
**SENIOR**  
**RUNNING BACK**  
**6-4, 215**  
**BOCA RATON, FL**  
**POPE JOHN PAUL II**  
**HIGH SCHOOL**

**2003:** Returned to anchor the starting fullback spot...played in every game and ended his junior campaign with a 6.5 all purpose yards average per game and a 6.8 average per catch...had catches in nine games with his best outing coming against Valdosta State, a game he caught three passes for 16 yards...his season long reception was 20 yards versus Siena.

**2002:** Entered camp with the opportunity to move up the depth chart quickly...used size and knowledge to hold the spot...improved with every game...had 11 carries for a total of 30 yards...used his freshman season's experience as a tight end to aid his effort as a receiver...longest run was eight yards against James Madison...had two games with more than 50 yards received...his single game high was 54 yards against Nicholls State, which included a 36-yard reception...recorded his first collegiate TD against Florida International, a six-yard run with 9:41 remaining in the half...also saw time on special teams, where he recorded one tackle against Youngstown State.

**2001:** Played in nine of the team's 10 games...made the transition from tight end to fullback at the end of two-a-days...used mostly as a blocker.



**2000:** Proved his potential by using his size and ability...made great improvements from fall to spring.

**High School:** Played for Terry Gough at Pope John Paul II High School...joins teammate Kevin Fischer...earned first-team All-Conference and first-team All-Area...as a senior picked up 12 catches for 212 yards...two-sport athlete (football and baseball).

**Personal:** Business/Marketing major...son of Dennis and Cindy Harper...born August 31, 1981 in Hollywood, FL.

### CAREER RUSHING STATS

YEAR	GMS	ATT	YDS	AVG	LONG	TD
2002	11	11	33	2.7	8	1
2003	14	4	2	0.5	4	0
<b>Total</b>	<b>25</b>	<b>15</b>	<b>35</b>	<b>2.3</b>	<b>8</b>	<b>1</b>

### CAREER RECEIVING STATS

YEAR	GMS	REC	YDS	AVG	LONG	TD
2002	11	12	146	12.2	36	0
2003	14	13	89	6.8	20	0
<b>Total:</b>	<b>25</b>	<b>25</b>	<b>235</b>	<b>9.4</b>	<b>36</b>	<b>0</b>

## Anthony Heard



**23**  
**FRESHMAN**  
**RUNNING BACK**  
**6-0, 200**  
**CORAL SPRINGS, FL**  
**TARAVELLA**  
**HIGH SCHOOL**

**High School:** Played for Perry Schneider at Taravella High School... earned first-team All-Broward...participated in both the Broward North/South All-Star Game and the Dade/Broward All-Star Game...as a senior he returned four kick-offs for touchdowns and scored two touchdowns versus Ely...recorded 855 yards on the ground and 345 receiving yards...defensively, had 100 tackles...listed in Who's Who.

**Personal:** Son of Walter and Dianna Heard...born March 26, 1986 in San Diego, CA...relative of Daryl Porter, and brothers Dewight and Justin Perkins.



**Personal:** History major...son of Brenda Quarterman...born September 30, 1981 in Riviera Beach, FL.

**CAREER DEFENSIVE STATS**

YEAR	GMS	UT	AT	TT	TFL	SACKS
2001	10	33	23	56	4-13	1-8
2002	9	25	26	51	5-8	1-5
<b>Total</b>	<b>19</b>	<b>58</b>	<b>49</b>	<b>107</b>	<b>9-21</b>	<b>2-13</b>

## Willie Hughley



**JUNIOR**  
**CORNERBACK**  
**5-11, 170**  
**HAINES CITY, FL**  
**HAINES CITY**  
**HIGH SCHOOL**

24

**2003:** Played in 13 games, missing the UCF game with a shoulder injury...ended his sophomore campaign as one of the most feared cornerbacks in the country...recorded double digit tackles in four games including the final two of the season, both play-off games... season high was 13 against Gardner-Webb...tallied an all-time season high five interceptions for a total of 123 yards...broke up seven passes, including two against Bethune-Cookman in the first play-off game of the school's history...had a game clinching fumble recovery against Northern Arizona for a return of 25 yards...ended the season ranked 43rd in interceptions...honored as the I-AA Independent Player of the Week following his Gardner-Webb performance...also earned second team I-AA independent All-Star, First Team All-South by *Don Hansen's Weekly Gazette*...fall honor roll member.

**2002:** Earned Pre-Season Second-Team All-Independent...showed outstanding potential...was listed nationally for much of the season in interceptions...played in every game...ended the season sixth in total tackles...had three interceptions, setting a new individual single-season record and more than the entire inaugural squad combined...credited with 11 broken passes...had the program's first interception returned for a TD, an 87-yard reception that ended the first half of the James Madison game and evened the score at 13...member of the spring honor roll.

**2001:** Sidelined.



**High School:** Played for Tim Hatten at Haines City High School...earned first-team defensive back honors for both the *Winter Haven News* and the *Lakeland Ledger*...named second-team All-State and first-team All-County...tabbed as a top-20 recruit in the state of Florida by the *Grid Iron Report*...had 21 receptions for 429 yards...scored seven touchdowns, two of which were defensive...also the 2000 Long Jump National Champion, with a leap of 24'10".

**Personal:** Business Administration major...son of Brenda Hughley...born November 24, 1982.

**CAREER DEFENSIVE STATS**

YEAR	GMS	UT	AT	TT	INT-YDS	BRUP
2002	11	33	16	49	3-147	11
2003	14	47	31	78	5-123	7
<b>Total</b>	<b>25</b>	<b>80</b>	<b>47</b>	<b>127</b>	<b>8-270</b>	<b>18</b>

## Anthony Jackson



**SENIOR**  
**RUNNING BACK**  
**5-8, 185**  
**DELRAY BEACH, FL**  
**OLYMPIC HEIGHTS**  
**HIGH SCHOOL**


4

**2003:** Returned to the field as if he had never suffered a knee injury...returned the opening kick of the season for 25 yards...became an important part of a three-man rotation at running back...had two games with over 100 yards, against Texas State (110) and Gardner-Webb (113)...season long was a 31-yard carry against Texas State...had a season-high two touchdowns in back-to-back games versus Gardner-Webb and Siena...had four kick returns against UCF for a total of 94 yards...season-long kick return was the 55-yard Siena game opener...credited with 141 yards in the same game...ended his junior campaign ranked no. 21 in kick-off returns per game.

**2002:** Entered three-a-days as the number one running back...held the position until a knee injury against Nicholls State forced him to the sideline...most productive game was his outing against Bethune-Cookman, a game where he was given the ball 26 times for 83 yards...his longest of the season was also in the B-CC game, a 22-yard scamper...had three receptions and saw action as the teams kick returner until his injury...had four returns, his longest a 34-yarder against Bethune-Cookman...ended the season with 475 all-purpose yards.

**2001:** Dazzled the fans with quickness...played in every game...highlight was special teams...ended the season ranked 28th nationally as a kick returner, with an average of 24.63 yards per return and 89th nationally in all-purpose yards, with an average of 99.70...opened his collegiate special team's career with five kick returns for 102 yards, including a 34-yard return in the program's inaugural kick...in the third game of the season, against Marist, he had three returns for a season-high 168 yards and his season and program high 85-yard return, which delivered the team to its opponent's five on the third drive of the





game...the following Monday he was recognized as the Division I-AA Independent Special Team's Player of the Week (9/24/01)... posted a total of four games with more than 100 yards returned, Slippery Rock (5-102), Gardner-Webb (5-139), Eastern Illinois (5-112) and the Marist game (3-168)...as a running back, his longest carry was 36 yards versus Marist...posted eight carries for 63 yards against Marist for his season high...had 42 carries for 191 yards and one touchdown as a running back...set the all-time single-season all-purpose yards mark of 991.

**2000:** Was sidelined in the fall with a broken ankle...saw limited work in the spring, due to pins in his ankle.

**High School:** Played for Willie Dodaro at Olympic Heights High School...as a senior, led Palm Beach County in rushing with 1,644 yards on 249 carries (6.60 yards per carry)...scored 20 touchdowns...finished career with 60 touchdowns and over 4,000 yards rushing... finished at the top of the county in rushing, 1997-1999...named *Palm Beach Post* Offensive Player of the Year and to the Palm Beach Post Super 11...Pre-Season Super 11...named second-team All-State...two-sport athlete (football and track).

**Personal:** Communication major...son of Lillie and Eugene Jackson...born November 27, 1980 in Delray Beach, FL.

**CAREER RUSHING STATS**

YEAR	GMS	ATT	YDS	AVG	LONG	TD
2001	10	42	191	4.5	36	1
2002	5	77	231	3.0	22	0
2003	14	151	779	5.2	31	7
<b>Total</b>	<b>29</b>	<b>270</b>	<b>1201</b>	<b>4.4</b>	<b>36</b>	<b>8</b>

**CAREER RECEIVING STATS**

Year	GMS	REC	YDS	AVG	LONG	TD
2001	10	6	51	8.5	25	0
2002	5	3	10	3.3	10	0
2003	14	5	30	6.0	28	0
<b>Total</b>	<b>29</b>	<b>14</b>	<b>9</b>	<b>6.5</b>	<b>4.5</b>	<b>0</b>

**CAREER KICK RETURNS STATS**

YEAR	GMS	NO	YDS	AVG	LONG	TD
2001	10	30	739	24.6	85	0
2002	5	11	234	21.3	34	0
2003	14	18	467	25.9	55	0
<b>Total</b>	<b>29</b>	<b>59</b>	<b>1440</b>	<b>24.4</b>	<b>85</b>	<b>0</b>

**CAREER PUNT RETURNS**

YEAR	GMS	NO	YDS	AVG	LONG	TD
2001	10	2	16	8.0	8	0
<b>Total</b>	<b>10</b>	<b>2</b>	<b>16</b>	<b>8.0</b>	<b>8</b>	<b>0</b>

# Brandon Jackson



**FRESHMAN DEFENSIVE END**

**6-3, 245 MIAMI, FL**

**CHAMINADE-MADONNA HIGH SCHOOL**

65

**High School:** Played for Mark Guandolo at Chaminade-Madonna High school where he ended his senior season with a 95% blocking average...earned the team's OL MVP honors...also earned All-County and played in the Broward/Dade All-Star Game...also looked at Colgate, Massachusetts and Northeastern.

**Personal:** General studies...son of Joseph Young...born November 1, 1985.

# Jervonte Jackson



**FRESHMAN DEFENSIVE TACKLE**

**6-3, 270 OPA LOCKA, FL**

**NORTH MIAMI BEACH HIGH SCHOOL**

85

**High School:** Outstanding athlete with tremendous physical tools and leadership qualities...played for Coach Bertani at North Miami High school where he contributed on both sides of the ball throughout high school...as a senior, he recorded 11.5 sacks and 45 total tackles...offensively, he had 43 pancakes...earned second team All-Dade honors for his efforts...three-sport athlete (football, basketball and track & field).

**Personal:** General studies major...son of Avonda Dowling...born September 6, 1986 in Miami, FL...his brother, Jamall Jackson, plays for the Philadelphia Eagles and his cousin, Chad Johnson, plays for the Cincinnati Bengals.



# Dimitri Jacques



**55**  
**SENIOR**  
**DEFENSIVE LINE**  
**6-3, 215**  
**MIAMI, FL**  
**MIAMI BEACH**  
**HIGH SCHOOL**

**2003:** Played in five games, limited with injury...ended the year with five total tackles...recorded three tackles against Valdosta State, one a sack and a loss of seven yards.

**2002:** Played in five games, but is in one of the toughest positions to gain playing time...recorded four tackle assists, two were sacks, and all were against Bethune-Cookman.

**2001:** Got an early jump on the rest of his classmates by enrolling at FAU in January... participated in spring drills and summer conditioning...played in seven games...recorded a tackle assist.

**2000:** Graduated from high school following the fall term...2000.

**High School:** Played for Rich Divita at Miami Beach Senior High School...named best linebacker at the Butch Davis Camp...was an All-America nominee...voted best defensive end at Miami Beach after he led the squad in sacks...as a senior tallied 12 sacks, 75 tackles and recovered one fumble for a touchdown...rated on PrepStar.com and SuperStar.com...two-sport athlete (football and track)...ran track for Dale Sims...academically, enrolled at FAU after completing three honors classes during his fall high school term...graduated with a 3.3 GPA.

**Personal:** Criminal Justice major...son of Edith and Pairre Jacques... born May 23, 1982 in Queens, NY.

### CAREER DEFENSIVE STATS

YEAR	GMS	UT	AT	TT	TFL	SACKS
2001	7	0	1	1	0-0	0
2002	5	0	4	4	2-4	2-4
2003	5	3	2	5	2-9	1-7
<b>Total</b>	<b>17</b>	<b>3</b>	<b>7</b>	<b>10</b>	<b>4-13</b>	<b>3-11</b>



# Dekolan James



**6**  
**JUNIOR**  
**RUNNING BACK**  
**5-10, 210**  
**MIAMI, FL**  
**CAROL CITY**  
**HIGH SCHOOL**

**2003:** Missed season after suffering a knee injury during spring drills...practiced with the squad.

**2002:** Returned to FAU in January and participated in spring drills...member of the spring honor roll.

**2001:** Made his collegiate debut against Marist with nine carries for 33 yards and had two receptions for 34 yards...had two games with 10 or more carries, the first was 13 carries against Jacksonville, the second was against Gardner-Webb...posted three games with 50+ yards, the first was against Drake, the squad's first road game, the second was the following game against JU...his season high was 58 against Albany (NY) in the season finale...scored his only TD against Drake...ended the season second on the squad in yards gained among the running backs, but first in average per rush at 4.9...also led the running backs in average yards per reception at 13.4 per game.

**2000:** His goal was to improve pass reception and to become more of an integral part of the pro-style offense...he became part of a good one-two combination...he loves to play and to practice.

**High School:** Played for Walter Frazier at Carol City High School...earned second-team All-County honors despite playing in only eight games due to a knee injury the last game of his junior season...after rehabilitation, he returned for his senior season to gain 984 yards.

**Personal:** Art major...son of Marilyn James and Jessee James...born December 27, 1981 in Hinesville, GA.

### CAREER RUSHING STATS

YEAR	GMS	ATT	YDS	AVG	LONG	TD
2001	8	58	283	4.9	44	1

### CAREER RECEIVING STATS

YEAR	GMS	REC	YDS	AVG	LONG	TD
2001	8	5	67	13.4	27	0

### CAREER KICK RETURNS STATS


YEAR	GMS	NO	YDS	AVG	LONG	TD
2001	8	6	103	17.2	32	0





**High School:** Played for Jim Kroll at Palmetto High School...played in All-Dade/All-Broward All-Star Game...was part of the offensive line that helped defeat Southridge in winning the District 16 Championship in 1999...nominated for the Touchdown Club Player of the Year.

**Personal:** Political Science major...son of Linda and Jerry Ketchum...born February 6, 1982 in Miami, FL.



**2001:** Made his collegiate debut against Marist...played in three of the remaining contests...member of the traveling squad.

**2000:** Made improvements throughout the red-shirt year...earned more field time in the spring.

**High School:** Played for Dennis Wilson at Dade Christian High School...named All-Conference sophomore through senior seasons (97-00)...holds high school record for most sacks, with 15...also earned the team's MVP honor in 2000...five-sport athlete (football, basketball, track, wrestling and golf).

**Personal:** Psychology major...son of Clifford and Elizabeth Konchak...born June 9, 1982 in Miami, FL...professional goal is to earn a Ph.D. in clinical psychology.

**DEFENSIVE STATS**

YEAR	GMS	UT	AT	TT	TFL	SACKS
2001	5	0	0	0	0-0	0-0
2002	5	1	3	4	1-4	1-4
2003	7	3	2	5	1-2	0-0
<b>Total</b>	<b>17</b>	<b>4</b>	<b>5</b>	<b>9</b>	<b>2-6</b>	<b>1-4</b>

## Brett Konchak



**93**

**SENIOR**  
**DEFENSIVE LINE**  
**6-3, 223**  
**PEMBROKE PINES, FL**  
**DADE CHRISTIAN**  
**HIGH SCHOOL**

**2003:** Played in seven games...recorded a total of five tackles, including three solo...saw quality time and a drive stopping tackle against UCF...also had the game-ending fourth down stop against Youngstown State to preserve a 13-6 victory.

**2002:** Played in five games...recorded a sack for a loss of five yards against Division I-A South Florida...had his most productive outing against Morris Brown a game where he earned two tackle assists...also had an assisted tackle against Connecticut...member of the spring honor roll.





## Mike Leshe



**58**  
**SENIOR**  
**DEFENSIVE TACKLE**  
**6-2, 278**  
**PALM CITY, FL**  
**MARTIN COUNTY**  
**HIGH SCHOOL**

**2003:** Suffered a season-ending injury.

**2002:** Played in seven games...recorded one tackle for a loss of five yards on a forced fumble against Florida International.




**2001:** Made the transition from defensive lineman to offensive lineman, due to injuries...returned to the defensive side during the spring of 2002.

**High School:** Played for Ed Geiger at Martin County High School...three-sport athlete (football, wrestling and weightlifting)... participated in the state meet for both wrestling and weightlifting.

**Personal:** International Business major...son of Bill and Karen Leshe...born April 15, 1982 in St. Louis, MO.

## William "B.J." Manley

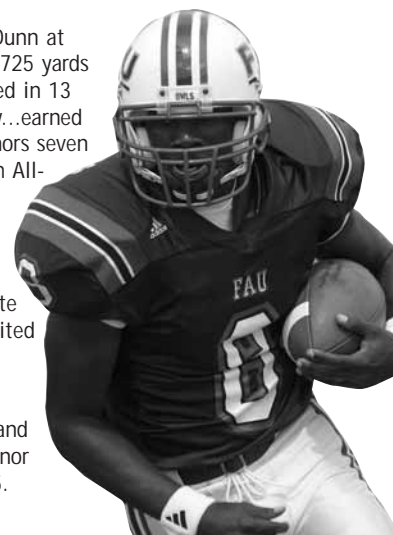


**8**  
**RED-SHIRT FRESHMAN**  
**RUNNING BACK**  
**5-9, 180**  
**MIAMI, FL**  
**NORLAND**  
**HIGH SCHOOL**

**2003:** Practiced with the squad to gain valuable experience...classified it as his red-shirt season.

**High School:** Played for Nigel Dunn at Norland High School...tallied 1,725 yards on the ground, which culminated in 13 TDs...averaged 7.5 yards a carry...earned team's Offensive Game MVP honors seven times and was named first-team All-District...participated in the Broward/Dade All-Star Game...was a key player in Norland's drive to the State Championship...two-sport athlete (football and track)...also recruited by Louisiana-Lafayette and Vanderbilt.

**Personal:** Listed in *Who's Who* and is a member of the National Honor Society...born January 17, 1985.



## Chauncy Marshall



**41**  
**FRESHMAN**  
**LINEBACKER**  
**6-2, 220**  
**MIAMI, FL**  
**MIAMI PACE**  
**HIGH SCHOOL**

**2003:** Participated in Spring Drills.

**High School:** Played for Joe Zaccheo at Miami Pace High School...class 2A-All-Dade, Football team leader as a senior...led team in tackles with 113.

**Personal:** Sociology major...born October 4, 1981 in Miami, FL.



# Jarrett McDonald



**FRESHMAN**  
**OFFENSIVE LINE**  
6-5, 260  
ORLANDO, FL  
FLANAGAN  
HIGH SCHOOL

**High School:** Played for Dan Marquirit at Flanagan High School... averaged 95% blocking in the three years he was a starter for Flanagan.  
**Personal:** General studies major... son of Eugene and Vanessa McDonald... born April 3, 1986.

# William McDonald



**SENIOR**  
**OFFENSIVE LINEMAN**  
6-3, 270  
TAMPA, FL  
EAST BAY  
HIGH SCHOOL

**2003:** Returned to see action in seven games on an offensive line that was much deeper and stronger than the line he left due to injury.


**2002:** Played in the team's first four games before a back injury forced him to the sideline and into surgery... member of the fall honor roll.

**2001:** "Inaugural Game Starter"... played in every game, predominantly at left guard, on an offensive line riddled with injury.

**2000:** Saw the majority of his practice time at left tackle... had a strong season and was consistent in both fall and spring.

**High School:** Played for Brian Thornton at East Bay High School... earned All-Conference... named to the Hillsborough County All-Star Team and was second-team All-County... National Merit Scholar... also a member of the All-Academic Team.

**Personal:** Business Management major... son of Lureline McDonald... born January 7, 1982 in Plant City, FL... professional goal is to run a sports agency.



# Casey McGahee



**SOPHOMORE**  
**WIDE RECEIVER**  
5-9, 150  
FT. MYERS, FL  
SEBRING HIGH SCHOOL

7

**2003:** Saw action in every game, primarily on the return teams... had one rush, for a gain of 21 yards... had a total of 12 kick returns for 187 yards and two punt returns for two yards... defensively, recorded 13 tackles.

**2002:** Red-shirted, but participated in all drills... member of the spring honor roll.

**High School:** Played for Steve Berry at Sebring High School... earned All-County and All-Heartland honors... played in South vs. Central All-Star Game... in high school career caught 71 passes for 405 yards and rushed for 875 yards... scored 11 touchdowns.

**Personal:** General studies major... son of Renee Bell... born December 7, 1983 in Ft. Myers, FL.



### PUNT RETURNS STATS

YEAR	GMS	NO	YDS	AVG	LG	TD
2003	14	12	187	15.6	35	0

### PUNT RETURNS STATS

YEAR	GMS	NO	YDS	AVG	LG	TD
2003	14	2	2	1.0	5	0

### CAREER RUSHING STATS


YEAR	GMS	ATT	YDS	AVG	LG	TD
2003	14	2	2	1.0	5	0

### CAREER DEFENSIVE STATS

YEAR	GMS	UT	AT	TT	TFL	SACKS
2003	14	10	3	13	0-0	0-0



# Chris McKinley



**54**  
**SENIOR**  
**LINEBACKER**  
**6-1, 218**  
**ROCKLEDGE, FL**  
**ROCKLEDGE**  
**HIGH SCHOOL**

**2003:** Played in every game seeing action both on special teams and defense...ended the year eighth in total tackles with 41...recorded a sack against Gardner-Webb for a loss of four yards, forced a fumble against Valdosta State and recovered two against Nicholls State...credited with one pass broken up versus Northern Colorado...book ended his season with seven tackle games against the first two opponents Division I-A Middle Tennessee and then season home opener Valdosta...final three games, all play-offs he recorded five tackles in each...ended his junior campaign as the team's Scholar Athlete, marking the second consecutive year he has been recognized for his academic efforts...fall and spring honor roll member.

**2002:** Played in every game...recorded 37 total tackles, including 24 solo...two were for a loss of six yards...broke up three passes and recovered one fumble...most productive game was the first of the season against the program's first Division I-A opponent, South Florida...had eight tackles and broke up a pass...against FAU's second D I-A opponent, Troy State, he had four tackles, a broken up pass and a fumble recovery...both tackles for a loss were against Bethune-Cookman...at season's end he was named the team's Scholar Athlete and was nominated for the Athletic Department's Student Athlete of the Year...member of the fall and spring honor rolls.



**2001:** Played in every game (10)...recorded seven solo tackles and 12 tackle assists...1.5 was for a loss of 14 yards and was credited in the sack category...he also recovered one fumble...his first collegiate tackle was a solo and it was against the no. 22 team in the country...in the team's next game, versus Jacksonville, he forced a fumble and recorded his first sack, a loss of nine yards...had his best defensive game with two solo tackles and five assists against St. Mary's, CA...all as a true freshman.

**High School:** Played for Chuck Wood at Rockledge High School...had 100 tackles during the 2000 regular season...earned first-team *Florida*

*Today* All-Space Coast Defensive team honors...second-team All-State (3A)...also played linebacker for Rockledge...a member of the soccer team that participated in the state playoffs.

**Personal:** Mechanical Engineering major...son of Gail and Derwood McKinley...born February 2, 1983 in Rockledge, FL.

## DEFENSIVE STATS

YEAR	GMS	UT	AT	TT	TFL	SACKS	BRUP	FRVC-YDS
2001	10	7	12	19	2-14	1	3	1-0
2002	11	24	13	37	2-6	0	0	0-0
2003	14	23	25	48	7-17	1-4	1	2-0
<b>Total</b>	<b>25</b>	<b>54</b>	<b>50</b>	<b>104</b>	<b>11-37</b>	<b>2-4</b>	<b>4</b>	<b>3-0</b>

# Ryan McNally



**36**  
**FRESHMAN**  
**RUNNING BACK**  
**6-1, 205**  
**CRYSTAL RIVER, FL**  
**CRYSTAL RIVER**  
**HIGH SCHOOL**

**2004:** Participated in 2004 Spring Drills.

**High School:** Played for Joe Defar at Crystal River High School... three-year all-conference selectee...led the county in rushing his final two seasons of play...tallied 3,600 career yards and 51 career touchdowns...four-sport athlete (football, baseball, basketball and track)...member of the National Honor Society and was a member of the Principal's List.

**Personal:** General studies major...son of Dennis and Judith McNally...born May 28, 1985 in Crystal River, FL.

## Ryan Meissner



**FRESHMAN**  
**DEFENSIVE LINE**  
**6-3, 250**  
**PLANTATION, FL**  
**SANDALWOOD HIGH SCHOOL**

**2004:** Participated in 2004 Spring Drills.

**High School:** Played for Terry Gilliam at Sandalwood High School... earned second team All-conference honors and was the Offensive Lineman of the Year...served as team captain as a senior, a season that saw the squad post a 9-2 record and capture the Conference Championship...ended the year as the district runner-up...two-sport athlete (football and wrestling, a sport that he qualified for the state match).

**Personal:** Business Management major...son of Kirk and Susie Howard...born March 4, 1982 in Pomona CA.

## Kinyumba Mutakabbir



**JUNIOR**  
**LINEBACKER**  
**6-2, 202**  
**LAWRENCEVILLE, GA**  
**BERKMAR HIGH SCHOOL**

**2003:** Suffered a torn Achilles during spring practice...missed the season with rehab...spring honor roll member.

**2002:** Sat out as a red-shirt, but participated in all fall drills...tore his Achilles heel prior to spring practice...member of the fall and spring honor rolls.

**2001:** Played in all but one game (Drake), due to injury, as a true freshman...recorded 11 solo tackles and 10 tackle assists...athleticism and maturity enabled him to play older than a freshman...recorded two assists in his collegiate debut...had four solo and two assists against Marist...had his first tackle for a loss against St. Mary's (CA), a loss of 0.5 yards...recorded a season-high 11 tackles, including two solo tackles and nine assists against Gardner-Webb, a game his family was able to attend, being one of four players outside the confines of Florida...gained 15 pounds in the off season.

**High School:** Played for Jed Lacey at Berkmar High School...led the team in tackles with 138...recovered three fumbles and had two interceptions...earned Player of the Week for Gwinnett County three times as a senior...

named All-County and All-Region for the second-consecutive season...a martial arts expert, he was nominated for the Florida/Georgia All-Star Game.

**Personal:** International Business major...son of Odette Russell and Abdul Mutakabbir...born March 15, 1983 in New York, NY.

### DEFENSIVE STATS

YEAR	GMS	UT	AT	TT	TFL	SACKS
2001	9	11	10	21	0-0	0

## Mark Myers




**SENIOR**  
**KICKER**  
**6-2, 195**  
**ROCKLEDGE, FL**  
**ROCKLEDGE HIGH SCHOOL**

# 38

**2003:** Repeated another stellar season...played in every game...ended the season ranked 52nd nationally by the NCAA in field goals at 52 and 77th in scoring...also ranked among the nation's best by ESPN...7th in extra-points made (48), eighth in field goal percentage (80%), 22nd in extra-point percentage, 35th in points (84), and 36th in field goals made (12)...ended his junior campaign connecting on his last 33 extra point attempts...his only failed attempt was against Texas State...was 48-of-49 on the year with a 7-for-7 performance against Siena and a 6-for-6 outing against Northern Arizona...was 12-of-15 on the year in field goals with his longest being a 53-yarder against Northern Arizona, to send the team into the play-off locker room with a 24-3 advantage...had a total of four field goals 40+ yards, a 43-yard score against Colgate in the Semi-Final game, a 48-yarder against Bethune-Cookman in the program's first play-off game and at Youngstown State...credited for scoring 12 points twice, both play-off games (Bethune and NAU).

**2002:** Earned Pre-Season Second-Team All-Independent...played in every game...ended the season ranked 44th in field goals by the NCAA at .82 per game...ranked no. 10 nationally by ESPN.com in percentage made (75%)...made 94.4% of his extra-point attempts (17-for-18) for a no. 41 ranking by ESPN.com...credited for 10 points against Morris Brown, two field goals and four extra points...season single-



game high was two field goals and his longest field goal of the year was a 48-yarder against Youngstown State (10/12/02)...had two field goals of 40 yards or more...member of the fall honor roll.

**2001:** Played in every contest...used predominantly for kickoffs...was 2-for-4 on field goals and 6-for-8 on PATs...was 2-for-2 inside the 40...longest was a 34-yard kick through the uprights.

**2000:** Showed strong legs and good accuracy during both the fall and spring drills...practice game structure limited kicking opportunities.

**High School:** Played for Chuck Wood at Rockledge High School...played in the Brevard County North/South All-Star Game and in the Central Florida East/West All-Star Game...three-sport athlete (football, soccer and baseball)...member of the AAU National Baseball All-Tournament Team.

**Personal:** Criminal Justice major...son of Richard and Marla Myers...born July 13, 1982 in Rockledge, FL...his goal is to play professional football or baseball.

**CAREER KICKING STATS**

YEAR	FGS	LONG	PATS	PTS
2001	2-4	44	6-8	12
2002	9-12	48	17-18	44
2003	12-15	53	48-49	84
<b>Total</b>	<b>23-31</b>	<b>53</b>	<b>71-75</b>	<b>14</b>

## Adam Pantelakos



**JUNIOR**  
**OFFENSIVE LINE**  
**5-10, 256**  
**MIAMI, FL**  
**MIAMI SUNSET HIGH SCHOOL**

71

**2003:** Joined the team in the Spring and was an important member of the scout team...saw action against Siena.

**High School:** Three-year letterman for Art Taylor at Miami Sunset Senior High School...also earned two letters in track and one in wrestling...as a junior varsity baseball player he earned the Sportsmanship/Leadership award...ended his career as a National Army Reserve scholar/Athletic Award.

**Personal:** Education major...son of Sheri and Charlie Pantelakos...born November 5, 1983...professional goal is to coach football...has coached the last two years with a local high school.



## Peter Pantelakos



**FRESHMAN**  
**OFFENSIVE LINE**  
**6-2, 245**  
**MIAMI, FL**  
**MIAMI SUNSET HIGH SCHOOL**

**2003:** Member of the scout team as a true freshman...saw action against Siena.

**High School:** Played for Art Taylor at Miami Sunset High School...five-sport athlete (football, wrestling, track, badminton and bowling)...earned District Champion honors in wrestling in the class of 189...earned the District Champion Track for the discus...named state champion in bowling and was a district finalist in badminton...listed in *Who's Who* among students.

**Personal:** Criminal Justice major...son of Charlie and Sherrie Pantelokos...born April 30, 1985 in Homestead, FL

## Nick Paris



**FRESHMAN**  
**OFFENSIVE LINEMAN**  
**6-1, 310**  
**PALM BAY, FL**  
**PALM BAY HIGH SCHOOL**

69

**High School:** Played for Dan Burke at Palm Bay High School...named second team All-State along with All-Conference and All-Space Coast...participated in the California versus Florida All-Star game and was the MVP of the Central Florida All-Star game...two-sport athlete (football and track & field).

**Personal:** General studies major...son of Patricia Paris...born July 30, 1986.




## Antes Perkins



**FRESHMAN**  
**OFFENSIVE LINE**  
 6-4, 265  
 MIRAMAR, FL  
 STRANAHAN  
 HIGH SCHOOL

63

**2003:** Played in seven games...first collegiate game was against Valdosta...earned a spot on the travel roster and played at Illinois State...also saw time in the NCAA Semi-Final game.



**High School:** Played for Coach Schivo at Stranahan High School...played on both sides of the line (offensive tackle and defensive end)...earned second-team All-County honors and was named Honorable Mention All-State...also played in the Broward North/South All-Star Game...two-sport athlete (football and track).


**Personal:** General studies major...son of Tracy and Mattie Perkins...born February 28, 1985.

## Troy Pindell, Jr.



**SOPHOMORE**  
**DEFENSIVE BACK**  
 6-3, 193  
 ANNAPOLIS, MD  
 AMERICAN HERITAGE  
 HIGH SCHOOL (FLORIDA)

40



**2003:** Saw action in eight games, primarily on special teams...recorded three tackles, one against Nicholls State and two against Siena...also credited with a breaking up a pass against Siena.

**2002:** Red-shirted...participated in all workouts.

**High School:** Played for Byron Walker at American Heritage High School...was named honorable mention for All-Sun-Sentinel team...three-sport athlete (football, basketball and track).

**Personal:** Criminal Justice major...son of Aretha and Troy Pindell, Sr...born July 18, 1984 in Baltimore, MD.

## Charles Pierre




**FRESHMAN**  
**RUNNING BACK**  
 5-9, 195  
 ORLANDO, FL  
 LAKE HIGHLAND PREP

31

**High School:** Played for Tim Borcky at Lake Highland Prep...saw time in the East/West All-Star Game and earned second-team All-State and was named All-County...as a senior had 150 carries for 1,513 yards, an average 10.1 per carry, and 17 touchdowns...as a junior he record 220 carries for 2,398 yards and 30 touchdowns...three-sport athlete (football, track & field and weightlifting)...also considered Hofstra, Eastern Kentucky, Southern Miss and Temple.

**Personal:** General studies major...son of Marie Exinor...born March 15, 1985 in Winter Garden, FL.

## Josh Pinnick



**RED-SHIRT FRESHMAN**  
**DEFENSIVE LINE**  
 6-5, 235  
 SATELLITE BEACH, FL  
 SATELLITE  
 HIGH SCHOOL

97


**High School:** Played for Rick Ritland at Satellite High School...named first team All-Conference and All-District after averaging 1.5 sack and 10 tackles a game, along with 21 receptions and two touchdowns as a tight end...Florida top-100 recruiting list...two-sport athlete (football and basketball).

**Personal:** General studies major...son of Barbara and Paul Pinnick...born July 15, 1985 in Marion, OH.





# David Richards, Jr.



**77**  
**SENIOR**  
**OFFENSIVE LINE**  
**6-3, 271**  
**DELRAY BEACH, FL**  
**SPANISH RIVER**  
**HIGH SCHOOL**

**2003:** Returned to the field to grab a starting spot and saw action in every game...was instrumental in the team's offensive success...with his fellow linemen was instrumental in the team's rise to no. 4 national ranking and a no. 2 national rank for passing efficiency...earned honorable mention honors on the I-AA Independent All-Star Team and received second team honors on *Don Hansen's Weekly Gazette* All-South Team.



**2002:** Played and started in five games until a back injury forced him to the sideline and into surgery...used the remainder of the season, spring and summer, for rehabilitation...member of the fall honor roll.

**2001:** Made the successful transition from defense to offense...played in all but two games (Gardner-Webb and St. Peter's) due to an ankle injury...predominantly at left tackle.

**2000:** One of the strongest players on the team...alternated at no. 1 throughout the spring on the defensive line.

**High School:** Played for Bill Bretherick at Spanish River High School...named All-County, All-District, and participated in the Outback All-Star Game...led the team to a 6-5 finish and played in the 6A playoffs...as a senior, earned 32 solo tackles and 20 assists...two-sport athlete (football and basketball).

**Personal:** Health Administration major...son of Linda and the late Dave (Sr.) Richards...born November 17, 1981 in Boynton Beach, FL.

# Ramon Rickards



**99**  
**SENIOR**  
**DEFENSIVE LINE**  
**6-2, 233**  
**MIAMI, FL**  
**KILLIAN HIGH SCHOOL**

**2003:** Played in 12 of the team's 14 games, sidelined for the UCF and Youngstown State game with injury...ended the campaign with 30 tackles, including 10 solo...recorded nine for a loss of which five were sacks...forced a fumble in the program's first play-off game, credited with a broken pass against Nicholls State...recorded a game high and career game high 10 tackles against FIU, including a sack for a loss of six yards...has been a mainstay of the defensive line which has remained intact since the program's inception.

**2002:** Listed as a Pre-Season Rising Star All-Independent...played in 10 games, sidelined for one due to an ankle injury...ended the season third among the front four in total tackles (25)...including 16 solo...tied for the team lead in sacks with five...had seven tackles for a loss...forced a fumble, recovered a fumble, and blocked two kicks...season-high in tackles was against Division I-A USF...recorded season-high sack loss yardage against Eastern Kentucky (1-for-12)...had two games with two tackles for a loss...the first against James Madison, the second against FIU...forced a fumble against Troy...recovered a fumble against Eastern Illinois...blocked kicks were against Bethune-Cookman and Morris Brown...member of the spring honor roll.

**2001:** Played in every game...led the team in tackles for a loss, with nine for a loss of 34 yards...ended the season second in sacks at four for a loss of 22 yards...also had one interception...tallied 19 solo tackles and 15 assists.

**2000:** Exhibited very good quickness and strength...big play maker...best defensive end coming out of the spring drills.

**High School:** Played for Sam Miller at Killian High School, where he was the team's leader in tackles...originally played soccer...was invited to play football by the head football coach.



**Personal:** Sociology major...son of Victor and Maxine Rickards...born October 28, 1981 in Jamaica.

### CAREER DEFENSIVE STATS

YEAR	GMS	UT	AT	TT	TFL	SACKS
2001	10	19	15	34	9-34	4-22
2002	10	16	9	25	7-29	5-25
2003	12	10	20	30	9-26	5-22
<b>Total</b>	<b>32</b>	<b>45</b>	<b>44</b>	<b>89</b>	<b>25-89</b>	<b>14-69</b>



## Cameron Rodgers



**27**

**SENIOR  
SAFETY  
5-10, 186  
TAMPA, FL  
JEFFERSON  
HIGH SCHOOL**

**2003:** Continued to be a consistent contributor to the backs...played in every game...recorded 34 tackles, including 17 solo...had three-consecutive games with five tackles beginning with Nicholls State, followed by Northern Colorado and ending with Gardner-Webb...also had a tackle for a loss against Gardner-Webb...credited with a forced fumble and a broken pass against Bethune-Cookman, the program's first play-off opponent...had a season high for solo tackles against Siena.

**2002:** One of two defensive backs to play in every game...ended the season second among DB in total tackles and 8th overall with 38, including 17 solo...had one tackle for a loss, one interception, one forced fumble and four passes broken up...most productive game was against James Madison with seven total tackles...also set his single-season high of five solo tackles in the same game.

**2001:** Played in eight games...recorded seven solo tackles and six tackle assists...credited for breaking up two passes...performed well in spring drills.

**High School:** Played for Michael Simmonds at Jefferson High School...high school teammate of Anthony Crissinger-Hill...played option quarterback until his senior year...excellent receiver...three-sport athlete (football, basketball and track).

**Personal:** Health Administration major...son of Kamp and Anita Rodgers...born October 9, 1982 in Perth Amboy, NJ...father, Kamp Rodgers, is a long-time Pop Warner coach.



### CAREER DEFENSIVE STATS

YEAR	GMS	UT	AT	TT	TFL	SACKS	PASS-INT	FRCV
2001	8	7	6	13	0-0	0	0	0
2002	11	17	21	38	1-4	0	4	1
2003	14	17	17	34	1-0	0	0	0
<b>Total</b>	<b>33</b>	<b>41</b>	<b>44</b>	<b>85</b>	<b>2-4</b>	<b>0</b>	<b>4</b>	<b>1</b>

## Craig Roundtree



**3**

**SENIOR  
DEFENSIVE BACK  
5-8, 185  
BRADENTON, FL  
SOUTHEAST  
HIGH SCHOOL**

**2003:** Earned a starting spot...played in every game...recorded 64 total tackles, including 35 solo...had two for a loss of five which accounts for a sack and a loss of three...forced a fumble against Nicholls State and had a 15-yard interception against Illinois State... credited with breaking up three passes (UCF, Texas State and Northern Arizona).

**2002:** Missed the first three games of the season, but quickly became a contributor...played in seven games...totaled 12 tackles and one pass broken up...also played on special teams.

**2001:** Played in every game...listed among the team's top 10 in tackles... had 17 solo and nine assists...credited for three passes being broken up...best game of the season was against Marist, where he recorded six solo tackles and four assists.

**2000:** Played both corner and safety...started on and off at cornerback in the fall...moved to safety in the spring due to injuries...used physicality to his advantage.

**High School:** Played for Paul Maechtle at Southeast High School...two-sport athlete (football and basketball).

**Personal:** Communication major...son of Doris and Floyd Roundtree...born October 12, 1981 in Bradenton, FL...professional goals include playing football and becoming an entrepreneur.



### CAREER DEFENSIVE STATS

YEAR	GMS	UT	AT	TT	TFL	SACKS
2001	10	17	9	26	0	0
2002	7	4	8	12	0	0
2003	14	35	29	64	2-5	1-3
<b>Total</b>	<b>31</b>	<b>56</b>	<b>46</b>	<b>102</b>	<b>2-5</b>	<b>1-3</b>



# Kristopher Rush



**FRESHMAN**  
**DEFENSIVE END**  
**6-0, 210**  
**TALLAHASSEE, FL**  
**LAWTON CHILES**  
**HIGH SCHOOL**

61

**High School:** Played for Jodie Sprinkle at Lawton Chiles where he earned honorable mention All-District and honorable mention All-Big Ben honors...as a senior recorded 53 tackles, four sacks, had seven quarterback pressures and four tackles for a loss...credited with one safety, one fumble recovery and forced a fumble...three-sport athlete (football, track & field and weightlifting).

**Personal:** General studies major...son of Kim Ferrell...born July 11, 1986 in Tallahassee, FL.

James Madison...ended the season against FIU with 17 carries and 93 yards and his first collegiate touchdown...longest run of the season was 27 yards against FIU...most carries in a game was 19 versus Eastern Illinois...also credited with three receptions and 280 all-purpose yards...longest reception was for nine yards...member of the spring honor roll.

**High School:** Played for Art Taylor at Miami Sunset Senior High School...was the team's MVP, sophomore through senior season...as a senior scored 12 touchdowns...named first team All-Dade, was a first-team All-Dade/Broward All-Star member...led the city of Miami and Dade County in rushing as a senior with 1,250 yards...1,250 yards was also a school record for most yards gained in a single season...two-sport athlete (football and track)...ran the 200 and the 4x100 and captured the District Championship...earned County Superintendent's Legion Honor for academics.

**Personal:** Criminal Justice major...son of Roxanna and Ronald Sanchez...born January 24, 1983 in Pomona, CA.

## CAREER RUSHING STATS

YEAR	GMS	ATT	YDS	AVG	LONG	TD
2002	10	63	257	4.1	27	1
2003	13	38	135	4.0	21	4
<b>Total</b>	<b>23</b>	<b>101</b>	<b>392</b>	<b>3.9</b>	<b>21</b>	<b>5</b>


# Aaron Sanchez



**JUNIOR**  
**RUNNING BACK**  
**6-0, 220**  
**MIAMI, FL**  
**MIAMI SUNSET**  
**SENIOR HIGH SCHOOL**

35

**2003:** Became an integral part of the team's running back core...played in 13 of the team's 14 games...slowed only by an ankle injury...scored in four of the team's first six games...had a season-high nine carries against Illinois State, a game he tallied 43 yards, including a 21-yard scamper...had a season total of 38 carries for 135 yards and four scores...had 11 receptions for 97 yards, his longest a 35-yard reception versus Colgate...served as a kick-off specialist on three occasions with a total of 26 yards returned...his longest was 12 yards...defensively, had three tackles, all solo...became the starting fullback.



**2002:** Played in all but initial game due to late enrollment at FAU and missing three-a-days...was a preferred walk-on...as the season progressed he became more of an instrumental player out of the backfield...began his collegiate career with one carry for -1 yard against

# Chris Shepherd



**SENIOR**  
**GUARD**  
**6-3, 293**  
**APOPKA, FL**  
**APOPKA HIGH SCHOOL**

68

**2003:** Started in 13 games and was an instrumental part of an offensive line that protected an offense that rose to a no. 4 national ranking and a no. 2 national rank for passing efficiency...received the game ball following the Nicholls State game...fall honor roll member.

**2002:** Earned a starting spot...played in eight games and was among the two-deep in every game...changed his body type between his freshman and sophomore campaigns and prospered under the tutelage of new offensive line coach John Bock...member of the fall honor roll.

**2001:** Missed the first half of the season with a bruised sternum and family emergency...worked his way into the starting line-up as a true freshman...played in the last half home games...one of the strongest players on the team.





**High School:** Played for Rick Darlington at Apopka High School...finished season with high praise and recognition on the Florida Athletic Coaches Association All-District 10 team...Orlando All-Metro team selection... named to the Orlando All-Orange County team and played in both the Metro All-Star Game and the Dixon Ticonderoga All-Star Game...three-sport athlete (football, track and weightlifting)...in weightlifting he earned All-State.

**Personal:** Sociology major, minor in Communication...son of Allenea Bolden and Ruford Shepherd...born August 21, 1983 in Apopka, FL...one of 15 children and the first to go to college.

## Frantz Simeon




**FRESHMAN**  
**WIDE RECEIVER**  
 5-9, 166  
 LAKE PARK, FL  
 PALM BEACH GARDENS  
 HIGH SCHOOL

**High School:** Played for Tim Tharp at Palm Beach Gardens High School...was a two-way player, which exhibits his athletic ability...believed by high school coaches to be one of the best players to have played at Palm Beach Gardens High School...tallied 30 reception and 10 TDs and returned two of his three interceptions for touchdowns...named first-team All-County, to the *Palm Beach Post* first team, honorable mention All-State and started in the Outback Bowl...also considered Northern Illinois.

**Personal:** General studies major...born June 5, 1986.

## Cergile Sincere



**RED-SHIRT FRESHMAN**  
**LINEBACKER**  
 6-0, 215  
 BELLE GLADE, FL  
 GLADES CENTRAL  
 HIGH SCHOOL

**2003:** Participated in the fall as a red-shirt scout team member preserving a year of eligibility.

**High School:** Played for Willie Bueno at Glades Central High...earned All-Area honorable mention, played on the 2000 3A State football championship team and was the Gatorade Will to Win Athlete of the Week after totaling 13 tackles and forcing two fumbles...earned most improved defensive player of the year.

**Personal:** Health Administration major...son of Joseph and Marlene Sincere...born April 13, 1984 in Pahokee, FL.


## Quincy Skinner



**10**

**SOPHOMORE**  
 5-10, 170  
**DEFENSIVE BACK**  
 CORAL SPRINGS, FL  
 ELY HIGH SCHOOL

**2003:** Quickly became an important part of the FAU defensive lineup...gabbed his first collegiate interception in the first half closing seconds to send FAU into the locker room tied with UCF at 14...ended the season with a total of five INTs for 41 yards... also broke up nine other passes...broke up two passes against Illinois State, Florida International and in the program's first play-off game, against Bethune-Cookman...



credited with two blocked kicks, the first against Siena, the second was in the NCAA Semi-Final game versus Colgate...had one forced fumble and a total of 75 tackles.

**2002:** Red-shirted, but practiced with squad.

**High School:** Played for Steve Davis...one of two Ely players in the "2002 FAU Class"...member of a team that finished the season 10-2 and six points away from a regional title...captured the district title...was a two-year starter, with his senior season shortened due to a broken ankle...an all-around player seeing time at quarterback, wide receiver and defensive back...team finished 2000 season with a 12-2 mark...he had 1,500 yards passing and rushed for 600 yards...two-sport athlete (football and basketball).

**Personal:** Elementary Education major...son of Vera and James Skinner...born May 20, 1984 in Pompano Beach, FL.

### CAREER DEFENSIVE STATISTICS

YEAR	GMS	UT	AT	TT	INT-YDS	BRUP
2003	14	43	32	75	5-41	9



# Johnnie Sloan



**96**  
**SENIOR**  
**DEFENSIVE LINE**  
**6-2, 240**  
**TALLAVEST, FL**  
**SOUTHEAST HIGH SCHOOL**

**2003:** Played and started in every game...tallied 57 total tackles, including 24 solo...had a team-leading 18 tackles behind the enemy lines with six falling upon the opponents quarterback for a loss of 16 yards...also tied for the team lead with three fumble recoveries totaling 49 yards...his longest return was 46 yards...credited with forcing two fumbles...named the team's Most Improved Player.

**2002:** Earned Pre-Season First-Team All-Independent...played in every game drawing starts in each...split time with William Gray, depending on offensive formation...led the front four with 45 total tackles, including 23 solo...ended the season with eight tackles for a loss, including three sacks for a loss of 11 yards...had three games with seven total tackles: Bethune-Cookman, Youngstown State and Division I-A Troy...biggest sack was against D I-A USF, a loss of 10 yards...recorded four for a loss against Bethune-Cookman...forced a fumble versus Troy.

**2001:** Played in every game as a red-shirt freshman...recorded 12 solo and 13 assists for 25 total tackles...had five tackles for a loss of 21 yards, including two sacks for a loss of eight yards...forced one fumble...made his collegiate debut with three solo tackles and one assist, including one for a loss of four yards...best games of the season were against the no. 22 team in the country, when he had three solo and three assists, including two for a loss of four yards, and one sack for a loss of two yards, and the final game of the year against Albany (NY), when he recorded one solo, three assists, one for a loss of eight yards, and a half sack for a loss of six.



**2000:** Made good strides and was the most improved coming out of the spring.

**High School:** Played for Paul Machtle at Southeast High School...earned second-team All-Area and was named honorable mention All-State...two-sport athlete (football and basketball).

**Personal:** Health Administration major...son of Johnnie and Darlene Sloan...born November 24, 1981 in Bradenton, FL.

### CAREER DEFENSIVE STATISTICS

YEAR	GMS	UT	AT	TT	TFL	SACKS
2001	10	12	13	25	5-21	2-8
2002	11	23	22	45	8-26	3-11
2003	14	24	33	57	18-34	6-16
<b>Total</b>	<b>35</b>	<b>39</b>	<b>68</b>	<b>127</b>	<b>31-81</b>	<b>11-35</b>

# Corey Small




**26**  
**FRESHMAN**  
**CORNERBACK**  
**5-10, 170**  
**NAPLES, FL**  
**GULF COAST HIGH SCHOOL**

**High School:** Played for Frank Tudryn at Gulf Coast High School...recorded 66 tackles, 11 pass break ups and returned two punts for touchdowns...named All-County and All-Region.

**Personal:** General studies major...son of Herb and Ellen Small...born September 27, 1985...holds a 3.8 G.P.A. in high school.

# Jarrid Smith



**72**  
**REDSHIRT FRESHMAN**  
**OFFENSIVE LINE**  
**6-2, 250**  
**OKEECHOBEE, FL**  
**OKEECHOBEE HIGH SCHOOL**


**2003:** Practiced with the team in the fall but preserved the year of eligibility by red-shirting...expected to see action in 2004.

**High School:** Played for Todd Dresser at Okeechobee High School...named to the South/Central Florida All-Star team and participated in the Outback Bowl All-Star Game...voted most outstanding offensive lineman...three-sport athlete (football, basketball and track)...was also recruited by Southern Illinois and Indiana State.

**Personal:** Undeclared in major...is the program's first native American Indian (Seminole)...son of Curtis and Camellia Smith...born May 18, 1985.



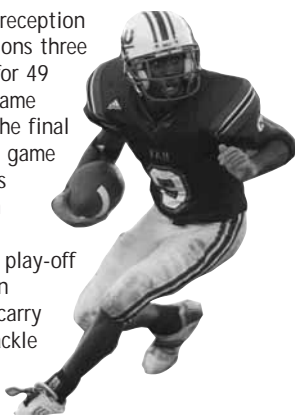
# Larry Taylor



**JUNIOR**  
**WIDE RECEIVER**  
**5-9, 170**  
**SEBASTIAN, FL**  
**SEBASTIAN RIVER**  
**HIGH SCHOOL**

9

**2003:** Played in 14 games and had a reception in all but one game...had four receptions three times...the first versus Illinois State for 49 yards, the second was the following game against Texas State for 57 yards and the final game was versus Northern Colorado, a game he tallied a season-high 83 yards...his longest reception was a 53-yard catch in the UCF game...recorded four TDs, including one in each of the first two play-off games...had two carries, a 23-yard run against Valdosta State and a 14-yard carry against Northern Arizona...had one tackle on the season, the final game of the year...credited with 503 all-purpose yards and 24 points.



**2002:** Played in 10 games...ended the season third on the squad in reception yards per game...tallied 15 receptions on the season...his longest was a 27-yard grab against Nicholls State...also averaged 8.2 yards per reception...saw time on special teams, with four kick returns for a total of 91 yards...his longest was a 40-yard return against Nicholls State...also had one rush for 13 yards against Nicholls...totaled 227 all-purpose yards.

**2001:** Showed flashes of brilliance...played in every game (10)...led the team with 22 receptions and was second on the squad with 398 yards...averaged 18.1 yards per game...scored twice...also served as a punt returner, with four returns for 10 yards...pulled down his first collegiate catch against no. 22 ranked Bethune-Cookman, and his first and second touchdowns...his first was a 41-yard reception, his second was 71 yards, his season-long reception...both were from Jared Allen...had a season high six receptions against Drake...his season high in yards and TDs was against Bethune-Cookman.

**2000:** Joined the team in January.

**High School:** Played for Randy Bethel at Sebastian River High School...finished his senior season with more than 1,300 all-purpose yards...scored 11 touchdowns and grabbed three interceptions...team finished the season with an 8-2 record...earned the team's offensive MVP as well as the unsung hero award...named All-Conference and received the National Your Physical Fitness Award...also received the Superintendent's Award...was nominated for the Wendy's High School Heisman Trophy...two-sport athlete (football and track)...as a senior, was a state finalist in the 100 meter and the 4x100...competed in the state meet as a junior.

**Personal:** Computer Science major...son of Larry and Sherry Taylor...born July 21, 1982 in Vero Beach, FL.

## CAREER RECEIVING STATS

YEAR	GMS	REC	YDS	AVG	TD	LONG
2001	10	22	398	18.1	2	71
2002	10	15	123	8.2	0	40
2003	14	27	466	17.3	4	53
<b>Total</b>	<b>24</b>	<b>64</b>	<b>987</b>	<b>15.4</b>	<b>6</b>	<b>71</b>

## CAREER PUNT RETURN STATS

YEAR	GMS	RET	YDS	AVG	TD	LONG
2001	10	4	10	2.5	0	13

## CAREER KICK RETURN STATS

YEAR	GMS	RET	YDS	AVG	TD	LONG
2001	10	4	10	2.5	0	13
2002	10	4	91	22.8	0	40
<b>Total</b>	<b>20</b>	<b>8</b>	<b>101</b>	<b>12.6</b>	<b>0</b>	

# Brittney Tellis



**SENIOR**  
**WIDE RECEIVER**  
**5-9, 170**  
**MIAMI, FL**  
**NORTHWESTERN**  
**HIGH SCHOOL**

1


**2003:** Tallied 29 receptions for 435 yards and one TD after playing in every game...scored his first touchdown of the year in the program's first play-off game...had a game-high six receptions against UCF and recorded four two other times, including his season-high four receptions and 88 yards against Valdosta State with his season-long 50-yard catch...had one carry against Nicholls State...also saw time on special teams as a kick and punt return specialist...had one kick return for 17 yards against Florida International and six punt returns for 72 yards...returned four punts against Middle Tennessee...longest punt return was 33 yards in the NCAA Semi-Finals...credited with 524 all-purpose yards and six points.

**2002:** Became a primary receiver and earned a starting spot...played in every game...slowed only with a hamstring injury...scored the team's first offensive TD of the 2002 season...had a team-leading 38 receptions for 702 yards, almost doubling any other receiver... averaged 18.5 yards per reception and 63.8 yards per game...credited with two TDs...longest reception was 56 yards against Eastern Kentucky, a game he was doubtful to play with the injury...also had a season-high 158 yards in that game, setting a new FAU single-game reception record...had one carry for four yards against James Madison...also saw time on special teams as both a punt and kick returner...special-team time was limited after he became such a vital part of the team's offense...most kick returns were against Eastern Illinois...longest return was also against Eastern Illinois...most punt returns were three, which he accomplished in the first two games of the season...longest punt return was 21 yards against Youngstown State...ended the year with 981 all-purpose yards, second behind Anthony Jackson's 2001 effort of 991...member of the spring honor roll.

**2001:** Played in every game, predominantly on special teams...as a receiver tallied two catches for 32 yards...his longest was a 23-yard grab versus Drake from Garrett Jahn...also had one catch versus Marist...on special teams, led the team in punt returns with 17 for 233 yards...returned one for a TD, which was his longest of the season, a 75-yard return against Albany, NY, with 2:45 minutes remaining on the clock.

**High School:** Played for Billy Rolle at Northwestern High School... leading receiver in Dade All-Star Game as well as during the regular season...named first-team All-Dade and second-team All-State...second leading punt and kickoff returner in Miami-Dade County...served as the team's second-team quarterback...two-sport athlete (football and baseball)...a starting shortstop and lead-off hitter on the baseball team.

**Personal:** Criminal Justice major...son of Bridgett Bostick...born July 26, 1983 in Miami, FL.



#### CAREER RECEIVING STATS

YEAR	GMS	REC	YDS	AVG	TD	LONG
2001	10	2	32	16.0	0	23
2002	11	38	702	18.5	2	56
2003	14	29	435	15.0	1	50
<b>Total</b>	<b>35</b>	<b>69</b>	<b>1169</b>	<b>16.9</b>	<b>3</b>	<b>56</b>

#### CAREER PUNT RETURN STATS

YEAR	GMS	RET	YDS	AVG	TD	LONG
2001	10	17	233	13.7	1	75
2002	11	20	124	6.2	0	21
2003	14	6	72	12	0	33
<b>Total</b>	<b>35</b>	<b>43</b>	<b>429</b>	<b>9.9</b>	<b>1</b>	<b>75</b>

#### CAREER KICK RETURN STATS

YEAR	GMS	RET	YDS	AVG	TD	LONG
2002	11	9	151	16.8	0	28
2003	14	1	17	17.0	0	17

## Jerrell Terry




**SENIOR  
SAFETY  
6-1, 194  
KISSIMMEE, FL  
OSCEOLA  
HIGH SCHOOL**

29

**2003:** Played in 11 games missing three games late in the regular season with an injury...tallied 61 total tackles despite the limited action...recorded nine tackles against Valdosta State and surpassed his

game high in the NCAA Semi-Final game with 12, including nine assists...had two tackles for a loss of six yards, one was a sack and loss of four...forced Middle Tennessee to fumble and recovered a fumble against Valdosta... had two interceptions with an 18-yard return against Valdosta... broke up four passes including two against Northern Arizona and one against Colgate...at season's end he received the team's non-scholarship MVP award.



**2002:** Enrolled in school in January...participated in spring drills...broke his left ankle in three-a-days...played in five games...recorded 30 total tackles on the season, 16 solo...had his best outing against no. 2 ranked Eastern Illinois...had a team-leading 18 tackles, including seven solo...credited with one pass broken up...saw time at several secondary positions...member of the spring honor roll.

**2001:** Played for Dave Davis at Ferrum College.


**High School:** Played for Jim Bird at Osceola High School...two-sport athlete (football and track)...earned All-County in both football and track...was also named All-Central Florida and holds Osceola County's triple jump record.

**Personal:** Information Systems major...son of Laverne Terry...born March 25, 1981 in Washington, DC.

#### CAREER DEFENSIVE STATISTICS

YEAR	GMS	UT	AT	TT	TFL	SACKS
2002	5	16	14	30	0-0	0-0
2003	11	31	20	61	2-6	1-4
<b>Total</b>	<b>16</b>	<b>47</b>	<b>34</b>	<b>91</b>	<b>2-6</b>	<b>1-4</b>

# Dominick Walker



**RED-SHIRT FRESHMAN**  
**RUNNING BACK**  
**5-10, 195**  
**LAKELAND, FL**  
**LAKELAND**  
**HIGH SCHOOL**

32

**2003:** Used the year to gain experience and size.

**High School:** Played for Bill Castle at Lakeland High School, a program that has sent countless athletes to both college and professional football...as a three-year letterman, gained 4,000 yards (1,200 sophomore, 1,700 junior, 1,100 as a senior)...scored 14 TDs in 2002...led Polk County in rushing in 2001...named to the Super Prep Outstanding Players in 2001...four-sport athlete (football, baseball, track and basketball)...as a freshman (1999), advanced to state in the 4x100 relay...honor roll member...also recruited by South Florida, Eastern Illinois and Louisville.

**Personal:** General studies major...relative of NFL veteran Reidel Anthony...son of Andre Walker...born September 24, 1984.

# Joe Walker




**SENIOR**  
**LINEBACKER**  
**6-0, 217**  
**DEERFIELD BEACH, FL**  
**DEERFIELD BEACH**  
**HIGH SCHOOL**

52

**2003:** Saw action in every game...recorded 30 tackles playing both defense and on special teams...had four tackles against Middle Tennessee, the program's first I-A victory...recorded a season-high five tackles against Northern Arizona, in the play-offs...had one tackle for a loss of one against Middle Tennessee.

**2002:** Vied for a spot on the two deep at arguably the deepest positions on the squad...ended the season playing in 10 games...had 17 total tackles, including 12 solo...season high was six tackles against Division I-A Connecticut.

**2001:** Played in seven of the team's 10 games and finished the season seventh on the squad with 33 tackles...was fifth in solo tackles with 24...had four for a loss of 22 yards, which tied him for the team lead



in yards lost...was also second in yards lost via the sack at 20...best game was against Drake...recorded eight solo tackles and two assists, including two for a loss of nine yards and a sack for a loss of five yards...recorded four solo tackles against Bethune-Cookman.

**2000:** Moved from middle linebacker to will linebacker...played with a lot of excitement...used speed to his advantage.

**High School:** Played for Perry Schneider at Deerfield Beach High School...earned All-County, All-Area and All-State...named All-County as a junior...had 70 tackles and 12 sacks as a senior...five-sport athlete (football, track, baseball, basketball and golf)...led Deerfield to an undefeated season in 1999.

**Personal:** Criminal Justice major...born February 16, 1981.

## CAREER DEFENSIVE STATS

YEAR	GM	UT	AT	TT	TFL	SACKS
2001	7	24	9	33	4-22	4-20
2002	10	12	5	17	0-0	0-0
2003	14	16	14	30	1-1	0-0
<b>Total</b>	<b>31</b>	<b>52</b>	<b>28</b>	<b>90</b>	<b>5-23</b>	<b>4-20</b>

# Zachary Wichner



**FRESHMAN**  
**OFFENSIVE TACKLE**  
**6-4, 260**  
**DAVIE, FL**  
**SOUTH PLANTATION**  
**HIGH SCHOOL**

**High School:** Played for Mike Maloney at South Plantation High School where he earned second team All-County and was named the Outstanding Lineman by his teammates...earned first-team All-County honors by the *Miami Herald*...saw time in the north versus south Broward All-Star Game...recipient of the South Plantation Scholastic Athlete Award...member of the National Honor Society.

**Personal:** General studies major...son of Mark and Ann Wichner...born January 8, 1986 in Davie, FL.

# Steve Williams



# 33

**FRESHMAN  
CORNERBACK  
5-10, 160  
HOLLYWOOD, FL  
CHAMINADE-MADONNA  
HIGH SCHOOL**

**High School:** Played for Mark Guandolo at Chaminade-Madonna High School, the 4A State Champions, where he tallied 30 tackles, three interceptions, blocked three field goals, had 761 yards as a punt returner and had two kick-returns for a score, all as a senior...earned All-County and All-State for his efforts...participated in the Dade versus Broward All-Star Game...two-sport athlete (football and track)...also recruited by Iowa, Massachusetts and Northeastern.

**Personal:** Son of Barbara and Steve Williams...born July 25, 1986 in Hollywood, FL...Michael and Eric Rhett are relatives who have played in the NFL.

# Stetson Wilson



# 73

**SOPHOMORE  
DEFENSIVE TACKLE  
6-5, 297  
LAKELAND, FL  
LAKELAND  
HIGH SCHOOL**


**2003:** Played in eight games and was a member of the traveling squad...gained valuable playing time as a true freshman and was part of a unit that protected the second most efficient offense in the country and a quarterback that ranked no. 4...used the spring of 2004 to move to the defensive side of the ball.

**High School:** Played for Bill Castle at Lakeland High School...served as a blocker for fellow 2003 signee Dominick Walker, who rushed for more than 4,000 yards in three seasons...three-sport athlete (football, track-and-field and basketball).

**Personal:** Fashion Design major...son of Joann Johnson...born October 8, 1984 in Lakeland, FL.



# Derek Zak



**JUNIOR  
FREE SAFETY  
5-10, 185  
MELBOURNE, FL  
MELBOURNE  
HIGH SCHOOL**


**2003:** Sat out due to transfer rules, but practiced with the squad.

**High School:** Played for Joe Murano at Melbourne High School where he earned All-Cape Coast Conference and was third on the team in tackles...earned most valuable defensive back honors as a senior.

**Personal:** Health Administration major...son of Harry Dean Zak and Nancy Lee Harrington...born April 3, 1981 in Melbourne, FL.



**TAKING THE FIELD**




**THE TACKLE**



**THE TEAM**



**CELEBRATION**



**POST-GAME WITH COACH**





# 2004 COMPOSITE FOOTBALL SCHEDULE

		FLORIDA ATLANTIC	HAWAII	NORTH TEXAS	MIDDLE TENNESSEE	ILLINOIS STATE	TEXAS STATE	NORTHERN COLORADO	LA-MONROE	FLORIDA A&M	TROY	NEW MEXICO STATE	FLORIDA INTERNATIONAL	EDWARD WATERS
SEPTEMBER	4	@ Hawaii	FAU	Texas	@ Florida	Sep. 2 ST. XAVIER	ANGELO STATE	ND STATE	@ Auburn	@ Illinois	@ Marshall	@ ARKANSAS	Sep. 2 @ IN State	Aug. 28 Elizabeth City State
	11	NORTH TEXAS	Open	FAU	@ Akron	at Minnesota	@ Baylor	@ Maine	Open	@ Tuland	MISSOURI	California	@Youngs-town State	SHAW
	18	@ MTSU	@ Rice	@ COLORADO	FAU	EASTERN ILLINOIS	SOUTH-EASTERN LA	IDAHO STATE	ARKANSAS	@ Temple	@New Mexico State	TROY	Open	Hunt-ington
	25	ISU	Open	@ Baylor	@ UL-Lafayette	FAU	Open	@ Montana	AK STATE	vs TN State	@ South Carolina	NEW MEXICO	WESTERN KENTUCKY	Open
OCTOBER	2	Open	TULSA	MTSU	@ North Texas	@ Indiana State	@ Appalachai n State	UC DAVIS	@ Wyoming	VA UNION	UTAH STATE	@ UTEP	UL-LaFAYETTE	WEBBER
	9	@ Texas State	NEVADA	@ Utah State	AK STATE	SMS	FAU	@ SELU	@ Idaho	NICHOLLS STATE	Open	UL LaFAYETTE	@Stephen F. Austin	Clarke-Atlanta
	16	@UNC	@ UTEP	Open	Open	@ Western Illinois	@ Cal Poly	FAU	FIU	@ VA Tech	@ AK State	Open	@UL-Monroe	Allen
	23	LA-Monroe	SAN JOSE STATE	NEW MEXICO STATE	IDAHO	YOUNG-STOWN	STEPHEN F. AUSTIN	@Sam Houston State	FAU	SAVANNAH STATE	@ LSU	@ North Texas	McNEESE STATE	Stillman
	30	@ FAMU	@ Boise State	UL-MONROE	UTAH STATE	@ Western Kentucky	@ McNeese State	Open	@ North Texas	FAU	IDAHO	FIU	@New Mexico State	Lane
NOVEMBER	6	@TSU	LA TECH	@ UL-Lafayette	@New Mexico State	SOUTHERN ILLINOIS	@North-western State	SOUTHERN UTAH	UTAH	Open	FAU	MTSU	Open	Barber-Scotia
	13	NEW MEXICO STATE	@ Fresno State	IDAHO	UL-MONROE	@ Northern Iowa	NICHOLLS STATE	@ Cal Poly	@ MTSU	Open	@ UL-Lafayette	FAU	GEORGIA SOUTHERN	Lincoln
	20	FIU	IDAHO	@ AK State	Open	Open	@ Sam Houston	SOUTH DAKOTA STATE	UL-LaFAYETTE	Bethune-Cookman	MTSU	@ UTAH	FAU	Open
	27	EWC	NORTH-WESTERN	@ Troy						@ FIU			FAMU	FAU
DEC.	4		MICHIGAN STATE											





Captured the second-annual "Shula Bowl" to guarantee the program its first play-off berth.

# Opponents

In this section...

OPPONENT  
TEAM  
QUICK FACTS

OPPONENT  
SCHEDULES

OPPONENT  
KEY  
RETURNERS

# University of Hawaii



**SEPTEMBER 4, 2004**  
**ALOHA STADIUM • HONOLULU, HI**

**GENERAL INFORMATION**

School Name . . . . . University of Hawaii  
 Location . . . . . Honolulu, HI  
 Founded . . . . . 1907  
 Nickname . . . . . Warriors  
 Colors . . . . . Green, Black, White & Silver  
 Home Stadium . . . Aloha Stadium (50,000)  
 Surface . . . . . FieldTurf  
 First Year of Football . . . . . 1960  
 National Affiliation . . . . . NCAA Division I-A  
 Basic Offense . . . . . Run-and-Shoot  
 Basic Defense . . . . . 4-3  
 Conference . . . . . Western Athletic (WAC)  
 President (Interim) . . . . . David McClain  
 Athletic Director . . . . . Herman Frazier

**MEDIA INFORMATION**

SID . . . . . Lois Manin  
 Office Phone . . . . . (808) 956-7523  
 Home Phone/Cell Phone . . (808) 780-4480  
 E-mail . . . . . manin@hawaii.edu  
 Fax Number . . . . . (808) 956-4470  
 FB Press Box . . . . . (808) 486-1800  
 Web Site . . . . . http://uhathletics.hawaii.edu

**TEAM INFORMATION**

Letter Winners Returning/Lost . . . . . 58/20  
 Starters Returning/Lost . . . . . 17/10  
 Final 2003 Record . . . . . 9-5

**COACHING STAFF**

**Head Coach**  
 June Jones  
**Alma Mater**  
 NY State Regents College



June Jones

**Record at School**  
 40-25 (five seasons)  
**Years as Collegiate Coach** . . . . . 5  
**Overall Record** . . . . . 40-25  
**Bowl Record** . . . . . 2-1  
**Office Phone** . . . . . (808) 956-6508

**ASSISTANT COACHES**

**Associate HC/ Defensive Coordinator** . . . . . George Lumpkin  
**Running Backs** . . . . . Wes Suan  
**Quarterbacks** . . . . . Dan Morrison  
**Offensive Line** . . . . . Ike Cavanaugh  
**Wide Receivers** . . . . . Ron Lee  
**Defensive Line** . . . . . Vantz Singletary  
**Linebackers** . . . . . Cal Lee  
**Secondary** . . . . . Rich Miano  
**Offensive Assistant** . . . . . Tyson Helton

**2004 SCHEDULE**

Sept. 4	FLORIDA ATLANTIC
Sept. 18	at Rice
Oct. 2	TULSA
Oct. 9	NEVADA
Oct. 16	at UTEP
Oct. 23	SAN JOSE STATE
Oct. 30	at Boise State
Nov. 6	LOUISIANA TECH
Nov. 13	at Fresno State
Nov. 20	IDAHO
Nov. 27	NORTHWESTERN
Dec. 4	MICHIGAN STATE

**2003 RESULTS**

Aug. 30	APPALACHIAN STATE	W	40-17
Sep. 13	at USC	L	32-61
Sep. 19	at UNLV	L	22-33
Sep. 27	RICE	W	41-21
Oct. 4	at Tulsa	L	16-27
Oct. 11	FRESNO STATE	W	55-28
Oct. 18	at Louisiana Tech	W	44-41
Oct. 25	UTEP	W	31-15
Nov. 1	at San Jose State	W	13-10
Nov. 15	at Nevada	L	14-24
Nov. 22	ARMY	W	59-28
Nov. 29	ALABAMA	W	37-29
Dec. 6	BOISE STATE	L	28-45
Dec. 25	HOUSTON (SHB)	W	54-48

**RETURNING STATISTICAL LEADERS**


TIMMY CHANG

PASSING	ATT-CMP-INT	YDS	TDS	PCT		
Timmy Chang	601-353-20	4199	29	58.7		
RECEIVING	NO	YDS	AVG	AVG/GM	TD	
Chad Owens	85	1134	13.3	103.1	9	
Britton Komine	53	602	11.4	46.3	5	
RUSHING	ATT	YDS	AVG	TD		
Michael Brewster	54	405	7.5	2		
Mike Bass	53	307	5.8	3		
TACKLES	TOTAL	SOLO	ASST	INT	SACKS	TFL (YDS)
Ikaika Curnan	121	71	50	0	4-24	12 (45)
Abraham Elimimiam	78	59	19	4-17	0	2 (5)





# Illinois State University



**SEPTEMBER 25, 2004**

**LOCKHART STADIUM • FORT LAUDERDALE, FL**

## GENERAL INFORMATION

School Name . . . . . Illinois State University  
 Location . . . . . Normal, IL  
 Founded . . . . . 1857  
 Nickname . . . . . Redbirds  
 Colors . . . . . Red and White  
 Home Stadium . . Hancock Stadium (15,000)  
 Surface . . . . . Astroplay  
 First Year of Football . . . . . 1887  
 National Affiliation . . . . . NCAA Division I-AA  
 Basic Offense . . . . . Pro-Style  
 Basic Defense . . . . . 4-4  
 Conference . . . . . Gateway Football  
 President . . . . . Dr. Al Bowman  
 Interim Athletic Director . . . . . Dr. Linda Herman

## MEDIA INFORMATION

SID . . . . . Todd Kober  
 Office Phone . . . . . (309) 438-3805  
 Home Phone/Cell Phone . . . . . (309) 662-9392  
 E-mail . . . . . gtkober@ilstu.edu  
 Fax Number . . . . . (309) 438-5634  
 FB Press Box . . . . . (309) 438-3805  
 Web Site . . . . . http://redbirds.org

## TEAM INFORMATION

Letter Winners Returning/Lost . . . . . 54/10  
 Starters Returning/Lost . . . . . 48/10  
 Final 2003 Record . . . . . 6-6

## COACHING STAFF

**Head Coach**  
 Denver Johnson  
**Alma Mater**  
 Tulsa '81  
**Record at School**  
 21-24 (4 years)  
**Years as Collegiate Coach** . . . . . 7  
**Overall Record** . . . . . 42-36 (7)  
**Bowl Record** . . . . . (2-3)  
**Office Phone** . . . . . (309) 438-8671



Denver Johnson

## ASSISTANT COACHES

**Wide Receivers** . . . . . Brad Cornelsen  
**Tight Ends** . . . . . Brendan Daly  
**Defensive Line** . . . . . RaShan Frost  
**Quarterbacks** . . . . . Justin Fuente  
**Defensive Coordinator,**  
**OLBs & Safeties** . . . . . Ron Lambert  
**Defensive Line** . . . . . Chris Patton  
**Middle Linebacker** . . . . . Galen Scott  
**Offensive Line** . . . . . Vance Vice  
**Running Backs** . . . . . Jim Williams


## 2004 SCHEDULE

Sept. 2	ST XAVIER
Sept. 11	at Minnesota
Sept. 25	EASTERN ILLINOIS
Sept. 25	at Florida Atlantic
Oct. 2	at Indiana State
Oct. 9	SMS
Oct. 16	at Western Illinois
Oct. 23	YOUNGSTOWN STATE
Oct. 30	at Western Kentucky
Nov. 6	SOUTHERN ILLINOIS
Nov. 13	at Northern Iowa

## 2003 RESULTS

Aug. 28	Drake	W	27-13
Sep. 6	at Illinois	L	22-49
Sep. 13	TRUMAN STATE	W	49-6
Sep. 20	at Eastern Illinois	W	21-14
Sep. 27	FLORIDA ATLANTIC	L	10-28
Oct. 4	NORTHERN IOWA	L	7-16
Oct. 11	at Southern Illinois	L	17-45
Oct. 18	Western Kentucky	L	24-27
Oct. 25	at Youngstown State	W	35-25
Nov. 1	WESTERN ILLINOIS	L	20-24
Nov. 8	at SW Missouri State	W	48-43
Nov. 15	INDIANA STATE	W	38-3

## RETURNING STATISTICAL LEADERS



BOOMER GRIGSBY

PASSING	ATT-CMP-INT	YDS	TDS	PCT		
Yance Vaughan	10-5-0	31	0	50		
RECEIVING	NO	YDS	AVG	AVG/GM	TD	
Laurent Robinson	19	260	13.7	21.7	3	
Ramon Barber	17	158	9.3	19.8	0	
RUSHING	ATT	YDS	AVG	TD		
Demetrus Johnson	122	609	5.0	6		
LaShawn Bullock	55	327	5.9	3		
TACKLES	TOTAL	SOLO	ASST	INT	SACKS	TFL (YDS)
Boomer Grigsby	179	109	70	0	3 (15)	12 (28)
Cavari Dailey	62	37	25	0	2 (21)	9 (44)



# Texas State University



**OCTOBER 9, 2004**

**BOBCAT STADIUM • SAN MARCOS, TX**

## GENERAL INFORMATION

School Name . . . . . Texas State University  
 Location . . . . . San Marcos, TX  
 Founded . . . . . 1899  
 Nickname . . . . . Bobcats  
 Colors . . . . . Maroon and Gold  
 Home Stadium . . . Bobcat Stadium (15,218)  
 Surface . . . . . AstroPlay  
 First Year of Football . . . . . 1903  
 National Affiliation . . . . . NCAA Division I-AA  
 Basic Offense . . . . . Multiple Spread  
 Basic Defense . . . . . 4-2-5  
 Conference . . . . . Southland  
 President . . . . . Dr. Denise Trauth  
 Athletic Director . . . . . Dr. Larry Teis

## MEDIA INFORMATION

SID . . . . . Tony Brubaker  
 Office Phone . . . . . (512) 245-2966  
 Home Phone/Cell Phone . . . . . (512) 738-0697  
 E-mail . . . . . ab17@txstate.edu  
 Fax Number . . . . . (512) 245-2967  
 FB Press Box . . . . . (512) 245-7765  
 Web Site . . . . . http://www.txstatebobcats.com

## TEAM INFORMATION

Letter Winners Returning/Lost . . . . . 13/20  
 Starters Returning/Lost . . . . . 18/4  
 Final 2003 Record . . . . . 4-7

## COACHING STAFF

**Head Coach**  
 David Bailliff  
**Alma Mater**  
 Texas State '81  
**Record at School**  
 First Year  
**Years as Collegiate Coach** . . . . . First Year  
**Overall Record** . . . . . Same  
**Bowl Record** . . . . . 0-0  
**Office Phone** . . . . . (512) 245-2587



David Bailliff

## ASSISTANT COACHES

**Assistant Head Coach/**  
**Running Backs, Special Teams** . Brad Wright  
**Wide Receivers** . . . . . Travis Bush  
**Linebackers** . . . . . Darin Eliot  
**Co-Offensive Coordinator/**  
**Quarterbacks** . . . . . Frank Hernandez  
**Co-Offensive Coordinator/**  
**Offensive Line** . . . . . Blake Miller  
**Defensive Coordinator/Safeties** Craig Naivar  
**Defensive Line** . . . . . Kyle Tietz  
**Cornerbacks** . . . . . Jason Washington

## 2004 SCHEDULE

Sept. 4	ANGELO STATE
Sept. 11	at Baylor
Sept. 18	SOUTHEASTERN LA
Oct. 2	at Appalachian State
Oct. 9	FLORIDA ATLANTIC
Oct. 16	at Cal Poly
Oct. 23	STEPHEN F. AUSTIN
Oct. 30	at McNeese State
Nov. 6	at Northwestern State
Nov. 13	NICHOLLS STATE
Nov. 20	at Sam Houston

## 2003 RESULTS

Aug 30	at New Mexico	L	8-72
Sep 6	ANGELO STATE	W	42-7
Sep 13	at Tulsa	L	15-41
Sep 20	UC-DAVIS	W	34-32
Sep 27	SOUTHEAST LA	W	38-17
Oct 4	at Florida Atlantic	L	14-27
Oct 11	at Southern Utah	L	28-36
Oct 18	NORTHWESTERN	L	19-41
Oct 25	at Stephen F. Austin	L	27-44
Nov 1	McNEESE	L	28-38
Nov 6	at Nicholls State	L	13-31
Nov 22	SAM HOUSTON	W	49-28

## RETURNING STATISTICAL LEADERS



BARRICK HEALY

PASSING	ATT-CMP-INT	YDS	TDS	PCT		
Barrick Healy	473-240-17	3129	21	51		
RECEIVING	NO	YDS	AVG	AVG/GM	TD	
K.R. Carpenter	60	780	13.0	65.0	7	
Johnny Tyson	23	523	22.7	52.3	4	
RUSHING	ATT	YDS	AVG	TD		
Terrell Harris	139	780	5.6	6		
Morris Brothers	78	500	6.4	6		
TACKLES	TOTAL	SOLO	ASST	INT	SACKS	TFL (YDS)
David Simmons	112	41	71	0	3 (32)	7 (40)
Walter Musgrove	86	40	46	0	0	3.5 (8)







# Louisiana-Monroe



**OCTOBER 23, 2004**

**LOCKHART STADIUM • FORT LAUDERDALE, FL**

## GENERAL INFORMATION

School Name . . . Univ. of Louisiana at Monroe  
 Location . . . . . Monroe, LA  
 Founded . . . . . 1931  
 Nickname . . . . . Indians  
 Colors . . . . . Maroon and Old Gold  
 Home Stadium . . . Malone Stadium (30,427)  
 Surface . . . . . Grass  
 First Year of Football . . . . . 1931  
 National Affiliation . . . . . NCAA Division I-A  
 Basic Offense . . . . . Multiple  
 Basic Defense . . . . . 3-4  
 Conference . . . . . Sun Belt  
 President . . . . . Dr. James Cofer (MS '76)  
 Athletic Director . . . . . Bobby Staub

## MEDIA INFORMATION

SID . . . . . Fred Sington  
 Office Phone . . . . . (318) 342-5463  
 Home Phone/Cell Phone . . . (318) 372-5203  
 E-mail . . . . . sington@ulm.edu  
 Fax Number . . . . . (318) 342-5464  
 FB Press Box . . . . . (318)342-5471  
 Web Site . . . . . http://www.ulmathletics.com

## TEAM INFORMATION

Letter Winners Returning/Lost . . . . . 47/15  
 Starters Returning/Lost . . . . . 17/8  
 Final 2003 Record . . . . . 1-11

## COACHING STAFF

**Head Coach**  
 Charlie Weatherbie



Charlie Weatherbie

**Alma Mater**  
 Oklahoma State '77

**Record at School**  
 1-11 (1 year)

**Years as Collegiate Coach . . . . . 22**

**Overall Record . . . . . 46/75 (11 Years)**

**Bowl Record . . . . . 4-3**

**Office Phone . . . . . (318) 342-3575**

## ASSISTANT COACHES

**Assistant HC/**  
**Offensive Coordinator . . . . . Bob Leahy**  
**Quarterbacks . . . . . Todd Berry**  
**Defensive Coordinator/Safeties . . Bob Trott**  
**Running Backs. . . . . Junior Smith**  
**Offensive Line. . . . . Steve Farmer**  
**Tight Ends . . . . . Luke Wells**  
**Defensive Line . . . . . Manny Michel**  
**Linebackers . . . . . Danilo Robinson**  
**Defensive Backs . . . . . Tim Rebowe**


## 2004 SCHEDULE

Sept. 4	at Auburn
Sept. 18	ARKANSAS
Sept. 25	ARKANSAS STATE
Oct. 2	at Wyoming
Oct. 9	at Idaho
Oct. 16	FLORIDA INTERNATIONAL
Oct. 23	at Florida Atlantic
Oct. 30	at North Texas
Nov. 6	UTAH STATE
Nov. 13	at Middle Tennessee
Nov. 20	LOUISIANA-LAFAYETTE

## 2003 RESULTS

Aug. 30	at LSU	L	7-49
Sep. 6	STEPHEN F. AUSTIN	L	21-23
Sep. 13	at Ole Miss	L	14-59
Sep. 20	NORTHWESTERN STATE	L	10-14
Sep. 27	at Utah State	L	10-28
Oct. 4	at Arkansas state	L	41-44
Oct. 11	at Louisiana-Lafayette	W	45-42
Oct. 25	NEW MEXICO STATE	L	14-21
Nov. 1	at Auburn	L	7-73
Nov. 8	NORTH TEXAS	L	26-28
Nov. 15	IDAHO	L	20-58
Nov. 25	at Troy	L	24-28

## RETURNING STATISTICAL LEADERS



CHRIS HARRIS

PASSING	ATT-CMP-INT	YDS	TDS	PCT		
Steven Jyles	360-201-12	2112	14	56		
RECEIVING	NO	YDS	AVG	AVG/GM	TD	
Kevin Payne	41	488	3	11.9	40.7	
Floyd Smith	37	403	1	10.9	33.6	
RUSHING	ATT	YDS	AVG	TD		
Kevin Payne	248	976	81.3	6		
Jason Schule	31	113	9.4	3		
TACKLES	TOTAL	SOLO	ASST	INT	SACKS	TFL (YDS)
John Winchester	93	41	52	0	0	4- (0.9)
Chris Harris	86	33	53	4	0	0-0

OPPONENTS • OPPONENTS • OPPONENTS • OPPONENTS • OPPONENTS • OPPONENTS • OPPONENTS • OPPONENTS

# Florida A&M University

OCTOBER 30, 2004

LOCKHART STADIUM • FORT LAUDERDALE, FL



## GENERAL INFORMATION

School Name . . . . . Florida A&M University  
 Location . . . . . Tallahassee, FL  
 Founded . . . . . 1887  
 Nickname . . . . . Rattlers  
 Colors . . . . . Orange and Green  
 Home Stadium . . . . . Bragg Memorial Stadium  
 Surface . . . . . Natural Grass  
 First Year of Football . . . . . 1906  
 National Affiliation . . . . . NCAA Division I-AA  
 Basic Offense . . . . . Gulf Coast (spread)  
 Basic Defense . . . . . 46, 43 alignments  
 Conference . . . . . Mid-Eastern Athletic  
 President . . . . . Dr. Fred Gainous  
 Interim Athletic Director . . . . . Dr. Joseph P. Ramsey, II

## MEDIA INFORMATION

SID . . . . . Alvin Hollins, Jr  
 Office Phone . . . . . (850) 599-3200/561-2701  
 Home Phone/Cell Phone . . . . . (850) 556-6265  
 E-mail . . . . . famusportsinfo@aol.com  
 Fax Number . . . . . (850) 599-3206  
 FB Press Box . . . . . (850) 599-3631  
 Web Site . . . . .  
<http://www.thefamurattlers.collegesports.com/>

## TEAM INFORMATION

Letter Winners Returning/Lost . . . . . 57/19  
 Starters Returning/Lost . . . . . 15/7  
 Final 2003 Record . . . . . 6-6

## COACHING STAFF

**Head Coach**  
 William "Billy" Joe

**Alma Mater**  
 Villanova, '63

**Record at School**  
 83-38-0 (10 years)

**Years as Collegiate Coach . . . . . 30+**

**Overall Record . . . . . 234-100-4**

**Bowl Record . . . . . 0-0**

**Office Phone . . . . . (850) 599-3723**



William (Billy) Joe

## ASSISTANT COACHES

**Offensive Coordinator/ Receivers . . . . . Jimmy Joe**  
**Defensive Coordinator/ Linebackers . . . . . Clifton Moore**  
**Quarterbacks . . . . . Mario Allen**  
**Offensive Line . . . . . Gregory Black**  
**Running Backs . . . . . Allen Bogan**  
**Defensive Backs . . . . . Derek Hill**  
**Defensive Ends/Special Teams . . . . . Terry Jones**  
**Defensive Tackles . . . . . Herbert Moore**


## 2004 SCHEDULE

Sept. 4	at Illinois
Sept. 11	at Tulane
Sept. 18	at Temple
Sept. 25	vs. Tennessee State
Oct. 2	VIRGINIA UNION
Oct. 9	NICHOLLS STATE
Oct. 16	at Virginia Tech
Oct. 23	SAVANNAH STATE
Oct. 30	FLORIDA ATLANTIC
Nov. 20	vs. Bethune-Cookman
Nov. 27	at Florida International

## 2003 RESULTS

Aug. 20	vs. Alabama State	L	22-38
Sep. 6	MORGAN STATE	W	26-7
Sep. 13	at Florida	L	3-63
Sep. 20	vs Tennessee State	W	10-7
Oct. 4	at Jackson State	W	28-14
Oct. 11	at Howard	L	14-16
Oct. 18	at North Carolina A&T	L	16-22
Oct. 25	Norfolk State	W	60-10
Nov. 1	at Hampton	W	34-23
Nov. 15	at South Carolina State	L	15-27
Nov. 22	vs Bethune-Cookman	L	35-39

## RETURNING STATISTICAL LEADERS



BEN DOUGHERTY

PASSING	ATT-CMP-INT	YDS	TDS	PCT		
Ben Dougherty	368-234-9	2,502	13	63.6		
RECEIVING	NO	YDS	AVG	AVG/GM	TD	
Rod Miller	71	829	11.7	69.1	6	
Cardan Alexander	53	594	11.2	49.5	3	
RUSHING	ATT	YDS	AVG	TD		
Rashard Pompey	163	721	4.4	6		
Ben Dougherty	155	674	4.3	8		
TACKLES	TOTAL	SOLO	ASST	INT	SACKS	TFL (YDS)
Justin Cooper	55	34	21	1	1	3.5 (22)
Edward Kwaku	50	37	13	1	0	1(0)





# Troy University

**NOVEMBER 6, 2004**  
**MOVIE GALLERY STADIUM • TROY, AL**



## GENERAL INFORMATION

School Name . . . . . Troy University  
 Location . . . . . Troy, AL  
 Founded . . . . . 1887  
 Nickname . . . . . Trojans  
 Colors . . . . . Cardinal, Silver and Black  
 Home Stadium . . . . . Movie Gallery Stadium  
 Surface . . . . . Artificial Turf  
 First Year of Football . . . . . 1909  
 National Affiliation . . . . . NCAA Division I-A  
 Basic Offense . . . . . Multiple  
 Basic Defense . . . . . 4-3  
 Conference . . . . . Sun Belt  
 Chancellor . . . . . Dr. Jack Hawkins, Jr  
 Athletic Director . . . . . Johnny Williams

## MEDIA INFORMATION

SID . . . . . Tom Strother  
 Office Phone . . . . . (334) 670-9727  
 Home Phone/Cell Phone . . . . . (334) 372-7034  
 E-mail . . . . . stroth@troyst.edu  
 Fax Number . . . . . (334) 670-5665  
 FB Press Box . . . . . (334) 670-3229  
 Web Site . . . . . http://www.troystate.com

## TEAM INFORMATION

Letter Winners Returning/Lost . . . . . 56/10  
 Starters Returning/Lost . . . . . 17/5  
 Final 2003 Record . . . . . 6-6

## COACHING STAFF

**Head Coach**  
 Larry Blakeney  
**Alma Mater**  
 Auburn '70  
**Record at School**  
 108-48-1 (13 years)  
**Years as Collegiate Coach** . . . . . 13  
**Overall Record** . . . . . same  
**Bowl Record** . . . . . 0-0  
**Office Phone** . . . . . (334) 670-3682



Larry Blakeney

## ASSISTANT COACHES

**Assistant Head Coach/  
 Wide Receivers** . . . . . Mike Turk  
**Defensive Coordinator/  
 Linebackers** . . . . . Vic Koenning  
**Offensive Coordinator/  
 Quarter Backs** . . . . . Mark Fleetwood  
**Tight Ends** . . . . . Brian Turner  
**Defensive Backs/  
 Recruiting Coordinator** . . . . . Jeremy Rowell  
**Defensive Tackles** . . . . . Ricky Logo  
**Defensive Ends** . . . . . Mike Pelton  
**Running Backs** . . . . . James Joseph


## 2004 SCHEDULE

Sept. 4	at Marshall
Sept. 9	MISSOURI
Sept. 18	at New Mexico State
Sept. 25	at South Carolina
Oct. 2	UTAH STATE
Oct. 16	at Arkansas State
Oct. 23	at LSU
Oct. 30	IDAHO
Nov. 6	FLORIDA ATLANTIC
Nov. 13	at Louisiana-Lafayette
Nov. 20	MIDDLE TENNESSEE

## 2003 RESULTS

Aug. 30	at Kansas State	L	5-41
Sep. 6	at Minnesota	L	7-48
Sep. 13	at UAB	W	20-9
Sep. 27	MARSHALL	W	33-24
Oct. 4	at Nebraska	L	0-30
Oct. 18	FLORIDA INTERNATIONAL	W	21-10
Oct. 25	at Virginia	L	0-24
Nov. 1	at North Texas	L	0-21
Nov. 8	at Middle Tennessee	L	20-27
Nov. 15	at Utah State	W	23-14
Nov. 22	LOUISIANA-MONROE	W	28-24

## RETURNING STATISTICAL LEADERS



DeMARCUS WARE

PASSING	ATT-CMP-INT	YDS	TDS	PCT		
Aaron Leak	259-110-12	1427	7	43		
RECEIVING	NO	YDS	AVG	AVG/GM	TD	
Jason Samples	48	620	12.9	51.7	5	
Bryant Stewart	17	291	17.1	24.2	1	
Toris Rutledge	12	136	11.3	12.4	0	
RUSHING	ATT	YDS	AVG	TD		
DeWhitt Betterson	244	1161	96.8	9		
Aaron Leak	126	208	17.3	3		
TACKLES	TOTAL	SOLO	ASST	INT	SACKS	TFL (YDS)
Derrick Ansley	94	53	41	9 (74)		
Robby Farmer	75	45	30	0		6 (6)

OPPONENTS • OPPONENTS • OPPONENTS • OPPONENTS • OPPONENTS





# Edward Waters College

**NOVEMBER 27, 2004**

**LOCKHART STADIUM • FORT LAUDERDALE, FL**



**GENERAL INFORMATION**

School Name . . . . . Edward Waters College  
 Location . . . . . Jacksonville, FL  
 Founded . . . . . 1866  
 Nickname . . . . . Tigers  
 Colors . . . . . Purple and Orange  
 Home Stadium . . . . . William M Raines High School (8,000)  
 Surface . . . . . Natural Grass  
 First Year of Football . . . . . 2002  
 National Affiliation . . . . . NAIA  
 Conference . . . . . NAIA  
 President . . . . . Dr. Jimmy R. Jenkins Sr.  
 Athletic Director . . . . . Johnny Rembert

**MEDIA INFORMATION**

SID . . . . . Henry Smith  
 Office Phone . . . . . (904) 470-8275  
 Home Phone/Cell Phone . . . (904) 716-8480  
 E-mail . . . . . hsmith@ewc.edu  
 Fax Number . . . . . (904) 470-8039  
 FB Press Box . . . . . TBA  
 Web Site . . . . . http://www.ewc.edu

**TEAM INFORMATION**

Letter Winners Returning/Lost . . . . . 27/4  
 Starters Returning/Lost . . . . . 11/5  
 Final 2003 Record . . . . . 7-4

**COACHING STAFF**

**Head Coach**  
 Lamonte Massie

**Record at School**  
 15-16 (2years)

**Overall Record**  
 115-112

**Bowl Record** . . . . . 0-0

**Office Phone** . . . . . (904) 470-8282




Lamonte Massie

**ASSISTANT COACHES**

**Offensive Line** . . . . . Marshun Middleton  
**Defensive Line** . . . . . Chris Carr  
**Running Backs** . . . . . Anthony Galloway  
**Defensive Coordinator** . . . . . Arthur Daviss  
**SAM Linebackers** . . . . . Tavaris Johnson  
**Defensive Ends/**  
**Special Teams** . . . . . Terry Jones  
**Defensive Tackles** . . . . . Herbert Moore

2004 SCHEDULE		
Aug.	28	ELIZABETH CITY STATE UNIV.
Sept.	11	Shaw
Sept.	18	at Huntingdon
Oct.	2	WEBBER INTERNATIONAL
Oct.	9	at Clarke-Atlanta
Oct.	16	at Allen
Oct.	23	STILLMAN
Oct.	30	LANE
Nov.	6	Barber-Sotia
Nov.	13	at Lincoln
Nov.	27	at Florida Atlantic



DEXTER DAVIS

OPPONENTS • OPPONENTS • OPPONENTS • OPPONENTS • OPPONENTS • OPPONENTS • OPPONENTS • OPPONENTS • OPPONENTS • OPPONENTS

LARRY TAYLOR


Active players who have played in every game of program's history: Jared Allen, William Gray, Yrvens Guerrier, Chris Laskowski, Chris McKinley, Mark Myers, Johnnie Sloan, Larry Taylor and Brittney Tellis.



YRVENS GUERRIER



BRITTNEY TELLIS



MARK MYERS



CHRIS MCKINLEY




# Review

In this  
section...

2003 GAME  
STATISTICS

SPECIAL TEAMS WAS CREDITED WITH TWO TDS.



## Florida Atlantic 20, Middle Tennessee 19

FLOYD STADIUM, MURFREESBORO, TN  
AUGUST 28, 2003, 8 P.M. FAU 1-0, MTSU 0-1



### SCORING BY QUARTERS

Florida Atlantic	0	7	0	20	-	20
Middle Tennessee	0	9	0	10	-	19

Att: 23,261 Time: 8:00 cst Temp: 86

Notes: First Division I-A victory for FAU. Program's 22nd game.

#### FIRST QUARTER

No Score

#### SECOND QUARTER

10:46 MTSU - McAfee, N 10 yard pass from Hines, A (Kelly, B kick failed). 7 plays, 40 yards, TOP 2:50, FAU 0 - MTSU 6

02:29 FAU - Osborne, T 0 yd block punt return (Myers, M kick). FAU 7 - MTSU 6

00:09 MTSU - Kelly, B 37 yd field goal. 5 plays, 31 yards, TOP 0:43, FAU 7 - MTSU 9

#### THIRD QUARTER

No score

#### FOURTH QUARTER

11:20 MTSU - Kelly, B 25 yd field goal. 12 plays, 64 yards, TOP 5:32, FAU 7 - MTSU 12.

06:11 MTSU - Gross, E 11 yd run (Kelly, B kick). 2 plays, 15 yards, TOP 0:36, FAU 7 - MTSU 19.

00:00 FAU - Bynes, R 62 yd pass from Allen, J. 8 plays, 98 yards, TOP 1:42, FAU 20 - MTSU 19.

### TEAM STATISTICS

	FAU	MTSU
First Downs	11	18
Rushes-Yards	32-42	44-183
Passing-Yards	29-215	35-160
Att-Comp-Int	29-18-2	35-19-0
Total Yards	257	343
Punts-Avg.	8-46.9	10-34.8
Punt Returns	5-44	5-5
Kickoff Returns	3-55	0-0
Interceptions Returns	0-0	2-20
Penalties-Yards	10-81	11-120
Fumbles-Lost	0-0	0-0
Sacks	1-4	5-30
3rd Down Conversions	4 of 14	4 of 18
4th Down Conversions	1 of 2	0 of 2
Time of Possession	27:16	32:44

### FLORIDA ATLANTIC

RUSHING	ATT	YDS	TD	LG
Parker, D	11	22	0	6
Barron, D	8	22	0	7
Allen, J	10	5	0	8
Harper, E	1	1	0	1
Team	1	-1	0	0
Embick, D	1	-7	0	-7

PASSING	ATT-CMP-INT	YDS	TD	LG	SCK
Allen, J	28-17-2	208	2	62	4
Embick, D	1-1-0	7	0	7	1

RECEIVING	NO	YDS	TD	LG
Bynes, R	6	126	2	62
Parker, D	4	19	0	11
C-Hill	3	33	0	17
Taylor, L	2	13	0	17
Prudenti, M	1	15	0	15
Harper, E	1	8	0	8
Barron, D	1	1	0	1

PUNTING	NO	YDS	AVG	LONG	IN20
Rosas, A	8	375	46.9	57	2

KICK-OFF RETURNS	NO	YDS	LG
Prudenti, M	2	30	16
Jackson, A	1	25	25

INTERCEPTION	NO	YDS	LG
None			

### DEFENSIVE LEADERS

Unassisted Tackles: 9 - Swain, O, 6 - Higgins, T  
Assisted Tackles: 4 - McKinley, C 3 Amaya, C.

### MIDDLE TENNESSEE

RUSHING	ATT	YDS	TD	LG
Gross, E	19	86	1	21
Calloway, D	14	84	0	20
Hines, A	9	16	0	11
Alsup, W	1	3	0	3
Davis, K	1	6	-6	0

PASSING	ATT-CMP-INT	YDS	TD	LG	SCK
Hines, A	34-19-0	160	1	22	1
Smith C	1-0-0	0	0	0	0

RECEIVING	NO	YDS	TD	LG
Wright, K	8	85	0	22
Alsup, W	2	19	0	11
Calloway, D	2	17	0	9
Gross, E	2	17	0	9
Williams, S	2	9	0	9
McAfee, N	1	10	1	10
Holt, J	1	5	0	5
Joyner, H	1	-2	0	0

PUNTING	NO	YDS	AVG	LONG	IN20
Smith, C	9	348	38.7	53	2


KICK-OFF RETURNS	NO	YDS	LG
None			

PUNT RETURNS	NO	YDS	LG
Henry, C	5	5	7

INTERCEPTIONS	NO	YDS	LG
Lynch, B	1	18	18
Woods, M	1	2	2

### DEFENSIVE LEADERS

Unassisted Tackles: 8 - Lynch, B, 7, Fite, A Assisted Tackles: 3 - Bonner, J



## Valdosta State 45, Florida Atlantic 17

LOCKHART STADIUM, FT. LAUDERDALE, FL, SEP 6, 2003, 4 P.M. FAU 1-1, VSU 2-0



### SCORING BY QUARTERS

Valdosta State	7	14	17	7	-	45
Florida Atlantic	0	10	0	7	-	17

Att: : 4,758      Time: 4:00      Temp: 89

Notes: First game played at Lockhart Stadium

#### FIRST QUARTER

13:58 VSU - Williford, D 47 yd fumble recovery (Rhody, W kick). VSU 7 - FAU 0

#### SECOND QUARTER

12:52 FAU - Myers, M 32 yd field goal. 7 plays, 66 yards, TOP 3:29 VSU 7 - FAU 3.

05:01 VSU - Zellner, A 10 yd pass from Wilkes, B (Rhody, W kick). 11 plays, 76 yards, TOP 5:07. VSU 14 - FAU 3

03:43 VSU - Wright, N 14 yd pass from Wilkes, B (Rhody, W kick). 11 plays, 14 yards, Top 0:11 VSU 21-FAU 3.

02:27 FAU - Bynes, R 43 yd pass from Allen, J (Myers, M kick). 5 plays, 75 yards, TOP 1:16. VSU 21 - FAU 10.

#### THIRD QUARTER

12:24 VSU - Thomas, R 13 yd pass from Wilkes, B (Rhody, W kick). 7 plays, 55 yards, TOP 2:45 VSU 28 - FAU 10.

10:44 VSU - Adams, B 11 yd pass from Wilkes, B (Rhody, W kick). 4 plays, 38 yards, TOP 1:31. VSU 35 - FAU 10

01:59 VSU - Rhody, W 35 yd field goal. 12 plays, 38 yards, TOP 1:31.

#### FOURTH QUARTER

11:24 FAU - Sanchez, A 4 yd run (Myers, M kick). 13 plays, 69 yards, TOP 5:35. VSU 38- FAU 17.

03:10 VSU - Robinson, T 1 yd run (Rhody, W kick). 4 plays, 48 yards, TOP 0:41 VSU 45 - FAU 17.

### TEAM STATISTICS

	VSU	FAU
First Downs	26	31
Rushes-Yards	24-73	40-152
Passing-Yards	49-381	31-277
Att-Comp-Int	49-35-1	31-21-1
Total Yards	454	429
Punts-Avg.	5-40.0	5-36.2
Punt Returns	2-14	2-5
Kickoff Returns	3-55	0-0
Interceptions Returns	1-16	1-18
Penalties-Yards	5-47	10-80
Fumbles-Lost	3-1	4-3
Sacks	5-44	1-7
3rd Down Conversions	5 of 12	3 of 13
4th Down Conversions	0 of 0	2 of 3
Time of Possession	31:13	28:47

### VALDOSTA STATE

RUSHING	ATT	YDS	TD	LG
Robinson, T	9	44	1	10
Jenkins, A	10	21	0	9
Tarpley, L	1	6	0	6
Wilkes	4	2	0	5

PASSING	ATT-CMP-INT	YDS	TD	LG	SCK
Wilkes, B	49-35-1	381	443	1	

RECEIVING	NO	YDS	TD	LG
Thomas, R	8	64	1	13
Zellner, A	5	85	1	30
Wright, N	5	56	1	14
Jordan, T	5	40	0	12
Jenkins, A	5	16	0	5
Adams, B	4	87	1	43
Lofton, G	3	33	0	27

PUNTING	NO	YDS	AVG	LONG	IN20
Barnett, K	5	200	40.0	48	2

KICK-OFF RETURNS	NO	YDS	LG
Robinson, T	2	32	17

PUNT RETURNS	NO	YDS	LG
Adams, B	2	14	13

INTERCEPTION	NO	YDS	LG
Williford, D	1	16	16

#### DEFENSIVE LEADERS

UNASSISTED TACKLES: 5 - Burkes, 4 - 3

ASSISTED TACKLES: 5 - Cost, J, 4 - 3

### FLORIDA ATLANTIC

RUSHING	ATT	YDS	TD	LG
Jackson, A	9	68	0	30
Barron, D	12	63	0	19
Sanchez, A	6	28	1	12
Taylor, L	1	23	0	23
Parker, D	6	20	0	10
Embick, D	1	-3	0	0
Allen, J	5	-47	0	0

PASSING	ATT-CMP-INT	YDS	TD	LG	SCK
Allen, J	22-16-1	225	1	50	4
Embick, D	8-5-0	52	0	16	1

RECEIVING	NO	YDS	TD	LG
Bynes, R	5	98	1	43
Tellis, B	4	88	0	50
C-Hill	4	45	0	25
Harper, E	3	16	0	9
Parker, D	2	12	0	9
Taylor, L	1	14	0	14
Prudenti, M	1	12	0	12
Sanchez, A	1	1	0	1

PUNTING	NO	YDS	AVG	LONG	IN20
Rosas, A	5	181	36.2	45	0

KICK-OFF RETURNS	NO	YDS	LG
Prudenti, M	2	50	25
McGahee, C	1	35	35
Jackson, A	3	70	29

PUNT RETURNS	NO	YDS	LG
Prudenti	2	5	7

INTERCEPTIONS	NO	YDS	LG
Terry, J	1	18	18

#### DEFENSIVE LEADERS

Unassisted Tackles: 5 - Swain, Q, 4 - three

Assisted Tackles: 5 - Terry, J, Skinner, Q, 4 - Higgins, T.





## UCF 33, Florida Atlantic 29

CITRUS BOWL, ORLANDO, FL, SEP 13, 2003,  
6 P.M. FAU 1-2, UCF 1-1



### SCORING BY QUARTERS

Florida Atlantic	0	14	0	15	-	29
UCF	0	14	3	16	-	33

Att: 25,144      Time: 6:00      Temp: 88

Notes: First game an FAU quarter back has thrown for 3 TDs.

#### FIRST QUARTER

NO SCORE

#### SECOND QUARTER

**14:54 FAU** - Coker, B 5 yd pass from Allen, J (Myers, M kick). 9 plays, 80 yards, TOP 2:55. FAU 7 - UCF 0.

**10:20 UCF** - Marshall, B 29 yd pass from Schneider, R (Prater, M kick). 8 plays, 80 yards, TOP 4:34, FAU 7 - UCF 7.

**02:47 UCF** - Huggins, L 16 yd pass from Schneider, R (Prater, M kick), 11 plays, 92 yards, TOP 5:16, FAU 7 - UCF 14

**00:27 FAU** - Crissinger-Hill 40 yd pass from Allen, J (Myers, M kick). 9 plays, 80 yards, TOP 2:20, FAU 14 - UCF 14.

#### THIRD QUARTER

**04:41 UCF** - Prater, M 43 yd field goal 7 plays, 40 yards, TOP 2:44, FAU 14 - UCF 17.

#### FOURTH QUARTER

**14:47 UCF** - Prater, M 38 yd field goal. 7 plays, 40 yards, TOP 2:44, FAU 14 - UCF 20.

**12:04 FAU** - Sanchez, A 2 yd run (Myers, M kick) 6 plays, 80 yards, TOP 2:37, FAU 21 - UCF 20.

**08:39 UCF** - Johnson, D 1 yd pass from Schneider, R (Schneider, R pass failed) 13 plays, 75 yards, TOP 3:17, FAU 21 - UCF 26.

**02:26 UCF** - Haynes, A 10 yd run (Prater, M kick). 5 plays, 77 yards, TOP 3:26, FAU 21 - UCF 33

**00:39 FAU** - Crissinger-Hill 5 yd pass from Allen, J (Bynes, R pass from Allen, J) 10 plays, 81 yards, TOP 1:45, FAU 29 - UCF 33

TEAM STATISTICS	FAU	UCF
First Downs	23	24
Rushes-Yards	31-102	24-68
Passing-Yards	40-352	52-497
Att-Comp-Int	49-35-1	31-21-1
Total Yards	454	565
Punts-Avg.	7-36.9	2-42.5
Punt Returns	0-0	4-10
Kickoff Returns	5-94	2-53
Interceptions>Returns	2-38	0-0
Penalties-Yards	14-140	17-145
Fumbles-Lost	0-0	2-0
Sacks	0-0	3-22
3rd Down Conversions	4 of 14	12 of 18
4th Down Conversions	2 of 2	0 of 0
Time of Possession	27:17	32:43

#### FLORIDA ATLANTIC

RUSHING	ATT	YDS	TD	LG
Jackson, A	6	44	0	20
Parker, D	8	36	0	14
Barron, D	7	16	0	4
Sanchez, A	2	7	1	5
Allen, J	8	-1	0	6

PASSING	ATT-CMP-INT	YDS	TD	LG	SCK
Allen, J	40-26-0	352	3	53	3

RECEIVING	NO	YDS	TD	LG
Crissinger-Hill	8	135	2	40
Tellis, B	6	82	0	24
Bynes, R	3	38	0	20
Taylor, L	2	58	0	53
Harper, E	2	0	0	0
Barron, D	1	18	0	18
Prudenti, M	1	7	0	7
Sanchez, A	1	5	0	5
Coker, B	1	5	1	5
Parker, D	1	4	0	4

PUNTING	NO	YDS	AVG	LONG	IN20
Rosas, A	7	258	36.9	43	4

KICK-OFF RETURNS	NO	YDS	LG
Jackson, A	4	94	25

PUNT RETURNS	NO	YDS	LG
None			

INTERCEPTIONS	NO	YDS	LG
Gordon, L	1	0	0
Skinner, Q	1	38	0

#### DEFENSIVE LEADERS

Unassisted Tackles: 9 - Amaya, C, 6 - Roundtree, C, Higgins, T.

Assisted Tackles: 1 - several

#### UCF

RUSHING	ATT	YDS	TD	LG
Haynes, A	20	74	1	23
Brown, D	2	6	0	5
Schneider, R	1	4	0	4

PASSING	ATT-CMP-INT	YDS	TD	LG	SCK
Schneider, R	52-37-2	497	3	63	0

RECEIVING	NO	YDS	TD	LG
Capers, T	9	89	0	29
Huggins, L	7	92	1	22
Marshall, B	5	104	1	44
Walker, M	4	104	0	63
Peterson, A	4	48	0	25
Fluellen, D	2	17	0	12
Johnson, D	2	10	1	9
Haynes, A	2	8	0	4
Brown, D	1	13	0	13
Wilcox, D	1	12	0	12

PUNTING	NO	YDS	AVG	LONG	IN20
Capers, T	4	10	6		

KICK-OFF RETURNS	NO	YDS	LG
Huggins, L	2	53	28

PUNT RETURNS	NO	YDS	LG
Connelly, M	2	21	18

INTERCEPTIONS	NO	YDS	LG
None			


#### DEFENSIVE LEADERS

Unassisted Tackles: 8 - Bigby, A, 5 - Poe, A, Bray, G

Assisted Tackles: 4 - Poe, A, 3 - several

## Florida Atlantic 13, Youngstown State 6

STAMBAUGH STADIUM, YOUNGSTOWN, OH,  
SEP 20, 2003, 7 P.M. FAU 2-2, YSU 2-2



### SCORING BY QUARTERS

Florida Atlantic	3	3	7	0	-	13
Youngstown	0	3	0	3	-	6

Att: 16,891 Time: 7:00 Temp: 64

Notes: Set a new record for fewest points allowed, 6.

#### FIRST QUARTER

08:59 FAU - Myers, M 22 yd field goal. 12 plays, 48 yards, TOP 6:01. FAU 3 - YSU 0.

#### SECOND QUARTER

04:56 YSU - Terricina, N 41 yd field goal. 16 plays, 58 yards, TOP 7:04. FAU 3 - YSU 3.

00:08 FAU - Myers, M 44 yd field goal. 4 plays, 33 yards, TOP 0:49. FAU 6 - YSU 3.

#### THIRD QUARTER

08:10 FAU - Bynes, R 7 yd pass from Allen, J (Myers, M kick). 12 plays, 82 yards, TOP 5:02. FAU 13 - YSU 3.

#### FOURTH QUARTER

09:34 YSU - Terricina, N 37 yd field goal. 7 plays, 37 yards, TOP 2:23. FAU 13 - YSU 6.

### TEAM STATISTICS

	FAU	YSU
First Downs	14	16
Rushes-Yards	35-48	40-158
Passing-Yards	31-245	26-119
Att-Comp-Int	31-19-0	26-12-1
Total Yards	293	277
Punts-Avg.	4-35.3	3-42.1
Punt Returns	4-19	3-17
Kickoff Returns	3-70	4-81
Interceptions Returns	1-0	0-0
Penalties-Yards	5-46	6-40
Fumbles-Lost	0-0	0-0
Sacks	0-0	3-22
3rd Down Conversions	4 of 10	4 of 26
4th Down Conversions	1 of 1	1 of 3
Time of Possession	32:25	27:35

### FLORIDA ATLANTIC

RUSHING	ATT	YDS	TD	LG
Barron, D	10	39	0	7
Jackson, A	7	23	0	9
Parker, D	5	11	0	3
Sanchez, A	1	-2	0	0
Allen, J	9	-18	0	5

PASSING	ATT-CMP-INT	YDS	TD	LG	SCK
Allen, J	29-18-0	241	1	41	4
Embick, D	2-1-0	4	0	4	0

RECEIVING	NO	YDS	TD	LG
Bynes, R	7	122	1	41
Crissinger-Hill	4	67	0	27
Tellis, B	4	38	0	19
Prudenti, M	2	17	0	12
Taylor, L	1	4	0	4
Jackson, A	1	-3	0	0

PUNTING	NO	YDS	AVG	LONG	IN20
Rosas, A	9	318	35.3	44	3

KICK-OFF RETURNS	NO	YDS	LG
Jackson, A	1	48	48
Sanchez, A	1	12	12
McGahee, C	1	10	10

PUNT RETURNS	NO	YDS	LG
Prudenti, M	4	19	8

INTERCEPTIONS	NO	YDS	LG
Skinner, Q	1	0	0

#### DEFENSIVE LEADERS

Unassisted Tackles: 4--Swain, Q, Laskowski, C, Gray, W, Skinner, Q

Assisted Tackles: 7 - Swain

### YOUNGSTOWN STATE

RUSHING	ATT	YDS	TD	LG
Doby, J	8	59	0	20
Burns, M	6	46	0	30
Rycraft, M	9	37	0	21
Marshall, A	14	21	0	10
Cayson, J	3	-5	0	0

PASSING	ATT-CMP-INT	YDS	TD	LG	SCK
Marshall, A	18-8-1	82	0	22	3
Rycraft, M	7-4-0	37	0	25	1
Bishop, J	1-0-0	0	0	0	0

RECEIVING	NO	YDS	TD	LG
Roberts, M	4	21	0	13
Smith, K	3	49	0	22
Larmon, P	2	36	0	25
DiMauro, C	1	10	0	10
Cayson, J	1	2	0	2
Carlson, S	1	1	0	1

PUNTING	NO	YDS	AVG	LONG	IN20
Bishop, J	7	295	42.1	51	3

KICK-OFF RETURNS	NO	YDS	LG
Peterson, D	1	23	23
Preston, D	2	41	24
Forro, N	1	17	17

PUNT RETURNS	NO	YDS	LG
Smith, K	3	17	9


INTERCEPTIONS	NO	YDS	LG
None			

#### DEFENSIVE LEADERS

Unassisted Tackles: 4 - Bracken, M, Marcum, Y

Assisted Tackles: 7 - Bracken, M, 6 - Marcum, Y





## Florida Atlantic 28, Illinois State 10

HANCOCK STADIUM, NORMAL, IL,  
SEP 27, 2003, 4 P.M. FAU 3-2, ISU 3-2



### SCORING BY QUARTERS

Florida Atlantic	0	14	7	7	-	28
Illinois State	0	10	0	0	-	10

Att: 6,837      Time: 2:30      Temp: 59

Notes: Crissinger-Hill tied a school record for TD receptions in a single season.

#### FIRST QUARTER

No score

#### SECOND QUARTER

**09:31 ILS** - Robinson, L 21 yd pass from Souza, M (Carrol, S kick). 7 plays, 66 yards, TOP 2:34, FAU 0 - ILS 7.

**06:21 FAU** - Crissinger-Hill 67 yd pass from Allen, J (Myers, M kick). 2 plays, 69 yards, TOP 0:51, FAU 7 - ILS 7.

**02:34 FAU** - Crissinger-Hill 9 yd pass from Allen, J (Myers, M kick). 6 plays, 51 yards, TOP 2:37, FAU 14 - ILS 7.

**00:06 ILS** - Carroll, S 47 yd field goal. 14 plays, 60 yards, TOP 2:20, FAU 14 - ILS 10.

#### THIRD QUARTER

**06:03 FAU** - Jackson, A 9 yd run (Myers, M kick). 4 plays, 36 yards, TOP 1:29, FAU 21 - ILS 10.

#### FOURTH QUARTER

**14:37 FAU** - Sanchez, A 21 yd run (Myers, M kick). 6 plays, 59 yards, TOP 1:02, FAU 28 - ILS 10.

### TEAM STATISTICS

	FAU	ISU
First Downs	16	18
Rushes-Yards	41-76	46-229
Passing-Yards	26-226	39-100
Att-Comp-Int	26-15-0	39-13-2
Total Yards	302	329
Punts-Avg.	9-39.8	9-34.6
Punt Returns	2-4	3-14
Kickoff Returns	3-27	3-55
Interceptions>Returns	2-55	0-0
Penalties-Yards	11-110	12-112
Fumbles-Lost	0-0	0-0
Sacks	1-7	3-22
3rd Down Conversions	6 of 15	4 of 18
4th Down Conversions	0 of 0	1 of 3
Time of Possession	32:19	27:41

### FLORIDA ATLANTIC

RUSHING	ATT	YDS	TD	LG
Sanchez, A	9	43	1	21
Barron, D	6	24	0	13
McGahee, C	1	21	0	21
Jackson, A	16	19	1	9
Parker, D	3	-3	0	2
Team	1	-4	0	0
Embick, D	1	-9	0	0
Allen, J	4	-15	0	7

PASSING	ATT	CMP	INT	YDS	TD	LG	SCK
Allen, J	26	15	0	226	2	67	3

RECEIVING	NO	YDS	TD	LG
Crissinger-Hill	4	88	2	67
Taylor, L	4	49	0	28
Prudenti, M	3	41	0	19
Bynes, R	2	24	0	12
Tellis, B	1	20	0	20
Jackson, A	1	4	0	4

PUNTING	NO	YDS	AVG	LONG	IN20
Rosas, A	9	358	39.8	56	4

KICK-OFF RETURNS	NO	YDS	LG
McGahee, C	3	27	14

PUNT RETURNS	NO	YDS	LG
Prudenti, M	2	4	6

INTERCEPTIONS	NO	YDS	LG
Laskowski, C	1	40	40
Roundtree, C	1	15	15

### DEFENSIVE LEADERS

Unassisted Tackles: 5 - Walker, J, Laskowski, C, Hughley.  
Assisted Tackles: 4 - Sloan, J, Rickards, R, Pugh, J.

### ILLINOIS STATE

RUSHING	ATT	YDS	TD	LG
Edwards, S	17	98	0	21
Souza, M	15	83	0	14
Johnson, D	13	49	0	21
Kreger, K	1	-1	0	0

PASSING	ATT	CMP	INT	YDS	TD	LG	SCK
Souza, M	39	13	2	100	1	21	1

RECEIVING	NO	YDS	TD	LG
Smith, D	3	16	0	8
Robinson, L	2	39	1	21
Massengale, A	2	14	0	12
Edwards, S	2	2	0	4
Johnson, D	2	0	0	3
Larson, M	2	21	0	21
Bullock, L	1	8	0	8

PUNTING	NO	YDS	AVG	LONG	IN20
Hoffman, R	2	82	41.0	43	1
Maskel, T	7	229	32.7	60	0


KICK-OFF RETURNS	NO	YDS	LG
Bullock, L	1	17	15
Walkins, J	2	38	20

PUNT RETURNS	NO	YDS	LG
Papoccia, A	1	0	0
Walkins, J	2	14	14

INTERCEPTIONS	NO	YDS	LG
None			

### DEFENSIVE LEADERS

Unassisted Tackles: : 6 - Grigsby, B  
Assisted Tackles: 9 - Grigsby, B, Gilot, G



## Florida Atlantic 27, Texas State 14 LOCKHART STADIUM, FT. LAUDERDALE, FL, OCT. 4, 2003, 4 P.M. FAU 4-2, TXST 3-3



### SCORING BY QUARTERS

Texas State	0	7	7	0	-	14
Florida Atlantic	6	0	7	14	-	27

Att: 4,358      Time: 4:00      Temp: 86

Notes: FAU extends win streak to 3.

#### FIRST QUARTER

03:05 FAU - Sanchez, A 1 yd run (Myers, M kick blocked). 9 plays, 53 yards, TOP 4:28 TXST 0 - FAU 6

#### SECOND QUARTER

10:13 TXST - Harris, T 1 yd run (Dietz, S kick). 17 plays, 75 yards, TOP 7:52 TXST 7 - FAU 6

#### THIRD QUARTER

14:08 FAU - Crissinger-Hill 73 yd pass from Allen, J (Myers, M kick) 2 plays, 78 yards, TOP 0:52 TXST 7 - FAU 13.

12:51 TXST - Harris, T 13 yd run (Dietz, S kick). 5 plays, 66 yards, TOP 1:17 TXST 14 - FAU 13.

#### FOURTH QUARTER

14:54 FAU - Jackson, A 10 yd run (Myers, M kick) 6 plays, 70 yards, TOP 2:05 TXST 14 - FAU 20.

03:18 FAU - Parker, D 2 yd run (Myers, M kick) 17 plays, 78 yards, TOP 9:26. TXST 14 - FAU 27.

### TEAM STATISTICS

	TXST	FAU
First Downs	17	29
Rushes-Yards	23-66	56-187
Passing-Yards	42-249	26-269
Att-Comp-Int	42-23-0	26-15-0
Total Yards	315	456
Punts-Avg.	6-48.2	3-35.0
Punt Returns	2-1	4-11
Kickoff Returns	3-64	1-22
Interceptions Returns	0-0	0-0
Penalties-Yards	15-143	8-76
Fumbles-Lost	0-0	2-2
Sacks	4-42	3-15
3rd Down Conversions	7 of 15	9 of 16
4th Down Conversions	1 of 2	1 of 3
Time of Possession	23:05	36:55

### TEXAS STATE

RUSHING	ATT	YDS	TD	LG
Harris, T	5	22	2	13
Nealy, B	12	16	0	18
Carpenter, K.	3	15	0	9
Smith, J	1	8	0	8
Freeman, D	1	4	0	4
Harden, A	1	1	0	1

PASSING	ATT-CMP-INT	YDS	TD	LG	SCK
Nealy, B	42-23-0	249	0	41	3

RECEIVING	NO	YDS	TD	LG
Carpenter, K	7	52	0	10
Harden, A	5	31	0	13
Samuels, K	3	52	0	21
Freeman, D	3	13	0	7
Tyson, J	2	52	0	21
Chekwa, I	2	44	0	36
Smith, J	1	5	0	5

PUNTING	NO	YDS	AVG	LONG	IN20
Elolf, C	6	289	48.2	62	1

KICK-OFF RETURNS	NO	YDS	LG
Murphy, R	3	64	24

PUNT RETURNS	NO	YDS	LG
Smith, J	2	1	1

INTERCEPTION	NO	YDS	LG
None			

#### DEFENSIVE LEADERS

Unassisted Tackles: 9 - Musgrove, W, 7- Simmons, D  
Mazard, G, Dellarose, J  
Assisted Tackles: 6 - Simmons, D.

### FLORIDA ATLANTIC

RUSHING	ATT	YDS	TD	LG
Jackson, A	17	110	1	31
Parker, D	17	77	1	10
Barron, D	8	27	0	8
Sanchez, A	5	11	1	4
Bynes, R	1	2	0	2
Embick, D	1	0	0	0
Allen, J	7	-40	0	14

PASSING	ATT-CMP-INT	YDS	TD	LG	SCK
Allen, J	26-15-0	269	1	73	4

RECEIVING	NO	YDS	TD	LG
Crissinger-Hill	7	169	1	73
Taylor, L	4	57	0	19
Bynes, R	1	19	0	19
Barron, D	1	18	0	18
Tellis, B	1	10	0	10
Sanchez, A	1	5	0	5

PUNTING	NO	YDS	AVG	LONG	IN20
Rosas, A	3	105	35.0	37	2

KICK-OFF RETURNS	NO	YDS	LG
Jackson, A	1	22	22


PUNT RETURNS	NO	YDS	LG
Prudenti, M	4	11	8

INTERCEPTIONS	NO	YDS	LG
None			

#### DEFENSIVE LEADERS

Unassisted Tackles: 5 - Skinner, Q, 4 - Hughley, W  
Assisted Tackles: 3 - Skinner, Q, Roundtree, C





## Florida Atlantic 21, Northern Colorado 19

LOCKHART STADIUM, FT. LAUDERDALE, FL,  
OCT. 18, 2003, 4 P.M. FAU 6-2, UNC 5-2



### SCORING BY QUARTERS

UNC	6	0	6	7	-	19
FAU	7	7	0	7	-	21

Att: 4,255      Time: 4:00      Temp: 83

Notes: FAU extends win-streak to 5. Willie Hughley intercepted a pass for his second TD return.

#### FIRST QUARTER

9:50 UNC - Matthews, A 30 yd pass from Christensen, T (Zaitz, J kick failed). 11 plays, 80 yards, TOP 5:10. UNC 6, FAU 0.

01:22 FAU - Crissinger-Hill 5 yd pass from Allen, J (Myers, M kick), 9 plays, 83 yards, TOP 4:08. UNC 6, FAU 7.

#### SECOND QUARTER

06:20 - Hughley, W 63 yd interception return (Myers, M kick). UNC 6, FAU 14

#### THIRD QUARTER

07:11 UNC - Jackson, V 52 yd pass from Christensen, T (Cristensen, T pass failed). 3 plays, 60 yards, TOP 0:50. UNC 12, FAU 14.

#### FOURTH QUARTER

11:58 FAU - Bynes, R 11 yd pass from Embick, D (Myers, M kick). 8 plays, 80 yards, TOP 2:55 UNC 12, FAU 21.

05:13 UNC - Matthews, A 15 yd run (Zaitz, J kick). 4 plays, 80 yards, TOP 1:24. UNC 19, FAU 21.

### TEAM STATISTICS

	UNC	FAU
First Downs	21	19
Rushes-Yards	36-173	47-108
Passing-Yards	23-254	24-257
Att-Comp-Int	23-12-3	24-19-1
Total Yards	427	365
Punts-Avg.	5-49.2	6-36.7
Punt Returns	2-6	2-61
Kickoff Returns	1-5	4-48
Interceptions>Returns	1-12	3-74
Penalties-Yards	5-41	11-97
Fumbles-Lost	0-0	0-0
Sacks	5-30	2-22
3rd Down Conversions	6 of 12	6 of 14
4th Down Conversions	0 of 0	0 of 0
Time of Possession	26:13	33:47

### NORTHERN COLORADO

RUSHING	ATT	YDS	TD	LG
Matthews, A	23	151	1	19
Wilson, A	8	32	0	20
Scott, R	2	8	0	7
Nevarez, M	1	4	0	4
Christensen, T	2	-11	0	0

PASSING	ATT-CMP-INT	YDS	TD	LG	SCK
Christensen, T	23-12-3	254	2	53	2

RECEIVING	NO	YDS	TD	LG
Farbes, J	4	49	0	25
Jackson, V	2	78	1	52
Dundley, B	2	68	0	53
Sweitzer, P	2	37	0	25
Matthews, A	1	30	1	30
Scott, R	1	-8	0	0

PUNTING	NO	YDS	AVG	LONG	IN20
Harter, C	5	246	49.2	76	1

KICK-OFF RETURNS	NO	YDS	LG
Wilson, A	1	5	5

PUNT RETURNS	NO	YDS	LG
Jackson, V	1	-6	0

INTERCEPTIONS	NO	YDS	LG
None			

#### DEFENSIVE LEADERS

Unassisted Tackles: 6 - Gebhardt, G, 5 - Smith, T.  
Assisted Tackles: 4 - Rohloff, C.

### FLORIDA ATLANTIC

RUSHING	ATT	YDS	TD	LG
Jackson, A	21	113	2	21
Parker, D	5	23	0	8
Barron, D	6	15	0	7
Harper, E	1	-3	0	0
Team	3	-8	0	0
Allen, J	4	-12	0	0

PASSING	ATT-CMP-INT	YDS	TD	LG	SCK
Allen, J	13-9-0	152	1	39	3
Embick, D	8-6-0	51	1	32	0

RECEIVING	NO	YDS	TD	LG
Crissinger-Hill	5	57	1	32
Bynes, R	3	71	1	39
Taylor, L	3	51	0	36
Tellis, B	2	13	0	8
Parker, D	1	9	0	9
Embick, D	1	2	0	2

PUNTING	NO	YDS	AVG	LONG	IN20
Rosas, A	5	209	41.8	49	2

KICK-OFF RETURNS	NO	YDS	LG
McGahee, C	2	48	31
Jackson, A	1	24	24


PUNT RETURNS	NO	YDS	LG
Prudenti, M	2	13	16

INTERCEPTIONS	NO	YDS	LG
Hughley, W	1	0	0

#### DEFENSIVE LEADERS

Unassisted Tackles: 9 - Hughley, W, 6 - Roundtree  
Assisted Tackles: 10 - Laskowski, C, 6 - Roundtree, C





Florida Atlantic 31, Gardner-Webb 26  
 LOCKHART STADIUM, FT. LAUDERDALE, FL,  
 NOV 1, 2003, 4 P.M. FAU 7-2, GWU 6-3



**SCORING BY QUARTERS**

GWU	14	3	2	7	-	26
Florida Atlantic	14	7	3	0	-	31
Att: 5,263	Time: 4:00	Temp: 82				

Notes: FAU extends win-streak to 6. FAU surpasses win total of the first two seasons combined.

**FIRST QUARTER**

09:49 GWU - Foster, C 4 yd run (Smith, H kick).  
 11 plays, 72 yards, TOP 5:11, GWU 7 - FAU 0

06:42 FAU - Bynes, R 39 yd pass from Allen, J (Myers, M kick). 6 plays, 75 yards, TOP 3:07, GWU 7 - FAU 7

04:36 FAU - Jackson, A 9 yd run (Myers, M kick).  
 4 plays, 57 yards, TOP 0:57, GWU 7, FAU 14

00:37 GWU - Wells, H 1 yd run (Smith, H kick). 9 plays, 80 yards, TOP 3:59, GWU 14 - FAU 14

**SECOND QUARTER**

11:54 FAU - Jackson, A 6 yd run (Myers, M kick).  
 3 plays, 19 yards, TOP 0:36, GWU 14, FAU 21.

05:53 GWU - Smith, H 33 yd field goal. 16 plays, 65 yards, TOP 5:53, GWU 17 - FAU 21.

00:16 FAU - Crissinger-Hill 2 yd pass from Embick, D (Myers, M kick). 14 plays, 80 yards, TOP 5:37, GWU 17 - FAU 28.

**THIRD QUARTER**

10:50 GWU - Team Safety. GWU 19 - FAU 28  
 01:51 FAU - Myers, M 26 yd field goal. 5 plays, 44 yards, TOP 0:00, GWU 19 - FAU 31.

**FOURTH QUARTER**

09:44 GWU - Roberts, N 1 yd run (Smith, H kick).  
 6 plays, 62 yards, TOP 2:07, GWU 26 - FAU 31.

**TEAM STATISTICS**

	GWU	FAU
First Downs	24	16
Rushes-Yards	39-203	40-154
Passing-Yards	26-206	15-203
Att-Comp-Int	41-26-1	21-15-0
Total Yards	369	331
Punts-Avg.	4-37.8	5-41.8
Punt Returns	2-8	2-13
Kickoff Returns	4-79	3-72
Interceptions Returns	0-0	1-0
Penalties-Yards	6-39	6-39
Fumbles-Lost	0-0	0-0
Sacks	3-12	2-20
3rd Down Conversions	3 of 12	5 of 14
4th Down Conversions	1 of 4	0 of 0
Time of Possession	33:31	26:29

**GARDNER-WEBB**

<b>RUSHING</b>	ATT	YDS	TD	LG
Foster, C	13	105	1	32
Boston, J	4	31	0	14
Pressley, G	6	20	0	10
Roberts, N	13	17	1	13
Wells, H	2	4	1	3
Team	1	-14	0	0

<b>PASSING</b>	ATT-CMP-INT	YDS	TD	LG	SCK
Roberts, N	41-26-1	206	0	19	2

<b>RECEIVING</b>	NO	YDS	TD	LG
Andrews, W	7	71	0	19
Foster, C	7	41	0	10
Bradford, D	4	33	0	19
Gaines, A	3	32	0	19
Swartz, D	3	18	0	5
Pressley, G	1	8	0	8
Boston, J	1	3	0	3

<b>PUNTING</b>	NO	YDS	AVG	LONG	IN20
Witlock, G	4	151	37.8	44	1

<b>KICK-OFF RETURNS</b>	NO	YDS	LG
Foster, C	1	21	21
Ross, J	1	13	13
Hicks, L	2	45	26

<b>PUNT RETURNS</b>	NO	YDS	LG
Hubbard, J	2	8	8

<b>INTERCEPTIONS</b>	NO	YDS	LG
None			

**DEFENSIVE LEADERS**

Unassisted Tackles: 6 - Maxwell, J, 5 - Turner, J  
 Assisted Tackles: 5 - Baucom, K, 4 - Sykes, A

**FLORIDA ATLANTIC**

<b>RUSHING</b>	ATT	YDS	TD	LG
Jackson, A	16	78	0	23
Parker, D	9	35	0	11
Barron, D	6	17	0	8
Allen, J	7	7	0	5
Harper, E	1	0	0	0
Bynes, R	1	-12	0	0
Embick, D	7	-17	0	10

<b>PASSING</b>	ATT-CMP-INT	YDS	TD	LG	SCK
Allen, J	15-11-1	125	1	38	2
Embick, D	9-8-0	132	1	39	3

<b>RECEIVING</b>	NO	YDS	TD	LG
Crissinger-Hill	7	86	1	28
Bynes, R	5	82	1	38
Taylor, L	4	83	0	39
Harper, E	2	12	0	6
Jackson, A	1	-6	0	0

<b>PUNTING</b>	NO	YDS	AVG	LONG	IN20
Rosas, A	6	220	36.7	47	1

<b>KICK-OFF RETURNS</b>	NO	YDS	LG
Jackson, A	1	15	15
Acevedo, T	3	33	16


<b>PUNT RETURNS</b>	NO	YDS	LG
Prudenti, M	2	61	50

<b>INTERCEPTIONS</b>	NO	YDS	LG
Skinner, Q	1	0	0

**DEFENSIVE LEADERS**

Unassisted Tackles: 4 - Hughley, W, Laskowski, C.  
 Assisted Tackles: 6 - Skinner, Q, 5 - Swain, Q, Rodgers, C.





## Florida Atlantic 51, Siena 3

LOCKHART STADIUM, FT. LAUDERDALE, FL,  
NOV 15, 2003, 4 P.M. FAU 8-2, SIENA 0-11



### SCORING BY QUARTERS

Siena	0	0	3	0	-	3
Florida Atlantic	21	23	7	0	-	51

Att: 6,159 Time: 4:00 Temp: 77  
Notes: FAU extends win-streak to 7. Sets numerous offensive records.

#### FIRST QUARTER

12:25 FAU - Bynes, R 3 yd pass from Allen, J (Myers, M kick). 5 plays, 45 yards, TOP 2:35. Siena 0 - FAU 7

09:10 FAU - Jackson, A 25 yd run (Myers, M kick). 4 plays, 37 yards, TOP 1:18). Siena 0 - FAU 14.

00:44 FAU - Prudenti, M 5 yd pass from Allen, J (Myers, M kick). 13 plays, 83 yards, TOP 5:57. 13 plays, 83 yards, TOP 5:57. Siena 0 - FAU 21.

#### SECOND QUARTER

10:33 FAU - Taylor, L 17 yd pass from Allen, J (Myers, M kick). 4 plays, 70 yards, TOP 1:19. Siena 0 - FAU 35.

10:18 FAU - Jackson, A 19 yd run (Myers, M kick). 1 play, 19 yards, TOP 0:06. Siena 0 - FAU 28.

07:32 FAU - Team safety Siena 0 - FAU 37.

01:40 FAU - Coker, B 14 yd pass from Embick, D (Myers, M kick). 10 plays, 61 yards, TOP 5:52. Siena 0 - FAU 44.

#### THIRD QUARTER

10:59 Siena - Conklin, C 43 yd field goal. 8 plays, 47 yards, TOP 4:01.

03:53 FAU - Parker, D 4 yd run (Myers, M kick). 11 plays, 80 yards, TOP 7:06. Siena 3 - FAU 51.

#### FOURTH QUARTER

No Score

### TEAM STATISTICS

	FAU	SU
First Downs	5	28
Rushes-Yards	29-110	55-370
Passing-Yards	0-0	12-139
Att-Comp-Int	6-0-0	13-12-0
Total Yards	110	509
Punts-Avg.	6-155	0-0
Punt Returns	0-0	4-41
Kickoff Returns	7-112	2-67
Interceptions Returns	0-0	0-0
Penalties-Yards	3-16	6-40
Fumbles-Lost	0-0	0-0
Sacks	0-0	0-0
3rd Down Conversions	1 of 10	7 of 9
4th Down Conversions	1 of 4	1 of 2
Time of Possession	22:17	37:43

### SIENA

RUSHING	ATT	YDS	TD	LG
Colon, A	10	54	0	29
Finlayson, B	5	21	0	15
Jeraci, S	5	13	0	7
Piascik, J	2	10	0	6
Gelber, S	2	6	0	3
Hausmann, J	2	5	0	3
Jackson, T	1	3	0	3
Riggins, B	1	1	0	1
Karolus, C	1	-3	0	-3

PASSING	ATT-CMP-INT	YDS	TD	LG	SCK
Karolus, C	3-0-0	0	0	0	0

RECEIVING	NO	YDS	TD	LG
None				

PUNTING	NO	YDS	AVG	LONG	IN20
Team	1	0	0.0	0	0
Mangini, A	5	155	31.0	38	1

KICK-OFF RETURNS	NO	YDS	LG
Piascik, J	1	19	17
Matano, B	6	93	27

PUNT RETURNS	NO	YDS	LG
None			

INTERCEPTIONS	NO	YDS	LG
None			

### DEFENSIVE LEADERS

Unassisted Tackles: 8 - Sela, T, 7 - Pietrowski,  
Assisted Tackles: 7 - Sela, T, 5 - Kehayas, T

### FLORIDA ATLANTIC

RUSHING	ATT	YDS	TD	LG
Barron, D	16	105	0	38
Jackson, A	7	86	2	25
Parker, D	12	75	1	15
Rodgers, L	9	33	0	8
Sanchez, A	5	20	0	8
Fosselman, J	1	18	0	18
Prudenti, M	1	16	0	16
Embick, D	1	11	0	11
Harper, E	1	4	0	4
Allen, J	2	2	0	6

PASSING	ATT-CMP-INT	YDS	TD	LG	SCK
Allen, J	8-7-0	77	3	21	0
Embick, D	5-5-0	62	1	16	0

RECEIVING	NO	YDS	TD	LG
Porter-Isom, D	2	31	0	16
Coker, B	2	17	1	14
Bynes, R	2	11	1	8
Crissinger-Hill	1	21	0	21
Harper, E	1	20	0	20
Taylor, L	1	17	1	17
Sanchez, A	11	9	0	9
Tellis, B	1	8	0	8
Prudenti, M	1	5	1	5

PUNTING	NO	YDS	AVG	LONG	IN20
None					

KICK-OFF RETURNS	NO	YDS	LG
McGahee, C	1	12	12
Jackson, A	1	55	55


PUNT RETURNS	NO	YDS	LG
Tellis, B	1	18	18
Prudenti, M	2	14	12
Skinner, Q	1	9	0

INTERCEPTIONS	NO	YDS	LG
Skinner, Q	1	0	0

### DEFENSIVE LEADERS

Unassisted Tackles: 4 - Rodgers, C, 3 - Skinner, Q and Henry, E  
Assisted Tackles: 2 - 5 players, 1 - 8 players





## Florida Atlantic 32, Florida International 23

**FIU COMMUNITY STADIUM, MIAMI, FL,**  
**NOV 22, 2003, 3:30 P.M. FAU 9-2, FIU 2-10**



### SCORING BY QUARTERS

Florida Atlantic	0	21	0	11	-	32
Fla International	14	3	6	0	-	23

Att: 9,288      Time: 3:30      Temp: 75

Notes: FAU extends win streak to 8. Ends regular-season 9-2.

#### FIRST QUARTER

10:38 FIU - Gorman, A 1 yd run (Moss, A kick). 7 plays, 74 yards, TOP 2:30. FAU 0 - FIU 7

02:57 FIU - Gorman, A 1 yd run (Moss, A kick). 12 plays, 56 yards, TOP 7:41. FAU 0 - FIU 14

#### SECOND QUARTER

14:02 FIU - Moss, A 38 yd field goal. 7 plays, 11 yards, TOP 2:11 FAU 0 - FIU 17

12:25 FAU - Prudenti, M 18 yd pass from Barron, D (Myers, M kick). 5 plays, 74 yards, TOP 1:37. FAU 7 - FIU 17.

04:50 FAU - Parker, D 1 yd run (Myers, M kick). 12 plays, 78 yards, TOP 4:37. FAU 14 - FIU 17

00:33 FAU - Crissinger- Hill 1 yd pass from Allen, J (Myers, M kick). 9 plays, 61 yards, TOP 2:30. FAU 21 - FIU 17.

#### THIRD QUARTER

09:38 - FIU - Moss, A 40 yd field goal. 12 plays, 57 yards, TOP 5:22. FAU 21 - FIU 20.

02:36 FIU - Moss, Adam 43 yd field goal. 12 plays, 35 yards, TOP 5:20. FAU 21 - FIU 23.

#### FOURTH QUARTER

09:27 FAU - Swain, Q 3 yd fumble recovery (Barron, D pass). FAU 29 - FIU 23.

03:00 FAU - Myers, M 18 yd field goal. 11 plays, 50 yards, TOP 6:07. FAU 32 - FIU 23.

### TEAM STATISTICS

	FAU	FIU
First Downs	20	23
Rushes-Yards	34-66	41-95
Passing-Yards	33-299	35-237
Att-Comp-Int	33-23-1	35-22-1
Total Yards	365	332
Punts-Avg.	4-35.0	2-31.5
Punt Returns	1-5	3-6
Kickoff Returns	4-78	3-44
Interceptions Returns	1-14	1-0
Penalties-Yards	7-75	8-62
Fumbles-Lost	1-1	3-1
Sacks	2-13	3-20
3rd Down Conversions	6 of 13	6 of 15
4th Down Conversions	0 of 1	2 of 3
Time of Possession	26:59	33:01

### FLORIDA ATLANTIC

RUSHING	ATT	YDS	TD	LG	
Parker, D	16	42	1	10	
Jackson, A	6	26	0	8	
Barron, D	4	13	0	8	
Sanchez, A	1	-1	0	0	
Allen, J	6	-14	0	6	
PASSING	ATT-CMP-INT	YDS	TD	LG	SCK
Allen, J	32-22-1	281	1	39	3
Barron, D	1-1-0	18	1	18	0
RECEIVING	NO	YDS	TD	LG	
Crissinger-Hill	9	92	1	39	
Bynes, R	4	49	0	27	
Tellis, B	3	60	0	28	
Harper, E	2	16	0	8	
Parker, D	1	19	0	19	
Barron, D	1	18	0	18	
Prudenti, M	1	18	1	18	
Coker, B	1	16	0	16	
Sanchez, A	1	11	0	11	
PUNTING	NO	YDS	AVG	LONG	IN20
Rosas, A	4	140	35.0	45	0
KICK-OFF RETURNS	NO	YDS	LG		
Tellis, B	1	17	17		
McGahee, C	1	17	17		
Jackson, A	1	43	43		
Acevedo, T	1	1	1		

PUNT RETURNS	NO	YDS	LG
Prudenti, M	1	5	5

INTERCEPTIONS	NO	YDS	LG
Hughley, W	1	14	14

### DEFENSIVE LEADERS

Unassisted Tackles: 11 - Swain, Q, 10 - Rickards, R  
Assisted Tackles: 7 - Rickards, 6--Swain, Q

### FLORIDA INTERNATIONAL

RUSHING	ATT	YDS	TD	LG
Gorman, A	26	92	2	17
Demerritt, D	8	27	0	9
Padrick, J	6	-1	0	8
McKinney, C	1	-23	0	0

PASSING	ATT-CMP-INT	YDS	TD	LG	SCK
Padrick, J	35-22-1	237	0	34	2

RECEIVING	NO	YDS	TD	LG
Eppinger, J	7	74	0	34
Leath, H	6	67	0	20
Gorman, A	5	28	0	11
McKinney, C	2	54	0	27
Struyf, J	1	9	0	9
Williams, C	1	5	0	5

PUNTING	NO	YDS	AVG	LONG	IN20
Jones, D	2	63	31.5	37	0


KICK-OFF RETURNS	NO	YDS	LG
Eppinger, J	1	221	21
Patullo, C	1	10	10
Moss, G	1	13	13

PUNT RETURNS	NO	YDS	LG
Eppinger, J	1	0	0
Moss, G	2	6	9


INTERCEPTIONS	NO	YDS	LG
Moss, G	1	0	0

### DEFENSIVE LEADERS

Unassisted Tackles: 11 - Haritan, J, 6 - Bodie, G  
Assisted Tackles: 6 - Haritan, J, 4 - Foster, D



Florida Atlantic 32, Bethune-Cookman 24  
MUNICIPAL STADIUM, DAYTONA BEACH, FL,  
NOV 29, 2003, 1:00 P.M. FAU 10-2, B-CC 9-3



SCORING BY QUARTERS

Florida Atlantic	17	0	3	12	-	32
Bethune-Cookman	0	3	7	14	-	24

Att: 8,468 Time: 1:00 Temp: 60

Notes: FAU captures the first game of the play-offs on the same field as the program's first victory.

FIRST QUARTER

14:21 FAU - Taylor, L 32 yd pass from Allen, J (Myers, M kick). 3 plays, 59 yards, TOP 0:33, FAU 7 - BCC 0

12:32 FAU - Parker, D 2 yd run (Myers, M kick). 4 plays, 46 yards, TOP 0:49, FAU 14 - BCC 0

02:11 FAU - Myers, M 47 yd field goal. 6 plays, 57 yards, TOP 2:35, FAU 17 - BCC 0

SECOND QUARTER

10:07 BCC - Cortez, J 23 yd field goal. 7 plays, 20 yards, TOP 4:21, FAU 17 - BCC 3

THIRD QUARTER

11:12 BCC - Summers, J 53 yd pass from Austin, S (Cortez, J kick). 4 plays, 67 yards, TOP 1:50, FAU 17 - BCC 10.

04:11 FAU - Myers, M 48 yd field goal. 4 plays, 3 yards, TOP 1:08, FAU 20 - BCC 10

FOURTH QUARTER

13:20 FAU - Tellis, B 46 yd pass from Allen, J (Myers, M kick). 7 plays, 75 yards, TOP 2:14, FAU 27 - BCC 10.

09:47 BCC - Weems, E 6 yd pass from Austin, S (Cortez, J kick). 11 plays, 90 yards, TOP 3:33, FAU 27 - BCC 17

07:24 BCC - Lee, B 19 yd run (Cortez, J kick). 3 plays, 37 yards, TOP 0:37, FAU 27 - BCC 24

04:42 FAU - Myers, M 40 yd field goal. 7 plays, 49 yards, TOP 2:42, FAU 30 - BCC 24

00:09 FAU - Team safety. FAU 32 - BCC 24

TEAM STATISTICS

	FAU	BCC
First Downs	15	20
Rushes-Yards	38-112	29-109
Passing-Yards	22-204	45-291
Att-Comp-Int	22-9-0	45-25-2
Total Yards	316	400
Punts-Avg.	7-38.6	6-24.3
Punt Returns	2-8	5-26
Kickoff Returns	3-73	7-135
Interceptions>Returns	2-4	1-0
Penalties-Yards	7-75	8-62
Fumbles-Lost	1-1	0-0
Sacks	4-17	6-38
3rd Down Conversions	3 of 13	6 of 16
4th Down Conversions	0 of 0	0 of 0
Time of Possession	26:28	33:32

FLORIDA ATLANTIC

RUSHING	ATT	YDS	TD	LG
Barron, D	7	82	0	34
Jackson, A	14	49	0	19
Parker, D	6	17	1	8
Sanchez, A	3	8	0	9
Allen, J	8	-44	0	0

PASSING	ATT-CMP-INT	YDS	TD	LG	SCK
Allen, J	22-9-0	204	2	46	6

RECEIVING	NO	YDS	TD	LG
Crissinger-Hill	3	34	0	20
Tellis, B	2	77	1	46
Taylor, L	2	76	1	44
Prudenti, M	1	12	0	12
Parker, D	1	5	0	5

PUNTING	NO	YDS	AVG	LONG	IN20
Rosas, A	7	270	38.6	54	2

KICK-OFF RETURNS	NO	YDS	LG
McGahee, C	2	38	27
Jackson, A	1	35	35

PUNT RETURNS	NO	YDS	LG
Prudenti, M	1	-5	0
McGahee, C	1	-3	

INTERCEPTIONS	NO	YDS	LG
Hughley, W	1	-1	0
Terry, J	1	5	5

DEFENSIVE LEADERS

Unassisted Tackles: 12 - Swain, Q, 7 - Sloan, J, Terry, J  
Assisted Tackles: 7 - Swain, Q, 4 - Terry, J

BETHUNE-COOKMAN

RUSHING	ATT	YDS	TD	LG
Lee, B	7	45	1	19
Butler, E	3	24	0	14
Suber, A	5	22	0	15
Austin, S	3	19	0	12
Weems, E	4	12	0	5
Johnson, R	1	11	0	11
McCloud, L	3	-11	0	0
McGill, A	3	-13	0	1

PASSING	ATT-CMP-INT	YDS	TD	LG	SCK
Austin, S	33-16-2	191	2	53	1
McGill, A	7-6-0	49	0	14	2
McCloud, L	3-2-0	44	0	38	
Suber, A	2-1-0	7	0	7	1

RECEIVING	NO	YDS	TD	LG
Weems, E	11	124	1	38
Butler, D	6	67	0	16
Summers, J	3	82	1	53
Butler, E	2	10	0	6
Reed, E	1	6	0	6
Brown, P	1	5	0	5
Johnson, R	1	-2	0	0

PUNTING	NO	YDS	AVG	LONG	IN20
Butler, E	6	146	24.3	47	1

KICK-OFF RETURNS	NO	YDS	LG
Williams R	4	78	37
Woodbury, R	3	57	40

PUNT RETURNS	NO	YDS	LG
Butler, E	5	23	16

INTERCEPTIONS	NO	YDS	LG
Moss, G	1	0	0

DEFENSIVE LEADERS

Unassisted Tackles: 13 - Muhammad, J, 9 - Robinson, T  
Assisted Tackles: 6 - Muhammad, J



2003 NCAA<sup>®</sup> FOOTBALL CHAMPIONSHIP

NCAA<sup>®</sup> Division I-AA  
First Round  
November 29

Quarterfinals  
December 6

Semifinals  
December 13

## Florida Atlantic 48, Northern Arizona 25

**WALKUP SKYDOME, FLAGSTAFF, AZ,  
DEC 6, 2003, 6:05 PM, FAU 11-2, NAU 9-4**



### SCORING BY QUARTERS

Florida Atlantic	7	17	17	7	-	48
NAU	0	3	0	22	-	25

Att: 9,314      Time: 8:05      Temp: 45 (Dome)

Notes: FAU extends win streak to 10. Ties Howard Schnellenberger's season-high in victories (one period)

#### FIRST QUARTER

12:35 FAU - Jackson, A 11 yd run (Myers, M kick).  
7 plays, 80 yards, TOP 2:25, FAU 7 - NAU 0

#### SECOND QUARTER

14:06 FAU - Byner, R 13 yd pass from Allen, J  
(Myers, M kick). 12 plays, 71 yards, TOP 3:55, FAU  
14 - NAU 0

10:02 NAU - Ernster, P 37 yd field goal. 11 plays,  
62 yards, TOP 3:59, FAU 14 - NAU 3

03:49 FAU - Taylor, L 16 yd pass from Allen, J  
(Myers, M kick). 14 plays, 80 yards, TOP 6:13, FAU  
21 - NAU 3

00:01 FAU - Myers, M 53 yd field goal. 3 plays, -1  
yard, TOP 0:16, FAU 24 - NAU 3

#### THIRD QUARTER

8:53 FAU - Myers, M 41 yd field goal. 12 plays, 64  
yards, TOP 3:49, FAU 27 - NAU 3

06:42 FAU - Hughley, W 47 yd interception return  
(Myers, M kick). FAU 34 - NAU 3

05:27 FAU - Parker, D 3 yd pass from Allen, J  
(Myers, M kick). 2 plays, 31 yards, TOP 0:51, FAU  
41 - NAU 3

#### FOURTH QUARTER

13:50 NAU - Winn, T 2 yd pass from Murrietta, J  
(Ernster, P kick). 6 plays, 31 yards, TOP 1:37, FAU  
41 - NAU 10

11:32 NAU - Moore, C 5 yd pass from Murrietta, J  
(Van Peurseam, N rush). 7 plays, 53 yards, TOP 2:16,  
FAU 41 - NAU 18

06:06 - Byner, R 16 yd pass from Embick, D (Myers,  
M kick). 9 plays, 66 yards, TOP 5:20, FAU 48 - NAU  
18-

05:46 NAU - Nash, C 57 yd pass from Moore, C  
(Ernster, P kick). 1 play, 57 yards, TOP 0:10, FAU 48  
- NAU 25

### TEAM STATISTICS

	FAU	NAU
First Downs	24	17
Rushes-Yards	43-120	32-124
Passing-Yards	32-317	44-270
Att-Comp-Int	32-21-1	44-23-2
Total Yards	437	394
Punts-Avg.	3-38.0	4-41.8
Punt Returns	2-30	1-0
Kickoff Returns	1-5	4-116
Interceptions>Returns	2-50	1-3
Penalties-Yards	7-62	2-5
Fumbles-Lost	2-1	1-1
Sacks	4-31	5-28
3rd Down Conversions	9 of 13	6 of 18
4th Down Conversions	0 of 0	1 of 4
Time of Possession	33:16	26:44

### FLORIDA ATLANTIC

RUSHING	ATT	YDS	TD	LG	
Jackson, A	17	75	1	16	
Parker, D	12	52	0	13	
Taylor, L	1	14	0	14	
Barron, D	2	13	0	10	
Sanchez, A	1	2	0	2	
Allen, J	8	-30	0	9	
PASSING	ATT-CMP-INT	YDS	TD	LG	SCK
Allen, J	28-17-1	228	3	45	5
Embick, D	4-4-0	89	1	49	0
RECEIVING	NO	YDS	TD	LG	
Crissinger-Hill	6	129	0	49	
Byner, R	5	90	2	45	
Tellis, B	3	25	0	10	
Prudenti, M	2	26	0	18	
Parker, D	2	9	1	6	
Taylor, L	1	16	1	16	
Sanchez, A	1	13	0	13	
Harper, E	1	9	0	9	
PUNTING	NO	YDS	AVG	LONG	IN20
Rosas, A	3	114	38.0	52	1
KICK-OFF RETURNS	NO	YDS	LG		
Jackson, A	1	5	5		
PUNT RETURNS	NO	YDS	LG		
Prudenti, M	2	30	21		

INTERCEPTIONS	NO	YDS	LG
Hughley, W	1	47	47
Skinner, Q	1	3	3

### DEFENSIVE LEADERS


Unassisted Tackles: 8 - Laskowski, C. 6 - Hughley, W  
Assisted Tackles: 6 - Sloan, J. 5 - Earls, S

### NORTHERN ARIZONA

RUSHING	ATT	YDS	TD	LG	
Robinson, R	22	99	0	24	
Daniels, B	1	38	0	38	
Nash, C	1	4	0	4	
Sanchez, P	1	2	0	2	
Williams, R	1	0	0	0	
Murrietta, J	6	-19	0	9	
PASSING	ATT-CMP-INT	YDS	TD	LG	SCK
Murrietta, J	43-22-2	213	2	32	4
Moore, C	1-1-0	57	1	57	0
RECEIVING	NO	YDS	TD	LG	
Marshall, J	6	68	0	16	
Nash, C	4	86	1	57	
Moore, C	4	57	1	32	
Robinson, R	3	31	0	16	
Williams, R	2	10	0	11	
Winn, T	2	9	1	7	
Jackson, R	2	9	0	6	
PUNTING	NO	YDS	AVG	LONG	IN20
Gould, M	4	167	41.8	47	1
KICK-OFF RETURNS	NO	YDS	LG		
Marshall, J	3	79	36		
Sanchez, P	1	37	37		
PUNT RETURNS	NO	YDS	LG		
Marshall, J	1	0	0		
INTERCEPTIONS	NO	YDS	LG		
Butler, S	1	3	3		


### DEFENSIVE LEADERS

Unassisted Tackles: 3 - Iverson, E  
Assisted Tackles: 11 - Gunderman, I. 9 - Henman, V



## Colgate 36, Florida Atlantic 24

LOCKHART STADIUM, FT. LAUDERDALE, FL,  
DEC 13, 2003, 1:05 P.M. COLGATE 12-0, FAU 11-3



### SCORING BY QUARTERS

Colgate	9	14	7	6	-	36
FAU	0	7	10	7	-	24

Att: 12587 Time: 1:04 Temp: 76

Notes: FAU played host to its first play-off game.

#### FIRST QUARTER

10:06 CU - Branch, J 8 yd run (Schwarzberg, L. kick failed). 12 plays, 85 yards, TOP 4:54 Colgate 6 - FAU 0.

02:51 CU - Schwarzberg, L 30 yd field goal. 11 plays, 61 yards, TOP 5:36 CU 9 - FAU 0

#### SECOND QUARTER

11:00 FAU - Parker, D 1 yd run (Myers, M kick). 7 plays, 45 yards, TOP 2:56. CU 9 - FAU 7

03:49 - CU - Graham, L 6 yd pass from Brown, C (Schwarzberg, L kick). 15 plays, 80 yards, TOP 7:11. CU 16 - FAU 7

02:39 CU - Craham, L 17 yd pass from Brown, C (Schwarzberg, L kick) 3 plays, 30 yards, TOP 1:10 CU 23 - FAU 7

#### THIRD QUARTER

10:26 FAU - Myers, M 43 yd field goal. 10 plays, 45 yards, TOP 2:43 CU 23- FAU 10

02:07 CU - Long, D 8 yd pass from Brown, C (Schwarzberg, L kick) 17 plays, 80 yards, TOP 8:19 CU 30 - FAU 10.

00:25 FAU - Parker, D 1 yd pass from Allen, J (Myers, M kick) 6 plays, 74 yards, TOP 1:42. CU 30 - FAU 17.

#### FOURTH QUARTER

09:19 CU - Brown, C 3 yd run (Brown, C pass failed). 6 plays, 31 yards, TOP 3:19. CU 36 - FAU 17.

05:17 FAU - Henry, E 14 yd blocked punt return (Myers, M kick) CU 36 - FAU 24

### TEAM STATISTICS

	COLGATE	FAU
First Downs	26	17
Rushes-Yards	63-205	21-52
Passing-Yards	16-207	22-266
Att-Comp-Int	26-16-1	39-22-3
Total Yards	412	318
Punts-Avg.	5-34.8	4-43.0
Punt Returns	3-22	5-67
Kickoff Returns	3-36	3-33
Interceptions>Returns	3-34	1-1
Penalties-Yards	5-59	6-55
Fumbles-Lost	0-0	0-0
Sacks	0-0	0-0
3rd Down Conversions	14 of 21	6 of 12
4th Down Conversions	0 of 0	0 of 1
Time of Possession	42:42	17:18

### COLGATE

RUSHING	ATT	YDS	TD	LG
Branch, J	45	130	1	14
Brown, C	14	78	1	14
Guglielmotti, E	2	3	0	2
Team	2	-6	0	0

PASSING	ATT-CMP-INT	YDS	TD	LG	SCK
Brown, C	26-16-1	207	3	34	0

RECEIVING	NO	YDS	TD	LG
Graham, L	6	77	2	19
Frieser, J	4	43	0	16
Gerald, J.B.	3	30	0	13
Christie, M	1	34	0	34
Guglielmotti, E	1	15	0	15
Long, D	1	8	1	8

PUNTING	NO	YDS	AVG	LONG	IN20
Sutton, J	4	174	43.5	50	1
Team	1	0	0.0	0	0

KICK-OFF RETURNS	NO	YDS	LG
Christie, M	1	9	9
Long, D	2	27	16

PUNT RETURNS	NO	YDS	LG
Gerald, J.B.	3	27	17

INTERCEPTIONS	NO	YDS	LG
Williams, C	1	17	17
Minott, A	1	0	0
Anderson, B	1	17	17

### DEFENSIVE LEADERS

Unassisted Tackles: 6 - Minott, A, 3 - three  
Assisted Tackles: 4 - Sabo, J

### FLORIDA ATLANTIC

RUSHING	ATT	YDS	TD	LG
Parker, D	8	47	1	13
Jackson, A	6	8	0	12
Allen, J	3	7	0	4
Sanchez, A	2	4	0	4
Barron, D	1	1	0	1
Team	1	-15	0	0

PASSING	ATT-CMP-INT	YDS	TD	LG	SCK
Allen, J	39-22-3	266	1	40	0

RECEIVING	NO	YDS	TD	LG
Crissinger-Hill	6	114	0	40
Parker, D	5	19	1	8
Sanchez, A	3	44	0	35
Bynes, R	3	33	0	19
Jackson, A	2	35	0	28
Tellis, B	2	14	0	12
Taylor, L	1	7	0	7

PUNTING	NO	YDS	AVG	LONG	IN20
Rosas, A	4	172	43.0	48	1

KICK-OFF RETURNS	NO	YDS	LG
Jackson, A	2	31	18
Prudenti, M	1	2	2

PUNT RETURNS	NO	YDS	LG
Tellis, B	1	33	33
Skinner, Q	1	18	0
Prudenti, M	3	2	2
Henery, E	0	14	14

INTERCEPTIONS	NO	YDS	LG
Laskowski, C	1	1	1

### DEFENSIVE LEADERS

Unassisted Tackles: 6 - Higgins, T; 5 - Swain, Q,  
Roundtree, C, Hughley, W, Earls, S  
Assisted Tackles: 9 - Swain, Q, Terry, J; 8 - Roundtree



# FAU Football Statistical Leaders

2003 STATISTICS • 2003 STATISTICS • 2003 STATISTICS • 2003 STATISTICS • 2003 STATISTICS



**JARED ALLEN**  
ALL-TIME PASS LEADER



**CHRIS LASKOWSKI**  
ALL-TIME TACKLES LEADER



**WILLIAM M GRAY**  
ALL-TIME TACKLES FOR A LOSS OF YARDS LEADER



**ANTHONY CRISSINGER-HILL**  
ALL-TIME RECEPTIONS LEADER





# Statistics

In this  
section...

2003 TEAM  
STATISTICS

2003  
OFFENSIVELY/  
DEFENSIVELY

2003  
OPPONENTS  
OFFENSIVELY/  
DEFENSIVELY

2003  
HIGHS/LOWS

2003  
STARTERS

SENIOR QB JARED ALLEN HOLDS EVERY FAU PASSING RECORD



# Team Statistics

## RECORD

All Games		OVERALL	HOME	AWAY		
		11-3	5-2	6-1		
DATE	OPPONENT	W/L	SCORE	OVERALL	TIME	ATTEND
Aug 28	at Middle Tennessee	W	20-19	1-0-0	3:08	23,261
Sep 06	VALDOSTA STATE	L	17-45	1-1-0	2:47	4,758
Sep 13	at UCF	L	29-33	1-2-0	3:24	25,144
Sep 20	at #31 Youngstown State	W	13-6	2-2-0	2:51	16,891
Sep 27	at #23 Illinois State	W	28-10	3-2-0	3:12	6,837
Oct 04	#43 TEXAS STATE	W	27-14	4-2-0	3:03	4,358
Oct 11	NICHOLLS STATE	W	31-23	5-2-0	2:56	3,302
Oct 18	U. NORTHERN COLORADO	W	21-19	6-2-0	2:51	4,255
Nov 1	#30 GARDNER-WEBB	W	31-26	7-2-0	3:01	5,263
Nov 15	SIENA	W	51-3	8-2-0	2:23	6,159
Nov 22	at Fla. International	W	32-23	9-2-0	3:00	9,288
Nov 29	at #14 Bethune-Cookman	W	32-24	10-2-0	3:30	8,468
Dec 06	at #16 Northern Arizona	W	48-25	11-2-0	3:25	9,314
Dec 13	#6 COLGATE	L	24-36	11-3-0	3:27	

## TEAM STATISTICS

	FAU	OPP
<b>SCORING</b> . . . . .	404	306
Points Per Game . . . . .	28.9	21.9
<b>FIRST DOWNS</b> . . . . .	161	200
Rushing . . . . .	105	113
Passing . . . . .	145	146
Penalty . . . . .	22	19
<b>RUSHING YARDAGE</b> . . . . .	764	2089
RUSHING YARDAGE . . . . .	1788	2028
Yards gained rushing . . . . .	2327	2416
Yards lost rushing . . . . .	539	388
Rushing Attempts . . . . .	554	520
Average Per Rush . . . . .	3.2	3.9
Average Per Game . . . . .	127.7	144.9
TDs Rushing . . . . .	17	16
<b>PASSING YARDAGE</b> . . . . .	3418	3146
Att-Comp-Int . . . . .	385-249-9	480-273-17
Average Per Pass . . . . .	8.9	6.6
Average Per Catch . . . . .	13.7	11.5
Average Per Game . . . . .	244.1	224.7
TDs Passing . . . . .	29	20
<b>TOTAL OFFENSE</b> . . . . .	5206	5174
Total Plays . . . . .	939	1000
Average Per Play . . . . .	5.5	5.2
Average Per Game . . . . .	371.9	369.6
<b>KICK RETURNS: #-YARDS</b> . . . . .	43-813	45-847
<b>PUNT RETURNS: #-YARDS</b> . . . . .	38-304	36-119
<b>INT RETURNS: #-YARDS</b> . . . . .	17-254	9-85
<b>KICK RETURN AVERAGE</b> . . . . .	18.9	18.8
<b>PUNT RETURN AVERAGE</b> . . . . .	8.0	3.3
<b>INT RETURN AVERAGE</b> . . . . .	14.9	9.4
<b>FUMBLES-LOST</b> . . . . .	23-17	35-16
<b>PENALTIES-YARDS</b> . . . . .	115-1037	117-1021
Average Per Game . . . . .	74.1	72.9
<b>PUNTS-YARDS</b> . . . . .	75-2899	74-2745
Average Per Punt . . . . .	38.7	37.1
Net punt average . . . . .	37.1	33.0
<b>TIME OF POSSESSION/GAME</b> . . . . .	29:41	30:19
<b>3RD-DOWN CONVERSIONS</b> . . . . .	78/188	78/209
3rd-Down Pct. . . . .	41%	37%
<b>4TH-DOWN CONVERSIONS</b> . . . . .	8/15	9/23
4th-Down Pct . . . . .	53%	39%
<b>SACKS BY-YARDS</b> . . . . .	26-164	46-314
<b>MISC YARDS</b> . . . . .	77	78
<b>TOUCHDOWNS SCORED</b> . . . . .	52	37
<b>FIELD GOALS-ATTEMPTS</b> . . . . .	12-15	17-20
<b>PAT-ATTEMPTS</b> . . . . .	48-49	29-32
<b>ATTENDANCE</b> . . . . .	40952	99203
Games/Avg Per Game . . . . .	7/5850	7/14172

## SCORE BY QUARTERS

	1ST	2ND	3RD	4TH	TOTAL
Florida Atlantic University	89	151	64	100	404
Opponents	50	93	64	99	306

SCORING	404	306
Points Per Game	28.9	21.9

## INDIVIDUAL STATISTICS

RUSHING	GP	ATT	GAIN	LOSS	NET	AVG	TD	LONG	AVG/G
Jackson, A	14	151	829	50	779	5.2	7	31	55.6
Parker, D	14	134	536	23	513	3.8	5	15	36.6
Barron, D	14	101	504	28	476	4.7	1	38	34.0
Sanchez, A	13	38	140	5	135	3.6	4	21	10.4
Taylor, L	14	2	37	0	37	18.5	0	23	2.6
Rodgers, L	2	9	35	2	33	3.7	0	8	16.5
Mcgahee, C	14	1	21	0	21	21.0	0	21	1.5
Fosselman, J	2	1	18	0	18	18.0	0	18	9.0
Prudenti, M	14	1	16	0	16	16.0	0	16	1.1
Harper, E	14	4	5	3	2	0.5	0	4	0.1
Tellis, B	14	1	0	0	0	0.0	0	0	0.0
Bynes, R	14	2	2	12	-10	-5.0	0	2	-0.7
Embick, D	10	13	34	50	-16	-1.2	0	11	-1.6
Team	10	13	0	40	-40	-3.1	0	0	-4.0
Allen, J	14	83	150	326	-176	-2.1	0	20	-12.6
<b>TOTAL</b>	<b>14</b>	<b>554</b>	<b>2327</b>	<b>539</b>	<b>1788</b>	<b>3.2</b>	<b>17</b>	<b>38</b>	<b>127.7</b>
<b>OPPONENTS</b>	<b>14</b>	<b>520</b>	<b>2416</b>	<b>388</b>	<b>2028</b>	<b>3.9</b>	<b>16</b>	<b>63</b>	<b>144.9</b>

PASSING	GP	EFFIC	ATT-CMP-INT	PCT	YDS	TD	LONG	AVG/G
Allen, J	14	153.60	346-218-9	63.0	3003	24	73	214.5
Embick, D	10	206.89	37-30-0	81.1	397	4	49	39.7
Team	10	0.00	1-0-0	0.0	0	0	0	0.0
Barron, D	14	581.20	1-1-0	100.0	18	1	18	1.3
<b>TOTAL</b>	<b>14</b>	<b>159.43</b>	<b>385-249-9</b>	<b>64.7</b>	<b>3418</b>	<b>29</b>	<b>73</b>	<b>244.1</b>
<b>OPPONENTS</b>	<b>14</b>	<b>118.60</b>	<b>480-273-17</b>	<b>56.9</b>	<b>3146</b>	<b>20</b>	<b>63</b>	<b>224.7</b>

RECEIVING	GP	NO	YDS	AVG	TD	LONG	AVG/G
Crissinger-hill	14	74	1134	15.3	9	73	81.0
Bynes, R	14	47	772	16.4	9	62	55.1
Tellis, B	14	29	435	15.0	1	50	31.1
Taylor, L	14	27	466	17.3	4	53	33.3
Parker, D	14	19	116	6.1	2	19	8.3
Prudenti, M	14	13	153	11.8	2	19	10.9
Harper, E	14	13	89	6.8	0	20	6.4
Sanchez, A	13	11	97	8.8	0	35	7.5
Jackson, A	14	5	30	6.0	0	28	2.1
Barron, D	14	4	55	13.8	0	18	3.9
Coker, B	11	4	38	9.5	2	16	3.5
Porter-isom, D	9	2	31	15.5	0	16	3.4
Embick, D	10	1	2	2.0	0	2	0.2
<b>TOTAL</b>	<b>14</b>	<b>249</b>	<b>3418</b>	<b>13.7</b>	<b>29</b>	<b>73</b>	<b>244.1</b>
<b>OPPONENTS</b>	<b>14</b>	<b>273</b>	<b>3146</b>	<b>11.5</b>	<b>20</b>	<b>63</b>	<b>224.7</b>

SCORING	TD	PAT					SAF	POINTS
		FGS	KICK	RUSH	RCV	PASS		
MYERS, M	0	12-15	48-49	0-0	0	0-0	0	84
BYNES, R	9	0-0	0-0	0-0	1	0-0	0	56
CRISSINGER-HILL	9	0-0	0-0	0-0	0	0-0	0	54
JACKSON, A	7	0-0	0-0	0-0	0	0-0	0	42
PARKER, D	7	0-0	0-0	0-0	0	0-0	0	42
TAYLOR, L	4	0-0	0-0	0-0	0	0-0	0	24
SANCHEZ, A	4	0-0	0-0	0-0	0	0-0	0	24
COKER, B	2	0-0	0-0	0-0	0	0-0	0	12
HUGHLEY, W	2	0-0	0-0	0-0	0	0-0	0	12
PRUDENTI, M	2	0-0	0-0	0-0	0	0-0	0	12
BARRON, D	1	0-0	0-0	0-0	1	0-0	0	8
HENRY, E	1	0-0	0-0	0-0	0	0-0	0	6
OSBORNE, T	1	0-0	0-0	0-0	0	0-0	0	6
TELLIS, B	1	0-0	0-0	0-0	0	0-0	0	6
SWAIN, Q	1	0-0	0-0	0-0	0	0-0	0	6
SLOAN, J	1	0-0	0-0	0-0	0	0-0	0	6
TEAM	0	0-0	0-0	0-0	0	0-0	2	4
ALLEN, J	0	0-0	0-0	0-0	0	2-2	0	0
<b>TOTAL</b>	<b>52</b>	<b>12-15</b>	<b>48-49</b>	<b>0-0</b>	<b>2</b>	<b>2-2</b>	<b>0</b>	<b>404</b>
<b>OPPONENTS</b>	<b>37</b>	<b>17-20</b>	<b>29-32</b>	<b>1-2</b>	<b>0</b>	<b>0-3</b>	<b>0</b>	<b>306</b>

**INDIVIDUAL STATISTICS (CONT'D)**

PUNT RETURNS	NO	YDS	AVG	TD	LONG
Prudenti, M	27	166	6.1	0	50
Tellis, B	6	72	12.0	0	33
McGahee, C	2	2	1.0	0	5
Skinner, Q	2	27	13.5	0	0
Earls, S	1	23	23.0	0	0
Henry, E	0	14	0.0	1	14
Osborne, T	0	0	0.0	1	0
<b>TOTAL</b>	<b>38</b>	<b>304</b>	<b>8.0</b>	<b>2</b>	<b>50</b>
<b>OPPONENTS</b>	<b>36</b>	<b>119</b>	<b>3.3</b>	<b>0</b>	<b>17</b>

INTERCEPTIONS	NO	YDS	AVG	TD	LONG
SKINNER, Q	5	41	8.2	0	3
HUGHLEY, W	5	123	24.6	2	63
TERRY, J	2	23	11.5	0	18
LASKOWSKI, C	2	41	20.5	0	40
ROUNDTREE, C	1	15	15.0	0	15
EARLS, S	1	11	11.0	0	11
GORDON, L	1	0	0.0	0	0
<b>TOTAL</b>	<b>17</b>	<b>254</b>	<b>14.9</b>	<b>2</b>	<b>63</b>
<b>OPPONENTS</b>	<b>9</b>	<b>85</b>	<b>9.4</b>	<b>0</b>	<b>18</b>

KICK RETURNS	NO	YDS	AVG	TD	LONG
JACKSON, A	18	467	25.9	0	55
MCGAHEE, C	12	187	15.6	0	35
PRUDENTI, M	5	82	16.4	0	25
ACEVEDO, T	4	34	8.5	0	16
SANCHEZ, A	3	26	8.7	0	12
TELLIS, B	1	17	17.0	0	17
<b>TOTAL</b>	<b>43</b>	<b>813</b>	<b>18.9</b>	<b>0</b>	<b>55</b>
<b>OPPONENTS</b>	<b>45</b>	<b>847</b>	<b>18.8</b>	<b>0</b>	<b>40</b>

FUMBLE RETURNS	NO	YDS	AVG	TD	LONG
SLOAN, J	2	49	24.5	1	46
SWAIN, Q	1	3	3.0	1	3
HUGHLEY, W	1	25	25.0	0	25
<b>TOTAL</b>	<b>4</b>	<b>77</b>	<b>19.2</b>	<b>2</b>	<b>46</b>
<b>OPPONENTS</b>	<b>3</b>	<b>78</b>	<b>26.0</b>	<b>1</b>	<b>47</b>

TOTAL OFFENSE	G	PLAYS	RUSH	PASS	TOTAL	AVG/G
ALLEN, J	14	429	-176	3003	2827	201.9
JACKSON, A	14	151	779	0	779	55.6
PARKER, D	14	134	513	0	513	36.6
BARRON, D	14	102	476	18	494	35.3
EMBICK, D	10	50	-16	397	381	38.1
SANCHEZ, A	13	38	135	0	135	10.4
TAYLOR, L	14	2	37	0	37	2.6
RODGERS, L	2	9	33	0	33	16.5
MCGAHEE, C	14	1	21	0	21	1.5
FOSSelman, J	2	1	18	0	18	9.0
PRUDENTI, M	14	1	16	0	16	1.1
HARPER, E	14	4	2	0	2	0.1
BYNES, R	14	2	-10	0	-10	-0.7
TEAM	10	14	-40	0	-40	-4.0
<b>TOTAL</b>	<b>14</b>	<b>939</b>	<b>1788</b>	<b>3418</b>	<b>5206</b>	<b>371.9</b>
<b>OPPONENTS</b>	<b>14</b>	<b>1000</b>	<b>2028</b>	<b>3146</b>	<b>5174</b>	<b>369.6</b>

PUNTING	NO.	YDS	AVG	LONG	TB	FC	I20	BLKD
ROSAS, A	75	2899	38.7	57	4	12	22	0
<b>TOTAL</b>	<b>75</b>	<b>2899</b>	<b>38.7</b>	<b>57</b>	<b>4</b>	<b>12</b>	<b>22</b>	<b>0</b>
<b>OPPONENTS</b>	<b>74</b>	<b>2745</b>	<b>37.1</b>	<b>76</b>	<b>6</b>	<b>3</b>	<b>16</b>	<b>3</b>

FIELD GOALS	FGM-FGA	PCT	01-19	20-29	30-39	40-49	50-99	LG	BLK
MYERS, M	12-15	80.0	1-1	3-3	1-4	6-6	1-1	53	0

FG SEQUENCE	FAU	OPPONENTS
Middle Tennessee	-	(37),(25)
Valdosta State Univ	(32)	(35)
UCF	-	34,(43),(38)
Youngstown State	(22),(44)	(41),(37)
Illinois State	-	38,(47)
Texas State Univ.	-	-
Nicholls State Univ	30,(20)	(39)
U. Northern Colorado	31	-
Gardner-Webb	(26),38	(33)
Siena College	-	(43)
Fla. International	(18)	(38),39,(40),(43)
Bethune-Cookman	(47),(48),(40)	(23)
Northern Arizona	(53),(41)	(37)
Colgate University	(43)	(30)

Numbers in (parentheses) indicate field goal was made.

ALL PURPOSE	G	RUSH	REC	PR	KOR	IR	TOT	AVG/G
JACKSON, A	14	779	30	0	467	0	1276	91.1
CRISSINGER-HILL	14	0	1134	0	0	0	1134	81.0
BYNES, R	14	-10	772	0	0	0	762	54.4
PARKER, D	14	513	116	0	0	0	629	44.9
BARRON, D	14	476	55	0	0	0	531	37.9
TELLIS, B	14	0	435	72	17	0	524	37.4
TAYLOR, L	14	37	466	0	0	0	503	35.9
PRUDENTI, M	14	16	153	166	82	0	417	29.8
SANCHEZ, A	13	135	97	0	26	0	258	19.8
MCGAHEE, C	14	21	0	2	187	0	210	15.0
HUGHLEY, W	13	0	0	0	0	123	123	9.5
HARPER, E	14	2	89	0	0	0	91	6.5
SKINNER, Q	14	0	0	27	0	41	68	4.9
LASKOWSKI, C	14	0	0	0	0	41	41	2.9
COKER, B	11	0	38	0	0	0	38	3.5
EARLS, S	14	0	0	23	0	11	34	2.4
ACEVEDO, T	14	0	0	0	34	0	34	2.4
RODGERS, L	2	33	0	0	0	0	33	16.5
PORTER-ISOM, D	9	0	31	0	0	0	31	3.4
TERRY, J	11	0	0	0	0	23	23	2.1
FOSSelman, J	2	18	0	0	0	0	18	9.0
ROUNDTREE, C	14	0	0	0	0	15	15	1.1
HENRY, E	12	0	0	14	0	0	14	1.2
EMBICK, D	10	-16	2	0	0	0	-14	-1.4
TEAM	10	-40	0	0	0	0	-40	-4.0
ALLEN, J	14	-176	0	0	0	0	-176	-12.6
<b>TOTAL</b>	<b>14</b>	<b>1788</b>	<b>3418</b>	<b>304</b>	<b>813</b>	<b>254</b>	<b>6577</b>	<b>469.8</b>
<b>OPPONENTS</b>	<b>14</b>	<b>2028</b>	<b>3146</b>	<b>119</b>	<b>847</b>	<b>85</b>	<b>6225</b>	<b>444.6</b>





# Defensive Statistics

DEFENSIVE LEADERS	GP	TACKLES			TFL/YDS	SACKS NO-YDS	PASS DEF		FUMBLES		BLKD		SAF
		SOLO	AST	TOTAL			INT-YDS	BRUP	QBH	RCV-YDS	FF	KICK	
51 SWAIN, Q	14	52	52	104	9-21	1-8	•	3	•	3-3	2	•	•
46 LASKOWSKI, C	14	51	42	93	8-21	2-7	2-41	2	•	1-0	3	•	•
24 HUGHLEY, W	13	47	31	78	2-4	•	5-123	7	•	1-25	•	•	•
10 SKINNER, Q	14	43	32	75	4-7	•	5-41	9	•	•	1	2	•
50 HIGGINS, T	14	44	30	74	13-29	3-16	•	1	•	•	2	•	•
3 ROUNDTREE, C	14	35	29	64	2-5	1-3	1-15	3	•	•	1	•	•
29 TERRY, J	11	31	30	61	2-6	1-4	2-23	4	•	1-0	1	•	•
96 SLOAN, J	14	24	33	57	18-34	6-16	•	•	•	3-49	2	•	•
54 MCKINLEY, C	14	23	25	48	7-17	1-4	•	1	•	2-0	1	•	•
59 EARLS, S	14	22	19	41	3-15	1-12	1-11	3	1	•	2	1	•
90 GRAY, W	13	22	13	35	7-51	5-43	•	•	•	•	2	•	•
27 RODGERS, C	14	17	17	34	1-0	•	•	1	•	•	1	•	•
92 GUERRIER, Y	14	15	16	31	5-11	1-4	•	2	•	1-0	1	•	•
52 WALKER, J	14	16	14	30	1-1	•	•	•	•	•	•	•	•
99 RICKARDS, R	12	10	20	30	9-26	5-22	•	1	•	1-0	1	•	•
22 GORDON, L	14	14	14	28	3-4	1-1	1-0	2	•	•	1	•	•
94 STRACHAN, T	11	10	14	24	3-9	1-4	•	•	•	•	•	•	•
34 AMAYA, C	4	14	6	20	2-3	•	•	2	•	•	•	•	•
25 ACEVEDO, T	14	11	5	16	•	•	•	•	•	1-0	•	•	•
57 PUGH, J	8	6	9	15	3-3	•	•	•	•	1-0	•	•	•
82 MCGAHEE, C	14	10	3	13	•	•	•	•	•	1-0	•	•	•
39 HENRY, E	12	9	3	12	•	•	•	1	•	•	1	•	•
23 PASICK, L	14	3	4	7	1-2	•	•	1	•	•	•	•	•
55 JACQUES, D	5	3	2	5	2-9	1-7	•	1	•	•	•	•	•
93 KONCHAK, B	7	3	2	5	1-2	1-2	•	•	•	•	•	•	•
85 CAVE, A	4	2	2	4	•	•	•	•	•	•	•	•	•
15 PRUDENTI, M	14	3	•	3	•	•	•	•	•	•	•	•	•
40 PINDELL, T	8	3	•	3	•	•	•	1	•	•	•	•	•
35 SANCHEZ, A	13	3	•	3	•	•	•	•	•	•	•	•	•
95 CHASE, M	5	2	1	3	•	•	•	•	•	•	•	•	•
84 CRISSINGER-HILL	14	2	•	2	•	•	•	•	•	•	•	•	•
5 PARKER, D	14	2	•	2	•	•	•	•	•	•	•	•	•
48 BENSON, E	12	•	2	2	•	•	•	•	•	•	•	•	•
68 SHEPHERD, C	13	1	•	1	•	•	•	•	•	•	•	•	•
70 FAULK, N	12	1	•	1	•	•	•	•	•	•	•	•	•
89 POLLICE, T	9	•	1	1	1-6	1-6	•	•	•	•	•	•	•
98 FLEMING, J	2	1	•	1	•	•	•	•	•	•	•	•	•
7 OSBORNE, T	3	•	1	1	•	•	•	1	•	•	•	•	•
9 TAYLOR, L	14	•	1	1	•	•	•	•	•	•	•	•	•
61 PARE, B	14	•	1	1	•	•	•	•	•	•	•	•	•
31 RODGERS, L	2	1	•	1	•	•	•	•	•	•	•	•	•
2 BARRON, D	14	1	•	1	•	•	•	•	•	•	•	•	•
20 HARPER, E	14	1	•	1	•	•	•	•	•	•	•	•	•
49 VERA, J	1	•	1	1	•	•	•	•	•	•	•	•	•
TM TEAM	10	1	•	1	•	•	•	•	•	•	•	•	2
17 BYNES, R	14	1	•	1	•	•	•	•	•	•	•	•	•
<b>Total</b>	<b>14</b>	<b>560</b>	<b>475</b>	<b>1035</b>	<b>107-286</b>	<b>26-164</b>	<b>17-254</b>	<b>46</b>	<b>1</b>	<b>16-77</b>	<b>22</b>	<b>3</b>	<b>2</b>
<b>Opponents</b>	<b>14</b>	<b>511</b>	<b>520</b>	<b>1031</b>	<b>137-447</b>	<b>46-314</b>	<b>9-85</b>	<b>39</b>	<b>5</b>	<b>17-78</b>	<b>12</b>	<b>1</b>	<b>1</b>



# FAU Offense

DATE	OPPONENT	RUSHING				RECEIVING				PASSING				KICK RET				PUNT RET				ALL PURP		
		NO	YDS	TD	LG	NO	YDS	TD	LG	ATT	CMP	INT	YDS	TD	LG	NO	YDS	TD	LG	NO	YDS		TD	LG
Aug 28	at Middle Tennessee	32	42	0	8	18	215	2	62	29	18	2	215	2	62	3	55	0	25	5	44	1	10	356
Sep 06	VALDOSTA STATE UNIV	40	152	1	30	21	277	1	50	31	21	1	277	1	50	6	155	0	35	2	5	0	7	607
Sep 13	at UCF	31	102	1	20	26	352	3	53	40	26	0	352	3	53	5	94	0	25	0	0	0	0	586
Sep 20	at Youngstown State	35	48	0	9	19	245	1	41	31	19	0	245	1	41	3	70	0	48	4	19	0	8	382
Sep 27	at Illinois State	41	76	2	21	15	226	2	67	26	15	0	226	2	67	3	27	0	14	2	4	0	6	388
Oct 04	TEXAS STATE UNIV.	56	187	3	31	15	269	1	73	26	15	0	269	1	73	1	22	0	22	4	11	0	8	489
Oct 11	NICHOLLS STATE UNIV	41	225	1	26	14	149	2	21	18	14	0	149	2	21	2	14	0	8	3	12	0	5	400
Oct 18	U. NORTHERN COLORADO	47	108	0	23	19	257	2	39	24	19	1	257	2	39	4	48	0	16	2	61	0	50	548
Nov 1	GARDNER-WEBB	40	128	2	21	15	203	2	39	21	15	0	203	2	39	3	72	0	31	2	13	0	16	416
Nov 15	SIENA COLLEGE	55	370	3	38	12	139	4	21	13	12	0	139	4	21	2	67	0	55	4	41	0	18	617
Nov 22	at Fla. International	34	66	1	10	23	299	2	39	33	23	1	299	2	39	4	78	0	43	1	5	0	5	462
Nov 29	at Bethune-Cookman	38	112	1	34	9	204	2	46	22	9	0	204	2	46	3	73	0	35	2	-8	0	0	385
Dec 06	at Northern Arizona	43	120	1	16	21	317	4	49	32	21	1	317	4	49	1	5	0	5	2	30	0	21	522
Dec 13	COLGATE UNIVERSITY	21	52	1	13	22	266	1	40	39	22	3	266	1	40	3	33	0	18	5	67	1	33	419
<b>TOTALS</b>		<b>554</b>	<b>1788</b>	<b>17</b>	<b>38</b>	<b>249</b>	<b>3418</b>	<b>29</b>	<b>73</b>	<b>385</b>	<b>249</b>	<b>9</b>	<b>3418</b>	<b>29</b>	<b>73</b>	<b>43</b>	<b>813</b>	<b>0</b>	<b>55</b>	<b>38</b>	<b>304</b>	<b>2</b>	<b>50</b>	<b>6577</b>
<b>OPPONENT</b>		<b>520</b>	<b>2028</b>	<b>16</b>	<b>63</b>	<b>273</b>	<b>3146</b>	<b>20</b>	<b>63</b>	<b>480</b>	<b>273</b>	<b>17</b>	<b>3146</b>	<b>20</b>	<b>63</b>	<b>45</b>	<b>847</b>	<b>0</b>	<b>40</b>	<b>36</b>	<b>119</b>	<b>0</b>	<b>17</b>	<b>6225</b>

GAMES PLAYED: 14

AVG PER RUSH: 3.2

AVG PER CATCH: 13.7

PASS EFFICIENCY: 159.43

KICK RET AVG: 18.9

PUNT RET AVG: 8.0

ALL PURPOSE AVG/GAME: 469.8

TOTAL OFFENSE AVG/GM: 3,71.9

# FAU Defense

DATE	OPPONENT	TACKLES				SACKS	FUMBLE			PASS		BLKD KICKS-XPTS				SAF	PTS		
		SOLO	AST	TOTAL	TFL-YDS		NO-YDS	FF	FR-YDS	INT-YDS	QBH	BRK	KICK	ATT	MAD			RUN	RCV
Aug 28	at Middle Tennessee	54	20	74	5-9	1-4	3	0-0	0-0	0	2	1	2-2	0	0	0	0	0	20
Sep 06	VALDOSTA STATE UNIV	41	34	75	4-10	1-7	2	1-0	1-18	0	5	0	2-2	0	0	0	0	17	
Sep 13	at UCF	54	8	62	4-10	0-0	0	0-0	2-38	1	3	0	3-3	0	1	0	0	29	
Sep 20	at Youngstown State	37	38	75	14-24	5-10	1	1-0	1-0	0	1	0	1-1	0	0	0	0	13	
Sep 27	at Illinois State	43	30	73	11-19	2-7	1	0-0	2-55	0	7	0	4-4	0	0	0	0	28	
Oct 04	TEXAS STATE UNIV.	32	30	62	3-15	3-15	1	1-0	0-0	0	3	0	4-3	0	0	0	0	27	
Oct 11	NICHOLLS STATE UNIV	35	38	73	7-35	2-18	4	5-46	1-0	0	3	0	4-4	0	0	0	0	31	
Oct 18	U. NORTHERN COLORADO	26	40	66	7-33	2-22	0	1-0	3-74	0	2	0	3-3	0	0	0	0	21	
Nov 1	GARDNER-WEBB	38	51	89	5-20	3-15	1	0-0	1-0	0	3	0	4-4	0	0	0	0	31	
Nov 15	SIENA COLLEGE	27	18	45	5-12	0-0	2	1-0	0-0	0	1	1	7-7	0	0	0	1	51	
Nov 22	at Fla. International	47	32	79	5-17	2-13	1	1-3	1-14	0	3	0	3-3	0	1	0	0	32	
Nov 29	at Bethune-Cookman	43	32	75	8-22	4-17	5	4-3	2-4	0	6	0	3-3	0	0	1	0	32	
Dec 06	at Northern Arizona	34	42	76	13-35	7-31	1	1-25	2-50	0	5	0	6-6	0	0	0	0	48	
Dec 13	COLGATE UNIVERSITY	49	62	111	16-25	0-0	0	0-0	1-1	0	2	1	3-3	0	0	0	0	24	
<b>TOTALS</b>		<b>560</b>	<b>475</b>	<b>1035</b>	<b>107-286</b>	<b>32-159</b>	<b>22</b>	<b>16-77</b>	<b>17-254</b>	<b>1</b>	<b>46</b>	<b>3</b>	<b>49-48</b>	<b>0</b>	<b>2</b>	<b>2</b>	<b>404</b>		
<b>OPPONENT</b>		<b>511</b>	<b>520</b>	<b>1031</b>	<b>137-447</b>	<b>54-291</b>	<b>12</b>	<b>17-78</b>	<b>9-85</b>	<b>5</b>	<b>39</b>	<b>1</b>	<b>32-29</b>	<b>1</b>	<b>0</b>	<b>1</b>	<b>306</b>		

DATE	OPPONENT	PUNTING								FIELD GOALS			
		NO	YDS	AVG	LONG	BLKD	TB	FC	50+	120	ATT-MADE	LG	BLKD
Aug 28	at Middle Tennessee	8	375	46.9	57	0	0	1	4	2	0-0	0	0
Sep 06	VALDOSTA STATE UNIV	5	181	36.2	45	0	0	3	0	0	1-1	32	0
Sep 13	at UCF	7	258	36.9	43	0	0	2	0	4	0-0	0	0
Sep 20	at Youngstown State	9	318	35.3	44	0	1	3	0	3	2-2	44	0
Sep 27	at Illinois State	9	358	39.8	56	0	0	1	1	4	0-0	0	0
Oct 04	TEXAS STATE UNIV.	3	105	35.0	37	0	0	1	0	2	0-0	0	0
Oct 11	NICHOLLS STATE UNIV	5	179	35.8	45	0	1	0	0	0	2-1	20	0
Oct 18	U. NORTHERN COLORADO	6	220	36.7	47	0	1	1	0	1	1-0	0	0
Nov 1	GARDNER-WEBB	5	209	41.8	49	0	0	1	0	2	2-1	26	0
Nov 15	SIENA COLLEGE	0	0	0.0	0	0	0	0	0	0	0-0	0	0
Nov 22	at Fla. International	4	140	35.0	45	0	0	0	0	0	1-1	18	0
Nov 29	at Bethune-Cookman	7	270	38.6	54	0	1	0	1	2	3-3	48	0
Dec 06	at Northern Arizona	3	114	38.0	52	0	0	0	1	1	2-2	53	0
Dec 13	COLGATE UNIVERSITY	4	172	43.0	48	0	0	0	0	1	1-1	43	0
<b>TOTALS</b>		<b>75</b>	<b>2899</b>	<b>38.7</b>	<b>57</b>	<b>0</b>	<b>4</b>	<b>12</b>	<b>7</b>	<b>22</b>	<b>15-12</b>	<b>53</b>	<b>0</b>
<b>OPPONENT</b>		<b>74</b>	<b>2745</b>	<b>37.1</b>	<b>76</b>	<b>3</b>	<b>6</b>	<b>3</b>	<b>9</b>	<b>16</b>	<b>20-17</b>	<b>47</b>	<b>0</b>





# Opponent Offense

DATE	OPPONENT	RUSHING				RECEIVING				PASSING				KICK RET				PUNT RET				ALL PURP
		NO	YDS	TD	LG	NO	YDS	TD	LG	ATT-CMP-INT	YDS	TD	LG	NO	YDS	TD	LG	NO	YDS	TD	LG	
Aug 28	at Middle Tennessee	44	183	1	63	19	160	1	22	35-19-0	160	1	22	0	0	0	0	5	5	0	7	368
Sep 06	VALDOSTA STATE UNIV	24	73	1	10	35	381	4	43	49-35-1	381	4	43	2	32	0	17	2	14	0	13	516
Sep 13	at UCF	24	68	1	23	37	497	3	63	52-37-2	497	3	63	2	53	0	28	4	10	0	6	628
Sep 20	at Youngstown State	40	158	0	30	12	119	0	25	26-12-1	119	0	25	4	81	0	24	3	17	0	9	375
Sep 27	at Illinois State	46	229	0	21	13	100	1	21	39-13-2	100	1	21	3	55	0	20	3	14	0	14	398
Oct 04	TEXAS STATE UNIV.	23	66	2	18	23	249	0	41	42-23-0	249	0	41	3	64	0	24	2	1	0	1	380
Oct 11	NICHOLLS STATE UNIV	50	272	2	43	10	175	1	46	17-10-1	175	1	46	2	35	0	28	1	5	0	5	487
Oct 18	U. NORTHERN COLORADO	36	173	1	20	12	254	2	53	23-12-3	254	2	53	1	5	0	5	2	-6	0	0	438
Nov 1	GARDNER-WEBB	39	163	3	32	26	206	0	19	41-26-1	206	0	19	4	79	0	26	2	8	0	8	456
Nov 15	SIENA COLLEGE	29	110	0	29	0	0	0	0	6-0-0	0	0	0	7	112	0	27	0	0	0	0	222
Nov 22	at Fla. International	41	95	2	17	22	237	0	34	35-22-1	237	0	34	3	44	0	21	3	6	0	9	382
Nov 29	at Bethune-Cookman	29	109	1	19	25	291	2	53	45-25-2	291	2	53	7	135	0	40	5	23	0	16	558
Dec 06	at Northern Arizona	32	124	0	38	23	270	3	57	44-23-2	270	3	57	4	116	0	37	1	0	0	0	513
Dec 13	COLGATE UNIVERSITY	63	205	2	14	16	207	3	34	26-16-1	207	3	34	3	36	0	16	3	22	0	17	504
Opponent totals		520	2028	16	63	273	3146	20	63	480-273-17	3146	20	63	45	847	0	40	36	119	0	17	6225
Florida Atlantic		554	1788	17	38	249	3418	29	73	385-249-9	3418	29	73	43	813	0	55	38	304	2		

GAMES PLAYED: 14  
KICK RET AVG: 18.8

AVG PER RUSH: 3.9  
PUNT RET AVG: 33

AVG PER CATCH: 11.5  
ALL PURPOSE AVG/GAME: 444.6

PASS EFFICIENCY: 118.60  
TOTAL OFFENSE AVG/GM: 369.6

# Opponent Defense

DATE	OPPONENT	TACKLES				SACKS	FUMBLE			PASS		BLKD KICKS-XPTS					SAF	PTS
		SOLO	AST	TOTAL	TFL-YDS		NO-YDS	FF	FR-YDS	INT-YDS	QBH	BRK	KICK	ATT-MAD	RUN	RCV		
Aug 28	at Middle Tennessee	38	20	58	9-32	6-30	0	2-0	2-20	0	0	0	2-1	0	0	0	0	19
Sep 06	VALDOSTA STATE UNIV	42	46	88	16-41	5-31	2	3-47	1-16	0	2	0	6-6	0	0	0	0	45
Sep 13	at UCF	42	28	70	3-22	3-22	0	0-0	0-0	5	5	0	3-3	0	0	0	0	33
Sep 20	at Youngstown State	33	42	75	11-35	5-26	1	1-0	0-0	0	0	0	0-0	0	0	0	0	6
Sep 27	at Illinois State	36	38	74	21-57	5-22	3	2-0	0-0	0	4	0	1-1	0	0	0	0	10
Oct 04	TEXAS STATE UNIV.	43	46	89	8-41	4-32	1	2-31	0-0	0	3	1	2-2	0	0	0	0	14
Oct 11	NICHOLLS STATE UNIV	33	38	71	5-7	0-0	1	1-0	0-0	0	2	0	2-2	0	0	0	0	23
Oct 18	U. NORTHERN COLORADO	42	38	80	12-44	6-30	0	1-0	1-12	0	2	0	2-1	0	0	0	0	19
Nov 1	GARDNER-WEBB	34	28	62	5-18	3-12	0	0-0	0-0	0	1	0	3-3	0	0	1	0	26
Nov 15	SIENA COLLEGE	34	52	86	8-9	0-0	0	0-0	0-0	0	1	0	0-0	0	0	0	0	3
Nov 22	at Fla. International	42	32	74	7-32	3-20	1	1-0	1-0	0	7	0	2-2	0	0	0	0	23
Nov 29	at Bethune-Cookman	37	26	63	20-59	7-38	2	3-0	0-0	0	4	0	3-3	0	0	0	0	24
Dec 06	at Northern Arizona	25	64	89	8-29	7-28	0	1-0	1-3	0	3	0	2-2	1	0	0	0	25
Dec 13	COLGATE UNIVERSITY	30	22	52	4-21	0-0	1	0-0	3-34	0	5	0	4-3	0	0	0	0	36
OPPONENT TOTALS		511	520	1031	137-447	54-291	12	17-78	9-85	5	39	1	32-29	1	0	1	0	306
FLORIDA ATLANTIC		560	475	1035	107-286	32-159	22	16-77	17-254	1	46	3	49-48	0	2	2	0	404

DATE	OPPONENT	PUNTING										FIELD GOALS			
		NO	YDS	AVG	LONG	BLKD	TB	FC	50+	I20	ATT-MADE	LG	BLKD		
Aug 28	at Middle Tennessee	10	348	34.8	53	1	1	0	1	2			2-2	37	0
Sep 06	VALDOSTA STATE UNIV	5	200	40.0	48	0	2	0	0	2			1-1	35	0
Sep 13	at UCF	2	85	42.5	46	0	0	0	0	1			3-2	43	0
Sep 20	at Youngstown State	7	295	42.1	51	0	0	1	2	3			2-2	41	0
Sep 27	at Illinois State	9	311	34.6	60	0	1	1	1	1			2-1	47	0
Oct 04	TEXAS STATE UNIV.	6	289	48.2	62	0	0	1	2	1			0-0	0	0
Oct 11	NICHOLLS STATE UNIV	3	115	38.3	42	0	0	0	0	0			1-1	39	0
Oct 18	U. NORTHERN COLORADO	5	246	49.2	76	0	2	0	2	1			0-0	0	0
Nov 1	GARDNER-WEBB	4	151	37.8	44	0	0	0	0	1			1-1	33	0
Nov 15	SIENA COLLEGE	6	155	25.8	38	1	0	0	0	1			1-1	43	0
Nov 22	at Fla. International	2	63	31.5	37	0	0	0	0	0			4-3	43	0
Nov 29	at Bethune-Cookman	6	146	24.3	47	0	0	0	0	1			1-1	23	0
Dec 06	at Northern Arizona	4	167	41.8	47	0	0	0	0	1			1-1	37	0
Dec 13	COLGATE UNIVERSITY	5	174	34.8	50	1	0	0	1	1			1-1	30	0
OPPONENT TOTALS		74	2745	37.1	76	3	6	3	9	16			20-17	47	0
FLORIDA ATLANTIC		75	2899	38.7	57	0	4	12	7	22			15-12	53	0



# Team Statistics

	@MTSU	VSU	@UCF	@YSU	@ISU	TXST	NSU	UNC	GWU	SIENA	@FIU	@B-CC	@NAU	Colg.
SCORE	20	45	29	13	28	14	23	21	26	3	32	32	48	36
	19	17	33	6	10	27	31	19	31	51	23	24	25	24
YARDS	257	454	454	293	302	315	447	365	369	110	365	316	437	412
	343	429	565	277	329	456	374	427	331	509	332	400	394	318
RUSH. YDS.	42	73	125	48	76	66	272	173	163	126	66	112	120	205
	183	152	68	158	229	187	225	108	128	381	95	100	124	52
PASS ATT.	29	49	40	31	26	42	17	23	41	6	33	22	32	26
	35	31	52	26	39	26	18	24	21	13	35	45	44	39
COMP.	18	35	35	19	15	23	10	12	26	0	23	9	21	16
	19	21	37	12	13	15	14	19	15	12	22	25	23	22
COMP. %	62%	71%	65%	61%	57%	55%	58%	53%	58%	0	70%	40%	66%	61%
	54%	43%	71%	46%	33%	58%	77%	79%	71%	92%	63%	56%	52%	56%
TD/INT	2/2	7/1	3/0	1/0	4/0	2/0	3/1	3/3	4/1	0/0	4/1	2/0	6/1	5/1
	1/0	2/1	3/2	0/1	1/2	4/0	4/0	3/1	4/0	7/0	2/1	2/2	3/2	3/3
1ST DOWNS	11	26	23	14	16	17	23	21	24	5	20	15	24	26
	18	21	24	16	18	29	19	19	16	28	23	20	17	17
POSS. TIME	27:16	31:13	27:17	32:25	32:19	36:55	31:24	26:13	33:21	22:17	26:59	26:28	33:16	42:42
	32:44	28:47	32:43	27:35	27:41	23:05	28:36	33:47	26:29	37:43	33:01	33:32	26:44	17:18
3RD DOWN	4-14	5-12	4-14	5-16	6/15	7/15	2/11	6/12	3/12	1/10	6/13	3/13	9/13	14/21
CONV	4-18	3-13	12-18	2-13	4/18	9/16	5/12	6/14	5/14	7/9	6/15	6/16	6/18	6/12
FUMBLES/ Lost	0/0	3/1	0/0	0/0	3/2	0/0	6/5	0/0	0/0	3/1	1/1	3/3	2/1	0/0
	0/0	4/3	2/2	0/0	1/0	2/2	1/1	0/0	0/0	1/0	3/1	5/4	1/1	0/0
PENALTIES/ Yards	10/81	5/47	14/140	5/46	11/110	15/143	6/50	5/41	6/39	3/16	7/75	7/60	7/62	5/59
	11/120	10/80	17/145	6/40	12/112	8/76	7/76	11/97	6/39	6/40	8/62	10/142	2/5	6/55
Sacks/ Yards	1/4	5/44	0/0	4/10	1/7	4/42	0/0	5/30	3/12	0/0	2/13	4/17	4/31	0/0
	5/30	1/7	3/22	4/26	3/22	3/15	2/18	2/22	2/20	1/2	3/20	6/38	5/28	0/0





# Team Season Highs & Lows

## FLORIDA ATLANTIC

Total Points . . . . .	51	vs	Siena	11/15/03
Low . . . . .	13	vs	Youngstown	9/20/03
Total Points at Lockhart . . . . .	51	vs	Siena	11/15/03
Low . . . . .	17	vs	Valdosta	9/6/03
Road Points . . . . .	48	vs	Northern Arizona	12/6/03
Low . . . . .	13	vs	Youngswon	9/20/03
Total 1st Downs . . . . .	29	vs	Texas State	10/4/03
Low . . . . .	11	vs	Middle Tennessee	8/28/03
1st Downs at Lockhart . . . . .	21	vs	Texas state	10/4/03
Low . . . . .	16	vs	Gardner-Webb	11/1/03
1st Downs on the Road . . . . .	24	vs	Northern Arizona	12/6/03
Low . . . . .	11	vs	Middle Tennessee	9/28/03
Total Fumbles . . . . .	4/3	vs	Valdosta	9/6/03
Low . . . . .	0/0	vs	six opponents	
Total Fumbles at Lockhart . . . . .	4/3	vs	Valdosta	9/6/03
Low . . . . .	0	vs	three opponents	
Total Fumbles on he Road . . . . .	3/3	vs	Bethune-Cookman	11/29/03
Low . . . . .	0	vs	three opponents	
Total Rushing . . . . .	225	vs	Nicholls	10/11/03
Low . . . . .	52	vs	Colgate	12/13/03
Rushing at Lockhart . . . . .	225	vs	Nicholls State	10/11/03
Low . . . . .	42	vs	Middle Tennessee	8/28/03
Rushing on the Road . . . . .	125	vs	UCF 9/13/03	
Low . . . . .	42	vs	Middle Tennessee	8/28/03
Total Passing Att. . . . .	40	vs	UCF	9/13/03
Low . . . . .	13	vs	Siena	11/15/03
Passing at Lockhart . . . . .	39	vs	Colgate	12/13/03
Low . . . . .	13	vs	Siena	11/15/03
Passing Att on the Road . . . . .	40	vs	UCF	9/13/03
Low . . . . .	22	vs	Bethune-Cookman	11/29/03
Total Passing Comp . . . . .	35	vs	UCF	9/13/03
Low . . . . .	12	vs	Siena	11/15/03
Passing Comp at Lockhart . . . . .	22	vs	Colgate	12/13/03
Low . . . . .	11	vs	Siena	11/15/03
Passing Comp on the Road . . . . .	35	vs	UCF	9/13/03
Low . . . . .	9	vs	Bethune-Cookman	11/29/03
Total Pass Int. . . . .	3	vs	Colgate	12/13/03
Low . . . . .	0	vs	eight opponents	
Total Pass Int at Lockhart . . . . .	3	vs	Colgate	12/13/03
Low . . . . .	0	vs	eight opponents	
Total Pass Int on the Road . . . . .	2	vs	Middle Tennessee	8/28/03
Low . . . . .	0	vs	four opponents	
Total Passing Yards . . . . .	352	vs	UCF	9/13/03
Low . . . . .	139	vs	Siena	11/15/03
Total Passing Yards at Lockhart . . . . .	269	vs	Texas State	10/4/03
Low . . . . .	139	vs	Siena	11/15/03
Passing Yards on the Road . . . . .	352	vs	UCF	9/13/03
Low . . . . .	204	vs	Bethune-Cookman	11/29/03
Total Offensive plays . . . . .	82	vs	Texas State	10/4/03
Low . . . . .	59	vs	Nicholls State	10/11/03
Offensive Plays at Lockhart . . . . .	82	vs	Texas State	10/4/03
Low . . . . .	59	vs	Nicholls State	10/11/03
Offensive Plays on the Road . . . . .	75	vs	Northern Arizona	12/6/03
Low . . . . .	60	vs	Bethune-Cookman	11/29/03
Total Offense . . . . .	509	vs	Siena	11/15/03
Low . . . . .	257	vs	Middle Tennessee	8/28/03
Offense at Lockhart . . . . .	509	vs	Siena	11/15/03
Low . . . . .	318	vs	Colgate	12/13/03
Offense on the Road . . . . .	454	vs	UCF	9/13/03
Low . . . . .	293	vs	Youngstown State	9/20/03
Total Tackles . . . . .	111	vs	Colgate	12/13/03
Low . . . . .	45	vs	Siena	11/15/03
Tackles at Lockhart . . . . .	111	vs	Colgate	12/13/03
Low . . . . .	45	vs	Siena	11/15/03
Tackles on the Road . . . . .	82	vs	Florida International	11/22/03
Low . . . . .	62	vs	UCF	9/13/03
Total Solo . . . . .	54	vs	Middle Tennessee	9/28/03
Low . . . . .	26	vs	UCF	9/13/03
Solo at Lockhart . . . . .	49	vs	Northern Colorado	10/18/03
Low . . . . .	26	vs	Colgate	12/13/03
Solo Tackles on the Road . . . . .	54	vs	Northern Colorado	10/18/03
Low . . . . .	26	vs	Middle Tennessee	9/28/03
Low . . . . .	34	vs	UCF	9/13/03
Low . . . . .	34	vs	Northern Arizona	12/13/03

## OPPONENTS

Total Points . . . . .	45	Valdosta	9/6/03
Low . . . . .	3	Siena	11/15/03
Total Points at Lockhart . . . . .	36	Colgate	12/13/03
Low . . . . .	3	Siena	11/15/03
Road Points . . . . .	33	UCF	9/13/03
Low . . . . .	6	Youngstown State	9/20/03
Total 1st Downs . . . . .	26	Valdosta	9/6/03
Low . . . . .	5	Siena	11/15/03
1st Downs at Lockhart . . . . .	26	Valdosta	9/6/03
Low . . . . .	16	Youngstown State	9/20/03
1st Downs on the Road . . . . .	24	UCF	9/13/03
Low . . . . .	16	Youngstown State	9/20/03
Total Fumbles . . . . .	3/1	Florida International	11/22/03
Low . . . . .	0/0	Youngstown State	9/20/03
Total Rushing . . . . .	229	Illinois State	9/27/03
Low . . . . .	68	UCF	9/13/03
Rushing at Lockhart . . . . .	272	Northern Colorado	10/18/03
Low . . . . .	66	Texas State	10/4/03
Rushing on the Road . . . . .	229	Illinois State	9/27/03
Low . . . . .	68	UCF	9/13/03
Total Passing Att. . . . .	52	UCF	9/13/03
Low . . . . .	6	Siena	11/13/03
Passing at Lockhart . . . . .	49	Valdosta	9/6/03
Low . . . . .	6	Siena	11/13/03
Passing Att on the Road . . . . .	52	UCF	9/13/03
Low . . . . .	26	Youngstown State	9/20/03
Total Passing Comp . . . . .	37	UCF	9/13/03
Low . . . . .	0	Siena	11/13/03
Passing Comp at Lockhart . . . . .	35	Valdosta	9/6/03
Low . . . . .	0	Siena	11/13/03
Passing Comp on the Road . . . . .	37	UCF	9/13/03
Low . . . . .	12	Youngstown State	9/20/03
Total Pass Int. . . . .	3	Northern Colorado	10/18/03
Low . . . . .	0	three times	
Total Pass Int at Lockhart . . . . .	3	Northern Colorado	10/18/03
Low . . . . .	0	two times	
Total Pass Int on the Road . . . . .	2	four times	
Low . . . . .	0	Middle Tennessee	9/28/03
Total Passing Yards . . . . .	497	UCF	9/13/03
Low . . . . .	0	Siena	11/13/03
Total Yards at Lockhart . . . . .	381	Valdosta	9/3/03
Low . . . . .	0	Siena	11/13/03
Passing Yards on the Road . . . . .	497	UCF	9/13/03
Low . . . . .	100	Illinois State	9/27/03
Total Offensive plays . . . . .	89	Colgate	12/13/03
Low . . . . .	35	Siena	11/13/03
Offensive Plays at Lockhart . . . . .	89	Colgate	12/13/03
Low . . . . .	35	Siena	11/13/03
Offensive Plays on the Road . . . . .	85	Illinois State	9/27/03
Low . . . . .	66	Youngstown State	9/20/03
Total Offense . . . . .	565	UCF	9/13/03
Low . . . . .	110	Siena	11/13/03
Offense at Lockhart . . . . .	447	Nicholls State	10/11/03
Low . . . . .	110	Siena	11/13/03
Offense on the Road . . . . .	565	UCF	9/13/03
Low . . . . .	277	Youngstown State	9/20/03
Total Tackles . . . . .	89	Northern Arizona	12/6/03
Low . . . . .	58	Middle Tennessee	8/28/03
Tackles at Lockhart . . . . .	88	Valdosta State	9/6/03
Low . . . . .	52	Colgate	12/13/03
Tackles on the Road . . . . .	89	Northern Arizona	12/6/03
Low . . . . .	58	Middle Tennessee	8/28/03
Total Solo . . . . .	42	four times	
Low . . . . .	25	Northern Arizona	12/6/03
Solo at Lockhart . . . . .	42	two times	
Low . . . . .	27	Siena	11/13/03
Solo Tackles on the Road . . . . .	42	two times	
Low . . . . .	25	Northern Arizona	12/6/03



# FAU 2003 Starting Lineups

## OFFENSE

	TE	LT	LG	C	RG	RT	QB	FB	HB	WR	WR
@MTSU	C-Hill	Hunnicut	Fischer	Guffey	Campos	Ketchum	Allen	Barron	Harper	Taylor	Bynes
VSU	C-Hill	Richards	Fischer	Guffey	Campos	Ketchum	Allen	Barron	Harper	Taylor	Bynes
@UCF	C-Hill	Richards	Fischer	Guffey	Campos	Ketchum	Allen	Barron	Harper	Taylor	Bynes
@YSU	C-Hill	Richards	Fischer	Guffey	Campos	Shepherd	Allen	Barron	Harper	Taylor	Bynes
@ISU	C-Hill	Richards	Fischer	Guffey	Campos	Shepherd	Allen	Barron	Harper	Taylor	Bynes
TXST	C-Hill	Richards	Fischer	Guffey	Campos	Shepherd	Allen	Barron	Harper	Taylor	Bynes
NSU	C-Hill	Richards	Fischer	Guffey	Campos	Shepherd	Allen	Barron	Sanchez	Taylor	Bynes
NCU	C-Hill	Richards	Fischer	Guffey	Campos	Shepherd	Allen	Barron	Sanchez	Taylor	Bynes
G-WU	C-Hill	Richards	Fischer	Guffey	Campos	Shepherd	Allen	Barron	Harper	Taylor	Bynes
SIENA	C-Hill	Richards	Fischer	Guffey	Campos	Shepherd	Allen	Barron	Sanchez	Taylor	Bynes
@FIU	C-Hill	Richards	Fischer	Guffey	Campos	Shepherd	Allen	Barron	Sanchez	Taylor	Bynes
@B-CC	C-Hill	Richards	Fischer	Guffey	Campos	Shepherd	Allen	Barron	Sanchez	Taylor	Bynes
@NAU	C-Hill	Richards	Fischer	Guffey	Campos	Shepherd	Allen	Barron	Sanchez	Taylor	Bynes
COLGATE	C-Hill	Richards	Fischer	Guffey	Campos	Shepherd	Allen	Barron	Sanchez	Taylor	Bynes

## DEFENSE

	DE	DT	DT	DE	LB	LB	LB	CB	SS	FS	CB
@MTSU	Rickards	Strachan	Guerrier	Sloan	Higgins	Swain	Laskowski	Skinner	Amaya	Terry	Hughley
VSU	Rickards	Strachan	Guerrier	Sloan	Higgins	Swain	Laskowski	Skinner	Amaya	Terry	Hughley
@UCF	Sloan	Cave	Guerrier	Gray	Higgins	Swain	Laskowski	Skinner	Amaya	Terry	Roundtree
@YSU	Sloan	Pugh	Guerrier	Gray	Higgins	Swain	Laskowski	Skinner	Roundtree	Terry	Hughley
@ISU	Sloan	Pugh	Guerrier	Rickards	Higgins	Swain	Laskowski	Skinner	Roundtree	Terry	Hughley
TXST	Sloan	Strachan	Guerrier	Rickards	Higgins	Swain	Laskowski	Skinner	Roundtree	Terry	Hughley
NSU	Sloan	Strachan	Guerrier	Rickards	Higgins	Swain	Laskowski	Skinner	Roundtree	Terry	Hughley
NCU	Sloan	Strachan	Guerrier	Rickards	Higgins	Swain	Laskowski	Skinner	Roundtree	Terry	Hughley
G-WU	Sloan	Strachan	Guerrier	Rickards	Higgins	Swain	Laskowski	Skinner	Roundtree	Rodgers	Hughley
SIENA	Sloan	Strachan	Guerrier	Rickards	Higgins	Swain	Laskowski	Skinner	Roundtree	Rodgers	Hughley
@FIU	Sloan	Strachan	Guerrier	Rickards	Higgins	Swain	Laskowski	Skinner	Roundtree	Terry	Hughley
@B-CC	Sloan	Strachan	Guerrier	Rickards	Higgins	Swain	Laskowski	Skinner	Rodgers	Terry	Hughley
@NAU	Sloan	Strachan	Guerrier	Rickards	Higgins	Swain	Laskowski	Skinner	Roundtree	Terry	Hughley
COLGATE	Sloan	Strachan	Guerrier	Rickards	Higgins	Swain	Laskowski	Skinner	Roundtree	Terry	Hughley

## 2003 TEAM CAPTAINS

TEAM	CAPTAINS	FAU RESULT	DEFENDS
@MTSU	Allen, Guffey, Guerrier, Higgins	Lost/Received	North
VSU	Laskowski, Guerrier, Richards, Prudenti, Bynes, Rosas	Lost/Received	West
@UCF	Campos, Earls, Laskowski, Guerrier	Won /Received	South
@YSU	Crissinger-Hill, Skinner, Allen, Higgins, Myers	Won/Received	South
@ISU	Pugh, Skinner, Fischer, Allen	Lost/Received	East
TXST	Sloan, Hughley, Taylor, Pare	Lost/Defended	East
NSU	Roundtree, Campos, Higgins, Gordon, Jackson	Won/Received	East
NCU	Higgins, Allen, Higgins, Sanchez	Won/Deferred	East
G-WU	Jackson, Embick, Guerrier, Rickards, Higgins	Won/Deferred	East
SIENA	Taylor, Hughley, Bynes, Guerrier, McKinley	Lost/Received	West
@FIU	Barron, Hughley, Higgins, Henry, Coker	Won/Received	West
@B-CC	Hughley, Sanchez, Richards, Guerrier, Earls	Won/Received	West
@NAU	Myers, Skinner, Taylor, Tellis, Richard	Won/Received	West
COLGATE	Allen, McKinley, Hughley, Laskowski, Fischer	Lost/Defended	West

## GAME-BY-GAME DEFENSIVE LEADERS

Team	Tackles (solo)	Team	Tackles (solo)
<b>Middle Tennessee</b>	Quentin Swain 10 (9)	<b>Northern Colorado</b>	Willie Hughley 8 (4)
	Tyrone Higgins 7 (6)		Chris Laskowski 7 (4)
	Chris McKinley 7 (3)		Quentin Swain 6 (1)
			Quincy Skinner 6 (0)
<b>Valdosta</b>	Jerrell Terry 9 (4)	<b>Gardner-Webb</b>	Willie Hughley 13 (9)
	Quentin Swain 8 (5)		Chris Laskowski 13 (3)
	Quincy Skinner 8 (3)		Craig Roundtree 12 (6)
	Chris McKinley 7 (4)		
<b>UCF</b>	Christian Amaya 9 (9)	<b>Siena</b>	Cameron Rodgers 4 (4)
	Craig Roundtree 6 (6)		Taheem Acevedo 4 (2)
	Tyrone Higgins 6 (6)		Shomari Earls 4 (2)
	Quincy Skinner 6 (5)		
<b>Youngstown State</b>	Quentin Swain 11 (4)	<b>Florida International</b>	Quentin Swain 11 (5)
	Quentin Swain 11 (4)		Ramon Rickards 10 (3)
	Chris Laskowski 8 (4)		Chris Laskowski 8 (6)
	Johnnie Sloan 7 (2)		Tyrone Higgins 8 (3)
	William Gray 5 (4)		
<b>Illinois State</b>	Joe Walker 8 (5)	<b>Bethune-Cookman</b>	Quentin Swain 12 (5)
	Willie Hughley 7 (5)		Johnnie Sloan 8 (4)
	Craig Roundtree 6 (3)		Jerrell Terry 7 (3)
	Quentin Swain 5 (4)		Tyrone Higgins 6 (4)
	Jerrell Terry 5 (3)		
<b>Texas State</b>	Quincy Skinner 8 (5)	<b>Northern Arizona</b>	Chris Laskowski 10 (8)
	Willie Hughley 6 (4)		Willie Hughley 10 (6)
	Craig Roundtree 6 (3)		Shomari Earls 6 (1)
	Quentin Swain 5 (4)		Johnnie Sloan 6 (0)
<b>Nicholls State</b>	Chris Laskowski 10 (4)	<b>Colgate</b>	Quentin Swain 14 (5)
	Tyrone Higgins 9 (6)		Craig Roundtree 13 (5)
	Jerrell Terry 8 (3)		Jerrell Terry 12 (3)
	Quincy Skinner 8 (3)		Tyrone Higgins 10 (6)
	Quentin Swain 8 (2)		Willie Hughley 10 (5)





# Game-by-Game Statistic Leaders

RUSHING	No-Yds/TD	MT	VSU	UCF	YSU	ILS	TXST	NSU	UNC	GWU	SIENA	FIU	BCC	NAU	CU
JACKSON, A	151-779/7	-	9-68/0	6-44/0	7-23/0	16-19/1	17-110/1	9-80/0	16-78/0	21-113/2	7-86/2	6-26/0	14-49/0	17-75/1	6-8/0
PARKER, D	134-513/5	11-22/0	6-20/0	8-36/0	5-11/0	3--3/0	17-77/1	16-59/0	9-35/0	5-23/0	12-75/1	16-42/1	6-17/1	12-52/0	8-47/1
BARRON, D	101-476/1	8-22/0	12-63/0	7-16/0	10-39/0	6-24/0	8-27/0	8-39/1	6-17/0	6-15/0	16-105/0	4-13/0	7-82/0	2-13/0	1-1/0
SANCHEZ, A	38-135/4	-	6-28/1	2-7/1	1--2/0	9-43/1	5-11/1	2-15/0	-	DNP	5-20/0	2--1/0	3-8/0	1-2/0	2-4/0
TAYLOR, L	2-37/0	-	1-23/0	-	-	-	-	-	-	-	-	-	-	1-14/0	-
RODGERS, L	9-33/0	DNP	DNP	DNP	DNP	DNP	DNP	-	DNP	DNP	9-33/0	DNP	DNP	DNP	DNP
McGAHEE, C	1-21/0	-	-	-	-	1-21/0	-	-	-	-	-	-	-	-	-
FOSSELMAN, J	1-18/0	DNP	DNP	DNP	DNP	DNP	DNP	DNP	DNP	DNP	1-18/0	DNP	DNP	-	DNP
PRUDENTI, M	1-16/0	-	-	-	-	-	-	-	-	-	1-16/0	-	-	-	-
HARPER, E	4-2/0	1-1/0	-	-	-	-	-	-	1-0/0	1--3/0	1-4/0	-	-	-	-
TELLIS, B	1-0/0	-	-	-	-	-	-	1-0/0	-	-	-	-	-	-	-
BYNES, R	2--10/0	-	-	-	-	-	1-2/0	-	1--12/0	-	-	-	-	-	-
EMBICK, D	13--16/0	1--7/0	1--3/0	DNP	-	1--9/0	1-0/0	1-9/0	7--17/0	-	1-11/0	DNP	DNP	-	DNP
TEAM	13--40/0	1--1/0	-	DNP	3--5/0	1--4/0	DNP	2--1/0	DNP	3--8/0	-	DNP	-	2--6/0	1--15/0
ALLEN, J	83--176/0	10-5/0	5--47/0	8--1/0	9--18/0	4--15/0	7--40/0	2-24/0	7-7/0	4--12/0	2-2/0	6--14/0	8--44/0	8--30/0	3-7/0

RECEIVING	No-Yds/TD	MT	VSU	UCF	YSU	ILS	TXST	NSU	UNC	GWU	SIENA	FIU	BCC	NAU	CU
C-HILL	74-1134/9	3-33/0	4-45/0	8-135/2	4-67/0	4-88/2	7-160/1	7-73/1	7-86/1	5-57/1	1-21/0	9-92/1	3-34/0	6-129/0	6-114/0
BYNES, R	47-772/9	6-126/2	5-89/1	3-38/0	7-122/1	2-24/0	1-19/0	1-18/0	5-82/1	3-71/1	2-11/1	4-49/0	-	5-90/2	3-33/0
TAYLOR, L	27-466/4	2-13/0	1-14/0	2-58/0	1-4/0	4-49/0	4-57/0	1-21/1	4-83/0	3-51/0	1-17/1	-	2-76/1	1-16/1	1-7/0
TELLIS, B	29-435/1	-	4-88/0	6-82/0	4-38/0	1-20/0	1-10/0	-	-	2-13/0	1-8/0	3-60/0	2-77/1	3-25/0	2-14/0
PRUDENTI, M	13-153/2	1-15/0	1-12/0	1-7/0	2-17/0	3-41/0	-	-	-	-	1-5/1	1-18/1	1-12/0	2-26/0	-
PARKER, D	19-116/2	4-19/0	2-12/0	1-4/0	-	-	-	2-20/0	-	1-9/0	-	1-19/0	1-5/0	2-9/1	5-19/1
SANCHEZ, A	11-97/0	-	1-1/0	1-5/0	-	-	1-5/0	2-9/0	-	DNP	1-9/0	1-11/0	-	1-13/0	3-44/0
HARPER, E	13-89/0	1-8/0	3-16/0	2-0/0	-	-	-	1-8/0	2-12/0	-	1-20/0	2-16/0	-	1-9/0	-
BARRON, D	4-55/0	1-1/0	-	1-18/0	-	-	1-18/0	-	-	-	-	1-18/0	-	-	-
COKER, B	4-38/2	-	-	1-5/1	DNP	-	-	-	-	DNP	2-17/1	1-16/0	DNP	-	-
PORTER-ISOM, D	2-31/0	DNP	-	DNP	DNP	DNP	-	-	-	-	2-31/0	-	DNP	-	-
JACKSON, A	5-30/0	-	-	-	1--3/0	1-4/0	-	-	1--6/0	-	-	-	-	-	2-35/0
EMBICK, D	1-2/0	-	-	DNP	-	-	-	-	-	1-2/0	-	DNP	DNP	-	DNP

## PASSING

ALLEN, J	ATT	COMP	INT	PCT	YARDS	TD	LONG	SACK	YDS
Middle Tennessee	28	17	2	60.7	208	2	62	4	23
Valdosta State Univ	22	16	1	72.7	225	1	50	4	41
UCF	40	26	0	65.0	352	3	53	3	22
Youngstown State	29	18	0	62.1	241	1	41	4	26
Illinois State	26	15	0	57.7	226	2	67	3	22
Texas State Univ.	26	15	0	57.7	269	1	73	4	42
Nicholls State Univ	18	14	0	77.8	149	2	21	0	0
U. Northern Colorado	15	11	1	73.3	125	1	38	2	4
Gardner-Webb	13	9	0	69.2	152	1	39	3	12
Siena College	8	7	0	87.5	77	3	21	0	0
Fla. International	32	22	1	68.8	281	1	39	3	20
Bethune-Cookman	22	9	0	40.9	204	2	46	6	38
Northern Arizona	28	17	1	60.7	228	3	45	5	28
Colgate University	39	22	3	56.4	266	1	40	0	0
<b>TOTALS</b>	<b>346</b>	<b>218</b>	<b>9</b>	<b>63.0</b>	<b>3003</b>	<b>24</b>	<b>73</b>	<b>41</b>	<b>278</b>


#11 EMBICK, D	ATT	COMP	INT	PCT	YARDS	TD	LONG	SACK	YDS
Middle Tennessee	1	1	0	100.0	7	0	7	1	7
Valdosta State Univ	8	5	0	62.5	52	0	16	1	3
Youngstown State	2	1	0	50.0	4	0	4	0	0
U. Northern Colorado	9	8	0	88.9	132	1	39	3	26
Gardner-Webb	8	6	0	75.0	51	1	32	0	0
Siena College	5	5	0	100.0	62	1	16	0	0
Northern Arizona	4	4	0	100.0	89	1	49	0	0
<b>TOTALS</b>	<b>37</b>	<b>30</b>	<b>0</b>	<b>81.1</b>	<b>397</b>	<b>4</b>	<b>49</b>	<b>5</b>	<b>36</b>

#2 BARRON, D	Att	Comp	Int	Pct	Yards	TD	Long	Sack	Yds
Fla. International	1	1	0	100.0	18	1	18	0	0
<b>TOTALS</b>	<b>1</b>	<b>1</b>	<b>0</b>	<b>100.0</b>	<b>18</b>	<b>1</b>	<b>18</b>	<b>0</b>	<b>0</b>



DATE	OPPONENT	-----TACKLES-----			-----SACKS-----		-FUMBLE-		Pass Blkd			----- Kicks -----			-- XPTS--		PTS
		SOLO	AST	TOTAL	TFL-YDS	NO-YDS	FF	FR-YDS	INT-YDS	QBH	BRK	KICK	ATT-MAD	RUN	RCV	SAF	
Aug 28	at Middle Tennessee	54	20	74	5-9	1-4	3	0-0	0-0	0	2	1	2-2	0	0	0	20
Sep 06	VALDOSTA STATE	41	34	75	4-10	1-7	2	1-0	1-18	0	5	0	2-2	0	0	0	17
Sep 13	at UCF	54	8	62	4-10	0-0	0	0-0	2-38	1	3	0	3-3	0	1	0	29
Sep 20	at Youngstown State	37	38	75	14-24	5-10	1	1-0	1-0	0	1	0	1-1	0	0	0	13
Sep 27	at Illinois State	43	30	73	11-19	2-7	1	0-0	2-55	0	7	0	4-4	0	0	0	28
Oct 04	TEXAS STATE	32	30	62	3-15	3-15	1	1-0	0-0	0	3	0	4-3	0	0	0	27
Oct 11	NICHOLLS STATE	35	38	73	7-35	2-18	4	5-46	1-0	0	3	0	4-4	0	0	0	31
Oct 18	NORTHERN CO	26	40	66	7-33	2-22	0	1-0	3-74	0	2	0	3-3	0	0	0	21
Nov 1	GARDNER-WEBB	38	51	89	5-20	3-15	1	0-0	1-0	0	3	0	4-4	0	0	0	31
Nov 15	SIENA	27	18	45	5-12	0-0	2	1-0	0-0	0	1	1	7-7	0	0	1	51
Nov 22	at Fla. International	47	32	79	5-17	2-13	1	1-3	1-14	0	3	0	3-3	0	1	0	32
Nov 29	at Bethune-Cookman	43	32	75	8-22	4-17	5	4-3	2-4	0	6	0	3-3	0	0	1	32
Dec 06	at Northern Arizona	34	42	76	13-35	7-31	1	1-25	2-50	0	5	0	6-6	0	0	0	48
Dec 13	COLGATE	49	62	111	16-25	0-0	0	0-0	1-1	0	2	1	3-3	0	0	0	24
<b>TOTALS</b>		<b>560</b>	<b>475</b>	<b>1035</b>	<b>107-286</b>	<b>32-159</b>	<b>22</b>	<b>16-77</b>	<b>17-254</b>	<b>1</b>	<b>46</b>	<b>3</b>	<b>49-48</b>	<b>0</b>	<b>2</b>	<b>2</b>	<b>404</b>
<b>OPPONENT</b>		<b>511</b>	<b>520</b>	<b>1031</b>	<b>137-447</b>	<b>54-291</b>	<b>12</b>	<b>17-78</b>	<b>9-85</b>	<b>5</b>	<b>39</b>	<b>1</b>	<b>32-29</b>	<b>1</b>	<b>0</b>	<b>1</b>	<b>306</b>

Date	Opponent	-----PUNTING-----										-----FIELD GOALS-----		
		No	Yds	Avg	Long	Blkd	TB	FC	50+	120	Att-Made	Lg	Blkd	
Aug 28	at Middle Tennessee	8	375	46.9	57	0	0	1	4	2	0-0	0	0	
Sep 06	VALDOSTA STATE	5	181	36.2	45	0	0	3	0	0	1-1	32	0	
Sep 13	at UCF	7	258	36.9	43	0	0	2	0	4	0-0	0	0	
Sep 20	at Youngstown State	9	318	35.3	44	0	1	3	0	3	2-2	44	0	
Sep 27	at Illinois State	9	358	39.8	56	0	0	0	1	4	0-0	0	0	
Oct 04	TEXAS STATE	3	105	35.0	37	0	0	1	0	2	0-0	0	0	
Oct 11	NICHOLLS STATE	5	179	35.8	45	0	1	0	0	0	2-1	20	0	
Oct 18	NORTHERN COLORADO	6	220	36.7	47	0	1	1	0	1	1-0	0	0	
Nov 1	GARDNER-WEBB	5	209	41.8	49	0	0	1	0	2	2-1	26	0	
Nov 15	SIENA	0	0	0.0	0	0	0	0	0	0	0-0	0	0	
Nov 22	at Fla. International	4	140	35.0	45	0	0	0	0	0	1-1	18	0	
Nov 29	at Bethune-Cookman	7	270	38.6	54	0	1	0	1	2	3-3	48	0	
Dec 06	at Northern Arizona	3	114	38.0	52	0	0	0	1	1	2-2	53	0	
Dec 13	COLGATE	4	172	43.0	48	0	0	0	0	1	1-1	43	0	
<b>TOTALS</b>		<b>75</b>	<b>2899</b>	<b>38.757</b>	<b>0</b>	<b>4</b>	<b>12</b>	<b>7</b>	<b>22</b>	<b>15-12</b>	<b>53</b>	<b>0</b>		
<b>OPPONENT</b>		<b>74</b>	<b>2745</b>	<b>37.176</b>	<b>3</b>	<b>6</b>	<b>3</b>	<b>9</b>	<b>16</b>	<b>20-17</b>	<b>47</b>	<b>0</b>		



Date	Opponent	-----RUSHING-----				-----RECEIVING-----				-----PASSING-----				-----KICK RET -----				-----PUNT RET-----				ALL
		No.	Yds	TD	Lg	No.	Yds	TD	Lg	Att-Cmp-Int	Yds	TD	Lg	No	Yds	TD	Lg	No	Yds	TD	Lg	
Aug 28	at Middle Tennessee	32	42	0	8	18	215	2	62	29-18-2	215	2	62	3	55	0	25	5	44	1	10	356
Sep 06	VALDOSTA STATE	40	152	1	30	21	277	1	50	31-21-1	277	1	50	6	155	0	35	2	5	0	7	607
Sep 13	at UCF	31	102	1	20	26	352	3	53	40-26-0	352	3	53	5	94	0	25	0	0	0	0	586
Sep 20	at Youngstown State	35	48	0	9	19	245	1	41	31-19-0	245	1	41	3	70	0	48	4	19	0	8	382
Sep 27	at Illinois State	41	76	2	21	15	226	2	67	26-15-0	226	2	67	3	27	0	14	2	4	0	6	388
Oct 04	TEXAS STATE	56	187	3	31	15	269	1	73	26-15-0	269	1	73	1	22	0	22	4	11	0	8	489
Oct 11	NICHOLLS STATE	41	225	1	26	14	149	2	21	18-14-0	149	2	21	2	14	0	8	3	12	0	5	400
Oct 18	NORTHERN COLORADO	47	108	0	23	19	257	2	39	24-19-1	257	2	39	4	48	0	16	2	61	0	50	548
Nov 1	GARDNER-WEBB	40	128	2	21	15	203	2	39	21-15-0	203	2	39	3	72	0	31	2	13	0	16	416
Nov 15	SIENA	55	370	3	38	12	139	4	21	13-12-0	139	4	21	2	67	0	55	4	41	0	18	617
Nov 22	at Fla. International	34	66	1	10	23	299	2	39	33-23-1	299	2	39	4	78	0	43	1	5	0	5	462
Nov 29	at Bethune-Cookman	38	112	1	34	9	204	2	46	22-9-0	204	2	46	3	73	0	35	2	-8	0	0	385
Dec 6	at Northern Arizona	43	120	1	16	21	317	4	49	32-21-1	317	4	49	1	5	0	5	2	30	0	21	522
Dec 13	COLGATE	21	52	1	13	22	266	1	40	39-22-3	266	1	40	3	33	0	18	5	67	1	33	419
<b>TOTALS</b>		<b>554</b>	<b>1788</b>	<b>17</b>	<b>38</b>	<b>249</b>	<b>3418</b>	<b>29</b>	<b>73</b>	<b>385-249-9</b>	<b>3418</b>	<b>29</b>	<b>73</b>	<b>43</b>	<b>813</b>	<b>0</b>	<b>55</b>	<b>38</b>	<b>304</b>	<b>2</b>	<b>50</b>	<b>6577</b>
<b>OPPONENT</b>		<b>520</b>	<b>2028</b>	<b>16</b>	<b>63</b>	<b>273</b>	<b>3146</b>	<b>20</b>	<b>63</b>	<b>480-273-17</b>	<b>3146</b>	<b>20</b>	<b>63</b>	<b>45</b>	<b>847</b>	<b>0</b>	<b>40</b>	<b>36</b>	<b>119</b>	<b>0</b>	<b>17</b>	<b>6225</b>





# FAU Football Firsts



FIRST TOUCHDOWN  
2001- SLIPPERY ROCK



FIRST D I-A OPPONENT  
2002 - USF



FIRST D I-A VICTORY  
2003 - MIDDLE TENNESSEE



FIRST PLAY-OFF GAME  
2003 - BETHUNE-COOKMAN



# History

In this  
section...

TIMELINE

RECRUITING  
CLASSES

ALL-TIME  
ROSTERS

ALL-TIME  
RECORDS



ED MATHEWS CELEBRATING PROGRAM'S FIRST VICTORY  
SEPTEMBER 8, 2001





**MAY 1999**

First coaches are a temporary staff hired to recruit for the month of May.

**JULY 1999**

Howard Schnellenberger is awarded a seven-year contract as head coach and announces Tom Oxley's donation for the Athletic Center and practice fields.



**SEPTEMBER 29, 1999**

FAU celebrates the ground breaking for the Tom Oxley Athletic Center.

**OCTOBER 1999**

The Boca Raton Female Football League (BFFL), founded by Football Founder Yvonne Boyce, hosts a women's only luncheon, featuring soccer star Brandi Chastain, to heighten football awareness.

**NOVEMBER 6, 1999**

Football participates in the American Diabetes Walk, one of several charitable services the program has participated in during its initial phase.

**JANUARY 2000**

Oxley Center construction begins with ground clearing and baseball "B" field reconstruction.

**FEBRUARY 2, 2000**

FAU's first signing day featured a "pot luck" dinner and future player announcement.

**MARCH 2000**

FAU Football wins the International Bed Race, held in Hawaii.

**AUGUST 28, 2000**

The first practice was held in the Palm Beach Community College Gym, on FAU's Boca Raton Campus, due to inclement weather. More than 160 students tried out for the team.



**NOVEMBER, 2000**

Formed Blue and Red Girls



# Recruiting Classes

## LISTED ALPHABETICALLY

### 2000

NAME	POS	HT	WGT	CLS	HOMETOWN (PREVIOUS SCHOOL)
Jared Allen	QB	6-3	185	Fr	Edmond, OK (HS)
Arthur Cave	DE	6-1	245	Fr	Miami, FL (Northwestern HS)
Eddie Dunbar	TE	6-3	240	Fr	Pompano Beach, FL (Northeast HS)
Jack Fenelon	DB	5-11	170	Fr	Delray Beach, FL (Atlantic HS)
Mario Fernandez	QB	6-3	240	Fr	Hialeah, FL (HS)
Yrvins Guerrier	DE	6-1	235	Fr	Miami, FL (North Miami HS)
Tyrone Higgins	LB	6-1	235	Fr	Riviera Beach, FL (Palm Beach Gardens)
Robert Hunnicutt	OL	6-3	260	Fr	Miami, FL (Sunset HS)
Adrian Jackson	DB	5-10	170	Fr	Pompano Beach, FL (Ely HS)
Anthony Jackson	RB	5-9	180	Fr	Delray Beach, FL (Olympic Heights HS)
Garett Jahn	QB	6-3	190	Fr	Tallahassee, FL (Leon HS)
Dekolan James	RB	5-10	192	Fr	Miami, FL (Carol City HS)
Mauratae Johnson	DB	6-1	180	Fr	West Palm Beach, FL (Suncoast HS)
Kevin Ketchum	OL	6-4	225	Fr	Ft. Lauderdale, FL (Dillard HS)
Jamaal Knowles	DE	6-3	210	Fr	Vero Beach, FL (Sebastian Rvier HS)
Ernest Osborne	DE	6-4	225	Fr	Ft. Lauderdale, FL (Dillard HS)
Doug Parker	RB	5-11	205	Fr	Delray Beach, FL (Atlantic HS)
Thomas Parker	WR	6-2	190	Fr	Miami, FL (Northwestern HS)
James Ray	OL	6-4	280	Fr	Boca Raton, FL (HS)
Cory Reddick	DB	5-7	170	Fr	Boynton Beach, FL (Santaluces HS)
Dave Richards	DE	6-3	265	Fr	Delray Beach, FL (Spanish River HS)
Ramon Rickards	DT	6-1	230	Fr	Miami, FL (Killian HS)
Craig Roundtree	DB	5-8	170	Fr	Bradenton, FL (Southeast HS)
Larry Taylor	WR	5-7	165	Fr	Sebastian, FL (Sebastian River HS)

### 2001

#### (FIVE LISTED AMONG STATE'S TOP-100)

NAME	POS	HT	WGT	CLS	HOMETOWN (PREVIOUS SCHOOL)
Jake Beckman	DE	6-3	220	Fr	Miami, FL (Miami Palmetto HS)
Sam Black	RB	5-10	195	Fr	Miami, FL (Miami Senior HS)
Sylvester Brinkley	LB	6-3	185	Fr	Stuart, FL (Martin County HS)
Yulkeith Brown	DB	5-8	175	Fr	Miami, FL (Northwestern HS)
Mark Chase	DE	6-3	260	Fr	Miami, FL (Miami Central HS)
Anthony Crissinger-Hill	TE	6-3	200	Fr	Tampa, FL (Jefferson HS)
Thavaris Dority	WR	6-4	185	Fr	Boca Raton, FL (HS)
Dominic Fair	LB	6-0	225	Fr	Boynton Beach, FL (Spanish River HS)
Yamon Figurs	WR	5-11	160	Fr	Ft. Pierce, FL (Ft. Pierce-Westwood HS)
Kevin Fischer	OL	6-3	235	Fr	Boca Raton, FL (Pope John Paul II HS)
William Gray	DL	6-4	210	Fr	Lauderdale Lakes, FL (Boyd Anderson HS)
Willie Hughley	CB	5-10	170	Fr	Haines City, FL (Haines City HS)
Dimitri Jacques	LB	6-3	205	Fr	Miami, FL (Miami Beach HS)
Tremaine Johnson	DB	5-11	172	Fr	Boynton Beach, FL (Santaluces HS)
Justin Markey	D	6-3	225	Fr	Sarasota, FL (HS)
Chris McKinley	SS	6-1	190	Fr	Rockledge, FL (HS)
Kinyumba Mutakabbir	LB	6-2	187	Fr	Lawrenceville, GA (Berkmar HS)
Taurian Osborne	CB	5-10	176	Fr	Pembroke Pines, FL (Miami Jackson Senior)
Anthony Porter II	RB	5-10	176	Fr	Bradenton, FL (Manatee HS)
Darion Porter	WR	6-1	170	Fr	Bradenton, FL (Manatee HS)
Todd Poitier	WR	6-1	170	So	Deerfield Beach, FL (HS/Florida)
Jason Pugh	DE	6-2	234	Fr	Atlantic Beach, FL (Fletcher HS)
Jordan Roberts	DT	6-2	235	Jr	Santa Maria, CA (S. Broward HS/Alan Hancock CC)
Cameron Rodgers	FS	5-10	174	Fr	Tampa, FL (Jefferson HS)
Chris Shepherd	OL	6-3	288	Fr	Apopka, FL (HS)
Justin Sobol	OT	6-4	266	Fr	Oakland Park, FL (Ely HS)
Teddy Strachan	DT	6-2	245	Fr	Dania Beach, FL (South Broward HS)





# FAU All-Time Roster

The "All-Time Roster" is a list of players who have ended the season on the active roster. It may differ from both the "Letterman-Roster" and the "Numerical Roster." Following each name is year(s) listed on the roster, position, jersey number and hometown.

## A-B

Taheem Acevedo	03	DB	25	Miami, FL
Jared Allen	01-03	QB	12	Edmond, OK
Anthony Almonte	02	DL	72	Davie, FL
Dewain Akerblom	02-02	LS	56	Ft. Laudredale, FL
Daveon Barron	02-03	RB	28/2	Ft. Pierce, FL
Jake Beckman	01-02	DL	91	Miami FL
Erik Benson	02-03	TE/LB	80/49	Plantation, FL
Junior Bergel	01	RB	35	Miami, FL
Jay Bitzer	01	OL	78	Boca Raton, FL
Josh Blaylock	01/03	FB	39	Canfield, OH
Gerrius Brantley	02	WR	37	North Miami, FL
Sylvester Brinkley	01	LB	57	Miami, FL
Yulkeith Brown	01	CB	7	Miami, FL
Roosevelt Bynes	03	WR	17	Ft. Lauderdale, FL

## C-D

Kenneth Campos	01-03	OL	60	Miami, FL
Tom Carluccio	02	P	33	Palm City, FL
Jason Carpenter	01	RB	49	Land O'Lakes, FL
Arthur Cave	01-02	DE	85	Miami, FL
Mark Chase	02-03	DL	95	Miami, FL
Ben Coker	01-03	TE	83	Vineland, NJ
Wes Connelly	02	RB	41	Sebring, FL
Frank Conrad	01	TE	82	Boca Raton, FL
Anthony Crissinger-Hill	01/03	TE	84	Tampa, FL
Dantson Dareus	01-03	TE	81	Miami, FL
Eddie Dunbar	01	C	61	Pompano Beach, FL

## E-G

Shomari Earls	02-03	LB	59	Lake Park, FL
Bob Edwards	03	OL	56	Plantation, FL
Danny Embick	03	QB	11	Jupiter, FL
Andy Emminger	01	K	34	Cleveland, OH
Dominic Fair	02	LB	36	Boynton Beach, FL
Nello Faulk	03	OL	70	Tampa, FL
Jack Fenelon	02	CB	6	Delray Beach, FL
Kevin Fischer	01-03	OL	76	Boca Raton, FL
Michael Fishetti	03	OL	69	Coral Springs, FL
Jason Fleming	03	DL	98	Lauderhill, FL
Ryan Forkey	02	LB	43	Ft. Myers, FL
Joel Fosselman	01-03	QB	13	Boynton Beach, FL
Lawrence Gordon	02-03	DB	22	Hallandale, FL
William Gray	01-03	DL	90	Lauderdale Lakes, FL
George Guffey	01-03	OL	64	Orlando, FL
Yrvens Guerrier	01-03	DL	92	Miami, FL
Matt Guice	03	OL	65	Kissimmee, FL

## H

Dane Hansen	03	QB	16	Longboat Key, FL
Eric Harper	01-03	FB	20	Boca Raton, FL
Jonathan Hayes	01	FB	41	South Fork, FL
Robert Helsper	02	OL	69	Miami, FL
Ertwyn Henry	03	DB	39	Jacksonville, FL
Danny Hernandez	01	DT	86	Miami, FL
Tyrone Higgins	01-03	LB	50	Riviera Beach, FL
Willie Hughley	02-03	CB	24	Haines City, FL
Robert Hunnicutt	01-03	OL	74	Miami, FL

## I-J

Anthony Jackson	01-03	RB	4	Delray Beach, FL
Dimitri Jacques	01-03	DL	55	Miami, FL
Garrett Jahn	01-03	QB	14	Tallahassee, FL
Dekolan James	01/03	RB	1	Miami, FL
Josh Jenkins	02-03	DE	91	Lauderhill, FL
Mauratae Johnson	01-02	S	2	West Palm Beach, FL
Tremaine Johnson	01-02	CB	8	Boynton Beach, FL

## K-L

Robert Karpinski	01	OL	72	Syoset, NY
Tom Keane	02	QB	18	Miami, FL
Kevin Ketchum	01-03	OL	79	Miami, FL
Brett Konchak	01-03	DL	93	Pembroke Pines, FL
Dustin Konkak	01	WR	33	Boca Raton, FL
Chris Laskowski	01-03	LB	46	Melbourne, FL
Mike Leshe	01-03	OL	58	Palm City, FL
Jake Lucie	02-03	O2	TE	Port St. Lucie, FL

## M-N

B.J. Manley	03	RB	8	Miami, FL
Robert Matheny	02	RB	34	Riviera Beach, FL
Ed Mathews	01	OL	75	Naples, FL
Sam McCoy	01-02	DL	98	Hollywood, FL
Coisge McCullough	01	DB	26	Tampa, FL
William McDonald	01-03	DL	71	Tampa, FL
David McDowell	02	DB/RB	26	Davie, FL
Casey McGahee	02-03	WR	82/7	Ft. Myers, FL
Chris McKinley	01-03	LB	54	Rockledge, FL
Etienne Menard	02	QB	16	Miami, FL
Sherard Mizell	02	DB	32	Cocoa, FL
Chris Munoz	01-02	OL	63	Miami, FL
Kinyumba Mutakabbir	01-03	LB	42	Lawrenceville, GA
Mark Myers	01-03	K	38	Rockledge, FL

## O-P

Taurian Osborne	01-02	S	40, 7	Pembroke Pines, FL
Tony Padilla	01	LB	59	Weston, FL
Adam Pantelakos	03	OL	71	Miami, FL
Brian Pare	02-03	LS	61	Boca Raton, FL
Doug Parker	01/03	RB	5	Delray Beach, FL
Thomas Parker	01-03	WR	88	Miami, FL
Lee Pasick	01-03	S	23	Sarasota, FL
Antes Perkins	03	OL	63	Miramar, FL
Troy Pindell	02-03	WR	40	Tamarac, FL
Josh Pinnick	03	DL	97	Satellite Beach, FL
Todd Poitier	01	LB	44	Deerfield Beach, FL
Tito Pollice	02-03	WR	89	Lakeland, FL
Darrion Porter-Isom	01-03	WR	21	Palmetto, FL
Matt Prudenti	01-03	WR	15	Vero Beach, FL
Jason Pugh	02-03	LB	57	Atlantic Beach, FL

## Q-R

Ryan Rankin	01	K	17	Sarasota, FL
Dave Richards	01-03	OL	77	Delray Beach, FL
Ramon Rickards	01-03	DL	99	Miami, FL
Jordan Roberts	01-02	DT	87	Hollywood, FL
Cameron Rodgers	01-03	FS	27	Tampa, FL
Leland Rodgers	02-03	FB	31	Chandler, AZ





39		
Josh Blaylock	Canfield	01
Ertwyn Henry	Stanton College Prep	03
40		
Taurian Osborne	Miami Jackson Sr	01
Troy Pindell	American Heritage	02-03
41		
Jonathan Hayes	South Fork	01
Wes Connelly	Sebring	02
42		
Kinyumba Mutakabbir	Berkmar	01
43		
Ryan Forkey	Estero	02
44		
Todd Poitier	Deerfield Beach	01-02
45		
Garrett Schubert	Boyd Anderson	01
Cergile Sincere		03
46		
Chris Laskowski	Rockledge	01-03
49		
Jason Carpenter	Land O'Lakes	01
Jason Vera		03
50		
Tyrone Higgins	Palm Beach Gardens	01-03
51		
Nick Seta	Boca Raton	01
Quentin Swain	Northwestern	02-03
52		
Joe Walker	Deerfield Beach	01-03
53		
Chris Salivar	P.B. Gardens	01-03
54		
Chris McKinley	Rockledge	01-03
55		
Dimitri Jacques	Miami Beach	01-03
56		
Dewain Akereblom	Nova	03
Bob Edwards	St. Thomas	03
57		
Sylvester Brinkley	Martin County	01
Jason Pugh	Fletcher	02-03
58		
Mike Leshe	Martin County	01-03
59		
Tony Padilla	Western	01
Shomari Earls	P.B. Gardens	02-03
60		
Kenneth Campos	Palmetto Senior	01-03

61		
Eddie Dunbar	Northeast	01
Brian Pare	Boca Raton	02-03
62		
Ryan Van Kirk	Venice	01
Josh Blaylock	Canton	03
63		
Chris Munoz	Columbus	01
Antes Perkins	Stranahan	03
64		
George Guffey	Dr. Phillips	01-03
65		
Rhett Winslow	Charlotte	01
Matt Guice	Osceola	03
66		
Nat Whitehurst	Sarasota	01-02
67		
Chris Shepherd	Apopka	01
Jameson Schultz	Lyman	02
68		
David Wright	Deland	01
Chris Shepherd	Apopka	02-03
69		
Justin Sobol	Ely	01
Robert Helsper	Columbus	02
Michael Fishetti		03
70		
Chris Munoz	Columbus	02
Nello Faulk	Robinson	03
71		
William McDonald	East Bay	01
Adam Pantelakos	Miami Sunset	03
72		
Robert Karpinski	Syosset	01
Anthony Almonte	Western	02
Jarrid Smith	Okeechobee	03
73		
Scott Whitener	Fort Meade	01-02
Stetson Wilson	Lakeland	03
74		
Robert Hunnicutt	Sunset	01-03
75		
Ed Mathews	Lehigh	01
Justin Sobol	Ely	02-03
76		
Kevin Fischer	Pope John Paul	01-03
77		
Dave Richards	Spanish River	01-03
78		
Jay Bitzer	Boca Raton	01
William McDonald	East Bay	02-03

79		
Kevin Ketchum	Palmetto	01-03
80		
Eric Benson	Sandalwood	02
81		
Dantson Dareus	Miami Norland	01-03
82		
Frank Conrad	Boca Raton	01
Casey McGahee	Sebring	02-03
83		
Ben Coker	Vineland	01-03
84		
Anthony Crissinger-Hill	Jefferson	01/03
85		
Arthur Cave	Northwestern	01-03
86		
Danny Hernandez	Sunset	01
Jake Lucie	Midton	02-03
87		
Jordan Roberts	South Broward	01-02
88		
Thomas Parker	Northwestern	01-03
89		
Richard Spencer	Piper	01
Tito Pollice	Lake Gibson	02-03
90		
William Gray	Boyd Anderson	01-03
91		
Jake Beckman	Miami Palmetto	01
Josh Jenkins	Dillard	02-03
92		
Yrvens Guerrier	North Miami	01-03
93		
Brett Konchak	Dade Christian	02-03
94		
Teddy Strachan	South Broward	01-03
95		
Mark Chase	Miami Central	02-03
96		
Johnnie Sloan	Southeast	01-03
97		
Jason Pugh	Fletcher	01/03
Reggie Dent	Suncoast	02
98		
Sam McCoy	Nova	01-02
Jason Flemming	Piper	03
99		
Ramon Rickards	Killian	01-03



# FAU All-Time Lettermen

The "All-Time Lettermen's Club" is a list of players who have met the requirements, set by the coaching staff, to earn a varsity letter. It may differ from both the "All-Time Roster" and the "All-Time Numerical Roster." Following each name is year(s) lettered, hometown and high school.

## A

Taheem Acevedo	03	Miami, FL	Flex Verala
Dwayne Akerblom	02	Coral Springs, FL	Nova High School
Jared Allen	01-03	Edmond, OK	Edmond Santa Fe

## B

Daveon Barron	02-03	Ft. Pierce	Ft. Pierce Central
Eric Benson	03	Plantation, FL	Sandalwood
Roosevelt Bynes	03	Ft. Lauderdale, FL	Piper

## C

Kenneth Campos	01-03	Miami, FL	Palmetto Senior
Arthur Cave	01-02	Miami, FL	Northwestern
Mark Chase	02	Miami, FL	Miami Central
Ben Coker	01-03	Vineland, NJ	Vineland
Frank Conrad	01	Boca Raton, FL	Jefferson
Anthony Crissinger-Hill	01/03	Tampa, FL	Jefferson

## D

Dantson Dareus	01-02	Miami, FL	Miami Norland
Eddie Dunbar	01	Pompano Beach, FL	Northeast

## E

Shomari Earls	02-03	Lake Park, FL	Palm Beach Gardens
Danny Embick	03	Jupiter, FL	W.T. Dwyer

## F

Nello Faulk	03	Tampa, FL	Robinson
Kevin Fischer	01-03	Boca Raton, FL	Pope John Paul

## G

Lawrence Gordon	02-03	Hallandale, FL	Hallandale
William Gray	01-03	Lauderdale Lakes, FL	Boyd Anderson
Yrvens Guerrier	01-03	Miami, FL	North Miami
George Guffey	02-03	Orlando, FL	Dr. Phillips

## H

Eric Harper	02-03	Boca Raton, FL	Pope John Paul
Ertwyn Henry	03	Jacksonville, FL	Stanton College Prep
Danny Hernandez	01	Miami, FL	Sunset
Tyrone Higgins	01-03	Riviera Beach, FL	Palm Beach Gardens
Willie Hughley	02-03	Haines City, FL	Haines City
Robert Hunnicutt	02	Miami, FL	Sunset

## J

Anthony Jackson	01-03	Delray Beach, FL	Olympic Heights
Dimitri Jacques	02-03	Miami, FL	Miami Beach
Garrett Jahn	01-02	Tallahassee, FL	Tallahassee Leon
Dekolan James	01	Miami, FL	Carol City
Mauratae Johnson	01-02	West Palm Beach, FL	Suncoast
Tremaine Johnson	01-02	Boynton Beach, FL	Santaluces

## K

Kevin Ketchum	01-03	Miami, FL	Palmetto
Brett Konchak	02-03	Pembroke Pines, FL	Dade Christian
Dustin Konkak	01	Boca Raton, FL	Ft. Pierce-Westwood

## L

Chris Laskowski	01-03	Melbourne, FL	Rockledge
Mike Leshe	01	Palm City, FL	Martin County

## M

Ed Mathews	01	Naples, FL	Lehigh
Sam McCoy	02	Hollywood, FL	Nova
Coisge McCullough	01	Tampa, FL	Hillsborough
William McDonald	01-03	Tampa, FL	East Bay
Casey McGahee	03	Ft. Myers	Sebring
Chris McKinley	01-03	Rockledge, FL	Rockledge
Chris Munoz	01-02	Miami, FL	Columbus
Kinyumba Mutakabbir	01	Lawrenceville, GA	Berkmar
Mark Myers	01-03	Rockledge, FL	Rockledge

## O

Taurian Osborne	01-02	Pembroke Pines, FL	Miami Jackson Senior
-----------------	-------	--------------------	----------------------

## P

Tony Padilla	01	Weston, FL	Western
Brian Pare	03	Boca Raton, FL	Boca High School
Doug Parker	01/03	Delray Beach, FL	Atlantic
Thomas Parker	01-02	Miami, FL	Northwestern
Lee Pasick	01-03	Sarasota, FL	Riverview
Troy Pindell	03	Tamarac, FL	America Heritage
Todd Poitier	01-02	Deerfield Beach, FL	Deerfield Beach
Matt Prudenti	01-03	Vero Beach, FL	Vero Beach
Jason Pugh	02-03	Atlantic Beach, FL	Fletcher

## R

Dave Richards	01-03	Delray Beach, FL	Spanish River
Ramon Rickards	01-03	Miami, FL	Miami Killian
Jordan Roberts	01-02	Hollywood, FL	South Broward
Cameron Rodgers	01-03	Tampa, FL	Jefferson
Leland Rodgers	03	Chandler, AZ	Dobson
Andy Rosas	01-03	Miami, FL	Sunset
Craig Roundtree	01-03	Bradenton, FL	Southeast

## S

Chris Salivar	02	Palm Beach Gardens, FL	Benjamin School
Aaron Sanchez	02-03	Miami, FL	Sunset
Garrett Schubert	01	Ft. Lauderdale, FL	Boyd Anderson
Nick Seta	01	Boca Raton, FL	Boca High
Chris Shepherd	01-03	Apopka, FL	Apopka
Quincy Skinner	03	Coral Springs, FL	Ely
Johnie Sloan	01-03	Bradenton, FL	Southeast
Teddy Strachan	01-03	Dania Beach, FL	South Broward
Quentin Swain	02-03	Miami, FL	Northwestern

## T

Larry Taylor	01-03	Sebastian, FL	Sebastian
Brittney Tellis	01-03	Miami, FL	Northwestern
Jerrell Terry	02-03	Kissimmee, FL	Osceola

## V

Joe Walker	01-03	Gainesville, FL	Deerfield Beach
Rhett Winslow	01	Punta Gorda, FL	Charlotte
Nat Whitehurst	02	Sarasota, FL	Sarasota
Scott Whitener	01-02	Ft. Meade, FL	Ft. Mead



# All-Time Results

## 2001 HOWARD SCHNELLENBERGER (4-6)

DATE	OPPONENT	SITE	W/L	SCORE	FINAL RECORD	FINAL RK	GAME DAY RK	
Sep 1	Slippery Rock	Miami, FL	L	7-40	6-4			
Sep 8	Bethune-Cookman	Daytona Beach, FL	W	31-28	6-4	22		
Sep 15	James Madison	Harrisonburg, VA	Did not play due to September 11					
Sep 22	Marist	Miami, FL	@	31-9	3-6			
Sep 29	Open							
Oct 6	Drake	Des Moines, IA	L	7-31	5-5			
Oct 13	Jacksonville	Miami, FL	W	35-12	6-5			
Oct 20	St. Mary's (CA)	Miami, FL	L	10-24	6-5			
Oct 27	St. Peter's	Miami, FL	L	0-19	10-1			
Nov 3	Gardner-Webb	Boiling Springs, NC	L	19-25	6-4			
Nov 10	Eastern Illinois	Miami, FL	L	10-38	9-2	4	4	
Nov 17	Albany (NY)	Miami, FL	W	27-9	7-3			

## 2002 HOWARD SCHNELLENBERGER (2-9)

DATE	OPPONENT	SITE	W/L	SCORE	FINAL RECORD	FINAL RK	GAME DAY RK
Aug 29	South Florida	Tampa, FL	L	10-51	9-2		
Sep 7	Bethune-Cookman	Miami, FL	L	17-30	11-1	11	NR
Sep 14	James Madison	Harrisonburg, VA	L	13-16	6-6	NR	22
Sep 21	Eastern Kentucky	Richmond, VA	L	6-22	8-4	22	20
Sep 28	Open						
Oct 5	Nicholls State	Thibodeaux, LA	L	22-33	8-3	17	24
Oct 12	Youngstown State	Miami, FL	L	17-24	7-4	RV	17
Oct 26	Troy	Troy, AL	L	6-21	4-8		
Nov 2	Connecticut	Storrs, CT	L	14-61	4-7		
Nov 9	Morris Brown	Miami, FL	W	34-13	1-10		
Nov 16	Eastern Illinois	Charleston, IL	L	6-47	8-4	2	3
Nov 23	Fla International	Miami, FL	W	31-21	5-6		

## 2003 HOWARD SCHNELLENBERGER (11-3)

DATE	OPPONENT	SITE	W/L	SCORE	FINAL RECORD	FINAL RK	GAME DAY RK
Aug. 28	Middle Tennessee	Murfreesboro, TN	W	20-19	4-8		
Sep. 6	Valdosta State	Ft. Lauderdale, FL	L	17-45	10-2		
Sep. 13	UCF	Orlando, FL	L	29-33	3-8		
Sep. 20	Youngstown State	Youngstown, OH	W	13-6	5-6	32	
Sep. 27	Illinois State	Normal, IL	W	28-10	6-6	23	40
Oct. 4	Texas State	Ft. Lauderdale, FL	W	27-14	4-8	RV	
Oct. 11	Nicholls State	Ft. Lauderdale, FL	W	31-23	5-6	RV	
Oct. 18	Northern Colorado	Ft. Lauderdale, FL	W	31-19	8-2	30	19
Nov. 1	Gardner-Webb	Ft. Lauderdale, FL	W	31-26	8-4	36	34
Nov. 15	Siena	Ft. Lauderdale, FL	W	51-3	0-11		
Nov. 22	Fla International	Miami, FL	W	32-23	2-10		
Nov. 29	Bethune-Cookman	Daytona Beach, FL	W	32-24	9-3	14	14
Dec. 6	Northern Arizona	Flagstaff, AZ	W	48-25	9-3	16	16
Dec. 13	Colgate	Ft. Lauderdale, FL	L	36-24	15-1	6	2

# Situational

## FAU AT NIGHT (4-5)

(local starting time after 6 pm)

DATE	OPPONENT	W/L	SCORE	ATTENDANCE
Sep 8, 2001	at Bethune-Cookman	W	31-28	7,621
Aug 29, 2002	at South Florida	L	10-51	22,074
Sep 7, 2002	Bethune-Cookman	L	17-30	4,542
Sep 14, 2002	at James Madison	L	13-16	7,982
Sep 21, 2002	at Eastern Kentucky	L	6-22	9,400
Aug 28, 2003	at Middle Tennessee	W	20-19	23,261
Sep 13, 2003	at Central Florida	L	29-33	25,144
Sep 20, 2003	at Youngstown State	W	13-6	16,891
Dec 6, 2003	at Northern Arizona	W	48-25	9,314

## FAU DAY GAMES (13-13)

DATE	OPPONENT	W/L	SCORE	ATTENDANCE
Sep 1, 2001	Slippery Rock	L	7-40	15,427
Sep 22, 2001	Marist	W	31-9	5,085
Oct 6, 2001	at Drake	L	7-31	4,125

Oct 13, 2001	Jacksonville	W	35-12	4,880
Oct 20, 2001	St. Mary's (CA)	L	10-24	2,122
Oct 27, 2001	St. Peter's	L	0-19	2,910
Nov 3, 2001	at Gardner-Webb	L	19-35	3,421
Nov 10, 2001	Eastern Illinois	L	10-38	3,313
Nov 17, 2001	Albany (NY)	W	27-9	3,534
Oct 5, 2002	at Nicholls State	L	22-33	2,811
Oct 12, 2002	Youngstown State	L	17-24	3,896
Oct 26, 2002	at Troy State	L	6-21	12,465
Nov 2, 2002	at Connecticut	L	14-61	14,287
Nov 9, 2002	Morris Brown	W	34-13	2,801
Nov 16, 2002	at Eastern Illinois	L	6-47	3,640
Nov 23, 2002	Florida International	W	31-21	6,383
Sep 6, 2003	Valdosta State	L	45-17	4,758
Sep 27, 2003	at Illinois State	W	28-10	6,837
Oct 4, 2003	Texas State	W	27-14	4,358
Oct 11, 2003	Nicholls State	W	31-23	3,302
Oct. 18, 2003	Northern Colorado	W	21-19	4,255
Nov 1, 2003	Gardner-Webb	W	31-26	5,263
Nov 15, 2003	Siena	W	51-3	6,159
Nov 22, 2003	at Florida International	W	32-23	9,288
Nov 29, 2003	at Bethune-Cookman	W	32-24	8,468
Dec 13, 2003	Colgate	L	36-24	12,857

## FAU IN HOT WEATHER (10-8)

(Temperatures 80 degrees or higher at kick-off)

DATE	OPPONENT	W/L	SCORE	ATTENDANCE
Sep 1, 2001	Slippery Rock	L	7-40	15,427
Sep 8, 2002	at Bethune-Cookman	W	31-28	7,621
Sep 22, 2001	Marist	W	31-9	5,085
Oct 13, 2001	Jacksonville	W	35-2	4,880
Nov 17, 2001	Albany (NY)	W	27-9	3,534
Aug 29, 2002	at South Florida	L	10-51	22,074
Sep 7, 2002	Bethune-Cookman	L	17-30	4,542
Sep 14, 2002	at James Madison	L	13-16	7,982
Oct 5, 2002	at Nicholls State	L	22-33	2,811
Oct 12, 2002	Youngstown State	L	17-24	3,896
Nov 9, 2002	Morris Brown	W	34-13	2,801
Aug 28, 2003	at Middle Tennessee	W	20-19	23,261
Sep 6, 2003	Valdosta	L	17-45	4,758
Sep 13, 2003	at UCF	L	29-33	25,144
Oct 4, 2003	Texas State	W	27-14	4,358
Oct 11, 2003	Nicholls State	W	31-23	3,302
Oct 18, 2003	Northern Colorado	W	21-19	4,255
Nov 1, 2003	Gardner-Webb	W	31-26	5,263

## FAU IN COLD WEATHER (0-3)

(Temperatures 50 degrees or less at kick-off)

DATE	OPPONENT	W/L	SCORE	ATTENDANCE
Oct 6, 2002	at Drake	L	7-31	4,125
Nov 2, 2002	at Connecticut	L	14-61	14,287
Nov 16, 2002	at Eastern Illinois	L	6-47	3,640

## FAU IN THE RAIN (1-5)

DATE	OPPONENT	W/L	SCORE	ATTENDANCE
Sep 8, 2001	at Bethune-Cookman	W	31-28	7,621
Oct 20, 2001	St. Mary's (CA)	L	10-24	2,122
Aug 29, 2002	at South Florida	L	10-51	22,074
Oct 5, 2002	at Nicholls State	L	22-33	2,811
Oct 26, 2002	at Troy State	L	6-21	12,465
Sep 6, 2003	Valdosta	L	17-45	4,758

## SEASON OPENER (1-2)

DATE	OPPONENT	W/L	SCORE	ATTENDANCE
Sep 1, 2001	Slippery Rock	L	7-40	25,632
Aug 29, 2002	at South Florida	L	10-51	22,074
Aug 28, 2003	at Middle Tennessee	W	20-19	23,261

## HOMECOMING (3-0)

DATE	OPPONENT	W/L	SCORE	ATTENDANCE
Oct 13, 2001	Jacksonville	W	35-12	4,880
Nov 9, 2002	Morris Brown	W	34-13	2,801
Nov 1, 2003	Gardner-Webb	W	31-26	5,263





# Rushing

## RUSHING ATTEMPTS

GAME			
Anthony Jackson	26	Bethune-Cookman	9/7/02
Daveon Barron	26	Youngstown State	10/12/02
Daveon Barron	25	Morris Brown	11/9/02
Doug Parker	22	Jacksonville	10/13/01
Anthony Jackson	21	Gardner-Webb	11/1/03
Doug Parker	20	Albany	11/17/01
Daveon Barron	20	Troy	10/26/02
Daveon Barron	20	Florida International	11/23/02

## BY CLASS

<b>Senior:</b>			
Leland Rodgers	9	Siena	11/15/03
<b>Junior:</b>			
Anthony Jackson	21	Gardner-Webb	11/01/03
<b>Sophomore:</b>			
Anthony Jackson	26	Bethune-Cookman	9/7/02
<b>Freshman:</b>			
Doug Parker	22	Jacksonville	10/13/01

## SEASON

Doug Parker	158	2001
Anthony Jackson	151	2003
Daveon Barron	147	2002
Doug Parker	134	2003
Daveon Barron	101	2003
Anthony Jackson	77	2002
Jared Allen	72	2002

## BY CLASS

<b>Senior:</b>			
Justin Thomas	16	2001	
<b>Junior:</b>			
Anthony Jackson	151	2003	
<b>Sophomore:</b>			
Daveon Barron	147	2002	
<b>Freshman:</b>			
Doug Parker	158	2001	

## CAREER

Doug Parker (292-1085)	292	'01-'03
Anthony Jackson (270-1201)	270	'01-'03
Daveon Barron (248-950)	248	'02-'03
Doug Parker (158-572)	158	'01-'03

## RUSHING YARDS

GAME			
Daveon Barron	147	Morris Brown	9/1/01
Anthony Jackson	113	Gardner-Webb	11/1/03
Doug Parker	110	Jacksonville	10/13/01
Anthony Jackson	110	Texas State	10/04/03
Daveon Barron	105	Siena	11/15/03
Doug Parker	95	St. Peter's	10/27/01
Doug Parker	93	Eastern Illinois	11/10/01
Aaron Sanchez	93	Florida International	11/23/02

## BY CLASS

<b>Senior:</b>			
Leland Rodgers	33	Siena	11/15/03
<b>Junior:</b>			
Anthony Jackson	113	Gardner-Webb	11/1/03
<b>Sophomore:</b>			
Daveon Barron	147	Morris Brown	11/9/02
<b>Freshman:</b>			
Doug Parker	110	Jacksonville	10/13/01

## SEASON

Anthony Jackson	771	2003
Doug Parker	572	2001
Doug Parker	513	2003
Daveon Barron	476	2003
Daveon Barron	474	2002

## BY CLASS

<b>Senior:</b>		
Leland Rodgers	33	2003
<b>Junior:</b>		
Anthony Jackson	829	2003
<b>Sophomore:</b>		
Daveon Barron	474	2002
<b>Freshman:</b>		
Doug Parker	572	2001

## CAREER

Anthony Jackson (270-1201)	1201	'01-'03
Doug Parker (292-1085)	1085	'01-'03
Daveon Barron (248-950)	950	'02-'03

## RUSHING TOUCHDOWNS

### GAME

Doug Parker	4	Jacksonville	10/13/01
Brittney Tellis	4	James Madison	9/14/02
Daveon Barron	2	Morris Brown	11/9/02
Doug Parker	2	Albany	11/17/01
Anthony Jackson	2	Gardner-Webb	11/01/03
Anthony Jackson	2	Siena	11/15/03

## BY CLASS

<b>Senior:</b>			
Justin Thomas	1	Marist	9/22/01
<b>Junior:</b>			
Anthony Jackson	2	Gardner-Webb	11/01/03
Anthony Jackson	2	Siena	11/15/03
<b>Sophomore:</b>			
Brittney Tellis	4	James Madison	9/14/02
<b>Freshman:</b>			
Doug Parker	4	Jacksonville	10/13/01

## SEASON

Doug Parker	8	2001
Anthony Jackson	7	2003
Doug Parker	5	2003
Daveon Barron	4	2002
Aaron Sanchez	4	2003
Jared Allen	2	2002

## BY CLASS

<b>Senior:</b>		
Justin Thomas	1	2001
<b>Junior:</b>		
Anthony Jackson	5	2003
<b>Sophomore:</b>		
Daveon Barron	4	2002
Aaron Sanchez	4	2003
<b>Freshman:</b>		
Doug Parker	8	2001

## CAREER

Doug Parker	13	'01-'03
Anthony Jackson	8	'01-'03
Daveon Barron	5	'02-'03
Aaron Sanchez	5	'02-'03

## LONGEST TOUCHDOWN RUNS

Dekolan James	44	at Drake	10/6/01
Anthony Jackson	25	Siena	11/15/03
Anthony Jackson	19	Siena	11/15/03
Daveon Barron	15	Youngstown State	10/12/02
Anthony Jackson	11	at Northern Arizona	12/06/03
Doug Parker	10	Jacksonville	10/13/01
Daveon Barron	10	Morris Brown	11/9/02
Anthony Jackson	10	Texas State	10/04/03

## LONGEST NON-SCORING RUNS

Daveon Barron	38	Siena	11/15/03
Anthony Jackson	36	Marist	9/22/01
Anthony Jackson	34	at Bethune-Cookman	9/8/01
Anthony Jackson	34	at Bethune-Cookman	11-29/03
Anthony Jackson	31	Texas State	10/04/03
Anthony Jackson	30	Valdosta State	9/6/03
Doug Parker	30	Jacksonville	10/13/01

## AVERAGE YARDS PER RUSH

### GAME

<b>Min 5 Carries</b>			
Anthony Jackson	12.3 (7-86)	Siena	11/15/03
Daveon Barron	11.7 (7-82)	Bethune	11/29/03
Dekolan James	9.5 (6-57)	Drake	10/6/01
Anthony Jackson	8.9 (9-80)	Nicholls State	10/11/03
Anthony Jackson	7.9 (8-63)	Marist	9/22/01

### Min 10 Carries

Daveon Barron	6.6 (16-105)	Siena	11/15/04
Anthony Jackson	6.5 (17-110)	Texas State	10/04/03
Doug Parker	6.2 (12-75)	Siena	11/15/04
Daveon Barron	5.9 (25-147)	Morris Brown	11/9/02
Aaron Sanchez	5.5 (17-93)	Fla. International	11/23/02

### Min 15 Carries

Daveon Barron	6.6 (16-105)	Siena	11/15/03
Anthony Jackson	6.5 (17-110)	Texas State	10/4/03
Daveon Barron	5.9 (25-147)	Morris Brown	11/9/02
Aaron Sanchez	5.5 (17-93)	Fla. International	11/23/02
Anthony Jackson	5.4 (21-113)	Gardner-Webb	11/1/03
Doug Parker	5.3 (18-95)	St. Peter's	10/27/01
Doug Parker	5.0 (22-110)	Jacksonville	10/13/01

### Min 20 Carries

Daveon Barron	5.9 (25-147)	Morris Brown	11/9/02
Anthony Jackson	5.4 (21-113)	Gardner-Webb	11/1-3
Doug Parker	5.0 (22-110)	Jacksonville	10/13/01
Daveon Barron	3.8 (20-76)	Fla. International	11/23/02
Doug Parker	3.8 (20-75)	Albany	11/17/01
Anthony Jackson	3.2 (26-83)	Bethune-Cookman	9/7/02

### Season (Min 50 Carries)

Anthony Jackson	5.2 (151-829)	2003
Dekolan James	4.9 (58-283)	2001
Daveon Barron	4.7 (101-476)	2003
Aaron Sanchez	4.1 (63-257)	2002
Doug Parker	3.6 (158-572)	2001
Daveon Barron	3.2 (147-474)	2002
Anthony Jackson	3.0 (77-231)	2002

## AVERAGE YARDS PER GAME

Doug Parker	57.2 (10)	2001
Anthony Jackson	55.6 (14)	2003
Daveon Barron	47.4 (10)	2002
Anthony Jackson	46.2 (5)	2002
Doug Parker	36.6 (14)	2003
Dekolan James	35.4 (8)	2001
Daveon Barron	34.0 (14)	2003
Aaron Sanchez	25.7 (10)	2002

## 100-YARD GAMES

Daveon Barron	1 (25-147)	Morris Brown	11/9/02
Anthony Jackson	1 (21-113)	Gardner-Webb	11/1/03
Doug Parker	1 (22-110)	Jacksonville	10/13/01
Anthony Jackson	1 (17-110)	Texas State	10/4/03
Daveon Barron	1 (16-105)	Siena	11/15/03

## CAREER AVERAGE

YARDS/RUSH (minimum 200 attempts)		
Anthony Jackson (270-1201)	4.45	'01-'03
Daveon Barron (248-950)	3.83	'02-'03
Doug Parker (292-1085)	3.7	'01-'03

## CAREER RUSHING

YARDS/GAME (minimum 20 games)		
Doug Parker (24 games)	45.2	'01-'02
Anthony Jackson (29 games)	41.4	'01-'03
Daveon Barron (24 games)	39.6	'02-'03









**SEASON**

Anthony Jackson	30 (739)	2001
Anthony Jackson	18 (467)	2003
Matt Prudenti	11 (251)	2002
Anthony Jackson	11 (234)	2002
Casey McGahee	11 (175)	2003
Brittney Tellis	9 (151)	2002
Dekolan James	6 (103)	2001

**CAREER**

Anthony Jackson	90 (90-2217)	'01-'03
-----------------	--------------	---------

**MOST RETURN YARDS**

**GAME**

Anthony Jackson	168 Marist (3-168)	9/22/01
Anthony Jackson	139 at Gardner-Webb (5-139)	11/3/01
Matt Prudenti	113 at Connecticut (5-113)	11/2/02
Anthony Jackson	112 Eastern Kentucky (5-112)	11/10/01
Anthony Jackson	102 Slippery Rock (5-102)	9/1/01

**SEASON**

Anthony Jackson	739 (30)	2001
Anthony Jackson	467 (18)	2003
Matt Prudenti	251 (11)	2002
Anthony Jackson	234 (11)	2002
Casey McGahee	175 (11)	2003
Brittney Tellis	151 (9)	2002
Dekolan James	103 (6)	2001

**HIGHEST RETURN AVG.**

**GAME (MIN 2 RETURNS)**

Anthony Jackson	56 Marist	9/22/01
Anthony Jackson	33.5 at Bethune-Cookman	9/8/01
Anthony Jackson	27.8 at Gardner-Webb	11/3/01
Anthony Jackson	26 St Mary's	10/20/01
Matt Prudenti	25.0 Valdosta State	9/6/03
Casey McGahee	24.0 Gardner-Webb	11/1/03
Anthony Jackson	23.7 Bethune-Cookman	9/7/02

**SEASON (MIN 10 RETURNS)**

Anthony Jackson	25.9	2003
Anthony Jackson	24.6	2001
Matt Prudenti	22.8	2002
Anthony Jackson	21.3	2002

**Total Returns**

(kicks, punts, int, and fumbles)

**MOST RETURNS**

**GAME**

Brittney Tellis	7 at South Florida	9/31/02
Anthony Jackson	7 Slippery Rock	9/1/01
Brittney Tellis	6 Morris Brown	11/9/02
Matt Prudenti	5 at Connecticut	11/2/02
Brittney Tellis	5 at Gardner-Webb	11/3/01
Anthony Jackson	5 at Gardner-Webb	11/3/01
Anthony Jackson	5 Eastern Illinois	11/10/01

**SEASON**

Anthony Jackson	32	2001
Matt Prudenti	32	2003
Brittney Tellis	29	2002
Brittney Tellis	17	2001
Matt Prudenti	14	2002
Casey McGahee	13	2003
Anthony Jackson	11	2002

**CAREER**

Brittney Tellis	46	'01-'02
Matt Prudenti	46	'01-'03
Anthony Jackson	43	'01-'03

**MOST RETURN YARDS**

**GAME**

Anthony Jackson	168 Marist	9/22/01
Anthony Jackson	139 at Gardner-Webb	11/3/01
Anthony Jackson	118 Slippery Rock	9/1/01
Matt Prudenti	113 Connecticut	11/2/02
Anthony Jackson	112 Eastern Illinois	11/10/01

**SEASON**

Anthony Jackson	745	2001
Anthony Jackson	467	2003
Brittney Tellis	275	2002
Matt Prudenti	258	2002
Anthony Jackson	234	2002
Brittney Tellis	233	2001

**CAREER**

Anthony Jackson	1446	'01-'03
-----------------	------	---------

**MOST RETURNS FOR TOUCHDOWNS**

**GAME**

TTaurian Osborne	1 Slippery Rock	9/1/01
Taurian Osborne	1 at Bethune-Cookman	9/8/01
Brittney Tellis	1 Albany	11/17/01
Willie Hughley	1 at James Madison	9/14/02
Lee Pasick	1 Florida International	11/23/02
Tyrone Higgins	1 Bethune-Cookman	9/7/02
Ertwyn Henry	1 Siena	11/15/03
Taurian Osborne	1 at Middle Tennessee	8/28/03
Willie Hughley	1 at Northern Arizona	12/6/03
Willie Hughley	1 Nicholls State	10/11/03
Johnnie Sloan	1 Nicholls State	10/11/03
Quentin Swain	1 at Florida International	11/22/03

**SEASON**

Taurian Osborne	2	2001
Willie Hughley	2	2003
Willie Hughley	1	2002
Tyrone Higgins	1	2002
Lee Pasick	1	2002
Brittney Tellis	1	2001
Ertwyn Henry	1	2003
Taurian Osborne	1	2003
Johnnie Sloan	1	2003
Quentin Swain	1	2003

**RETURNS FOR TOUCHDOWNS**

PLAYER	TYPE	YDS	OPPONENT	DATE
Taurian Osborne	F	99	at Bethune-Cookman	9/8/01
Willie Hughley	Int	87	at James Madison	9/14/02
Brittney Tellis	P	75	Albany	11/17/01
Willie Hughley	Int	63	Northern Colorado	12/6/03
Johnnie Sloan	F	46	Nicholls State	10/11/03
Lee Pasick	F	14	Florida International	11/23/02
Ertwyn Henry	Bk	14	Siena	11/15/03
Quentin Swain	F	3	at Florida International	11/22/03
Tyrone Higgins	P	0	Bethune-Cookman	9/7/02
Taurian Osborne	P	0	Slippery Rock	9/1/01
Taurian Osborne	P	0	at Middle Tennessee	8/28/03

**HIGHEST AVG. RETURN**

**GAME (MIN 3 RETURNS)**

Anthony Jackson	56.0 (3-168)	Marist	9/22/01
Anthony Jackson	27.8 (5-139)	at Gardner-Webb	9/8/01
Brittney Tellis	26.0 (4-104)	Albany	11/17/01
Anthony Jackson	23.6 (3-71)	Bethune-Cookman	9/7/02
Matt Prudenti	22.6 (5-113)	at Connecticut	11/2/02
Anthony Jackson	23.5 (4-94)	at UCF	9/13/03
Anthony Jackson	23.3 (3-70)	Valdosta State	9/6/03

**SEASON (MIN 15 RETURNS)**

Anthony Jackson	25.9 (18-467)	2003
Anthony Jackson	23.5 (32-755)	2001
Brittney Tellis	13.7 (17-233)	2001
Brittney Tellis	9.5 (29-275)	2002

**Punting**

**MOST PUNTS**

**GAME**

Andy Rosas	11 at Eastern Illinois	11/16/02
Andy Rosas	9 at Troy State	10/26/02
Andy Rosas	9 Eastern Illinois	11/10/01
Andy Rosas	9 at Youngstown State	9/20/03
Andy Rosas	9 at Illinois State	9/27/03
Andy Rosas	8 at Connecticut	11/2/02
Andy Rosas	8 Albany	11/17/01
Andy Rosas	8 at Gardner-Webb	11/3/01
Andy Rosas	8 at Middle Tennessee	8/28/03

**SEASON**

Andy Rosas	75	2003
Andy Rosas	70	2002
Andy Rosas	54	2001
Andy Eminger	8	2001
Tom Carluccio	5	2002

**CAREER**

Andy Rosas	199	'01-'02
------------	-----	---------

**MOST YARDS**

**GAME**

Andy Rosas	380 at Eastern Illinois (11-380)	11/16/02
Andy Rosas	345 Eastern Illinois (9-345)	11/10/01
Andy Rosas	341 at Troy (9-341)	10/26/02
Andy Rosas	316 at Gardner-Webb (8-316)	11/03/01
Andy Rosas	306 Albany (8-306)	11/17/01

**SEASON**

Andy Rosas	2899	2003
Andy Rosas	2734	2002
Andy Rosas	2080	2001
Andy Eminger	294	2001
Tom Carluccio	216	2002

**CAREER**

Andy Rosas	7713	'01-'03
------------	------	---------

**HIGHEST AVERAGE**

**GAME (MIN 3 PUNTS)**

Andy Rosas	46.9 at Middle Tennessee (8-375)	8/28/03
Andy Rosas	45.5 Youngstown State (4-182)	10/12/02

Andy Rosas	45.3 St. Mary's (4-181)	10/20/01
Andy Rosas	43.3 at Nicholls State (6-260)	10/5/02
Andy Rosas	43.0 Colgate (4-172)	12/13/03
Andy Rosas	41.8 Gardner-Webb (5-209)	11/1/03
Andy Rosas	41.7 at Bethune-Cookman (6-250)	9/8/01
Andy Rosas	41.4 Bethune-Cookman (7-290)	9/7/02

**MOST PUNTS INSIDE 20**

**GAME**

Andy Rosas	4 at UCF	9/13/03
Andy Rosas	4 at Illinois State	9/27/03
Andy Rosas	3 Marist	9/22/01
Andy Rosas	3 at Drake	10/6/01
Andy Rosas	3 at Youngstown State	9/20/03

**SEASON**

Andy Rosas	22	2003
Andy Rosas	13	2001
Andy Rosas	11	2002
Andy Eminger	2	2001

**CAREER**

Andy Rosas	46	'01-'03
------------	----	---------









## TOTAL OFFENSE

### MOST PLAYS

<b>FAU</b>		
82	Texas State	10/4/03
77	Morris Brown	11/9/02
<b>OPPONENT</b>		
89	Colgate	12/13/03
85	Illinois State	9/27/03
<b>BOTH TEAMS</b>		
152	Illinois State	9/27/03
151	Northern Arizona	12/6/04

### FEWEST PLAYS

<b>FAU</b>		
50	Eastern Kentucky	9/21/02
51	Slippery Rock	9/1/01
<b>OPPONENT</b>		
35	Siena	11/15/03
51	Slippery Rock	9/1/01
<b>BOTH TEAMS</b>		
103	Siena	11/15/03
113	St. Peter's	10/27/01

### MOST NET YARDS

<b>FAU</b>		
509	Siena	11/15/03
456	Texas state	10/4/03
<b>OPPONENT</b>		
565	UCF	9/13/03
561	Gardner-Webb	11/2/01
<b>BOTH TEAMS</b>		
1019	UCF	9/13/03
883	Valdosta State	9/6/03

### FEWEST NET YARDS

<b>FAU</b>		
107	Eastern Illinois	11/16/02
107	Slippery Rock	9/1/01
<b>OPPONENT</b>		
55	St. Peter's	10/27/01
74	Jacksonville	10/13/01
<b>BOTH TEAMS</b>		
374	Jacksonville	10/13/01
398	St. Peter's	10/27/01

### HIGHEST AVG. YARDS

<b>PER PLAY</b>		
<b>FAU</b>		
7.5	Siena	11/15/03
7.3	Marist	9/22/01
<b>OPPONENT</b>		
7.2	Eastern Illinois	11/10/01
7.2	Northern Colorado	10/18/03

### LOWEST AVG. YARDS

<b>PER PLAY</b>		
<b>FAU</b>		
1.8	Eastern Illinois	11/16/02
2.1	South Florida	8/30/02
2.1	Slippery Rock	9/1/01
<b>OPPONENT</b>		
1.4	Jacksonville	10/13/01
3.1	Albany	11/17/01
3.1	Siena	11/15/03

## PUNTING

### MOST PUNTS

<b>FAU</b>		
11	Troy	10/26/02
11	Eastern Illinois	11/16/02
<b>OPPONENT</b>		
10	Middle Tennessee	8/28/03
9	Morris Brown	11/9/02
9	Illinois State	9/12/03
<b>BOTH TEAMS</b>		
18	Middle Tennessee	8/28/03
18	Illinois State	9/27/03
16	Troy	10/26/02

### FEWEST PUNTS

<b>FAU</b>		
0	Siena	11/15/03
3	Texas State	10/4/03
3	Northern Arizona	12/06/03
<b>OPPONENT</b>		
2	Bethune-Cookman	9/8/01
2	UCF	9/13/03
<b>BOTH TEAMS</b>		
6	Siena	11/15/03
6	FIU	11/22/03

### MOST YARDS

<b>FAU</b>		
380	Eastern Illinois	11/16/02
375	Middle Tennessee	8/28/03
<b>OPPONENT</b>		
348	Middle Tennessee	9/28/03
311	Illinois State	9/27/03
<b>BOTH TEAMS</b>		
723	Middle Tennessee	8/28/03
669	Illinois State	9/27/03

### FEWEST YARDS

<b>FAU</b>		
0	Siena	11/15/03
55	Jacksonville	10/13/01
<b>OPPONENT</b>		
80	Bethune-Cookman	9/8/01
115	Nicholls State	10/11/03
<b>BOTH TEAMS</b>		
155	Siena	11/5/03
203	Florida International	11/22/03

### MOST PUNTS BLOCKED BY

<b>FAU</b>		
1	Eight times	
<b>OPPONENT</b>		
2	Troy	10/26/02
1	Five times	
<b>BOTH TEAMS</b>		
3	Troy	10/26/02

### HIGHEST AVG PUNT

<b>(MIN. 3 PUNTS)</b>		
<b>FAU</b>		
46.9	Middle Tennessee	8/28/03
45.5	Youngstown State	10/12/02
<b>OPPONENT</b>		
49.2	Northern Colorado	10/18/03
48.2	Texas State	10/4/03

## PUNT RETURNS

### MOST PUNTS RETURNED

<b>FAU</b>		
7	Morris Brown	11/9/02
5	Five times	
<b>OPPONENT</b>		
8	Albany	11/17/01
4	Five times	
<b>BOTH TEAMS</b>		
12	Albany	11/17/01
10	Morris Brown	11/9/02

### MOST YARDS RETURNED

<b>FAU</b>		
104	Albany	11/17/01
80	Gardner-Webb	11/3/01
<b>OPPONENT</b>		
89	Slippery Rock	9/1/01
76	Nicholls State	10/5/02
<b>BOTH TEAMS</b>		
178	Albany	11/17/01
112	Slippery Rock	9/1/01

### FEWEST YARDS RETURNED

<b>FAU</b>		
8	Bethune-Cookman	11/29/03
6	Northern Colorado	10/18/03

### OPPONENT

0	St. Peter's	10/27/01
1	Marist	9/22/01
1	Texas State	10/4/03

### BOTH TEAMS

0	St. Peter's	10/27/01
3	Eastern Illinois	11/16/02

### HIGHEST AVG. RETURNED

<b>(MIN. 3 RETURNS)</b>		
<b>FAU</b>		
26	Albany	11/17/01
16	Gardner-Webb	11/3/01

### OPPONENT

22	Bethune-Cookman	9/8/01
21	South Florida	8/29/02

### LOWEST AVG. RETURNED

<b>(MIN. 3 RETURNS)</b>		
<b>FAU</b>		
1	South Florida	8/29/02
2	Drake	10/6/01

### OPPONENT

0.6	Eastern Illinois	11/16/02
1	Florida International	11/23/02
1	Middle Tennessee	8/28/03

## KICK-OFF RETURNS

### MOST KICKOFF RETURNS

<b>FAU</b>		
8	Connecticut	11/2/02
8	Eastern Illinois	11/16/02
<b>OPPONENT</b>		
7	Florida International	11/23/02
7	Siena	11/15/03
7	Bethune-Cookman	11/29/03
<b>BOTH TEAMS</b>		
10	Four times	

### FEWEST KICKOFF RETURNS

<b>FAU</b>		
1	Texas State	10/4/03
2	Six times	
<b>OPPONENT</b>		
0	Middle Tennessee	8/28/03
2	Nine Times	
<b>BOTH TEAMS</b>		
3	Middle Tennessee	8/28/03
4	Texas State	10/4/03
4	Nicholls State	10/22/03

### MOST YARDS RETURNED

<b>FAU</b>		
182	Marist	9/22/01
155	Valdosta	9/6/03
<b>OPPONENT</b>		
134	Albany	11/17/01
112	Nicholls State	10/5/02
<b>BOTH TEAMS</b>		
280	Marist	9/22/02
228	Nicholls State	10/5/02

### FEWEST YARDS RETURNED

<b>FAU</b>		
5	Northern Arizona	12/6/03
14	Nicholls state	10/11/03
<b>OPPONENT</b>		
5	Northern Colorado	10/18/03
8	Bethune-Cookman	9/8/01
<b>BOTH TEAMS</b>		
42	Nicholls State	10/11/03
55	Middle Tennessee	8/28/03

### HIGHEST AVG. RETURN

<b>(MIN. 3 RETURNS)</b>		
<b>FAU</b>		
46	Marist	9/22/01
28	Gardner-Webb	11/3/01

### OPPONENT

34	Albany	11/17/01
29	Northern Arizona	12/6/03

### LOWEST AVG. RETURN

<b>(MIN. 3 RETURNS)</b>		
<b>FAU</b>		
8	Albany	11/17/01
9	Illinois State	9/27/03

### OPPONENT

1	Bethune-Cookman	9/8/01
12	Morris Brown	11/9/02
12	Colgate	12/13/03

## TOTAL RETURNS

(KICKS, PUNTS, INT, FUMBLES)

### MOST RETURNS

<b>FAU</b>		
13	South Florida	8/29/02
11	Gardner-Webb	11/3/01
<b>OPPONENT</b>		
14	Nicholls State	10/5/02
14	Albany	11/17/01
<b>BOTH TEAMS</b>		
24	South Florida	8/29/02
23	Florida International	11/23/02

### FEWEST RETURNS

<b>FAU</b>		
4	Bethune-Cookman	9/8/01
4	St. Peter's	10/27/01
<b>OPPONENT</b>		
3	St. Peter's	10/27/01
3	Nicholls State	10/11/03
<b>BOTH TEAMS</b>		
9	Nicholls State	10/11/03
10	Texas State	10/4/03

### MOST YARDS RETURNED

<b>FAU</b>		
219	Gardner-Webb	11/3/01
198	James Madison	9/14/02
<b>OPPONENT</b>		
322	Bethune-Cookman	9/8/01
240	South Florida	8/29/02
<b>BOTH TEAMS</b>		
416	Bethune-Cookman	9/7/02
370	South Florida	8/29/02

### FEWEST YARDS RETURNED

<b>FAU</b>		
26	Nicholls State	10/11/03
56	St. Peter's	10/27/02
<b>OPPONENT</b>		
11	Northern Colorado	10/18/03
25	Middle Tennessee	8/28/03
<b>BOTH TEAMS</b>		
66	Nicholls State	10/11/03
72	Northern Colorado	10/13/03

### HIGHEST AVG. RETURN

<b>(MIN. 4)</b>		
<b>FAU</b>		
43.5	Bethune-Cookman	9/8/01
27.7	Marist	9/22/01
<b>OPPONENT</b>		
29.3	Bethune-Cookman	9/7/02
21.8	South Florida	8/29/02

### LOWEST AVG. RETURN

<b>(MIN. 4)</b>		
<b>FAU</b>		
4.3	Texas State	10/4/03
6.6	Nicholls State	10/11/03
<b>OPPONENT</b>		
2.8	Northern Colorado	10/18/03
3.5	Middle Tennessee	8/28/03

**INTERCEPTIONS**

**MOST INTERCEPTIONS**

**FAU**

3	Bethune-Cookman	9/7/02
3	Northern Colorado	10/18/03

**OPPONENT**

3	Slippery Rock	9/1/01
3	Colgate	12/13/03

**BOTH TEAMS**

4	Northern Colorado	10/18/03
4	Colgate	12/13/03

**MOST YARDS RETURNED**

**FAU**

188	Bethune-Cookman	9/7/02
87	James Madison	9/14/02

**OPPONENT**

34	Colgate	12/13/03
31	Connecticut	11/2/02
31	St. Mary's	10/20/01

**BOTH TEAMS**

188	Bethune-Cookman	9/7/02
87	James Madison	9/14/02

**FUMBLES**

**MOST FUMBLES**

**FAU**

6	St. Mary's	10/20/01
4	Four times	

**OPPONENT**

9	Albany	11/17/01
6	Three times	

**BOTH TEAMS**

12	St. Mary's	10/20/02
9	Troy	10/26/02
9	Albany	11/17/01

**MOST FUMBLES LOST**

**FAU**

4	Nicholls State	10/5/02
2	Six times	

**OPPONENT**

4	Bethune-Cookman	09/08/01
4	Albany	11/13/01

**BOTH TEAMS**

5	Nicholls State	10/05/02
5	Troy	10/26/02

**MOST FUMBLE RETURN YARDS**

**FAU**

107	Bethune-Cookman	9/8/01
47	Valdosta	9/6/03

**OPPONENT**

47	Valdosta State	9/6/03
39	Eastern Illinois	11/10/01

**BOTH TEAMS**

107	Bethune-Cookman	9/8/01
47	Valdosta	9/6/03

**TURNOVERS**

**MOST TURNOVERS**

**FAU**

4	Bethune-Cookman	9/7/02
4	Nicholls State	10/5/02
4	St. Mary's	10/20/01

**OPPONENT**

4	Fla. International	11/23/02
4	Bethune-Cookman	9/8/01
4	Albany	11/17/01

**BOTH TEAMS**

7	Fla. International	11/23/02
6	St. Mary's	10/27/01
6	Albany	11/17/01

**PENALTIES**

**MOST PENALTIES**

**FAU**

14	UCF	9/13/03
12	Fla. International	11/23/02

**OPPONENT**

17	UCF	9/13/03
16	Bethune-Cookman	11/17/01
16	Bethune-Cookman	11/29/03

**BOTH TEAMS**

31	UCF	9/13/03
25	Bethune-Cookman	9/8/01

**FEWEST PENALTIES**

**FAU**

2	Eastern Illinois	11/16/02
4	Gardner-Webb	11/03/03

**OPPONENT**

2	Northern Arizona	12/6/03
3	Siena	11/15/03

**BOTH TEAMS**

7	Eastern Illinois	11/16/02
9	Siena	11/15/03
9	Northern Arizona	12/6/03

**MOST YARDS PENALIZED**

**FAU**

140	UCF	9/13/03
110	Illinois State	9/27/03

**OPPONENT**

145	UCF	9/13/03
143	Texas State	10/4/03

**BOTH TEAMS**

285	UCF	9/13/03
222	Illinois State	9/27/03

**FEWEST YARDS PENALIZED**

**FAU**

15	Eastern Illinois	11/16/02
26	Slippery Rock	9/1/01

**OPPONENT**

29	Eastern Illinois	11/16/02
39	Albany	11/17/02

**BOTH TEAMS**

44	Eastern Illinois	11/16/02
56	Siena	11/15/03

**SCORING**

**MOST POINTS**

**FAU**

51	Siena	11/15/03
48	Northern Arizona	12/6/03

**OPPONENT**

61	Connecticut	11/2/02
51	South Florida	8/29/02

**BOTH TEAMS**

75	Connecticut	11/2/02
73	Northern Arizona	12/6/03

**FEWEST POINTS**

**FAU**

0	St. Peter's	10/27/01
6	Three times	

**OPPONENT**

3	Siena	11/15/03
6	Youngstown State	9/20/03

**BOTH TEAMS**

19	St. Peter's	10/27/01
19	Youngstown State	9/20/03

**MOST DECISIVE WIN**

48	Siena	11/15/03
23	Northern Arizona	12/6/03
23	Jacksonville	10/13/01

**MOST DECISIVE LOSS**

47	Connecticut	11/2/02
41	Eastern Illinois	11/16/02
41	South Florida	8/29/02

**MOST POINTS IN A LOSS**

**FAU**

29	UCF	9/13/03
24	Colgate	12/13/03

**OPPONENT**

28	Bethune-Cookman	9/8/01
26	Gardner-Webb	11/1/03

**MOST TOUCHDOWNS**

**FAU**

7	Siena	11/15/03
5	Jacksonville	10/13/01
5	Northern Arizona	12/6/03

**OPPONENT**

8	Connecticut	11/2/02
7	Eastern Illinois	11/16/02

**FEWEST TOUCHDOWNS**

**FAU**

0	Eastern Kentucky	9/21/02
0	Slippery Rock	9/1/01
0	St. Peter's	10/27/01

**OPPONENT**

0	Marist	9/22/01
0	Jacksonville	10/13/01
0	Siena	11/15/03
0	Youngstown State	9/20/03

**MOST POINTS, FIRST QUARTER**

**FAU**

21	Siena	11/15/03
20	Albany	11/17/01

**OPPONENT**

21	Eastern Illinois	11/10/01
21	Connecticut	11/2/02

**BOTH TEAMS**

28	Gardner-Webb	11/1/03
21	Three times	

**MOST POINTS, SECOND QUARTER**

**FAU**

23	Siena	11/15/03
21	Fla. International	11/22/03

**OPPONENT**

27	Eastern Illinois	11/16/02
21	Connecticut	11/2/02

**BOTH TEAMS**

28	UCF	9/13/03
27	Eastern Illinois	11/16/02

**MOST POINTS, THIRD QUARTER**

**FAU**

17	Northern Arizona	12/6/03
14	Connecticut	11/2/02

**OPPONENT**

17	South Florida	8/29/02
17	Eastern Illinois	11/16/02
17	Valdosta	9/6/03

**BOTH TEAMS**

28	Connecticut	11/2/02
27	Gardner-Webb	11/3/01

**MOST POINTS, FOURTH QUARTER**

**FAU**

15	UCF	9/13/03
14	Youngstown State	10/12/02
14	Texas State	10/4/03

**OPPONENT**

24	Bethune-Cookman	9/7/02
----	-----------------	--------

22	Northern Arizona	12/6/03
----	------------------	---------

**BOTH TEAMS**

31	UCF	9/13/03
29	Northern Arizona	12/6/03

**MOST POINTS, FIRST HALF**

**FAU**

44	Siena	11/15/03
28	Nicholls State	10/11/03
28	Gardner-Webb	11/1/03

**OPPONENT**

42	Connecticut	11/2/02
41	Eastern Illinois	11/16/02

**BOTH TEAMS**

45	Gardner-Webb	11/1/03
44	Siena	11/15/03

**MOST POINTS, SECOND HALF**

**FAU**

24	Northern Arizona	12/6/03
21	Texas State	10/4/03

**OPPONENT**

31	South Florida	8/29/02
24	Bethune-Cookman	9/7/02

**BOTH TEAMS**

46	Northern Arizona	12/6/03
38	South Florida	8/29/02

**MOST TWO POINT CONVERSIONS**

**FAU**

1	Three times	
---	-------------	--

**OPPONENT**

1	Three times	
1	Gardner-Webb	11/3/01

**BOTH TEAMS**

1	Six times	
---	-----------	--

**MOST TWO POINT CONVERSIONS ATTEMPTS**

**FAU**

3	Bethune-Cookman	11/29/03
2	Three times	

**OPPONENT**

2	Fla. International	11/23/02
---	--------------------	----------

**BOTH TEAMS**

3	Gardner-Webb	11/03/01
---	--------------	----------

**MOST FIELD GOALS**

**FAU**

3	Bethune-Cookman	11/29/03
2	Three times	

**OPPONENT**

3	South Florida	8/29/02
3	James Madison	9/14/02
3	Marist	9/22/01
3	Fla. International	11/22/03

**BOTH TEAMS**

4	Six times	
---	-----------	--

**MOST FIELD GOAL ATTEMPTS**

**FAU**

3	Eastern Kentucky	9/21/02
3	Morris Brown	9/9/02

**OPPONENT**

5	James Madison	9/14/02
4	Fla. International	11/22/03

**BOTH TEAMS**

6	James Madison	9/14/02
5	Eastern Kentucky	9/21/02
5	Fla. International	11/22/03

**SAFETIES**

**FAU**

1	Bethune-Cookman	11/29/03
1	Siena	11/15/03







# All-Time Team Season Highs & Lows

Total Points	51	vs Siena	11/15/03
Low	0	vs St. Peter's	10/27/01
Total Points at Home	51	vs Siena	11/15/03
Low	0	vs St. Peter's	10/27/01
Road Points	48	vs Northern Arizona	12/6/03
Low	7	vs Drake	10/6/01
Total 1st Downs	29	vs Texas State	10/4/03
Low	8	vs Troy	10/26/02
		vs Eastern Illinois	11/16/02
1st Downs at Home	29	vs Texas State	10/4/03
Low	10	vs Albany State (NY)	11/17/01
1st Downs on the Road	24	vs Northern Arizona	12/6/03
Low	8	vs Troy	10/26/02
		vs Eastern Illinois	11/16/02
Total Fumbles	7-2	vs Nicholls State	10/5/02
Low	0-0	vs Albany State (NY)	11/17/01
		vs Siena	11/15/03
Fumbles at Home	6-2	vs St. Mary's (CA)	10/20/01
Low	0-0	vs Albany State (NY)	11/17/01
Road Fumbles	7-4	vs Nicholls State	10/5/02
Low	0-0	vs UCF	9/13/03
		vs Bethune-Cookman	11/29/03
		vs Eastern Illinois	11/16/02
Total Rushing	370	vs Siena	11/15/03
Low	-36	vs South Florida	8/29/02
Rushing at Home	370	vs Siena	11/15/03
Low	33	vs Slippery Rock	9/1/01
Rushing on the Road	128	vs Nicholls State	10/5/02
Low	-36	vs South Florida	8/28/02
Total Passing Att	40	vs UCF	9/13/03
Low	11	vs Bethune-Cookman	9/8/01
Passing at Home	39	vs Colgate	12/13/03
Low	14	vs Albany State	11/17/01
Passing Att on the Road	40	vs UCF	9/13/03
Low	11	vs Bethune-Cookman	9/8/01
Total Passing Comp	26	vs UCF	9/13/03
Low	4	vs Eastern Illinois	11/16/02
Passing Comp at Home	22	vs Colgate	12/13/03
Low	5	vs Albany State (NY)	11/17/01
Passing Comp on the Road	26	vs UCF	9/13/03
Low	4	vs Eastern	11/16/02
Total Pass Int	3	vs Slippery Rock	9/1/02
	3	vs Bethune-Cookman	9/7/02
	3	vs Colgate	12/13/03
Low	0	vs several	
Total Pass Int at Home	3	vs Slippery Rock	9/1/02
	3	vs Bethune-Cookman	9/7/02
	3	vs Colgate	12/13/03
Low	0	vs several	
Total Pass Int. on the Road	2	vs Middle Tennessee	8/28/03
Low	0	vs several	
Total Passing Yards	352	vs UCF	9/13/03
Low	29	vs Eastern Illinois	11/16/02
Total Yards at Home	277	vs Valdosta	9/6/03
Low	74	vs Slippery Rock	9/1/01
Passing Yards on the Road	352	vs UCF	9/13/03
Low	29	vs Eastern Illinois	11/16/02
Total Offensive Plays	82	vs Texas State	10/4/03

Low	50	vs Eastern Kentucky	9/21/02
Offensive Plays at Home	82	vs Texas State	10/4/03
Low	51	vs Slippery Rock	9/1/02
Offensive Plays on the Road	75	vs Northern Arizona	12/6/03
Low	50	vs Eastern Kentucky	9/21/02
Total Offense	509 (68)	vs Siena	11/15/03
Low	107 (58)	vs Eastern Illinois	9/21/02
Offense at Home	509 (68)	vs Siena	11/15/03
Low	107 (51)	vs Slippery Rock	9/1/01
Offense on the Road	454 (71)	vs UCF	9/13/03
Low	107 (58)	vs Eastern Illinois	9/21/02
Total Tackles	111	vs Colgate	12/13/03
Low	45	vs Siena	11/15/03
Tackles at Home	78	vs Youngstown State	10/12/02
Low	46	vs Jacksonville	10/13/01
Tackles on the Road	105	vs Eastern Kentucky	9/21/02
Low	56	vs Gardner-Webb	11/03/01
Total Solo	54	vs Albany State (NY)	11/17/01
	54	vs Middle Tennessee	8/28/03
	54	vs UCF	9/13/03
Low	26	vs Northern Colorado	10/18/03
Solo at Home	54	vs Albany (NY)	11/17/01
Low	33	vs Bethune-Cookman	09/07/02
Solo Tackles on the Road	49	vs South Florida	08/29/02
Low	28	vs Gardner-Webb	11/03/01



SENIOR LARRY TAYLOR



# FAU Football Program's First

## (KICKS, PUNTS, INTERCEPTIONS AND FUMBLES)

### FIRST ON THE FIELD

FAU kicking specialist Ryan Rankin and Andy Eminger were the first two players to appear for pre-game warm-ups (3:00 pm). (SRU)

### FIRST MUSIC

The Palm Beach Lakes High School marching band was the first to perform at an FAU football game (3:45 pm). (SRU)

### COIN TOSS

Won by Slippery Rock.

### FAU AT THE COIN TOSS

Jared Allen, Garrett Jahn, Todd Poitier and Chris Laskowski.

### FIRST NATIONAL ANTHEM

Sung at 4:05 pm by Pamela Martinez.

### KICKOFF

4:11 pm

### FIRST TOUCH OF THE BALL

Anthony Jackson returned the first kick-off for FAU.

### PLAY

Illegal procedure penalty.

### FIRST PENALTY

LT William McDonald was called for illegal motion before the first official play.

### OFFICIAL PLAY

Running back Doug Parker lost 3 yards.

### FIRST OFFENSIVE GAIN

Justin Thomas blasted forward for a 5-yard gain (13:59 1st).

### FIRST PASS ATTEMPT

Garrett Jahn threw the first pass, which was incomplete to Frank Conrad.

### FIRST PUNT

Andy Eminger boots a 34-yard punt to the SRU 36 (13:18 1st).

### FIRST TD ALLOWED

SRU's Dorrian Glenn scored on a 4-yard run (11:51 1st).

### FIRST OPPONENT PAT

(11:51 1st)

### COMPLETION

Slippery Rock's Kevin Dvorchak to Doug Brandt for 19 yards.

### FAU 1ST DOWN/ 1ST FAU COMPLETION

Matt Prudenti caught an 18-yard pass from Garrett Jahn in the first quarter (10:51 left 1st).

### FIRST TIMEOUT

(10:08)

### WAVE BY THE CROWD

3:10 1st quarter

### FIRST INTERCEPTION

Garrett Jahn throws an interception to Jim Urbano (8:30 left 1st).

### FIRST PENALTY BY AN OPPONENT

False start (6:46 1st).

### FIRST TD BY OPPONENT

(6:33 1st).

### FIRST FUMBLE

Bad exchange between center Eddie Dunbar to Jahn leaves FAU with a fourth-down situation on their own 16. Also marks first turnover.

### FIRST FUMBLE RECOVERY

Todd Poitier dives on a miscue. FAU takes over at its own 29. Fumble recovery is also the first turnover by an opponent. (2:49 1st).

### FIRST TACKLE FOR A LOSS

Taurian Osborne and Teddy Strachan combine on a tackle for a 4-yard loss (0:42 1st).

### FIRST QB SUBSTITUTION

Jared Allen takes over for Jahn (15:00 2nd).

### FIRST FAU GAME INJURY

Poitier is slow to get up, but jogs off field (11:03 2nd).

### FIRST PAT BLOCK

Tyrone Higgins gets his right hand up on a Campbell PAT to hold the score at 20-0 (7:17 2nd).

### FIRST PENALTY 1ST DOWN

SRU called for personal foul (6:47 2nd).

### FIRST SACK BY AN OPPONENT

Greg Baker tackles Allen for a 9-yard loss (6:53 2nd).

### FIRST DEFENSIVE TD BY AN OPPONENT

SRU blocks a punt by Mike Cooper and runs for 34-7 yards (5:18 2nd). It also marked the first blocked punt by an opponent.

### FIRST RUSHING FIRST DOWN

Doug Parker carries the ball 11 yards to the FAU 15 (0:42 2nd).

### FIRST KICK-OFF BY FAU

Mark Myers opens the second half (15:00 3rd).

### FIRST TIME FAU CROSSES THE 50

Allen finds Thomas and a roughing the passer call brings the ball to the SRU 42 (10:55 3rd).

### FIRST DEFENSIVE STOP INSIDE AN OPPONENT'S 20-YARD LINE

(4:10)

### FAU TOUCHDOWN

FAU's Todd Poitier falls on a blocked punt at 3:37 (3rd).

### FIRST FAU PAT

Myers (3:37 3rd).

### FIRST KICK-OFF AFTER A TOUCHDOWN

Andy Rosas boots a 54-yard (3:37 3rd).

### TOUCHDOWN ALLOWED

Slippery Rock's Dorian Glenn had a 4-yard run with 11:51 left in 1st.

### PUNT

FAU's Andy Eminger had a 34-yard kick to the Slippery Rock six with 13:09 left in the 1st.

### FUMBLE RECOVERY

Poitier with 2:49 remaining in the 1st.

### BLOCKED EXTRA POINT

FAU's Tyrone Higgins at 7:17 in the 2nd.

### FIRST BLOCKED PUNT

Todd Poitier (3:37 left in the 3rd).

### FIRST 2ND HALF FUMBLE RECOVERY

Osborne gathers a bobble snap to give the Owls the ball on their own 9-yard line (12:33 4th).

### FIRST PUNT FROM THE END ZONE

The Owls go three-and-out and Eminger's 31-yard punt is returned to the FAU 18 (10:15 4th).

### FIRST LOSS

40-7 SRU

### FIRST AWAY GAME

Bethune-Cookman, 7 pm, Sept. 8

### FIRST GAME VS A RANKED OPPONENT

Bethune-Cookman, no. 22.

### FIRST GAME IN THE RAIN

Bethune-Cookman: a downpour throughout the first half.

### FIRST AWAY CROWD

Estimated 366 FAU fans.

### FIRST FUMBLE RECOVERY FOR A TD

Taurian Osborne recovered and ran the ball back 99 yards (2nd) 14:26. (B-CC)

### PROGRAM'S FIRST OFFENSIVE TD

Jared Allen has a seven-yard run. (B-CC)

### FIRST TWO-POINT CONVERSION

Jared Allen connected with Thomas Parker for the two-point conversion (12:05 2nd). (B-CC)

### FIRST FIELD GOAL

Mark Myers 33-yard field goal (00:02 2nd).

### FIRST HALFTIME LEAD

FAU vs Bethune-Cookman 17-14.

### FIRST LEAD AFTER THREE

FAU vs. Bethune 24-21

### FIRST TIME FAU USED ONE QB

Jared Allen played the entire game, threw for two touchdowns and ran for another. Received the game ball.

### FIRST FAU VICTORY

FAU 31, Bethune Cookman, ranked no. 22 nationally, 28.

### FIRST DEFENSIVE PLAYER OF THE WEEK

Taurian Osborne, a freshman DB, returned a fumble for 99 yards and FAU's first score against Bethune-Cookman, ranked no. 22 nationally. For his efforts, he earned Defensive Player of the Week by ESPN/USA Today Division I-AA.

### FIRST HOME VICTORY

FAU 31, Marist 9

### FIRST KICK RETURN OF MORE THAN 50

Anthony Jackson (85 yards)

### FIRST GAME DEFENSE HELD OPPONENTS SCORELESS (2ND HALF)

FAU's defense held Marist scoreless in the second half.

### FIRST SPECIAL TEAMS PLAYER OF THE WEEK HONOREE

Anthony Jackson Division I-AA Independent Special Teams Player of the Week for September 24.

**FIRST NO. 1 RANKING**  
FAU is ranked no. 1 among Division I- AA Independents.

**FIRST PLANE FLIGHT**  
Friday, October 5, destination, Des Moines, Iowa

**FIST WEATHER BELOW 70 DEGREES**  
Saturday, October 6, 52 degrees at game time vs Drake

**FIRST DEFENSIVE INTERCEPTION**  
Mauratae Johnson, 3rd quarter vs Drake

**FIRST INDIVIDUAL TO RUSH FOR 100+**  
Doug Parker rushed for 110 yards vs Jacksonville.

**FIRST INDIVIDUAL TO SCORE FOUR TDs**  
Doug Parker tallied four touchdowns vs Jacksonville.

**FIRST GAME AN INDIVIDUAL HAD MORE THAN 1 SACK**  
Joe Walker had 2.5 sacks vs Jacksonville.

**FIRST COIN TOSS VICTORY**  
Vs St. Mary's, Captains were Doug Parker, Danny Hernandez, Tyrone Higgins and Jared Allen.

**FIRST GAME FAU WAS HELD SCORELESS IN THE 2ND HALF**  
vs St. Mary's

**FIRST SAFETY ALLOWED**  
Forced to snap into the end zone attempted to throw out of the end zone to avoid a sack. Allen was called for intentional grounding at 7:57 remaining in the second quarter vs St. Peter's.

**FIRST TIME SHUTOUT**  
FAU was held scoreless versus St. Peter's, the no. 1 defensive team in the country.

**FIRST TWO-GAME LOSING STREAK**  
24-10 loss to St. Mary's  
19-0 loss to St. Peter's

**FIRST THREE-GAME LOSING STREAK**  
24-10 loss to St. Mary's  
19-0 loss to St. Peter's  
35-19 loss to Gardner-Webb

**FIRST INJURY SCARE**  
Gardner-Webb, just prior to halftime

**FIRST OPPONENT RANKED IN TOP 5**  
FAU faced Eastern Illinois, which averaged 52 points per game coming in and who was ranked no. 4. The Owls held EIU to 38 points and played the program's most physical game to date. The following Monday, EIU moved to no. 3. EIU is a 5 time OVC Champion and was playing for home field advantage.

**FIRST FOUR-GAME LOSING STREAK**  
24-10 loss to St. Mary's  
19-0 loss to St. Peter's  
35-19 loss to Gardner-Webb

38-10 Eastern Illinois

**FIRST PUNT RETURNED FOR A SCORE**  
Brittney Tellis vs Albany State

**THE FIRST WIN**  
The much younger and inexperienced Florida Atlantic University (1-1) entered the Daytona Beach Municipal Stadium, Saturday evening, eyeing Bethune-Cookman College (1-1), ranked no. 22 nationally. The Owls proved to be more composed, and as the final seconds ticked off the clock, a batted down pass in the end zone and a missed field goal attempt gave FAU a 31-28 victory. It marked the program's first victory, one over a program that has accumulated 331 victories since 1925.

"This victory will go in the history books and will mean more to this team and to the University than I can express," said FAU Head Coach and Director of Football Operations Howard Schnellenger. "I expected to come in here and be competitive, but you can probably tell that I can't put into words what we take from this game."

Trailing 7-0 with 14:26 left in the 2nd quarter, the Owls got on the board when Taurian Osborne scooped up a loose ball and scampered 99 yards down the sideline to pull FAU to within 7-6.

**FIRSTS IN 2002**  
South Florida was the first DI-A opponent.

Bethune-Cookman was the first time FAU played a team twice.

James Madison was the first game FAU played on Astro Turf.

Willie Hughley's interception against James Madison was the first interception to be returned for a TD.

Youngstown State was the first night game at home.

UConn was the first game with a starting temperature below 40° (37°).

**FIRSTS IN 2003**

Middle Tennessee was first DI-A victory.

First 10-game win streak

First national ranking

Bethune-Cookman was first play-off game Quickest start-up team to make play-off.

Colgate was first play-off game played at home.

No. 4 was first season-ending ranking.







# University

In this  
section...

BOARD OF  
TRUSTEES

UNIVERSITY  
PERSONNEL

ATHLETICS  
OVERVIEW







# Distinguished Alumni

## OF FLORIDA ATLANTIC UNIVERSITY

### LEADERS IN EDUCATION AND POLITICS

---

**Scott H. Adams, BBA '87**  
Member, FAU Board of Trustees

**Frank T. Brogan, MED '81**  
President, Florida Atlantic  
University

Former Lieutenant  
Governor, State of Florida

**Dr. Richard D. DiMarchi, BS '74**  
Professor, Jack and Linda Gill  
Distinguished Chair, Biomolecular  
Science, Indiana University

Eli Lilly Visiting Scholar

Co-inventor of synthetic human  
insulin (Humalog)

**Gerri McPherson, EDS '89**  
Vice President, Treasure Coast  
Campus Florida Atlantic  
University

**Luis Alberto Moreno, BBA '76**  
Colombian Ambassador to the  
United States

**Carol W. Hunstein, BS '72**  
Supreme Court Judge  
State of Georgia

**The Honorable Daniel Mica,  
BA '66**  
President and CEO, Credit Union  
National Association

Former U.S. Congressman, State  
of Florida

### LEADERS IN BUSINESS, SCIENCE & TECHNOLOGY

---

**Lisbeth R. Barron, BBA '82**  
Senior Managing Director  
Media & Entertainment,  
Bear Stearns

**Juan R. Borges, BA '73**  
President Biomedical  
International Corporation

**Dr. Andrew M. Clark, P.E., BSOE  
'80, ME '83**  
President Maritime  
Communication Services,  
Harris Corporation

**Dr. Mark E. Dean, MSE '82**  
Vice President, IBM Almaden  
Research Center

IBM Fellow and Co-developer,  
IBM PC

Member of the National Inventors  
Hall of Fame

**Patricia Welch Dittman, MSN '95**  
Director Nursing Research and  
Quality, Holy Cross Hospital  
Chairperson, Florida Board  
of Nursing

**Douglas P. Eagon, BA '76,  
MPA '81**  
President Stiles Corporation

**A. Hamid Hashemi, BS '81**  
President and CEO  
Muvico Theaters

**Robert (Skipp) Orr, Jr., BA '76**  
President Boeing Japan

**Susan H. Skemp, BS '81**  
Past President, American Society  
of Mechanical Engineers (ASME)  
Manager, Advanced Technology  
Planning, Pratt & Whitney

**Maynard Webb, BA '78**  
Chief Operating Officer  
eBay Technologies, Inc.

**Dr. George Zoley, BA '72, MPA '75**  
Chairman and CEO The Geo  
Group, Inc.

Chair, FAU Board of Trustees

### LEADERS IN THE ENTERTAINMENT INDUSTRY

---

**Ana M. Azcuy, BA '76**  
First Hispanic television anchor  
in South Florida

WPLG-TV, Ch. 10, Miami

**Allen E. Berman, BA '77**  
Executive Producer Media Street  
Productions, New York

Former Senior Producer CBS  
Evening News with Dan Rather

**Donald Brewer, BBA '90**  
Drummer, Grand Funk Railroad  
(founding Member) In 2000  
*Modern Drummer* magazine's  
reader poll named him one of the  
most influential drummers of his  
generation with Ringo Starr and  
John Bonham of Led Zeppelin.

**Robert E. Garcia, BA '80**  
Vice President, Entertainment  
Finance

Radio City Entertainment  
and Madison Square Garden

**Marc S. Kudisch, BFA '88**  
Actor, on and off Broadway

Tony Award Nominee for  
Thoroughly Modern Millie

**Cynthia L. Stoddart, BFA '81,**  
Regional Director Government  
and Community Affairs/Comcast

**Scott "Carrot Top" Thompson,  
BBA '89**  
Comedian, actor, spokesperson

### LEADERS IN ATHLETICS

---

**Yolanda Griffith**  
Division II All-American ('92-'93)

1999 WNBA MVP

Currently playing for the  
Sacramento Monarchs

**Tim Harikkala**  
First FAU baseball player to  
make it to the "Big League"

Called up by the Seattle Mariners  
and later pitched for the Boston  
Red Sox

**Brian Pare '04**  
First FAU football player to enter  
the NFL, signed with Chicago  
Bears





























FAU FOOTBALL

# Medical Staff



## Brian Anderson, ATC/L

### HEAD ATHLETIC TRAINER FOOTBALL

BRIAN ANDERSON came to Florida Atlantic University in the fall of 2000 after a three-year stint as Head Athletic Trainer at Nova Southeastern University in Fort Lauderdale.

The graduate of the University of Southern Mississippi coordinates the health care services for FAU football players including the evaluation, treatment, rehabilitation and prevention of athletic injuries and illness.

Anderson and his staff have been on the forefront for safe and effective return to participation in the area of concussion research by

establishing a of test battery sensitive and unique to diagnosis mild brain injury.

In addition to research, he has established a sports medicine organization dedicated to providing educational opportunities to other sports medicine programs in an effort to assist them in delivering appropriate medical coverage in the most beneficial and cost effective method.

Most recently, he received the 2002 College & University Athletic Trainer of the Year Award presented by the Athletic Trainers' Association of Florida for his leadership in developing health care standards for the collegiate sports medicine program. Anderson is certified by the National Athletic Trainers' Association – Board of Certification and Licensed by the State of Florida.



## Paul Silvestri, MS, ATC

### ASSISTANT ATHLETIC TRAINER FOOTBALL

PAUL SILVESTRI joined Florida Atlantic University's athletic training staff just days before the 2003 team took to the field.

Silvestri came to FAU after two years at the University of Kentucky, from 2001 through 2003 as a Football Graduate Assistant Athletic Trainer. While at UK he assisted the Head Athletic Trainer in evaluation and treatment of all injuries, supervised the student athletic trainers for football and assisted with the development and implementation of rehabilitation programs.

Prior to August of 2001 he served as an intern for the National Football League, Europe, where he assisted with coverage and physicals. The internship followed by similar position with the University of Mississippi and the Miami Dolphins.

Silvestri gained his first collegiate experience at the University of Florida where he obtained his undergraduate

degree in Exercise and Sport Science in May of 2000. While attending UF, he served as the Head Student Athletic Trainer for men's track and field. He also worked in 1999 as a student athletic trainer for both fall and spring drills.

Silvestri holds certifications with both the National Athletic Trainers' Association and the America Heart Association.





## Kevin Kessler

### REGIONAL MEDICAL DIRECTOR OF SPORTS MEDICINE IMPERIAL POINT MEDICAL CENTER

A sports enthusiast with a Fellowship in Sports Medicine, he combines a love of medicine with a particular interest in fitness and athletics. He provides a full array of medical services in the field of orthopaedics with specializations in ACL knee reconstruction and rotator cuff repairs of the shoulder.

Dr. Kessler previously served as a consultant team physician

for the Florida Marlins and in 1995 became the team physician for the Baltimore Orioles during spring training. He also serves as team physician for Boyd-Anderson, South Broward and Fort Lauderdale High Schools.

Dr. Kessler's medical training includes a Fellowship in Sports Medicine at the University of Miami where he worked with the Miami Hurricanes football

team, along with a residency in orthopedic surgery and internship in general surgery at New York University Medical Center. In 1999, Kessler was appointed Regional Director of Sports Medicine at Imperial Point Medical Center.

KEVIN KESSLER certified by the American Board of Orthopedic Surgeons, Dr. Kessler helps athletes young and old stay active and fit.



## Naveed Shafi M.D.

### MEDICAL DIRECTOR AND HEAD TEAM PHYSICIAN, FAU ADJUNCT PROFESSOR, DEPARTMENT OF BIOMEDICAL SCIENCES

for the Florida Panthers, Florida Bobcats and the Miami Fusion. In addition, his experience includes work with Texas Christian University, the Special Olympics and various high schools and special education schools.

Dr. Shafi completed fellowship and board certification in Primary Care Sports Medicine at the University of South Carolina. While there, he served as one of the team physicians for the Division I teams. In addition, he was a team physician for the Capital City

Bombers professional baseball team, the Columbia City Ballet and several community-sponsored road races.

Dr. Shafi also brings to FAU knowledge and expertise in exercise prescription and rehabilitation, non-surgical orthopedics, weight management and occupational medicine. He also is certified in Hyperbaric Medicine.

In addition to being a guest lecturer at several conferences on various primary-care sports medicine topics, Dr. Shafi is a member of the American

Medical Society for Sports Medicine and the American College of Sports Medicine. As a physician and certified personal trainer, he enjoys all aspects of health and fitness in his professional and personal life. His enthusiasm and experience make Dr. Shafi a welcome addition to FAU's sports medicine team.

DR. NAVEED SHAFI joined Florida Atlantic in 2003 as medical director and head team physician. He graduated from Ross University School of Medicine and completed his Internal Medicine residency at the Cleveland Clinic.

While at the Cleveland Clinic Florida, Dr. Shafi participated as one of the team physicians



## Richard Staller, DDS and Zarina Staller, DDS

As team dentists Drs. Richard and Zarina Staller remain integral to the total health of the FAU student-athlete. The Stallers, FAU's 48th Founder, and their staff have

provided their services in the fabrication of custom mouth guards for the prevention of facial injuries. The mouth guards also reduce the possibility of concussions

for the men's and women's basketball, softball and football teams. Dr. Richard Staller serves as the president of the Owl Club.















## FAU FOOTBALL

## Conference Affiliation



The Sun Belt will begin its 29th season this year with an eye on the future and knowledge of the past. It is because of this that the Sun Belt continues to thrive despite the ever-changing world of collegiate athletics.

Graduating its student-athletes, preparing them for the future while giving them competitive athletic opportunities at the highest level is what the Sun Belt is about.

And the league is doing that and then some.

Off the field, every Sun Belt school currently graduates student-athletes at a higher rate than the "regular" student. On the field the league has had national champions while continuing to do things in a first-class manner.

The Sun Belt, meanwhile, is showcasing its institutions, student-athletes and high ideals to the nation.

This past May, the league announced an expanded television contract with ESPN and ESPN Regional Television. The contract gives the league more national and regional television exposure in the sports of football, men's basketball and women's basketball. It also solidifies one of ESPN's longest relationships in college athletics, as the network will televise the men's basketball championship game for the 26th straight season in 2005.

The Sun Belt also has a voice in the future of college athletics. Thanks to its Division I-A football membership, the league has a permanent seat on the NCAA's Board of Directors. This gives the Sun Belt an opportunity to constantly have a say on some of the most pressing issues in college

athletics.

Current full-time Sun Belt members include, the University of Arkansas at Little Rock, Arkansas State University, the University of Denver, Florida International University, the University of Louisiana at Lafayette, Middle

Tennessee University, New Mexico State University, the University of New Orleans, the University of North Texas, the University of South Alabama and Western Kentucky University.

The Sun Belt Conference now sponsors 19 sports (nine for men and 10 for women). The men's sports include baseball, basketball, cross country, football, golf, tennis, indoor track and field, outdoor track and field and swimming and diving. The women's sports are basketball, cross country, golf, soccer, softball, swimming and diving, tennis, indoor track and field, outdoor track and field and volleyball.

On the playing field, as one of only 11 Division I-A conferences, the Sun Belt is one of the few leagues that boast the opportunity to play the best.

In football, the Sun Belt is one of only 11 conferences to sponsor football at the Division I-A level. Current Sun Belt football institutions include Arkansas State, the University of Idaho, the University of Louisiana at Lafayette, the University of Louisiana at Monroe, Middle Tennessee State University, New Mexico State University, the University of North Texas, Troy University and Utah State University.

FIU will begin Division I-A football in 2005.

Troy will join the league in all sports in 2005-06, while Florida Atlantic University will become a football-only member. In 2006-07, FAU will join the league in all sports.

In just a short amount of time, the Sun Belt has established itself as a strong football

league. Despite being a "new kid on the block," the league immediately had a bowl tie-in with the New Orleans Bowl.

And, in only its second year of football, the conference champion (North Texas) defeated Conference USA regular season co-champion Cincinnati in the bowl game at the Louisiana Superdome. Last year, North Texas again represented the Sun Belt in the New Orleans Bowl, and ratings for the ESPN 2-televized game continue to climb.

One of the many characteristics shared in each Sun Belt sports is tradition.

In men's basketball, not only did the Sun Belt send a team to the NCAA Final Four in its first-year of play (UNC Charlotte in 1977) the league became known as an innovator in its early stages, pioneering the shot clock and three-point field goal, standards which are followed throughout college basketball today.

On the court itself, the Sun Belt has enjoyed enormous success. Overall, current Sun Belt teams have participated in 74 NCAA Tournament games and 72 contests in the National Invitation Tournament. Western Kentucky and New Mexico State have advanced to the NCAA Final Fours, while Arkansas-Little Rock, Louisiana-Lafayette and Western Kentucky have also participated in the NIT Final Four.

The league boasts 46 All-Americans and seven Academic All-Americans.

Sun Belt members have also made tremendous strides in women's basketball as well. Western Kentucky has a longstanding history of NCAA Tournament appearances, making three trips to the Women's Final Four (1985, 1986, 1992), and finishing as the national runner-up in 1992.

The Sun Belt has the third-highest winning percentage in NCAA Tournament games. The league has recorded an NCAA national championship (Old Dominion in 1985) and a WNIT championship (Arkansas State in '93).

In 2004, Sun Belt women's basketball continued its strong tradition as Middle Tennessee reached the second round of the NCAA Tournament thanks to a first-round win over North Carolina. In the WNIT, Western Kentucky got to the quarterfinals with wins over Cincinnati and Memphis while Arkansas

