

Jeremy Moussa
Quarterback | 8
Preseason All-SWAC First Team

Javan Morgan
Defensive Back | 2
Preseason All-SWAC First Team

2023 FLORIDA A&M FOOTBALL
MEDIA GUIDE





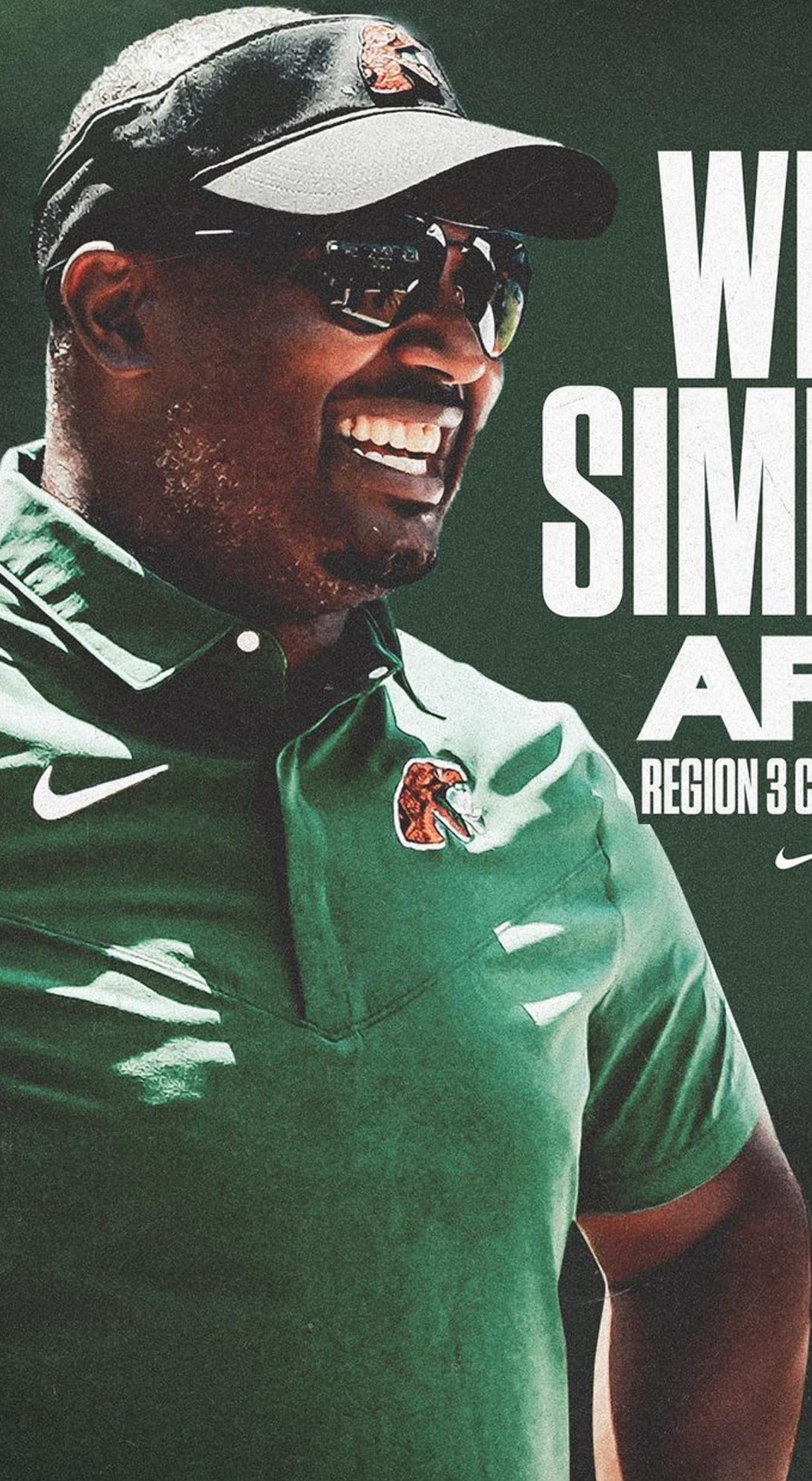
You don't have to be there to be there, with AT&T 5G.

AT&T 5G. Fast. Reliable. Secure.

Req's compatible plan & device. Coverage not available everywhere.
Learn more at att.com/5Gforyou.



Proud Sponsor of
FAMU Athletics



WILLIE SIMMONS

AFC  **CA**®

REGION 3 COACH OF THE YEAR





TABLE OF CONTENTS

MEDIA INFORMATION

4	Contents/Season Schedule
5	Program / University Information
5-6	Coaching Staff / Support Staff
7	President Dr. Larry Robinson
8	Director of Athletics Tiffani-Dawn Sykes
9-13	Athletics Administration

2023 FLORIDA A&M RATTLEERS

15-16	Alphabetical Roster
17-18	Numerical Roster
19-35	Player Profiles

COACHING STAFF

37-39	Head Coach Willie Simmons
40-47	Assistant Coaches
48	Football Support Staff

2021 SEASON IN REVIEW

50-54	Game Recaps
55-61	Final Season Statistics

HISTORY & RECORDS

63-64	Individual Records
65	Team Records
66	Postseason Records
67-72	Annual Leaders
73	Miscellaneous
74-75	Last Time It Happened
76-77	All-Time Series
78-82	Year-by-Year Results

83	Head Coaches
85-86	Top Games
87	Orange Blossom Classic
89-90	All-Americans
91-92	All-MEAC
92	All-SWAC
94	NFL Draft History
95-96	NFL History
96	Other Leagues

2023 SCHEDULE

DATE	OPPONENT	LOCATION
Sept. 3	Jackson State*	Miami Gardens, FL
Sept. 9	South Florida	Tampa, FL
Sept. 16	West Florida	Bragg Memorial
Sept. 23	Alabama State	Bragg Memorial
Sept. 30	Mississippi Valley State	Itta Bena, MS
Oct. 7	Southern	Baton Rouge, LA
Oct. 21	Texas Southern	Houston, TX
Oct. 28	Prairie View A&M	Bragg Memorial
Nov. 4	Alabama A&M	Huntsville, AL
Nov. 11	Lincoln (CA)	Bragg Memorial
Nov. 18	Bethune-Cookman**	Orlando, FL

*Denny's Orange Blossom Classic at Hard Rock Stadium

** Florida Blue Florida Classic at Camping World Stadium

Visit famuathletics.com/sports/football/schedule for the updated schedule with times and how to watch/listen to the game.

QUICK FACTS

SOCIAL MEDIA ACCOUNTS

Official Athletics

Twitter: @FAMUAthletics

Facebook: /FAMUAth

Instagram: @FAMUAthletics

Twitter: @FAMU_FB

Instagram: @FAMUFB

Official Football

Willie Simmons, Head Coach

Twitter: @HCWillieSimmons

Instagram: @HCWillieSimmons

PROGRAM INFORMATION

First Year	1907
FCS National Championships	1
HBCU National Championships	15
Conference Championships	37
All-Time Record	567-276-23
All-Time Playoffs Record	5-8
All-Americans	154
NFL Draft Picks	66
NFL Players	103
Pro Football Hall of Famers	2
College Football Hall of Famers	4
Black College Football Hall of Famers	8

UNIVERSITY INFORMATION

Location	Tallahassee, Fla.
Enrollment	9,614
Founded	1887
Nickname	Rattlers
Colors	Orange, Green, and White
President	Dr. Larry Robinson
Vice President & Director of Athletics	Tiffani-Dawn Sykes
Faculty Athletics Representative	Dr. Ebenezer Oriaku
Conference / Division	Southwestern Athletic Conference / East
Stadium / Capacity	Bragg Memorial Stadium / 19,633
Ticket Office Phone	1-850-412-5036

COACHING STAFF

Head Coach / Quarterbacks	Willie Simmons
Record at FAMU	33-12 (sixth season (2020 canceled))
Career Record	54-23 (ninth season (2020 canceled))

Associate Head Coach / Defensive Coordinator / Linebackers	Ryan Smith
Assistant Head Coach / Cornerbacks	James Colzie
Offensive Coordinator / Offensive Line	Joseph Henry
Special Teams Coordinator	TBA
Defensive Run Game Coordinator / Defensive Line	Milton Patterson
Offensive Pass Game Coordinator / Wide Receivers	Antonio "AC" Carter
Offensive Run Game Coordinator / Running backs	Marcus Windham

Defensive Pass Game Coordinator / Safeties
 Tight Ends
 Nickelbacks
 Offensive Graduate Assistant
 Defensive Graduate Assistant

Davon Morgan
 James Spady
 TBA
 LeJohn Howard
 TBA

SUPPORT STAFF

Assistant AD / Director of Football Operations / Chief of Staff
 Director of Sports Medicine / Head Athletic Trainer
 Director of Sports Performance
 Director of Equipment Operations
 Director of Video
 Director of Recruiting TBA Assistant Athletic Trainer
 Team Doctor
 Team Doctor
 Team Doctor
 Team Doctor

LaTroy Johnson
 TBA
 Cole Forney
 Donald Reed
 Devin Rispress
 Elizabeth Bailum
 Dr. Garrison Rolle
 Dr. Tony Bryant
 Dr. Susanna Zorn
 Dr. John Streaker

ATHLETIC ADMINISTRATION

Vice President & Director of Athletics
 Assistant Vice President for Athletics Administration and Strategic Initiatives
 Deputy AD for Internal Operations
 Senior Associate AD for External Relations
 Senior Associate AD for Compliance, SWA, and Deputy Title IX Coordinator
 Executive Assistant to the Vice President
 Associate AD / Academic Services
 Director of Special Projects and Marketing
 Director of Communications & Digital Strategy
 Athletics Ambassador and Consultant

Tiffani-Dawn Sykes
 Michael Smith
 Marcus Grant
 Breon Hagans
 Brittney Johnson
 Marquel Broussard
 Carrie Hickey Tollison
 Ria Floyd
 Josh Padilla
 Chad "Ochocinco" Johnson

COMMUNICATIONS

Director of Communications & Digital Strategy
 Cell
 Email


Josh Padilla
 850-756-8622
 Joshua.Padilla@famuedu

Assistant Director of Communications
 Email

Ty'Rique Sims
 Tyrique.Sims@famuedu

Athletic Communications Coordinator

Monyae Williamson-Gourley



DR. LARRY ROBINSON

UNIVERSITY PRESIDENT

University of Memphis, 1979
Washington University in St. Louis, 1984 (Ph.D)

Larry Robinson, Ph.D., is Florida A&M University's (FAMU's) 12th president and a distinguished professor and researcher in the School of the Environment at FAMU. Previously, he served as the interim president of FAMU from September 2016 to November 2017, from July 2012 to March 2014 and in 2007.

He also served as director of FAMU's Environmental Sciences Institute from 1997 to 2003, provost and vice president for Academic Affairs from 2003 to 2005 and vice president for Research in 2009.

Dr. Robinson's recent honors include an appointment in July 2018 to serve on the national STEM Education Advisory Panel. Congress authorized the creation of the panel to encourage U.S. scientific and technological innovations in education.

Dr. Robinson is actively engaged in research with students and faculty as the director and principal investigator of the Center for Coastal and Marine Ecosystems. The Center was established in September 2016 with a \$15.4 million award from the National Oceanic and Atmospheric Administration (NOAA) Educational Partnership Program. FAMU is leading the partnership and collaborating with five universities to make a major impact on coastal and marine ecosystems education, science and policy.

From 2001 to 2010, Dr. Robinson served as director of the NOAA Environmental Cooperative Science Center housed at FAMU. His research interests include environmental chemistry, environmental radiochemistry, and environmental policy and management.

In 2007-2009, Dr. Robinson served as senior scientific advisor at the U.S. Department of Agriculture's Cooperative State Research, Education, and Extension Service. In May 2010, he took a leave of absence from FAMU to serve in a U.S. Senate-confirmed position as assistant secretary of Commerce for Conservation and Management at NOAA. While there, he supported and managed NOAA's coastal and marine programs, including marine sanctuaries for preserving areas of special national significance, fisheries management, and preparation of nautical charts. He also supported NOAA's participation in addressing the BP oil spill crisis, and served on the Ocean Policy Task Force and Gulf Coast Restoration Task Force.

In November 2011, Dr. Robinson was asked to return to the University as a special assistant to the president and professor to coordinate administrative and eminent scholar searches and integrate Graduate Studies and Title III Programs within the Division of Sponsored Research. He was later asked to chair the University's Crisis Management Team, which addressed a number of issues, including anti-hazing efforts. He was selected again as provost and vice

president for Academic Affairs in March 2012.

Dr. Robinson began his career at FAMU in January 1995 as a visiting professor in the Environmental Sciences Institute and later became director of the Institute in January 1997.

From 1984 – 1997, he served as a research scientist and group leader of a neutron activation analysis facility at Oak Ridge National Laboratory (ORNL). His research responsibilities at ORNL included trace element analysis in environmental science, epidemiology, forensics, material science and paleontology. His expertise also includes environmental radiochemistry, nuclear safeguards, and non-proliferation.

Dr. Robinson attended Lemoyne-Owen College, earned a bachelor's degree in chemistry (summa cum laude) from Memphis State University and a doctorate in nuclear chemistry from Washington University in St. Louis, Missouri.



TIFFANI-DAWN SYKES
VICE PRESIDENT & DIRECTOR OF
ATHLETICS

Virginia State University, 2001
 Grambling State University, 2010

Tiffani-Dawn Sykes took over the Florida A&M Athletics Department as the vice president and director of intercollegiate athletics on January 4, 2023, after being announced to the position in October 2022 by President Dr. Larry Robinson.

Before joining Florida A&M, Sykes served as the executive senior associate athletics director for varsity sports and senior woman administrator (SWA) at Dartmouth College. Sykes joined Dartmouth in October of 2019 as the associate athletics director for compliance before later being promoted to senior associate athletics director for varsity sports while also taking on the role of senior woman administrator (SWA), and then March 2022, Sykes was promoted to her most recent title of executive senior associate athletics director for varsity sports and senior woman administrator (SWA).

Sykes was responsible for providing leadership and direction to Dartmouth's 35 Division I varsity sports. She had direct oversight of select varsity sports programs and other functional areas within the department, including varsity athletics communications, compliance, and the ground-breaking Dartmouth Peak Performance (DP2) initiative.

She not only oversaw all of the complex and challenging issues surrounding player eligibility during the COVID-19 pandemic and spearheaded the successful effort to bring the NCAA Skiing Championships to Hanover in 2025. Sykes also served on the Ivy League scheduling committee, the ECAC executive committee, and the ECAC student-athlete of the year selection committee.

Before Dartmouth, Sykes served as the assistant athletics director for compliance at Grambling State in Louisiana for two-and-a-half years, overseeing the day-to-day responsibilities of the department's compliance program, including monitoring, education, and certification. She also had sport responsibilities as the supervisor for the baseball, softball, and women's tennis teams, plus created "The Maul," a fueling station for all GSU student-athletes.

Sykes has also spent time at Norfolk State for four years as an NCAA eligibility specialist and at Chowan University in North Carolina for three years as the director of NCAA compliance. She began her career in college athletics in 2002 at Saint Paul's College in Lawrenceville, Virginia, in sports information and took on the role of the SWA during her four years there. Other stops include Virginia Union University, an initial stay at Grambling State, during which time she earned her master's degree in sport administration, and the Central Intercollegiate Athletic Association (CIAA) conference office.

Sykes currently serves on the NCAA Olympic Sports Liaison Committee and was selected in Summer 2022 to participate in the highly

competitive NCAA Pathway Program, a yearlong initiative designed to prepare senior-level athletics administrators for the next career step as directors of athletics or conference commissioners. Additionally, Sykes was featured as a panelist at the 2022 National Association for Athletic Compliance (NAAC) and the 2022 Minority Opportunities Athletic Association (MOAA) conferences and presented at the 2022 American Football Coaches Association convention. Also, Sykes is a 2007 graduate of the NCAA Leadership Institute.

A 2001 graduate of Virginia State with a bachelor's degree in health, physical education, recreation, and dance, Sykes was a team captain and four-year starter for the Trojans' volleyball team and a three-year letter winner on the track and field team. She is a member of the National Association of Collegiate Directors of Athletics, the National Association for Athletics Compliance (NAAC), Women Leaders in College Sports, and the Minority Opportunities Athletic Association.

ADMINISTRATION



MICHAEL SMITH
ASSISTANT VICE PRESIDENT FOR
ATHLETICS ADMINISTRATION AND
STRATEGIC INITIATIVES
Florida A&M University, 1985

Michael Smith was named the vice president for athletics administration and strategic initiatives in January 2023 after serving as the interim athletic director from April 2022 - December 2022.

In more than 25 years with the University, Smith has also served as the Associate Director of Athletics for Internal Operations, Director of Business and Auxiliary Services, Title IX chairperson, an auditor with FAMU's Inspector General's Office, and the Business Manager for the Division of Student Affairs.

Smith graduated with a bachelor's degree in accounting from FAMU in 1985. Smith also played for the FAMU football team for Coach Rudy Hubbard. He is married to the former Loretta Footman, also a FAMU graduate. The Smiths have four adult children and several grandchildren.



MARCUS GRANT
DEPUTY AD FOR INTERNAL
OPERATIONS
Winston-Salem State University, 1999

Marcus Grant joins the Rattlers from the CIAA, where he held the title of Associate Commissioner for Governance & Compliance within the CIAA since 2013 after joining the conference office as a media/compliance assistant in 2000.

Grant's responsibilities included supporting the compliance offices for the member institutions, assisting with trademark and brand protection, and administration of the National Letter of Intent. Grant was also the conference office liaison with NCAA Academic & Membership Affairs.

Grant served on the Division II Student-Athlete Reinstatement Committee after serving on the NCAA DII Legislation Committee. He participated in the 2013 Division II Minority Opportunities Athletic Association Governance Academy.



BREON HAGANS
SENIOR ASSOCIATE AD FOR
EXTERNAL RELATIONS

Winston-Salem State University, 2009

Florida A&M Athletics Vice President and Director of Athletics Tiffani-Dawn Sykes announced the hiring of Breon Hagans as the Senior Associate Athletic Director for External Relations in March 2023.

Breon Hagans is a seasoned professional with extensive experience in the sports industry. Hagans joined the Rattlers after time at the Central Intercollegiate Athletic Association (CIAA) as the Associate Commissioner for Championships and Brand Management from 2012 to 2023. In this role, he oversaw the marketing, promotions, and advertising of various championships, developed championship design elements for apparel and gifts, and managed championship logistics.

Hagans also managed all in-arena operations for the CIAA men's and women's basketball tournaments. Additionally, Hagans researched methodologies of other leagues to improve and sustain the quality of student-athletes and fan experience.

Hagans received a Bachelor of Science in Sport Management with a concentration in Marketing and Promotions from Winston-Salem State University in 2009, where he served as the Sport Management Majors Club President and completed an internship with the Charlotte Bobcats basketball communications.

Moreover, Hagans anticipates graduating in 2024 with a Master of Science in Sport Administration from Liberty University, which he is pursuing online. Also, Hagans has been involved in several sports internships, including one at Roush Fenway Racing, where he worked as a public relations assistant.

Finally, Hagans is a member of various professional organizations, including the National Association of Collegiate Marketing Administrators and the Collegiate Event and Facility Management Association. Hagans also received several awards and recognitions, including Charlotte Business Journal's Top 40 Under 40 in 2020 and Planner to Watch by Sports Event Magazine in 2017. He also completed professional development programs such as the Project Management Academy in 2016 and the Division I & II Championship Summit in Colorado Springs, Colorado, in 2017.



BRITTNEY JOHNSON
SENIOR ASSOCIATE AD FOR COMPLIANCE, SWA, AND DEPUTY TITLE IX COORDINATOR

Alabama, 2007; Alabama A&M, 2010

Brittney Johnson, who has served in many roles in collegiate athletics over the past 14 years, joined Florida A&M Athletics on January 4, 2023, and will serve as the senior associate athletic director for compliance and senior woman administrator (SWA).

Before joining Florida A&M, Johnson served as the associate athletic director for student-athlete development and academic success at South Alabama for most of 2022. She joined South Alabama Athletics after spending nearly a decade at Prairie View A&M University, where she served in many roles. Johnson was responsible for ensuring compliance for the Panthers' 18 Division I programs per NCAA, SWAC and PVAMU standards, while also overseeing the maintenance of the institution's NCAA's Academic Progress Rate (APR), Graduation Success Rate (GSR) reports, and the National Letter of Intent (NLI) program.

Johnson was elevated to associate athletic director for student-athlete support services in August 2016, garnering more responsibility in addressing annual academic reports submitted to the NCAA. During this time, she implemented numerous programs geared to the total student-athlete experience, including, but not limited to, the Panther Pride program and the Panther 3.0 Club. Under her tutelage, the Office of Athletic Compliance & Academic Services became one of the premier units in the Southwestern Athletic Conference, allowing her to serve as the conference's Compliance Committee Chair from 2015-17.

She was named assistant athletic director for student-athlete support services the year prior. In addition to overseeing the athletic compliance area, she oversaw the athletic academic unit and student-athlete development efforts.

During this time, Johnson was instrumental in securing an additional \$495,000 from the NCAA to supplement the athletic budget, which assisted in creating of the fueling station, the hiring of academic support graduate assistants, the purchase of laptops and portable Wi-Fi for student-athletes travel and the fifth-year financial aid program.

Johnson joined Prairie View A&M in April 2013 as an athletic compliance officer. She assisted compliance in the day-to-day operation of the compliance department with a primary focus on rules education efforts for faculty, staff, boosters, coaches, and student-athletes.

Before Prairie View A&M, Johnson began her career in athletic administration as a graduate assistant athletic trainer at Alabama A&M University, where she worked her way up to assistant director of compliance. While at Alabama A&M, her responsibilities included initial eligibility, monitoring of playing and practice seasons, squad list management, official and unofficial visits, and she served as co-advisor

to AAMU's Student-Athlete-Advisory Committee (SAAC). She also worked closely with Alabama A&M's Faculty Athletic Representative (FAR) to create the General Studies degree program.

Johnson is a native of Bessemer, Ala., where she was a two-sport athlete in basketball and softball at Jess Lanier High School. She earned her bachelor's degree in health sciences from the University of Alabama in 2007, then her master's degree from Alabama A&M in 2010. She is working on her doctorate from Walden University in higher education.

She is an active member of the National Association of Athletic Compliance (NAAC), where she is also a certified compliance officer, the National Association for Academic and Student-Athlete Development Professionals, Women Leaders in College Sports (WLCS), and Minority Opportunities Athletic Administration (MOAA). She is active on the national, conference, and institutional levels, serving on numerous committees and participating in workshops and speaking engagements. She is a graduate of the NCAA/NACWAA Institute for Administrative Advancement and the prestigious Dr. Charles Whitcomb Leadership Institute (2017).

Johnson is the eldest daughter of Kenneth Sr., the late Vickie Johnson, and the adoptive daughter of the late Sgt. Major James Warmley, Jr. and Johnnie Mae. She is the oldest of three siblings, with two brothers.



MARQUEL BROUSSARD
EXECUTIVE ASSISTANT TO THE VICE PRESIDENT

Grambling State University, 2012

Marquel Broussard joined Florida A&M Athletics on January 4, 2023, as the executive assistant to the vice president.

Before joining FAMU, Broussard joined the Prairie View A&M Athletics Compliance Department in January 2020. She assisted in compliance oversight of all PVAMU athletics programs. She was primarily responsible for ensuring compliance within the softball, men's and women's track and field, men's and women's cross country, men's and women's tennis, and bowling programs.

She arrived at Prairie View A&M from Grambling State University, where she spent nearly eight years serving in various positions within the athletics department. Most recently, she was the assistant director of compliance. In addition to serving as a member of the eligibility certification team, she coordinated Grambling's National Letter of Intent program and prepared waivers and potential rules violations investigations when needed.

Before that role, Broussard worked as one of Grambling's academic/compliance coordinators, where she supervised the athletic department's study hall and designed each sports study session. She also monitored Progress Toward Degree and Continuing Eligibility

ADMINISTRATION

standards.

After some time away from athletics, Broussard began her compliance career as an administrative assistant at Grambling. In that capacity, she monitored student-athletes during study hall and assisted the academic enhancement coordinator in the daily tasks and functions of the department.

Broussard's first professional foray into intercollegiate athletics was as assistant secretary and recruiting coordinator for the Grambling State football program, a role she held from 2009-2013. In this role, she handled all correspondence, recruiting visits, meetings, and events on campus.

Broussard graduated from Grambling State University with a degree in Biology while minoring in Business Management. She holds professional memberships in the National Association for Athletics Compliance (NAAC), the Minorities Opportunities Athletic Association (MOAA), the National Association of Academic and Student-Athlete Development Professionals (N4A), and the National Association of College Directors of Athletics (NACDA).

She is also a proud member of Alpha Kappa Alpha Sorority, Incorporated, where she served as president of the Alpha Theta Chapter during her undergrad years.



CARRIE HICKEY TOLLISON **ASSOCIATE AD** **ACADEMIC SERVICES**

Norfolk State University, 2016

Carrie Hickey Tollison became the athletic academic advisor at Florida A&M University in August 2018. Hickey Tollison also served as the interim director of academics in January 2020. Hickey Tollison was elevated to Associate AD of Academic Services in 2022.

Hickey Tollison came to FAMU after serving as the athletic academic support services, graduate assistant (men's basketball, softball, cross country, track & field and men's golf) at Mississippi State University.

Hickey Tollison earned a bachelor's degree in social work from Norfolk State University in 2016 and was 4-year student-athlete for the women's bowling team, where she served as captain during her tenure. Hickey Tollison has also earned a master's degree in kinesiology (sports administration) from Mississippi State University in 2018.

Hickey Tollison is a member of the National Association of Academic and Student-Athlete Development Professionals (N4A) and the Women Leaders in College Sports. Hickey Tollison was awarded the Women Leaders in College Sports - HBCU Women Leaders Scholarship Recipient (2019) and the N4A Opportunities Scholarship Recipient (2019).



RIA FLOYD **DIRECTOR OF SPECIAL PROJECTS** **& MARKETING**

Florida A&M University, 2016, 2018

Ria Floyd became the special projects & marketing coordinator at Florida A&M University in January 2020. Previously, Floyd joined the FAMU athletics staff as the director of stakeholder engagement in July 2019.

Floyd, a native of Gulfport, Mississippi, before joining athletics worked as the coordinator of student engagement at FAMU. Floyd has served as an assistant coach for the FAMU cheer and spirit team, along with serving as the head coach for the FAMU Development Research School cheer and spirit team.

Floyd has also worked as a MEAC (Mid-Eastern Athletic Conference) College Day Ambassador and at the NFL Pro Bowl Experience as a coordinator for fan engagement.

Floyd is a two-time alum of FAMU, earning a bachelor's in health science (pre-physical therapy) and a master's in sport management. Floyd was also a varsity cheerleader at FAMU and served as a captain during her tenure.



JOSH PADILLA
DIRECTOR OF COMMUNICATIONS
& DIGITAL STRATEGY

Florida International University, 2015

- 2023 Southwestern Athletic Conference SID of the Year
- Padilla spearheaded the 2023 website redesign
- Padilla created Rattlers digital streaming service Rattlers+
- 2023 Stats Perform FCS Top 25 voter
- 2023 Walter Payton, Buck Buchanan, Jerry Rice, Eddie Robinson Awards voter

Josh Padilla became the Director of Athletic Communications & Digital Strategy at Florida A&M University in July 2021.

A native of Tampa, Florida, Padilla came to Florida A&M after two years at Middle Tennessee State University (MTSU) as the Coordinator of Social Media.

After two seasons at Florida A&M, Padilla has led the Rattlers' communications and digital media department to new measures. Padilla has led the charge to successfully nominate 112 SWAC Player of the Week, 67 All-SWAC honorees, 12 individual SWAC awards, and campaigned for Isaiah Land to win the 2021 Buck Buchanan Award (FCS National Defensive Player of the Year), being the first Rattler to win the coveted award. Padilla continuously provided information on the Rattlers' football program to the poll voters and playoff committee as the Rattlers earned back-to-back top-25 appearances and an at-large playoff bid for the first time in over 20 seasons in 2021.

From a digital standpoint, Padilla has grown FAMU Athletics tremendously. The FAMU Athletics Instagram page has over 11 million video views on its official page, not including the total views of videos that went viral on other pages, such as ESPN, Sportscenter, and more. The Instagram page also ranked 36th in total interactions and 31st in followers gained among all NCAA Division I athletic pages. The athletics Facebook page nearly doubled the number of followers and increased the reach by 750% from the two years before. Padilla also grew the FAMU Football Twitter page from 8,000 followers to over 40,000 followers while generating over 11 million impressions during the 2022 football season.

Padilla also led the charge in redesigning famuathletics.com and launching their digital streaming platform Rattlers+. In two seasons, famuathletics.com had 2.3 million sessions from 1.4 million users, increasing by more than 80% from the two previous years.

While at MTSU, Padilla oversaw the social media accounts for the main athletics and football pages, assisted in photography, website design, and more. When he took over the social media accounts, the athletics Instagram saw the 2nd largest growth in Conference USA. Football Instagram saw the largest increase in Conference USA, gaining over

15,000 followers, which was more than the total number of followers for seven other Conference USA schools.

Before arriving at MTSU, Padilla served as Florida International University's men's basketball Assistant Director of Basketball Operations. During his time at FIU, he assisted in the daily operations of the basketball program as he helped oversee an operating budget of \$400,000, managed equipment inventory, assisted in team travel, assisted in volunteer coordination, organized team activities, and worked with departments within athletics.

Also, he served as an academic liaison for the student-athletes working with the Student-Athlete Academic Center and helped improve the program's APR from 933 to the program's best 978, 980, 980, and 981 from 2014-2018.

During his time at MTSU, Padilla oversaw the social media accounts for the main athletics and football pages, assisted in photography, website design, and more. When he took over the social media accounts, the athletics Instagram saw the 2nd largest growth in Conference USA. Football Instagram saw the largest increase in Conference USA, gaining over 15,000 followers, which was more than the total number of followers for seven other Conference USA schools.

Before arriving at MTSU, Padilla served as Florida International University's Men's Basketball Assistant Director of Basketball Operations. During his time at FIU, he assisted in the daily operations of the basketball program as he helped oversee an operating budget of \$400,000, manage equipment inventory, assist in team travel, assist in volunteer coordination, organized team activities, and worked with departments within athletics.

Also, he served as an academic liaison for the student-athletes working with the Student-Athlete Academic Center and helped improve the program's APR from 933 to the program's best 978, 980, 980, 981 from 2014-2018.

Padilla earned a bachelor's degree in recreation and sport management from Florida International University in 2015.



CHAD "OCHOCINCO"
JOHNSON
ATHLETICS AMBASSADOR AND
CONSULTANT

Oregon State

Vice President and Director of Athletics Tiffani-Dawn Sykes announced Chad "Ochocinco" Johnson joining the Florida A&M Athletics Department as an Ambassador and Consultant in March 2023.

ADMINISTRATION

In this role, Johnson will participate in special projects to support and advance the state of FAMU Athletics, as identified by the athletics director.

Johnson, a Miami, Florida native, was drafted in the second round by the Cincinnati Bengals in the 2001 NFL Draft. Johnson burst on the scene in his second season, finishing with 69 receptions for 1,166 yards and five touchdowns. After that, Johnson had 1,000+ receiving yards in seven of the next eight seasons, including a career-high 1,440 receiving yards in 2007. Johnson also scored a career-high ten receiving touchdowns in 2003, his third year in the league. Johnson went on to play 11 seasons in the NFL and finished with 766 receptions for 11,059 receiving yards and 67 touchdowns. Johnson went on to be named a six-time NFL Pro Bowler and four-time NFL All-Pro.

Johnson is currently the Bengals franchise leader in the following:

Career receptions (751)

Career receiving yards (10,783)

Career receiving touchdowns (66)

Career yards from scrimmage (10,958)

Career All-Purpose Yds (10,964)

Career games with 100+ receiving yards (31)

Career Games with 1+ touchdown (50)

Career 1000+ receiving yard seasons (7)

After his professional football career, Johnson played professional soccer for Boca Raton FC in 2018 and 2019. Johnson scored his first goal on October 18, 2018, in a 2-0 win versus FC Boca Predators. Johnson worked as an analyst for Fox Sports during the 2022 FIFA World Cup.

Johnson has shown to be a FAMU Athletics supporter as he is often seen wearing Florida A&M apparel, attending Florida A&M games and events, and publicly supporting Florida A&M on social media.



STUDENT-ATHLETES

Alphabetical Roster
Numerical Roster
Player Profiles

15-16
17-18
19-35

ROSTER

Num	Player	Pos	Ht	Wt	Cl	Hometown//Previous School
99	Ash, James	DL	6-4	280	R-Jr.	Tampa, Fla. / Wake Forest
14	Battle, Zavion	DB	5-8	180	Jr.	Ft. Myers, Fla. / College of the Sequoias
3	Bohler, Kendall	DB	6-0	193	R-Jr.	Orlando, Fla. / Mercer
16	Boney, DJ	QB	6-3	210	R-So.	Orlando, Fla. / Eastern Kentucky
31	Bostic, Justin	DB	5-10	175	Fr.	West Palm Beach, Fla. / Palm Beach Central HS
65	Bridgewater Jr., Tommy	OL	6-2	285	R-Fr.	Jacksonville, Fla. / First Coast HS
67	Brooks, Chad	OL	6-5	290	R-So.	St. Petersburg, Fla. / Gibbs HS
5	Burke, Kareem	WR	6-0	178	R-Fr.	Jacksonville, Fla. / Raines HS
28	Chaney Jr., Johnny	LB	6-2	230	Jr.	Orlando, Fla. / Wekiva HS
34	Clark, Deondri	DL	6-3	230	R-So.	Lakeland, Fla. / Lakeland HS
26	Clark, Lamar	DB	5-10	180	So.	Lynn Haven, Fla. / Mosley HS
32	Copeland, Khalif	DB	5-10	175	Gr.	Jacksonville, Fla. / Indiana State
76	Covin, Cameron	OL	6-4	285	Gr.	Albany, Ga. / Lee County HS
29	Cumberbatch, Jordan	DB	6-1	195	R-So.	Miramar, Fla. / Alabama A&M
74	Cunningham, Kendarius	OL	6-4	315	R-Jr.	St. Petersburg, Fla. / Gibbs HS
62	Davis, Charles	OL	6-5	330	R-So.	Marianna, Fla. / Marianna HS
13	Davis, Trevonte	WR	6-1	205	R-Jr.	Flint, Mi. / Wayne State
9	Dean, Kelvin	RB	6-0	200	R-Sr.	Chipley, Fla. / FAU
66	Demas, TJ	OL	6-2	290	So.	Clearwater, Fla. / Clearwater Central Catholic HS
88	Dixon, Nicholas	WR	6-2	200	Gr.	Tallahassee, Fla. / Godby HS
27	Dubak, Marko	PK	6-2	180	So.	LaGrange, Ill. / College of Dupage
58	Dunn Jr., Anthony	DL	6-4	250	R-So.	Sanford, Fla. / Marshall
94	Edwards, Dakar	DL	6-2	275	Gr.	Staten Island, N.Y. / Stony Brook
26	Enge, Ce'Zaun	WR	5-10	185	Jr.	Chicago, Ill. / Minnesota State Community And Technical College
12	Fisher, Trey	QB	5-11	180	R-Jr.	Tallahassee, Fla. / UT-Martin
14	Fitzgerald, Kyle	QB	6-2	190	Fr.	Cincinnati, Ohio / St. Xavier HS
15	Frazier, Winsome	DB	6-3	185	R-So.	Miami, Fla. / Northwestern HS
47	Fuller, Logan	PK	6-0	210	R-Fr.	Albuquerque, N.M. / New Mexico State
2	Gassett, Jamari	WR	5-10	170	Jr.	Tampa, Fla. / Buffalo
89	Gay, Jackson	TE	6-3	245	R-So.	Panama City, Fla. / Bozeman HS
25	Gibson-Battles, Tyrese	DL	6-4	235	Jr.	Cleveland, Ohio / Garden City CC
39	Gillis, Cameron	PK	5-8	155	Gr.	Budapest, Hungary / Stetson
16	Glanton, Robert	DB	5-11	195	R-Jr.	Perry, Fla. / Wake Forest
10	Glaze, Jalen	DB	5-10	190	R-Jr.	Belle Glade, Fla. / Minnesota
61	Goss, Jalen	OL	6-7	285	Gr.	Valdosta, Ga. / Florida State
71	Gable, Ashton	OL	6-4	315	R-So.	Gordon, Ga. / Jacksonville State
30	Gray, Orel	DB	5-11	185	Fr.	Jacksonville, Fla. / University Christian School
7	Griffey, Tevin	DB	5-11	175	R-Jr.	Orlando, Fla. / Dr. Phillips HS
18	Gross, Koby	TE	6-2	238	R-Sr.	San Ramon, Calif. / FSU
46	Hall, Daylen	RB	5-8	175	R-Jr.	Indianapolis, Ind. / Cathedral HS
17	Hall, Derrick	WR	5-10	195	Gr.	Indianapolis, Ind. / Cathedral HS
93	Hall, Donald	DL	6-3	315	Gr.	Olive Branch, Miss. / Mississippi Gulf Coast CC
5	Horne, Aric	LB	6-1	223	R-Sr.	Jacksonville, Fla. / Iowa State
84	Howard, Jalon	WR	5-9	170	R-Fr.	Miami, Fla. / Norland HS
92	Hunt, Gentle	DL	5-11	290	R-Jr.	High Springs, Fla. / Gainesville HS
57	Hunter, Khalil	LB	6-1	205	R-Fr.	Ft. Lauderdale, Fla. / St. Thomas Aquinas HS
37	James, LeRodrick	DE	6-3	210	R-Jr.	St. Petersburg, Fla. / Gibbs HS
1	Jenkins, Lovie	DB	6-1	195	Sr.	Orlando, Fla. / Louisville
45	Jenkins, Nay'Ron	LB	6-1	205	So.	Alachua, Fla. / Buchholz HS
23	Jennings, Terrell	RB	6-1	225	Gr.	Duval, Fla. / Mandarin HS
64	Johnson, Zarius	OL	6-4	260	Sr.	Plant City, Fla. / Plant City HS
87	Jones, Christian	WR	6-0	155	R-Jr.	Tampa, Fla. / Jesuit HS
40	Jones, Dre	DL	6-4	277	R-Sr.	Manchester, Ga. / Abilene Christian
11	Jordan, Jacory	QB	6-4	195	R-So.	Jacksonville, Fla. / Trinity Christian
4	King, Kym'Mani	DB	5-10	175	R-Sr.	New Port Richey, Fla. / Iowa State
72	Laraque, Sebastian	OL	6-6	320	R-So.	Miami, Fla. / FIU
19	Lee, Ah'Mare	DB	6-0	200	R-So.	Miami, Fla. / UCF
21	Lee, Quan	WR	5-11	175	R-Fr.	Gainesville, Fla. / UCF
69	Lee, TJ	OL	6-3	315	Jr.	Bainbridge, GA / Gadsden Co. HS
43	Lilly, Chandler	DB	5-11	170	R-Fr.	Murfreesboro, Tenn. / Oakland HS
41	Lilly, Chase	DB	5-11	170	R-Fr.	Murfreesboro, Tenn. / Oakland HS
12	Lloyd, Chase	DB	6-1	210	R-Jr.	Atlanta, Ga. / Vanderbilt
85	Lockhart, Robert	WR	5-7	165	Fr.	Fairburn, Ga. / Langston Hughes HS
0	Major, Isaiah	LB	6-1	230	Sr.	Oklahoma City, Ok. / Independence Community College
44	Major, Malcolm	LB	6-0	215	R-So.	Miami Gardens, Fla. / Chaminade-Madonna Prep

Num	Player	Pos	Ht	Wt	Cl	Hometown/H.S./Previous School
3	Manigo, David	WR	6-3	200	Gr.	Decatur, Ga. / Towers HS
55	Marshall, Michael	DL	6-4	280	R-So.	Miami, Fla. / Northwestern HS
38	Martinez, Lawrence	LS	6-1	215	R-Jr.	Apopka, Fla. / UCF
91	Mathis IV, Sylvester	DL	6-5	240	R-Sr.	Roswell, Ga. / Temple
64	McCou, KJ	OL	6-2	335	R-So.	Olive Branch, Miss. / East Mississippi CC
98	Mentor Sr., Stanley	DL	6-0	305	Gr.	Orlando, Fla. / Lane College
46	Judahfy Michel	DB	6-2	175	Fr.	Port St. Lucie, Fla. / St. Lucie West Centennial HS
20	Moore, Jordan	LB	6-0	215	Gr.	Yoakum, Texas / Kilgore College
75	Moore, Morgan	OL	6-5	295	Gr.	Midwest City, Okla. / Texas State
2	Morgan, Javan	DB	5-11	185	Gr.	Tallahassee, Fla. / Florida HS
39	Moss, Travis	LB	5-10	210	R-So.	Jacksonville, Fla. / Memphis
8	Moussa, Jeremy	QB	6-3	225	Gr.	Chino Hills, Calif. / Vanderbilt
7	Muratovic, Junior	QB	6-3	215	R-So.	Orlando, Fla. / Wekiva HS
89	Nance, Gabriel	LB	5-11	230	R-Fr.	Tallahassee, Fla. / Rickards HS
73	Ogunlade, Janik	OL	6-5	290	R-So.	Waldorf, Md. / Buffalo
24	Onwuzo, Ben	DB	5-11	189	R-Jr.	Miramar, Fla. / Madonna-Chaminade HS
83	Oxendine, Darian	WR	5-10	170	R-Sr.	St. Augustine, Fla. / UT-Martín
49	Payan, Baylor	LS	6-0	220	R-So.	Plain City, Utah / Utah Tech
80	Phillips, Marquez	WR	6-3	185	R-Sr.	Washington D.C. / Virginia State University
36	Powell Jr., Andre	DB	5-11	195	R-So.	Naples, Fla. / Naples HS
0	Pruitt, Jeremiah	TE	6-5	230	R-Sr.	Atlanta, Ga. / Colorado State
82	Pye, Tyler	WR	5-8	160	R-Sr.	Tallahassee, Fla. / Blinn College
56	Quin II, Wayne	LB	6-0	200	R-Fr.	Tampa, Fla. / Jesuit HS
34	Quinn, Vershod	RB	5-8	180	R-Fr.	Miami, Fla. / Columbus HS
14	Reed, Chris	WR	6-1	195	R-Fr.	Orlando, Fla. / Utah
77	Reyes, Cesar	OL	6-5	315	R-Jr.	Tampa, Fla. / USF
48	Rhoades, Emmet	LS	5-10	230	Fr.	Chicago, Ill. / Saint Ignatius College Prep
49	Richo, Jordan	LB	6-2	200	R-Jr.	Fernandina Beach, Fla. / Alcorn State
4	Riley, Marcus	WR	5-11	175	Gr.	Tallahassee, Fla. / Bethune-Cookman
9	Riley, Zaire	DB	5-6	160	R-Fr.	Tallahassee, Fla. / Gadsden County HS
55	Robertson, Makody	DL	6-3	330	Gr.	Pflugerville, Texas / Tarleton State
66	Romeo, Joshua	P	6-0	170	R-Fr.	Miramar, Fla. / Everglades HS
15	Ross, Noah	QB	6-1	210	R-Fr.	Stockbridge, Ga. / Georgia State
90	Ruffin Jr., Lafonzo	DL	6-0	275	R-So.	Overtown, Fla. / Jackson State
6	Sanders II, Christopher	WR	5-11	185	R-Sr.	Detroit, Mi. / The Bolles School
43	Sawyer Jr., Kevin	RB	6-0	210	R-Sr.	Tallahassee, Fla. / FSU HS
6	Seye, Cherif	DL	6-5	250	Gr.	Houston, Texas / Southeastern Louisiana
10	Sheread, Jah' Marae	WR	5-7	175	Gr.	Houston, Texas / Texas State
30	Sigur, Cameron	RB	6-0	187	R-Fr.	Conyers, Ga. / Eagles Landing HS
48	Smith III, Roland	TE	6-1	220	R-So.	Miami, Fla. / Florida Memorial
23	Smith Jr., Allen	LB	6-2	225	Gr.	Loganville, Ga. / Louisville
54	Smith, Devin	LB	6-2	225	R-Fr.	Jacksonville, Fla. / Riverside HS
8	Smith, Eric	DB	5-10	177	Gr.	Opa-locka, Fla. / Norland HS
41	Smith, Michael	PK	5-11	175	Fr.	Tallahassee, Fla. / Maclay HS
20	Summersett, Levontai	RB	5-10	190	Fr.	Fort Myers, Fla. / North Fort Myers HS
63	Taylor, Ricky	OL	6-1	275	R-So.	Miami, Fla. / Northwestern HS
70	Thomas, Kardell	OL	6-3	310	R-Sr.	Baton Rouge, La. / LSU
51	Thompson, Khamari	OL	6-4	290	R-Sr.	Stockbridge, Ga. / Dutchtown HS
42	Tobe, Zoren	DB	6-1	185	R-So.	Ocoee, Fla. / FAU
86	Townsend, Michael	WR	5-11	165	R-Fr.	Tallahassee, Fla. / Rickards HS
47	Walker, Sheldon	S	6-2	190	R-Jr.	Tallahassee, Fla. / Tennessee State
32	Walker, Sidarius	RB	5-10	200	R-So.	Minneola, Fla. / Tennessee Tech
78	Ward, Myron	OL	6-3	300	R-Fr.	Tallahassee, Fla. / Rickards HS
52	Watson II, Michael	LB	6-2	220	So.	Fairburn, Ga. / Langston Hughes HS
99	Wilhoit, Trey	P	5-10	175	Jr.	Tallahassee, Fla. / Eastern Illinois
25	Wilhoite, Lelan	RB	5-11	185	Gr.	Nashville, Tenn. / Fort Scott CC
79	Williams, Christopher	OL	6-5	335	R-So.	Tallahassee, Fla. / Florida State
33	Williams, Michael	WR	5-9	175	Gr.	Cleveland, Ohio / Toledo
33	Williams, Rodney	DB	5-10	180	R-So.	Coconut Grove, Fla. / Miami Columbus HS
11	Wilson, Deco	DB	6-1	205	Sr.	Talladega, Ala. / Jacksonville State
1	Yant, Jaquez	RB	6-2	235	R-Jr.	Tallahassee, Fla. / Nebraska
81	Young, Kamari	TE	6-4	245	R-Sr.	Tallahassee, Fla. / Godby HS

Pronunciations can be found at famuathletics.com/sports/football/roster.

ROSTER

No.	Player	Pos	Ht	Wt	Cl	Hometown / Previous School
0	Jeremiah Pruitte	TE	6-5	230	R-Sr.	Atlanta, Ga. / Colorado State
0	Isaiah Major	LB	6-1	230	Sr.	Oklahoma City, Ok. / Independence Community College
1	Lovie Jenkins	DB	6-1	195	Sr.	Orlando, Fla. / Louisville
1	Jaquez Yant	RB	6-2	235	R-Jr.	Tallahassee, Fla. / Nebraska
2	Javan Morgan	DB	5-11	185	Gr.	Tallahassee, Fla. / Florida HS
2	Jamari Gasset	WR	5-10	170	Jr.	Tampa, Fla. / Buffalo
3	David Manigo	WR	6-3	200	Gr.	Decatur, Ga. / Towers HS
3	Kendall Bohler	DB	6-0	193	R-Jr.	Orlando, Fla. / Mercer
4	Kym'Mani King	DB	5-10	175	R-Sr.	New Port Richey, Fla. / Iowa State
4	Marcus Riley	WR	5-11	175	Gr.	Tallahassee, Fla. / Bethune-Cookman
5	Kareem Burke	WR	6-0	178	R-Fr.	Jacksonville, Fla. / Raines HS
5	Aric Horne	LB	6-1	223	R-Sr.	Jacksonville, Fla. / Iowa State
6	Christopher Sanders II	WR	5-11	185	R-Sr.	Detroit, Mi. / The Bolles School
6	Cherif Seye	DL	6-5	250	Gr.	Houston, Texas / Southeastern Louisiana
7	Tevin Griffey	DB	5-11	175	R-Jr.	Orlando, Fla. / Dr. Phillips HS
7	Junior Muratovic	QB	6-3	215	R-So.	Orlando, Fla. / Wekiva HS
8	Eric Smith	DB	5-10	177	Gr.	Opa-locka, Fla. / Norland HS
8	Jeremy Moussa	QB	6-3	225	Gr.	Chino Hills, Calif. / Vanderbilt
9	Zaire Riley	DB	5-6	160	R-Fr.	Tallahassee, Fla. / Gadsden County HS
9	Kelvin Dean	RB	6-0	200	R-Sr.	Chipley, Fla. / FAU
10	Jah'Marae Sheread	WR	5-7	175	Gr.	Houston, Texas / Texas State
10	Jalen Glaze	DB	5-10	190	R-Jr.	Belle Glade, Fla. / Minnesota
11	Jacory Jordan	QB	6-4	195	R-So.	Jacksonville, Fla. / Trinity Christian
11	Deco Wilson	DB	6-1	205	Sr.	Talladega, Ala. / Jacksonville State
12	Trey Fisher	QB	5-11	180	R-Jr.	Tallahassee, Fla. / UT-Martin
12	Chase Lloyd	DB	6-1	210	R-Jr.	Atlanta, Ga. / Vanderbilt
13	Trevonte Davis	WR	6-1	205	R-Jr.	Flint, Mi. / Wayne State
14	Zavion Battle	DB	5-8	180	Jr.	Ft. Myers, Fla. / College of the Sequoias
14	Kyle Fitzgerald	QB	6-2	190	Fr.	Cincinnati, Ohio / St. Xavier HS
14	Chris Reed	WR	6-1	195	R-Fr.	Orlando, Fla. / Utah
15	Winsome Frazier	DB	6-3	185	R-So.	Miami, Fla. / Northwestern HS
15	Noah Ross	QB	6-1	210	R-Fr.	Stockbridge, Ga. / Georgia State
16	Robert Glanton	DB	5-11	195	R-Jr.	Perry, Fla. / Wake Forest
16	DJ Boney	QB	6-3	210	R-So.	Orlando, Fla. / Eastern Kentucky
17	Derrick Hall	WR	5-10	195	Gr.	Indianapolis, Ind. / Cathedral HS
18	Koby Gross	TE	6-2	238	R-Sr.	San Ramon, Calif. / Pittsburg HS / FSU
19	Ah'Mare Lee	DB	6-0	200	R-So.	Miami, Fla. / UCF
20	Jordan Moore	LB	6-0	215	Gr.	Yoakum, Texas / Kilgore College
20	Levontai Summersett	RB	5-10	190	Fr.	Fort Myers, Fla. / North Fort Myers HS
21	Quan Lee	WR	5-11	175	R-Fr.	Gainesville, Fla. / UCF
23	Terrell Jennings	RB	6-1	225	Gr.	Duval, Fla. / Mandarin HS
23	Allen Smith Jr.	LB	6-2	225	Gr.	Loganville, Ga. / Louisville
24	Ben Onwuzo	DB	5-11	189	R-Jr.	Miramar, Fla. / Madonna-Chaminade HS
25	Lelan Wilhoite	RB	5-11	185	Gr.	Nashville, Tenn. / Fort Scott CC
25	Tyrese Gibson-Battles	DL	6-4	235	Jr.	Cleveland, Ohio / Garden City CC
26	Ce'Zaun Enge	WR	5-10	185	Jr.	Chicago, Ill. / Minnesota State Community And Technical College
26	Lamar Clark	DB	5-10	180	So.	Lynn Haven, Fla. / Mosley HS
27	Marko Dubak	PK	6-2	180	So.	LaGrange, Ill. / College of Dupage
28	Johnny Chaney Jr.	LB	6-2	230	Jr.	Orlando, Fla. / Wekiva HS
29	Jordan Cumberbatch	DB	6-1	195	R-So.	Miramar, Fla. / Alabama A&M
30	Cameron Sigur	RB	6-0	187	R-Fr.	Conyers, Ga. / Eagles Landing HS
30	Orel Gray	DB	5-11	185	Fr.	Jacksonville, Fla. / University Christian School
31	Justin Bostic	DB	5-10	175	Fr.	West Palm Beach, Fla. / Palm Beach Central HS
32	Khalif Copeland	DB	5-10	175	Gr.	Jacksonville, Fla. / Indiana State
32	Sidarius Walker	RB	5-10	200	R-So.	Minneola, Fla. / Tennessee Tech
33	Rodney Williams	DB	5-10	180	R-So.	Coconut Grove, Fla. / Miami Columbus HS
33	Michael Williams	WR	5-9	175	Gr.	Cleveland, Ohio / Toledo
34	Deondri Clark	DL	6-3	230	R-So.	Lakeland, Fla. / Lakeland HS
34	Vershod Quinn	RB	5-8	180	R-Fr.	Miami, Fla. / Columbus HS
36	Andre Powell Jr.	DB	5-11	195	R-So.	Naples, Fla. / Naples HS
37	LeRodrick James	DE	6-3	210	R-Jr.	St. Petersburg, Fla. / Gibbs HS
38	Lawrence Martinez	LS	6-1	215	R-Jr.	Apopka, Fla. / UCF
39	Travis Moss	LB	5-10	210	R-So.	Jacksonville, Fla. / Memphis
39	Cameron Gillis	PK	5-8	155	Gr.	Budapest, Hungary / Stetson
40	Dre Jones	DL	6-4	277	R-Sr.	Manchester, Ga. / Abilene Christian

No.	Player	Pos	Ht	Wt	Cl	Hometown / Previous School
41	Chase Lilly	DB	5-11	170	R-Fr.	Murfreesboro, Tenn. / Oakland HS
41	Michael Smith	PK	5-11	175	Fr.	Tallahassee, Fla. / Maclay HS
42	Zoren Tobe	DB	6-1	185	R-So.	Ocoee, Fla. / FAU
43	Chandler Lilly	DB	5-11	170	R-Fr.	Murfreesboro, Tenn. / Oakland HS
43	Kevin Sawyer Jr.	RB	6-0	210	R-Sr.	Tallahassee, Fla. / FSU HS
44	Malcolm Major	LB	6-0	215	R-So.	Miami Gardens, Fla. / Chaminade-Madonna Prep
45	Nay'Ron Jenkins	LB	6-1	205	So.	Alachua, Fla. / Buchholz HS
46	Daylen Hall	RB	5-8	175	R-Jr.	Indianapolis, Ind. / Cathedral HS
46	Judahfy Michel	DB	6-2	175	Fr.	Port St. Lucie, Fla. / St. Lucie West Centennial HS
47	Sheldon Walker	S	6-2	190	R-Jr.	Tallahassee, Fla. / Tennessee State
47	Logan Fuller	PK	6-0	210	R-Fr.	Albuquerque, N.M. / New Mexico State
48	Roland Smith III	TE	6-1	220	R-So.	Miami, Fla. / Florida Memorial
48	Emmet Rhoades	LS	5-10	230	Fr.	Chicago, Ill. / Saint Ignatius College Prep
49	Jordan Richo	LB	6-2	200	R-Jr.	Fernandina Beach, Fla. / Alcorn State
49	Baylor Payan	LS	6-0	220	R-So.	Plain City, Utah / Utah Tech
51	Khamari Thompson	OL	6-4	290	R-Sr.	Stockbridge, Ga. / Dutchtown HS
52	Michael Watson II	LB	6-2	220	So.	Fairburn, Ga. / Langston Hughes HS
54	Devin Smith	LB	6-2	225	R-Fr.	Jacksonville, Fla. / Riverside HS
55	Michael Marshall	DL	6-4	280	R-So.	Miami, Fla. / Northwestern HS
55	Makody Robertson	DL	6-3	330	Gr.	Pflugerville, Texas / Tarleton State
56	Wayne Quin II	LB	6-0	200	R-Fr.	Tampa, Fla. / Jesuit HS
57	Khalil Hunter	LB	6-1	205	R-Fr.	Ft. Lauderdale, Fla. / St. Thomas Aquinas HS
58	Anthony Dunn Jr.	DL	6-4	250	R-So.	Sanford, Fla. / Marshall
61	Jalen Goss	OL	6-7	285	Gr.	Valdosta, Ga. / Florida State
62	Charles Davis	OL	6-5	330	R-So.	Marianna, Fla. / Marianna HS
63	Ricky Taylor	OL	6-1	275	R-So.	Miami, Fla. / Northwestern HS
64	Zarius Johnson	OL	6-4	260	Sr.	Plant City, Fla. / Plant City HS
64	KJ McCou	OL	6-2	335	R-So.	Olive Branch, Miss. / East Mississippi CC
65	Tommy Bridgewater Jr.	OL	6-2	285	R-Fr.	Jacksonville, Fla. / First Coast HS
66	TJ Demas	OL	6-2	290	So.	Clearwater, Fla. / Clearwater Central Catholic HS
66	Joshua Romeo	P	6-0	170	R-Fr.	Miramar, Fla. / Everglades HS
67	Chad Brooks	OL	6-5	290	R-So.	St. Petersburg, Fla. / Gibbs HS
69	TJ Lee	OL	6-3	315	Jr.	Bainbridge, GA / Gadsden Co. HS
70	Kardell Thomas	OL	6-3	310	R-Sr.	Baton Rouge, La. / LSU
71	Ashton Grable	OL	6-4	315	R-So.	Gordon, Ga. / Jacksonville State
72	Sebastian Laraque	OL	6-6	320	R-So.	Miami, Fla. / FIU
73	Janik Ogunlade	OL	6-5	290	R-So.	Waldorf, Md. / Buffalo
74	Kendarius Cunningham	OL	6-4	315	R-Jr.	St. Petersburg, Fla. / Gibbs HS
75	Morgan Moore	OL	6-5	295	Gr.	Midwest City, Okla. / Texas State
76	Cameron Covin	OL	6-4	285	Gr.	Albany, Ga. / Lee County HS
77	Cesar Reyes	OL	6-5	315	R-Jr.	Tampa, Fla. / USF
78	Myron Ward	OL	6-3	300	R-Fr.	Tallahassee, Fla. / Rickards HS
79	Christopher Williams	OL	6-5	335	R-So.	Tallahassee, Fla. / Florida State
80	Marquez Phillips	WR	6-3	185	R-Sr.	Washington D.C. / Virginia State University
81	Kamari Young	TE	6-4	245	R-Sr.	Tallahassee, Fla. / Godby HS
82	Tyler Pye	WR	5-8	160	R-Sr.	Tallahassee, Fla. / Blinn College
83	Darian Oxendine	WR	5-10	170	R-Sr.	St. Augustine, Fla. / UT-Martin
84	Jalon Howard	WR	5-9	170	R-Fr.	Miami, Fla. / Norland HS
85	Robert Lockhart	WR	5-7	165	Fr.	Fairburn, Ga. / Langston Hughes HS
86	Michael Townsend	WR	5-11	165	R-Fr.	Tallahassee, Fla. / Rickards HS
87	Christian Jones	WR	6-0	155	R-Jr.	Tampa, Fla. / Jesuit HS
88	Nicholas Dixon	WR	6-2	200	Gr.	Tallahassee, Fla. / Godby HS
89	Gabriel Nance	LB	5-11	230	R-Fr.	Tallahassee, Fla. / Rickards HS
89	Jackson Gay	TE	6-3	245	R-So.	Panama City, Fla. / Bozeman HS
90	Lafonzo Ruffin Jr.	DL	6-0	275	R-So.	Overtown, Fla. / Jackson State
91	Sylvester Mathis IV	DL	6-5	240	R-Sr.	Roswell, Ga. / Temple
92	Gentle Hunt	DL	5-11	290	R-Jr.	High Springs, Fla. / Gainesville HS
93	Donald Hall	DL	6-3	315	Gr.	Olive Branch, Miss. / Mississippi Gulf Coast CC
94	Dakar Edwards	DL	6-2	275	Gr.	Staten Island, N.Y. / Stony Brook
98	Stanley Mentor Sr.	DL	6-0	305	Gr.	Orlando, Fla. / Lane College
99	James Ash	DL	6-4	280	R-Jr.	Tampa, Fla. / Wake Forest
99	Trey Wilhoit	P	5-10	175	Jr.	Tallahassee, Fla. / Eastern Illinois

Pronunciations can be found at famuathletics.com/sports/football/roster.

PLAYER PROFILES



0 ISAIAH MAJOR

LB | 6-0 | 220 | SR.

Oklahoma City, Ok. (Independence CC)

2022 (Junior)

- Named Phil Steele All-SWAC First Team
- Named All-SWAC Second Team
- SWAC Commissioner's Honor Roll
- Week 4 SWAC Defensive Player of the Week after career-high 14 tackles in win versus Alabama A&M
- Week 6 SWAC Defensive Player of the Week after 13 tackles, 2.5 tackles for loss, and one sack in win at South Carolina State
- Led the team in tackles with 83 and tackles for loss with 13.5
- Ranked third on team with four sacks
- Recorded career-high 2.5 tackles for loss twice (at S.C. State and vs. B-CU) and two sacks vs. B-CU
- Recorded 2+ tackles for loss in five games

CAREER STATISTICS AT FAMU

	G	UA	A	Total	TFL	Yds	QBS	YDS	PD	FF	FR	INT
2022	11	50	33	83	13.5	56	4.0	31	2	0	1	0-0
Total	11	50	33	83	13.5	56	4.0	31	2	0	1	0-0



0 JEREMIAH PRUITTE

TE | 6-5 | 230 | R-SR.

Atlanta, Ga. (Colorado State)

2022 (R-Junior)

- Caught career-high three touchdowns, tied for second most on team
- Had 12 receptions for 103 yards
- Caught a touchdown in three consecutive games (at Grambling State, vs. Arkansas-Pine Bluff, vs. Southern)

2021 (R-Sophomore)

- Saw action in ten games primarily on special teams
- Transferred from Colorado State

CAREER STATISTICS AT FAMU

Receiving	G	Rec	Yds	TD	Lg	Rec/G	Avg/C	Avg/G
2022	10	12	103	3	25	1.2	8.6	10.3
2021	10	2	-5	0	0	0.2	-2.5	-0.5
Total	20	14	98	3	25	0.7	7.0	4.9



1 LOVIE JENKINS

DB | 6-1 | 195 | SR.

Orlando, Fla. (Louisville)

2022 (Junior)

- Saw action in ten games, recording 25 tackles and 0.5 tackle for loss
- Recorded five tackles twice (vs. North Carolina and at Grambling State)

2021 (Sophomore)

- Saw action in 11 games
- Recorded season-high nine tackles in win at Southern
- Recorded an interception and fumble recovery in win vs. SC State
- Recorded 5+ tackles three times
- Transferred from Louisville

CAREER STATISTICS AT FAMU

	G	UA	A	Total	TFL	Yds	QBS	YDS	PD	FF	FR	INT
2022	10	14	11	25	0.5	1	0.0	0	0	0	0	0-0
2021	11	30	10	40	3.0	5	0.0	0	1	0	2	1-0
Total	21	44	21	65	3.5	6	0.0	0	1	0	2	1-0



1 JAQUEZ YANT

RB | 6-2 | 225 | R-JR.

Tallahassee, Fla. (Nebraska)

2023 (R-Junior)

- Transferred from Nebraska



2 JAMARI GASSETT

WR | 5-10 | 170 | JR.

Tampa, Fla. (Buffalo)

2023 (Junior)

- Transferred from Buffalo



2 JAVAN MORGAN

DB | 5-11 | 185 | GR.

Tallahassee, Fla. (Florida HS)

2022 (Senior)

- Named Phil Steele All-SWAC Third Team
- Named All-SWAC Second Team
- Led team with a career-high four interceptions (vs. Alabama A&M, at S.C. State, vs. Southern, vs. B-CU)
- Ranked third on team with career-high 42 tackles
- Recorded career-high seven tackles vs. Southern
- Recorded five+ tackles in five games (Jackson State, Alabama A&M, Arkansas-Pine Bluff, Southern, B-CU)

2021 (Junior)

- Saw action in 11 games
- Recorded season-high six tackles at Southeastern Louisiana
- Recorded an interception in wins versus SC State, Alabama A&M, and UAPB

CAREER STATISTICS AT FAMU

	G	UA	A	Total	TFL	Yds	QBS	YDS	PD	FF	FR	INT
2022	11	31	11	42	1.5	3	0.0	0	4	0	0	4-97
2021	11	13	3	16	0.0	0	0.0	0	1	0	0	3-3
2019	9	10	2	12	0.0	0	0.0	0	0	0	0	0-0
Total	31	54	16	70	1.5	3	0.0	0	5	0	0	7-100



3 KENDALL BOHLER

DB | 6-0 | 180 | R-JR.

Ocoee, Fla. (Mercer)

2022 (R-Sophomore)

- SWAC Commissioner's Honor Roll
- Week 11 SWAC Special Teams Player of the Week after blocking and returning a potential game-winning kick 51-yards for a touchdown in 21-14 win at Alabama State
- Recorded career-high two interceptions (at S.C. State, vs. Arkansas-Pine Bluff)
- Recorded 23 tackles and one tackle for loss in 11 games
- Recorded 5+ tackles twice (North Carolina, Jackson State)
- Recorded five PBUs (third most on team)

2021 (R-Freshman)

- Saw action in eight games
- Recorded eight PBUs (second-most on team)
- Recovered lone fumble in win at Southern
- Transferred from Mercer

CAREER STATISTICS AT FAMU

	G	UA	A	Total	TFL	Yds	QBS	YDS	PD	FF	FR	INT
2022	11	17	6	23	1.0	3	0.0	0	3	0	0	2-14
2021	8	6	4	10	0.0	0	0.0	0	8	0	1	0-0
Total	19	23	10	33	1.0	3	0.0	0	11	0	1	2-14



3 DAVID MANIGO

WR | 6-3 | 190 | GR.

Decatur, Ga. (Towers HS)

2022 (Graduate)

- Started 11 games
- Totaled 368 yards on 23 receptions with a long of 32 yards
- Caught five passes for 78 yards against B-CU in the Florida Classic

2021 (Senior)

- Saw action in all 12 games
- Finished season with 31 receptions for 365 yards and one touchdown
- Caught season-high seven receptions for 82 yards in win versus SC State
- Had 50+ receiving yards in three games (9/18 at USF, 10/9 vs. SC State, 11/13 at UAPB)
- Caught career-long 42-yard pass in win at Arkansas-Pine Bluff
- Caught lone touchdown in FCS Playoff game at SLU

2020 (Junior)

- Season canceled due to COVID-19

2019 (Sophomore)

- Saw action in eight games
- Caught career-high 41 receptions
- Caught career-high 575 yards
- Caught career-high five touchdowns
- Finished second on team in receptions, receiving yards, and touchdowns
- Had first career 100-yard game and touchdown in win versus Fort Valley State (seven receptions, 100 yards, one touchdown)

- Caught career-highs 11 receptions for 136 yards
- Had 50+ receiving yards in six games (9/14 vs. FVSU, 9/21 vs.

CAREER STATISTICS AT FAMU

Receiving	G	Rec	Yds	TD	Lg	Rec/G	Avg/C	Avg/G
2022	11	23	368	0	32	2.09	16	33.45
2021	12	31	365	1	42	2.58	11.77	30.42
2019	8	41	575	5	40	5.12	14.02	71.88
2018	5	6	51	0	13	1.2	8.5	10.2
Total	36	101	1,359	6	42	2.8	13.46	37.75



4 KYM'MANI KING

DB | 5-10 | 175 | R-SR.

New Port Richey, Fla. (Iowa State)

2022 (R-Junior)

- Recorded 28 tackles, single-season high eight tackles vs. Jackson State
- Recorded six tackles and one tackle for loss in season-opener at North Carolina
- Forced a fumble vs. Southern
- Transferred from Iowa State

CAREER STATISTICS AT FAMU

	G	UA	A	Total	TFL	Yds	QBS	YDS	PD	FF	FR	INT
2022	11	22	6	28	3.5	15	0.0	0	1	1	0	0-0
Total	11	22	6	28	3.5	15	0.0	0	1	1	0	0-0



4 MARCUS RILEY

WR | 5-11 | 175 | GR.

Tallahassee, Fla. (B-CU)

2023 (Graduate)

- Transferred from Bethune-Cookman University



5 KAREEM BURKE

WR | 6-0 | 160 | R-FR.

Jacksonville, Fla. (Raines HS)

2022 (Freshman)

- Saw action in four games
- Had a reception for 21-yards vs. Alabama A&M
- Had three carries for 13-yards vs. Albany State



5 ARIC HORNE

LB | 6-1 | 223 | R-SR.

Jacksonville, Fla. (Iowa State)

2022 (R-Junior)

- Saw action in four games, recorded three tackles
- Transferred from Iowa State

PLAYER PROFILES



6 CHRISTOPHER SANDERS II

WR | 5-10 | 185 | R-SR.

Detroit, Mi. (The Bolles School)

2022 (R-Junior)

- Saw action in two games
- Had a reception for 11 yards and one carry for two yards vs. Mississippi Valley

2021 (R-Sophomore)

- Saw action in 11 games
- Recorded career-high five catches, 45 yards in win at MVSU
- Finished fifth on team with 182 receiving yards

2020 (R-Freshman)

- Season canceled due to COVID-19

2019 (Freshman)

- Saw action in two games

CAREER STATISTICS AT FAMU

Receiving	G	Rec	Yds	TD	Lg	Rec/G	Avg/C	Avg/G
2022	2	1	11	0	11	0.5	11	5.5
2021	11	18	182	0	22	1.64	10.11	16.55
2019	2	0	0	0	0	0	0	0
Total	15	19	193	0	22	1.27	10.3	12.87



6 CHERIF SEYE

DL | 6-5 | 250 | GR.

Houston, Texas (SE Louisiana)

2023 (Graduate)

- Transferred from Southeastern Louisiana



7 TEVIN GRIFFEY

DB | 5-10 | 165 | R-JR.

Orlando, Fla. (Dr. Phillips HS)

2022 (R-Sophomore)

- Saw action in ten games
- Recorded ten tackles, season-high three tackles at Grambling State

2021 (Sophomore)

- Saw action in one game
- Recorded one tackle at MVSU

2020 (Freshman)

- Season canceled due to COVID-19
- Signed with Florida A&M from Dr. Phillips High School

CAREER STATISTICS AT FAMU

	G	UA	A	Total	TFL	Yds	QBS	YDS	PD	FF	FR	INT
2022	10	5	5	10	0.5	0	0.0	0	0	0	0	0
2021	1	0	1	1	0.0	0	0.0	0	0	0	0	0
Total	11	5	6	11	0.5	0	0.0	0	0	0	0	0



7 JUNIOR MURATOVIC

QB | 6-2 | 205 | R-SO.

Orlando, Fla. (Wekiva HS)

2022 (R-Freshman)

- Did not play

2021 (Freshman)

- Saw action in three games
- Made first career start in win vs. Fort Valley State
- Threw first career touchdown in win vs. Fort Valley State

CAREER STATISTICS AT FAMU

Passing	G	Att	Cmp	Int	Yds	TD	Lg	Pct	Avg/P	Avg/G	Effic
2021	3	35	20	2	173	1	25	.571	8.65	57.67	96.66
Total	3	35	20	2	173	1	25	.571	8.65	57.67	96.66

Rushing	G	Att	Yds	TD	Lg	Avg/C	Avg/G
2021	3	3	13	0	13	4.33	4.33
Total	3	3	13	0	13	4.33	4.33



8 JEREMY MOUSSA

QB | 6-3 | 225 | GR.

Chino Hills, Calif. (Vanderbilt)

2022 (Graduate)

- All-SWAC Second Team
- Phil Steele SWAC All-Conference Second Team
- SWAC Commissioner's Honor Roll
- Ranked 18th in nation with 21 passing touchdowns
- Ranked 22nd in nation with 2,735 passing yards
- Had a season-best 78.9 completion percentage in win versus Bethune-Cookman
- Threw a season-high 345 yards in win versus Alabama A&M
- Threw season-high three touchdowns in wins versus Alabama A&M, Arkansas-Pine Bluff, and Southern
- Had eight multi passing touchdown games
- Had nine games of 200+ passing yards
- Rushed for lone rushing touchdown in win at Grambling State
- Caught lone reception for 24-yard touchdown in win versus Bethune-Cookman
- Transferred from Vanderbilt

CAREER STATISTICS AT FAMU

	G	Att	Cmp	Int	Yds	TD	Lg	Pct	Avg/C	Avg/G	Effic
2022	11	394	226	10	2,735	22	25	.574	12.07	248.64	128.18
Total	11	394	226	10	2,735	22	25	.574	12.07	248.64	128.18



8
ERIC SMITH
 DB | 5-9 | 175 | GR.
 Miami, Fla. (Norland HS)

2022 (R-Senior)

- T-6th on team with 30 tackles
- Had three tackles for loss, two at South Carolina State
- Had season-high seven tackles in win versus Alabama A&M
- Blocked a kick in win versus Bethune-Cookman

2021 (Senior)

- Saw action in two games

2020 (Junior)

- Season canceled due to COVID-19

2019 (Sophomore)

- Saw action in 11 games
- Recorded career-high eight tackles in win versus Norfolk State
- Recorded career-high three PBUs in win versus Morgan State
- Recorded first career interception versus Bethune-Cookman

2018 (Freshman)

- Saw action in eight games
- Recorded season-high seven tackles versus Bethune-Cookman

CAREER STATISTICS AT FAMU

	G	UA	A	Total	TFL	Yds	QBS	YDS	PD	FF	FR	INT
2022	11	19	11	30	3.0	9	0.0	0	1	1	0	0
2021	2	0	1	1	0.0	0	0.0	0	0	0	0	0
2019	11	30	11	41	4.0	10	0.0	0	5	1	0	1
2018	8	11	6	17	0.0	0	0.0	0	1	0	0	0
Total	32	60	29	89	7.0	19	0.0	0	7	2	0	1



9
KELVIN DEAN JR.
 RB | 6-0 | 200 | R-SR.
 Tallahassee, Fla. (Florida Atlantic)

2023 (R-Senior)

- Transferred from Florida Atlantic University



9
ZAIRE RILEY
 DB | 5-6 | 160 | R-FR.
 Havana, Fla. (Gadsden County HS)

2022 (Freshman)

- Did not play, redshirted
- Signed with Florida A&M from Gadsden County High School



10
JALEN GLAZE
 DB | 5-10 | 190 | R-JR.
 Belle Glade, Fla. (Minnesota)

2023 (R-Senior)

- Transferred from Minnesota



10
JAH'MARAE SHEREAD
 WR | 5-7 | 175 | GR.
 Houston, Texas (Texas State)

2022 (Redshirt Senior)

- All-SWAC Second Team
- Phil Steele SWAC All-Conference Second Team
- Athlon Sports Preseason All-American (PR)
- HERO Sports Preseason All-American (PR)
- Phil Steele Preseason All-American (PR)
- Stats Perform Preseason All-American (PR)
- Finished second on team, fourth in SWAC with 585 receiving yards
- Recorded career-high 135 receiving yards in win versus Alabama A&M (9/24)
- Had 100+ receiving yards twice (9/24 vs. AAMU, 10/15 at GSU)
- Caught a touchdown in wins versus South Carolina State (10/8), Arkansas-Pine Bluff (10/29), and Alabama State (11/12)
- Had season-high eight receptions in win at Grambling State (10/15)
- Had 100+ all-purpose yards three times (9/24 vs. AAMU, 10/1 vs. MVSU, 10/15 at GSU)
- Ranked 23rd in nation averaging 7.6 yards per punt return

2021 (Redshirt Junior)

- STATS Perform Third Team All-American (Punt Returner)
- Led nation in yards per punt return (19.9)
- Ranked fourth in nation in punt return touchdowns with one
- Ranked 19th in nation with nine receiving touchdowns
- Ranked 19th in nation with 580 combined return yards
- Ranked 42nd in nation averaging 101.67 all-purpose yards per game
- Recorded NCAA single-game high 154 punt return yards in win at Mississippi Valley
- 66-yard punt return at Alabama A&M was 11th longest in NCAA
- Led Rattlers with nine receiving touchdowns
- Scored a touchdown in six different games
- Scored four total touchdowns (three receiving, one punt return) in win at Mississippi Valley
- Scored two receiving touchdowns in win at Southern
- Had 50+ receiving and 50+ punt return yards three times (10/16 at AAMU, 10/23 at MVSU, 11/13 at UAPB)
- Had 100+ all-purpose yards four times (10/16 at AAMU, 10/23 at MVSU, 11/6 at Southern, 11/13 at UAPB)
- Had 80+ receiving yards in four games (10/23 at MVSU, 11/6 at Southern, 11/13 at UAPB, 11/27 at Southern)
- Transferred from Texas State

PLAYER PROFILES

CAREER STATISTICS AT FAMU

Receiving	G	Rec	Yds	TD	Lg	Rec/G	Avg/C	Avg/G
2022	11	45	585	3	44	4.09	13	53.18
2021	12	55	622	9	48	4.58	11.31	51.83
Total	23	100	1,207	12	48	4.35	12.07	52.48

Returning	G	PR	Yds	Avg/R	KR	Yds	Avg/R	TD
2022	11	14	106	7.6	7	135	19.3	0
2021	12	18	358	19.9	9	222	24.7	1
Total	12	32	464	14.5	16	357	22.3	1



13 TREVONTE DAVIS

WR | 6-1 | 205 | R-JR.

Flint, Mi. (Wayne State)

2022 (Junior)

- Saw action in three games (at UNC (8/27), JSU (9/4), Albany State (9/10))
- Had three receptions for 49 yards and one touchdown versus North Carolina (8/27)
- Redshirted
- Transferred from Wayne State, All-GLIAC First Team in 2021



14 ZAVION BATTLE

DB | 5-8 | 180 | JR.

Ft. Myers, Fla. (College of the Sequoias)

2023 (Junior)

- Transferred from the College of the Sequoias



14 KYLE FITZGERALD

QB | 6-3 | 200 | FR.

Cincinnati, Ohio (St. Xavier HS)

2023 (Freshman)

- Signed with Florida A&M out of St. Xavier High School



14 CHRIS REED

WR | 6-1 | 195 | R-FR.

Orlando, Fla. (Utah)

2023 (R-Freshman)

- Transferred from Utah



11 JACORY JORDAN

QB | 6-4 | 195 | R-SO.

Jacksonville, Fla. (Trinity Christian HS)

2022 (R-Freshman)

- Saw action in two games (9/24 vs. AAMU, 11/19 vs BCU)
- Went 1-1 for eight yards in win versus Bethune-Cookman (11/19)

2021 (Freshman)

- Did not play, redshirted



11 DECO WILSON

DB | 6-1 | 205 | SR.

Taladega, Ala. (Jacksonville State)

2023 (Senior)

- Transferred from Jacksonville State



12 TREY FISHER

QB | 5-11 | 180 | R-JR.

Tallahassee, Fla. (UT-Martin)

2022 (R-Sophomore)

- Did not play
- Transferred from UT-Martin




12 CHASE LLOYD

DB | 6-1 | 210 | R-JR.

Atlanta, Ga. (Vanderbilt)

2023 (R-Junior)

- Transferred from Vanderbilt



15
WINSOME FRAZIER

DB | 6-3 | 185 | R-SO.

Miami, Fla. (Northwestern HS)

2022 (R-Freshman)

- Saw action in eight games
- Recorded ten tackles, season-high three at North Carolina (8/27)
- Forced two fumbles in win versus Southern (11/5)

2021 (Freshman)

- Signed with Florida A&M from Northwestern High School
- Redshirted



15
NOAH ROSS

QB | 6-1 | 210 | R-FR.

Stockbridge, Ga. (Georgia State)

2023 (R-Freshman)

- Transferred from Georgia State



16
DJ BONEY

QB | 6-3 | 210 | R-SO.

Orlando, Fla. (Eastern Kentucky)

2023 (R-Sophomore)

- Transferred from Eastern Kentucky



16
ROBERT GLANTON

DB | 5-11 | 195 | R-JR.

Perry, Fla. (Wake Forest)

2022 (R-Sophomore)

- SWAC Commissioner's Honor Roll
- Saw action in four games, recorded two tackles

2021 (Redshirt Freshman)

- Transferred from Wake Forest
- Saw action in three games



16
DERRICK HALL

WR | 5-10 | 195 | GR.

Indianapolis, Ind. (Cathedral HS)

2022 (R-Senior)

- Did not play

2021 (R-Junior)

- Saw action in two games

2020 (R-Sophomore)

- Season canceled due to COVID-19

2019 (R-Freshman)

- Saw action in seven games
- Recorded seven tackles and one tackle for loss
- Had two receptions for 44 yards in win versus Fort Valley State



18
KOBY GROSS

TE | 6-2 | 240 | R-SR.

San Ramon, Calif. (FSU)

2022 (Redshirt Junior)

- SWAC Commissioner's Honor Roll
- Saw action in six games
- Had three receptions for 39 yards and one touchdown
- Caught lone touchdown in win versus Bethune-Cookman (11/19)
- Transferred from Florida State



19
AH'MARAE LEE

DB | 6-0 | 200 | R-SO.

Miami, Fla. (UCF)

2023 (R-Sophomore)

- Transferred from UCF



20
JORDAN MOORE

DB | 5-11 | 210 | GR.

Yoakum, Texas (Kilgore College)

2022 (R-Senior)

- Did not play
- Transferred from Kilgore College

PLAYER PROFILES



20 LEVONTAI SUMMERSETT

RB | 5-10 | 190 | FR.

Ft. Myers, Fla. (North Ft. Myers HS)

2023 (Freshman)

- Signed out of North Fort Myers High School



21 QUAN LEE

WR | 5-11 | 175 | R-FR.

Gainesville, Fla. (UCF)

2023 (R-Freshman)

- Transferred from Central Florida



23 TERRELL JENNINGS

RB | 6-0 | 230 | GR.

Jacksonville, Fla. (Mandarin HS)

2022 (Senior)

- Rushed for the second most yards on the team with 308 yards off 73 carries in ten games played
- Finished second on the team with three rushing touchdowns
- Rushed for 50+ yards twice (9/24 vs. AAMU, 10/1 vs. MVSU)
- Scored a rushing touchdown in three games (9/24 vs. AAMU, 10/1 vs. MVSU, 11/19 vs. BCU)
- Added 38 receiving yards off five receptions

2021 (Junior)

- Rushed for the second most yards on the team with 517 yards off 105 carries in 12 games played
- Tied for the most rushing touchdowns with five
- Scored a rushing touchdown in five different games (9/18 at USF, 10/2 vs. ASU, 10/9 vs. SC State, 10/16 at AAMU, 11/20 vs. BCU)
- Rushed for career-high 93 yards at USF off six carries
- Rushed for 50+ yard five times (9/18 at USF, 10/9 vs. SC State, 10/16 at AAMU, 10/30 vs. GSU, 11/20 vs. BCU)

2019 (Freshman)

- Led team with six rushing touchdowns (fifth most in MEAC)
- Finished team with third most rushing yards (256) in ten games
- Scored career-high two touchdowns in wins at Norfolk State (9/28) and at SC State (10/12)
- Rushed for season-high 57 yards in win versus North Carolina A&T
- Caught lone receiving touchdown in win at Morgan State

CAREER STATISTICS AT FAMU

Rushing	G	Att	Yds	TD	Lg	Avg/C	Avg/G
2022	10	73	308	3	29	4.22	30.9
2021	12	105	517	5	24	4.92	43.08
2019	10	83	256	6	21	3.08	25.6
Total	32	261	1,081	14	29	4.14	33.78



23 ALLEN SMITH JR.

LB | 6-2 | 225 | GR.

Loganville, Ga. (Louisville)

2023 (Graduate)

- Transferred from Louisville



24 BEN ONWUZO

DB | 6-0 | 195 | R-JR.

Miramar, Fla. (Madonna-Chamindae HS)

2022 (R-Sophomore)

- SWAC Commissioner's Honor Roll
- Saw action in three games, recorded two tackles

2021 (Sophomore)

- Did not play - redshirted

2020 (Freshman)

- Season canceled due to COVID-19
- Signed with Florida A&M from Madonna-Chamindae High School



25 TYRESE GIBSON-BATTLES

DL | 6-4 | 235 | JR.

Cleveland, Ohio (Garden City CC)

2023 (Junior)

- Transferred from Garden City Community College



25 LELAN WILHOITE

RB | 5-11 | 195 | R-SR.

Nashville, Tenn. (Fort Scott CC)

2022 (R-Junior)

- Did not play

2021 (R-Sophomore)

- Did not play
- Transferred from Fort Scott Community College



26
LAMAR CLARK
 DB | 5-10 | 180 | SO.
 Lynn Haven, Fla. (Mosley HS)

- 2022 (Freshman)**
- Saw action in seven games, recorded one tackle
 - Signed to Florida A&M out of Mosley High School



29
JORDAN CUMBERBATCH
 DB | 6-0 | 180 | R-SO.
 Miramar, Fla. (Alabama A&M)

- 2022 (R-Freshman)**
- Did not play
 - Transferred from Alabama A&M



26
CE'ZAUN ENGE
 WR | 5-10 | 185 | R-SO.
 Chicago, Ill. (Minnesota State Community and Technical College)

- 2022 (Sophomore)**
- Redshirted
 - Transferred from Minnesota State Community and Technical College



30
OREL GRAY
 DB | 5-11 | 185 | FR.
 Jacksonville, Fla. (University Christian School)

- 2023 (Freshman)**
- Signed to Florida A&M out of University Christian School



27
MARKO DUPAK
 PK | 6-2 | 180 | SO.
 LaGrange, Ill. (College of Dupage)

- 2023 (Sophomore)**
- Transferred from College of Dupage



30
CAMERON SIGUR
 RB | 5-11 | 187 | R-FR.
 McDonough, Ga. (Eagles Landing HS)

- 2022 (Freshman)**
- Saw action in four games, six carries for three yards
 - Signed to Florida A&M out of Eagles Landing High School



28
JOHNNY CHANEY JR.
 LB | 6-2 | 215 | JR.
 Orlando, Fla. (Wekiva HS)

- 2022 (Sophomore)**
- Phil Steele SWAC All-Conference Fourth Team
 - Finished second on the team with 55 tackles
 - Recorded career-high 11 tackles in win versus Southern (11/5)
 - Recorded 6+ tackles in six games (8/27 at UNC, 9/4 vs. JSU, 10/15 at GSU, 10/29 vs. UAPB, 11/5 vs. Southern, 11/12 at ASU)
 - Recorded four tackles for loss, career-high two at Grambling (10/15)
 - Recorded 0.5 sack at Grambling (10/15)



31
JUSTIN BOSTIC
 DB | 5-10 | 175 | FR.
 West Palm Beach, Fla. (Palm Beach Central HS)

- 2023 (Freshman)**
- Signed to Florida A&M out of Palm Beach Central High School

- 2021 (Freshman)**
- Recorded 13 tackles in 11 games
 - Recorded career-high five tackles in win at UAPB



32
KHALIF COPELAND
 DB | 5-10 | 170 | GR.
 Jacksonville, Fla. (Indiana State)

- 2022 (Graduate)**
- SWAC Commissioner's Honor Roll
 - Saw action in one game

CAREER STATISTICS AT FAMU

Tackles	G	UA	A	Total	TFL	Yds	QBS	YDS	PD	FF	FR	INT
2022	10	31	24	55	4.0	9	0.5	4	0	0	0	0
2021	11	3	10	13	0.5	2	0.0	0	0	0	0	0
Total	22	34	34	68	4.5	11	0.5		0	0	0	0

- 2021 (Redshirt Senior)**
- Transferred from Indiana State

PLAYER PROFILES



32

SIDARIUS WALKER

RB | 5-10 | 200 | R-SO.

Minneola, Fla. (Tennessee Tech)

2022 (R-Freshman)

- SWAC Commissioner's Honor Roll
- Did not play
- Transferred from Tennessee Tech



33

MICHAEL WILLIAMS

WR | 5-8 | 175 | GR.

Cleveland, Ohio (Toledo)

2022 (Senior)

- SWAC Commissioner's Honor Roll
- Transferred to Florida A&M from Toledo



33

RODNEY WILLIAMS

DB | 5-10 | 180 | R-SO.

Miami, Fla. (Miami Columbus HS)

2022 (R-Freshman)

- Did not play

2021 (Freshman)

- Redshirted



34

DEONDRI CLARK

DL | 6-3 | 230 | R-SO.

Lakeland, Fla. (Lakeland HS)

2022 (R-Freshman)

- Saw action in one game vs Mississippi Valley, recording a sack

2021 (Freshman)

- Redshirted



34

VERSHOD QUINN

RB | 5-8 | 180 | R-FR.

Miami, Fla. (Columbus HS)

2022 (Freshman)

- Redshirted



36

ANDRE POWELL JR.

DB | 5-11 | 195 | R-SO.

Naples, Fla. (Naples HS)

2022 (R-Freshman)

- Saw action in five games, recorded five tackles

2021 (Freshman)

- Redshirted



37

LERODRICK JAMES

DE | 6-3 | 210 | R-JR.

St. Petersburg, Fla. (Gibbs HS)

2022 (R-Sophomore)

- Saw action in three games

2021 (Sophomore)

- Redshirted

2020 (Freshman)

- Season canceled due to COVID-19



38

LAWRENCE MARTINEZ

LS | 6-1 | 215 | R-JR.

Apopka, Fla. (UCF)

2022 (R-Sophomore)

- SWAC Commissioner's Honor Roll
- Started all eleven games as the long snapper

2021 (Redshirt Freshman)

- Transferred from UCF



39
CAMERON GILLIS
 PK | 5-8 | 155 | GR.
 Budapest, Hungary (Stetson)

2023 (Graduate)
 • Transferred from Stetson



39
TRAVIS MOSS
 LB | 5-9 | 195 | R-SO.
 Jacksonville, Fla. (Memphis)

2022 (R-Freshman)
 • Did not play
 • Transferred from Memphis



40
DRE JONES
 DL | 6-4 | 277 | R-SR.
 Manchester, Ga. (Abilene Christian)

2022 (R-Junior)
 • SWAC Commissioner's Honor Roll
 • Finished tied for third on the team with four sacks
 • Finished tied for fifth on the team with 5.5 tackles for loss
 • Recorded career-high three sacks and 3.5 tackles for loss in win at Alabama State (11/12)
 • Forced a fumble in win at Alabama State (11/12)
 • Recorded a sack in win versus Mississippi Valley (10/1)
 • Recorded tackle for loss in win versus Bethune-Cookman (11/19)
 • Transferred from Abilene Christian

CAREER STATISTICS AT FAMU

Tackles	G	UA	A	Total	TFL	Yds	QBS	YDS	PD	FF	FR	INT
2022	11	11	6	17	5.5	30	4.0	28	1	1	0	0
Total	11	11	6	17	5.5	30	4.0	28	1	1	0	0



41
CHASE LILLY
 DB | 5-11 | 170 | R-FR.
 Murfreesboro, Tenn. (Oakland HS)

2022 (Freshman)
 • SWAC Commissioner's Honor Roll
 • Redshirted



41
MICHAEL SMITH
 PK | 5-11 | 175 | FR.
 Tallahassee, Fla. (Maclay HS)

2023 (Freshman)
 • Signed with Florida A&M out of Maclay High School



42
ZOREN TOBE
 DB | 6-1 | 185 | R-SO.
 Ocoee, Fla. (FAU)

2023 (R-Sophomore)
 • Transferred from Florida Atlantic



43
KEVIN SAWYER JR.
 RB | 6-0 | 200 | R-SR.
 Tallahassee, Fla. (FSU HS)



44
MALCOLM MAJOR
 LB | 5-11 | 271 | R-SO.
 Miami Gardens, Fla. (Chaminade-Madonna Prep HS)

2022 (R-Freshman)
 • Did not play

2021 (Freshman)
 • Redshirted



45
NAY'RON JENKINS
 LB | 6-1 | 205 | SO.
 Gainesville, Fla. (Buchholz HS)

2022 (Freshman)
 • SWAC Commissioner's Honor Roll
 • Saw action in six games, recorded four tackles
 • Signed with Florida A&M out of Buchholz High School

PLAYER PROFILES



46

DAYLEN HALL

RB | 5-7 | 150 | R-JR.

Indianapolis, Ind. (Cathedral HS)

2022 (Junior)

- SWAC Commissioner's Honor Roll
- Did not play, redshirted



46

JUDAHFY MICHEL

DB | 6-2 | 175 | FR.

Port St. Lucie, Fla. (St. Lucie West Centennial HS)

2023 (Freshman)

- Signed with Florida A&M out of St. Lucie West Centennial HS



47

LOGAN FULLER

PK | 6-0 | 210 | R-FR.

Albuquerque, N.M. (New Mexico State)

2023 (R-Freshman)

- Transferred from New Mexico State



47

SHELDON WALKER

DB | 6-2 | 190 | R-JR.

Tallahassee, Fla. (Tennessee State)

2022 (R-Sophomore)

- Did not play

2021 (Redshirt Freshman)

- Transferred from Tennessee State



48

EMMET RHOADES

LS | 5-10 | 230 | FR.

Chicago, Ill. (Saint Ignatius College Prep)

2023 (Freshman)

- Signed with Florida A&M out of Saint Ignatius College Prep



48

ROLAND SMITH III

TE | 6-1 | 220 | R-SO.

Miami, Fla. (Florida Memorial)

2022 (R-Freshman)

- Did not play
- Transferred from Florida Memorial



49

BAYLOR PAYAN

LS | 6-0 | 220 | R-SO.

Plain City, Utah (Utah Tech)

2023 (R-Sophomore)

- Transferred from Utah Tech



49

JORDAN RICHIO

LB | 6-2 | 200 | R-JR.

Fernandina Beach, Fla. (Alcorn State)

2022 (R-Sophomore)

- Saw action in three games
- Transferred from Alcorn State



51

KHAMARI THOMPSON

OL | 6-4 | 209 | R-SR.

Stockbridge, Ga. (Dutchtown HS)

2022 (R-Junior)

- Participated in four games

2021 (R-Sophomore)

- Participated in seven games

2020 (R-Freshman)

- Season canceled due to COVID-19

2019 (Freshman)


- Participated in three games, redshirted



52
MICHAEL WATSON II
 LB | 6-2 | 220 | SO.
 Fairburn, Ga. (Langston Hughes HS)

2022 (Freshman)

- Saw action in seven games, recorded five tackles
- Signed with Florida A&M out of Langston Hughes High School



54
DEVIN SMITH
 LB | 6-2 | 225 | R-FR.
 Jacksonville, Fla. (Riverside HS)

2022 (Freshman)

- Participated in two games, recorded five tackles
- Recorded season-high four tackles vs. Mississippi Valley (10/1/22)
- Signed with Florida A&M out of Riverside High School



55
MICHAEL MARSHALL
 DL | 6-4 | 280 | R-SO.
 Miami, Fla. (Northwestern HS)

2022 (R-Freshman)

- Participated in three games

2021 (Freshman)

- Saw action in two games, recorded two tackles, redshirted



55
MAKODY ROBERTSON
 DL | 6-3 | 330 | GR.
 Pflugerville, Texas (Tarleton State)

2023 (Graduate)

- Transferred from Tarleton State



56
WAYNE QUIN II
 LB | 6-0 | 200 | R-FR.
 Tampa, Fla. (Jesuit HS)

2022 (Freshman)

- SWAC Commissioner's Honor Roll
- Signed with Florida A&M out of Jesuit High School, redshirted



58
ANTHONY DUNN JR.
 DL | 6-4 | 250 | SO.
 Sanford, Fla. (Marshall)

2022 (Freshman)

- Participated in five games
- Recorded his first career sack vs. UAPB (10/29/22)
- Had career game, recording six tackles, four tackles for loss, three sacks, forced and recovered a fumble in the 2023 Florida Classic vs. B-CU (11/19/22)

CAREER STATISTICS AT FAMU

	G	UA	A	Total	TFL	Yds	QBS	YDS	PD	FF	FR	INT
2022	5	10	2	12	5.5	20	4.0	17	1	1	0	0
Total	5	10	2	12	5.5	20	4.0	17	1	1	0	0



61
JALEN GOSS
 OL | 6-7 | 270 | GR.
 Valdosta, Ga. (Florida State)

2022 (Graduate)

- BOXTOROW All-American
- All-SWAC First Team
- SWAC Commissioner's Honor Roll
- Started in all 11 games at left tackle
- Transferred from Florida State



62
CHARLES DAVIS
 OL | 6-4 | 290 | R-SO.
 Marianna, Fla. (Marianna HS)

2022 (R-Freshman)

- Participated in 11 games

2021 (Freshman)

- Redshirted

PLAYER PROFILES



63

RICKY TAYLOR

OL | 6-1 | 275 | R-SO.

Miami, Fla. (Northwestern HS)

2022 (R-Freshman)

- Did not play

2021 (Freshman)

- Redshirted



64

ZARIUS JOHNSON

OL | 6-4 | 260 | SR.

Plant City, Fla.



64

KJ MCCOU

OL | 6-2 | 335 | R-SO.

Olive Branch, Miss. (East Mississippi CC)

2023 (R-Sophomore)

- Transferred from East Mississippi Community College



65

TOMMY BRIDGEWATER JR.

OL | 6-2 | 285 | R-FR.

Jacksonville, Fla. (First Coast HS)

2022 (Freshman)

- Participated in two games, redshirted
- Signed with Florida A&M out of First Coast High School



66

TJ DEMAS

OL | 6-2 | 290 | SO.

Clearwater, Fla. (Clearwater Central

Catholic HS)

2022 (Freshman)

- SWAC Commissioner's Honor Roll
- Participated in eight games
- Signed with Florida A&M out of Clearwater Central Catholic High



66

JOSHUA ROMEO

P | 6-0 | 170 | R-FR.

Miramar, Fla. (Everglades HS)

2022 (Freshman)

- SWAC Commissioner's Honor Roll
- Redshirted



67

CHAD BROOKS

OL | 6-5 | 290 | R-SO.

St. Petersburg, Fla. (Gibbs HS)

2022 (R-Freshman)

- Participated in two games

2021 (Freshman)

- Redshirted



69

TJ LEE

OL | 6-3 | 315 | JR.

Quincy, Fla. (Gadsden Co. HS)

2022 (Sophomore)

- Started in 11 games

2021 (Freshman)

- Participated in seven games



70

KARDELL THOMAS

OL | 6-3 | 310 | R-SR.

Baton Rouge, La. (LSU)

2023 (R-Senior)

- Transferred from LSU



71


ASHTON GRABLE

OL | 6-4 | 315 | R-SO.

Gordon, Ga. (Jacksonville State)

2023 (R-Sophomore)

- Transferred from Jacksonville State



72
SEBASTIAN LARAQUE

OL | 6-6 | 320 | R-SO.
Miami, Fla. (FIU)

2023 (R-Sophomore)
• Transferred from FIU



73
JANIK OGUNLADE

OL | 6-5 | 290 | R-SO.
Waldorf, Md. (Buffalo)

2023 (R-Sophomore)
• Transferred from Buffalo



74
KENDARIUS CUNNINGHAM

OL | 6-4 | 315 | R-JR.
St. Petersburg, Fla. (Gibbs HS)

2022 (Junior)
• SWAC Commissioner's Honor Roll
• Participated in two games, redshirted

2021 (Sophomore)
• Participated in five games

2020 (Freshman)
• Season canceled due to COVID-19



75
MORGAN MOORE

OL | 6-5 | 275 | GR.
Midwest City, Okla. (Texas State)

2022 (R-Senior)
• Participated in nine games
• Transferred from Texas State



76
CAMERON COVIN

OL | 6-4 | 285 | GR.
Leesburg, Ga. (Lee County HS)

2022 (R-Senior)
• All-SWAC Second Team Offense
• Phil Steele SWAC Second Team All-Conference
• Started all 11 games at right tackle

2021 (R-Junior)
• Started 11 games
• Offensive line ranked first in sacks allowed in SWAC

2020 (R-Sophomore)
• Season canceled due to COVID-19

2019 (R-Freshman)
• Participated in three games

2018 (Freshman)
• Redshirted



77
CESAR REYES

OL | 6-5 | 315 | R-JR.
Tampa, Fla. (South Florida)

2022 (R-Sophomore)
• Started season-opener at North Carolina, suffered season-ending injury
• Transferred from the University of South Florida



78
MYRON WARD

OL | 6-3 | 300 | R-FR.
Tallahassee, Fla. (Rickards HS)

2022 (Freshman)
• Redshirted
• Signed with Florida A&M out of Rickards High School



79
CHRISTOPHER WILLIAMS

OL | 6-5 | 335 | R-SO.
Tallahassee, Fla. (Florida State)

2022 (R-Freshman)
• Transferred from Florida State

PLAYER PROFILES



80

MARQUEZ PHILLIPS

WR | 6-3 | 185 | R-SR.

Washington D.C. (Virginia State University)

2022 (Senior)

- SWAC Commissioner's Honor Roll
- Did not play
- Transferred from Virginia State University



81

KAMARI YOUNG

TE | 6-3 | 240 | GR.

Tallahassee, Fla. (Godby HS)

2022 (Senior)

- Started all 11 games
- Totaled 181 yards with a season best 52 yards on three receptions against SC State

2021 (Junior)

- Started 12 games
- Averaged 20 yards per reception
- Recorded seven receptions for 140 yards and four touchdowns
- Caught a touchdown in four different games (vs. FVSU, vs. ASU, vs. SC State, at Southern)
- Caught career-long 49-yard pass for a touchdown in win versus Alabama State
- Caught freshman quarterback Junior Muratovic first career touchdown in win versus Fort Valley State

2020 (Sophomore)

- Season canceled due to COVID-19

2019 (Freshman)

- Played in 11 games
- Recorded 15 receptions for 191 yards and one touchdown
- Caught first career touchdown in win versus SC State

CAREER STATISTICS AT FAMU

Receiving	G	Rec	Yds	TD	Lg	Rec/G	Avg/C	Avg/G
2022	11	14	181	0	29	1.27	12.93	16.45
2021	12	7	140	4	49	0.58	20	11.67
2019	11	15	191	1	29	1.36	12.73	17.36
Total	34	36	512	5	49	1.06	14.22	15.06



82

TYLER PYE

WR | 5-8 | 160 | R-SR.

Tallahassee, Fla. (Blinn College)

2023 (R-Senior)

- Transferred from Blinn College



83

DARIAN OXENDINE

WR | 5-10 | 170 | R-SR.

Jacksonville, Fla. (UT-Martin)

2022 (R-Junior)

- Participated in 10 games
- Totaled 194 yards on 18 receptions with a long of 32 yards
- Totaled 81 kick return yards on five returns with a long of 24 yards

2021 (R-Sophomore)

- Recorded six receptions for 44 yards in six games played
- Recorded 120 kick return yards on five returns with a long of 41
- Recorded seven rushing yards on two carries
- Transferred from UT-Martin



84

JALON HOWARD

WR | 5-9 | 170 | R-FR.

Miami, Fla. (Norland HS)

2022 (Freshman)

- Participated in four games, redshirted
- Signed with Florida A&M out of Norland High School



85

ROBERT LOCKHART

WR | 5-7 | 165 | FR.

Fairburn, Ga. (Langston Hughes HS)

2023 (Freshman)

- Signed with Florida A&M out of Langston Hughes High School



86


MICHAEL TOWNSEND

WR | 5-11 | 165 | R-FR.

Tallahassee, Fla. (Rickards HS)

2022 (Freshman)

- Redshirted



87
CHRISTIAN JONES

WR | 6-0 | 155 | R-JR.
Tampa, Fla. (Jesuit HS)

2022 (R-Sophomore)

- SWAC Commissioner's Honor Roll
- Did not play

2021 (Sophomore)

- Redshirted

2020 (Freshman)

- Season canceled due to COVID-19



88
NICHOLAS DIXON

WR | 6-2 | 210 | GR.
Jacksonville, Fla. (Godby HS)

2022 (R-Senior)

- Participated in seven games
- Totaled 44 yards on four receptions

2021 (R-Junior)

- Participated in ten games
- Finished season with six receptions for 48 yards and one touchdown
- Caught first career touchdown in win at Arkansas-Pine Bluff
- Caught career-long 21-yards reception in win at Alabama A&M

2020 (R-Sophomore)


- Season canceled due to COVID-19

2019 (R-Freshman)

- Did not play due to injury

2018 (Freshman)

- Participated in three games
- Caught one pass for 16 yards
- Had one rush for ten yards



89
JACKSON GAY

TE | 6-3 | 245 | R-SO.
Panama City, Fla. (Bozeman HS)

2023 (R-Sophomore)

- Transferred from UT-Martin



89
GABRIEL NANCE

LB | 5-11 | 230 | R-FR.
Tallahassee, Fla. (Rickards HS)



90
LAFONZO RUFFIN JR.

DL | 6-0 | 275 | R-SO.
Overtown, Fla. (Jackson State)

2022 (R-Freshman)

- Transferred from Jackson State, did not play



91
SYLVESTER MATHIS IV

DL | 6-5 | 240 | R-SR.
Roswell, Ga. (Temple)

2023 (R-Senior)

- Transferred from Temple



92
GENTLE HUNT

DL | 5-11 | 290 | SR.
High Springs, Fla. (Gainesville HS)

2022 (Junior)

- Named Phil Steele SWAC All-Conference Third Team
- SWAC Commissioner's Honor Roll
- Recorded 18 tackles, 4.5 tackles for loss, one sack, one forced fumble, and recovered a fumble

2021 (Sophomore)

- Saw action in ten games
- Recorded 27 total tackles (18 solo, 9 assisted)
- Recorded eight tackles for loss (seven solo, two assisted)
- Recorded five sacks
- Returned a fumble 46-yards for a touchdown in the Florida Classic win versus Bethune-Cookman.
- Recorded season-high six tackles and two sacks twice (10/16 at AAMU, 11/27 at SLU)
- Recorded season-high 2.5 tackles for loss in win at Alabama A&M
- Recorded 2+ tackles for loss three times (10/16 at AAMU, 10/30 vs. GSU, 11/27 at SLU)

2020 (Freshman)

- Season canceled due to COVID-19

PLAYER PROFILES

CAREER STATISTICS AT FAMU

	G	UA	A	Total	TFL	Yds	QBS	YDS	PD	FF	FR	INT
2022	10	18	12	30	4.5	16	1.0	11	1	1	1	0
2021	10	18	9	27	8	42	5.0	35	0	0	1	0
Total	20	36	21	57	12.5	58	6.0	46	1	1	2	0



93 DONALD HALL

DL | 6-3 | 315 | GR.

Olive Branch, Miss. (Mississippi Gulf Coast CC)

2022 (5th Year)

- Saw action in ten games
- Recorded six total tackles, 1.5 tackles for loss, and 0.5 sack

2021 (Senior)

- Saw action in six games
- Recorded six total tackles (three solo, three assisted)

2020 (Junior)

- Season canceled due to COVID-19
- Transferred from Mississippi Gulf Coast Community College



94 DAKAR EDWARDS

DL | 6-2 | 275 | GR.

Staten Island, N.Y. (Stony Brook)

2023 (Graduate)

- Transferred from Stony Brook



98 STANLEY MENTOR SR.

DL | 6-2 | 320 | GR.

Orlando, Fla. (Lane College)

2022 (5th Year)

- SWAC Commissioner's Honor Roll
- Participated in 11 games
- Recorded seven solo tackles, 4.5 TFL, and 1.5 sacks

2021 (Senior)

- Participated in 10 games
- Finished season with 13 tackles, 2.5 tackles for loss, and 2.5 sacks
- Recorded season-high five tackles and two sacks in Florida Classic win versus Bethune-Cookman

2020 (Junior)

- Season canceled due to COVID-19
- Transferred from Lane College



99 JAMES ASH

DL | 6-3 | 285 | R-JR.

Tampa, Fla. (Wake Forest)

2022 (R-Sophomore)

- Participated in nine games for the Rattlers
- Recorded six tackles and 1.5 tackles for loss
- Transferred from Wake Forest



99 TREY WILHOIT

P | 5-10 | 175 | JR.


Tallahassee, Fla. (Eastern Illinois)

2023 (Junior)

- Athlon Sports Preseason All-American
- Transferred from Eastern Illinois

2022 (Sophomore at Eastern Illinois)

- Stats Perform Third Team All-American
- First Team All-Ohio Valley Conference
- FCS Punter of the Year Award Semifinalist
- OVC Special Teams Player of the Week three times



COACHING STAFF

Head Coach Willie Simmons
Assistant Coaches
Support Staff

37-39
40-47
48



WILLIE SIMMONS

HEAD COACH | SIXTH SEASON AT FAMU | 33-12 (25-5)

Willie Simmons was named the 18th full-time head football coach in the history of the Florida A&M University storied program on December 12, 2017. Simmons enters his sixth season with the Rattlers (33-12, 25-5) in 2023 (the 2020 season was canceled due to COVID-19).

Simmons, a native of Quincy, was a phenomenal prep athlete at Shanks High School before embarking on a stellar collegiate football playing career that featured stints at Clemson University and The Citadel (S.C.). Simmons comes to Florida A&M University from Prairie View A&M (Tex.) University of the Southwestern Athletic Conference (SWAC), where he spent three seasons (2015-2017) as head football coach. Simmons is considered one of the collegiate game's most creative and innovative offensive minds.

In 2022, Simmons led the Rattler to their third straight nine-win season, finishing with a 9-2 record. The Rattlers earned their third consecutive top-25 ranking, finishing 23rd in the FCS Coaches Poll after finishing the season with a nine-game winning streak and a 41-20 win versus Bethune-Cookman in the Florida Classic. Simmons also coached 15 players to the Phil Steele SWAC All-Conference Teams, 12 to the SWAC All-Conference Teams, six BOXTOROW All-Americans, two FCS Stats Perform All-Americans, two HERO Sports All-Americans, and one AP All-American. Smith also coached Xavier Smith, who was named a Walter Payton Award finalist, and Jose Romo-Martinez, the BOXTOROW Special Teams Player of the Year. Simmons also coached Isaiah Land, who participated in the Reese's Senior Bowl and NFL Scouting Combine. Simmons saw Land sign with the Dallas Cowboys and Smith with the Los Angeles Rams following the 2023 NFL Draft. Simmons finished the 2022 season being named the AFCA Region 3 Coach of the Year, becoming the third FAMU coach ever to earn the honor. In 2022, Simmons led the Rattlers to eight national top-25 statistical rankings.

In 2021, Simmons led the Rattlers to another nine-win season, finishing with a 9-3 record and making the FCS Playoffs for the first time since 2001. The Rattlers finished

the season ranked as the number one HBCU in the final NCAA Power Rankings. The biggest win of the season came in the regular-season finale when the Rattlers dominated the Wildcats 46-21 in the Florida Classic. Simmons coached Isaiah Land, who led the nation in sacks and tackles for loss and won several honors, including the Buck Buchanan Award (National Defensive Player of the Year) and SWAC Defensive Player of the Year. Simmons coached nine players to the All-SWAC Team, six BOXTOROW All-Americans, four FCS Stats Perform All-Americans, three HERO Sports All-Americans, two AFCA All-Americans, and two AP All-Americans. Simmons also coached safety Markquese Bell, who participated in the NFL Scouting Combine and NFLPA Collegiate Bowl. In 2021, Simmons led the Rattlers to 22 national top-25 statistical rankings.

In 2019, Simmons brought the Rattlers back to national prominence, leading them to a 9-2 record (6th best winning percentage in the nation) and winning the 2019 HBCU National Championship. They finished the season ranked No. 24 in the country (STATS and Coaches' Poll) and ranked as high as No. 12 in the nation (STATS Poll, week 12). The biggest win of the season came against North Carolina A&T (Celebration Bowl Champion and ranked No. 10 in the nation at the time of playing).

The Rattlers' air attack was unstoppable during the 2019 season, as their passing offense ranked No. 17 in the nation (291.1 YPG), team passing efficiency rated No. 22 (148.51), and the scoring offense ranked No. 26 (32.7 PPG).

On top of having one of the best passing attacks in the nation, the Rattlers were among the best when it came to turnovers (No. 21 in the country for turnover margin (.64)), converting 3rd downs (No. 13 in the nation (45%)), and keeping the quarterback upright (No. 4 in the country (.73)). Defensively, the Rattlers were shutting down opposing offenses. They ranked No. 21 in team passing efficiency defense (118.7), No. 25 in rushing defense (129.4 YPG), No. 42 in total defense (361.7 YPG), and No. 16 in passes intercepted (15).

Simmons coached a MEAC high six student-athletes to the All-MEAC First Team and nine total for all three teams. Also, Quarterback Ryan Stanley was named the MEAC Offensive Player of the Year.

In Simmons' first season as the Rattlers' head coach, the Rattlers saw an improvement in conference wins (from 2-6 to 5-2), total offense (No. 74 / 345.5 YPG to No. 57 / 391.2 YPG), total defense (No. 60 / 365 YPG to No. 34 / 354.8 YPG), and scoring defense (No. 81/28.1 PPG to No. 23 / 22.1 PPG).

Simmons coached three student-athletes to the All-MEAC First Team and 11 for all three teams.

During his tenure at Prairie View A&M (PVAMU), Simmons revived the flagging fortunes of the Panthers. Simmons elevated them to prime contender status in the rugged SWAC Western Division, which featured perennial Black College heavyweights Grambling State and Southern University.

Simmons fashioned a 21-11 overall record and a 19-6 league record, highlighted by an 8-2 debut campaign in 2015, which included an 8-1 runner-up finish in the division to eventual division champion Grambling State, after dropping a sizzling 70-54 wild west shootout in the State Fair Classic in Dallas, Texas.

Simmons worked three seasons at Alcorn State (2012-14) under Jay Hopson and immediately helped initiate a meteoric revival of a proud Braves gridiron program, which

had won just (2) games the previous season.

The 2014 campaign was an even better year for Simmons and the Braves, as they won the Southwestern Athletic Conference Championship over Southern University and were named Black College National Champions. Before his successful run at Alcorn, Simmons' first full-time work as an assistant coach on the college level came at Middle Tennessee State University in Murfreesboro (2007-11) under head coach Rick Stockstill, who recruited Simmons to Clemson.

After three seasons as the running backs coach at MTSU, Simmons was promoted to Pass Game Coordinator. The following season, he was promoted to Offensive Coordinator. By age 30, he was one of the youngest coordinators at the FBS level.

Simmons began coaching in 2005 at Lincoln High School in Tallahassee, Fla., where he coached the quarterbacks and was also the Passing Game Coordinator. He had the opportunity to coach former NFL and USF quarterback B.J. Daniels there. After one season, he returned to his alma mater Clemson as a Graduate Assistant Coach working with the quarterbacks in 2006.

Simmons had a highly distinguished prep career at Quincy's James Shanks High School, earning All-American honors as a quarterback (ranked No. 10 quarterback nationally). Simmons led the Tigers to their first district championship in 22 years and was named Big Bend Offensive Player of the Year after



COACHING STAFF

throwing for 2,505 yards and 32 touchdowns.

He received over 25 scholarship offers, signing with Clemson, where he lettered three years (2000-2002), participating in four bowl games (Peach, Gator, Humanitarian, and Tangerine.)

Simmons earned a bachelor's degree in Services (Sports) Marketing from Clemson in the spring of 2002, just three years after he enrolled, the fastest any football player has ever graduated from the university.

Simmons initially transferred to Florida A&M University in Tallahassee, FL, for his senior season. After being deemed ineligible to compete because FAMU was in provisional status as a Division I-A (now FBS) program, he enrolled at The Citadel (S.C.), where he garnered All-Southern Conference First Team honors after leading the Bulldogs to a 6-6 record (the first non-losing season in 10 years.)

Under Simmons' leadership, The Citadel also accomplished a feat that had only been done by Marshall University, which was to defeat Furman, Appalachian State, and Georgia Southern in the same season.

After Simmons' college career, he played one season of Arena Football in the United Indoor Football League for the Sioux City Bandits.

Willie Roman Simmons was born in Quincy, Fla., on October 12, 1980, to Willie and Phyllis Simmons. He is the youngest of three children and the only son. Simmons is married to the former Shaia Rene Beckwith (also a Quincy native), who is a two-time graduate of Florida A&M University. They have six children, Louis III, Amerie, Raven, Shailoh, Wraylon, and Truth.



THE SIMMONS FILE

Hometown: Quincy, Fla.

College: Clemson University, 2002; The Citadel, 2003

Degree: Sports Marketing, Clemson University, 2002

Birthdate: October 12, 1980

Wife: Shaia

Children: Louis III, Amerie, Raven, Shailoh, Wraylon, and Truth

Coaching History

Year	School (Title)
2005	Lincoln (Fla.) HS (Passing Game Coordinator / Quarterbacks)
2006	Clemson (Graduate Assistant)
2007-09	Middle Tennessee State University (Running Backs)
2010	Middle Tennessee State University (Passing Game Coordinator / Running Backs)
2011	Middle Tennessee State University (Offensive Coordinator / Running Backs)
2012-14	Alcorn State (Offensive Coordinator / Running Backs)
2015-17	Prairie View A&M (Head Coach)
2018-	Florida A&M (Head Coach)



RYAN SMITH

Associate Head Coach / Co-Defensive Coordinator / Linebackers | Sixth Season at FAMU



SMITH FILE

Hometown: Perry, Fla.
 College: Valdosta State, 1999
 Birthdate: July 1, 1976
 Wife: Tracey
 Children: Brady and Jordan

Coaching Career

2015	Alabama Offensive Quality Control
2016-18	Florida Assistant Recruiting Coordinator
2018-	Florida A&M Associate Head Coach / Co-Defensive Coordinator / Linebackers

Ryan Smith joined the Florida A&M coaching staff in 2018, serving as the linebackers coach, recruiting coordinator, and director of player personnel. In 2020, Smith was promoted to co-defensive coordinator and associate head coach in 2023.

In 2022, Smith played a pivotal role in developing linebackers Isaiah Major and Johnny Chaney Jr. Major finished the season leading the Rattlers with 83 tackles and 13.5 tackles for loss. Major was named to the Phil Steele All-SWAC First Team and the All-SWAC Second Team, as Chaney Jr. was named to the Phil Steele All-SWAC Fourth Team after finishing second with 57 tackles. Under Smith, the Rattlers ranked top-25 in five defensive categories and top ten in three. Smith also worked with defensive lineman Isaiah Land, who signed with the Dallas Cowboys.

In 2021, Smith helped lead one of the best defenses in Rattlers' history as they ranked top-25 in 15 different categories, top-ten in nine, and top-five in one. Smith worked with defensive lineman Isaiah Land, who led the nation in sacks and tackles for loss, as he was named the SWAC Defensive Player of the Year and became the Rattlers' first Buck Buchanan Award (national defensive player of the year) winner. Smith also worked with safety Markquese Bell, who

signed with the Dallas Cowboys.

Before joining the Rattlers, Smith served as the assistant recruiting coordinator at the University of Florida under former head coach Jim McElwain from 2016 to 2018.

In 2015, Smith served as an offensive quality control coach under Nick Saban at the University of Alabama. While in Tuscaloosa, Alabama, won the 2015 College Football Playoff National Championship and produced a Heisman Trophy winner, running back Derrick Henry.

Before joining the collegiate coaching ranks, the Perry, Fla. native served as the head coach of three high school football programs in Florida. He worked at Gainesville High School, Deland High School, and his alma mater, Taylor County High School.

Smith lettered in football at Valdosta State, where he played defensive line. He became a student assistant in 1999. He earned a B.A. in Health and Physical Education Fitness.

Smith is married to his wife, Tracey. They have two children, Brady and Jordan.



JAMES COLZIE III

Assistant Head Coach / Cornerbacks / Defensive Passing Game Coordinator
Second Season at FAMU

COLZIE FILE

Hometown: Miami, Fla.
College: Florida State, 1997
Birthdate: December 8, 1974
Wife: Marisa

Coaching Career

1999-2004	FIU Cornerbacks / Assistant Special Teams Coordinator
2004-2006	FSU Cornerbacks / Defensive Graduate Assistant
2007-2008	Valdosta State Special Teams Coordinator / Defensive Backs
2008-2012	West Georgia Assistant Head Coach / Defensive Coordinator / Special Teams Coordinator / Defensive Backs
2012-2013	Southern Arkansas Recruiting Coordinator / Special Teams Coordinator / Defensive Backs
2013-2014	Simon Fraser Defensive Coordinator / Defensive Backs
2014-2015	Coffeyville CC Devensive Coordinator / Special Teams Coordinator / Defensive Backs
2015-2016	University of British Columbia Defensive Coordinator / Defensive Backs
2016-2021	Saint Mary's (Canada) Head Coach
2022-	Florida A&M Associate Head Coach / Cornerbacks / Defensive Passing Game Coordinator

Head Coach Willie Simmons welcomed veteran coach James Colzie III to Florida A&M in August 2022 and promoted him to assistant head coach in 2023.

James Colzie III has been proving himself in the college football world for the last 23 seasons. He has worked and played for some of the best coaches in the business, a list that includes Bobby Bowden, Mickey Andrews, Romeo Crennel, Emmitt Thomas, Blake Nill and Kevin Steele. His career has included stops at elite Division I, Division II, U-Sport, and NJCAA football programs around the Southeast, Midwest, and Canada. As a collegiate player and coach, he has been a part of three National Championships, six Conference Titles, and 20 Bowl Games.

Colzie III contributed to a Rattlers defense that ranked top-25 in five defensive categories and top ten in three.

In 2022 Colzie left his post as the head football coach at Saint Mary's University (Canada) with an overall record of 23-19. Saint Mary's played for two AUS Championships (2018, and 2019) and posted a conference best 7-1 record during the 2018 season. In total, Coach Colzie posted six All-Canadians (DB DeAndre Smith (2016), DB Antoine Lyte-Myers (2019), DB Justin Julien (2021), RET Johnny King, RET Justin Julien (2021), DE Jadarus Caesar (2017), and LB Brad Herbst (2018). He developed and coached four CFL draft picks starting in 2018 with DL Tresor Mafuta (4th round to Saskatchewan), in 2021 with LB Jarek Richards (4th round to Hamilton) and OL Peter Kourtis (5th round to Edmonton), and DB Adrian Greene (4th round to BC). During Coach Colzie's time at Saint Mary's he also had 4 player of the year's (two being defensive player's of the year) and a final total of twenty All-Conference player's while being the head football coach.

Colzie left the UBC Thunderbirds as their Defensive Coordinator and Defensive Backs Coach. In 2015, Colzie helped UBC to its first Vanier Cup Championship since 1997. The UBC defense finished ranked 2nd in the Canada West Conference in rushing defense, pass defense, and scoring defense.

In Colzie's lone season at Coffeyville, he coached 2nd Team All-American Cornerback Jamarcus King, three 1stTeam All Jayhawk selections at both Cornerback positions in Jalen Roundtree, King and Punt Returner Darnell Walker Jr. He coached 2nd Team All-Conference Safety Mikal Cromartie, and two Honorable selections in Safety Devonte Foster and Placekicker Michael Pursley. The defense at Coffeyville finished 1stin the Nation with seven interceptions for touchdowns, and 1stin the Nation with 10 total defensive touchdowns,

and 3rd down percentage (22%).

Colzie continued to enjoy success during the 2013 season while at Simon Fraser University. There he took over a defense that had finished dead last in all major conference defensive categories during the 2012 season and under his defense that finished 2ndin Pass Defense, 2ndin Opponents 1stdown, 3rdin third down and fourth down conversions. As the Special Teams Coordinator, his unit finished 1st"nationally" in Punt Returns, and 2ndin the conference in Kick-off Returns. Colzie had 3 1stteam All-Conference players and an All-Region player.

From 2007 to 2012, Colzie had success in multiple Division II football programs where he coached 6 All-Americans and 10 All-Conference players. Three of those years, his Special Teams were ranked 1st in the nation in Punt Return yards and touchdowns. In 2012 Colzie was the Recruiting Coordinator, Special Teams Coordinator, and Defensive Backs Coach at Southern Arkansas where he coached All-American Don Unamba at Boundary Corner. From 2008 to 2011, Colzie coached at the University of West Georgia and held numerous titles such as Assistant Head Coach, Defensive Coordinator, Special Teams Coordinator, and Defensive Backs Coach while developing 9 All Gulf-South Conference Players and 1 All-American at Punt Returner in 2012. In 2007, Coach Colzie was the Special Teams Coordinator and Defensive Backs Coach at Valdosta State University while the team won the Division II National Championship. That same year the defense led the nation in interceptions and his Special Teams led the nation in touchdowns. During that year, Colzie had 2 All-Americans and 3 All-Conference selections.

During the 2004-2006 seasons, Coach Colzie worked as a Defensive Graduate Assistant at Florida State. where he coached cornerbacks that included 1stRound Picks Antonio Cromartie (2006), Patrick Robinson (2010), and 2ndRound Pick Bryant McFadden (2005).

James Colzie III began his coaching career in 2000 at Florida International University where he coached the cornerbacks and was also the Co-Special Team's Coordinator working with returners. Before Florida International, in his playing days, he enjoyed the success of being a two-sport athlete at Florida State University. He played from 1993-1997 on the FSU football team and lettered on the baseball team in 1994. The Florida State Seminoles won the National Championship during the 1993 season.

JOSEPH HENRY

Offensive Coordinator / Offensive Line | Third Season at FAMU



HENRY FILE

Hometown: Little Rock, Ark.
 College: Arkansas, 2009
 Birthdate: April 4, 1987
 Wife: Grace
 Children: Linley, Ford, Garrett

Coaching Career

2010-12	Arkansas Graduate Assistant
2013	UAB Fullbacks / Tight End
2014	Birmingham Southern College Defensive Line
2015-17	Prairie View A&M Special Teams Coordinator / Tight Ends
2018	Florida A&M Running Backs / Passing Game / Punt Coordinator
2019	Missouri Offensive Line / Tight Ends
2020	Arkansas Offensive Line
2021	LSU Offensive Line
2022-	Florida A&M Offensive Coordinator / Offensive Line

Joseph Henry re-joined Coach Willie Simmons' staff as the offensive coordinator and offensive line coach in 2022 after spending the three prior seasons coaching offensive lines in the SEC.

In his first season as the offensive coordinator and offensive line coach, the Rattlers saw two All-Americans on the offensive side of the ball in wide receiver Xavier Smith and offensive lineman Jalen Goss. The offense also had five guys named to the All-SWAC teams, including Smith, Goss, quarterback Jeremy Moussa, wide receiver Jah'Marae Sheread, and offensive lineman Cam Covin. The Rattlers had one of the best offensive players in the nation in Xavier Smith, as he ranked top-11 in four different receiving categories. Smith went on to sign with the Los Angeles Rams.

Henry returned to the Highest of Seven Hills, where he previously served on Coach Simmons' inaugural staff as the pass game coordinator, running backs coach, and punt coordinator in 2018. Under Henry's mentorship, junior RB Deshawn Smith earned 2nd team All-MEAC honors after securing the starting role halfway through the season. Smith burst onto the scene as a feature back, averaging over seven yards per carry. Sophomore punter Chris Faddoul led the nation in punting that same season, averaging 46.8 yards per punt during his 2018 campaign. Faddoul's efforts were rewarded by being selected as the first-team AP FCS All-American punter and first-team All-MEAC. He was the first Rattler to earn this national distinction since 2009.

Before his first stint at FAMU, Henry served on Coach Simmons' inaugural head coaching staff at Prairie View A&M University for three seasons, from 2015 to 2017.

Henry was an offensive line coach for the LSU Tigers in 2021, including coaching the position exclusively during LSU's bowl preparation and game. In the 2021 TaxAct Texas Bowl, LSU rushed for 170 yards against a stingy Kansas State defense that had previously allowed just over 100 yds per game. Senior guard Ed Ingram earned All-SEC honors in 2021, and Henry mentored three LSU linemen who were drafted in the 2022 NFL Draft: Ingram in the 2nd round by the Minnesota Vikings, Austin Deculus in the 6th round by the Houston Texans, and Chasen Hines in the 6th round by the New England Patriots.

Before LSU, Henry served as an offensive line coach at the University of Arkansas in 2020. In addition to game-planning runs and protections, Henry was an advance scout for

each new opponent.

In 2019, Henry split time working with the offensive line and tight ends at the University of Missouri.

Henry spent the 2014 season as the defensive line coach at Birmingham-Southern College. Henry mentored these senior defensive linemen (Paden Gaines, Wesley Hansard, and Connor Shannon) to earn All-SAA Conference honors.

As the tight ends and fullbacks coach at UAB in 2013, Henry's Blazers caught 37 passes for 374 yards and four touchdowns, averaging 10 yards per reception under his tutelage.

In 2010 and 2011, Henry began his coaching career as an assistant at his alma mater on the offensive side of the ball.

Throughout his coaching career, Henry has coached nine players who went on to play in the NFL (eight draft picks).

Henry traveled to the Northeast to participate in NFL OTAs with the New England Patriots and New York Giants in 2019. He has also actively taken part in the AFCA Professional Development Series. He earned two bachelor's degrees, one in finance and one in marketing, from Arkansas in 2009 and his master's degree from Arkansas in human resources and workforce development in 2017.

Throughout Henry's five seasons as a player at Arkansas (2005-2009), the Razorbacks won 35 games, including a ten-win season and the SEC Western Division Championship in 2006. That squad finished 10-4 overall, 7-1 in the SEC, and is the only team in school history to win seven SEC games in a single season. Henry played in the 2007 Capital One Bowl, the 2008 Cotton Bowl, and the 2010 Liberty Bowl. He began playing at Arkansas as a walk-on but earned a scholarship before the 2008 season.

A native of Little Rock, Arkansas, Henry was a letterman in football, basketball, and soccer at Little Rock Central High School. He played tight end and punter, helping lead his team to a 23-1 record and two consecutive state championships (2003-2004). During his senior season, Henry served as a team captain, earned All-Conference honors as a tight end, and had the best punting average in Arkansas.

He is married to Grace Henry, and the couple has three children together: daughter Linley and sons Ford and Garrett.



MILTON PATTERSON

Co-Defensive Coordinator / Defensive Line | Third Season at FAMU

PATTERSON FILE

Hometown: Atlanta, Ga.
 College: Jackson State, 2013
 Birthdate: October 13, 1990

Coaching Career

- 2012-14 Jackson State
Assistant Strength & Conditioning
- 2013-14 Jackson State
Defensive Analyst/ Linebackers
- 2014-16 Mississippi Valley State
Director of Sports Performance /
Linebackers /
Co-Defensive Coordinator
- 2017 Alabama State
Assistant Strength & Conditioning
- 2017-20 Clark-Atlanta
Defensive Coordinator / Linebackers /
Director of Recruiting
- 2020-21 Fayetteville State
Defensive Coordinator
- 2021- Florida A&M
Co-Defensive Coordinator / Defensive
Line

Milton Patterson enters his third season as the defensive line coach and first as the co-defensive coordinator for Florida A&M after joining the staff in the spring of 2021.

Patterson comes to Tallahassee following a stint at Fayetteville State, where he served as the defensive coordinator from 2020 to 2021.

In 2022, Patterson was pivotal in developing All-Americans Isaiah Land and Kamari Stephens. Land continued to wreak havoc in the offensive backfield recording 7.5 sacks and 11.5 tackles for loss in the eight games he played. Stephens came onto the scene recording ten sacks (T-8th in the nation) and 13 tackles for loss after only recording 0.5 sacks in 2021. Land and Stephens were also named to the All-SWAC First Team. Land signed with the Dallas Cowboys.

In Patterson's first season, he coached the nation's best defensive player Isaiah Land. Land led the nation in sacks (19.5) and tackles for loss (25.5) as he went on to win the 2021 Buck Buchanan Award and SWAC Defensive Player of the Year. Land also set a Florida A&M single-game record after recording five sacks in a win versus South Carolina State. Land finished the season as an AP All-American, AFCA All-American, FCS Stats Perform All-American, HERO Sports All-American, and BOXTOROW All-American.

Patterson also coached Savion Williams, who finished the season on the All-SWAC 2nd Team after recording 6.5 sacks and 11 tackles for loss.

Patterson comes to Tallahassee following a stint at Fayetteville State, where he served as the defensive coordinator from 2020 to 2021.

Before FSU, Patterson was the defensive coordinator, linebackers coach, and director of recruiting at

Clark-Atlanta University from 2017 to 2020. Under Patterson's guidance in 2018, CAU produced the 2nd ranked defensive unit in the Southern Intercollegiate Athletic Conference (SIAC) and ranked 10th nationally. As the recruiting coordinator, he oversaw CAU's recruiting budget and increased the Panthers' scholarship count.

In 2017, Patterson served as the assistant strength and conditioning coordinator at Alabama State, where he worked directly with men's & women's track & field, men's & women's cross country, men's tennis, women's tennis, men's golf, women's golf and assisted with all other Olympic sports.

From 2014 to 2016, he was co-defensive coordinator, linebackers coach, and director of sports performance at Mississippi Valley State, directing strength and conditioning for all 15 sports.

Before arriving at MVSU, Patterson spent two years on the coaching staff at Jackson State. From 2012 to 2014, he worked as an assistant strength and conditioning coach and defensive analyst for the Tigers.

Patterson was a four-year letterman on the football team at JSU. He earned a B.S. in Therapeutic Recreation/Recreational Therapy.



ANTONIO “AC” CARTER

Offensive Pass Game Coordinator / Wide Receivers | First Season at FAMU

Head Coach Willie Simmons announced the hiring of Tallahassee native Antonio “AC” Carter as the wide receivers coach in March 2023.

a three-year starter and finished with 106 receptions for 1,294 yards and five touchdowns. Carter was also named an All-SEC Freshman in ‘99.

Coach Carter comes to Florida A&M after spending the 2022 season as a wide receivers coach and recruiting coordinator at Miles College after spending years away from football. Carter started his coaching career as a graduate assistant at UTEP from 2005-2007 before returning to his alma mater Alabama as a wide receivers graduate assistant in 2007. Carter got his first full-time coaching position at Appalachian State in 2008 as the wide receivers coach and was a member of the team that upset Michigan in the Big House. After Appalachian State, Carter moved to Eastern Michigan for the 2009 season. Carter also coached the wide receivers at Samford for the 2010 and 2011 season. In 2012, Carter was part of the Indianapolis Colts wide receiver room as an intern working with Colts all-time greats such as Reggie Wayne and T.Y. Hilton.

Carter graduated from the University of Alabama with a Bachelor of Science in Human Environmental Science. Carter is married to Latoye Carter.

Carter has also coached at Amos P. Godby High School, Gadsden County, and Alabama Prep Sports Academy.

Carter played collegiately at the University of Alabama from 1999-2001 before suffering a career-ending injury. Carter was

BERASSA FILE

Hometown: Tallahassee, Fla.
College: Alabama, 2002

Coaching Career

2005-06	UTEP Graduate Asistant
2007	Alabama Graduate Asistant
2008	Appalachian State Wide Receivers
2009	Eastern Michigan Wide Receivers
2010-11	Samford Wide Receivers
2012	Indianapolis Colts Offensive Intern
2022	Miles College Wide Receivers / Recruiting Coordinator
2023-	Florida A&M Offensive Pass Game Coordinator / Wide Receivers



MARCUS WINDHAM

Offensive Run Game Coordinator / Runningbacks | Second Season at FAMU

WINDHAM FILE

Hometown: Macon, Miss.

College: Southwest Baptist, 2009

Coaching Career

2009-12	Southwest Baptist Wide Receivers
2012-13	Colquitt County HS Wide Receivers
2013	Northwest Mississippi CC Wide Receivers / Running Backs
2014	West Georgia Tight Ends
2015-18	Itawamba CC Wide Receivers / Passing Game Coordinator / Recruiting Coordinator
2018	North Carolina Central Wide Receivers
2019-22	Delta State Wide Receivers / Running Backs
2022-	Florida A&M Offensive Run Game Coordinator / Runningbacks

Marcus Windham enters his season season as the running backs coach for Florida A&M, joining the staff in the spring of 2022.

In his first season, the Rattlers rushed for 1,044 yards and ten touchdowns.

Windham makes his way to Tallahassee following a Three-year stint as running backs coach and wide receiver at Delta State (Miss.) and North Carolina Central University.

In his first year at Delta State, Windham coached two of the top running backs in the Gulf South Conference in Rico Owens and Deion Dampier. Delta State's running back tandem of Owens II and Dampier were named to the All-Gulf South Conference Second-Team. Owens rushed for a team-best 627 yards and eight touchdowns, while Dampier totaled 525 yards and a pair of touchdowns. Both running backs ranked in the GSC's top 10 in yards per game, with Owens finishing 2nd and Dampier 10th.

In his three seasons at Itawamba (2015-17) as passing game coordinator, wide receivers coach, and recruiting coordinator, the Indians had one of the most prolific offenses in the Mississippi Association of Community & Junior Colleges, ranking in the top five in total offense in 2015, 2016 and 2017. He was instrumental in helping the Indians achieve a 16-11 record in three seasons, averaging 39.4 points per game during that time.

In 2017, Windham's wide receiver corps was led by Sophomore 2x-All American Terry Williams and sophomore First Team All-State Christian Saulsberry. Williams led the way with 79 receptions for 1,095 with 11 scores, while Saulsberry had 44 catches for 560 yards with three scores. True Freshman Jamel Thomas caught 36 passes for 527 yards and seven scores, while Malik Honeycutt also hauled in 35 receptions for 608 yards and six scores.

Windham's protégé, Terry Williams, arguably went down as the greatest receiver in Itawamba CC history. Williams shattered school records, including career marks for receptions (144), receiving yards (2,000), 100-yard receiving games (7), and 200-yard receiving games (2). Williams also became the first receiver in school history to earn All-American National Junior College Athletic Association honors in back-to-back seasons.

Windham grew up in Macon, Mississippi. Windham earned his bachelor's degree in community recreation from SBU and is currently working toward his master's degree in science.

DAVON MORGAN

Safeties | Second Season at FAMU



MORGAN FILE

Hometown: Richmond, Va.
College: Virginia Tech, 2007

Children: Anniah Morgan

Coaching Career

2012-2015 Henrico High School
Offensive Coordinator / Quarterbacks

2015-2016 Virginia State
Defensive Backs

2018-2019 Virginia University of
Lynchburg
Co-Defensive Coord. / Defensive
Backs / Special Teams Coord.

2019-2021 Alderson Broaddus
University
Defensive Pass Game / Defensive
Backs

2021-2022 Emory & Henry
College
Offensive Pass Game / Wide Receivers

2022- Florida A&M
Safeties

Head Coach Willie Simmons welcomed veteran coach Davon Morgan to Florida A&M in August 2022.

In Morgan’s first season, he worked with the safeties and saw Javan Morgan earn All-SWAC Second Team honors after leading the team with four interceptions (T-15th in the nation). Morgan also finished third on the team with 42 tackles behind linebackers Isaiah Major and Johnny Chaney Jr.

Morgan, who has seven years of coaching experience, played professional football with the New York Jets and Philadelphia Eagles. Coaching started for Morgan in 2015 when he became the Defensive Backs Coach at Virginia State University during the 2015-2016 seasons after being released from the Philadelphia Eagles in 2015. Before that, Morgan made stops at the Virginia University of Lynchburg, where he was the Special Teams Coordinator and Co-Defensive Coordinator. Coach Morgan helped them to four wins after the school had not won a game in 11 years. Fall of 2019, Morgan then went on to become the NFL Liaison for Pro Scouts and was named Defensive Pass Game Coordinator at Alderson Broaddus University. Following the 19-20 season, Coach Morgan transitioned to the offensive side of the ball at

Emory & Henry College, where he coached wide receivers. Morgan comes to Florida A&M with a clear understanding of the offensive side & defensive side of the ball as he joins us from Elizabeth City State, where he was the Defensive Coordinator and Defensive Backs coach.

Morgan has developed NFL defensive backs, including former Clemson Tiger K’Von Wallace and former Notre Dame Jalen Elliott, who were taken in the 2020 NFL draft. Before his time coaching, Coach Morgan owned a company called Wizard Fundamentals, where he did player development to ensure that the youth in the community were getting the proper football fundamentals taught to them.

Following a standout career at Varina H.S. in Richmond, Va, Morgan played collegiately at Virginia Tech (2007). He became a team captain and made ALL-ACC honors as a defensive back. He helped lead the Hokies to 3 Conference Championships and 3 BCS Bowls, becoming the all-time winningest class in Virginia Tech history. Morgan was selected by the New York Jets after the 2011 NFL lockout. After being released due to injury, Morgan played Arena football (2012) before signing back with the Philadelphia Eagles in 2014.

JAMES SPADY

Tight Ends | Sixth Season at FAMU



SPADY FILE

Hometown: San Antonio, Texas
 College: UTEP, 1995
 Birthdate: January 5, 1966
 Wife: Barbara
 Children: Aidine, Jalen, Mason

Coaching Career

1993-95	UTEP Graduate Assistant
1996-99	UTEP Tight Ends
2000-03	UTEP Defensive Line
2004-05	South Carolina State Offensive Line
2006	North Carolina Central Offensive Line
2007-09	Grambling State Offensive Coordinator / Offensive Line
2010-13	Nevada Tight Ends
2014-2017	Alabama A&M Head Coach
2018-	Florida A&M Tight Ends

James Spady joined Willie Simmon’s coaching staff at Florida A&M University in January 2018.

In 2022, Spady worked with a group of tight ends that combined for 29 receptions, 323 yards, and four touchdowns. Kamari Young led the group with 181 yards as Jeremiah Pruitte led with three touchdowns.

In 2021, Spady worked with a group of tight ends that combined for 15 receptions, 183 yards, and five touchdowns. Young led the group with 140 yards and four touchdowns. Spady also coached the special teams unit that produced the nation’s leading punt returner, All-American Jah’Marae Sheread, as he averaged 19.9 yards per return and had the NCAA’s highest punt return game of the season after he had 154 punt return yards versus Mississippi Valley. Spady also worked with kicker and punter Jose Romo-Martinez, who went on to earn All-American honors.

In 2019, Spady continued to improve the kick return game for the Rattlers after improving it from No. 73 in the nation to No. 39 in the nation in his first season, to further improve it to No. 33 in the nation in 2019.

Spady made his most significant impact on the punter, Chris Faddoul, as he ranked No. 1 in the nation in yards per punt (46.8) in ‘18 and No. 2 in the nation in yards per punt (46) in ‘19. Faddoul was named to the 2018 Associated Press All-America Team - First Team and the 2019 Associated Press All-America Team – Second Team.

In Spady’s first season with the Rattlers, he improved the special team in blocked kicks (1 in ‘17 to 5 in ‘18), kickoff returns (19.47 YPR in ‘17 to 21.74 YPR in ‘18), net punting (36.7 in ‘17 to 37.41 in ‘18), and return touchdowns (0 in ‘17 to 1 in ‘18).

Before joining the Florida A&M staff, Spady spent four years as head coach at Alabama A&M University (2014-2017).

He began his coaching career at UTEP as an offensive line graduate assistant. Then, he was hired as a tight ends coach in 1995. In 1999, Spady converted to defensive line coach, returning to coaching tight ends in 2002. He was exposed to the MEAC as he spent two seasons as an offensive line coach at South Carolina State from 2004-2005 and at North Carolina Central in 2006. His SWAC experience came in 2007-2009 as he was offensive coordinator and offensive line coach at Grambling State University. From 2010-2013, he was a tight ends and offensive line coach at the University of Nevada.

Spady graduated from the University of Texas at El Paso (UTEP) in 1995 with a bachelor’s degree in Criminal Justice. As a player, he was 1st Team All-WAC (1987/1988) and earned a spot on the UTEP All-Centennial Team after starting all four years. He went on to a career in the Arena Football League before returning to the coaching ranks.

Spady was born in Biloxi, Mississippi, and lists San Antonio, Texas, as his hometown. Spady is a Phi Beta Sigma Fraternity, Inc. member who resides with his wife, Barbara, in Tallahassee, Florida. They have three children, Aidine, Jalen, and Mason.

COACHING STAFF



LATROY JOHNSON
DIRECTOR OF FOOTBALL
OPERATIONS / CHIEF OF STAFF
Clemson University, 2004
Drexel University, 2015



RAY MATHEWS, JR.
VOLUNTEER FOOTBALL OPERATIONS



LEJOHN HOWARD
OFFENSIVE GRADUATE ASSISTANT



ELIZABETH BAILUM
ASSISTANT ATHLETIC TRAINER



COLE FORNEY
DIRECTOR OF SPORTS PERFORMANCE
NW Missouri State, 2017
Georgia, 2020



DR. GARRISON ROLLE
TEAM DOCTOR

Cole Forney joined the Rattlers as the Director of Sports Performance in October 2020.

Forney comes to Florida A&M after spending two years at the University of Georgia, where he worked on the football strength and conditioning staff. Forney was a part of two SEC East Championships.

Forney played outside linebacker at Northwest Missouri State from 2012 to 2017, where he was a part of three National Championships and won a record-setting 38 consecutive games.


Forney's hometown is Maryville, Missouri. He received his bachelor's in health science from Northwest Missouri State and received his master's in kinesiology from the University of Georgia.



DR. TONY BRYANT
TEAM DOCTOR



DONALD REED
DIRECTOR OF EQUIPMENT OPERATIONS




DR. SUSANNA ZORN
TEAM DOCTOR



DEVIN RISPRESS
DIRECTOR OF RECRUITING



DR. JOHN STREACKER
TEAM DOCTOR



2022 SEASON IN REVIEW

Game Recaps
Final Season Statistics

50-54
55-61

Florida A&M (0-1 , 0-0) -vs- North Carolina (1-0 , 0-0) 08/27/2022 at Chapel Hill, North Carolina (Kenan Stadium)

Date: 08/27/2022
Site: Chapel Hill, North Carolina (Kenan Stadium)
Attendance: 46,130

Score By Quarters	1st	2nd	3rd	4th	Total
FAM	7	7	10	0	24
UNC	14	14	7	21	56

Scoring Summary

Qtr	Time	Scoring Play	FAM	UNC
1st	05:51	UNC - Morales,Kamari 19 yd pass from Maye,Drake (Burnette,Noah kick) 7 plays, 78 yards, TOP 02:21	0	7
1st	03:21	FAM - Davis,AJ 17 yd pass from Moussa,Jeremy (Romo-Martinez,Jose kick) 8 plays, 75 yards, TOP 02:30	7	7
1st	00:29	UNC - Nesbit,Bryson 23 yd pass from Maye,Drake (Burnette,Noah kick) 7 plays, 75 yards, TOP 02:52	7	14
2nd	07:39	UNC - Blackwell,Gavin 4 yd pass from Maye,Drake (Burnette,Noah kick) 12 plays, 83 yards, TOP 05:09	7	21
2nd	02:01	FAM - McCloud,Jaylen 5 yd run (Romo-Martinez,Jose kick), 12 plays, 75 yards, TOP 05:38	14	21
2nd	00:05	UNC - Downs,Josh 2 yd pass from Maye,Drake (Burnette,Noah kick) 5 plays, 21 yards, TOP 00:26	14	28
3rd	12:10	UNC - Hampton,Omarion 1 yd run (Burnette,Noah kick), 7 plays, 65 yards, TOP 02:50	14	35
3rd	07:41	FAM - Romo-Martinez,Jose 35 yd field goal 10 plays, 57 yards, TOP 04:29	17	35
3rd	01:18	FAM - Davis,Trevonte 22 yd pass from Moussa,Jeremy (Romo-Martinez,Jose kick) 5 plays, 60 yards, TOP 02:34	24	35
4th	13:24	UNC - Pettaway,George 29 yd run (Burnette,Noah kick), 8 plays, 77 yards, TOP 02:49	24	42
4th	12:37	UNC - Downs,Josh 27 yd pass from Maye,Drake (Burnette,Noah kick) 1 plays, 27 yards, TOP 00:06	24	49
4th	08:14	UNC - Hampton,Omarion 25 yd run (Burnette,Noah kick), 4 plays, 44 yards, TOP 01:33	24	56

Florida A&M (0-2 , 0-1) -vs- Jackson St. (1-0 , 1-0) 09/04/2022 at Miami Gardens, Florida (Hard Rock Stadium)

Date: 09/04/2022
Site: Miami Gardens, Florida (Hard Rock Stadium)
Attendance: 39,907

Score By Quarters	1st	2nd	3rd	4th	Total
FAM	0	3	0	0	3
JAC	7	17	21	14	59

Scoring Summary

Qtr	Time	Scoring Play	FAM	JAC
1st	08:06	JAC - Hooks,Shane 8 yd pass from Sanders,Shedeur (Mata,Alejandro kick) 12 plays, 69 yards, TOP 05:52	0	7
2nd	11:22	JAC - Daniels,Dallas 8 yd pass from Sanders,Shedeur (Mata,Alejandro kick) 9 plays, 72 yards, TOP 03:50	0	14
2nd	09:28	JAC - Powers,Rico 29 yd pass from Sanders,Shedeur (Mata,Alejandro kick) 2 plays, 40 yards, TOP 00:42	0	21
2nd	01:46	JAC - Mata,Alejandro 36 yd field goal 4 plays, 2 yards, TOP 02:22	0	24
2nd	00:58	FAM - Romo-Martinez,Jose 43 yd field goal 6 plays, 49 yards, TOP 00:48	3	24
3rd	09:44	JAC - Hooks,Shane 10 yd pass from Sanders,Shedeur (Mata,Alejandro kick) 10 plays, 76 yards, TOP 05:10	3	31
3rd	09:18	JAC - Wiggins Jr.,Ke'Vric 35 yd interception (Mata,Alejandro kick)	3	38
3rd	02:02	JAC - Hagler,Hayden 2 yd pass from Sanders,Shedeur (Mata,Alejandro kick) 7 plays, 89 yards, TOP 03:16	3	45
4th	11:23	JAC - Miller,Aubrey 19 yd fumble recovery (Mata,Alejandro kick)	3	52
4th	08:32	JAC - Smith III,Herman 17 yd punt return (Mata,Alejandro kick)	3	59

2022 SEASON REVIEW

Albany St. (GA) (1-1 , 0-0) -vs- Florida A&M (1-2 , 0-1) 09/10/2022 at Tallahassee, Florida (Bragg Memorial)

Date: 09/10/2022
Site: Tallahassee, Florida (Bragg Memorial)
Attendance: 18,870

Score By Quarters	1st	2nd	3rd	4th	Total
ASU	7	0	0	6	13
FAM	0	17	6	0	23

Scoring Summary

Qtr	Time	Scoring Play	ASU	FAM
1st	07:24	ASU - Fulks,Marquis 7 yd run (MASHBURN,ELI kick), 12 plays, 81 yards, TOP 05:53	7	0
2nd	07:10	FAM - Francis,De'Andre 1 yd run (Romo-Martinez,Jose kick), 13 plays, 85 yards, TOP 07:38	7	7
2nd	04:58	FAM - Romo-Martinez,Jose 29 yd field goal 7 plays, 43 yards, TOP 01:37	7	10
2nd	02:06	FAM - Smith,Xavier 8 yd pass from Moussa,Jeremy (Romo-Martinez,Jose kick) 5 plays, 70 yards, TOP 01:09	7	17
3rd	03:40	FAM - Romo-Martinez,Jose 24 yd field goal 14 plays, 73 yards, TOP 08:07	7	20
3rd	01:21	FAM - Romo-Martinez,Jose 31 yd field goal 4 plays, 2 yards, TOP 01:17	7	23
4th	00:20	ASU - Fulks,Marquis 1 yd run (), 5 plays, 45 yards, TOP 02:09	13	23

Alabama A&M (0-4 , 0-1) -vs- Florida A&M (2-2 , 1-1) 09/24/2022 at Tallahassee, Florida (Bragg Memorial)

Date: 09/24/2022
Site: Tallahassee, Florida (Bragg Memorial)
Attendance: 7,595

Score By Quarters	1st	2nd	3rd	4th	Total
AAM	10	9	0	6	25
FAM	0	14	14	10	38

Scoring Summary

Qtr	Time	Scoring Play	AAM	FAM
1st	09:42	AAM - Quarles,Gary 1 yd run (Barbosa,Victor kick), 6 plays, 63 yards, TOP 02:38	7	0
1st	04:38	AAM - Barbosa,Victor 42 yd field goal 11 plays, 33 yards, TOP 04:36	10	0
2nd	14:03	FAM - Jennings,Terrell 1 yd run (Romo-Martinez,Jose kick), 13 plays, 80 yards, TOP 03:46	10	7
2nd	10:20	AAM - 0 yd safety	12	7
2nd	01:26	AAM - Eaglin,Donovan 1 yd run (Barbosa,Victor kick), 5 plays, 70 yards, TOP 01:57	19	7
2nd	00:15	FAM - Smith,Xavier 20 yd pass from Moussa,Jeremy (Romo-Martinez,Jose kick) 6 plays, 67 yards, TOP 01:04	19	14
3rd	08:36	FAM - Smith,Xavier 10 yd pass from Moussa,Jeremy (Romo-Martinez,Jose kick) 9 plays, 60 yards, TOP 04:18	19	21
3rd	04:44	FAM - McCloud,Jaylen 6 yd run (Romo-Martinez,Jose kick), 2 plays, 21 yards, TOP 00:36	19	28
4th	13:54	FAM - Romo-Martinez,Jose 20 yd field goal 12 plays, 91 yards, TOP 03:28	19	31
4th	10:01	FAM - Smith,Xavier 1 yd pass from Moussa,Jeremy (Romo-Martinez,Jose kick) 6 plays, 52 yards, TOP 01:36	19	38
4th	00:34	AAM - Young,Cameron 29 yd pass from Lankford,Xavier () 6 plays, 80 yards, TOP 09:27	25	38

Mississippi Val. (0-5 , 0-2) -vs- Florida A&M (3-2 , 2-1) 10/01/2022 at Tallahassee, Florida (Bragg Memorial)

Date: 10/01/2022
Site: Tallahassee, Florida (Bragg Memorial)
Attendance: 10,699

Score By Quarters	1st	2nd	3rd	4th	Total
MVS	7	0	0	0	7
FAM	7	7	10	10	34

Scoring Summary

Qtr	Time	Scoring Play	MVS	FAM
1st	10:45	FAM - Smith,Xavier 2 yd pass from Moussa,Jeremy (Romo-Martinez,Jose kick) 10 plays, 71 yards, TOP 03:29	0	7
1st	01:24	MVS - Bates,Cobie 83 yd pass from Jones,Jamari (Fernandez,Orlando kick) 2 plays, 92 yards, TOP 00:53	7	7
2nd	07:09	FAM - Jennings,Terrell 1 yd run (Romo-Martinez,Jose kick), 6 plays, 53 yards, TOP 03:14	7	14
3rd	01:29	FAM - McCloud,Jaylen 7 yd run (Romo-Martinez,Jose kick), 2 plays, 37 yards, TOP 00:28	7	21
3rd	00:00	FAM - Romo-Martinez,Jose 24 yd field goal 4 plays, 4 yards, TOP 01:15	7	24
4th	08:22	FAM - Smith,Xavier 9 yd pass from Moussa,Jeremy (Romo-Martinez,Jose kick) 14 plays, 82 yards, TOP 05:51	7	31
4th	03:22	FAM - Romo-Martinez,Jose 37 yd field goal 7 plays, 18 yards, TOP 02:02	7	34

FAMU (4-2 , 2-1) -vs- South Carolina St. (1-4) 10/8/2022 at Orangeburg,SC (O.C. Dawson Stadium)

Date: 10/8/2022
Site: Orangeburg,SC (O.C. Dawson Stadium)
Attendance: 13,595

Score By Quarters	1st	2nd	3rd	4th	Total
FAMU	7	10	3	0	20
BULLDOGS	0	0	0	14	14

Scoring Summary

Qtr	Time	Scoring Play	FAMU	BULLDOGS
1st	12:13	FAMU - Xavier Smith 63 yd pass from Jeremy Moussa (J Romo-Martinez kick) 1 plays, 63 yards, TOP 0:13	7	0
2nd	12:35	FAMU - Jah'Ma. Sheread 35 yd pass from Jeremy Moussa (J Romo-Martinez kick) 13 plays, 86 yards, TOP 5:25	14	0
2nd	02:30	FAMU - J Romo-Martinez 43 yd field goal 10 plays, 54 yards, TOP 3:33	17	0
3rd	10:09	FAMU - J Romo-Martinez 38 yd field goal 4 plays, 7 yards, TOP 1:02	20	0
4th	11:27	BULLDOGS - DAVIS,Shaquan 14 yd pass from FIELDS,Jr.,Core (ZIMMERMAN,Gavyn kick) 7 plays, 36 yards, TOP 2:17	20	7
4th	09:54	BULLDOGS - DAVIS,Shaquan 44 yd pass from FIELDS,Jr.,Core (ZIMMERMAN,Gavyn kick) 1 plays, 44 yards, TOP 0:07	20	14

Florida A&M (5-2 , 3-1) -vs- Grambling State (1-6 , 1-3) 10/15/2022 at Grambling, La. (Eddie Robinson Stad.)

Date: 10/15/2022
Site: Grambling, La. (Eddie Robinson Stad.)
Attendance: 7,195

Score By Quarters	1st	2nd	3rd	4th	Total
FAMU	0	3	14	3	20
GRAM	0	10	0	6	16

Scoring Summary

Qtr	Time	Scoring Play	FAMU	GRAM
2nd	12:33	FAMU - J Romo-Martinez 29 yd field goal 14 plays, 68 yards, TOP 7:35	3	0
2nd	01:02	GRAM - Urban, Garrett 39 yd field goal 8 plays, 73 yards, TOP 1:54	3	3
2nd	00:23	GRAM - Rash, Lyndon 7 yd pass from Calvez, Julian (Urban, Garrett kick) 4 plays, 16 yards, TOP 0:39	3	10
3rd	07:04	FAMU - Jeremi. Pruitte 4 yd pass from Jeremy Moussa (J Romo-Martinez kick) 8 plays, 68 yards, TOP 3:40	10	10
3rd	00:23	FAMU - Jeremy Moussa 2 yd run (J Romo-Martinez kick), 9 plays, 59 yards, TOP 3:54	17	10
4th	05:05	GRAM - Johnson, Donald 80 yd punt return (Urban, Garrett kick failed)	17	16
4th	01:45	FAMU - J Romo-Martinez 34 yd field goal 9 plays, 58 yards, TOP 3:20	20	16

Ark.-Pine Bluff (2-6 , 0-5) -vs- Florida A&M (6-2 , 4-1) 10/29/2022 at Tallahassee, (Bragg Memorial)

Date: 10/29/2022
Site: Tallahassee, (Bragg Memorial)
Attendance: 19,802

Score By Quarters	1st	2nd	3rd	4th	Total
APB	0	0	0	6	6
FAM	0	17	7	3	27

Scoring Summary

Qtr	Time	Scoring Play	APB	FAM
2nd	13:12	FAM - Smith,Xavier 16 yd pass from Moussa,Jeremy (Romo-Martinez,Jose kick) 7 plays, 76 yards, TOP 02:55	0	7
2nd	05:23	FAM - Pruitte,Jeremiah 11 yd pass from Moussa,Jeremy (Romo-Martinez,Jose kick) 12 plays, 95 yards, TOP 05:07	0	14
2nd	00:00	FAM - Romo-Martinez,Jose 20 yd field goal 7 plays, 42 yards, TOP 01:26	0	17
3rd	11:27	FAM - Sheread,Jah'Marae 44 yd pass from Moussa,Jeremy (Romo-Martinez,Jose kick) 8 plays, 65 yards, TOP 03:33	0	24
4th	12:45	APB - Henderson,Jamarian 24 yd interception ()	6	24
4th	04:12	FAM - Romo-Martinez,Jose 47 yd field goal 15 plays, 45 yards, TOP 08:33	6	27

2022 SEASON REVIEW

Southern U. (5-4 , 3-3) -vs- Florida A&M (7-2 , 5-1) 11/05/2022 at Tallahassee, Florida (Bragg Memorial)

Date: 11/05/2022
Site: Tallahassee, Florida (Bragg Memorial)
Attendance: 15,126

Score By Quarters	1st	2nd	3rd	4th	Total
SOU	3	6	7	0	16
FAM	7	10	10	3	30

Scoring Summary

Qtr	Time	Scoring Play	SOU	FAM
1st	11:42	SOU - Griffin,Joshua 23 yd field goal 8 plays, 35 yards, TOP 03:05	3	0
1st	06:31	FAM - Smith,Xavier 9 yd pass from Moussa,Jeremy (Romo-Martinez,Jose kick) 13 plays, 75 yards, TOP 05:11	3	7
2nd	10:01	SOU - Griffin,Joshua 42 yd field goal 11 plays, 55 yards, TOP 05:50	6	7
2nd	07:20	FAM - Davis,A.J. 20 yd pass from Moussa,Jeremy (Romo-Martinez,Jose kick) 2 plays, 20 yards, TOP 00:13	6	14
2nd	05:59	FAM - Romo-Martinez,Jose 43 yd field goal 4 plays, 5 yards, TOP 01:15	6	17
2nd	00:10	SOU - Griffin,Joshua 26 yd field goal 17 plays, 66 yards, TOP 05:49	9	17
3rd	12:23	FAM - Romo-Martinez,Jose 30 yd field goal 7 plays, 58 yards, TOP 02:31	9	20
3rd	09:33	SOU - McCray,Besean 35 yd run (Griffin,Joshua kick), 7 plays, 69 yards, TOP 02:42	16	20
3rd	03:21	FAM - Pruitte,Jeremiah 5 yd pass from Moussa,Jeremy (Romo-Martinez,Jose kick) 13 plays, 75 yards, TOP 06:12	16	27
4th	11:18	FAM - Romo-Martinez,Jose 31 yd field goal 10 plays, 44 yards, TOP 03:42	16	30

Florida A&M (8-2 , 6-1) -vs- Alabama State (6-4 , 4-3) 11/12/2022 at Montgomery, Ala. (ASU Stadium)

Date: 11/12/2022
Site: Montgomery, Ala. (ASU Stadium)
Attendance: 23,687

Score By Quarters	1st	2nd	3rd	4th	Total
FAMU	7	0	2	12	21
ALST	0	7	0	7	14

Scoring Summary

Qtr	Time	Scoring Play	FAMU	ALST
1st	06:33	FAMU - Xavier Smith 8 yd pass from Jeremy Moussa (J Romo-Martinez kick) 13 plays, 90 yards, TOP 5:46	7	0
2nd	02:20	ALST - Kisean Johnson 37 yd pass from Isaiah Scott (Jayden John kick) 10 plays, 76 yards, TOP 4:44	7	7
3rd	07:04	FAMU - Isaiah Land -2 yd safety	9	7
4th	07:46	ALST - Cail Jackson 50 yd blocked punt return (Jayden John kick)	9	14
4th	04:20	FAMU - Jah'Ma. Sheread 17 yd pass from Jeremy Moussa (A.J. Davis pass failed) 9 plays, 59 yards, TOP 3:18	15	14
4th	00:00	FAMU - Kendall Bohler 51 yd blocked field goal return ()	21	14

Florida A&M (9-2 , 7-1) -vs- Bethune-Cookman (2-9 , 2-6) 11/19/2022 at Orlando, Florida (Camping World Stadium)

Date: 11/19/2022

Site: Orlando, Florida (Camping World Stadium)

Attendance: 0

Score By Quarters	1st	2nd	3rd	4th	Total
FAM	13	14	0	14	41
BCU	0	7	7	6	20

Scoring Summary

Qtr	Time	Scoring Play	FAM	BCU
1st	09:57	FAM - McCloud,Jaylen 3 yd run (), 5 plays, 32 yards, TOP 02:44	6	0
1st	05:01	FAM - McCloud,Jaylen 2 yd run (Romo-Martinez,Jose kick), 5 plays, 20 yards, TOP 02:41	13	0
2nd	13:34	BCU - Byrd,Que'Shaun 9 yd run (Moghaddam,Dylan kick), 14 plays, 75 yards, TOP 06:27	13	7
2nd	11:10	FAM - Smith,Xavier 32 yd pass from Moussa,Jeremy (Romo-Martinez,Jose kick) 4 plays, 58 yards, TOP 02:19	20	7
2nd	01:01	FAM - Moussa,Jeremy 24 yd pass from Smith,Xavier (Romo-Martinez,Jose kick) 6 plays, 65 yards, TOP 00:51	27	7
3rd	07:30	BCU - Ellington,Daveno 15 yd pass from Jones,Jalon (Moghaddam,Dylan kick) 11 plays, 85 yards, TOP 06:26	27	14
4th	14:00	BCU - Averett,Kemari 2 yd pass from Jones,Jalon () 11 plays, 87 yards, TOP 05:32	27	20
4th	10:11	FAM - Gross,Koby 18 yd pass from Moussa,Jeremy (Romo-Martinez,Jose kick) 6 plays, 63 yards, TOP 03:35	34	20
4th	05:18	FAM - Jennings,Terrell 7 yd run (Romo-Martinez,Jose kick), 5 plays, 60 yards, TOP 03:14	41	20

2022 Florida A&M Football Overall Statistics (as of Nov 30, 2022)

Team Statistics	FAM	OPP	Conf	Date	Opponent	WL	Score	Record	Time	Attend
SCORING	281	246		08/27/2022	at North Carolina	L	24-56	0-1 , 0-0	03:24	46,130
Points Per Game	25.55	22.36	*	09/04/2022	at Jackson St.	L	3-59	0-2 , 0-1	02:22	39,907
FIRST DOWNS	230	208		09/10/2022	ALBANY ST. (GA)	W	23-13	1-2 , 0-1	03:34	18,870
Rushing	72	83	*	09/24/2022	ALABAMA A&M	W	38-25	2-2 , 1-1	04:57	7,595
Passing	140	97	*	10/01/2022	MISSISSIPPI VAL.	W	34-7	3-2 , 2-1	02:51	10,699
Penalty	18	28		10/8/2022	at South Carolina St.	W	20-14	4-2 , 2-1	3:35	13,595
RUSHING YARDAGE	1042	1405	*	10/15/2022	at Grambling State	W	20-16	5-2 , 3-1	4:06	7,195
Yards gained	1321	1757	*	10/29/2022	ARK.-PINE BLUFF	W	27-6	6-2 , 4-1	04:10	19,802
Yards lost	279	352	*	11/05/2022	SOUTHERN U.	W	30-16	7-2 , 5-1	03:24	15,126
Attempts	345	354	*	11/12/2022	at Alabama State	W	21-14	8-2 , 6-1	3:02	23,687
Avg Per Attempt	3.0	4.0	*	11/19/2022	at Bethune-Cookman	W	41-20	9-2 , 7-1	03:14	0
Avg Per Game	94.7	127.7								
TDs Rushing	10	9								
PASSING YARDAGE	2842	2094								
Att-Comp-Int	411-235-12	352-194-10								
Avg Per Attempt	6.91	5.95								
Avg Per Catch	12.09	10.79								
Avg Per Game	258.36	190.36								
TDs Passing	22	18								
TOTAL OFFENSE	3884	3499								
Total Plays	756	706								
Avg Per Play	5.1	5.0								
Avg Per Game	353.1	318.1								
KICK RETURNS: #-YARDS	28-463	30-570								
PUNT RETURNS: #-YARDS	18-114	19-274								
INT RETURNS: #-YARDS	10-115	12-119								
KICK RETURN AVERAGE	16.54	19.00								
PUNT RETURN AVERAGE	6.33	14.42								
INT RETURN AVERAGE	11.50	9.92								
FUMBLES-LOST	9-6	17-6								
PENALTIES-YARDS	87-775	78-652								
Avg Per Game	70.45	59.27								
PUNTS-YARDS	47-1936	59-2397								
Avg Per Punt	41.19	40.63								
Net Punt Avg	34.51	36.66								
KICKOFFS-YARDS	60-3740	49-2815								
Avg Per Kick	62.33	57.45								
Net Kick Avg	45.83	39.84								
TIME OF POSSESSION	05:31:05	05:23:49								
Per Game	30:06	29:26								
3RD-DOWN CONVERSIONS	64-155	55-149								
3rd-Down Pct	41.29 %	36.91 %								
4TH-DOWN CONVERSIONS	10-16	6-15								
4th-Down Pct	62.50 %	40.00 %								
SACKS BY-YARDS	35-237	21-152								
MISC YARDS	71	0								
TOUCHDOWNS SCORED	33	33								
FIELD GOALS-ATTEMPTS	17-22	6-10								
ON-SIDE KICKS	0-0	1-2								
RED-ZONE SCORES	39-49	22-29								
RED-ZONE TOUCHDOWNS	26-49	17-29								
PAT-ATTEMPTS	30-31	28-30								
ATTENDANCE	72,092	130,514								
Dates-Avg Per Date	5-14,418	6-21,752								
Neutral Site #-Avg	-	0-0								

* = Conference game

Score by Quarters	1st	2nd	3rd	4th	Total
Florida A&M	48	102	76	55	281
Opponents	48	70	42	86	246

2022 Florida A&M Football Overall Statistics (as of Nov 30, 2022)

#	Rushing	GP	ATT	GAIN	LOSS	NET	AVG	TD	LG	AVG/G
25	McCloud, Jaylen	11	98	403	22	381	3.9	5	27	34.64
23	Jennings, Terrell	10	73	326	18	308	4.2	3	29	30.80
1	Davis, A.J.	8	65	285	23	262	4.0	0	17	32.75
32	Francis, De'Andre	4	23	90	10	80	3.5	1	14	20.00
19	Smith, Xavier	11	11	66	10	56	5.1	0	22	5.09
5	Burke, Kareem	4	4	18	2	16	4.0	0	9	4.00
17	McKay, Rasean	2	6	17	2	15	2.5	0	6	7.50
10	Sheread, Jah'Marae	10	4	8	3	5	1.3	0	8	0.50
30	Sigur, Cameron	4	6	7	4	3	0.5	0	5	0.75
6	Sanders II, Christopher	2	1	2	0	2	2.0	0	2	1.00
6	Sanders II, Christopher	2	1	2	0	2	2.0	0	2	1.00
13	Davis, Trevonte	3	1	0	0	0	0.0	0	0	0.00
34	Howard, Jalon	4	1	0	0	0	0.0	0	0	0.00
2	Sapp, Cameron	2	1	0	2	-2	-2.0	0	0	-1.00
11	Jordan, Jacory	2	2	1	16	-15	-7.5	0	1	-7.50
	Team	10	5	0	17	-17	-3.4	0	0	-1.70
8	Moussa, Jeremy	11	44	98	150	-52	-1.2	1	17	-4.73
	Total	11	346	1323	279	1044	3.0	10	29	94.91
	Opponents	11	354	1757	352	1405	4.0	9	64	127.73

#	Passing	GP	Rating	COMP-ATT-INT	PCT	YDS	TD	LG	AVG/G
8	Moussa, Jeremy	11	128.12	226-394-10	57.36 %	2732	21	63	248.36
43	Faddoul, Chris	11	247.00	2-2-0	100.00 %	35	0	25	3.18
2	Sapp, Cameron	2	167.20	3-3-0	100.00 %	24	0	15	12.00
19	Smith, Xavier	11	215.80	1-2-1	50.00 %	24	1	24	2.18
17	McKay, Rasean	2	19.95	2-8-1	25.00 %	19	0	11	9.50
11	Jordan, Jacory	2	167.20	1-1-0	100.00 %	8	0	8	4.00
	Team	10	0.00	0-1-0	0.00 %	0	0	0	0.00
	Total	11	127.09	235-411-12	57.18 %	2842	22	63	258.36
	Opponents	11	116.28	194-352-10	55.11 %	2094	18	83	190.36

#	Receiving	GP	NO	YDS	AVG	TD	LG	AVG/G
19	Smith, Xavier	11	87	1021	11.74	11	63	92.82
10	Sheread, Jah'Marae	11	45	585	13.00	3	44	53.18
85	Manigo, David	11	23	368	16.00	0	32	33.45
83	Oxendine, Darian	10	18	194	10.78	0	32	19.40
81	Young, Kamari	11	14	181	12.93	0	29	16.45
0	Pruitte, Jeremiah	11	12	103	8.58	3	25	9.36
1	Davis, A.J.	8	9	97	10.78	2	23	12.13
13	Davis, Trevonte	3	4	61	15.25	1	22	20.33
25	McCloud, Jaylen	11	6	45	7.50	0	15	4.09
88	Dixon, Nicholas	7	4	44	11.00	0	17	6.29
18	Gross, Koby	6	3	39	13.00	1	18	6.50
23	Jennings, Terrell	10	5	38	7.60	0	18	3.80
8	Moussa, Jeremy	11	1	24	24.00	1	24	2.18
5	Burke, Kareem	4	1	21	21.00	0	21	5.25
6	Sanders II, Christopher	2	2	11	5.50	0	11	5.50
6	Sanders II, Christopher	2	2	11	5.50	0	11	5.50
2	Morgan, Javan	11	1	10	10.00	0	10	0.91
34	Howard, Jalon	4	0	0	NaN	0	0	0.00
38	Martinez, Lawrence	6	0	0	NaN	0	0	0.00
	Total	11	237	2853	12.04	22	63	259.36
	Opponents	11	194	2084	10.74	18	83	189.45

#	Punt Returns	NO	YRDS	AVG	TD	LG
10	Sheread, Jah'Marae	14	106	7.57	0	29
19	Smith, Xavier	4	8	2.00	0	7
	Total	18	114	6.33	0	29
	Opponents	19	274	14.42	3	80

#	Interceptions	NO	YRDS	AVG	TD	LG
2	Morgan, Javan	4	97	24.25	0	35
3	Bohler, Kendall	2	14	7.00	0	14
27	Fagan, Nadarius	1	4	4.00	0	4
6	Williams Jr. , Timothy	1	0	0.00	0	0
11	Bohler, BJ	1	0	0.00	0	0
97	Stephens, Kamari	1	0	0.00	0	0
6	Williams Jr. , Timothy	1	0	0.00	0	0
	Total	11	115	10.45	0	35
	Opponents	12	119	9.92	2	35

#	Kick Returns	NO	YRDS	AVG	TD	LG
19	Smith, Xavier	7	141	20.14	0	28
10	Sheread, Jah'Marae	7	135	19.29	0	29
83	Oxendine, Darian	5	81	16.20	0	24
85	Manigo, David	1	32	32.00	0	32
5	Burke, Kareem	1	21	21.00	0	21
11	Bohler, BJ	1	17	17.00	0	17
81	Young, Kamari	2	14	7.00	0	14
5	Horne, Aric	1	13	13.00	0	13
	Andrepowell jr	1	8	8.00	0	8
7	Griffey, Tevin	1	1	1.00	0	1
98	Mentor, Stanley	1	0	0.00	0	0
	Total	28	463	16.54	0	32
	Opponents	30	570	19.00	0	36

#	Fumble Returns	NO	YRDS	AVG	TD	LG
31	Land, Isaiah	1	4	4.00	0	4
97	Stephens, Kamari	1	0	0.00	0	0
3	Bohler, Kendall	0	0	0	1	0
	Total	2	4	2.00	1	4
	Opponents	2	47	23.50	1	28

2022 Florida A&M Football Overall Statistics (as of Nov 30, 2022)

#	Scoring	TD	FG	PAT					SAF	PTS
				KICK	RUSH	RCV	PASS	DXP		
42	Romo-Martinez, Jose	—	17	30-31	—	—	—	—	—	81
19	Smith, Xavier	11	—	—	—	—	—	—	—	66
25	McCloud, Jaylen	5	—	—	—	—	—	—	—	30
23	Jennings, Terrell	3	—	—	—	—	—	—	—	18
0	Pruitte, Jeremiah	3	—	—	—	—	—	—	—	18
10	Sheread, Jah'Marae	3	—	—	—	—	—	—	—	18
1	Davis, A.J.	2	—	—	—	—	0-1	—	—	12
8	Moussa, Jeremy	2	—	—	—	—	—	—	—	12
3	Bohler, Kendall	1	—	—	—	—	—	—	—	6
13	Davis, Trevonte	1	—	—	—	—	—	—	—	6
32	Francis, De'Andre	1	—	—	—	—	—	—	—	6
18	Gross, Koby	1	—	—	—	—	—	—	—	6
31	Land, Isaiah	—	—	—	—	—	—	—	1	2
15	Frazier, Winsome	—	—	—	—	—	—	—	—	0
Total		33	17	30-31	—	—	0-1	—	1	281
Opponents		33	6	28-30	0-1	—	0-2	—	1	246

#	Total Offense	G	Plays	Rush	Pass	Total	AVG/G
8	Moussa, Jeremy	11	438	-52	2732	2680	243.64
25	McCloud, Jaylen	11	98	381	0	381	34.64
23	Jennings, Terrell	10	73	308	0	308	30.80
1	Davis, A.J.	8	65	262	0	262	32.75
32	Francis, De'Andre	4	23	80	0	80	20.00
19	Smith, Xavier	11	13	56	24	80	7.27
43	Faddoul, Chris	11	2	0	35	35	3.18
17	McKay, Rasean	2	14	15	19	34	17.00
2	Sapp, Cameron	2	4	-2	24	22	11.00
5	Burke, Kareem	4	4	16	0	16	4.00
10	Sheread, Jah'Marae	10	4	5	0	5	0.50
6	Sanders II, Christopher	2	2	4	0	4	2.00
30	Sigur, Cameron	4	6	3	0	3	0.75
11	Jordan, Jacory	2	3	-15	8	-7	-3.50
Team		10	6	-17	0	-17	-1.70
Total		11	755	1044	2842	3886	353.27
Opponents		11	706	1405	2094	3499	318.09

#	Field Goals	FGM-FGA	PCT	I20	20-29	30-39	40-49	50+	LG	BLK
	ROMO-MARTINEZ,JOSE	13-15	86.67 %	0-0	5-5	5-6	3-3	0-1	47	0
42	Romo-Martinez, Jose	4-7	57.14 %	0-0	1-1	2-2	1-4	0-0	43	0
Total		17-22	77.27 %	0-0	6-6	7-8	4-7	0-1	47	0
Opponents		6-10	60.00 %	0-2	0-0	2-4	4-4	0-0	42	2

#	Punting	NO	YDS	AVG	LG	TB	FC	I20	50+	BLK
43	Faddoul, Chris	45	1936	43.02	56	2	13	22	12	1
Team		2	0	0.00	0	0	0	0	0	1
Total		47	1936	41.19	56	2	13	22	12	2
Opponents		58	2327	40.12	54	6	14	17	8	0

FG Sequence	Florida A&M	Opponents
North Carolina	(35)	-
Jackson St.	(43)	(36)
Albany St. (GA)	(29),(24),(31)	-
Alabama A&M	34,(20)	(42)
Mississippi Val.	(24),(37)	-
South Carolina St.	(43),(38)	-
Grambling State	(29),(34)	(39),49,38
Ark.-Pine Bluff	53,(20),(47)	25
Southern U.	(43),(30),(31)	(23),(42),(26)
Alabama State	46,48,43	52
Bethune-Cookman	-	-

#	Kickoffs	NO	YDS	AVG	TB	OB
42	Romo-Martinez, Jose	60	3740	62.3	21	1
Total		60	3740	62.3	21	1
Opponents		49	2815	57.4	20	2

Numbers in (parentheses) indicate field goal was made.

2022 Florida A&M Football Overall Statistics (as of Nov 30, 2022)

#	All Purpose	G	RUSH	RCV	PR	KR	IR	Total	AVG/G
19	Smith, Xavier	11	56	1021	8	141	0	1226	111.45
10	Sheread, Jah'Marae	10	5	585	106	135	0	831	83.10
25	McCloud, Jaylen	11	381	45	0	0	0	426	38.73
85	Manigo, David	11	0	368	0	32	0	400	36.36
1	Davis, A.J.	8	262	97	0	0	0	359	44.88
23	Jennings, Terrell	10	308	38	0	0	0	346	34.60
83	Oxendine, Darian	10	0	194	0	81	0	275	27.50
81	Young, Kamari	11	0	181	0	14	0	195	17.73
2	Morgan, Javan	11	0	10	0	0	97	107	9.73
0	Pruitte, Jeremiah	11	0	103	0	0	0	103	9.36
32	Francis, De'Andre	4	80	0	0	0	0	80	20.00
13	Davis, Trevonte	3	0	61	0	0	0	61	20.33
5	Burke, Kareem	4	16	21	0	21	0	58	14.50
88	Dixon, Nicholas	7	0	44	0	0	0	44	6.29
18	Gross, Koby	6	0	39	0	0	0	39	6.50
6	Sanders II, Christopher	2	4	22	0	0	0	26	13.00
11	Bohler, BJ	10	0	0	0	17	0	17	1.70
17	McKay, Rasean	2	15	0	0	0	0	15	7.50
3	Bohler, Kendall	11	0	0	0	0	14	14	1.27
5	Horne, Aric	4	0	0	0	13	0	13	3.25
	Andrepowell jr	3	0	0	0	8	0	8	2.67
27	Fagan, Nadarius	10	0	0	0	0	4	4	0.40
30	Sigur, Cameron	4	3	0	0	0	0	3	0.75
7	Griffey, Tevin	10	0	0	0	1	0	1	0.10
2	Sapp, Cameron	2	-2	0	0	0	0	-2	-1.00
11	Jordan, Jacory	2	-15	0	0	0	0	-15	-7.50
8	Moussa, Jeremy	11	-52	24	0	0	0	-28	-2.55
	Team	10	-17	0	0	0	0	-17	-1.70
	Total	11	1044	2853	114	463	115	4589	417.18
	Opponents	11	1405	2084	274	570	119	4452	404.73

2022 Florida A&M Football Overall Statistics (as of Nov 30, 2022)


#	Defensive Leaders	GP	Tackles				Sacks NO-YDS	Pass Defense			Fumbles		Blocked	
			Solo	ASST	TOT	TFL-YDS		INT-YDS	BU	QBH	RCV-YDS	FF	KICK	SAF
0	Major, Isaiah	11	50	33	83.0	13.5-56	4.0-31	—	2	3	1-0	—	—	—
28	Chaney Jr., Johnny	11	33	24	57.0	4.0-9	0.5-4	—	—	4	—	—	—	—
2	Morgan, Javan	11	31	11	42.0	1.5-3	—	4-97	4	—	—	—	—	—
6	Williams Jr., Timothy	11	26	13	39.0	—	—	1-0	2	—	—	—	—	—
6	Williams Jr., Timothy	11	26	13	39.0	—	—	1-0	2	—	—	—	—	—
12	Cox, Kortney	11	23	9	32.0	3.5-5	—	—	4	—	—	—	—	—
92	Hunt, Gentle	10	18	12	30.0	4.5-16	1.0-11	—	1	2	1-0	1	1	—
8	Smith, Eric	11	19	11	30.0	3.0-9	—	—	1	—	—	1	1	—
27	Fagan, Nadarius	10	14	14	28.0	1.5-18	1.0-17	1-4	1	2	—	—	—	—
1	Jenkins, Lovie	10	14	11	25.0	0.5-1	—	—	—	—	—	—	—	—
3	Bohler, Kendall	11	17	6	23.0	1.0-3	—	2-14	3	—	—	—	1	—
31	Land, Isaiah	8	17	6	23.0	11.5-48	7.5-43	—	2	8	1-4	1	—	1
4	King, Kym'Mani	8	16	5	21.0	2.5-8	—	—	1	—	—	1	—	—
98	Mentor, Stanley	11	7	14	21.0	4.5-7	1.5-3	—	—	1	—	—	—	—
97	Stephens, Kamari	11	15	5	20.0	13.0-85	10.0-77	1-0	1	1	1-0	4	—	—
11	Bohler, BJ	10	14	5	19.0	—	—	1-0	6	—	—	—	—	—
40	Jones, Dre	11	11	6	17.0	5.5-30	4.0-28	—	1	2	—	1	—	—
28	Chaney Jr., Johnny	3	12	4	16.0	2.0-6	0.5-4	—	—	2	—	—	—	—
53	Jr, Anthony dunn	6	12	2	14.0	5.5-20	4.0-17	—	1	1	1-0	1	—	—
96	Dunn Jr., Anthony	5	10	2	12.0	5.5-20	4.0-17	—	1	1	1-0	1	—	—
99	Ash, James	9	4	6	10.0	1.5-2	—	—	—	—	—	—	—	—
15	Frazier, Winsome	8	7	3	10.0	—	—	—	1	—	—	2	—	—
7	Griffey, Tevin	10	5	5	10.0	0.5-0	—	—	—	—	—	—	—	—
4	King, Kym'Mani	3	6	1	7.0	1.0-7	—	—	—	—	—	—	—	—
93	Hall, Donald	10	2	4	6.0	1.5-7	0.5-4	—	—	1	—	—	—	—
90	Summers, Richard	10	2	4	6.0	1.0-0	—	—	—	—	—	—	—	—
52	Watson II, Michael	8	3	3	6.0	—	—	—	—	—	—	—	—	—
36	Powell Jr., Andre	5	3	2	5.0	—	—	—	—	—	—	—	—	—
54	Smith, Devin	2	1	4	5.0	—	—	—	—	—	—	—	—	—
TM	Team	10	5	—	5.0	1.0-3	—	—	—	—	—	—	—	—
95	Bangura, Abu	9	1	3	4.0	0.5-0	—	—	—	—	—	—	—	—
1	Davis, A.J.	8	2	2	4.0	—	—	—	—	—	—	—	—	—
45	Jenkins, Nay'Ron	6	3	1	4.0	—	—	—	—	—	—	—	—	—
14	Butler, Traquan	10	2	1	3.0	—	—	—	—	—	—	—	—	—
57	Cooks, Justin	8	2	1	3.0	—	—	—	—	—	—	—	—	—
5	Horne, Aric	4	3	—	3.0	—	—	—	—	—	—	—	—	—
21	Mullins, Lamar	4	2	1	3.0	0.5-1	—	—	—	—	—	—	—	—
0	Pruitte, Jeremiah	10	3	—	3.0	—	—	—	—	—	—	—	—	—
16	Glanton, Robert	4	1	1	2.0	—	—	—	—	—	—	—	—	—
24	Onwuzo, Ben	3	—	2	2.0	—	—	—	—	—	—	—	—	—
42	Romo-Martinez, Jose	11	1	1	2.0	—	—	—	—	—	—	—	—	—
89	Shelton, Cam	3	—	2	2.0	—	—	—	—	—	—	—	—	—
54	Turner, Bryce	2	1	1	2.0	0.5-0	—	—	—	—	—	—	—	—
36	Andrepowell jr	3	—	1	1.0	—	—	—	—	—	—	—	—	—
34	Clark, Deondri	1	1	—	1.0	1.0-2	1.0-2	—	—	—	—	—	—	—
26	Clark, Lamar	7	—	1	1.0	—	—	—	—	—	—	—	—	—
76	Covin, Cameron	10	1	—	1.0	—	—	—	—	—	—	—	—	—
94	Gilley, Jolan	2	1	—	1.0	—	—	—	—	—	—	—	—	—
52	Ii, Mich watson	2	1	—	1.0	—	—	—	—	—	—	—	—	—
85	Manigo, David	11	1	—	1.0	—	—	—	—	—	—	—	—	—
38	Martinez, Lawrence	7	1	—	1.0	1.0-4	—	—	—	—	—	—	—	—
10	Sheread, Jah'Marae	11	1	—	1.0	—	—	—	—	—	—	—	—	—
19	Smith, Xavier	11	1	—	1.0	—	—	—	—	—	—	—	—	—
81	Young, Kamari	11	1	—	1.0	—	—	—	—	—	—	—	—	—
13	Davis, Trevonte	3	—	—	—	—	—	—	—	—	—	—	—	—
32	Francis, De'Andre	3	—	—	—	—	—	—	—	—	—	—	—	—
18	Gross, Koby	6	—	—	—	—	—	—	—	—	—	—	—	—
23	Jennings, Terrell	10	—	—	—	—	—	—	—	—	—	—	—	—
25	McCloud, Jaylen	11	—	—	—	—	—	—	—	—	—	—	—	—
8	Moussa, Jeremy	11	—	—	—	—	—	—	—	—	—	—	—	—
	Total	11	453	256	709.0	93.0-370	39.5-258	11-115	34	28	6-4	13	3	1

NCAA Statistics

Florida A&M - 2022-23 Football Ranking Summary thru games 01/08/2023

Statistic	National Rank	Conference Rank	Value	National Leader	Value	Conference Leader	Value
3rd Down Conversion Pct (123 ranked)	47	2	0.413	N.C. Central	0.558	Southern U.	0.441
3rd Down Conversion Pct Defense (123 ranked)	37	6	0.369	Jackson St.	0.259	Jackson St.	0.259
4th Down Conversion Pct (122 ranked)	13	1	0.625	Mercer	0.850	Florida A&M	0.625
4th Down Conversion Pct Defense (123 ranked)	25	6	0.375	Columbia	0.200	Alabama St.	0.300
Blocked Kicks (75 ranked)	30	4	3	Furman	10	Alabama St.	5
Blocked Kicks Allowed (122 ranked)	70	4	3	18 teams tied	0	Mississippi Val.	1
Blocked Punts (30 ranked)				Holy Cross Morehead St.	6	Prairie View	2
Blocked Punts Allowed (123 ranked)	91	12	2	49 teams tied	0	Grambling Mississippi Val.	0
Completion Percentage (123 ranked)	73	4	0.572	Samford	0.746	Jackson St.	0.693
Defensive TDs (60 ranked)	60	9	1	Morgan St. Southern U.	7	Southern U.	7
Fewest Penalties (122 ranked)	104	6	87	Chattanooga	39	Ark.-Pine Bluff	41
Fewest Penalties Per Game (123 ranked)	108	6	7.91	Chattanooga	3.55	Ark.-Pine Bluff	3.73
Fewest Penalty Yards (123 ranked)	105	6	770	Western Ill.	349	Alcorn	493
Fewest Penalty Yards Per Game (123 ranked)	106	6	70.00	Western Ill.	31.73	Alcorn	44.82
First Downs Defense (123 ranked)	28	4	208	Sam Houston	165	Jackson St.	183
First Downs Offense (123 ranked)	44	2	230	UIW	374	Jackson St.	311
Fumbles Lost (121 ranked)	42	2	6	Dayton Holy Cross	1	Ark.-Pine Bluff	5
Fumbles Recovered (122 ranked)	75	10	6	Jacksonville St. Montana St. William & Mary	15	Jackson St.	14
Kickoff Return Defense (123 ranked)	45	5	19.00	Abilene Christian	11.73	Alcorn	13.68
Kickoff Returns (123 ranked)	109	11	16.54	Weber St.	31.92	Mississippi Val.	21.77
Net Punting (123 ranked)	69	5	35.26	Southern Utah	41.77	Mississippi Val.	36.97
Passes Had Intercepted (122 ranked)	85	8	12	Youngstown St.	3	Texas Southern	6
Passes Intercepted (122 ranked)	54	5	10	South Dakota St. Furman	18	Texas Southern	16
Passing Offense (123 ranked)	28	2	258.6	Fordham	413.8	Jackson St.	297.7
Passing Yards Allowed (123 ranked)	21	4	190.4	Jackson St.	135.4	Jackson St.	135.4
Passing Yards per Completion (123 ranked)	60	6	12.11	Davidson	16.64	Southern U.	13.93
Punt Return Defense (123 ranked)	110	10	13.28	Hampton	-1.67	Prairie View	2.41
Punt Returns (123 ranked)	73	7	6.33	SFA	30.56	Alabama St.	17.50
Red Zone Defense (123 ranked)	26	5	0.759	N.C. Central	0.658	Texas Southern	0.676
Red Zone Offense (123 ranked)	72	6	0.780	Butler	0.973	Prairie View	0.889
Rushing Defense (123 ranked)	28	4	127.9	South Dakota St.	88.1	Southern U.	111.4
Rushing Offense (123 ranked)	111	12	94.7	Davidson	331.5	Prairie View	230.4
Sacks Allowed (123 ranked)	54	3	1.91	Butler	0.64	Prairie View	1.27
Scoring Defense (123 ranked)	33	4	22.9	Princeton	13.5	Jackson St.	13.5
Scoring Offense (123 ranked)	65	4	25.5	UIW	51.5	Jackson St.	37.7
Tackles for Loss Allowed (123 ranked)	78	5	6.55	Southeast Mo. St.	3.75	Jackson St.	5.23
Team Passing Efficiency (123 ranked)	72	5	127.15	UIW	193.62	Jackson St.	157.16
Team Passing Efficiency Defense (123 ranked)	14	3	116.28	Jackson St.	86.75	Jackson St.	86.75
Team Sacks (123 ranked)	7	4	3.09	Jackson St.	3.69	Jackson St.	3.69
Team Tackles for Loss (123 ranked)	9	3	7.7	UIW	9.2	Southern U.	8.7
Time of Possession (123 ranked)	53	6	30:06	The Citadel	36:24	Alabama A&M	33:24
Total Defense (123 ranked)	9	3	318.3	Jackson St.	252.4	Jackson St.	252.4
Total Offense (123 ranked)	75	6	353.4	Fordham	608.9	Jackson St.	445.9
Turnover Margin (123 ranked)	72	8	-0.18	Princeton	1.60	Texas Southern	0.55
Turnovers Gained (123 ranked)	67	9	16	Furman	29	Jackson St.	26
Turnovers Lost (123 ranked)	59	5	18	Holy Cross	6	Mississippi Val.	15
Winning Percentage (122 ranked)	10	2	0.818	South Dakota St.	0.933	Jackson St.	0.923

Statistic	Player	National Rank	Conference Rank	Value	National Leader	Value	Conference Leader	Value
All Purpose (196 ranked)	Xavier Smith Jah'Marae Shread	40 152	2 10	111.73 75.55	Dylan Laube, New Hampshire	194.33	Jarveon Howard, Alcorn	119.27
Blocked Kicks (12 ranked)					Jack Barton, Furman Devin Haskins, Holy Cross Jihad McCall, Morehead St.	4 4 4		
Combined Kick Returns (200 ranked)	Jah'Marae Shread Xavier Smith	119 170	13 22	241 149	Anthony Frederick, Bryant	901	Chaunzavia Lewis, Texas Southern	795
Completion Percentage (103 ranked)	Jeremy Moussa	75	8	0.574	Michael Hiers, Samford	0.766	Shedeur Sanders, Jackson St.	0.705
Completions Per Game (148 ranked)	Jeremy Moussa Chris Faddoul	22 140	2 17	20.55 0.18	Reece Udinski, Richmond	29.08	Shedeur Sanders, Jackson St.	26.46
Field Goal Percentage (86 ranked)	Jose Romo-Martinez	26	3	0.773	Ethan Gettman, Bryant	0.933	Alejandro Mata, Jackson St.	0.923
Field Goals Per Game (127 ranked)	Jose Romo-Martinez	5	1	1.55	Seth Morgan, Sam Houston	1.88	Jose Romo-Martinez, Florida A&M	1.55
Forced Fumbles (20 ranked)	Kamari Stephens	4	2	0.36	Elijah Anderson-Taylor, Northern Colo.	0.45	Aubrey Miller Jr., Jackson St.	0.38
Fumbles Recovered (14 ranked)					Kam Brinson, Furman	4	12 players tied	2
Interceptions Per Game (133 ranked)	Javan Morgan Kendall Bohler	19 133	2 16	0.4 0.2	Rassie Littlejohn, Stetson	0.7	Isaiah Hamilton, Texas Southern	0.5
Kickoff Return TDs (9 ranked)					Abraham Williams, Weber St.	4	Darnell Deas, Bethune-Cookman	2
Kickoff Returns (84 ranked)					Abraham Williams, Weber St.	37.4	Darnell Deas, Bethune-Cookman	26.6
Passes Defended (47 ranked)					Alijah Huzzie, ETSU	1.9	Jamias Presley, Prairie View	1.1
Passing Efficiency (103 ranked)	Jeremy Moussa	67	5	128.2	Lindsey Scott, UIW	197.7	Shedeur Sanders, Jackson St.	159.8
Passing TDs (137 ranked)	Jeremy Moussa	18	2	21	Lindsey Scott, UIW	60	Shedeur Sanders, Jackson St.	40
Passing Yards (149 ranked)	Jeremy Moussa Chris Faddoul	22 148	2 19	2,735 35	Tim DeMorat, Fordham	4,891	Shedeur Sanders, Jackson St.	3,758
Passing Yards Per Game (149 ranked)	Jeremy Moussa Chris Faddoul	21 148	2 20	248.6 3.2	Tim DeMorat, Fordham	407.6	Shedeur Sanders, Jackson St.	289.1
Passing Yards per Completion (103 ranked)	Jeremy Moussa	56	5	12.10	Xavier Shepherd, Kennesaw St.	16.62	Besean McCray, Southern U.	13.36
Points Responsible For (192 ranked)	Jeremy Moussa Jose Romo-Martinez Xavier Smith	35 137 164	3 9 11	138 81 72	Lindsey Scott, UIW	432	Shedeur Sanders, Jackson St.	282
Points Responsible For Per Game (149 ranked)	Jeremy Moussa Jose Romo-Martinez	39 129	3 8	12.5 7.4	Lindsey Scott, UIW	30.9	Shedeur Sanders, Jackson St.	21.7
Punt Return TDs (6 ranked)					5 players tied	2	5 players tied	1
Punt Returns (41 ranked)	Jah'Marae Shread	23	4	7.6	Taco Dowler, Montana St.	18.0	Chaunzavia Lewis, Texas Southern	16.4
Punting (85 ranked)	Chris Faddoul	11	1	43.3	Jake Gerardi, Southern Utah	48.0	Chris Faddoul, Florida A&M	43.3
Receiving TDs (132 ranked)	Xavier Smith	10	1	11	Darion Chafin, UIW	18	Xavier Smith, Florida A&M	11
Receiving Yards (150 ranked)	Xavier Smith Jah'Marae Shread	15 114	1 4	1,024 585	Fotis Kokosioulis, Fordham	1,312	Xavier Smith, Florida A&M	1,024
Receiving Yards Per Game (200 ranked)	Xavier Smith Jah'Marae Shread	10 114	1 6	93.1 53.2	Joshua Tomas, Georgetown	111.9	Xavier Smith, Florida A&M	93.1
Receptions Per Game (192 ranked)	Xavier Smith Jah'Marae Shread	3 102	1 4	7.9 4.1	Joshua Tomas, Georgetown	9.1	Xavier Smith, Florida A&M	7.9
Rush Yards Per Carry (130 ranked)					Jaden Shirden, Monmouth	8.36	Ahmad Antoine, Prairie View	5.74
Rushing TDs (119 ranked)	Jaylen McCloud	119	13	5	Geno Hess, Southeast Mo. St.	21	Kayvon Britten, Ark.-Pine Bluff	16
Rushing Yards (199 ranked)					Jaden Shirden, Monmouth	1,722	Jarveon Howard, Alcorn	1,273
Rushing Yards Per Game (200 ranked)					Jaden Shirden, Monmouth	156.5	Jarveon Howard, Alcorn	115.7
Sacks (190 ranked)	Kamari Stephens Dre Jones Isaiah Major	12 149 149	3 25 25	0.82 0.36 0.36	Zeke Vandenburg, Illinois St.	1.40	Ronnie Thomas, Mississippi Val.	0.95
Scoring (193 ranked)	Jose Romo-Martinez Xavier Smith	49 95	3 6	7.4 6.0	Geno Hess, Southeast Mo. St.	11.5	Kayvon Britten, Ark.-Pine Bluff	8.7
Solo Tackles (34 ranked)					Brent Jackson, Bucknell	7.1	Lewis Matthews, Grambling	5.5
Tackles For Loss (74 ranked)	Isaiah Major Kamari Stephens	31 60	4 11	1.2 1.1	Zeke Vandenburg, Illinois St.	2.1	Zareon Hayes, Alabama A&M	1.7
Total Offense (198 ranked)	Jeremy Moussa	39	3	243.9	Tim DeMorat, Fordham	411.6	Shedeur Sanders, Jackson St.	302.5
Total Points Scored (0 ranked)								
Total Tackles (200 ranked)	Isaiah Major	92	6	7.5	Colton Adams, Alabama St.	11.6	Colton Adams, Alabama St.	11.6
Total Touchdowns (138 ranked)	Xavier Smith	51	4	11	Geno Hess, Southeast Mo. St.	23	Kayvon Britten, Ark.-Pine Bluff	16
Yards per Pass Attempt (103 ranked)	Jeremy Moussa	72	8	6.94	Lindsey Scott, UIW	10.32	Besean McCray, Southern U.	7.84
Yards per Reception (198 ranked)	David Manigo Jah'Marae Shread	58 162	4 9	16.00 13.00	Shaquan DAVIS, South Carolina St.	22.58	Kisean Johnson, Alabama St.	17.10



HISTORY & RECORDS

Individual Records	63-64
Team Records	65
Postseason Records	66
Annual Leaders	67-72
Miscellaneous	73
Last Time It Happened	74-75
All-Time Series	76-77
Year-by-Year Results	78-82
Head Coaches	83

RUSHING

- Attempts (Game)
 - 53 - Kwame Vidal, vs. Tennessee State (1995).
- Attempts (Season)
 - 283 - Kwame Vidal (1995)
- Attempts (Career)
 - 614 - Rashard Pompey (2002-2005)
- Yards (Game)
 - 295 - Willie Galimore, vs. Maryland State (1955)
- Yards (Season)
 - 1,284 - Kwame Vidal (1995)
- Yardage (Career)
 - 3,592 - Willie Galimore (1953-56)
- Per Carry Average - Min. 50 carries (Season)
 - 12.5 - Al Frazier (1955)
- Per Carry Average (Career)
 - 11.0 - Al Frazier (1955-56)
- Most Touchdowns (Game)
 - 5 - Lavante Page vs. Southern (9-24-11)
 - 4 - Willie Galimore, vs Tennessee State (1956)
 - 4 - Chuck Duffey, vs. Tuskegee(1991)
 - 4 - Otemann Sampson vs. Tuskegee (1996)
- Most Touchdowns (Season)
 - 15 - Willie Galimore (1956)
 - 15 - James Rackley (1971)
 - 15 - Kwame Vidal (1995)
 - 13 - Lavante Page (2011)
- Longest Play (Game)
 - 98 - Willie Galimore vs. Allen (1956)
 - 94 - Philip Sylvester vs. Howard (2007)

OPPONENT

- Attempts (Game)
 - 38 - Anthony Charles, Tennessee State (2003)
- Opponent Yards (Game)
 - 236 - Maurice Hicks, North Carolina A&T State (2000)
- Touchdowns (Game)
 - 4 - Charles Bostick, Georgia Southern, 1991
 - 4 - Melvin Williams, Southern (1995)
 - 4 - Alonzo Coleman, Hampton (2006)
 - 4 - Vashon Winton, Delaware State (2008)
- Longest Play (Game)
 - 80 - Alfred Haywood, Bethune-Cookman (1969)

PASSING

- Attempts (Game)
 - 65 - Quinn Gray vs. North Carolina A&T State (2001)
- Attempts (Season)
 - 435 - Patrick Bonner (1998)
- Attempts (Career)
 - 1,187 - Ryan Stanley (2016-2019)
- Completions (Game)
 - 37 - Patrick Bonner vs Howard, 1998
 - 34 - Damien Fleming vs. South Carolina State (2011)
- Completions (Season)
 - 271 - Patrick Bonner (1998)
- Completions (Career)
 - 636 - Ryan Stanley (2016-2019)
- Consecutive Completions (Game)
 - 12 - Damien Fleming vs. South Carolina State (2012)
 - 11 - Casey Printers, vs Morris Brown (2002)
 - 11 - Eddie Battle, vs South Carolina State (2008)
- Yards (Game)
 - 502 - Patrick Bonner vs. Howard (1998)
- Yards (Season)
 - 3,575 - Patrick Bonner (1998)
- Yards (Career)
 - 8,424 - Ryan Stanley (2016-2019)
- Completion Percentage (Game)
 - 85.7 - (30-of-35), Patrick Bonner vs. Jackson State (1998)**
 - 85.0 - (34-of-40), Damien Fleming vs. South Carolina State (2011)
- Completion Percentage (Season)
 - 63.6 - Ben Dougherty (234-of-368) (2003)

- Longest Pass (Game)
 - 99 - Tony Ezell to Tyrone Davis vs. Bethune-Cookman (1991)
- Most TD Passes (Game)
 - 7 - Patrick Bonner vs. Howard (1998)
- Most TD Passes (Season)
 - 38 - Patrick Bonner (1998)
- Most TD Passes (Career)
 - 67 - Ryan Stanley (2016-2019)
- Most Interceptions (Game)
 - 7 - Oteman Sampson vs. Jackson State (1996)
- Most Interceptions (Season)
 - 16 - Oteman Sampson (1996)
- Most Interceptions (Career)
 - 49 - Tony Ezell (1998-2001)
- ** NCAA Single-Game Record

OPPONENT

- Attempts (Game)
 - 58 - Ted White, Howard (1998)
- Completions (Game)
 - 36 - Ted White, Howard (1998)
- Yards (Game)
 - 561 - Ted White, Howard (1998)
- Touchdown Passes (Game)
 - 5 - Shedeur Sanders, Jackson State (2022)
 - 5 - Drake Maye, North Carolina (2022)
 - 5 - Ted White, Howard (1998)

RECEIVING

- Most Receptions (Game)
 - 16 - Jacquay Nunnally vs. Southern (2000)
 - 16 - Charlie Allen vs. Norfolk State (2002)
- Most Receptions (Season)
 - 96 - Jacquay Nunnally (2000)
- Most Receptions (Career)
 - 318 - Jacquay Nunnally (1997-2000)
 - 280 - Xavier Smith (2018-2022)
- Most Yards (Game)
 - 289 - Jacquay Nunnally vs. North Carolina A&T State (1997)
- Most Yards (Season)
 - 1,316 - Jacquay Nunnally (1998)
- Most Yards (Career)
 - 4,245 - Jacquay Nunnally (1997-2000)
- Most Touchdowns (Game)
 - 4 - Xavier Smith vs. Delaware State (2019)
- Most Touchdowns (Season)
 - 15 - Tariq Qaiyim (1998)
- Most Touchdowns (Career)
 - 38 - Jacquay Nunnally (1997-2000)
- Longest Touchdown Reception (Game)
 - 99 yards - Tyrone Davis from T. Ezell vs. Bethune-Cookman (1991)
- Most 100-yard games (Season)
 - 9 - Jacquay Nunnally (1998)

OPPONENT

- Most Receptions (Game)
 - 15 - Fred Bailey, Southern (1994)
- Most Yards (Game)
 - 242 - Golden Tate, Tennessee State (1983)

SPECIAL TEAMS

- Most Field Goals (Game)
 - 5 - Juan Vasquez vs. Morgan State (2000)
- Most Field Goals Made (Season)
 - 17 - Juan Toro (1997)
 - 17 - Jose Romo-Martinez (2021, 2022)
- Most Field Goals Attempted (Season)
 - 27 - Greg Coleman (1975)
- Most Field Goals Attempted (Career)
 - 56 - Jimmy Vertuno (1987-1990)
- Most PATs (Game)
 - 11 - Juan Toro vs. Morgan State (1996)

- Most PATs Made (Season)
 - 61 - Juan Toro (1998)
- Most PATs Made (Career)
 - 155 - Juan Toro (1995-1998)
- Most PATs Attempted (Career)
 - 172 - Juan Toro (1995-1998)
- Most Field Goals Made (Career)
 - 66 - Juan Vasquez (2000-2003)
- Most Two-Point Conversions - Rushing (Season)
 - 6 - Ernie Hart (1964)
- Most Two-Point Conversions - Passing (Season)
 - 7 - Ken Riley (1967)
- Longest Kickoff Return (Game)
 - 99 yards - David Lucas vs. North Carolina A&T State (1991)
 - 99 yards - LeRoy Vann vs. Alabama State (2008)
- Longest Punt Return (Game)
 - 95 yards - Leroy Hardee vs. South Carolina State (1958)
 - 95 yards - LeRoy Vann vs. Winston-Salem State (2009)
- Longest Field Goal (Game)
 - 53 yards - Chase Varnadore vs. Morgan State (2014)
- Longest PAT Kick (Game)
 - 40 yards - Herb Reinhard vs. Howard (1977)
- Total Points Kicking (Career)
 - 290 - Juan Toro (1995-1998)
- Best PAT Conversion (Season)
 - 100% - Maurice Freeman (40-of-40) (1983)
- Best Field Goal Percentage (Season)
 - 94.7% - Juan Toro (18-of-19) (1998)
- Best Field Goal Percentage (Career)
 - 83.3% - Juan Toro (45-of-54) (1995-1998)

PUNTING

- Most Attempts (Game)
 - 11 - Chris Faddoul vs. Central Florida (2019)
- Most Attempts (Season)
 - 71 - Darrin Ford (1995)
- Most Yards Kicked (Game)
 - 533 - Chris Faddoul vs. Central Florida (2019)
- Most Yards Kicked (Season)
 - 2,812 - Vaughn Wilson (1987)
- Longest Punt (Game)
 - 89 - Tyrone Williams vs. Tampa (1972)
- Highest Punting Average (Game)
 - 56.5 - Wesley Taylor vs. Hampton (2005)
- Highest Punting Average (Season)
 - 45.9 - Wesley Taylor (2005)
- Longest Punt Return (Game)
 - 95 yards - Leroy Hardee vs. South Carolina State (1958)
 - 95 yards - LeRoy Vann vs. Winston-Salem State (2009)
- Best Return Return Yards - Average (Season)
 - 19.9 - Jah' Marae Sheread (2021)*
- Most Touchdowns - Punt Returns (Season)
 - 5 - LeRoy Vann (2009)*
 - 4 - Howard Huckaby (1988)
 - 3 - LeRoy Vann (2008)
- Most Returns (Season)
 - 34 - Sammy Knight (1978)
- Most Return Yards (Season)
 - 569 - LeRoy Vann (2009)
- Best Kick Return Yards - Average (Season)
 - 19.6 - LeRoy Vann (2009)
- Most Touchdowns (Career)
 - 8 - LeRoy Vann (2006-2009)
 - 4 - Howard Huckaby (1986-1989)
- * -NCAA Division I-AA Single-Season Mark

OPPONENT

- Longest Punt Returns (Game)
 - 83 yards - Nolan Smith, Tennessee State (1963)

/// FLORIDA A&M INDIVIDUAL RECORDS ///

KICKOFF RETURNS

- Longest Kickoff Return (Game)
 - 99 yards - LeRoy Vann vs. Alabama State (2008);
 - 99 yards - David Lucas, vs. North Carolina A&T State (1991)
- Most Kickoff Return for Touchdown (Season)
 - 3 - David Lucas (1991)
 - 3 - LeRoy Vann (2008)
- Most Kickoff Returns for Touchdown (Game)
 - 2 - David Lucas vs. North Carolina A&T State (1991)
- Most Kickoff Returns for Touchdown (Career)
 - 3 - Davis Lucas vs. North Carolina A&T State (1991)
- Most Kickoff Return Yards (Season)
 - 1,121 - LeRoy Vann (2008)
- Most Kickoff Returns (Season)
 - 40 - LeRoy Vann (2009)
 - 38 - LeRoy Vann (2008)
- Best Return Average (Season)
 - 32.4 - Undre Williams (1996)
 - 29.5 - LeRoy Vann (2008)

OPPONENT

- Longest Kickoff Return (Game)
 - 100 yards - Johnny Flakes, Tuskegee (1977)
- Longest Missed Field Goal Return (Game)
 - 100 yards - Rashean Mathis, Bethune-Cookman (2000)

POINTS

- Most Points (Game)
 - 30 - Lavante Page vs. Southern (2011)
 - 24 - Willie Galimore vs. Tennessee State (1956)
 - 24 - Chuck Duffey vs. Tuskegee (1991)
 - 24 - Oteman Sampson vs. Tuskegee (1996)
 - 24 - Jah' Marae Sheread at Mississippi Valley State (2021)
 - 24 - Xavier Smith (2019)
- Most Points (Season)
 - 118 - Al Frazier (1956)

SCORING

- Most Touchdowns (Season)
 - 16 - Willie Galimore (1956)
 - 16 - Al Frazier (1956)
 - 16 - Antoine Flowers (1996)
- Most Touchdowns (Career)
 - 38 - Jacquay Nunnally (1997-2000)
- Most Points (Career)
 - 290 - Juan Toro (1995-1998)

TACKLES

- Most Solo Tackles (Season)
 - 103 - Earl Holmes (1995)
- Most Solo Tackles (Career)
 - 309 - Earl Holmes (1992-1995)
- Most Assisted Tackles (Season)
 - 76 - Frankie Poole (1974)
- Most Assisted Tackles (Career)
 - 200 - Earl Holmes (1992-1995)
- Most Total Tackles (Season)
 - 171 - Earl Holmes (1995)
- Most Total Tackles (Career)
 - 509 - Earl Holmes (1992-1995)
- Most Quarterback Sacks (Game)
 - 5 - Isaiah Land vs. South Carolina State (2021)
- Most Quarterback Sacks (Season)
 - 20 - Alonzo Johnson (1982)
 - 19 - Isaiah Land (2021)
- Most Quarterback Sacks (Career)
 - 55 - R. C. Eason (1980-1983)

INTERCEPTIONS

- Most Interceptions (Game)
 - 4 - Dorsey Hutchinson vs. Grambling State (1978)
 - 4 - William Carroll vs. Tennessee State (1991)

- Most Interceptions (Season)
 - 9 - Don Jefferson (1984)
 - 9 - William Carroll (1990)
- Longest Return (Game)
 - 100 yards - Orlando McKinley vs. Delaware State (2016)
- Most TDs on Interception Returns (Season)
 - 2 - Troy Hart (2000)

OPPONENTS

- Longest Return (Game)
 - 78 yards - Jermaine Derricott, South Carolina State (1994)

PENALTIES

- Most Times Penalized (Game)
 - 21 - vs. Morgan State (2010)
 - 20 - vs. Howard (1993)
- Most Times Penalized (Season)
 - 118 - 2011
 - 118 - 1993
- Fewest Times Penalized (Game)
 - 2 - vs. Bethune-Cookman (1976)
- Fewest Times Penalized (Season)
 - 61 - 1956
- Most Yards Penalized (Game)
 - 212 - vs. Bethune-Cookman (1970)
- Most Yards Penalized (Season)
 - 1,099 - 2011
 - 1,089 - 1993
- Fewest Yards Penalized (Game)
 - 10 - vs. Bethune-Cookman (1976)
- Fewest Yards Penalized (Season)
 - 546 - 1957

OPPONENT

- Most Times Penalized (Game)
 - 20 - Howard (1993)
- Most Times Penalized (Season)
 - 116 - 2002
- Fewest Times Penalized (Game)
 - 1 - Morris Brown (1959)
- Fewest Times Penalized (Season)
 - 52 - 1956
- Most Yards Penalized (Game)
 - 202 - Southern (1963)
- Most Yards Penalized (Season)
 - 1,061 - 1983
- Fewest Yards Penalized (Game)
 - 5 - Morris Brown (1959)
- Fewest Yards Penalized (Season)
 - 282 - 19957

RUSHING

SINGLE GAME

- Attempts (Game)
80 - Tennessee State (1995)
- Attempts (Season)
751 - 13 games (1978)
- Most Yards (Game)
568 - Morris Brown (1977)
- Most Yards (Season)
3,494 - 13 games (1978)
- Fewest Attempts (Game)
24 - Morgan State (2008)
- Fewest Yards Gained (Game)
-93 - Alcorn State (1968).

OPPONENT

- Attempts Allowed (Game)
74 - North Carolina A&T State (1980)
- Most Attempts Allowed (Season)
528 - 11 games (1983)
- Most Yards (Game)
437 - Georgia Southern (1988)
- Most Yards (Season)
2,139 - 12 games (2002)
- Fewest Attempts Allowed (Game)
17 - Arkansas-Pine Bluff (2022)
- Fewest Attempts Allowed (Season)
272 - 9 games (1957)
- Fewest Yards Allowed (Game)
-48 - Bethune-Cookman (1968)
- Fewest Yards Allowed (Season)
396 - 10 games (1959)

PASSING

- Most Attempts (Game)
66 - Howard (1998)
- Most Attempts (Season)
571 - 1999
- Fewest Attempts (Game)
3 - Tampa (1974)
- Fewest Attempts (Season)
69 - 1957
- Most Completions (Game)
39 - Howard (1998)
- Most Completions (Season)
328 - 1998
- Fewest Completions (Game)
0 - Howard (1974)
0 - North Carolina A&T State (1975)
0 - Massachusetts (1978)
- Fewest Completions (Season)
24 - 1957
- Most Touchdown Passes (Game)
7 - Howard (1998)
- Most Touchdown Passes (Season)
30 - 2019
- Most Yards Passing (Game)
509 - Howard (1998)
- Most Yards Passing (Season)
4,457 - 1999
- Fewest Yards (Season)
458 - 1974
- Most Interceptions (Game)
7 - Jackson State (1996)
- Most Interceptions (Season)
21 - 1963
21 - 1993
- Fewest Interceptions (Season)
1 - 1957

OPPONENT

- Most Attempts (Game)
58 - Howard (1998)
- Most Attempts (Season)
413 - 11 games (1998)
- Most Completions (Game)
36 - Howard (1998)
- Most Completions (Season)
219 - 12 games (2008)
- Fewest Attempts (Game)
0 - Nicholls State (2004)
- Fewest Completions (Game)
0 - Southern (1969)
0 - Nicholls State (2004)
- Most Touchdown Passes (Game)
5 - Howard (1998)
- Most Yards (Game)
561 - Howard (1998)
- Most Yards Allowed (Season)
2,727 - 11 games (1998)
- Fewest Yards (Game)
-5 - Bethune-Cookman (1969)
- Fewest Completions (Game)
0 - Southern (1969)
- Most Interceptions (Season)
35 - 11 games (1990)

INTERCEPTIONS

- Interceptions (Game)
9 vs. Wiley College (1959)
- Interceptions (Season)
35 - 11 games (1981)

SPECIAL TEAMS

PUNTS

- Most Punts (Game)
13 - vs. Central Florida (2019)
- Most Punts (Season)
71 - 1973
71 - 1987
71 - 1995
- Fewest Punts (Season)
19 - 1956
- Highest Average (Game)
56.5 - vs. Hampton (2005)
- Highest Average (Season)
43.5 - 2005
- Most Yards Kicked (Season)
2,843 - 1988
- Worst Average (Game)
9.0 - vs. Massachusetts (1978)

OPPONENTS

- Most Punts (Game)
12 - Central State (1964)
- Highest Average (Game)
55.6 - Allen (1965)
- Highest Average (Season)
43.5 - 2005
- Most Attempts (Season)
81 - 2000

POINTS

- Most Points (Game)
97 - vs. Bethune-Cookman (1960)
- Most Points (Season)
546 - 1998
- Most Touchdowns Scored (Game)
14 - vs. Bethune-Cookman (1960)
- Most Touchdowns Scored (Season)
73 - 1998
- Most Points Allowed (Opponent)
73 - vs. Tuskegee (1926)
- Fewest Points Scored (Season)
0 - 1907

0 - 1908

0 - 1921

0 - 1922

0 - 1928

Fewest Touchdowns Scored (Season)

5 - 1943

FUMBLES

- Most Made (Game)
9 - vs. North Carolina A&T State (1968)
9 - vs. Jacksonville State (1970)
- Most Fumbles (Season)
44 - 1963
- Most Fumbles Lost (Game)
6 - vs. Tuskegee (1977)
- Most Fumbles Lost (Season)
26 - 1977
- Fewest Fumbles (Season)
16 - 1990
- Fewest Fumbles Lost (Season)
8 - 2021
- Most Opponent Fumbles (Game)
13 - vs. North Carolina A&T State (1968)
- Fewest Opponent Fumbles (Season)
17 - 2022
- Most Opponents Fumbles (Season)
44 - 1988
- Most Opponents Recovered Fumbles (Game)
9 - vs. North Carolina A&T State (1968)
- Most Opponents Recovered Fumbles (Season)
25 - 1972
- Fewest Opponents Fumbles Recovered (Season)
4 - 1958

MISCELLANEOUS

- Most Yards (Game)
725 - vs. Howard (1998)
- Most Yards (Season)
5,942 - 1998
- Most Yards (Game - Opponent)
745 - South Florida (2011)
- Most Yards (Season - Opponent)
4,243 - 1998
- Most Offensive Plays (Game)
101 - vs. North Carolina A&T State (2001)
- Most Offensive Plays (Game - Opponent)
95 - Hampton, 1996
- Fewest Yards Gained (Game)
106 - vs. Tennessee State (1965)
106 - vs. North Carolina A&T State (1971)
- Fewest Yards Gained (Season)
996 - 1943
- Fewest Yards Allowed (Game - Opponent)
-39 - Morris Brown (1973)
- Fewest Yards Allowed (Season - Opponent)
951 - 1938
- Most First Downs (Game)
37 - vs. Howard (1998)
- Most First Downs (Season)
292 - 1998
- Most First Downs (Game - Opponent)
37 - South Florida (2011)
- Most First Downs (Season - Opponent)
226 - 1998
- Fewest First Downs (Game)
6 - vs. South Carolina State (2010)
- Fewest First Downs (Season)
69 - 1943
- Fewest First Downs (Game - Opponent)
2 - Morris Brown (1964)
- Fewest First Downs (Season - Opponent)
53 - 1938

/// FLORIDA A&M POSTSEASON RECORDS ///

Before 2003, the NCAA prohibited the inclusion of playoff and bowl games statistics with regular season stats, therefore Florida A&M has created for the Football Yearbook; the following post season standards.

POSTSEASON RESULTS

DATE	OPPONENT	LOCATION	SCORE
12/19/1978	at Jackson State	Jackson, Miss.	W, 15-10
12/16/1978	vs. Massachusetts	Wichita Falls, Texas	W, 35-28*
1/2/1993	vs. Grambling State	Tallahassee, Fla.	L, 15-45#
12/30/1995	vs. Southern	Atlanta, Ga.	L, 25-30#
11/30/1996	at Troy	Troy, Ala.	L, 25-29
11/29/1997	at Georgia Southern	Statesboro, Ga.	L, 37-52
11/28/1998	vs. Troy	Tallahassee, Fla.	W, 27-17
12/4/1998	at Western Illinois	Macomb, Ill.	L, 21-24
11/27/1999	at Appalachian State	Boone, N.C.	W, 44-29
12/4/1999	at Troy	Troy, Ala.	W, 17-10
12/11/1999	at Youngstown State	Youngstown, Ohio	L, 24-27
11/25/2000	at Western Kentucky	Bowling Green, Ohio	L, 0-27
12/01/2001	at Georgia Southern	Statesboro, Ga.	L, 35-60
11/27/2021	at Southeastern La.	Hammonds, La.	L, 38-14

^ - 1978 FCS (Formerly NCAA Division I-AA) National Championship
- Heritage Bowl

INDIVIDUAL RECORDS

RUSHING

- Most Attempts
 - 27 - Michael Solomon, vs. Massachusetts (1978)
- Most Attempts (Opponent)
 - 32 - Rod Russell, Georgia Southern (1997)
 - 32 - Aaron Stecker, Western Illinois (1998)
- Most Yards Gained
 - 207 - Michael Solomon, vs. Massachusetts (1978)
- Most Yards Gained (Opponent)
 - 238 - Greg Hill, Georgia Southern (1997)
- Most Touchdowns
 - 3 - Michael Solomon, vs. Massachusetts (1978)
 - 3 - JaJuan Seider vs. Appalachian State (1999)
- Most Touchdowns (Opponent)
 - 4 - Greg Hill, Georgia Southern (1997)
- Longest Run from Scrimmage
 - 67 yards - Michael Solomon, vs. Massachusetts (1978)
- Longest Run from Scrimmage (Opponent)
 - 65 yards - Dan Wilcox, Appalachian State (1999)

PASSING

- Most Attempts
 - 63 - Oteman Sampson, vs. Georgia Southern (1997)
- Most Attempts (Opponent)
 - 45 - Cole Kelley, Southeastern Louisiana (2021)
- Most Completions
 - 37 - Oteman Sampson, vs. Georgia Southern (1997)
- Most Completions (Opponent)
 - 31 - Cole Kelley, Southeastern Louisiana (2021)
- Most Interceptions
 - 4 - Quinn Gray, vs. Western Kentucky (2000)
- Most Interceptions (Opponent)
 - 3 - David Reaves, Appalachian State (1999)
- Most Yards Passing
 - 469 - Oteman Sampson vs. Georgia Southern (1997)
- Most Touchdown Passes
 - 4 - Oteman Sampson, vs. Georgia Southern (1997)
- Most Touchdown Passes (Opponent)
 - 4 - Cole Kelley, Southeastern Louisiana (2021)
- Longest Completion
 - 77 yards - JaJuan Seider to Demtris Bendross, vs. Troy (1999)
- Longest Completion (Opponent)
 - 72 yards - Darrick Wallace to John Brantley, Georgia Southern (2001)

RECEIVING

- Most Receptions
 - 13 - Jacquay Nunnally vs. Georgia Southern (1997)
- Most Receptions (Opponent)
 - 6 - Nolan Givan, Southeastern Louisiana (2021)
- Most Receiving Yards
 - 196 - Jacquay Nunnally vs. Georgia Southern (1997)
- Most Receiving Yards (Opponent)
 - 85 - Taron Jones, Southeastern Louisiana (2021)
- Most Touchdown Receptions
 - 2 - Cainon Lamb vs. Georgia Southern (1997)
 - 2 - Tariq Qaiym vs. Appalachian State (1999)
 - 2 - Demtris Bendross, vs. Troy (1999)
- Most Touchdown Receptions (Opponent)
 - 2 - Taron Jones, Southeastern Louisiana (2021)
- Longest Reception
 - 77 yards - Demtris Bendross vs. Troy (1999)
- Longest Reception (Opponent)
 - 72 yards - John Brantley, Georgia Southern (2001)

KICKING

- Most Punts
 - 8 - Darrin Ford vs. Troy (1996)
 - 8 - T.J. Smith vs. Western Kentucky (2000)
 - 8 - T.J. Smith vs. Georgia Southern (2001)
 - 8 - Jose Romo-Martinez vs. Southeastern Louisiana (2021)
- Most Punts (Opponent)
 - 8 - Fontaine, Massachusetts (1978)
- Most Yards Punting
 - 361 - Jose Romo-Martinez vs. Southeastern Louisiana (2021)

- Most Yards Punting (Opponent)
 - 266 - Wes Garner, Troy (1996)
- Longest Punt
 - 56 yards - Darrin Ford vs. Troy (1996)
 - 56 yards - Jose Romo-Martinez vs. Southeastern Louisiana (2021)
- Longest Punt (Opponent)
 - 58 yards - Wes Garner, Troy (1996)
 - 58 yards - Austin Dunlap, Southeastern Louisiana (2021)
- Most Field Goals Attempted
 - 2 - Tim Camron vs. Grambling State (1993)
 - 2 - Juan Toro vs. Troy (1996)
 - 2 - Juan Toro vs. Western Illinois (1998)
- Most Field Goals Attempted (Opponent)
 - 4 - John Petty, Georgia Southern (2001)
- Most Field Goals Made
 - 2 - Tim Camron vs. Grambling State (1993)
 - 2 - Juan Toro vs. Troy (1996)
 - 2 - Juan Toro vs. Western Illinois (1998)
- Longest Field Goal
 - 48 yards - Juan Toro vs. Troy (1998)
- Longest Field Goal (Opponent)
 - 45 yards - Matt Huerkamp, Troy (1996)

MISCELLANEOUS

- Most Tackles
 - 16 - Earl Holmes vs. Southern (1995)
 - 16 - Markquese Bell vs. Southeastern Louisiana (2021)
- Most Tackles (Opponent)
 - 10 - Chad Nighbert, Georgia Southern (1997)
 - 10 - Daryl Morrell, Georgia Southern (1997)
 - 10 - Quentin Hogg, Georgia Southern (2001)
- Longest Fumble Return
 - 18 yards - Arthur Hightower vs. Grambling State (1993)
- Individual Total Offense
 - 539 yards - Oteman Sampson vs. Georgia Southern (1997)*
- Most Quarterback Sacks
 - 4 - Jauron Dailey vs. Youngstown State (1999)

* - Tied FCS Playoff Record (Formerly NCAA Division I-AA)

TEAM RECORDS

SCORING

- Most Points Scored
 - 44 - vs. Appalachian State (1999)
- Fewest Points
 - 0 - vs. Western Kentucky (2000)
- Most Points Allowed
 - 60 - Georgia Southern (2001)
- Fewest Points Allowed
 - 10 - Jackson State (1978)
 - 10 - Troy (1999)

TOTAL OFFENSE

- Most Total Plays
 - 97 - vs. Georgia Southern (2001)
- Fewest Total Plays
 - 60 - vs. Jackson State (1978)
- Most Total Yards
 - 583 - vs. Georgia Southern (1997)
- Fewest Total Yards
 - 135 - vs. Western Kentucky (2000)

RUSHING

- Most Attempts
 - 76 - vs. Massachusetts (1978)
- Most Rushing Attempts (Opponent)
 - 71 - Western Kentucky (2000)
- Fewest Attempts
 - 19 - vs. Southeastern Louisiana (2021)
- Fewest Attempts (Opponent)
 - 37 - Appalachian State (1999)
- Most Yards Gained
 - 470 - vs. Massachusetts (1978)
- Most Yards Gained (Opponent)
 - 503 - Southeastern Louisiana (2021)
- Fewest Yards Gained
 - 44 - vs. Western Kentucky (2000)
- Fewest Yards Allowed (Opponent)
 - 5 - Massachusetts (1978)
- Most Touchdowns
 - 5 - vs. Massachusetts (1978)
- Most Touchdowns Allowed (Opponent)
 - 6 - Georgia Southern (1997)
- Fewest Rushing TDs
 - 0 - vs. Grambling 1993; Western Kentucky (2000); Southeastern La. (2021)
- Fewest Touchdowns Allowed (Opponent)
 - 1 - Jackson State (1978); Youngstown State (1999); Southeastern La. (2021)
- Longest Run From Scrimmage
 - 67 yards - vs. Massachusetts (1978)
- Longest Run From Scrimmage (Opponent)
 - 66 yards - Appalachian State (1999)

PASSING

- Most Attempts
 - 63 - vs. Georgia Southern (1997)

- Most Attempts Allowed (Opponent)
 - 45 - Southeastern Louisiana (2021)
- Fewest Attempts
 - 4 - vs. Jackson State (1978)
- Fewest Attempts Allowed (Opponent)
 - 5 - Western Kentucky (2000)
- Most Completions
 - 37 - vs. Georgia Southern (1997)
- Most Completions Allowed (Opponent)
 - 31 - Southeastern Louisiana (2021)
- Fewest Completions
 - 0 - vs. Massachusetts (1978)
- Fewest Completions Allowed (Opponent)
 - 1 - Western Kentucky (2000)
- Most Passes Had Intercepted
 - 4 - vs. Western Kentucky (2000)
- Most Passes Intercepted (Opponent)
 - 4 - Appalachian State (1999)
- Fewest Passes Had Intercepted
 - 0 - vs. Jackson State, 1978
 - 0 - vs. Troy (1996)
- Most Yards Passing
 - 469 - vs. Georgia Southern (1997)
- Most Passing Yards Allowed (Opponent)
 - 345 - Southeastern Louisiana (2021)
- Fewest Yards Passing
 - 0 - vs. Massachusetts, 1978
- Fewest Passing Yards Allowed (Opponent)
 - 66 - Georgia Southern (1997)
- Most Touchdown Passes
 - 4 - vs. Georgia Southern (1997)
- Most Touchdown Passes Allowed (Opponent)
 - 4 - Southeastern Louisiana (2021)
- Fewest Touchdown Passes
 - 0 - vs. Jackson State (1978)
 - 0 - vs. Massachusetts (1978)
 - 0 - vs. Grambling State (1993)
 - 0 - vs. Western Kentucky (2000)
- Fewest Touchdown Passes Allowed (Opponent)
 - 0 - vs. Jackson State (1978)
 - 0 - vs. Western Kentucky (2000)
- Longest Pass Completion
 - 77 yards - vs. Troy (1999)
- Longest Pass Completion (Opponent)
 - 72 yards - Georgia Southern (2001)
- Fewest Total Plays Allowed
 - 58 - vs. Jackson State (1978)
- Most Total Yards Allowed
 - 503 - vs. Southeastern Louisiana (2021)
- Fewest Total Yards Allowed
 - 190 - vs. Troy (1999)

KICKING

- Most Punting Attempts
 - 8 - vs. Jackson State (1978)
 - 8 - vs. Troy (1996)
 - 8 - vs. Western Kentucky (2000)
 - 8 - vs. Georgia Southern (2001)
 - 8 - vs. Southeastern Louisiana (2021)
- Most Punts Allowed (Opponent)
 - 9 - vs. Troy (1999)
- Fewest Punting Attempts
 - 3 - vs. Grambling State (1993)
- Fewest Punts Allowed (Opponent)
 - 2 - Grambling State (1993)
- Most Yards Punting
 - 361 - vs. Southeastern Louisiana (2021)
- Most Yards Punting Allowed (Opponent)
 - 437 - vs. Troy (1999)
- Fewest Yards Punting
 - 45 - vs. Massachusetts (1978)
- Fewest Yards Punting Allowed (Opponent)
 - 68 - vs. Grambling State (1993)
- Most Field Goal Attempted
 - 2 - vs. Grambling State (1993)
 - 2 - vs. Troy (1998)
 - 2 - vs. Western Illinois (1998)
- Most Field Goals Attempted Allowed (Opponent)
 - 4 - vs. Georgia Southern (2001)
- Fewest Field Goals Made
 - 0 - vs. Jackson State (1978)
- Fewest Field Goals Attempted Allowed (Opponent)
 - 1 - Jackson State (1978)
 - 1 - Southern (1995)
 - 1 - Troy (1996)
- Most Field Goals Allowed (Opponent)
 - 4 - Georgia Southern (2001)
- Fewest Field Goals Allowed (Opponent)
 - 1 - Jackson State (1978)
 - 1 - Massachusetts (1978)
 - 1 - Southern (1995)
 - 1 - Western Illinois (1998)
- Longest Field Goal Made
 - 48 yards - vs. Troy (1998)
- Longest Field Goal Allowed (Opponent)
 - 45 yards - Troy (1996)

HISTORY & RECORDS

/// FLORIDA A&M ANNUAL LEADERS ///

1,000-YARD CAREER RUSHERS

Player (Years)	Att	Yards	Avg.
Willie Galimore (1953-56)	--	3,592	N/A
Tony Barber (1983-86)	599	3,278	5.4
Rashard Pompey (2002-05)	614	3,006	4.9
Philip Sylvester (2007-10)	599	2,998	5.0
James Rackley (1971-74)	611	2,611	4.3
Kenneth Williams (1996-99)	449	2,357	5.2
Ike Williams (1976-78)	331	2,077	6.3
Amir Rasul (1988-90)	391	2,072	5.3
Frank Middleton (1979-82)	363	1,925	5.3
Bishop Bonnett (2016-21)	327	1,900	5.8
Mike Solomon (1977-80)	358	1,870	5.2
Kwame Vidal (1993-96)	399	1,860	4.6
Clarence Hawkins (1974-77)	386	1,756	4.5
Hubert Ginn (1967-70)	403	1,685	4.1
Eddie Rocker (2009-12)	348	1,621	4.6
Devin Bowers (2015-18)	350	1,574	4.5
O.J. Marchbanks (2000-01)	311	1,550	4.9
James Owens (1968-70)	282	1,457	5.2
Sha-Meil Simpkins (1991-94)	288	1,440	4.6
Archie Jones (1978-80, 82)	189	1,379	7.3
Charles Bevel (1981, 83-85)	279	1,376	5.0
Greg Fashaw (1980-81; 83)	226	1,352	5.9
Bobby Felts (1961-64)	234	1,328	5.6
Al Frazier (1955-56)	119	1,310	11.0
Mike Thomas (1974-77)	278	1,222	4.4
Chuck Duffey (1989-92)	254	1,197	4.7
Derrick Gainer (1984-88)	222	1,132	5.1
Bob Hayes (1961-64)	162	1,123	6.9
Pat Reddick (1989-92)	221	1,113	5.0
Terrell Jennings (2019 - Present)	261	1,081	4.1
Melvin McFayden (1976-79)	203	1,040	5.1
Bryan Moore (1984-88)	219	1,031	4.7

RUSHING

Year	Player	Att	Yds.	Avg.
1955	Willie Galimore	110	780	7.0
1956	Willie Galimore	86	820	9.5
1957	Lewis Johnson	48	627	13.0
1958	Leroy Hardee	87	704	8.1
1959	Clarence Childs	91	537	5.9
1961	Bob Paremore	59	376	6.5
1962	Bob Paremore	96	629	6.6
1963	Bobby Felts	101	657	6.5
1964	Bobby Felts	91	468	5.1
1965	Preston Johnson	78	403	5.1
1967	Hubert Ginn	122	517	4.2
1968	Hubert Ginn	156	722	4.6
1970	Jim Owens	81	432	5.3
1971	James Rackley	191	793	4.2
1972	James Rackley	167	769	4.6
1973	Ralph Kyles	162	677	4.2
1974	James Rackley	196	881	4.5
1975	Michael Thomas	101	427	4.2
1976	James Early	118	651	5.4
1977	Ike Williams	160	801	5.0
1978	Ike Williams	169	1,274	7.5
1979	Archie Jones	97	813	8.4
1980	Greg Fashaw	94	552	5.8
1981	Frank Middleton	131	731	5.6
1982	Frank Middleton	137	803	5.9
1983	Antonio Barber	109	603	5.5
1984	Antonio Barber	163	1,051	6.4
1985	Antonio Barber	194	947	4.8
1986	Antonio Barber	130	629	4.8
1987	Reggie Jones	109	492	4.5
1988	Derrick Gainer	126	627	5.0
1989	Amir Rasul	151	940	6.2
1990	Amir Rasul	208	1,012	4.9
1991	Chuck Duffey	131	644	4.9
1992	Chuck Duffey	98	460	4.7
1993	Earl Reeves	87	376	4.3
1994	Sha-meil Simpkins	210	1,102	5.4

RUSHING (Continued)

Year	Player	Att	Yds.	Avg.
1995	Kwame Vidal	283*	1,284*	4.5
1996	Antoine Flowers	134	738	5.5
1997	Kenneth Williams	139	782	5.6
1998	Greg Buchanan	103	620	6.0
1999	Kenneth Williams	170	909	5.3
2000	O.J. Marchbanks	184	1,012	5.5
2001	Kelsie Lordeus	144	745	5.2
2002	Rashard Pompey	138	650	4.7
2003	Rashard Pompey	163	721	4.4
2004	Rashard Pompey	119	540	4.5
2005	Rashard Pompey	194	1,095	5.6
2006	Anthony Edwards	123	482	3.9
2007	Philip Sylvester	151	858	5.7
2008	Curtis Pulley	118	885	7.5
2009	Curtis Pulley	122	881	7.2
2010	Philip Sylvester	170	968	5.7
2011	Eddie Rocker	104	524	5.0
2012	Eddie Rocker	148	694	4.7
2013	James Owens	96	379	3.9
2014	Gerald Hearn	131	500	3.8
2015	Devin Bowers	82	430	5.2
2016	Devin Bowers	107	398	3.7
2017	Devin Bowers	138	652	4.7
2018	DeShawn Smith	98	640	6.7
2019	Bishop Bonnett	97	372	3.8
2021	Bishop Bonnett	156	995	6.4
2022	Jaylen McCloud	98	381	3.9

* - Single-Season School Records

PASSING

Year	Player	Att	Cmp	Yards	TD
1955	Lawrence Williams	35	11	299	4
1956	Dennis Jefferson	81	30	708	7
1957	James Williams	49	18	383	4
1958	Lee Royster	55	20	269	0
1959	Theodore Richardson	45	20	354	5
1961	Emory Collier	83	45	742	6
1962	Jim Tullis	105	43	957	11
1963	Jim Tullis	141	60	1,172	15
1964	Ernie Hart	141	71	1,123	7
1965	Elroy Morand	113	50	567	3
1967	Ken Riley	118	55	965	9
1968	Ken Riley	187	100	1,408	14
1970	Steve Scruggs	216	128	1,576	11
1971	Rod Montgomery	77	27	401	3
1972	Kenny Holt	138	68	1,029	6
1973	Kenny Holt	107	43	469	3
1974	Kenny Holt	78	30	422	1
1975	Robert Patterson	79	29	467	12
1976	Albert Chester	140	59	1,051	9
1977	Albert Chester	86	34	705	5
1978	Albert Chester	137	57	1,088	11
1979	Sammy Knight	94	31	562	4
1980	Nate Koonce	143	63	1,009	5
1981	Nate Koonce	219	100	1,330	3
1982	Nate Koonce	192	74	1,368	10
1983	Mike Kelly	129	69	988	9
1984	Calvin Giles	159	70	991	5
1985	Mike Kelly	149	68	1,158	6
1986	Oscar Williams	158	59	619	4
1987	Andre Williams	80	27	283	2
1988	Tony Ezell	150	60	889	11
1989	Tony Ezell	179	93	1,266	7
1990	Tony Ezell	293	141	2,302	20
1991	Tony Ezell	258	138	2,156	14
1992	Tracy Weldon	236	96	1,439	9
1993	Tony Rucker	106	53	583	1
1994	Ray Domingo	168	86	1,297	7
1995	Mario Allen	153	84	1,321	11
1996	Oteman Sampson	307	172	2,814	21
1997	Oteman Sampson	379	215	3,292*	25*

/// FLORIDA A&M ANNUAL LEADERS ///

PASSING (Continued)

Year	Player	Att	Cmp	Yards	TD
1998	Patrick Bonner	435*	271*	3,575*	38*
1999	JaJuan Seider	335	206	2,622	27
2000	Quinn Gray	426*	224	2,805	23
2001	Quinn Gray	415	210	2,717	19
2002	Casey Printers	219	124	1,535	12
2003	Ben Dougherty	368	234	2,502	13
2004	Ben Dougherty	393	242*	2,696	19
2005	Albert Chester, II	78	56	641	3
2006	Albert Chester, II	264	164	1,986	18
2007	Leon Camel	137	54	634	3
2008	Curtis Pulley	178	98	1,382	17
2009	Curtis Pulley	227	137	1,824	12
2010	Martin Ukpai	144	67	908	4
2011	Damien Fleming	218	132	1,622	11
2012	Damien Fleming	308	214	2,157	16
2013	Damien Fleming	201	106	1,016	6
2014	Damien Fleming	314	186	2,159	17
2015	Carson Royal	248	122	1,359	7
2016	Ryan Stanley	227	128	1,358	8
2017	Ryan Stanley	284	183	2,190	16
2018	Ryan Stanley	342	205	2,512	17
2019	Ryan Stanley	321	193	2,566	23
2021	Rasean McKay	364	211	2,457	22
2022	Jeremy Moussa	394	226	2,732	21

* - Single-Season School Records

RECEIVING

Year	Player	No.	Yards	TD
1955	Al Frazier	6	258	3
1956	Al Frazier	11	405	3
1957	Alvin Chavis	6	146	1
1958	Leroy Hardee	6	99	0
	Horace Small	6	76	0
1959	Williams Barber	9	116	2
1961	Al Denson	19	395	6
1962	Al Denson	16	461	7
1963	Al Denson	33	564	5
1965	Art Robinson	43	563	4
1967	John Eason	30	642	10
1968	Melvin Jones	30	392	5
1970	Al Sykes	50	694	5
1971	James Black	19	205	1
1972	Willie Cook	15	381	3
1973	Rod Montgomery	14	196	2
1974	Calvin Burgess	9	179	0
1975	Calvin Burgess	13	164	0
1976	Calvin Burgess	23	435	4
1977	Chris Douglas	9	100	2
1978	Chris Douglas	15	228	3
1979	Bobby Hawkins	15	304	3
1980	Bobby Hawkins	17	386	1
1981	Ray Alexander	38	535	1
1982	Ray Alexander	41	941	10
1983	Ray Alexander	57	1,079	9
1984	Billy Wilson	23	360	3
1985	Robert Gentle	20	351	2
1986	Antonio Barber	22	214	1
1987	Curtis Greene	12	127	2
1988	Troy Allen	14	188	2
	Curtis Green	14	144	1
1989	Amir Rasul	29	228	3
1990	Terry Mickens	26	457	3
1991	Terry Mickens	31	567	2
1992	Terry Mickens	52	900	6
1993	Terry Mickens	38	598	4
1994	Robert Wilson	58	857	5
1995	Robert Wilson	50	664	8
1996	Robert Wilson	78	1,161	10
1997	Jacquay Nunnally	61	1,066	10
1998	Jacquay Nunnally	93	1,316*	12
1999	Cainon Lamb	65	1,032	13*

RECEIVING (Continued)

Year	Player	No.	Yards	TD
2000	Jacquay Nunnally	96*	1,088	9
2001	Issac Brown	57	697	3
2002	Charlie Allen	68	913	7
2003	Rod Miller	71	829	6
2004	Ronnie Thomas	64	542	5
2005	Roosevelt Kiser	64	739	5
2006	Roosevelt Kiser	63	647	5
2007	Willie Hayward	35	483	4
2008	Kevin Elliott	58	817	7
2009	Isaac West	36	641	2
2010	Antonio "T.J." Lawrence	26	395	3
2011	Kevin Elliott	41	720	5
2012	Lenworth Lennon	71	699	4
2013	Lenworth Lennon	33	406	2
2014	Brandon Norwood	36	516	1
2015	Brandon Norwood	49	442	2
2016	Brandon Norwood	51	468	4
2017	Brandon Norwood	49	500	3
2018	Xavier Smith	52	727	4
2019	Xavier Smith	77	1,159	11
2021	Xavier Smith	64	713	3
2022	Xavier Smith	87	1,021	11

* - Single-Season School Records

TOUCHDOWNS

Year	Player	No
1955	Al Frazier	3
1956	Al Frazier	16*
	Willie Galimore	16*
1957	David Latimore	9
1958	Leroy Hardee	8
1961	Bob Paremora	11
1962	Robert Paremora	10
1963	Bobby Felts	11
	Bob Hayes	11
1964	Bobby Felts	10
1967	John Eason	10
1968	Ken Riley	6
1970	Glen Edwards	10
1971	James Rackley	15
1972	Kenny Holt	7
1973	Kenny Holt	8
1974	Calvin Moore	8
1975	Clarence Hawkins	5
1976	Chris Douglas	5
	Clarence Hawkins	5
1977	Clarence Hawkins	10
1978	Michael Solomon	12
1979	Sammy Knight	8
1980	Frank Middleton	6
1981	Charles Bevel	6
1982	Frank Middleton	13
1983	Ray Alexander	9
1984	Tom Barber	5
	Charles Bevel	5
1985	Tony Barber	6
	Charles Bevel	6
1986	Reggie Jones	9
1987	Andre Williams	5
1988	Derrick Gainer	11
1989	Amir Rasul	11
1990	Amir Rasul	9
1991	Chuck Duffey	13
1992	Terry Mickens	6
1993	Terry Mickens	5
1994	Sha-meil Simpkins	6
1995	Kwame Vidal	15
1996	Antoine Flowers	16*
1997	Jacquay Nunnally	10
1998	Tariq Qaiyim	15
1999	Cainon Lamb	13
2000	Quinn Gray	12

HISTORY & RECORDS

/// FLORIDA A&M ANNUAL LEADERS ///

TOUCHDOWNS (Continued)

Year	Player	No
2001	Kelsie Lordeus	9
	O.J. Marchbanks	9
2002	Dennis Bonga	7
	Charlie Allen	7
2003	Ben Dougherty	8
2004	Roosevelt Kiser	8
2005	Rashard Pompey	6
2006	Roosevelt Kiser	6
2007	Philip Sylvester	7
2008	Curtis Pulley	8
2009	Kevin Elliott	7
	Philip Sylvester	7
2010	Philip Sylvester	10
2011	Lavante Page	14
2012	James Owens	7
2013	Casey Glines	5
2014	Damien Fleming	6
2015	Devondrick Nealy	4
2016	Devin Bowers	6
2017	Chad Hunter	6
	Devin Bowers	6
2018	Chad Hunter	6
	Azende Rey	6
2019	Xavier Smith	11
2021	Jah' Marae Sheread	10
2022	Xavier Smith	11

* - Single-Season School Records

SCORING

Year	Player	Points
1955	Al Frazier	78
1956	Al Frazier	118*
1957	David Latimer	55
1958	Leroy Hardee	52
1961	Robert Paremore	66
1962	Robert Paremore	64
1963	Bobby Felts	68
1964	Ernie Hart	66
1965	Eugene Thomas	58
1967	John Eason	63
1968	Ken Riley	38
1970	Glen Edwards	60
1971	James Rackley	90
1972	Kenny Holt	42
1973	Kenny Holt	48
1974	Calvin Moore	50
1975	Greg Coleman	66
1976	Chris Douglas	30
	Clarence Hawkins	30
1977	Clarence Hawkins	60
1978	Michael Solomon	74
1979	Sammy Knight	48
1980	Vince Coleman	45
1981	Vince Coleman	45
1982	Frank Middleton	80
1983	Ray Alexander	54
1984	Antonio Barber	34
1985	Maurice Freeman	43
1986	Reggie Jones	54
1987	Jimmy Vertuno	36
1988	Jimmy Vertuno	68
1989	Amir Rasul	66
1990	Jimmy Vertuno	71
1991	Chuck Duffey	78
1992	Tim Camron	46
1993	Tim Camron	56
1994	Tim Camron	50
1995	Kwame Vidal	90
1996	Antoine Flowers	96
1997	Juan Toro	91
1998	Juan Toro	114

SCORING (Continued)

Year	Player	Points
1999	Jeremy Edwards	85
2000	Juan Vasquez	93
2001	Kelsie Lordeus	56
2002	Juan Vasquez	61
2003	Juan Vasquez	56
2004	Roosevelt Kiser	50
2005	Wesley Taylor	62
2006	Wesley Taylor	69
2007	Wesley Taylor	56
2008	Trevor Scott	90
2009	Trevor Scott	74
2010	Philip Sylvester	60
2011	Lavante Page	84
2012	Chase Varnadore	68
2013	Chase Varnadore	35
2014	Chase Varnadore	59
2015	Colby Blanton	41
2016	Colby Blanton	37
2017	Chad Hunter	36
	Devin Bowers	36
2018	Yahia Aly	76
2019	Xavier Smith	66
	Yahia Aly	66
2021	Jose Romo-Martinez	85
2022	Jose Romo-Martinez	81

* - Single-Season School Records

PUNTING

Year	Player	Att.	Yds.	Avg.
1955	Lawrence Williams	13	423	32.5
1956	Al Frazier	9	285	31.7
1957	Williams Johnson	11	336	30.6
1958	Bennie Stokes	8	279	34.8
1961	Napoleon Johnson	29	973	32.5
1962	Napoleon Johnson	34	1,250	36.7
1963	Jim Tullis	38	1,253	32.9
1964	John Eason	23	720	31.3
1965	Andrew Greene	52	1,848	35.5
1966	John Eason	n/a	n/a	43.4
1967	John Eason	44	1,835	41.7
1968	Dewitt Anderson	46	1,716	37.3
1970	John Champion	48	1,931	40.2
1971	John Champion	65	2,591	39.9
1972	Tyrone Williams	58	2,396	41.3
1973	Greg Coleman	64	2,461	41.7
1974	Tyrone Williams	47	1,904	40.5
1975	Greg Coleman	59	2,461	41.7
1976	Harold Neely	51	1,869	36.6
1977	Sammy Knight	47	1,588	33.8
1978	Sammy Knight	61	1,840	30.2
1979	Vince Coleman	56	2,106	37.6
1980	Vince Coleman	48	1,980	31.3
1981	Vince Coleman	48	1,973	41.1
1982	Rod Dawson	59	2,394	40.5
1983	Layne Taylor	26	937	36.0
1984	Layne Taylor	38	1,483	39.0
1985	Layne Taylor	56	2,171	38.8
1986	Rod Dawson	62	2,579	41.6
1987	Vaughn Wilson	70	2,774	39.6
1988	Vaughn Wilson	66	2,812*	42.6
1989	Darnay Hogan	55	1,745	31.7
1990	Craig Hall	52	1,949	37.4
1991	Craig Hall	36	1,320	36.7
1992	Barry Brown	47	1,656	35.2
1993	Barry Markey	53	1,874	35.3
1994	Darrin Ford	60	2,159	36.0
1995	Darrin Ford	71*	2,567	36.1
1996	Darrin Ford	38	1,521	40.0
1997	Darrin Ford	36	1,453	40.4
1998	T.J. Smith	51	1,935	37.9
1999	T.J. Smith	36	1,354	37.6

/// FLORIDA A&M ANNUAL LEADERS ///

PUNTING (Continued)

Year	Player	Att.	Yds.	Avg.
2000	T.J. Smith	61	2,465	40.4
2001	T.J. Smith	60	2,389	39.8
2002	Damon Miller	61	2,357	38.6
2003	Damon Miller	51	1,983	38.9
2004	Damon Miller	51	2,154	42.2
2005	Wesley Taylor	59	2,707	45.9*+
2006	Wesley Taylor	43	1,774	41.3
2007	Wesley Taylor	59	2,412	40.9
2008	Will Platt	56	2,015	36.0
2009	Branden Holdren	37	1,363	36.8
2010	Branden Holdren	68	2,724	40.1
2011	Branden Holdren	61	2,481	40.7
2012	Branden Holdren	59	2,200	37.3
2013	Colby Blanton	74	2,933	39.6
2014	Colby Blanton	65	2,671	41.1
2015	Colby Blanton	80	3,135	39.2
2016	Colby Blanton	59	2,378	40.3
2017	Chris Faddoul	45	1,773	39.4
2018	Chris Faddoul	41	1,920	46.8+
2019	Chris Faddoul	40	1,841	46.0
2021	Jose Romo-Martinez	40	1,734	43.4
2022	Chris Faddoul	43	1,864	43.3

* - Single-Season School Records / + - Led FCS (Formerly NCAA Division I-AA)

INTERCEPTIONS

Year	Player	No.
1955	William Barber	4
	Al Frazier	4
1956	Al Frazier	2
1957	Leroy Hardee	3
1958	Theodore Richardson	3
1961	Jim Tullis	6
1962	Chuck Sutton	5
	Austin Wise	5
1963	Al Denson	5
1964	Chuck Sutton	6
1965	Eddie Cooper	5
1967	Eddie Cooper	5
	Major Hazelton	5
1968	Charles Sasser	4
	Thomas Wallace	4
1970	Harry Passmore	3
	Ted Lyons	3
1971	Leroy Powell	5
1972	Leroy Powell	5
1973	Curtis Powell	5
1974	Kenneth Clark	4
	Tyrone Williams	4
1975	Curtis Parnell	7
1976	Curtis Parnell	7
1977	Daryle Tyson	4
	Joe Yates	4
1978	Terry King	6
1979	Daryle Tyson	4
1980	Sam Bronson	3
	Billy Rolle	3
1981	Dorsey Hutchinson	6
1982	Dorsey Hutchinson	5
	Billie Rolle	5
1983	Zach Richards	5
1984	Don Jefferson	9*
1985	Tyrone Blue	4
1986	William Evers	5
1987	Kenneth Johnson	5
	Matt Fair	5
1988	Matt Fair	4
1989	William Carroll	4
1990	William Carroll	9*
1991	William Carroll	8
1992	Ken Riley, II	3
1993	Demetrius Boney	3
	Arthur Hightower	3

INTERCEPTIONS (Continued)

Year	Player	No.
1994	Barry Brown	3
1995	Earl Holmes	5
	Karlos Odum	5
1996	Karlos Odum	3
	Primus Burley	3
1997	Olrick Johnson	4
	Russell Parker	4
1998	Darnell Vickers	6
1999	Aaron Gray	6
2000	Troy Hart	5
2001	Troy Hart	5
	Sequan Dowe	4
2002	Levy Brown	8
2003	Levy Brown	7
2004	Sam Doughty	2
	Edward Kwaku	2
2005	Keith Williams	3
2006	Jason Beach	4
2007	Curtis Holcomb	2
2008	Curtis Holcomb	5
	Qier Hall	5
2009	Qier Hall	3
2010	Curtis Holcomb	3
2011	Devonte "Terry" Johnson	5
2012	Several (4) With	2
2013	Patrick Aiken	4
2014	Peter Tulloch	2
2015	Akil Blount	2
	Kashawn Butler	2
	John Boston	2
2016	Jacques Bryant	4
	Terry Jefferson	4
	Orlando McKinley	4
2017	Terry Jefferson	3
2018	Andrew Hines	3
2019	Markquese Bell	5
2021	Guysen "BJ" Bohler	4
2022	Javan Morgan	4

* - Single-Season School Records

PUNT RETURNS

Year	Player	No.	Yds.	Avg.
1955	James Jones	2	84	42.0
1956	Al Fraizer	13	74	5.7
1957	Leroy Hardee	4	17	4.3
1958	Leroy Hardee	4	122	30.5
1961	Jim Tullis	10	222	22.0
1962	Bob Hayes	7	212	30.3
1963	Bob Hayes	13	313	24.0
1964	Major Hazelton	10	106	10.6
1965	Joe Williams	11	135	12.2
1967	Joe Williams	22	225	10.2
1968	Thomas Wallace	7	169	24.2
1970	Charles Sasser	15	98	6.5
1971	Walter James	14	62	4.4
1972	Leroy Powell	11	91	8.3
1973	Leroy Powell	19	113	15.9
1974	Curtis Parnell	19	189	9.9
1975	Curtis Parnell	22	229	10.4
1976	Curtis Parnell	16	126	7.8
1977	Sammy Knight	17	178	10.4
1978	Sammy Knight	34*	293	8.6
1979	Bobby Hawkins	15	156	10.0
1980	Bobby Hawkins	10	187	18.7
1981	Greg Fashaw	18	116	6.4
1982	Mike Smith	21	143	6.8
1983	Mike Smith	22	146	6.0
1984	Mike Smith	14	102	7.3
1985	Billy Wilson	30	162	5.4
1986	Howard Huckaby	15	204	13.6
1987	Howard Huckaby	5	42	8.4

HISTORY & RECORDS

/// FLORIDA A&M ANNUAL LEADERS ///

PUNT RETURNS (Continued)

Year	Player	No.	Yds.	Avg.
1988	Howard Huckaby	26	478	18.3
1989	Tyrone Davis	13	120	9.2
1990	Tyrone Davis	11	65	5.9
1991	Tyrone Davis	22	243	11.0
1992	Tremayne Bridges	22	170	7.7
1993	Tremayne Bridges	7	45	6.4
1994	Jay Young	24	291	12.1
1995	Jamie Bell	27	150	5.5
	Tremayne Bridges	10	178	17.8
1994	Jay Young	24	291	12.1
1995	Jamie Bell	27	150	5.5
	Tremayne Bridges	10	178	17.8
1996	Undre Williams	16	258	16.1
1997	Undre Williams	15	171	11.4
1998	Oday Mickel	20	221	11.0
1999	Cainon Lamb	15	122	8.1
2000	Isaac Brown	31	160	5.2
2001	Levy Brown	26	247	9.5
2002	Maurice Demps	27	230	8.5
2003	Maurice Demps	12	98	8.2
2004	Williams Judson	16	94	5.9
2005	Roosevelt Kiser	14	229	16.4
2006	Roosevelt Kiser	17	169	9.9
2007	Gregory Clark	14	144	10.3
2008	LeRoy Vann	29	464	16.0
2009	LeRoy Vann	29	569*	19.6
2010	Antonio "T.J." Lawrence	28	258	9.2
2011	Jerral Stewart	15	104	6.9
2012	Lenworth Lennon	13	116	8.9
2013	Devonte "Terry" Johnson	12	192	16.0
2014	Devonte "Terry" Johnson	16	216	13.5
2015	Devondrick Nealy	12	176	14.7
2016	Kareem Smith	12	177	14.8
2017	Kareem Smith	18	150	8.3
2018	Chad Hunter	7	34	4.9
2019	Azende Rey	14	106	7.6
2021	Jah' Marae Sheread	18	358	19.9*
2022	Jah' Marae Sheread	14	106	7.6

* - Single-Season School Records / ^ - Led FCS (Formerly NCAA Division I-AA)

KICKOFF RETURNS (Continued)

Years	Player	No.	Yards	Avg.
1988	Howard Huckaby	22	329	14.9
1989	Howard Huckaby	9	178	19.7
1990	David Lucas	19	356	18.7
1991	David Lucas	21	596	28.4*
1992	Tyrone Davis	10	281	28.1
1993	Ron Williams	27	457	16.9
1994	Pat Herrington	29	700	24.1
1995	Pat Herrington	27	492	18.2
1996	John Rutledge	10	153	15.3
	Undre Williams	8	259	32.4
1997	Demetris Bendross	16	314	19.6
1998	Oday Mickel	18	377	23.3
	Antoine Flowers	17	572	33.6
	Trabian Turner	23	452	19.7
2000	Isaac Brown	17	312	18.4
2001	Isaac Brown	23	388	16.9
2002	E.J. Collier	29	586	20.2
2003	Michael Fisher	17	349	20.5
2004	Williams Judson	35	677	19.3
2005	Roosevelt Kiser	18	402	22.3
2006	Roosevelt Kiser	33	753	22.8
2007	Philip Sylvester	29	695	24.0
2008	LeRoy Vann	38	1,121	29.5
2009	LeRoy Vann	40	818	20.5
2010	James Owens	18	450	25.0
2011	Jerral Stewart	15	104	6.9
2012	James Owens	39	904	23.2
2013	James Owens	18	441	24.5
2014	Curtrich Evans	16	270	16.9
2015	Devondrick Nealy	12	263	21.9
2016	Kareem Smith	22	456	20.7
2017	Orlando McKinley	21	510	24.3
2018	Marcus Williams	23	554	24.1
2019	Marcus Williams	18	484	26.9
2021	Xavier Smith	11	229	20.8
2022	Xavier Smith	7	141	20.1

* - Single-Season School Records; led FCS (Formerly NCAA Division I-AA)

+ - Set FCS Single-Season Record For Touchdowns on kickoff returns

KICKOFF RETURNS

Years	Player	No.	Yards	Avg.
1955	Al Frazier	6	134	22.5
1956	Al Frazier	8	261	32.6
1957	Leroy Hardee	2	24	12.0
1958	Lewis Johnson	3	62	20.6
1961	Bob Hayes	10	343	34.3
1962	Bob Hayes	12	196	16.3
1963	Bob Hayes	12	272	22.2
1964	Bob Hayes	12	267	22.2
1965	Joe Williams	24	690	28.7
1967	Joe Williams	18	463	25.7
1968	Thomas Wallace	13	309	23.7
1970	Fred Warren	12	282	20.1
1971	Charles Whiting	19	436	22.9
1972	Ralph Kyles	15	350	23.3
1973	Earl Goodman	9	186	20.6
1974	Walt James	15	352	23.5
1975	Wilburn Gaines	7	108	15.4
1976	Michael Thomas	20	319	15.9
1977	Melvin McFayden	8	210	26.3
1978	Sammy Knight	10	234	23.4
1979	Melvin McFayden	8	215	26.8
1980	Sammy Knight	10	234	23.4
1981	Javaro Sims	10	224	22.4
1982	Mike Smith	29	584	20.1
1983	Mike Smith	22	479	21.8
1984	Mike Smith	26	462	17.8
1985	Billy Wilson	24	437	18.2
1986	Howard Huckaby	23	501	21.8
1987	Howard Huckaby	30*	602*	30.1*

TACKLES

Year	Player	Solo	Asst	TOT
1970	Charles Stockton	56	47	103
1971	Al Stevens	74	69	143
1972	Benny Coffee	69	42	111
1973	Frank Marion	75	36	111
1974	Frank Poole	82	76*	158
1975	Frankie Poole	81	63	144
1976	Steve Isaac	48	44	92
1977	Joe Yates	57	43	100
1979	Harrell Oliver	65	64	129
1980	Nate Newton	53	45	98
1981	R.C. Eason	48	25	73
1982	Erwin Wright	67	44	111
1983	R.C. Eason	79	47	126
1984	Darryl Drew	75	56	131
1985	Willie Brown	54	44	98
1986	Bruce Norflee	52	22	74
1987	Lamar Glover	37	50	87
1988	Darryl Davis	48	52	100
1989	Chris Blue	64	30	94
1990	Cedric Jones	60	42	102
1991	Cedric Jones	84	67	151
1992	Darrell Smith	72	42	114
1993	Earl Holmes	78	54	132
1994	Earl Holmes	69	42	111
1995	Earl Holmes	103*	68	171*
1996	Cedric Liddell	54	37	89
1997	Olick Johnson	39	51	90
1998	Olick Johnson	51	48	99
1999	Cory Johnson	40	48	88
2000	Patrick Burrows	38	31	69
2001	Levy Brown	65	33	98
2002	Joe Sanders	43	42	85
2003	Shedrick Copeland	56	44	100
2004	Sammy Doughty	52	29	81

/// FLORIDA A&M ANNUAL LEADERS ///

TACKLES (Continued)

Year	Player	Solo	Asst	TOT
2005	O'Bryan Brandy	45	40	85
2006	Vernon Wilder	32	57	89
2007	Vernon Wilder	43	44	87
2008	Bryan Parker	46	22	68
2009	Alvis Graham	39	30	69
2010	Oier Hall	39	20	59
2011	Demarius Folsom	41	27	68
2012	Brandon Hepburn	60	26	86
2013	John Ojo	48	28	76
2014	Akil Blount	42	30	72
2015	Akil Blount	44	31	75
2016	Jacques Bryant	50	20	70
2017	Jakaris Wilson	55	42	97
2018	Elijah Richardson	35	40	75
2019	Elijah Ricardson	35	38	73
2021	Markquese Bell	71	24	95
2022	Isaiah Major	50	33	83

* - Single-Season School Records

QUARTERBACK SACKS (Continued)

Year	Player	No.
2021	Isaiah Land	19
2022	Kamari Stephens	10

* - Single-Season School Records

QUARTERBACK SACKS

Year	Player	No.
1974	Thad Starlings	9
1975	Earl Goodman	7
1976	Enhram Hagins	6
1977	Jeff Grady	8
1979	Harrell Oliver	11
1980	Tony Hayes	12
1981	R.C. Eason	13
1982	Alonzo Johnson	20*
1983	R.C. Eason	18
1984	Darryl Drew	5
1985	Merlon Jones	9
1986	Bryan Brewer	9
1987	Bryan Brewer	13.5
1988	Winfred Hudson	8.5
1989	Maress Scott	9.5
1990	Keith Austin	5
1991	Sean Brantley	13.5
1992	Lee Greene	11
1993	Rod Williams	10
1994	Reggie Lee	6.5
1995	Rod Williams	9
1996	Jomo Cousins	9
1997	Jomo Cousins	10.5
1998	Ebbie Parsons	11
1999	Jauron Dailey	10
2000	Jauron Dailey	13
2001	Sean Kelly	13
2002	Jeff Green	7
2003	Jeff Green	3
2004	Altariq Brown	4.5
2005	Tyrone McGriff	6.5
2006	Dannel Shepard	3.5
2007	Vernon Wilder	5.5
2007	Dannel Shepard	5.5
2008	Bryan Parker	8
2009	Gregory Boler	3
2010	Jerry Willis	4.5
2011	Demarius Folsom	5.0
	Nicolas Hollinghead	5.0
2012	Brandon Hepburn	5.5
	Ellie Hyppolite	5.5
2013	Brandon Denmark	4.0
	France (Frank) Mays	4.0
2014	Shaun Ward	4.0
2015	Trevor Bone	1.5
	Romario Chisholm	1.5
2016	Calvin Darville	4.0
2017	Antonio Miller	4.0
2018	Antonio Miller	4.5
2019	Renaldo Flowers, Jr.	4.5

HISTORY & RECORDS

/// FLORIDA A&M MISCELLANEOUS ///

GAME ATTENDANCE

Largest Ever Attendance (Ohio Stadium, Columbus, Ohio)
103,595 - Ohio State (2013)

Largest In-State Attendance (Orange Bowl Stadium, Miami, Fla.)
74,292 - Miami (Fla.) (1992)

Orange Blossom Classic (Orange Bowl Stadium, Miami Fla.)
47,191 - vs. Jackson State (1961)

Tampa Classic (Tampa Stadium, Tampa Fla.)
46,477 - vs. Tampa (1969)

Bold City Classic (Gator Stadium Tampa, Fla.)
21,805 - vs. Maryland Eastern Shore, 1978).

Tallahassee Game (Doak Campbell Stadium)
37,501 - vs. Bethune-Cookman (1977).

Tallahassee Game (Bragg Memorial Stadium)
33,954 - vs. Morgan State, Homecoming, 1996.

Florida Classic (Camping World Stadium, Orlando, Fla.)
73,358 - vs. Bethune-Cookman in Orlando, Fla, 2003.

Atlanta Football Classic (Georgia Dome, Atlanta, Ga.)
70,185 - vs Tennessee State, 2003.

Circle City Classic (RCA Dome, Indianapolis, Ind.)
62,037 - vs. Hampton at Circle City Classic, 1996.

Best Tallahassee Attendance Average (Bragg Memorial Stadium)
21,964 - 4 Games (1994)

Best Total Tallahassee Attendance
82,387 - 4 Games (1996)

Highest Attendance With FAMU as Host (Season)
222,174 - 7 Games (2000)

Highest Attendance For Full Season
300,084 - 12 Games (1996)

Longest SIAC Winning Streak
60 - 1952-1956

Longest MEAC Winning Streak
13 - 1995-97

Longest SWAC Winning Streak
7 - 2022-

Most Shutouts (Season)
7 - 1938

Most Consecutive Times Shutout
4 - 1928

Most Games Won (Season)
12 - 1978

Most Games Lost (Season)
9 - 2013
9 - 2014

* - 9th game of 1960 through 10th game of 1962
** - 11th game of 1976 through 5th game of 1978

TOP ATTENDED GAMES

YEAR	OPPONENT	LOCATION	ATTENDANCE
2013	Ohio State	Columbus, Ohio	103,595
2003	Florida	Gainesville, Fla.	90,007
2012	Oklahoma	Norman, Okla.	84,852
1992	Miami (Fla.) [^]	Miami Gardens, Fla.	74,292
2003	Bethune-Cookman#	Orlando, Fla.	73,358
2006	Bethune-Cookman#	Orlando, Fla.	71,216
2000	Bethune-Cookman#	Orlando, Fla.	70,719
2002	Bethune-Cookman\$	Atlanta, Ga.	70,201
2003	Tennessee State\$	Atlanta, Ga.	70,185
1999	Bethune-Cookman#	Orlando, Fla.	70,125
2005	Bethune-Cookman#	Orlando, Fla.	70,112
2001	Bethune-Cookman#	Orlando, Fla.	70,112
2002	Miami (Fla.)	Miami Gardens, Fla.	68,548
2002	Tennessee State\$	Atlanta, Ga.	67,167
1998	Bethune-Cookman#	Orlando, Fla.	66,245
2000	Tennessee State\$	Atlanta, Ga.	62,455
1996	Hampton&	Indianapolis, Ind.	62,037
2008	Bethune-Cookman#	Orlando, Fla.	60,712
2016	Miami (Fla.)	Miami Gardens, Fla.	60,703
2011	Bethune-Cookman#	Orlando, Fla.	60,218
2011	Southern\$	Atlanta, Ga.	59,373
2003	Jackson State&	Indianapolis, Ind.	58,198
2006	Tennessee State\$	Atlanta, Ga.	57,885
2000	Grambling State&	Indianapolis, Ind.	57,808
1995	Miami (Fla.)	Miami Gardens, Fla.	57,721
1997	Bethune-Cookman#	Orlando, Fla.	56,351
2005	Tennessee State\$	Atlanta, Ga.	56,279
2019	Bethune-Cookman#	Orlando, Fla.	55,730
2003	Alabama State!	Detroit, Mich.	54,941
1999	Miami (Fla.) [^]	Miami Gardens, Fla.	54,147
2018	Bethune-Cookman#	Orlando, Fla.	52,142

[^] - Orange Blossom Classic | # - Florida Blue Florida Classic

! - Detroit Classic | \$ - Atlanta Football Classic | & - Circle City Classic

MISCELLANEOUS

Most Overtimes

6 - vs. Hampton (1996)

Longest Game

5 hours, 10 minutes - vs. Hampton (1996)

WON-LOSS RECORD

Most Consecutive Wins

21 - (1960-1962)*

17 (1976-1978)**

Longest Losing Streak

6 - 2015

/// LAST TIME IT HAPPENED (BEFORE 2023 SEASON) ///

TEAM	FLORIDA A&M	OPPONENT
RUSHING		
Had 400 or more yards	568 vs. Morris Brown, 1977	437, Georgia Southern, 1988
Had 300-399 yards	301 vs. Howard, 2007	314, North Carolina, 2022
Had 200-299 yards	201 vs. Arkansas-Pine Bluff, 2022	224, vs. Southern, 2022
Had 100-199 yards	107, at Alabama State, 2022	107, vs. Bethune-Cookman, 2022
Had 0-99 yards	30 vs. Bethune-Cookman, 2022	14, at Alabama State, 2022
Had fewer than 0 yards	-93 vs. Alcorn State, 1968	-15, Fort Valley State, 2019
Had 70 or more rush attempts	80 vs. Tennessee State, 1995	74, North Carolina A&T State, 1980
Had 60-69 rush attempts	<i>Not Recorded</i>	64, Bethune-Cookman, 2007
Had 50-59 rush attempts	53, vs. Tennessee State, 1995	56, Central Florida, 2019
Had six or more rush touchdowns	<i>Not Recorded</i>	7, Hampton, 2006
Had five rush touchdowns	5 vs. Southern, 2011	<i>Not Recorded</i>
Had four rush touchdowns	<i>Not Recorded</i>	4, South Florida, 2021
Had three rush touchdowns	3 vs. Bethune-Cookman, 2022	3, North Carolina, 2022
PASSING		
Had 500 or more yards	502 vs. Howard, 1998	561, Howard, 1998
Had 400-499 yards	427 at South Carolina State, 2019	<i>Not Recorded</i>
Had 300-399 yards	301 vs. Mississippi Valley State, 2022	332, Jackson State, 2022
Had 200-299 yards	252 vs. Bethune-Cookman, 2022	237, at South Carolina State, 2022
Had 75 yards or fewer	30 at Ohio State, 2013	66, Grambling State, 2021
Had 50 or more pass attempts	54 at North Carolina A&T State, 2018	50, at South Carolina State, 2022
Had 40-49 pass attempts	49 at Alabama State, 2022	40, vs. Arkansas-Pine Bluff, 2022
Had 30-39 pass attempts	34 vs. Southern, 2022	35, vs. Bethune-Cookman, 2022
Had 20 or fewer pass attempts	16 at Ohio State, 2013	18, at Alabama State, 2022
Had 20-29 pass completions	25 vs. Arkansas-Pine Bluff, 2022	20, vs. Bethune-Cookman, 2022
Had fewer than 10 completions	0 vs. Massachusetts, 1978	8, Albany State, 2022
Had six or more passing touchdowns	7 vs Howard, 1998	6, Central Florida, 2019
Had five passing touchdowns	5 at UAPB, 2021	5, Jackson State, 2022
Had four passing touchdowns	4 vs. North Carolina Central, 2019	4, Southeastern Louisiana, 2021
Had three passing touchdowns	3 vs. Bethune-Cookman, 2022	3, Bethune-Cookman, 2021
Had zero passing touchdowns	vs Jackson State, 2022	Albany State, 2022
Had seven passes intercepted	7 vs. Jackson State, 1996	<i>Not Recorded</i>
Had six passes intercepted	<i>Not Recorded</i>	<i>Not Recorded</i>
Had five passes intercepted	<i>Not Recorded</i>	<i>Not Recorded</i>
Had four passes intercepted	<i>Not Recorded</i>	<i>Not Recorded</i>
Had three passes intercepted	at Alabama State, 2022	South Carolina State, 2021
Did not throw an interception	vs. Bethune-Cookman, 2022	Mississippi Valley State, 2022
Completed passes to 10 or more players	11, North Carolina, 2022	12, Jackson State, 2022
Completed passes to nine players	at UAPB, 2021	vs. Bethune-Cookman, 2022
Completed passes to eight players	vs. Bethune-Cookman, 2022	at Grambling State, 2022
Completed passes to seven players	at Alabama State, 2022	at Alabama State, 2022
Completed passes to six players	vs. Southern, 2022	vs. Southern, 2022
TOTAL OFFENSE		
Had 700 or more yards	725 vs. Howard, 1996	745 at South Florida, 2011
Had 600-699 yards	<i>Not Recorded</i>	608, North Carolina, 2022
Had 500-599 yards	570 at UAPB, 2021	503, Southeastern Louisiana, 2021
Had 400-499 yards	498 vs. Arkansas-Pine Bluff, 2022	415, Alabama A&M, 2022
Had fewer than 100 yards	80 at Ohio State, 2013	81, Winston-Salem State, 2008
Ran 85 or more plays	86 at South Carolina State, 2019	93, Southeastern Louisiana, 2021
Ran 55 or fewer plays	53 vs. North Carolina A&T State, 2019	53, at Alabama State, 2022
SCORING		
Scored 90 or more points	97 vs. Bethune-Cookman, 1960	<i>Never</i>
Scored 80-89 points	84 vs. Norfolk State, 1998	<i>Never</i>
Scored 70-79 points	76 vs. South Carolina State, 1999	70, Miami, 2016
Scored 60-69 points	60 vs. Norfolk State, 2003	62, Central Florida, 2019
Scored 50-59 points	52 vs. Delaware State, 2019	59, Jackson State, 2022
Scored 40-49 points	41 vs. Bethune-Cookman, 2022	44, South Carolina State, 2018
Scored 30-39 points	30 vs. Southern, 2022	38, Southeastern Louisiana, 2021
Scored 0 points	at Central Florida (62-0), 2019	Alabama State (28-0), 2021
Won by 45 points or more	50 vs. Norfolk State (60-10), 2003	56, Jackson State (59-3), 2022
Won by 30-44 points	30 UAPB (37-7), 2021	32, North Carolina (56-24), 2022
Won by 20-29 points	21 vs. Bethune-Cookman (41-20), 2022	24, Southeastern Louisiana (38-14), 2021
Scored on first drive of game	Touchdown vs. Bethune-Cookman, 2022	vs. Southern, 2022
Recorded a safety	at Alabama State, 2022	Alabama A&M, 2022
Recorded two or more safeties	vs. Southern, 2019	<i>Not Recorded</i>
Scored on a blocked field goal	at Alabama State, 2022 (Kendall Bohler, 51 Yards)	<i>Not Recorded</i>
Scored on first offensive play of game	<i>Not Recorded</i>	Bethune-Cookman, 2021
TURNOVERS		
Lost seven or more turnovers	7 vs. Jackson State, 1996	9, North Carolina A&T State, 1968
Lost six turnovers	vs. Tuskegee, 1977	<i>Not Recorded</i>
Lost five turnovers	at Norfolk State, 2017	<i>Not Recorded</i>
Lost four turnovers	at Mississippi Valley State, 2021	Bethune-Cookman, 2021
Lost four or more fumbles	6 vs. Tuskegee, 1977	13, North Carolina A&T State, 1968
Threw four or more interceptions	7 vs. Jackson State, 1996	<i>Not Recorded</i>
Did not commit a turnover	vs. Bethune-Cookman, 2022	at Grambling State, 2022
Lost a game and did not commit a turnover	at Central Florida, 2019	Grambling State, 2021
Two turnovers returned for touchdowns	Bethune-Cookman, 2021	<i>Not Recorded</i>
Two interceptions returned for touchdowns	<i>Not Recorded</i>	<i>Not Recorded</i>
DEFENSE		
Intercepted three or more passes	3 at South Carolina State, 2022	3, at Alabama State, 2022
Intercepted two passes	2 vs. Alabama A&M, 2022	2, at South Carolina State, 2022
Recorded 5 or more sacks	7 vs. Bethune-Cookman, 2022	<i>Not Recorded</i>
Returned an interception for a touchdown	100 yards at Delaware State, 2016	35 yards, Jackson State, 2022
Returned a fumble for a touchdown	47 yards vs. Bethune-Cookman, 2021	0, Mississippi Valley State, 2021
Recorded 8.0 or more tackles for loss in a game	14, vs. Bethune-Cookman, 2022	8.0, vs. Arkansas-Pine Bluff, 2022

HISTORY & RECORDS

/// LAST TIME IT HAPPENED (BEFORE 2023 SEASON) ///

TEAM	FLORIDA A&M	OPPONENT
SPECIAL TEAMS		
Returned a punt for a touchdown	59 yards at Mississippi Valley State, 2021	80 yards at Grambling State, 2022
Returned a blocked punt for a touchdown	<i>Not Recorded</i>	50 yards, at Alabama State, 2022
Blocked a punt for a safety	<i>Not Recorded</i>	Morgan State, 2019
Returned a kickoff for a touchdown	94 vs. Delaware State, 2019	100, North Carolina A&T State, 2018
Blocked a punt	<i>Not Recorded</i>	Jackson State, 2022
Punted 10 or more times	13 at Central Florida, 2019	10, at South Carolina State, 2022
Did not record a punt	<i>Not Recorded</i>	<i>Not Recorded</i>
Blocked a field goal	at Alabama State, 2022	Jackson State, 2021
Blocked a PAT	<i>Not Recorded</i>	<i>Not Recorded</i>
Recovered an onside kick	<i>Not Recorded</i>	at Grambling State, 2022
Made five or more field goals	5 vs. North Carolina Central, 2013	<i>Not Recorded</i>
Scored via offense, defense and special teams	vs. Bethune-Cookman, 2021	Jackson State, 2022
MISCELLANEOUS		
Had 30 or more first downs	37 vs. Howard, 1998	42, Central Florida, 2019
Had 10 or fewer first downs	8 at Central Florida, 2019	10, Grambling State, 2021
Had 20 or more penalties	21, Morgan State, 2010	20, Howard, 1993
Had 15-19 penalties	15 at South Carolina State, 2022	16, Savannah State, 2018
Had 100 or more penalty yards	172 at Grambling State, 2022	115, Jackson State, 2022
Had less than 25 penalty yards	10, Bethune-Cookman, 1976	5, Morris Brown, 1959
Had zero penalties	<i>Not Recorded</i>	<i>Not Recorded</i>
Had 35 minutes or more possession time	36:46 vs. Arkansas-Pine Bluff, 2022	36:39, Alabama A&M, 2022
Scoring drive of 15 or more plays	15, vs. Arkansas-Pine Bluff, 2022	17, vs. Southern, 2022
Scoring drive of 99 yards	99 vs. Bethune-Cookman, 1991	99, Bethune-Cookman, 2018
INDIVIDUAL		
RUSHING		
Rushed 30 or more times	<i>Not Recorded</i>	32, North Carolina A&T State, Tarik Cohen, 2013
Rushed for 300 or more yards	<i>Not Recorded</i>	<i>Not Recorded</i>
Rushed for 200-299 yards	222, vs. Howard, Phii Sylvester, 2007	204, South Carolina State, Jalen Simmons, 2014
Rushed for 150-199 yards	187 at Alabama A&M, Deshawn Smith, 2021	<i>Not Recorded</i>
QB rushed for 100 or more yards	118 at Delaware State, Ryan Stanley, 2016	113 at Grambling State, Julian Calvez, 2022
QB rushed for a long of 50 yards or more	54 at Delaware State, Ryan Stanley, 2016	58, vs. Bethune-Cookman, Jalon Jones, 2022
Had four or more rushing touchdowns	5 vs. Southern, Lavante Page, 2011	4, Oklahoma, Damien Williams, 2012
Had three rushing touchdowns	3 at Delaware State, Ryan Stanley, 2016	3, South Florida, Jaren Mangham, 2021
Had a run of 80 or more yards	80 at Alabama A&M, Bishop Bonnett, 2021	99 yards, Bethune-Cookman, Tupac Ishme, 2018
Had a run of 70-79 yards	73 at Samford, Devin Bowers, 2015	<i>Not Recorded</i>
PASSING		
Passed for 400 or more yards	427 at South Carolina State, Ryan Stanley, 2019	561, Howard, Ted White, 1998
Passed for 300-399 yards	343 vs. Alabama A&M, Jeremy Moussa, 2022	323, Jackson State, Shedeur Sanders, 2022
Attempted 45 or more passes	49 at Alabama State, Jeremy Moussa, 2022	45, Southeastern Louisiana, Cole Kelley, 2021
Completed 30-39 passes	30 at South Carolina State, Ryan Stanley, 2019	31, Southeastern Louisiana, Cole Kelley, 2021
Threw five or more touchdown passes	5 at UAPB, Rasean McKay, 2021	5, Jackson State, Shedeur Sanders, 2022
Threw four touchdown passes	4 vs. Delaware State, Ryan Stanley, 2019	4, Southeastern Louisiana, Cole Kelley, 2021
Threw four or more interceptions	7 vs. Jackson State, Oteman Sampson, 1996	<i>Not Recorded</i>
Threw three interceptions	at Alabama State, Jeremy Moussa, 2022	Corey Fields Jr., at South Carolina State, 2022
Completed a pass of 70 or more yards	91 yards vs. Hampton, Ryan Stanley, 2017	83, Mississippi Valley State, Jamari Jones, 2022
Completed a pass to 10 or more receivers	11 at North Carolina, Jeremy Moussa, 2022	12, Jackson State, Shedeur Sanders, 2022
RECEIVING		
Caught 15 or more passes	15 vs. South Florida, Xavier Smith, 2021	15, Southern, Fred Bailey, 1994
Had 200 or more receiving yards	201 vs. Southern, Xavier Smith, 2019	242, Tennessee State, Golden Tate, 1983
Caught three or more touchdowns	3 vs. Alabama A&M, Xavier Smith, 2022	3, North Carolina A&T State, Kwashaun Quick, 2014
Had two players with 100+ yards receiving	X. Smith 137 & D. Manigo 136 at South Carolina State, 2019	<i>Never</i>
TOTAL OFFENSE		
Had 500 or more yards	539 vs. Georgia Southern, Oteman Sampson, 1997	561, Howard, Ted White, 1998
Had 400-499 yards	430 at South Carolina State, Ryan Stanley, 2019	<i>Not Recorded</i>
QB had 100 yards or more passing AND rushing	204 pass, 118 rush at Delaware State, Ryan Stanley, 2016	<i>Not Recorded</i>
DEFENSE		
Intercepted three or more passes	4 vs. Tennessee State, Dorsey Hutchinson, 1991	3, Samford, Josh Kimberlin, 2013
Intercepted two passes	2 vs. UAPB, BJ Bohler, 2021	2, Bethune-Cookman, Tydarius Peters, 2018
Recovered two or more fumbles	<i>Not Recorded</i>	<i>Not Recorded</i>
Forced two or more fumbles	<i>Not Recorded</i>	<i>Not Recorded</i>
Recorded 3 or more sacks	3.0 vs. Bethune-Cookman, Anthony Dunn Jr., 2022	3.0, Morgan State, Chris Robinson, 2014
Recorded 15 or more tackles	15 at South Florida, Markquese Bell, 2021	18, Norfolk State, Anthony Smith, 2018
Returned an interception for a touchdown	100 yards at Delaware State, Orlando McKinley, 2016	35 yards, Jackson State, Ke'Vric Wiggins Jr., 2022
Returned a fumble for a touchdown	46 yards vs. Bethune-Cookman, Gentle Hunt, 2021	19 yards, Jackson State, Aubrey Miller, 2022
Recorded 4 or more tackles for loss in a game	4.0 vs. Bethune-Cookman, Anthony Dunn Jr., 2022	4.5, Mississippi Valley State, Keonte Daniels, 2021
Recorded a safety	1 at Alabama State, Isaiah Land, 2022	
SPECIAL TEAMS		
Scored 13 or more points kicking	21 vs. Fort Valley State, Yahia Aly, 2018	13, Central Florida, Dylan Barnas, 2019
Made four or more field goals	6 vs. Fort Valley State, Yahia Aly, 2018	4, South Carolina State, Blake Erickson, 2010
Made a field goal of 60 or more yards	<i>Never</i>	<i>Never</i>
Made a field goal between 50-59 yards	51 vs. South Carolina State, Jose Romo-Martinez, 2021	<i>Not Recorded</i>
Had a punt of 70 or more yards	72 vs. North Carolina A&T State, Chris Faddoul, 2019	<i>Not Recorded</i>
Had a punt of 60-69 yards	62 at Alabama A&M, Jose Romo-Martinez, 2021	69, Mississippi Valley State, Orla Fernandez, 2021
Punted nine or more times	9 Chris Faddoul, at South Carolina State, 2022	10, Dyson Roberts, at South Carolina State, 2022
Had a punting average of 50 yards or better	55.0 vs. Arkansas-Pine Bluff, Chris Faddoul, 2022	56.0, Morgan State, Lawrence Forbes, 2013
Had 100 or more kick return yards	143 vs. Delaware State, Marcus Williams, 2019	104, North Carolina A&T State, Khris Gardin, 2014
Had a kickoff return for a touchdown	94 yard return vs. Delaware State, Marcus Williams, 2019	100 yard return, North Carolina A&T State, Malik Wilson, 2018
Had 100 or more punt return yards	154, at Mississippi Valley State, Jah' Marae Sheread, 2021	104, North Carolina A&T State, Khris Gardin, 2014
Had a punt return for a touchdown	59 yard return at Mississippi Valley State, Jah' Marae Sheread, 2021	80 yard return at Grambling State, Donald Johnson, 2022
Blocked a punt	vs. Southern, A. Walker, 2008	at Alabama State, Jayden John, 2022 (50-yard touchdown Cail Jackson)
Blocked a field goal	at Alabama State, Kendall Bohler, 2022	Bethune-Cookman, Mason Hall, 2021
Returned a blocked field goal for a touchdown	51 yards at Alabama State, Kendall Bohler, 2022	<i>Not Recorded</i>
Scored a 2-point conversion	vs. Howard, Chris Faddoul rush, 2019	North Carolina A&T State, Jalen Fowler pass, 2019

/// FLORIDA A&M ALL-TIME SERIES RECORDS ///

Opponents	First Meeting	Last Meeting	Total Games	Won	Lost	Tied	Pct.
Alabama A&M	1932	2022	17	15	2	0	.882
Alabama State	1909	2022	41	19	20	2	.463
Albany State	1972	2022	15	12	3	0	.800
Alcorn State	1935	1987	11	4	7	0	.363
Allen	1951	1968	18	18	0	0	1.000
Appalachian State	1999	1999	1	1	0	0	1.000
Arkansas	2017	2017	1	0	1	0	.000
Arkansas-Pine Bluff	2021	2022	2	2	0	0	1.000
Benedict	1933	1966	19	19	0	0	1.000
Bethune-Cookman	1925	2022	76	51	24	1	.671
Central Florida (UCF)	1987	2019	2	1	1	0	.500
Central State	1963	1988	7	3	3	1	.500
Claffin	1926	1933	2	2	0	0	1.000
Clark	1928	1928	1	0	1	0	.000
Clark Atlanta	1936	1948	8	7	1	0	.875
Coastal Carolina	2014	2016	2	0	2	0	.000
Delaware State	1977	2019	25	19	6	0	.760
Eastern Kentucky	1983	1984	2	1	1	0	.500
Edward Waters	1931	1931	1	0	1	0	.000
Fisk	1946	1946	1	1	0	0	1.000
Florida	2003	2003	1	0	1	0	.000
Florida Atlantic (FAU)	2004	2004	1	0	1	0	.000
Florida International (FIU)	2004	2005	2	0	2	0	.000
Florida N&I	1929	1932	2	1	0	1	1.000
Fort Benning	1931	1943	3	2	1	0	.667
Fort Valley State	1951	2021	12	11	1	0	.916
Georgia Southern	1984	2001	10	2	8	0	.200
Grambling State	1955	2022	17	7	10	0	.412
Hampton	1937	2017	21	11	10	0	.523
Howard	1933	2019	38	27	11	0	.710
Illinois	2004	2004	1	0	1	0	.000
Jackson State	1961	2022	21	7	12	2	.333
Jacksonville State	1970	1970	1	0	1	0	.000
Kentucky State	1935	1985	11	8	2	1	.800
Knoxville	1937	1947	5	5	0	0	1.000
Lane	1937	1942	5	4	1	0	.800
Langston	1960	1960	1	1	0	0	1.000
LeMoyne	1935	1936	2	0	2	0	.000
Lincoln (Mo.)	1946	1964	6	5	1	0	.833
Louisiana Normal	1945	1945	1	1	0	0	1.000
MacDill Field	1944	1944	1	1	0	0	1.000
Maryland State	1954	1978	4	4	0	0	1.000
Massachusetts	1978	1978	1	1	0	0	1.000
Miami (Fla.)	1979	2016	10	1	9	0	.100
Mississippi Valley State	1987	2022	4	4	0	0	1.000
Morehouse	1927	145	3	2	1	0	.667
Morgan State	1943	2019	29	21	8	0	.724
Morris Brown	1929	2002	53	42	8	3	.840
Murray State	1981	1981	1	0	1	0	.000
Nicholls State	2004	2004	1	0	1	0	.000
Norfolk State	1997	2019	16	13	3	0	.812
North Carolina	2022	2022	1	0	1	0	.000
North Carolina A&T State	1938	2019	65	44	18	3	.709
North Carolina Central	1937	2019	12	7	4	1	.583
Ohio State	2013	2013	1	0	1	0	.000
Oklahoma	2012	2012	1	0	1	0	.000
Prairie View A&M	1936	1959	8	5	3	0	.625
Rhode Island	1979	1981	2	2	0	0	1.000
Samford	2013	2015	2	0	2	0	.000
Santa Clara	1971	1971	1	0	1	0	.000
Savannah State	1927	2018	4	3	1	0	.750
Shaw	1947	1948	2	1	1	0	.500
South Carolina State	1930	2022	60	32	26	2	.533
South Florida	2005	2021	4	0	4	0	.000
Southeastern Louisiana	2021	2021	1	0	1	0	.000
Southern	1941	2022	62	35	26	1	.566
St. Augustine's	1907	1907	1	0	1	0	.000
Straight College	1934	1934	1	1	0	0	1.000
Talladega	1920	1921	2	0	2	0	.000
Tampa	1969	1974	5	1	4	0	.200
Temple	2004	2004	1	1	1	0	.000
Tennessee State	1944	2017	55	25	30	0	.454
Texas College	1942	1954	6	6	0	0	1.000
Texas Southern	1958	1968	11	9	2	0	.818
Troy	1984	2018	6	2	4	0	.333
Tulane	2004	2004	1	0	1	0	.000
Tuskegee	1908	2016	46	27	16	3	.627
Tyndall AFB	1953	1953	1	1	0	0	1.000
Virginia State	1934	1952	3	2	1	0	.667
Virginia Tech	2004	2004	1	0	1	0	.000
Virginia Union	1948	2004	2	1	1	0	.500
Western Carolina	1972	1972	2	1	1	0	.500
Western Illinois	1998	1998	1	0	1	0	.000
Western Kentucky	2000	2000	1	0	1	0	.000
Wilberforce	1940	1946	3	1	1	1	.500
Wiley	1939	1959	4	2	1	1	.667
Winston-Salem State	2007	2009	3	2	1	0	.667
Xavier (La.)	1939	1956	9	9	0	0	1.000

HISTORY & RECORDS

/// FLORIDA A&M ALL-TIME SERIES RECORDS ///

Opponents	First Meeting	Last Meeting	Total Games	Won	Lost	Tied	Pct.
Youngstown State	1985	1999	2	0	2	0	.000

/// FLORIDA A&M YEAR-BY-YEAR RESULTS ///

1907

Head Coach: Jubie Bragg

Record: 0-1-0

OPPONENT	W-L-T	FAMU	OPP.
St. Augustine (N.C.)	L	0	10

1908

Head Coach: Jubie Bragg

Record: 0-1-0

OPPONENT	W-L-T	FAMU	OPP.
Tuskegee	L	0	51

1909

Head Coach: Jubie Bragg

Record: 0-1-0

OPPONENT	W-L-T	FAMU	OPP.
Alabama State	L	0	65

1920

Head Coach: Jubie Bragg

Record: 0-2-0

OPPONENT	W-L-T	FAMU	OPP.
Talladega	L	7	24
Tuskegee	L	0	13

1921

Head Coach: Jubie Bragg

Record: 0-1-1

OPPONENT	W-L-T	FAMU	OPP.
Talladega	L	0	3
Tuskegee	T	0	0

1922

Head Coach: Jubie Bragg

Record: 0-1-1

OPPONENT	W-L-T	FAMU	OPP.
Alabama State	L	0	14
Tuskegee	T	0	0

1923

Head Coach: Jubie Bragg

Record: 1-0-0

OPPONENT	W-L-T	FAMU	OPP.
Alabama State	W	6	0

1924

Head Coach: Jubie Bragg

Record: 0-1-0

OPPONENT	W-L-T	FAMU	OPP.
Alabama State	L	6	13

1925

Head Coach: Jubie Bragg

Record: 1-2-0

OPPONENT	W-L-T	FAMU	OPP.
Bethune-Cookman	W	23	0
Alabama State	L	0	25
Tuskegee	L	0	40

1926

Head Coach: Franz "Jazz" Byrd

Record: 2-2-0

OPPONENT	W-L-T	FAMU	OPP.
Bethune-Cookman	L	0	12
Alabama State	W	6	0
Tuskegee	L	6	73
Claffin	W	17	0

1927

Head Coach: Franz "Jazz" Byrd

Record: 2-3-0

OPPONENT	W-L-T	FAMU	OPP.
Bethune-Cookman	W	12	6
Alabama State	L	0	25
Tuskegee	L	13	33
Morehouse	L	13	14
Savannah State	W	18	0

1928

Head Coach: Franz "Jazz" Byrd

Record: 0-4-0

OPPONENT	W-L-T	FAMU	OPP.
Alabama State	L	0	6
Tuskegee	L	0	46
Clark	L	0	6
Morris Brown	L	0	8

1929

Head Coach: Franz "Jazz" Byrd

Record: 0-4-1

OPPONENT	W-L-T	FAMU	OPP.
Bethune-Cookman	T	6	6
Florida N&I	T	0	0
Alabama State	L	0	6
Tuskegee	L	0	52
Morris Brown	L	0	24

1930

Head Coach: Jubie Bragg

Record: 0-3

OPPONENT	W-L-T	FAMU	OPP.
Alabama State	L	6	13
Morris Brown	L	6	21
South Carolina State	L	7	21

1931

Head Coach: Jubie Bragg

Record: 3-3

OPPONENT	W-L-T	FAMU	OPP.
Bethune-Cookman	W	32	0
Edward Waters	L	0	2
Alabama State	L	0	14
Morris Brown	L	0	6
Fort Benning	W	24	6
South Carolina State	W	9	0

1932

Head Coach: Jubie Bragg

Record: 4-2-1

OPPONENT	W-L-T	FAMU	OPP.
Bethune-Cookman	W	25	0
Florida N&I*	W	25	0
Alabama A&M	W	54	7
Alabama State	L	0	7
Morris Brown	L	0	32
Fort Benning	W	9	0
South Carolina State	T	12	12

1933

Head Coach: Theodore Wright

Record: 4-2-0

OPPONENT	W-L-T	FAMU	OPP.
Alabama State	L	6	32
Benedict	W	26	0
Claffin	W	43	0
Morehouse	W	13	7
South Carolina State	L	0	26
Howard	W	9	6

1934

Head Coach: Eugene Bragg

Record: 4-2-0

OPPONENT	W-L-T	FAMU	OPP.
Alabama State	W	7	0
South Carolina State	L	0	6
Tuskegee	L	7	26
Morris Brown	W	6	3
Straight College	W	6	0
Virginia State	W	13	12

1935

Head Coach: Theodore Wright

Record: 3-5-1

OPPONENT	W-L-T	FAMU	OPP.
Alabama State	L	0	7
Benedict	W	24	6
South Carolina State	L	0	13
Tuskegee	W	3	0
Morris Brown	L	0	21
Alcorn State	W	7	0
LeMoyné	L	13	19
Kentucky State	L	10	19

1936

Head Coach: William "Big Bill" Bell

Record: 2-4-1

OPPONENT	W-L-T	FAMU	OPP.
Alabama State	T	0	0
South Carolina State	W	9	0
Tuskegee	W	14	13
Clark Atlanta	L	3	6
LeMoyné	L	0	26
Alcorn State	L	7	12
Prairie View A&M	L	0	6

1937

Head Coach: William "Big Bill" Bell

Record: 7-1-1

OPPONENT	W-L-T	FAMU	OPP.
Alabama State	W	7	0
South Carolina State	T	7	7
Clark Atlanta	W	14	6
Morris Brown	W	9	7
Lane	W	12	0
Knoxville	W	31	0
Prairie View A&M	L	14	27
Hampton	W	25	20
North Carolina Central	W	13	7

1938

Head Coach: William "Big Bill" Bell

Record: 8-0-0

OPPONENT	W-L-T	FAMU	OPP.
Alabama State	W	17	0
South Carolina State	W	41	0
Tuskegee	W	40	0
Clark Atlanta	W	33	0
Morris Brown	W	16	0
North Carolina A&T	W	13	0
Knoxville	W	20	0
Kentucky State	W	9	7

1939

Head Coach: William "Big Bill" Bell

Record: 6-2-1

OPPONENT	W-L-T	FAMU	OPP.
Alabama State	L	6	9
South Carolina State	W	13	0
Tuskegee	W	20	6
North Carolina A&T	T	0	0
Morris Brown	W	14	12
Lane	L	6	25
North Carolina Central	W	20	7
Xavier	W	33	0
Wiley	W	42	0

1940

Head Coach: William "Big Bill" Bell

Record: 6-1-3

OPPONENT	W-L-T	FAMU	OPP.
Alabama State	L	6	7
South Carolina State	W	20	0
Benedict	W	32	7
Morris Brown	W	20	13
Lane	W	7	6
North Carolina A&T	W	7	0
Kentucky State	T	7	7
Xavier (La.)	W	14	12
North Carolina Central	T	7	7
Wilberforce	T	0	0

1941

Head Coach: William "Big Bill" Bell

Record: 8-0-1

OPPONENT	W-L-T	FAMU	OPP.
Alabama State	W	22	0
Benedict	W	20	0
Morris Brown	T	0	0
Lane	W	48	0
North Carolina A&T	W	19	0
Xavier (La.)	W	27	0
Southern	W	10	8
Kentucky State	W	13	0
Tuskegee	W	15	7

1942

Head Coach: William "Big Bill" Bell

Record: 9-0-0

OPPONENT	W-L-T	FAMU	OPP.
Alabama State	W	26	0
Benedict	W	61	7
Morris Brown	W	14	7
Tuskegee	W	20	7
Lane	W	21	0
North Carolina A&T	W	6	0
Xavier (La.)	W	44	14
Alabama A&M	W	32	0
Texas College	W	12	6

1943

Head Coach: Herman Nielson

Record: 1-4-2

OPPONENT	W-L-T	FAMU	OPP.
Alabama State	T	6	6
Tuskegee	L	6	19
Clark Atlanta	W	13	0
Morris Brown	T	0	0
Fort Benning	L	6	21
Morgan State	L	0	50
Hampton	L	0	30

1944

Head Coach: Herman Nielson

Record: 7-3-0

OPPONENT	W-L-T	FAMU	OPP.
Alabama State	W	44	6
Tuskegee	W	14	13
Clark Atlanta	W	14	7
Tennessee State	L	6	19
Morris Brown	W	19	0
Morehouse	W	33	0
Tennessee State	L	0	12
MacDill Field	W	13	7
Hampton	W	40	0
Virginia State	L	6	19

1945

Head Coach: A.S. "Jake" Gaither

Record: 9-1-0

OPPONENT	W-L-T	FAMU	OPP.
Alabama State	W	35	2
Morris Brown	W	39	0
Knoxville	W	25	0
Tuskegee	W	54	20
Clark Atlanta	W	24	19
Morehouse	W	46	6
Wilberforce	W	26	20
Louisiana Normal	W	33	12
Tennessee State	W	20	

1949

Head Coach: A.S. "Jake" Gaither
Record: 7-2-0

OPPONENT	W-L-T	FAMU	OPP.
Tuskegee	W	58	0
Morris Brown	W	31	20
Southern	L	13	31
Xavier (La.)	W	58	13
Alcorn State	W	55	7
Fort Valley State	W	39	0
Allen	W	34	0
Benedict	W	13	0
North Carolina A&T	L	14	20

1950

Head Coach: A.S. "Jake" Gaither
Record: 7-1-1

Black College Football National Champions

OPPONENT	W-L-T	FAMU	OPP.
Benedict	W	20	13
Tuskegee	W	26	0
Morris Brown	W	20	0
North Carolina A&T	W	14	9
Texas College	W	26	6
Bethune-Cookman	W	33	7
Allen	W	40	13
Southern	T	0	0
Central State	L	6	13

1951

Head Coach: A.S. "Jake" Gaither
Record: 7-1-1

OPPONENT	W-L-T	FAMU	OPP.
Benedict	W	54	0
Morris Brown	L	13	20
North Carolina A&T	T	7	7
Texas College	W	48	13
Bethune-Cookman	W	26	13
Allen	W	34	0
Southern	W	36	6
Fort Valley State	W	48	0
North Carolina Central	W	67	6

1952

Head Coach: A.S. "Jake" Gaither
Record: 8-2-0

Black College Football National Champions

OPPONENT	W-L-T	FAMU	OPP.
Benedict	W	41	7
Morris Brown	W	27	7
Texas College	W	48	13
Bethune-Cookman	L	7	8
Allen	W	45	7
Fort Valley State	W	51	0
Prairie View A&M	W	10	7
Southern	L	13	25
Virginia State	W	27	7

1953

Head Coach: A.S. "Jake" Gaither
Record: 10-1-0

Black College Football National Champions

OPPONENT	W-L-T	FAMU	OPP.
Texas College	W	33	0
Benedict	W	45	0
Fort Valley State	W	31	0
Tyndall AFB	W	8	0
Morris Brown	W	20	0
Xavier (La.)	W	65	0
Bethune-Cookman	W	39	7
North Carolina A&T	W	33	13
Allen	W	28	10
Southern	W	33	25
Prairie View A&M	L	27	33

1954

Head Coach: A.S. "Jake" Gaither
Record: 8-1-0

Black College Football National Champions

OPPONENT	W-L-T	FAMU	OPP.
Texas College	W	39	14
Benedict	W	36	6
Morris Brown	W	27	7
Prairie View A&M	W	19	7
Xavier (La.)	W	25	7
North Carolina A&T	W	14	7
Allen	W	68	13

Southern	L	20	59
Maryland State	W	67	19

1955

Head Coach: A.S. "Jake" Gaither
Record: 7-1-1

OPPONENT	W-L-T	FAMU	OPP.
Benedict	W	80	6
Fort Valley State	W	49	0
Morris Brown	W	14	6
Bethune-Cookman	W	32	0
Xavier (La.)	W	60	19
North Carolina A&T	T	28	28
Allen	W	34	7
Southern	51	0	
Grambling State	L	21	28

1956

Head Coach: A.S. "Jake" Gaither
Record: 8-1-0

OPPONENT	W-L-T	FAMU	OPP.
North Carolina Central	W	25	0
Fort Valley State	W	33	6
Morris Brown	W	46	14
Bethune-Cookman	W	54	6
Xavier (La.)	W	68	6
North Carolina A&T	W	49	13
Allen	W	58	6
Southern	W	34	6
Tennessee State	L	39	41

1957

Head Coach: A.S. "Jake" Gaither
Record: 9-0-0

Black College Football National Champions

OPPONENT	W-L-T	FAMU	OPP.
Fort Valley State	W	74	0
Morris Brown	W	27	0
Bethune-Cookman	W	45	6
Benedict	W	40	2
North Carolina A&T	W	42	6
Allen	W	42	0
Southern	W	32	6
North Carolina Central	W	14	0
Maryland State	W	27	21

1958

Head Coach: A.S. "Jake" Gaither
Record: 8-1-0

OPPONENT	W-L-T	FAMU	OPP.
Benedict	W	68	0
Morris Brown	W	13	0
Bethune-Cookman	W	29	0
South Carolina State	W	28	8
North Carolina A&T	W	27	22
Allen	W	52	14
Southern	L	6	35
Texas Southern	W	22	18
Prairie View A&M	W	8	7

1959

Head Coach: A.S. "Jake" Gaither
Record: 10-0-0

Black College Football National Champions

OPPONENT	W-L-T	FAMU	OPP.
Benedict	W	74	0
Wiley	W	64	0
Morris Brown	W	6	0
Bethune-Cookman	W	68	6
South Carolina State	W	34	12
North Carolina A&T	W	28	16
Allen	W	52	8
Southern	W	21	14
Texas Southern	W	36	8
Prairie View A&M	W	28	7

1960

Head Coach: A.S. "Jake" Gaither
Record: 9-1-0

OPPONENT	W-L-T	FAMU	OPP.
Benedict	W	68	0
Lincoln (Mo.)	W	46	6
Bethune-Cookman	W	97	0
South Carolina State	W	80	0
North Carolina A&T	W	49	19
Allen	W	35	0
Southern	L	6	14
Texas Southern	W	30	8

Langston	W	40	26
----------	---	----	----

1961

Head Coach: A.S. "Jake" Gaither
Record: 10-0-0

Black College Football National Champions

OPPONENT	W-L-T	FAMU	OPP.
Benedict	W	52	0
Lincoln (Mo.)	W	49	6
Morris Brown	W	56	0
Bethune-Cookman	W	76	0
South Carolina State	W	60	0
North Carolina A&T	W	34	12
Allen	W	71	0
Southern	W	46	0
Texas Southern	W	48	7
Jackson State	W	14	8

1962

Head Coach: A.S. "Jake" Gaither
Record: 9-1-0

AP Small College Football National Champions

OPPONENT	W-L-T	FAMU	OPP.
Benedict	W	60	0
Lincoln (Mo.)	W	52	6
Morris Brown	W	36	12
Bethune-Cookman	W	52	6
Tennessee State	W	20	0
North Carolina A&T	W	38	6
Allen	W	67	0
Southern	W	25	0
Texas Southern	W	48	18
Jackson State	L	6	22

1963

Head Coach: A.S. "Jake" Gaither
Record: 8-2-0

OPPONENT	W-L-T	FAMU	OPP.
Lincoln (Mo.)	W	44	6
Benedict	W	14	0
Morris Brown	W	66	0
Tennessee State	L	12	14
Central State	W	54	0
North Carolina A&T	W	32	0
Southern	W	37	0
Bethune-Cookman	W	38	14
Texas Southern	L	14	20
Morgan State	W	30	7

1964

Head Coach: A.S. "Jake" Gaither
Record: 9-1-0

OPPONENT	W-L-T	FAMU	OPP.
Lincoln (Mo.)	W	14	3
Central State	W	56	15
Morris Brown	W	28	0
Tennessee State	W	22	20
Benedict	W	54	6
North Carolina A&T	W	46	24
Southern	L	20	43
Bethune-Cookman	W	31	14
Texas Southern	W	24	14
Grambling State	W	42	15

1965

Head Coach: A.S. "Jake" Gaither
Record: 7-3-0

OPPONENT	W-L-T	FAMU	OPP.
Allen	W	25	12
South Carolina State	W	19	12
Alabama A&M	W	28	14
Morris Brown	W	23	7
Tennessee State	L	6	45
North Carolina A&T	W	28	14
Southern	W	41	38
Bethune-Cookman	W	47	8
Texas Southern	L	21	34
Morgan State	L	7	36

1966

Head Coach: A.S. "Jake" Gaither
Record: 7-3-0

OPPONENT	W-L-T	FAMU	OPP.
Allen	W	43	3
South Carolina State	L	3	8
Benedict	W	56	12
Morris Brown	W	22	15
Tennessee State	L	0	29
North Carolina A&T	W	64	18
Southern	L	13	17
Bethune-Cookman	W	37	13
Texas Southern	W	41	12
Alabama A&M	W	43	26

1967

Head Coach: A.S. "Jake" Gaither
Record: 8-2-0

OPPONENT	W-L-T	FAMU	OPP.
Allen	W	43	0
South Carolina State	W	23	0
Alabama A&M	W	45	36
Morris Brown	W	44	0
Tennessee State	L	8	32
North Carolina A&T	W	63	6
Southern	W	36	25
Bethune-Cookman	W	30	6
Texas Southern	W	30	6
Grambling State	L	25	28

1968

Head Coach: A.S. "Jake" Gaither
Record: 8-2-0

OPPONENT	W-L-T	FAMU	OPP.
Allen	W	48	0
South Carolina State	W	25	3
Alabama A&M	W	33	7
Morris Brown	W	7	0
Tennessee State	W	32	13
North Carolina A&T	L	6	9
Southern	W	33	25
Bethune-Cookman	W	23	20
Texas Southern	W	20	7
Alcorn State	L	9	36

1969

Head Coach: A.S. "Jake" Gaither
Record: 8-1-0

OPPONENT	W-L-T	FAMU	OPP.
South Carolina State	W	27	7
Alabama A&M	W	42	14
Morris Brown	W	45	15
Tennessee State	L	20	33
North Carolina A&T	W	26	9
Southern	W	10	7
Bethune-Cookman	W	60	15
Tampa	W	34	28
Grambling State	W	23	19

1970

Head Coach: Robert "Pete" Griffin
Record: 5-5-0

OPPONENT	W-L-T	FAMU	OPP.
North Carolina A&T	W	33	0
South Carolina State	W	28	10
Alabama A&M	W	34	16
Morris Brown	L	22	28
Tennessee State			

/// FLORIDA A&M YEAR-BY-YEAR RESULTS ///

South Carolina State	W	28	7
Alabama A&M	L	13	14
Morris Brown	W	45	30
Tennessee State	L	8	50
Tuskegee	W	24	17
Santa Clara	L	16	29
Southern	L	9	13
Bethune-Cookman	W	33	20
Tampa	L	14	56
Kentucky State	W	27	9

1972

Head Coach: James "Big Jim" Williams
Record: 5-6-0

OPPONENT	W-L-T	FAMU	OPP.
North Carolina A&T	L	20	22
Western Carolina	W	21	17
Alabama State	L	8	13
Morris Brown	W	42	14
Tennessee State	L	25	44
Tuskegee	L	6	17
Tampa	L	9	26
Southern	W	27	13
Bethune-Cookman	W	28	18
Albany State	L	6	21
Maryland State	W	41	21

1973

Head Coach: James "Big Jim" Williams
Record: 5-6-0

OPPONENT	W-L-T	FAMU	OPP.
North Carolina Central	L	3	9
North Carolina A&T	W	14	21
Alabama State	W	27	0
Morris Brown	W	50	14
Tennessee State	L	0	45
Tuskegee	W	20	7
Western Carolina	L	9	41
Southern	L	10	14
Bethune-Cookman	L	13	21
Albany State	W	25	10
South Carolina State	W	23	12

1974

Head Coach: Rudy Hubbard
Record: 6-5-0

OPPONENT	W-L-T	FAMU	OPP.
Albany State	W	28	13
North Carolina A&T	W	28	21
Alabama State	W	23	12
Morris Brown	W	29	3
Tennessee State	L	14	17
Tuskegee	L	6	32
Alabama A&M	W	37	12
Southern	L	8	24
Bethune-Cookman	L	0	6
Tampa	L	10	35
Howard	W	17	13

1975

Head Coach: Rudy Hubbard
Record: 9-2-0

OPPONENT	W-L-T	FAMU	OPP.
Albany State	W	54	7
North Carolina A&T	W	7	0
Howard	L	0	6
Alabama State	W	12	11
Morris Brown	W	52	0
Tennessee State	W	20	0
Tuskegee	L	10	16
Alabama A&M	W	17	9
Southern	W	10	0
Bethune-Cookman	W	17	7
Kentucky State	W	40	13

1976

Head Coach: Rudy Hubbard
Record: 6-3-2

OPPONENT	W-L-T	FAMU	OPP.
Albany State	W	35	22
North Carolina A&T	W	24	22

* Game forfeited

Howard	W	16	14
Alabama State+	L	13	16
Morris Brown	T	14	14
Tennessee State	L	3	21
Tuskegee	T	28	28
Alabama A&M	W	53	14
Southern	L	6	24
Bethune-Cookman	L	0	34
Central State	W	26	21

1977

Head Coach: Rudy Hubbard
Record: 11-0-0

OPPONENT	W-L-T	FAMU	OPP.
Howard	W	28	6
Albany State	W	22	7
Alcorn State	W	28	7
Alabama State	W	21	16
Morris Brown	W	47	19
Tennessee State	W	31	28
Tuskegee	W	36	20
Alabama A&M	W	12	7
Southern	W	19	6
Bethune-Cookman	W	14	7
Delaware State	W	37	15

1978

Head Coach: Rudy Hubbard
Record: 12-1-0
NCAA Division I-AA (now FCS) National Champions

OPPONENT	W-L-T	FAMU	OPP.
Black College Football National Champions ^ - NCAA Division I-AA Playoff Game			
Albany State	W	21	7
Delaware State	W	37	0
Howard	W	28	7
Maryland State	W	45	0
Morris Brown	W	56	0
Tennessee State	L	21	24
Tuskegee	W	41	13
Alabama A&M	W	42	0
Southern	W	16	12
Bethune-Cookman	W	27	17
Grambling State	W	31	7
Jackson State^	W	15	10
Massachusetts^	W	35	28

1979

Head Coach: Rudy Hubbard
Record: 7-4-0

OPPONENT	W-L-T	FAMU	OPP.
Albany State	W	28	0
Grambling State	W	25	7
Howard	W	21	13
Miami (Fla.)	W	16	13
Morris Brown	W	55	14
Tennessee State	L	3	20
Tuskegee	L	14	16
Alabama A&M	L	14	19
Southern	W	18	6
Bethune-Cookman	L	20	25
Rhode Island	W	16	6

1980

Head Coach: Rudy Hubbard
Record: 5-6-0

OPPONENT	W-L-T	FAMU	OPP.
Miami (Fla.)	L	0	49
Albany State	W	31	2
Grambling State	L	10	24
Howard	W	42	25
Jackson State	L	0	10
South Carolina State	L	19	21
Tuskegee	W	49	22
North Carolina A&T	L	22	24
Southern	W	13	7
Delaware State	W	57	9
Bethune-Cookman	L	14	16

1981

Head Coach: Rudy Hubbard
Record: 7-4-0

OPPONENT	W-L-T	FAMU	OPP.
----------	-------	------	------

Grambling State	L	10	21
Murray State	L	11	14
Delaware State	W	27	3
Jackson State	L	6	14
South Carolina State	L	15	16
Tuskegee	W	49	20
North Carolina A&T	W	19	2
Southern	W	41	14
Rhode Island	W	41	6
Bethune-Cookman	W	29	0

1982

Head Coach: Rudy Hubbard
Record: 6-5-0

OPPONENT	W-L-T	FAMU	OPP.
Morris Brown	W	27	0
Delaware State	W	39	23
Grambling State	L	21	43
Howard	W	62	0
Jackson State	L	14	15
Albany State	W	48	0
South Carolina State	L	19	21
Alcorn State	L	13	23
North Carolina A&T	W	35	7
Southern	L	21	24
Bethune-Cookman	W	29	14

1983

Head Coach: Rudy Hubbard
Record: 7-4-0

OPPONENT	W-L-T	FAMU	OPP.
Fort Valley State	W	35	10
Delaware State	L	34	36
Tennessee State	L	13	23
Howard	W	21	17
Jackson State	L	22	28
Albany State	W	42	0
South Carolina State	W	17	14
Alcorn State	L	30	43
North Carolina A&T	W	35	14
Southern	W	31	14
Eastern Kentucky	W	35	10

1984

Head Coach: Rudy Hubbard
Record: 3-7-1

OPPONENT	W-L-T	FAMU	OPP.
Georgia Southern	L	0	14
Fort Valley State	L	14	19
Troy	L	3	16
Tennessee State	L	20	41
Kentucky State	W	43	14
Jackson State	T	10	10
Morris Brown	W	33	12
Alcorn State	L	14	51
Prairie View A&M	W	41	8
Southern	L	18	28
Eastern Kentucky	L	14	21

1985

Head Coach: Rudy Hubbard
Record: 4-7-0

OPPONENT	W-L-T	FAMU	OPP.
Kentucky State	W	52	6
Georgia Southern	L	21	27
Youngstown State	L	21	28
Tennessee State	L	0	12
Albany State	W	31	20
Jackson State	L	23	29
Morris Brown	W	10	0
Tuskegee	W	34	6
Alcorn State	L	7	28
Southern	L	27	38
Bethune-Cookman	L	27	31

1986

Head Coach: Kenneth J. "Ken" Riley
Record: 5-6-0

OPPONENT	W-L-T	FAMU	OPP.
----------	-------	------	------

* Game forfeited

OPPONENT	W-L-T	FAMU	OPP.
Tuskegee	W	17	9
Georgia Southern	L	12	35
Temple+	L	17	38
Tennessee State	L	12	34
Albany State	L	2	34
Central State	L	3	41
Alcorn State	W	33	30
Hampton	W	44	9
South Carolina State	W	26	3
Southern	L	14	30
Bethune-Cookman	W	16	6

1987

Head Coach: Kenneth J. "Ken" Riley
Record: 5-5-1

OPPONENT	W-L-T	FAMU	OPP.
Tuskegee	L	0	23
Georgia Southern	W	17	14
Mississippi Valley State	W	10	0
Tennessee State	L	16	21
Alabama State	L	12	14
Central State	T	10	10
South Carolina State	L	10	20
Alcorn State	L	15	17
Southern	W	24	17
Central Florida	W	19	14
Bethune-Cookman	W	21	10

1988

Head Coach: Kenneth J. "Ken" Riley
Record: 7-3-1

OPPONENT	W-L-T	FAMU	OPP.
Delaware State	W	35	31
Georgia Southern	L	14	42
Tennessee State	W	23	6
Jackson State	T	10	10
North Carolina A&T	W	58	7
Morgan State	W	35	14
South Carolina State	W	23	14
Southern	W	45	20
Howard	W	34	17
Central State	L	23	27
Bethune-Cookman	L	0	25

1989

Head Coach: Kenneth J. "Ken" Riley
Record: 6-5-0

OPPONENT	W-L-T	FAMU	OPP.
Tuskegee	W	41	9
Georgia Southern	L	0	28
Tennessee State	W	21	9
Alabama State	L	8	23
North Carolina A&T	W	24	20
Delaware State	L	13	18
South Carolina State	L	26	28
Morgan State	W	31	13
Southern	W	21	13
Howard	L	14	19
Bethune-Cookman	W	30	7

1990

Head Coach: Kenneth J. "Ken" Riley
Record: 7-4-0

OPPONENT	W-L-T	FAMU	OPP.
Tuskegee	L	34	39
Mississippi Valley State	W	28	13
Tennessee State	L	16	20
Alabama State	L	32	44
North Carolina A&T	W	17	15
Delaware State	W	43	38
South Carolina State	W	37	17
Morgan State	W	31	15
Southern	L	30	48
Howard	W	39	20
Bethune-Cookman	W	42	20

1991

Head Coach: Kenneth J. "Ken" Riley
Record: 6-5-0

OPPONENT	W-L-T	FAMU	OPP.
Tuskegee	W	47	24
Howard	L	21	28
Georgia Southern	L	21	28

Tennessee State	W	43	7
North Carolina A&T	L	19	41
Delaware State	W	20	10
South Carolina State	L	7	21
Morgan State	W	55	7
Southern	W	24	20
Grambling State	L	22	25
Bethune-Cookman	W	46	28

1992

Head Coach: Kenneth J. "Ken" Riley
Record: 7-5-0

^ Alamo Heritage Bowl II

OPPONENT	W-L-T	FAMU	OPP.
Georgia Southern	W	28	17
South Carolina State	W	33	20
Miami (Fla.)	L	0	38
Tennessee State	W	20	12
Howard	W	10	3
North Carolina A&T	W	21	7
Delaware State	L	20	22
Morgan State	W	42	32
Southern	W	16	6
Grambling State	L	10	27
Bethune-Cookman	L	21	35
Grambling State^	L	15	45

1993

Head Coach: Kenneth J. "Ken" Riley
Record: 5-6-0

OPPONENT	W-L-T	FAMU	OPP.
Tennessee State	W	23	15
South Carolina State	W	21	17
Jackson State	W	41	19
Howard	L	13	32
North Carolina A&T	L	13	41
Delaware State	L	14	18
Albany State	L	6	14
Morgan State	W	41	14
Southern	L	4	26
Grambling State	L	13	39
Bethune-Cookman	W	27	22

1994

Head Coach: William "Billy" Joe
Record: 6-5-0

OPPONENT	W-L-T	FAMU	OPP.
Tuskegee	W	20	8
Jackson State	L	34	35
Howard	W	29	2
Tennessee State	W	14	10
North Carolina A&T	L	22	23
Delaware State	W	25	18
South Carolina State	L	15	27
Morgan State	L	20	24
Southern	W	16	14
Grambling State	W	13	0
Bethune-Cookman	L	24	27

1995

Head Coach: William "Billy" Joe
Record: 9-3-0

^ Jim Walter Homes' Heritage Bowl

OPPONENT	W-L-T	FAMU	OPP.
Tuskegee	W	28	16
Miami (Fla.)	L	3	49
Jackson State	W	15	12
Tennessee State	W	24	7
Howard	W	29	18
North Carolina A&T	W	20	3
Delaware State	W	24	21
Morgan State	W	47	9
Southern	L	38	52
South Carolina State	W	28	21
Bethune-Cookman	W	43	0
Southern^	L	25	30

1996

Head Coach: William "Billy" Joe
Record: 9-3-0

+ NCAA Division I-AA (FCS) Playoffs

OPPONENT	W-L-T	FAMU	OPP.
Tennessee State	W	35	20
Tuskegee	W	56	0

Jackson State	L	9	16
Howard	W	21	20
Hampton	W (Got)	59	58
North Carolina A&T	W	24	23
Delaware State	W	47	26
Morgan State	W	83	12
Southern	L	17	21
South Carolina State	W	20	6
Bethune-Cookman	W	41	7
Troy+	L	25	29

1997

Head Coach: William "Billy" Joe
Record: 9-3-0

+ NCAA Division I-AA (FCS) Playoffs

OPPONENT	W-L-T	FAMU	OPP.
Tennessee State	W	43	28
Norfolk State	W	41	26
Jackson State	W	30	14
Howard	W	24	15
Hampton	L	15	18
North Carolina A&T	L (2ot)	37	40
Delaware State	W	49	0
Morgan State	W	42	13
Southern	W	33	3
South Carolina State	W	22	20
Bethune-Cookman	W	52	35
Georgia Southern+	L	37	52

1998

Head Coach: William "Billy" Joe
Record: 11-2-0

Black College Football National Champions
+ NCAA Division I-AA (FCS) Playoffs

OPPONENT	W-L-T	FAMU	OPP.
Hampton	L	14	21
Norfolk State	W	84	14
Jackson State	W	45	7
Tennessee State	W	31	23
Delaware State	W	56	21
North Carolina A&T	W	51	12
Howard	W	69	41
Morgan State	W	59	32
Southern	W	50	48
South Carolina State	W	37	14
Bethune-Cookman	W	50	14
Troy+	W	27	17
Western Illinois+	L	21	24

1999

Head Coach: William "Billy" Joe
Record: 10-4-0

+ NCAA Division I-AA (FCS) Playoffs

OPPONENT	W-L-T	FAMU	OPP.
Miami (Fla.)	L	3	57
Norfolk State	W	56	7
Tennessee State	L	25	42
South Carolina State	W	76	17
Morgan State	W	66	10
Howard	W (3ot)	40	34
Hampton	W	41	6
Delaware State	W	48	19
Southern	W	65	18
North Carolina A&T	L	15	30
Bethune-Cookman	W	63	14
Appalachian State+	W	44	29
Troy+	W	17	10
Youngstown State+	L	24	27

2000

Head Coach: William "Billy" Joe
Record: 9-3-0

+ NCAA Division I-AA (FCS) Playoffs

OPPONENT	W-L-T	FAMU	OPP.
Delaware State	W	49	21
Morgan State	W	56	25
South Carolina State	W	64	9
Tennessee State	W	31	6
Howard	W	43	0
Grambling State	L	10	12
North Carolina A&T	L	10	30
Norfolk State	W	42	14
Hampton	W	53	24
Southern	W	50	49
Bethune-Cookman	W	31	28
Western Kentucky+	L	0	27

2001

Head Coach: William "Billy" Joe
Record: 7-4-0

Black College Football National Champions
+ NCAA Division I-AA (FCS) Playoffs

OPPONENT	W-L-T	FAMU	OPP.
Delaware State	W	35	17
Morgan State	W	21	12
Tennessee State	L	7	27
Howard	W	53	20
South Carolina State	W	33	27
North Carolina A&T	L	23	55
Norfolk State	W	47	9
Hampton	W	47	35
Southern	L (ot)	14	17
Bethune-Cookman	W	31	21
Georgia Southern+	L	35	60

2002

Head Coach: William "Billy" Joe
Record: 7-5-0

OPPONENT	W-L-T	FAMU	OPP.
Miami (Fla.)	L	17	63
Morris Brown	W	64	6
Morgan State	W	34	16
Delaware State	W	20	18
Tennessee State	W	37	24
South Carolina State	L	13	31
Howard	L	24	28
North Carolina A&T	W	36	28
Norfolk State	W	34	31
Hampton	W	25	13
Troy	L	7	24
Bethune-Cookman	L	10	37

2003

Head Coach: William "Billy" Joe
Record: 6-6-0

OPPONENT	W-L-T	FAMU	OPP.
Alabama State	L	22	38
Morgan State	W	26	7
Florida	L	3	63
Tennessee State	W	10	7
Delaware State	W	15	14
Jackson State	W	28	14
Howard	L	14	16
North Carolina A&T	L	16	22
Norfolk State	W	60	10
Hampton	W	34	23
South Carolina State	L	15	27
Bethune-Cookman	L	35	39

2004

Head Coach: William "Billy" Joe
Record: 3-8-0

OPPONENT	W-L-T	FAMU	OPP.
Illinois	L	13	52
Tulane	L	19	39
Temple	L	7	38
Tennessee State	W	21	15
Virginia Union	W	35	10
Nicholls State	L	25	42
Virginia Tech	L	0	62
Savannah State	W	50	14
Florida Atlantic	L	8	38
Bethune-Cookman	L (ot)	52	58
Florida International	L	23	40

2005

Head Coach: Ruben Carter
Record: 6-5-0

OPPONENT	W-L-T	FAMU	OPP.
Delaware State	L	17	21
South Florida	L	3	37
Howard	W	33	20
Tennessee State	W	12	7
Florida International	L	6	23
South Carolina State	L	3	49
Norfolk State	W	31	17
Morgan State	W	27	16
North Carolina A&T	W	24	14
Hampton	L	14	34
Bethune-Cookman	W (ot)	26	23

2006

Head Coach: Ruben Carter
Record: 7-4-0

OPPONENT	W-L-T	FAMU	OPP.
Delaware State	L	14	34
Miami (Fla.)	L	10	51
Howard	W	31	23
Winston-Salem State	W	25	21
Tennessee State	W (ot)	25	22
South Carolina State	L	21	28
Norfolk State	W (ot)	36	33
North Carolina A&T	W	45	12
Hampton	L	7	69
Bethune-Cookman	W	35	21

2007

Head Coach: Ruben Carter
Record: 3-8-0

OPPONENT	W-L-T	FAMU	OPP.
Southern	L	27	33
Delaware State	L	7	20
Howard	W	30	17
Tennessee State	W	18	17
Winston-Salem	L	23	27
South Carolina State	L	14	49
Norfolk State	L	27	33
Morgan State	L	12	14
North Carolina A&T	W	24	23
Hampton	L	15	30
Bethune-Cookman	L	7	34

2008

Head Coach: Joe Taylor
Record: 9-3-0

OPPONENT	W-L-T	FAMU	OPP.
Alabama State	W	30	20
Delaware State	L (ot)	28	35
Howard	W	51	24
Tennessee State	W	28	21
South Carolina State	L	21	28
Winston-Salem State	W	23	0
Southern	W	52	49
Norfolk State	W	31	28
Morgan State	L	10	13
North Carolina A&T	W	45	10
Hampton	W	45	24
Bethune-Cookman	W	58	35

2009

Head Coach: Joe Taylor
Record: 8-3-0

OPPONENT	W-L-T	FAMU	OPP.
Delaware State	W	21	12
Winston-Salem State	W	34	10
Howard	W	48	10
Tennessee State	W	31	12
Miami (Fla.)	L	16	48
South Carolina State	L	20	35
Norfolk State	W	34	20
Morgan State	W	31	28
North Carolina A&T	W	31	27
Hampton	L	0	25
Bethune-Cookman	W	42	6

2010

Head Coach: Joe Taylor
Record: 0-3-0

** All FAMU wins vacated by NCAA

OPPONENT	W-L-T	FAMU	OPP.
Miami (Fla.)	L	0	45
Tennessee State	L	18	29
South Carolina State	L	0	19

2011

Head Coach: Joe Taylor
Record: 0-4-0

** All FAMU wins vacated by NCAA

OPPONENT	W-L-T	FAMU	OPP.
Hampton	L	17	23
South Florida	L	17	70
Howard	L	28	29
Bethune-Cookman	L	16	26

/// FLORIDA A&M YEAR-BY-YEAR RESULTS ///

2012

Head Coach: Joe Taylor

Record: 0-7-0

** All FAMU wins vacated by NCAA

OPPONENT	W-L-T	FAMU	OPP.
Tennessee State	L	14	17
Oklahoma	L	13	69
Southern	L	14	21
Howard	L	10	17
South Carolina State	L (ot)	20	27
North Carolina A&T	L	3	16
Bethune-Cookman	L	16	21

2013

Head Coach: Earl Holmes

Record: 0-9-0

** All FAMU wins vacated by NCAA

OPPONENT	W-L-T	FAMU	OPP.
Tennessee State	L	7	27
Samford	L	20	27
Ohio State	L	0	76
Morgan State	L	21	34
Howard	L	10	21
North Carolina A&T	L (ot)	13	20
South Carolina State	L	21	25
Delaware State	L	21	29
Bethune-Cookman	L	10	29

2014

Head Coach: Earl Holmes

%Interim Head Coach: Corey Fuller

Record: 0-9-0

** All FAMU wins vacated by NCAA

OPPONENT	W-L-T	FAMU	OPP.
Jackson State	L	17	22
Miami (Fla.)	L	7	41
Coastal Carolina	L	3	48
Tennessee State	L	7	27
Morgan State	L	9	24
North Carolina A&T	L	21	40
%Norfolk State	L	10	12
%South Carolina State	L	17	34
%Bethune-Cookman	L (ot)	17	18

2015

Head Coach: Alex Wood

Record: 0-10-0

** All FAMU wins vacated by NCAA

OPPONENT	W-L-T	FAMU	OPP.
South Florida	L	3	51
Samford	L	21	58
South Carolina State	L	0	36
Tennessee State	L	14	30
Savannah State	L	27	37
North Carolina Central	L	24	27
North Carolina A&T	L	10	28
Hampton	L	0	33
Morgan State	L	7	21
Bethune-Cookman	L	14	35

2016

Head Coach: Alex Wood

Record: 0-7-0

** All FAMU wins vacated by NCAA

OPPONENT	W-L-T	FAMU	OPP.
Miami (Fla.)	L	3	70
Coastal Carolina	L	10	49
Tuskegee	L	17	20
South Carolina State	L	14	48
North Carolina Central	L	13	17
North Carolina A&T	L	17	42
Bethune-Cookman	L	19	39

2017

Head Coach: Alex Wood

Record: 0-8-0

** All FAMU wins vacated by NCAA

OPPONENT	W-L-T	FAMU	OPP.
Arkansas	L	7	49
Tennessee State	L	13	24
North Carolina Central	L	14	21
Norfolk State	L	28	35
North Carolina A&T	L	20	31
Hampton	L	27	31
Howard	L	26	37
Bethune-Cookman	L	24	29

2018

Head Coach: Willie Simmons

Record: 6-5-0

OPPONENT	W-L-T	FAMU	OPP.
Fort Valley State	W	41	7
Troy	L	7	59
Jackson State	L	16	18
Savannah State	W	31	13
North Carolina Central	W	55	14
Norfolk State	W	17	0
North Carolina A&T	W	22	21
Morgan State	W	38	3
Howard	L	23	31
South Carolina State	L	21	44
Bethune-Cookman	L	19	33

2019

Head Coach: Willie Simmons

Record: 9-2-0

OPPONENT	W-L-T	FAMU	OPP.
Central Florida	L	0	62
Fort Valley State	W	57	20
Southern	W	27	21
Norfolk State	W	30	28
North Carolina Central	W	28	21
South Carolina State	W	42	38
North Carolina A&T	W (ot)	34	31
Morgan State	W	24	12
Delaware State	W	52	30
Howard	W	39	7
Bethune-Cookman	L	27	31

2021

Head Coach: Willie Simmons

Record: 9-3-0

OPPONENT	W-L-T	FAMU	OPP.
Jackson State*	L	6	7
Fort Valley State	W	34	7
South Florida	L	17	38
Alabama State*	W	28	0
South Carolina State	W	30	7
Alabama A&M*	W	35	31
Mississippi Valley State*	W	31	28
Grambling State*	W	26	3
Southern*	W	29	17
Arkansas Pine-Bluff*	W	37	7
Bethune-Cookman*	W	46	21
SE Louisiana^	L	14	38

*=SWAC Game

^ = FCS Playoff Game

2022

Head Coach: Willie Simmons

Record: 9-2-0

OPPONENT	W-L-T	FAMU	OPP.
North Carolina	L	24	56
Jackson State*	L	3	59
Albany State	W	23	13
Alabama A&M*	W	38	25
Mississippi Valley State*	W	34	7
South Carolina State	W	20	14
Grambling State*	W	20	16
Arkansas Pine-Bluff*	W	27	6
Southern*	W	30	16
Alabama State*	W	21	14
Bethune-Cookman*	W	41	20

*=SWAC Game

HISTORY & RECORDS

/// FLORIDA A&M HEAD COACHES ///

JUBIE BRAGG (9-17-3)

Year	W	L	T
1907	0	1	0
1908	0	1	0
1920	0	2	0
1921	0	1	1
1922	0	1	1
1923	1	0	0
1924	0	1	0
1925	1	2	0
1930	0	3	0
1931	3	3	0
1932	4	2	1

FRANZ "JAZZ" BYRD (4-13-1)

Year	W	L	T
1926	2	2	0
1927	2	3	0
1928	0	4	0
1929	0	4	1

THEODORE WRIGHT (7-7-1)

Year	W	L	T
1933	4	2	0
1935	3	5	1

EUGENE BRAGG

Year	W	L	T
1934	4	2	0

WILLIAM "BIG BILL" BELL (46-8-7)

Year	W	L	T
1936	2	4	1
1937	7	1	1
1938	8	0	0
1939	6	2	1
1940	6	1	3
1941	8	0	1
1942	9	0	0

HERMAN NIELSON (8-7-2)

Year	W	L	T
1943	1	4	2
1944	7	3	0

A.S. "JAKE" GAITHER (204-35-5)

Year	W	L	T
1945	9	1	0
1946	6	4	1
1947	9	1	0
1948	8	2	0
1949	7	2	0
1950	7	1	1
1951	7	1	1
1952	8	2	0
1953	10	1	0
1954	8	1	0
1955	7	1	1
1956	8	1	0
1957	9	0	0
1958	8	1	0
1959	10	0	0
1960	9	1	0
1961	10	0	0
1962	9	1	1
1963	8	2	0
1964	9	1	0
1965	7	3	0
1966	7	3	0
1967	8	2	0
1968	8	2	0
1969	8	1	0

ROBERT "PETE" GRIFFIN (5-5)

Year	W	L	T
1970	5	5	0

CLARENCE MONTGOMERY (6-5-0)

Year	W	L	T
1971	6	5	0

JAMES "BIG JIM" WILLIAMS (11-12)

Year	W	L	T
1972	5	6	0
1973	5	6	0

RUDY HUBBARD (83-48-3)

Year	W	L	T
1974	6	5	0
1975	9	2	0
1976	6	3	2
1977	11	0	0
1978	12	1	0
1979	7	4	0
1980	5	6	0
1981	7	4	0
1982	6	5	0
1983	7	4	0
1984	3	7	1
1985	4	7	0

KEN RILEY (48-39-2)

Year	W	L	T
1986	5	6	0
1987	5	5	1
1988	7	3	1
1989	6	5	0
1990	7	4	0
1991	6	5	0
1992	7	5	0
1993	5	6	0

WILLIAM "BILLY" JOE (86-46-0)

Year	W	L	T
1994	6	5	0
1995	9	3	0
1996	9	3	0
1997	9	3	0
1998	11	2	0
1999	10	4	0
2000	9	3	0
2001	7	4	0
2002	7	5	0
2003	6	6	0

2004	3	8	0
------	---	---	---

RUBIN CARTER (16-19-0)

Year	W	L	T
2005	6	5	0
2006	7	4	0
2007	3	8	0

JOE TAYLOR (17-20-0)

Year	W	L	T
2008	9	3	0
2009	8	3	0
2010	0	3	0
2011	0	4	0
2012	0	7	0

EARL HOLMES (0-15)

Year	W	L	T
2013	0	9	0
2014	0	6	0

COREY FULLER (0-3)

Year	W	L	T
2014	0	3	0

ALEX WOOD (0-25-0)

Year	W	L	T
2015	0	10	0
2016	0	7	0
2017	0	8	0

WILLIE SIMMONS (33-12-0)

Year	W	L	T
2018	6	5	0
2019	9	2	0
2021	9	3	0
2022	9	2	0

/// FLORIDA A&M HEAD COACHES RECORDS ///

Coach	Years	W	L	T	Pct.
Jubie Bragg	1907-1925; 1930-1932	9	16	3	.360
Franz "Jazz" Byrd	1926-1929	4	12	2	.250
Theodore Wright	1933; 1935	7	5	1	.583
Eugene Bragg	1934	4	2	0	.667
William "Big Bill" Bell	1936-1942	46	8	7	.851
Herman Nielson	1943-1944	8	7	2	.533
A.S. "Jake" Gaither	1945-1969	204	35	5	.871
Robert "Pete" Griffin	1970	5	5	0	.500
Clarence Montgomery	1971	6	5	0	.545
James "Big Jim" Williams	1972-1973	11	12	0	.478
Rudy Hubbard	1974-1985	83	48	3	.633
Ken Riley	1986-1993	48	39	2	.551
William "Billy" Joe	1994-2004	84	46	0	.646
Rubin Carter	2005-2007	16	19	0	.457
Joe Taylor	2008-2012	17	20	0	.459
Earl Holmes	2013-2014	0	15	0	.000
Corey Fuller	2014	0	3	0	.000
Alex Wood	2015-2017	0	25	0	.000
Willie Simmons	2018 - Present	33	12	0	.733


AP Small College National Champions
1962 - A.S. "Jake" Gaither

NCAA Division I-AA National Champions
1978 - Rudy Hubbard

Black College Football National Champions
1938 - William "Big Bill" Bell

1942 - William "Big Bill" Bell
1950 - A.S. "Jake" Gaither
1952 - A.S. "Jake" Gaither
1953 - A.S. "Jake" Gaither
1954 - A.S. "Jake" Gaither
1957 - A.S. "Jake" Gaither
1959 - A.S. "Jake" Gaither
1961 - A.S. "Jake" Gaither

1962 - A.S. "Jake" Gaither
1977 - Rudy Hubbard
1978 - Rudy Hubbard
1998 - William "Billy" Joe
2001 - William "Billy" Joe
2019 - Willie Simmons



GREATEST GAMES

Top Games
Orange Blossom Classic

85-86
87

1938

Florida A&M 9, Kentucky State 7

The Rattlers' First National Title Florida A&M scored the winning points on a safety in the Orange Blossom Classic, as a failed quarterback lateral out of the Kentucky State end zone in the third period resulted in the game's final points. The win preserved an undefeated season and gave FAMU the first its' of 11 national titles. The points scored by K-State were the only points yielded by FAMU during a perfect 8-0-0 season.

1956

Tennessee State 41, Florida A&M 39

Perhaps the greatest game FAMU played and lost, this Orange Blossom Classic in the Orange Bowl in Miami witnessed All-America halfback Willie Galimore score four touchdowns, but the Big Blue Tigers prevailed with a critical defensive stand in the final minutes.

1969

Florida A&M 34, Tampa 28

The next to last game of the legendary Coach Jake Gaither's career, saw the first-ever intrastate battle between black and white schools in Florida turn into a thrilling back-and-forth contest. The game featured future pro stars like FAMU's Glen Edwards and Tampa's Freddie Solomon and John Matusak.

1978

Florida A&M 27, Bethune-Cookman 17

First Florida Classic Game

Trailing 17-0 at the half to their in-state archrivals in the first Florida Classic at Tampa, the Rattlers staged a scintillating 27-point second half rally to overhaul the Wildcats. The critical play was quarterback Albert Chester's heartstopping fourth-down scramble early in the final period which led to the winning score.

1978

Florida A&M 35, Massachusetts 28

NCAA Division 1-AA Championship

Florida A&M's own running men - fullback Michael Solomon and halfback Melvin McFayden combined for over 400 rushing yards as the Rattlers ran past the Minutemen for the inaugural NCAA Division 1-AA national title. Solomon was the game's MVP after rumbling for 207 yards and three TDs on a windy day in the Pioneer Bowl at Wichita Falls, Texas.

1979

Florida A&M 16, Miami (Fla.) 13

Underdogs coming into their match with Miami at Florida State's Campbell Stadium, the Rattlers pulled off the stunning upset thanks largely to the gutsy running of quarterback Sammy Knight, whose shifty moves foiled the vaunted UM defense as he rushed for 100 yards. A Vince Coleman 34-yard field goal with 3:49 left in the game broke a

13-13 tie. But in the end, it was the Rattler defense that denied UM the end zone by virtue of an epic stand inside the five yard line which forced a fourth-down field goal attempt for the tie by Dan Miller, which went wide with 31 seconds left.

1994

Florida A&M 13, Grambling State 0

Orange Blossom Classic

(Miami, Fla.)

The high-flying Tigers of legendary Eddie Robinson were the number one Black College club and ranked number three in Division 1-AA. Nonetheless, the underdog Rattlers deployed a relentless defensive dragnet which completely smothered the vaunted Tiger attack, which was averaging over 47 points per game.

1996

Florida A&M 59, Hampton 58

Circle City Classic

The highest-scoring game in school history, it tied a national record for the most overtimes - six (6) - in NCAA Division 1-AA records. After battling to a 20-20 tie in regulation, the Rattlers and the Pirates went on a scintillating 39-38 scoring spree in the six extra periods.

Freshman fullback Ken Williams' one-yard plunge and Juan Toro's PAT kick proved the game winner. FAMU kept fans on the edge of their seats, scoring three times in the extra frames on fourth down.

1999

Florida A&M 44, Appalachian State 29

Division 1-AA First-Round Playoff

Florida A&M faced fourth-seeded Appalachian State in a 1-AA first round game in the western mountains of North Carolina and the crisp, clear day turned into a magic moment for the Rattlers. The 13th-seeded Floridians totally dominated ASU early, building a 19-0 lead and a 34-15 bulge late in the third period. The Mountaineers closed to within five points, 34-29 with eight minutes left, but QB JaJuan Seider led FAMU on an 80-yard TD drive to slam the door and vault the Rattlers to the quarterfinals for the second straight year.

2005

Florida A&M 26, Bethune-Cookman 23, OT

It was a game that the late great Rod Serling would have used for an episode of the Twilight Zone. FAMU fell behind 17-0 to archrival Bethune-Cookman, who was aiming for an unprecedented fourth straight win over the Rattlers. But sophomore quarterback Albert Chester II helped engineer a breathtaking comeback from the dead, as the Rattlers rallied to nip the Wildcats in overtime, 26-23. All-American kicker Wesley Taylor nailed a clutch 43-yard field goal with under a minute left in regulation to tie the score at 23-23, to complete the comeback, then won it in the overtime with a 17-yarder, to set of

/// FLORIDA A&M FOOTBALL HISTORY - TOP GAMES ///

jubilant celebration by the Rattlers at midfield. Ironically, Chester's dad, Albert Sr., led FAMU from a similar 17-0 deficit against B-CC in the 1978 game in Tampa, to a 27-17 win. Both Chesters walked away with game MVP honors for their respective comeback wins.

2019

Florida A&M 34, North Carolina A&T 31, OT

A Hollywood blockbuster could barely top the drama and intrigue of this heavyweight MEAC showdown in Bragg Stadium, delayed 24 hours due to a tropical storm, and featuring a halftime dust up between the two teams. The Rattlers led into the final quarter of regulation, giving up a last-gasp, game-tying field goal to the Aggies as time expired to send this heavyweight battle to overtime tied at 28-28. The Aggies drew first blood in the extra frame, having to settle for a 32-yard field goal for a short-lived 31-28 lead. But the Rattlers had the last draw, with freshman QB Rasean McKay firing a fourth down TD strike to Marcus Williams for the 34-31 win. It was the Rattlers' second straight win over the Aggies on the game's final play.

2021

Florida A&M 35, Alabama A&M 31

The Rattlers traveled to Huntsville, Alabama, for their first road game in the SWAC as they played the 2021 Spring SWAC Champions Alabama A&M Bulldogs. The Rattlers struck first as Rasean McKay found a wide-open Bishop Bonnett for a 19-yard touchdown. After taking a 10-7 lead, the Rattlers allowed the Bulldogs to score 21 unanswered points to fall 28-10 with 8:21 left in the third quarter. The Rattlers responded with a 12-yard touchdown run from Terrell Jennings and failed on the two-point attempt to make it a 28-16 score after three. On the first play of the fourth quarter, Rasean McKay linked up with Chad Hunter from 25-yards for an amazing catch in the endzone that would make number two on SportsCenter Top 10 to bring the Rattlers within five 23-28. The Bulldogs responded with a field goal making it 31-23. On the ensuing drive, the Rattlers found the endzone again as McKay connected with Jah'Marae Sheread for a 33-yard touchdown, but a failed two-point attempt made had the Rattlers down 31-29. The Rattlers' defense responded the next drive forcing a three and out giving the Rattlers the ball back on their 20-yard line. On the next play, Bishop Bonnett found a hole and raced 80-yards to give the Rattlers a 35-31 lead after a failed two-point attempt. With 1:31 left in the game, Javan Morgan intercepted the SWAC's 2021 Spring and Fall Offensive Player of the Year, Aqeel Glass, to seal the game.

2021

Florida A&M 46, Bethune-Cookman 21

The Rattlers entered the game on a seven-game win streak looking to end their nine-game losing streak versus the Wildcats, and a first play 82-yard touchdown pass from the Tigers was not the start the Rattlers wanted. The Rattlers took a 13-7 lead into the half before a Rattlers'

30-point third quarter put the game out of reach. The Rattlers scored 21 points in 67 seconds. Guysen "BJ" Bohler started it with a forced fumble, recovery, and a 56-yard sprint to the endzone. Markquese Bell intercepted the Wildcats' pass three plays later, and the Rattlers capitalized with a 38-yard Bishop Bonnett touchdown run the next play. On the next play, Markquese Bell forced a Wildcats fumble, and Gentle Hunt scooped and scored from 46-yards out. The Rattlers would score three touchdowns in six plays to take a commanding 43-7 lead. The Rattlers would end the nine-game losing streak, and Guysen "BJ" Bohler was named the Florida Classic MVP.

2022

Florida A&M 21, Alabama State 14

The Rattlers struck first, taking a 7-0 lead after Jeremy Moussa connected with Xavier Smith for an early touchdown before the Hornets tied it up with a second quarter touchdown to go into the half tied at seven. Isaiah Land recorded a safety in the third to give the Rattlers a 9-7 lead after three. The Hornets punt team blocked a Chris Faddoul punt and returned it 50 yards for a touchdown to take a 14-9 lead. The Rattlers responded the next drive with a touchdown of their own after Moussa connected with Jah'Marae Sheread for a 17-yard touchdown. The Hornets set themselves up to attempt a game-winning 53-yard field goal, but Kendall Bohler blocked the kick and returned it 51 yards as time expired for the Rattlers to win 21-14.

1938

Florida A&M 9, Kentucky State 7

The Rattlers' First National Title Florida A&M scored the winning points on a safety in the Orange Blossom Classic, as a failed quarterback lateral out of the Kentucky State end zone in the third period resulted in the game's final points. The win preserved an undefeated season, and the points scored by K-State were the only points yielded by FAMU during a perfect 8-0-0 season.

1947

Florida A&M 7, Hampton 0

The first Orange Blossom Classic game in Miami was won by the Rattlers, who sank the CIAA champion Hampton Pirates. Future South Florida prep coaching legend Nathaniel "Traz" Powell, scored the game winning TD, becoming the first African American to score a in the newly-minted Orange Bowl Stadium.

1956

Tennessee State 41, Florida A&M 39

Perhaps the greatest game FAMU played and lost, this Orange Blossom Classic in the Orange Bowl in Miami witnessed All-America halfback Willie Galimore score four touchdowns, but the Big Blue Tigers prevailed with a critical defensive stand in the final minutes.

1961

Florida A&M 14, Jackson State 8

An OBC record crowd of 47,161 fans packed the Orange Bowl for the first of two heavy-weight showdowns featuring the leading Black College Football titans of the mid-20th Century – FAMU and Jackson State. FAMU prevailed, 14-8 against a Jackson State squad chock full of future NFL draft choices, winning the 1961 Black College National title.

1962

Jackson State 22, Florida A&M 6

The Tigers from Mississippi's capital city were more than game for the 1962 rematch with the Rattlers, scratching past FAMU, 22-6, to win the 1962 Black College National title. JSU paced by the scintillating duo of Willie and Gloster Richardson, who headed the class of future pros on the Tigers' roster.

1969

Florida A&M 23, Grambling State 19

FAMU's victory over the Louisiana 'cats was a top brass send off for retiring coaching legend, A.S. "Jake" Gaither, coaching his final game. The game was also a passing of the coaching torch from Gaither to Grambling's budding legend, Eddie Robinson, who would go on to win over 400 games in a 50-plus year career.

1970

Jacksonville State 21, Florida A&M 7

FAMU and the Orange Blossom Classic made history in 1970, as they invited the first non-HBCU to appear in the game – the Gamecocks of Jacksonville (Ala.) State. JSU was paced by RB Boyce Callahan, who set a FAMU rushing record by an opponent with 224 yards on 32 carries.

1978

FAMU 31, Grambling State 7

In what was essentially an NCAA play-in game, the 9-1 Rattlers were told they had to beat Grambling to gain entry into the first-ever I-AA (FCS) playoffs. FAMU sent a message crushing their traditional OBC nemesis, 31-7. Tailback Ike Williams rushed for over 100

yards, to become just the second 1,000-yard rusher in a season in FAMU history, and freshman Dorsey Hutchinson had a school-record four pass interceptions to help keep the Tigers at bay.


2021

FAMU 6, Jackson State 7

What many thought would be a high-scoring game turned into a defensive battle between the Rattlers and Tigers. Highly touted freshman quarterback Shedeur Sanders made his collegiate debut for the Tigers and scored the games only touchdown. The Rattlers had a chance to win the game before freshman quarterback Junior Muratovic was sacked on 4th and 10 with 12 seconds remaining.

MILESTONES IN ORANGE BLOSSOM CLASSIC HISTORY

- 1933 - Florida A&M defeated Howard University, 9-6 in inaugural Classic in Jacksonville
- 1937 - Moved to Orlando for five years
- 1942 - Moved back to Jacksonville for two years
- 1944 - Moved to Tampa for three years
- 1947 - FAMU defeated Hampton, 7-0 in first Orange Blossom Classic in Miami
- 1956 - Tennessee State edges Florida A&M, 41-39, in one of greatest Classic games
- 1961 - 47,191 fans at Orange Bowl witness FAMU nip Jackson State, 14-8, for the Black College National Championship
- 1970 - Florida A&M invites Jacksonville State, the first predominately White team to the Classic. Jacksonville State won, 21-7
- 1978 - Florida A&M defeats Grambling State, 31-7, en route to the first-ever NCAA Division 1-AA national title
- 1984 - The National Football League Hall of Fame honors the Orange Blossom Classic for its role in showcasing Black College football for professional scouts
- 1994 - Florida A&M shuts out unbeaten Grambling State, 13-0, slowing Eddie Robinson's march to 400 career wins
- 1995 - Last Orange Blossom Classic in Miami features hometown Miami (Fla.) Hurricanes against Florida A&M
- 2004 - The Classic returns to the Orange Bowl, pitting Florida A&M against Florida International
- 2021 - Florida A&M to meet Jackson State in the Orange Blossom Classic, ending a 17-year hiatus



AWARDS & HONORS

All-Americans
All-MEAC
All-SWAC

89-90
91-92
92

HISTORY & RECORDS

/// FLORIDA A&M FOOTBALL ALL-AMERICANS ///

1926
Eugene Bragg, Running Back

1934
Solomon Calhoun, Tackle
James Everett, Running Back

1935
C.J. DeValt, Center
James Everett, Running Back

1937
Henry Butler, Running Back
Alphonso McKeekins, Guard

1938
Henry Butler, Running Back
Robert Griffin, Center
Tom Jones, Running Back
Murray Neely, Defensive Tackle

1939
Jesse Mays, Defensive End
Stanely Strachan, Running Back

1940
William Horton, Defensive End

1941
R.R. Grant, Offensive Lineman
Howard Gentry, Tackle

1942
Macon Williams, Running Back

1944
John Howard, Running Back

1945
Leroy Cromartie, Running Back
Bernard Ingraham, Running Back

1947
Wilbur Gary, Center
Bradley Mitchell, Defensive End
Ted Montgomery, Running Back
Nathaniel Powell, Defensive End

1948
Ulysses Curtis, Running Back
Bradley Mitchell, Defensive End
Jim Williams, Quarterback

1950
Costa Kittles, Defensive End

1951
William Kenchon, Center

Alphonso Varner, Tackle

1952
Alkin Hepburn, Quarterback
James Moore, Running Back

1953
Willie Galimore, Running Back
Samuel Marshall, Offensive Lineman

1954
Willie Galimore, Running Back

1955
Adolphus "Al" Frazier, Running Back
Willie Galimore, Running Back
Callivan Gladden, Tackle

1956
Carl Crowell, Offensive Line
Adolphus "Al" Frazier, Running Back
Willie Galimore, Running Back

1957
Carl Crowell, Offensive Line
Leroy Hardee, Running Back
Vernon Wilder, Tackle

1958
Willie Wyche, Tackle

1959
Clarence Childs, Running Back
Curtis Miranda, Center

1960
Clarence Childs, Running Back
Curtis Miranda, Center

1961
Curtis Miranda, Center
Robert Paremora, Running Back

1962
Robert Paremora, Running Back

1963
Alfred Denson, Wide Receiver
James Tullis, Quarterback

1964
Arthur Robinson, Defensive End
Archie Williams, Center

1965
David Daniels, Tackle

1967

John Eason, Tight End
Major Hazelton, Defensive Back

1969
Hubert Ginn, Running Back
Horace Lovett, Offensive Lineman
Jimmy McCaskill, Offensive Lineman

1972
Henry Lawrence, Offensive Lineman

1973
Henry Lawrence, Offensive Lineman

1974
Frankie Poole, Linebacker
James Rackley, Running Back
Felix Williams, Defensive Back

1975
Frankie Poole, Linebacker
Charles Young, Offensive Lineman

1976
Calvin Burgess, Wide Receiver

1977
Jeff Grady, Defensive End
Tyrone McGriff, Offensive Lineman

1978
Albert Chester, Quarterback
Kiser Lewis, Offensive Lineman
Tyrone McGriff, Offensive Lineman
Harrell Oliver, Offensive Lineman
Ike Williams, Running Back

1979
Kiser Lewis, Offensive Lineman
Tyrone McGriff, Offensive Lineman
Harrell Oliver, Offensive Lineman
Ike Williams, Running Back

1980
Gifford Ramsey, Defensive Back

1982
R.C. Eason, Defensive Lineman

1983
Ray Alexander, Wide Receiver

1987
Bryan Brewer, Defensive End
Vaughn Wilson, Punter

1988
Bryan Brewer, Defensive End

James Vertuno, Placekicker
Vaughn Wilson, Punter

1989
Terry Beauford, Offensive Lineman
Irvin Clark, Defensive Lineman
Darryl Davis, Linebacker
Amir Rasul, Running Back

1990
Terry Beauford, Offensive Lineman
Irvin Clark, Defensive Lineman
Amir Rasul, Running Back

1991
William Carroll, Defensive Back
Gerald Duffey, Running Back

1992
William Carroll, Defensive Back
Kwame Kilpatrick, Offensive Lineman
Terry Mickens, Wide Receiver

1994
Earl Holmes, Linebacker

1995
Demetrius Billie, Offensive Lineman
Earl Holmes, Linebacker
Reggie Lee, Defensive Lineman
Jamie Nails, Offensive Lineman

1996
Demetrius Billie, Offensive Lineman
Cedric Liddell, Linebacker, Linebacker
Jamie Nails, Offensive Lineman
Oteman Sampson, Quarterback
Robert Wilson, Wide Receiver

1997
Shabaka Abdul-Majid, Offensive Lineman
Jomo Cousins, Defensive End
Darrin Ford, Punter
Jacquay Nunnally, Wide Receiver
Oteman Sampson, Quarterback
Juan Toro, Kicker

1998
Patrick Bonner, Quarterback
Olrick Johnson, Linebacker
Jacquay Nunnally, Wide Receiver
Juan Toro, Kicker

1999
Cainon Lamb, Wide Receiver
JaJuan Seider, Quarterback

/// FLORIDA A&M FOOTBALL ALL-AMERICANS ///

2000

Jauron Dailey, Defensive End
 Freddie Moore, Offensive Tackle
 Jacquay Nunnally, Wide Receiver
 Juan Vasquez, Kicker

2001

Sean Kelly, Defensive End

2002

Charlie Allen, Wide Receiver
 Levy Brown, Defensive Back
 Juan Vasquez, Kicker

2003

Levy Brown, Defensive Back

2005

Welsey Taylor, Kicker

2008

Robert Okeafor, Offensive Lineman
 LeRoy Vann, Return Specialist

2009

Robert Okeafor, Offensive Lineman
 LeRoy Vann, Return Specialist

2018

Associated Press All-American
 Chris Faddoul, Punter
 BOXTOROW All-American
 Chris Faddoul, Punter
 STATS FCS All-American
 Chris Faddoul, Punter
 Hero Sports All-American
 Chris Faddoul, Punter (2nd)

2019

AFC A All-American
 Chris Faddoul, Punter (2nd)
 Xavier Smith, Wide Receiver (2nd)
 Associated Press All-American
 Chris Faddoul, Punter
 BOXTOROW All-American
 Chris Faddoul, Punter
 Keenan Forbes, Offensive Lineman
 Xavier Smith, Wide Receiver
 Markquese Bell, Defensive Back (HM)
 Terry Jefferson, Defensive Back (HM)
 Ryan Stanely, Quarterback (HM)
 Hero Sports Sophomore All-American
 Xavier Smith, Wide Receiver

2021

AFC A All-American
 Isaiah Land, Linebacker (1st)
 Markquese Bell, Defensive Back (2nd)

Associated Press All-American

Isaiah Land, Linebacker (1st)
 Markquese Bell, Defensive Back (3rd)

Athlon Sports All-American

Isaiah Land, Linebacker
 Markquese Bell, Defensive Back
 BOXTOROW All-American

Bishop Bonnett, Running Back
 Keenan Forbes, Offensive Line

Isaiah Land, Linebacker
 Markquese Bell, Defensive Back
 Guysen "BJ" Bohler, Defensive Back
 Jose Romo-Martinez, Kicker

STATS Perform All-American

Isaiah Land, Linebacker (1st)
 Markquese Bell, Defensive Back (1st)
 Jah'Marae Sheread, Punt Return (3rd)
 Keenan Forbes, Offensive Line (3rd)

HERO Sports All-American

Isaiah Land, Linebacker (1st)
 Markquese Bell, Defensive Back (1st)
 Keenan Forbes, Offensive Line (3rd)

2022

AFC A All-American

Isaiah Land, Defensive Lineman (1st)
 Xavier Smith, Wide Receiver (2nd)

Associated Press All-American

Xavier Smith, Wide Receiver (2nd)
 BOXTOROW All-American

Xavier Smith

Jalen Goss

Isaiah Land

Kamari Stephens

Jose Romo-Martinez

Chris Faddoul

STATS Perform All-American

Isaiah Land, Defensive Lineman (2nd)
 Xavier Smith, Wide Receiver (3rd)

HISTORY & RECORDS

/// FLORIDA A&M FOOTBALL ALL-CONFERENCE SELECTIONS ///

MEAC

1980

First Team

Nate Newton, Offensive Lineman
Gifford Ramsey, Defensive Back
Vincent Coleman, Punter

1981

First Team

Ray Alexander, Wide Receiver
Arthur Wellons, Offensive Lineman
R.C. Eason, Defensive Lineman
Vincent Coleman, Punter

1982

Ray Alexander, Wide Receiver
Frank Middleton, Running Back
R.C. Eason, Defensive Lineman
Dorsey Hutchinson, Defensive Back
Rod Dawson, Punter

1983

Offensive Player of the Year

Ray Alexander, Wide Receiver
First Team

Ray Alexander, Wide Receiver
R.C. Eason, Defensive Lineman
Sam Bronson, Defensive Back

1987

First Team

Howard Huckaby, Return Specialist
Brian Brewer, Defensive Lineman
Vaughn Wilson, Punter

1988

Coach of the Year

Ken Riley

First Team

James Vertuno, Placekicker
Howard Huckaby, Return Specialist
Winifred Hudson, Defensive Lineman
Bryan Brewer, Defensive Lineman
Lamar Glover, Linebacker
Matthew Fair, Defensive Back
Vaughn Wilson, Punter

1989

Offensive Player of the Year

Amir Rasul, Running Back

First Team

Terry Beauford, Offensive Lineman
Amir Rasul, Running Back
James Vertuno, Placekicker
Irvin Clark, Defensive Lineman
Darryl Davis, Linebacker

1990

Coach of the Year

Ken Riley

First Team

Terry Beauford, Offensive Lineman
Robert Frost, Offensive Lineman
Amir Rasul, Running Back
James Vertuno, Placekicker
Antoine Bennett, Defensive Back
Craig Hall, Punter

1991

First Team

Terry Mickens, Wide Receiver
Cedric Jones, Linebacker
William Carroll, Defensive Back

1992

Offensive Player of the Year

Terry Mickens, Wide Receiver

First Team

Kwame Kilpatrick, Offensive Lineman
Wally Williams, Offensive Lineman
Chad Fann, Tight End
Terry Mickens, Wide Receivers
Eaion Connor, Linebacker
William Carroll, Defensive Back

1993

First Team

Erwin Collier, Defensive Lineman

1994

First Team

Sha-Meil Simpkins, Running Back
Reggie Lee, Defensive Lineman
Earl Holmes, Linebacker
Bruce Daniels, Linebacker
Keino Taylor, Linebacker

1995

Coach of the Year

Billy Joe

Defensive Player of the Year

Earl Holmes, Linebacker

First Team

Demetrius Billie, Offensive Lineman
Reggie Lee, Defensive Lineman
Earl Holmes, Linebacker

1996

Coach of the Year

Billy Joe

Rookie of the Year

Antoine Flowers

Offensive Lineman of the Year

Jamie Nails, Offensive Lineman

First Team

Demetrius Billie, Offensive Lineman

Jamie Nails, Offensive Lineman

Robert Wilson, Wide Receiver

Cedric Liddell, Linebacker

Primus Burley, Defensive Back

Karlos Odum, Defensive Back

1997

Offensive Player of the Year

Oteman Sampson, Quarterback

Rookie of the Year

Jacquay Nunnally, Wide Receiver

First Team

Lamont Turner, Offensive Lineman

Shabaka Abdul-Majid, Offensive Lineman

Jacquay Nunnally, Wide Receiver

Oteman Sampson, Quarterback

1998

Offensive Player of the Year

Patrick Bonner, Quarterback

First Team

Jacquay Nunnally, Wide Receiver

Patrick Bonner, Quarterback

Juan Toro, Placekicker

Olrick Johnson, Linebacker

1999

Offensive Player of the Year

JaJuan Sieder, Quarterback

First Team

Jacquay Nunnally, Wide Receiver

JaJuan Sieder, Quarterback

Jeremy Edwards, Placekicker

Tyronn Johnson, Defensive Lineman

Vernon Mitchell, Defensive Back

Aaron Gray, Defensive Back

2000

Rookie of the Year

Juan Vasquez, placekicker

Offensive Lineman of the Year

Freddie Moore, Offensive Lineman

First Team

Derrick Gray, Offensive Lineman

Jacquay Nunnally, Wide Receiver

Juan Vasquez, Placekicker

Jauron Dailey, Defensive Lineman

Patrick Burrows, Linebacker

Darnell Vickers, Defensive Back

2001

Coach of the Year

Billy Joe

First Team

Sean Kelly, Defensive Lineman

Troy Hart, Defensive Back

2002

First Team

Fletcher Williams, Offensive Lineman

Charlie Allen, Wide Receiver

Juan Vasquez, Placekicker

Levy Brown, Defensive Back

2005

First Team

Rashard Pompey, Running Back

Roosevelt Kiser, Wide Receiver

Tyrone McGriff, Defensive Lineman

Steve St. Felix, Defensive Lineman

Second Team

Sammy Doughty, Defensive Back

Wesley Taylor, Punter

2006

First Team

Daniel Parrish, Offensive Lineman

Jason Beach, Defensive Back

Wesley Taylor, Punter

Roosevelt Kiser, Return Specialist

Second Team

Albert Chester II, Quarterback

Roosevelt Kiser, Wide Receiver

Tyrone McGriff, Defensive Lineman

Vernon Wilder, Linebacker

2007

Rookie of the Year

Phillip Sylvester, Running Back

First Team

Taj Jenkins, Tight End

Second Team

Justin Delaney, Offensive Lineman

Vernon Wilder, Linebacker

Ernest Williams, Defensive Back

Wesley Taylor, Punter

2008

First Team

Curtis Pulley, Quarterback

Kevin Elliott, Wide Receiver

Robert Okefor, Wide Receiver

LeRoy Vann, Return Specialist

Second Team

Philip Sylvester, Running Back

Taj Jenkins, Tight End

Anthony Collins, Offensive Lineman

Cameron Houston, Defensive Lineman

Curtis Holcomb, Defensive Back

2009

Offensive Player of the Year

Curtis Pulley, Quarterback

First Team

Curtis Pulley, Quarterback

/// FLORIDA A&M FOOTBALL ALL-CONFERENCE SELECTIONS ///

Robert Okeafor, Offensive Lineman
 Trevor Scott, Placekicker
 Second Team
 Kevin Elliott, Wide Receiver
 Anthony Collins, Offensive Lineman
 Steve Brazzle, Offensive Lineman
 Bryan Parker, Linebacker

2010

First Team
 Oier Hall, Defensive Back
 Brandon Holdren, Punter
 Second Team
 Philip Sylvester, Running Back
 Christopher Sands, Offensive Lineman
 Curtis Holcomb, Defensive Back

2011

First Team
 Steven Robinson, Offensive Lineman
 Shelly Anthony, Offensive Lineman
 John Ojo, Defensive Back
 Branden Holden, Punter
 Edmond Baker, Return Specialist
 Second Team
 Kevin Elliott, Wide Receiver
 Branden Curry, Offensive Lineman
 Trevor Scott, Placekicker

2012

First Team
 Travis Harvey, Wide Receiver
 Chase Varnador, Placekicker
 Second Team
 Damien Fleming, Quarterback
 Padric Scott, Defensive Lineman
 Brandon Hepburn, Linebacker
 James Owens, Return Specialist

2013

Third Team
 Lenworth Lennon, Wide Receiver
 Patrick Aiken, Defensive Back

2014

Second Team
 Damien Fleming, Quarterback
 Chase Varnadore, Placekicker
 Third Team

Akil Blount, Linebacker
 Devonte Johnson, Defensive Back
 Colby Blanton, Punter

2015

Second Team
 Chase Varnadore, Placekicker
 Third Team
 Montavious Williams, Wide Receiver
 Akil Blount, Linebacker

2016

First Team
 Jacques Bryant, Defensive Back
 Second Team
 Keonte Cash, Offensive Lineman
 Elijah Price, Defensive Lineman
 Third Team
 Brandon Norwood, Wide Receiver
 Curtis Alexander, Defensive Lineman
 Terry Jefferson, Defensive Back
 Colby Blanton, Punter

2017

Second Team
 Okinna Nwaknwo, Offensive Lineman
 Third Team
 Devin Bowers, Running Back
 Osman Aguilera, Offensive Lineman
 Elijah Price, Defensive Lineman
 Chris Faddoul, Punter

2018

First Team
 Okinna Nwaknwo, Offensive Lineman
 Chris Faddoul, Punter
 Antonio Miller, Defensive Lineman
 Second Team
 Deshawn Smith, Running Back
 Xavier Smith, Wide Receiver
 Loubens Polinice, Offensive Lineman
 Yahia Aly, Placekicker
 Third Team
 Ryan Stanley, Quarterback
 Chad Hunter, Wide Receiver
 Elijah Richardson, Linebacker
 Terry Jefferson, Defensive Back

2019

Offensive Player of the Year
 Ryan Stanley, Quarterback
 First Team
 Ryan Stanley, Quarterback
 Xavier Smith, Wide Receiver
 Keenan Forbes, Offensive Lineman
 Markquese Bell, Defensive Back
 Terry Jefferson, Defensive Back
 Chris Faddoul, Punter
 Second Team
 Marcus Williams, Return Specialist
 Third Team
 Elijah Richardson, Linebacker
 Yahia Aly, Kicker


SWAC

2021

Defensive Player of the Year
 Isaiah Land, Linebacker
 First Team
 Bishop Bonnett, Running Back
 Keenan Forbes, Offensive Lineman
 Isaiah Land, Linebacker
 Markquese Bell, Defensive Back
 Guysen "BJ" Bohler, Defensive Back
 Joso Romo-Martinez, Kicker
 Second Team
 Jay Jackson-Williams, Offensive Line
 Savion Williams, Defensive Line
 Deonte Williams, Defensive Line

2021

First Team
 Isaiah Land, Defensive Lineman
 Jalen Goss, Offensive Lineman
 Xavier Smith, Wide Receiver
 Kamari Stephens, Defensive Lineman
 Joso Romo-Martinez, Kicker
 Chris Faddoul, Punter
 Second Team
 Jeremy Moussa, Quarterback
 Cameron Covin, Offensive Lineman
 Jah'Marae Sheread, Wide Receiver
 Isaiah Major, Linebacker
 Javan Morgan, Defensive Back
 Guysen "BJ" Bohler, Defensive Back



PRO HISTORY

NFL Draft History
NFL History
Other Leagues

94
95-96
96

/// FLORIDA A&M NFL DRAFT HISTORY ///

YEAR	NAME	TEAM	POSITION	ROUND	PICK	OVERALL
1953	Jimmy Moore	Chicago Bears	B	10	4	113
	Willie Irvin	Philadelphia Eagles	E	15	9	178
1954	Sam Marshall	Green Bay Packers	T	7	2	75
	Herman Lee	Chicago Bears	T	23	5	270
1956	Willie Galimore	Chicago Bears	B	5	9	58
1957	Al Frazier	Chicago Bears	B	20	11	240
1958	Alonzo Vereen	Los Angeles Rams	B	27	7	320
1959	Willie Taylor	Green Bay Packers	C	6	1	61
	Leroy Hardee	Green Bay Packers	B	25	1	289
1961	Lewis Johnson	Green Bay Packers	RB	7	12	96
	Eugene White	New York Giants	RB	14	11	193
	Jake Bradley	St. Louis Cardinals	T	16	8	218
1962	Curtis Miranda	New York Giants	C	5	3	59
	Jim Tullis	Green Bay Packers	RB	8	14	112
	Nat Tucker	Pittsburgh Steelers	RB	17	5	229
1963	Bob Paremora	St. Louis Cardinals	RB	6	3	73
	James Tullis	Chicago Bears	DB	11	10	150
	Hewritt Dixon	Pittsburgh Steelers	RB	11	11	151
1964	Al Denson	Philadelphia Eagles	DE	6	2	72
	Bob Hayes	Dallas Cowboys	WR	7	4	88
	Carlton Oats	Minnesota Vikings	DE	16	5	215
1965	Bobby Felts	Baltimore Colts	RB	6	1	71
	David Daniels	Chicago Bears	T	13	4	172
1966	Arthur Robinson	Dallas Cowboys	WR	7	5	100
	Andre White	Washington Redskins	WR	19	6	281
	John Kelly	Washington Redskins	C	20	5	295
1967	Don Smith	Denver Broncos	G	15	6	373
1968	Major Hazelton	Chicago Bears	DB	3	2	57
	Nathaniel James	Cleveland Browns	DB	6	14	152
	Joe Williams	Los Angeles Rams	WR	8	23	215
	John Eason	Oakland Raiders	TE	9	25	244
1969	Ken Riley	Cincinnati Bengals	DB	6	5	135
	Roger Finnie	New York Jets	DE	14	26	364
1970	Hubert Ginn	Miami Dolphins	RB	9	3	211
	Melvin Jones	Los Angeles Rams	WR	13	22	334
	Kent Schoolfield	New England Patriots	WR	15	4	368
1971	Alfred Sykes	New England Patriots	WR	14	1	339
	Leroy Charlton	San Francisco 49ers	DB	17	22	438
1972	Charles Goodrum	Minnesota Vikings	G	9	24	232
1974	Henry Lawrence	Oakland Raiders	T	1	19	19
1975	James Rackley	Kansas City Chiefs	RB	12	7	293
1976	Greg Coleman	Cincinnati Bengals	P	14	23	398
	Claude Johnson	Houston Oilers	LB	16	21	452
1977	Ken Mullins	New York Giants	DE	9	5	228
1978	Jeff Grady	New York Giants	LB	8	7	201
1980	Thomas Lane	Minnesota Vikings	DB	12	10	315
	Kiser Lewis	New Orleans Saints	LB	12	13	318
	Tyrone McGriff	Pittsburgh Steelers	G	12	28	333
1986	Merlon Jones	New Orleans Saints	LB	9	5	226
1987	Gene Atkins	New Orleans Saints	DB	7	11	179
1989	Derrick Gainer	Los Angeles Raiders	RB	8	10	205
1991	Terry Beauford	San Diego Chargers	G	7	25	192
	Amir Rasul	Buffalo Bills	RB	7	27	194
	Antoine Bennett	Cincinnati Bengals	DB	12	16	322
1992	Tim Daniel	Dallas Cowboys	WR	11	22	302
1994	Ervin Collier	New England Patriots	DT	3	13	78
	Terry Mickens	Green Bay Packers	WR	5	15	146
	Dexter Nottage	Washington Redskins	DE	6	2	163
1995	Jamie Brown	Denver Broncos	T	4	23	121
1996	Earl Holmes	Pittsburgh Steelers	LB	4	31	126
1997	Jamie Nails	Buffalo Bills	T	4	24	120
1998	Cedric Harden	San Diego Chargers	DE	5	3	126
	George Cousins	Phoenix Cardinals	DE	7	20	209
2000	JaJuan Seider	San Diego Chargers	QB	6	39	205
2011	Curtis Holcomb	San Francisco 49ers	DB	7	47	250
2013	Brandon Hepburn	Detroit Lions	LB	7	39	245

HISTORY & RECORDS

/// FLORIDA A&M FOOTBALL - IN THE PROS ///

National Football League

Name	Pos.	Teams	Years
Shabaka Abdul-Majid	OT	Baltimore Ravens	1998
Ray Alexander	WR	Denver Broncos	1984-85
		Dallas Cowboys	1986-88
Gene Atkins	DB	New Orleans Saints	1987-93
		Miami Dolphins	1994-96
Terry Beauford	OG	San Diego Chargers	1991
		Green Bay Packers	1992-93
Markese Bell	DB	Dallas Cowboys	2022-
Antoine Bennett	CB	Cincinnati Bengals	1991-93
Tony Bland	WR	Minnesota Vikings	1995-97
Pat Bonner	QB	Tampa Bay Buccaneers	1999
Harry Brown	WR	Miami Dolphins	1992
Jamie Brown	OT	Denver Broncos	1995-97
		San Francisco 49ers	1998
		Washington Redskins	1999-
Clarence Childs	DB	New York Giants	1964-67
		Chicago Bears	1968
Irvin Clark	NT	Tampa Bay Buccaneers	1991
Ben Coleman	DE	Carolina Panthers	2002-02
Greg Coleman	P	Cleveland Browns	1977
		Minnesota Vikings	1978-87
		Washington Redskins	1988
Raymond Coleman	DT	Dallas Cowboys	1988
Ervin Collier	DT	New England Patriots	1994
		Chicago Bears	1994-95
		Washington Redskins	1996
Shedrick Copeland	DB	St. Louis Rams	2004-04
Jomo Cousins	DE	Arizona Cardinals	1998
		New York Giants	2000
Jauron Dailey	DE	Washington Redskins	2000-00
Tim Daniel	WR	Dallas Cowboys	1992-93
David Daniels	OT	Oakland Raiders	1966
Darryl Davis	LB	Miami Dolphins	1990
Alfred Denson	WR	Denver Broncos	1964-70
		Miami Dolphins	1971
Ivory Dillard	OT	New York Giants	1994
		Jacksonville Jaguars	1995
Hewritt Dixon	RB	Denver Broncos	1963-65
		Oakland Raiders	1966-70
John Eason	TE	Oakland Raiders	1968
Glen Edwards	DB	Pittsburgh Steelers	1971-77
		San Diego Chargers	1978-81
Kevin Elliot	WR	Jacksonville Jaguars	2012
		Buffalo Bills	2012
William Evers	CB	Atlanta Falcons	1990-92
Chad Fan	TE	Phoenix Cardinals	1993-95
		San Francisco 49ers	1997-99
		Minnesota Vikings	2000
Bobby Felts	DB	Baltimore Colts	1965
		Detroit Lions	1965-67
Roger Finnie	OT	New York Jets	1969-72
		St. Louis Cardinals	1973-78
		New Orleans Saints	1979
Al Frazier	RB	Denver Broncos	1961-63
Derrick Gainer	FB	Los Angeles Raiders	1989
		Cleveland Browns	1989-90
		Los Angeles Raiders	1992
		Dallas Cowboys	1992-93
		Los Angeles Raiders	1994
Willie Galimore	RB	Chicago Bears	1957-63
Hubert Ginn	RB	Miami Dolphins	1970-75
		Baltimore Colts	1973
		Oakland Raiders	1976-78
Charles Goodrum	OT	Minnesota Vikings	1973-79
Quinn Gray	QB	Jacksonville Jaguars	2002-07
		Houston Texans	2008
		Indianapolis Colts	2008
		Kansas City Chiefs	2008
Jeff Green	DE	Oakland Raiders	2005-06
Travis Harvey	WR	Tennessee Titans	2013
Bob Hayes	WR	Dallas Cowboys	1965-74
		San Francisco 49ers	1975

Name	Pos.	Teams	Years
Clarence Hawkins	RB	Oakland Raiders	1979
Major Hazelton	RB	Chicago Bears	1968-69
		New Orleans Saints	1970
Cedric Harden	DE	San Diego Chargers	1998-99
Brandon Hepburn	LB	Detroit Lions	2013
Walter Highsmith	C	Denver Broncos	1968-69
Ralph Hill	C	New York Giants	1976-77
Curtis Holcomb	DB	San Francisco 49ers	2011
		Jacksonville Jaguars	2012
Earl Holmes	LB	Pittsburgh Steelers	1996-01
		Cleveland Browns	2002
		Detroit Lions	2003-05
		Detroit Lions	2003-05
John Holmes	DE	Miami Dolphins	1966
Howard Huckaby	WR	Kansas City Chiefs	1990
Nathaniel James	DB	Cleveland Browns	1968
Kenneth Johnson	DB	Minnesota Vikings	1989-90
		New York Jets	1990
Olrick Johnson	LB	New York Jets	1999
		Minnesota Vikings	1999
		New England Patriots	2000
Preston Johnson	RB	New England Patriots	1968
Tyronn Johnson	DE	San Francisco 49ers	2000
Merlon Jones	DE	New Orleans Saints	1986
John Kelly	OC	Washington Redskins	1966-67
Cainon Lamb	WR	Miami Dolphins	2000
Thomas Lane	DB	Minnesota Vikings	1980
Isaiah Land	DL	Dallas Cowboys	2023-
Henry Lawrence	OT	Oakland/Los Angeles Raiders	1974-87
Herm Lee	T	Pittsburgh Steelers	1957
		Chicago Bears	1963-67
David Lucas	WR-KR	Dallas Cowboys	1993
Frank Marion	LB	New York Giants	1977-83
Willie McClung	T	Pittsburgh Steelers	1955-57
		Cleveland Browns	1958-59
		Detroit Lions	1960-61
Tyrone McGriff	OG	Pittsburgh Steelers	1980-82
Terry Mickens	WR	Green Bay Packers	1994-97
		Oakland Raiders	1998-00
Frank Middleton	RB	Indianapolis Colts	1984
		Miami Dolphins	1985
		San Diego Chargers	1986-88
Gene Milton	WR	Miami Dolphins	1968-69
Curtis Miranda	C	New York Giants	1962
Freddie Moore	OT	Cincinnati Bengals	2001
		Jacksonville Jaguars	2002
Riley Moore	DE	Oakland Raiders	1960-62
Jamie Nails	OT	Buffalo Bills	1997-00
		Miami Dolphins	2002-03
Nate Newton	OG	Washington Redskins	1983
		Dallas Cowboys	1986-98
		Carolina Panthers	1999
Dexter Nottage	DE	Washington	1994-97
		Green Bay	1998-99
Jacquay Nunnally	WR	Tampa Bay Buccaneers	2001
Carleton Oates	DT	Oakland Raiders	1965-72
		Green Bay Packers	1973
Robert Paremore	RB	St. Louis Cardinals	1963-65
Nathaniel Powell	E	Brooklyn Dodgers	1947
Casey Printers	QB	Kansas City Chiefs	2006
Amir Rasul	RB	Buffalo Bills	1991
		Miami Dolphins	1993
Ken Riley	DB	Cincinnati Bengals	1969-83
Mel Rogers	LB	Chicago Bears	1977
JaJuan Seider	QB	San Diego Chargers	2000
Padric Scott	DL	Phoenix Cardinals	2013
Don Smith	G	Denver Broncos	1967
Vernice Smith	OT	Phoenix Cardinals	1990-92
		Chicago Bears	1993
		Washington Redskins	1993-95
		St. Louis Rams	1997
Xavier Smith	WR	Los Angeles Rams	2023-
Philip Sylvester	RB	Atlanta Falcons	2012

/// FLORIDA A&M FOOTBALL - IN THE PROS ///

Name	Pos.	Teams	Years
Gene Thomas	RB	Kansas City Chiefs	1966-67
		New England Patriots	1968
Eric Truvillion	WR	New Yorks Jets	1981
		Detroit Lions	1986
Brian Tyms	WR	San Francisco 49ers	2012
		Miami Dolphins	2012
Daryle Tyson	DB	Denver Broncos	1980
Andre White	TE	Denver Broncos	1967
		Cincinnati Bengals	1969
Eugene White	RB	Oakland Raiders	1962
Ken Williams	FB	Jacksonville Jaguars	2000
		Cincinnati Bengals	2001
Undre Williams	WR	Buffalo Bills	1998
		Detroit Lions	1999
Wally Williams	OC	Cleveland Browns	1993-95
		Baltimore Ravens	1996-98
		New Orleans Saints	1999-03
Robert Wilson	WR	Seattle Seahawks	1997-99
		New Orleans Saints	2000-01
William Wilson	RB	Houston Oilers	1961
William Wilson, Jr.	WR	Seattle Seahawks	1986
Fred Woodson	G	Miami Dolphins	1967-69

Canadian Football League

Name	Pos.	Teams	Years
Ray Alexander	WR	British Columbia Lions	1990-95
		Calgary Stampeders	1986
Demetris Bendross	WR	Saskatchewan Roughriders	2000-02
		Toronto Argonauts	2002
		Ottawa Renagades	2003-04
Sean Brantley	DL	Edmonton Eskimos	1993-95
Albert Chester	QB-WR	Toronto Argonauts	1979-80
Ulysses Curtis	RB	Montreal Alouettes	1949
Duane Drisdorn	DB	Winnipeg Blue Bombers	1988
Howard Huckaby	WR	British Columbia Lions	1992
Winfred Hudson	DE	Winnipeg Blue Bombers	1988
		British Columbia Lions	1990
Jose Laureano	QB	Saskatchewan Roughriders	2000
Reggie Lee	DT	Toronto Argonauts	1996
David Lucas	WR-KR	Hamilton Tiger-Cats	1992
Curtis Miranda	OC	Hamilton Tiger-Cats	1961
Vernon Mitchell	DB	Toronto Argonauts	2000-01
Casey Printers	QB	British Columbia Lions	2004-05
Tariq Qaiyim	WR	Calgary Stampeders	1999-02
Oteman Sampson	QB	Calgary Stampeders	1999-00
Gary Shipman	DB	British Columbia Lions	1990
Rudy Sims	DL	Ottawa Redblacks	1969-76
Jelly Taylor	OC	Hamilton Tiger-Cats	1950

United States Football League

Name	Pos.	Teams	Years
Calvin Ashley	OL	New Jersey Generals	2022-
John Benson	LB	Tampa Bay Bandits	1984
Rufus Brown	OL	Tampa Bay Bandits	1984
Glen Edwards	DB	Tampa Bay Bandits	1983
Tony Hayes	LB	Tampa Bay Bandits	1983
		Oklahoma Outlaws	1984
		Jacksonville Bulls	1985
Alonzo Johnson	LB	Tampa Bandits	1983-84
Nate Koonce	QB	Tampa Bandits	1983
Tyrone McGriff	OG	Michigan Panthers	1983-84
		Memphis Showboats	1985
Nate Newton	OG	Tampa Bandits	1984-85
Eric Truvillion	WR	Tampa Bandits	1983-83
Savion Williams	DL	Pittsburgh Maulers	2023-

Arena Football League

Name	Pos.	Teams	Years
Alexander Ajayi	DB	Lehigh Valley	2012
Terry Beauford	C	Tampa Bay Storm	1997-99
Demetris Bendross	WR/DB	Tampa Bay Storm	2004
Antoine Bennett	DB	Ohio Glory	1992
Levy Brown	DB/WR	Florida Firecats	2005-07
		New York Dragons	2008
Tremayne Bridges	WR/KR	Iowa Barnstormers	1998-99
Ernest Certain	DT	Tallahassee	2000-01
		Tampa Bay Storm	2002
Robert Frost	OG	Cleveland Gladiators	1992
Boris Jackson	WR	Florida Bobcats	1999-01
Reggie Lee	DL/OL	Orlando Predators	1999
Bryan Moore	RB/WR	Orlando Predators	1991-92
J.C. Rainey	DB	Tampa Bay Storm	1992
Amir Rasul	RB	Ohio Glory	1992
Marvin Taylor	WR/DB	Grand Rapids Rampage	2000
Michael Thornton	DT	Tampa Bay Storm	1997
Jonathan Walker	DB/LB	Florida Bobcats	1999
Rod Williams	DL/OL	Tampa Bay Storm	2001

Arena Football League 2

Name	Pos.	Teams	Years
Ben Daugherty	QB	Tallahassee	2000-01
Marcus Farlin	OL/DL	Tallahassee	2000-01
Boris Jackson	RB/DB	Pensacola	2000-01
Cainon Lamb	WR/RB	Tallahassee	2002
Karlos Odum	DB/WR	Pensacola	2000-02
Russell Parker	DB	Jacksonville	2000
Leon Scott	OT/DT	Florida Firecats	2004
Brian Smith	OL/DL	South Georgia Wildcats	2004
Marvin Taylor	WR/DB	Tallahassee	2000-01
Ronnie Thomas	WR/DB	South Georgia Wildcats	2004
Jonathan Walker	LB	Pensacola	2000-01
Kendrick Washington	DL	Chicago Rush	2011-12
Caran White	TE	Tallahassee	2000
Larry Williams	DB	Pensacola	2000-02
Jay Young	WR	Tallahassee	2000-01

Xtreme Football League

Name	Pos.	Teams	Years
Jalen Spady	OL	Orlando Guardians	2023-

World League Football

Name	Pos.	Teams	Years
Mario Allen	QB	Amsterdam Admirals	1997

NFL Europe

Name	Pos.	Teams	Years
Quinn Gary	QB	Frankfurt Galaxy	2002
Jeff Green	DE	Berlin Thunder	2006
Freddie Moore	OT	Berlin Thunder	2001-02

*Because of the number of arena football leagues, this list may have some omissions. To add to this list, please email AthleticsMedia@famu.edu.



2012 FOOTBALL SCHEDULE



MIAMI GARDENS, FL
SEPT. 3



TAMPA, FL
SEPT. 9



TALLAHASSEE, FL
SEPT. 16



TALLAHASSEE, FL
SEPT. 23



ITTA BENA, MS
SEPT. 30



BATON ROUGE, LA
OCT. 7



HOUSTON, TX
OCT. 21



TALLAHASSEE, FL
OCT. 28 (HC)



HUNTSVILLE, AL
NOV. 4



TALLAHASSEE, FL
NOV. 11

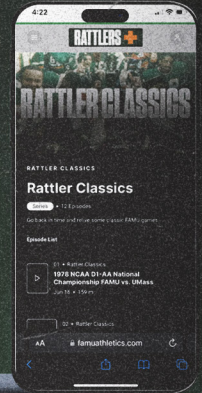
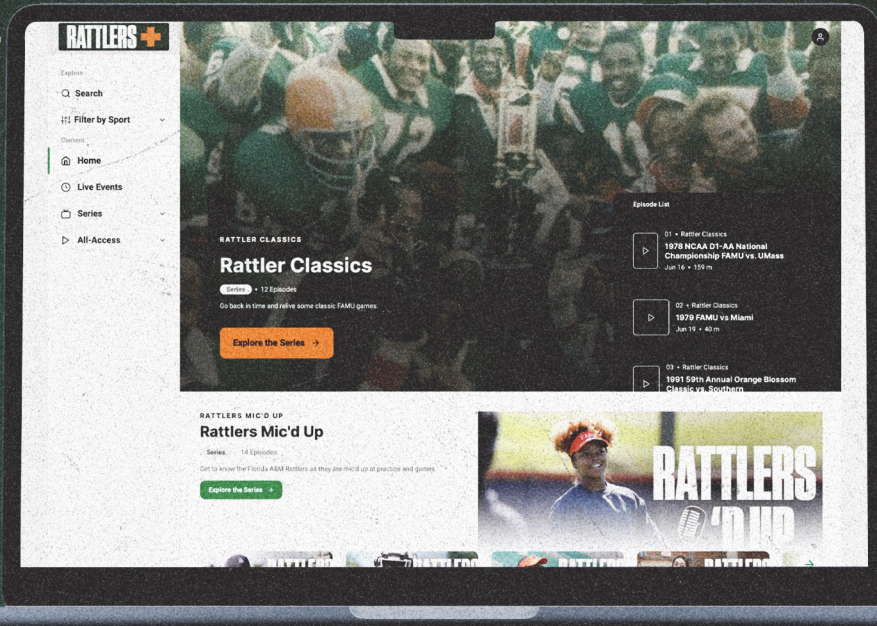
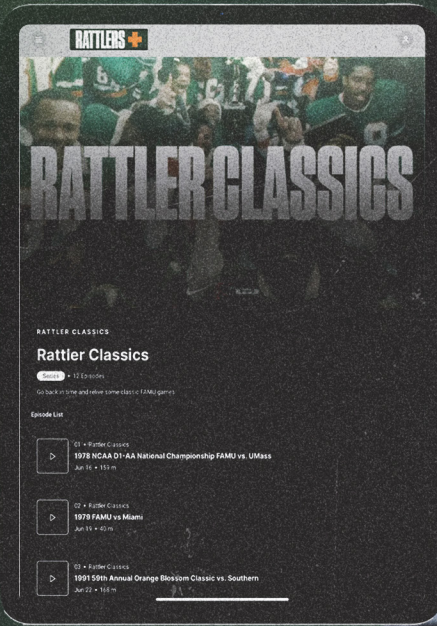


ORLANDO, FL
NOV. 18

HOME NEUTRAL AWAY



RATTLERS +



SCAN THE QR CODE TO WATCH LIVE GAMES, RATTLER CLASSICS, AND MORE ORIGINAL CONTENT ON RATTLERS+

