




Jack O'Connell




Bobby
Jenkins




Mike Branch



John Ryan




Joe DeSantis



Tony
George



Greg Francis



Darren
Phillip

FAIRFIELD
BASKETBALL
ANNUAL
RESULTS
STATISTICS
& ROSTERS

1952-53 Season

Results (9-9 overall)

12/6	Arnold College	W, 68-63
12/17	Hillyer College	W, 74-62
12/19	St. Michael's College	W, 68-50
1/2	Le Moyne College	L, 67-69
1/3	Providence College	W, 73-65
1/9	University of Bridgeport	L, 63-67
1/14	Iona College	L, 53-78
1/28	St. Francis (Brooklyn)	L, 63-74
1/29	Rider College	L, 62-67
1/30	Adelphi College	L, 72-92
2/7	Arnold College	L, 64-82
2/11	Stonehill College	W, 69-51
2/13	Newark College	W, 92-53
2/14	New Britain Teachers	L, 60-67
2/18	Providence College	W, 110-88
2/20	New Britain Teachers	W, 67-64
2/25	New Haven Teachers	W, 81-60
2/28	University of Bridgeport	L, 62-74

Varsity Roster

No.	Name	Cl.	Ht.	Wt.	Hometown/High School
10	William Smith	Jr.	5-8	145	Bridgeport, Conn./Fairfield Prep
11	Paul Frauenhofer	Jr.	5-11	165	Torrington, Conn./Torrington
12	Norbert Fahey	Sr.	5-8	150	Meriden, Conn./Meriden
14	James Gallagher	Fr.	6-2	195	Simsbury, Conn./Simsbury
15	John O'Connell	So.	5-11	160	Bridgeport, Conn./Fairfield Prep
16	Edward Bush	Fr.	6-3	175	Bristol, Conn./Bristol
17	James Roche	So.	6-5	220	Bridgeport, Conn./Central
18	Daniel Pisacane	Fr.	6-1	65	Shelton, Conn./Shelton
19	Leonard Paoletta	Fr.	5-9	165	Bridgeport, Conn./Harding
20	Robert Markovic	Jr.	6-1	195	Naugatuck, Conn./Sacred Heart
27	Robert Gerwien	So.	6-3	200	Bridgeport, Conn./Fairfield Prep
28	Stanley Suchenski	Jr.	6-4	215	Bridgeport, Conn./Harding
	Edward Hogan	Fr.	6-6	180	Shelton, Conn./Shelton
	James Pavel	Fr.	5-11	169	Bridgeport, Conn./Bassick
	John Nick	Fr.	6-0	182	Long Island, N.Y./Manhasset
	Henry Higgins	Fr.	5-8	163	Fairfield, Conn./Fairfield Prep

Head Coach: James Hanrahan

Assistant Coach: Robert "Lefty" Hustek

Final Statistics

Player	Games	FGs	FTs	Pts/Avg
Robert Gerwien	18	103	71	277/15.3
John O'Connell	18	100	39	239/13.2
Stanley Suchenski	18	79	58	216/12.0
Robert Markovic	13	46	36	128/9.8
Norbert Fahey	15	58	28	144/9.6
James Roche	17	35	30	100/5.8
Paul Frauenhofer	16	14	27	55/3.2
James Gallagher	12	10	3	23/3.3
William Smith	7	3	6	12/1.7
John Nick	7	8	7	23/3.3
Daniel Pisacane	11	11	3	25/2.2
Henry Higgins	1	2	1	5/5.0
Edward Hogan	6	1	0	2/0.3
James Pavel	3	1	4	6/2.0
Edward Bush	6	6	1	13/2.1
Leonard Paoletta	1	0	0	0/0.0
Totals	18	477	314	1268/70.4



1953-54 Season

Results (12-8 overall)

11/27	Adelphi College	W, 70-59
12/4	Merrimack College	W, 86-55
12/8	Quonset Point NAS	L, 55-74
12/9	Providence College	L, 69-72
12/11	St. John's University	L, 53-75
12/17	Rider College	W, 67-59
1/2	Providence College	W, 74-62
1/8	Manhattan College	L, 72-84
1/9	University of Bridgeport	W, 79-63
1/20	Stonehill College	W, 69-56
1/29	St. Anselm's College	L, 62-64
2/1	Iona College	L, 63-77
2/3	New Britain Teachers	W, 87-57
2/10	New Haven Teachers	W, 73-59
2/12	Curry College	W, 78-47
2/15	Quonset Point NAS	W, 88-79
2/19	LeMoyne College	L, 74-86
2/21	St. Michael's College	W, 79-78
2/23	New Britain Teachers	L, 68-74
2/27	University of Bridgeport	W, 72-70

Varsity Roster

No.	Name	Cl.	Ht.	Wt.	Hometown/High School
10	Paul Frauenhofer	Sr.	5-10	165	Torrington, Conn./Torrington
11	James Pavel	So.	5-10	165	Bridgeport, Conn./Bassick
12	Daniel Pisacane	So.	6-1	180	Shelton, Conn./Shelton
13	Leonard Paoletta	So.	5-9	162	Bridgeport, Conn./Harding
14	Edward Diskowski	Fr.	6-0	180	Bridgeport, Conn./Harding
15	John O'Connell	Jr.	5-11	160	Bridgeport, Conn./Fairfield Prep
16	John Shortell	Fr.	6-2	192	Ansonia, Conn./Ansonia
17	James Roche	Jr.	6-5	220	Bridgeport, Conn./Central
18	Fred Lane	So.	5-11	180	Fairfield, Conn./Fairfield Prep
19	John Nick	So.	6-0	177	Long Island, N.Y./Manhasset
20	Robert Markovic	Sr.	6-1	195	Naugatuck, Conn./Sacred Heart
27	Robert Gerwien	Jr.	6-2	203	Bridgeport, Conn./Fairfield Prep

Head Coach: James Hanrahan

Assistant Coach: Stanley Suchenski



1954-55 Season

Results (12-8 overall)

12/4	Boston College	W, 76-65
12/7	at St. John's University	L, 56-82
12/10	Kings Point	W, 89-63
12/13	St. Michael's College	W, 58-44
12/17	Rider College	W, 73-58
12/29	at Iona College	L, 67-68
1/7	at New York A.C.	L, 80-85
1/8	St. Anselm's College	W, 67-43
1/12	University of Bridgeport	W, 81-61
1/14	at St. Francis College N.Y.	L, 64-70
1/18	at Manhattan College	L, 67-82
2/1	at Cortland Teachers	L, 80-87
2/2	at LeMoyn College	L, 65-79
2/9	at New Britain Teachers	W, 64-54
2/12	Providence College	L, 57-65
2/14	New Britain Teachers	W, 76-59
2/18	at Stonehill College	W, 92-57
2/19	at Assumption College	W, 67-50
2/23	New Haven Teachers	W, 76-60
2/26	at University of Bridgeport	W, 76-52

Varsity Roster

No.	Name	Cl.	Ht.	Wt.	Hometown/High School
10	John Smyth	Jr.	5-10	164	Stamford, Conn./Fairfield Prep
11	James Pavel	Jr.	5-10	172	Bridgeport, Conn./Bassick
12	Homer Cusic	So.	6-3	190	Blue Island, Ill./Staples
13	Leonard Paoletta	Jr.	5-9	170	Bridgeport, Conn./Harding
14	Edward Diskowski	So.	6-0	188	Bridgeport, Conn./Harding
15	John O'Connell	Sr.	5-11	160	Bridgeport, Conn./Fairfield Prep
16	Daniel Miko	So.	6-0	171	Stratford, Conn./Fairfield Prep
17	James Roche	Sr.	6-5	221	Bridgeport, Conn./Central
18	Frederick Lane	Jr.	5-11	180	Fairfield, Conn./Fairfield Prep
19	Arthur Pavlucik	So.	5-10	160	Stratford, Conn./Fairfield Prep
20	John Kulowiec	Sr.	6-2	189	Stamford, Conn./St. Basil's
25	Thomas Bolcer	So.	6-5	190	New Haven, Conn./Wilbur Cross
26	Paul Williams	Jr.	6-2	185	Bridgeport, Conn./Fairfield Prep
27	Robert Gerwien	Sr.	6-2	210	Bridgeport, Conn./Fairfield Prep
28	Raymond Lovett	So.	6-0	178	Burlington, Vt./Cathedral
30	Pedro Tagatac	So.	5-8	142	Bridgeport, Conn./Harding

Head Coach: James Hanrahan

Final Statistics

Player	Games	FGs	FTs	Pts/Avg
John O'Connell	20	158	90	406/20.3
Ed Diskowski	20	111	30	252/12.6
Robert Gerwien	20	79	87	245/12.3
Frederick Lane	20	93	42	228/11.4
James Roche	20	45	35	125/6.3
John Kulowiec	19	38	19	95/5.0
James Pavel	16	11	10	32/2.0
Paul Williams	12	6	2	14/1.2
Thomas Bolcer	10	7	0	14/1.4
Arthur Pavlucik	4	4	2	10/2.5
Leonard Paoletta	12	3	3	9/0.8
Pedro Tagatac	6	0	1	1/0.2
Totals	20	555	321	1431/71.5



1955-56 Season

Results (6-10 overall)

12/1	at Hofstra University	L, 39-52
12/4	Iona College	L, 49-63
12/9	St. Francis College N.Y.	L, 47-85
12/14	at Providence College	L, 54-73
12/17	Cortland Teachers	L, 60-71
1/9	at Rider College	L, 66-77
1/11	at New Haven Teachers	W, 72-53
1/14	at University of Bridgeport	L, 63-65
1/16	at New Britain Teachers	W, 82-72
2/2	at Merrimack College	W, 80-71
2/9	Stonehill College	W, 70-65
2/15	New Britain Teachers	W, 78-74
2/17	at New York A.C.	L, 71-88
2/19	Assumption College	L, 50-65
2/21	Fairleigh Dickinson Univ.	L, 68-72
2/25	University of Bridgeport	W, 81-57

Varsity Roster

No.	Name	Cl.	Ht.	Wt.	Hometown/High School
10	Paul Williams	Sr.	6-2	175	Bridgeport, Conn./Fairfield Prep
11	James Pavel	Sr.	5-11	175	Bridgeport, Conn./Bassick
12	Thomas Bolcer	Jr.	6-5	190	New Haven, Conn./Wilbur Cross
13	Leonard Paoletta	Sr.	5-9	165	Bridgeport, Conn./Harding
14	Kenneth Felsman	So.	6-4	190	Bridgeport, Conn./Bassick
16	Francis Hanley	So.	6-2	180	Norwalk, Conn./Fairfield Prep
16	Daniel Miko	Jr.	6-0	170	Stratford, Conn./Fairfield Prep
17	Brian Rogers	So.	6-3	195	Danbury, Conn./Danbury
18	Jack Smyth	Sr.	5-10	170	Stamford, Conn./Fairfield Prep
19	Donald Bartimoccia	So.	6-4	200	Mahopac, N.Y./St. Mary's
19	Arthur Pavlucik	Jr.	5-10	165	Stratford, Conn./Fairfield Prep
26	Wesley Gregory	Jr.	5-10	162	Bridgeport, Conn./Fairfield Prep
30	Pedro Tagatac	Jr.	5-8	140	Bridgeport, Conn./Harding

Head Coach: James Hanrahan

Final Statistics

Player	Games	FGs	FTs	Pts/Avg
Pedro Tagatac	16	86	77	249/15.6
Jack Smyth	16	90	53	233/14.6
James Pavel	16	66	60	192/12.0
Leonard Paoletta	16	68	26	162/10.1
Francis Hanley	16	34	26	94/5.9
Daniel Miko	14	7	7	21/1.5
Donald Bartimoccia	15	8	6	22/1.5
Thomas Bolcer	5	3	2	8/1.6
Jossick	3	1	2	4/1.3
Wesley Gregory	5	0	1	1/0.2
Paul Williams	2	3	0	6/3.0
Arthur Pavlucik	8	11	5	27/3.4
Kenneth Felsman	7	3	3	9/1.3
Totals	16	380	268	1028



1956-57 Season

Results (6-15 overall)

12/5	New Britain Teachers	W, 70-48
12/8	at Fairleigh Dickinson	W, 77-70
12/11	at St. Francis College N.Y.	L, 53-71
12/16	Seton Hall University	W, 64-53
1/4	at New York A.C.	W, 59-56
1/5	Boston College	L, 54-75
1/8	at St. Peter's College	L, 67-92
1/10	American Int'l College	W, 92-88
1/12	University of Bridgeport	L, 54-70
1/15	at Iona College	L, 59-76
1/30	Yeshiva University	L, 49-59
2/1	Brooklyn College	L, 77-81
2/3	at St. Michael's College	L, 48-78
2/6	at Hunter College	L, 75-89
2/8	Rider College	L, 72-78
2/13	New Haven Teachers	L, 62-**
2/17	at Assumption College	L, 51-67
2/22	at University of Bridgeport	L, 58-59
2/25	Providence College	L, 63-71
2/27	at New Britain Teachers	W, 66-61
3/2	at St. Anselm's College	L, 75-92

** - The opponent score is not available for the New Haven Teachers game. Fairfield scored 62 points the game.

Varsity Roster

H/A	Name	Cl.	Ht.	Wt.	Hometown/High School
10/10	Pedro Tagatac	Sr.	5-8	150	Bridgeport, Conn./Harding
12/12	David Toomey	So.	6-4	175	Waterbury, Conn./Crosby
14/14	Arthur Pavlucik	Sr.	5-11	155	Stratford, Conn./Fairfield Prep
20/20	John Avignone	So.	6-3	175	Wallingford, Conn./Stamford
22/16	Daniel Miko	Sr.	6-1	157	Stratford, Conn./Fairfield Prep
24/15	Wesley Gregory	Sr.	5-11	167	Bridgeport, Conn./Fairfield Prep
30/27	Francis Hanley	Jr.	6-3	170	Norwalk, Conn./Fairfield Prep
32/13	Michael Mullin	So.	6-0	155	Bronx, N.Y./St. Helena's
34/11	Kenneth O'Brien	Sr.	5-11	160	Long Island City, N.Y./Power Memorial
40/19	Robert Healey	So.	6-3	194	Hartford, Conn./Hartford Public
42/17	Frank McGowan	So.	6-4	195	Hamden, Conn./Hamden

Head Coach: Jim Hanrahan

Assistant Coach: Bill Garofalo

Final Statistics

Player	Games	FGs-Att	FTs-Att	Pts/Avg
Frank McGowan	21	132	75-114	339/16.1
Pedro Tagatac	21	119	90-124	328/15.6
Francis Hanley	20	88	56-107	232/11.6
Michael Mullen	21	71	58-106	200/9.8
Arthur Pavlucik	18	37	26-32	100/5.6
Kenneth O'Brien	19	25	19-29	69/3.6
Robert Healey	15	6	5-10	17/1.3
Wesley Gregory	13	6	8-18	20/1.5
Daniel Miko	15	8	3-4	19/1.3
John Avignone	7	10	1-6	21/3.0
David Toomey	7	0	0-3	0/0.0
Totals	21	502	341-553	1345-63.1



1957-58 Season

Results (12-9 overall)

12/1	at Providence College	L, 60-83
12/4	New Britain Teachers	W, 86-58
12/6	at New York A.C. (Exhib)	L, 59-67 ot
12/8	Assumption College	L, 64-73
12/10	Hunter College	W, 63-61
12/13	at Rider College	L, 67-72
12/17	at New Haven Teachers	W, 84-59
12/20	at Brooklyn College	W, 69-67
1/4	Boston College	L, 64-71
1/10	at Kings Point	W, 70-55
1/14	at American Int'l College	L, 64-70
1/17	at University of Bridgeport	W, 68-58
1/19	St. Michael's College	W, 68-67 ot
1/30	at Merrimack College	W, 109-53
1/31	at Stonehill College	W, 98-70
2/5	Yeshiva University	W, 85-62
2/7	at Adelphi College	L, 54-64
2/9	Iona College	L, 63-69
2/12	Fairleigh Dickinson	W, 87-73
2/19	St. Francis College N.Y.	W, 81-73
2/23	St. Peter's College	L, 67-74
2/28	University of Bridgeport	L, 72-76 ot

Varsity Roster


H/A	Name	Cl.	Ht.	Wt.	Hometown/High School
10/11	Harry Hyra	So.	5-10	160	Fairfield, Conn./Ludlowe
12/13	Joseph Flannigan	So.	6-4	205	Teaneck, N.J./All Hallows
14/15	Joel Cherrytree	So.	5-11	180	Whitestone, N.Y./St. Ann's Academy
20/21	Patrick Kelly	So.	6-4	195	New York, N.Y./Xavier Prep
22/23	Richard Ripke	So.	6-2	185	Fairfield, Conn./Harding
24/25	Ned Murtaugh	So.	5-11	170	Rockville, N.Y./St. Agnes
30/31	Francis Hanley	Sr.	6-3	180	Norwalk, Conn./Fairfield Prep
32/33	Michael Mullen	Jr.	6-0	165	Bronx, N.Y./St. Helena's
34/35	Kenneth O'Brien	Jr.	5-11	160	Long Island City, N.Y./Power Memorial
40/41	Edward Diskowski	Jr.	6-0	198	Bridgeport, Conn./Harding
42/43	Frank McGowan	Jr.	6-4	205	Hamden, Conn./Hamden
44/45	Vincent Alvino	So.	6-1	190	New York, N.Y./Xavier Prep

Head Coach: Jim Hanrahan

Assistant Coach: Bill Garofalo

Final Statistics

Player	Games	FGs	FTs	Pts/Avg
Edward Diskowski	21	141	69-91	351/16.7
Frank McGowan	20	106	38-65	250/12.5
Francis Hanley	21	83	55-95	221/10.5
Patrick Kelly	21	87	42-68	216/10.2
Harry Hyra	19	54	28-50	136/7.2
Joseph Flannigan	21	53	27-50	133/6.3
Vincent Alvino	20	24	28-57	76/3.8
Joel Cherrytree	16	26	15-24	67/4.1
Richard Ripke	11	23	8-19	54/4.9
Michael Mullen	14	8	15-23	31/2.2
Ned Murtaugh	4	3	2-7	8/2.0
Totals	21	608	327-549	1543-73/5



1958-59 Season

Results (11-11 overall)

12/5	at New York A.C.	N/A
12/7	Seeton Hall University	W, 81-45
12/9	at Hunter College*	W, 80-60
12/13	at Yeshiva University*	L, 70-72
12/15	Providence College	L, 32-64
1/6	at Boston College	L, 56-66
1/9	Kings Point*	W, 82-56
1/12	at Iona College	L, 67-99
1/14	New Haven Teachers	W, 72-52
1/16	University of Bridgeport*	W, 88-71
1/30	at St. Peter's College	L, 81-106
2/3	at Assumption College	L, 62-63
2/5	at Fairleigh Dickinson*	L, 70-74
2/8	at St. Michael's College	L, 73-93
2/11	Adelphi*	L, 76-78
2/14	Rider College*	W, 89-82
2/18	Brooklyn College*	W, 98-82
2/21	at St. Francis College N.Y.	W, 76-66
2/23	American Int'l College	W, 98-90
2/25	at New Britain Teachers	W, 98-89
2/27	at University of Bridgeport	L, 84-86
3/4	Siena College	W, 92-84
3/6	Upsala College	L, 64-85

* - Tri-State Conference Game

Varsity Roster

H/A	Name	Cl.	Ht.	Hometown
10/11	Harry Hyra	Jr.	5-10	Fairfield, Conn.
12/13	Joseph Flannigan	Jr.	6-4	Teaneck, N.J.
14/15	Joel Cherrytree	Jr.	5-11	Whitestone, N.Y.
20/21	Patrick Kelly	Jr.	6-4	Miller Place, N.Y.
22/23	Richard Ripke	Jr.	6-2	Fairfield, Conn.
30/31	Richard Panuczak	So.	6-0	Bridgeport, Conn.
32/33	Michael Mullen	Sr.	6-0	Bronx, N.Y.
40/41	Edward Diskowski	Sr.	6-0	Bridgeport, Conn.
42/43	Frank McGowan	Sr.	6-4	Hamden, Conn.
44/45	Vicent Alvino	Jr.	6-1	New York, N.Y.
50/51	Arthur Crawford	So.	6-4	New York, N.Y.
52/53	Thomas O'Brien	Jr.	6-2	West Orange, N.J.
54/55	John Dowd	So.	6-5	Brightwaters, N.Y.

Head Coach: George Bisacca

Assistant Coach: Bill Garofalo

Final Statistics

Player	Games	FGs-Att	Pct.	FTs-Att	Pct.	Rebs	Pts-Avg
Ed Diskowski	18	127-338	.350	46-68	.690	146-8.4	300-16.7
Tom O'Brien	20	62-151	.410	18-34	.510	106-6.2	142-7.1
Art Crawford	22	94-188	.500	62-97	.639	326-14.7	250-11.3
Harry Hyra	22	100-240	.410	70-96	.729	35-1.6	270-12.2
Joel Cherrytree	22	107-269	.410	47-74	.635	77-3.6	261-11.8
Pat Kelly	19	73-189	.380	29-44	.660	116-6.1	175-9.7
Frank McGowan	17	48-159	.290	23-42	.500	105-6.2	119-7.0
Joe Flannigan	14	38-111	.380	17-34	.500	113-98.7	93-7.1
Vincent Alvino	15	8-21	.380	1-8	.125	17-1.5	17-1.7
Mike Mullen	12	3-7	.430	12-16	.680	10-1.4	18-1.5
Dick Panuczak	14	5-15	.333	3-3	1.000	7-0.7	13-1.3
Dick Ripke	6	4-9	.440	3-6	.400	3-0.5	11-1.8
John Dowd	9	6-11	.560	3-6	.500	16-2.6	15-2.5
Dick Lorenzo	3	1-2	.500	1-2	.500	0-0.0	3-1.3
Tom Ungerland	2	1-1	1.000	0-0	.000	2-1.0	2-1.0
Totals	22	677-1711	.396	335-530	.632	1079-49.0	1689-76.8



1959-60 Season

Results (17-9 overall)

12/5	College of Holy Cross	L, 53-72
12/12	Assumption College	L, 64-77
12/14	St. Francis College N.Y.	W, 83-59
12/19	at Siena College	W, 60-48
1/5	Yeshva University*	W, 69-64
1/8	at Adelphi University*	L, 64-74
1/11	Iona College	W, 60-47
1/13	Boston College	L, 67-78
1/16	at University of Bridgeport*	W, 75-73
1/28	Georgetown University	L, 74-91
2/1	Villa Madonna	W, 68-65
2/3	Fairleigh Dickinson Univ.*	W, 78-69
2/6	at American Int'l College	W, 67-57
2/8	at Upsala College	L, 74-90
2/10	at Brooklyn College*	W, 94-80
2/13	City College of New York*	W, 75-58
2/15	Long Island University*	W, 87-59
2/17	St. Peter's College	L, 74-83 ot
2/20	Hunter College*	W, 62-52
2/22	at Southern Conn. State	W, 81-76
2/24	at Rider College*	W, 70-61
2/27	University of Bridgeport	W, 94-72
2/29	at Providence College	L, 57-100
	University of Bridgeport	W, 100-94
	Drexel Tech	W, 56-44
	American University	L, 74-75

* - Tri-State Conference Game


Varsity Roster

H/A	Name	Cl.	Ht.	Hometown
10/11	Harry Hyra	Sr.	5-10	Fairfield, Conn.
12/13	Joseph Flannigan	Sr.	6-4	Teaneck, N.J.
14/15	Joel Cherrytree	Sr.	5-11	Whitestone, N.Y.
20/21	Patrick Kelly	Sr.	6-4	Miller Place, N.Y.
22/23	Devin Doolan	So.	6-2	Chevy Chase, Md.
30/31	Richard Panuczak	Jr.	6-1	Bridgeport, Conn.
32/33	Robert Jenkins	So.	5-10	New York, N.Y.
40/41	Michael Touhey	So.	5-11	Bronx, N.Y.
44/45	Vincent Alvino	Sr.	6-1	New York, N.Y.
50/51	Arthur Crawford	Jr.	6-4	Bronx, N.Y.
52/53	Thomas O'Brien	Sr.	6-2	West Orange, N.J.
54/55	William Shin	So.	6-6	Brooklyn, N.Y.

Head Coach: George Bisacca
Assistant Coach: Bill Garofalo

Final Statistics

Player	Games	FGs-Att	Pct.	FTs-Att	Pct.	Rebs	Pts/Avg
Art Crawford	21	139-271	.510	97-139	.690	382-18.2	375-17.8
Bill Shin	25	82-266	.310	46-92	.500	234-9.4	210-8.4
Joel Cherrytree	25	83-221	.370	53-84	.620	63-2.6	219-8.8
Joe Flannigan	17	12-23	.230	13-18	.690	47-2.9	37-2.3
Bob Jenkins	26	82-228	.360	62-92	.680	152-5.8	226-8.6
Harry Hyra	24	90-254	.350	61-99	.620	33-1.3	241-10.4
Pat Kelly	24	67-163	.410	32-41	.780	150-6.2	166-7.0
Tom O'Brien	26	94-256	.360	48-93	.510	183-7.0	236-9.1
Mike Touhey	18	31-100	.310	55-79	.650	31-1.7	117-6.5
Devin Doolan	9	9-17	.510	5-9	.550	14-1.5	23-2.5
Vin Alvino	11	4-13	.310	4-9	.440	12-1.0	12-1.0
Dick Panuczak	10	7-16	.480	4-5	.800	8-0.8	18-1.8
Fairfield Totals	26	700-1846	.370	480-760	.620	1431-55.1	1880-72.3
Opponent Totals	26	702-1753	.400	414-623	.670	1265-48.6	1818-69.9



1960-61 Season

Results (17-7 overall)

12/3	at Boston College	L, 70-83
12/6	at St. Peter's College	L, 63-82
12/9	Rider College	W, 90-82
12/14	Stonehill College	W, 97-85
12/17	at Yeshiva University*	W, 63-50
12/21	at Hunter College*	W, 83-70
1/4	Brooklyn College*	W, 97-71
1/7	at Fairleigh Dickinson*	W, 96-82
1/9	at Iona College	W, 94-79
1/11	C.W. Post College	L, 76-78
1/14	University of Bridgeport*	W, 94-90
2/1	Adelphi College*	W, 88-59
2/7	at Long Island University*	W, 88-83 ot
2/11	at City College of N.Y.*	W, 76-47
2/14	at St. Francis College N.Y.	W, 91-83
2/16	Southern Connecticut State	W, 75-62
2/18	at Assumption College	W, 82-76
2/21	St. Michael's College	W, 84-73
2/23	at College of Holy Cross	L, 94-122
2/25	at University of Bridgeport	W, 87-75
2/28	American Int'l College	W, 94-64
3/2	Providence College	L, 59-81
	Albright College	L, 67-85
	Virginia Union	L, 66-70

* - Tri-State Conference Game

Varsity Roster

H/A	Name	Cl.	Ht.	Hometown
10/11	Fred Weismiller	So.	5-11	Bronx, N.Y.
14/15	Ronald Riescher	So.	6-1	Hempstead, N.Y.
24/25	Hicholas Macarchuk	so.	6-3	Montville, Conn.
30/31	Devin Doolan	Jr.	6-2	Chevy Chase, Md.
32/33	Robert Jenkins	Jr.	5-10	New York, N.Y.
34/35	Richard Panuczak	Sr.	6-1	Bridgeport, Conn.
40/41	Michael Touhey	Jr.	5-11	Bronx, N.Y.
42/43	Frank McAnulty	so.	6-6	Pittsburgh, Pa.
44/45	Joseph D'Agostin	So.	6-1	Brooklyn, N.Y.
50/51	Arthur Crawford	Sr.	6-4	Bronx, N.Y.
52/53	Robert Hutter	So.	6-3	Bronx, N.Y.
54/55	William Shin	Jr.	6-6	Brooklyn, N.Y.

Head Coach: George Bisacca

Assistant Coach: Bill Garofalo

Final Statistics

Player	Games	FGs-Att	Pct.	FTs-Att	Pct.	Rebs	Pts/Avg
Art Crawford	22	96-226	.420	75-116	.640	236-15.3	267-12.1
Bob Hutter	24	172-386	.440	71-93	.760	213-8.8	415-17.3
Nick Macarchuk	24	139-288	.440	95-144	.670	299-12.4	373-15.5
Bill Shin	19	40-123	.320	20-38	.520	115-6.0	100-5.2
Bob Jenkins	24	94-231	.410	71-96	.740	134-5.6	259-10.7
Mike Touhey	24	98-236	.410	106-140	.760	50-2.0	302-12.2
Fred Weismuller	23	52-106	.490	39-64	.610	43-1.8	143-6.2
Devin Doolan	16	20-44	.450	8-16	.500	27-1.5	48-3.0
Dick Panuczak	15	6-26	.230	10-12	.830	5-0.3	22-1.4
Frank McAnulty	17	14-36	.380	4-15	.260	52-3.1	32-1.8
Ron Riescher	7	2-7	.290	4-4	1.000	3-0.4	8-1.1
Joe D'Agostin	6	2-7	.290	1-2	.500	4-0.7	5-0.9
Fairfield Totals	24	735-1716	.420	504-740	.680	1315-54.5	1974-82.2
Opponent Totals	24	675-1672	.400	482-696	.690	1113-46.2	1832-76.3



1961-62 Season

Results (20-5 overall)

12/4	Saint Peter's	W, 83-73
12/6	at Southern Conn. State	W, 68-63
12/9	at Georgetown University	L, 82-98
12/11	Yeshiva University*	W, 79-71
12/14	at Boston College	L, 77-98
12/16	at Adelphi College*	W, 88-72
1/3	St. Francis College N.Y.	W, 88-76
1/6	at American In'tl College	W, 64-59
1/10	at Fordham University	W, 92-86
1/13	at University of Bridgeport*	W, 84-78
1/17	at Seton Hall University	L, 96-100
2/3	at Stonehill College	W, 60-57
2/6	Long Island University*	W, 65-52
2/9	at City College of N.Y.*	W, 78-57
2/12	Iona College	W, 91-85
2/15	Hunter College*	W, 76-56
2/17	Assumption College	W, 54-48
2/19	Fairleigh Dickinson*	W, 89-81
2/24	University of Bridgeport	W, 96-92
2/26	at Providence College	L, 65-88
2/28	at Rider College*	W, 78-76
3/2	St. Anselm's College	W, 67-65
	Richmond&	W, 86-75
	Northeastern&	L, 69-80

& - NCAA College Division Playoffs

* - Tri-State Conference Game

Varsity Roster

H/A	Name	Cl.	Ht.	Hometown
4/5	Kurt Kilty	So.	6-4	East Hartford, Conn.
10/11	Fred Weismiller	Jr.	5-11	Bronx, N.Y.
12/13	Larry Rafferty	So.	6-2	Sayville, N.Y.
14/15	Ronald Riescher	Jr.	6-1	Hempstead, N.Y.
20/21	Kenneth Wagner	So.	6-0	New York, N.Y.
22/23	Walter Donnelly	So.	6-3	Garden City, N.Y.
24/25	Nelson Grillo	So.	6-4	Washington, D.C.
30/31	Devin Doolan	Sr.	6-2	Chevy Chase, Md.
32/33	Robert Jenkins	Sr.	5-10	New York, N.Y.
40/41	Michael Touhey	Sr.	5-11	Bronx, N.Y.
42/43	Frank McAnulty	Jr.	6-6	Pittsburgh, Pa.
44/45	Nicholas Marcarchuk	Jr.	6-4	Montville, Conn.
50/51	Robert Sponza	So.	6-5	Jersey City, N.Y.
52/53	Robert Hutter	Jr.	6-3	Bronx, N.Y.
54/55	William Shin	Sr.	6-6	Brooklyn, N.Y.

Head Coach: George Bisacca

Assistant Coach: Lou Saccone

Final Statistics

Player	Games	FGs-Att	Pct.	FTs-Att	Pct.	Rebs-Avg	Pts-Avg
Bob Hutter	25	191-375	.509	82-109	.752	225-9.0	464-18.6
Nick Macarchuk	25	150-286	.524	106-156	.679	357-14.3	406-16.2
Bill Shin	24	111-302	.369	44-74	.585	200-7.9	266-10.7
Fred Weismuller	25	132-258	.512	105-148	.709	42-1.7	369-14.8
Bob Jenkins	25	127-308	.412	74-106	.698	136-5.4	328-13.1
Mike Touhey	20	14-55	.355	16-27	.593	12-0.6	44-2.2
Devin Doolan	16	11-25	.440	6-11	.545	20-1.2	28-1.8
Frank McAnulty	12	6-16	.375	2-7	.286	38-3.1	14-1.2
Ron Riescher	8	3-10	.300	2-4	.500	0-0.0	8-1.0
Ken Wagner	3	0-2	.000	0-1	.000	1-0.3	0-0.0
Walt Donnelly	7	0-4	.000	1-4	.250	6-0.9	1-0.1
Kurt Kilty	10	4-11	.364	2-2	1.000	19-1.9	10-1.0
Larry Rafferty	6	3-8	.375	1-6	.167	14-2.3	7-1.2
Nelson Grillo	2	3-5	.600	1-2	.500	6-3.0	7-3.5
Bob Sponza	6	4-7	.600	2-5	.400	4-0.7	10-1.7
Fairfield Totals	25	759-1672	.454	444-662	.691	1207-48.3	1962-78.5
Opponent Totals	25	749-1754	.427	349-525	.665	1105-44.2	1847-73.9



1962-63 Season

Results (11-13 overall)

Yeshiva University	W, 68-63
St. Francis College, N.Y.	L, 54-57
Adelphi College	W, 83-68
Southern Conn. State	W, 86-45
Fairleigh Dickinson	W, 45-39
Canisius College	L, 56-85
St. Peter's College	L, 70-82
Fordham University	L, 65-78
Stonehill College	W, 78-77
Long Island University	L, 45-54
American Int'l College	W, 85-69
University of Bridgeport	W, 86-71
Iona College	L, 69-91
Seton Hall University	L, 91-93
St. Anselm's College	L, 63-78
City College of New York	W, 71-62
Boston College	L, 64-68
Hunter College	W, 75-56
Brooklyn College	W, 80-59
Assumption College	L, 57-70
Rider College	L, 79-80
Georgetown University	L, 61-79
University of Bridgeport	W, 93-85
Providence College	L, 65-85

* - Tri-State Conference Game

Varsity Roster

H/A	Name	Cl.	Ht.	Hometown
4/5	Kurt Kilty	Jr.	6-4	East Hartford, Conn.
10/11	Fred Weismiller	Sr.	5-11	Bronx, N.Y.
12/13	Larry Rafferty	Jr.	6-2	Sayville, N.Y.
14/15	Ronald Riescher	Sr.	6-1	Hempstead, N.Y.
20/21	Kenneth Wagner	Jr.	6-0	New York, N.Y.
22/23	Walter Donnelly	Jr.	6-3	Garden City, N.Y.
24/25	Nelson Grillo	Jr.	.6-4	Washington, D.C.
42/43	Frank McAnulty	Sr.	6-6	Pittsburgh, Pa.
44/45	Nicholas Marcarchuk	Sr.	6-4	Montville, Conn.
50/51	Robert Sponza	Jr.	6-5	Jersey City, N.Y.
52/53	Robert Hutter	Sr.	6-3	Bronx, N.Y.
	John Benedict	So.	6-3	Thomaston, Conn.
	Mike Branch	So.	6-4	New Haven, Conn.
	Pat Burke	So.	6-4	Hartford, Conn.
	Kevin Lyall	So.	5-11	Lynbrook, N.Y.

Head Coach: George Bisacca

Assistant Coach: Lou Saccone

Final Statistics

Player	Games	FGs-Att	Pct.	FTs-Att	Pct.	Rebs-Avg	Pts-Avg
Bob Hutter	24	179-388	.460	78-104	.750	258-10.8	436-18.2
Nick Macarchuk	24	158-313	.516	122-179	.678	286-11.9	438-18.2
Fred Weismiller	24	103-222	.464	59-102	.578	44-1.8	265-11.1
Frank McAnulty	23	17-47	.361	23-38	.621	120-5.2	57-2.5
Larry Rafferty	20	79-187	.416	42-56	.750	100-5.0	200-10.0
Walt Donnelly	22	46-98	.470	19-29	.655	126-5.7	111-5.0
Ron Riescher	17	27-70	.385	13-27	.499	20-1.2	67-4.0
Bob Sponza	16	10-26	.384	14-19	.777	23-1.4	34-2.2
Joel Pascale	5	2-10	.200	4-4	1.000	4-0.8	8-1.6
Joe D'Agostin	6	2-6	.333	2-2	1.000	5-0.8	6-1.0
Ken Wagner	11	11-35	.314	4-6	.667	8-0.7	26-2.4
Kurt Kilty	15	13-49	.284	15-21	.714	41-2.7	41-2.7
Team						88	
Fairfield Totals	24	647-1451	.446	395-587	.672	1123-46.8	1689-70.3
Opponent Totals	24	660-1492	.442	374-570	.656	901-37.5	1694-70.5



1963-64 Season

Results (14-11 overall)

11/30	at University of Pittsburgh	L, 62-82
12/6	at Boston College	W, 69-63
12/10	at Providence College	L, 58-77
12/12	at Adelphi College*	L, 66-73
12/18	Long Island University*	W, 75-72
12/27-	at Wagner College	W, 105-89
12/28	vs. Univ. of Massachusetts	L, 88-89
1/2	Fairleigh Dickinson*	L, 61-82
1/8	at Seton Hall University	L, 81-95
1/11	at University of Bridgeport*	W, 82-69
1/30	at City College of N.Y.*	W, 74-69
2/5	St. Anselm's College	W, 93-82
2/8	Hunter College*	W, 95-52
2/10	at Stonehill College	W, 104-72
2/12	at Brooklyn College*	W, 66-65
2/15	at Rider College*	W, 79-64
2/17	at Georgetown University	L, 73-79
2/20	at Southern Conn. State	W, 83-69
2/22	Assumption College	L, 70-76
2/24	Yeshiva University*	W, 89-69
2/26	St. Peter's College (MSG)	L, 86-90
2/27	Fordham University	W, 69-58
2/29	University of Bridgeport	W, 100-80
	Iona College (Make up)	L, 59-60
3/7	at College of Holy Cross	L, 82-93

* - Tri-State Conference Game

Varsity Roster

Name	Cl.	Pos.	Ht.	Wt.	Hometown
John Benedict	So.	F	6-3		210 Thomaston, Conn.
Patrick Burke	So.	C	6-4		205 Hartford, Conn.
Michael Branch	So.	F	6-4		185 New Haven, Conn.
Walter Donnelly	Sr.	F	6-3		180 Garden City, N.Y.
William Hegarty	Jr.	G	5-10		155 West Hempstead, N.Y.
Kury Kilty	Jr.	C	6-4		200 East Hartford, Conn.
David Lingua	So.	F	6-1		180 Windsor Locks, Conn.
Kevin Lyall	So.	G	5-11		165 Lynbrook, N.Y.
John McGovern	So.	G	5-11		185 Brooklyn, N.Y.
Joel Pascale	Jr.	G	6-0		175 North Bergen, N.J.
Stanley Poole	So.	F	6-3		193 Hartford, Conn.
Lawrence Rafferty	Sr.	G	6-3		190 Sayville, N.Y.
Kenneth Wagner	Jr.	G	6-0		180 Bronx, N.Y.

Head Coach: George Bisacca

Assistant Coach: Lou Saccone

Final Statistics

Player	Games	FGs-Att	Pct.	FTs-Att	Pct.	Rebs=Avg	Pts-Avg
Mike Branch	25	205-486	.421	119-165	.721	404/16.2	529-21.2
Pat Burke	25	193-422	.457	93-141	.652	272-10.9	479-19.2
Stan Poole	25	109-288	.348	50-88	.567	186/7.4	268-10.7
Larry Rafferty	20	82-201	.407	39-52	.750	87/4.4	203/10.2
Kury Kilty	24	70-142	.492	55-72	.763	116/4.8	195/8.1
Ken Wagner	20	46-116	.345	11-21	.524	23/1.2	103/5.2
Walt Donnolly	12	16-47	.340	17-28	.607	66-5.0	49-4.1
Dave Lingua	6	8-23	.347	8-14	.571	10/1.7	24/4.0
Joel Pascale	17	23-60	.366	11-18	.611	16/1.0	57/3.4
Jack McGovern	12	16-36	.444	1-2	.500	10/0.8	33/2.8
John Benedict	7	6-16	.372	2-6	.333	14/2.0	14/2.0
Kevin Lyall	6	3-14	.214	1-2	.500	7/1.2	7/1.2
Bill Hegan	4	2-5	.400	4-5	.800	2-0.5	8-2.0
Fairfield Totals	25	779-1850	.421	411-614	.668	1296-51.8	1969-78.8
Opponent Totals	25	734-1656	.443	498-615	.647	1117-44.7	1688-74.6



1964-65 Season

Results (14-7 overall)

12/1	at St. Joseph's College	L, 64-95
12/5	at Fordham University	W, 73-70
12/9	Seton Hall University	W, 93-83
12/14	at Long Island University	L, 72-76
12/17	at College of Holy Cross	L, 89-92
1/4	Providence College	L, 65-72
1/9	Rider College	W, 88-77
1/12	at Iona College	W, 63-58
1/16	University of Bridgeport	W, 110-75
1/22	at Fairleigh Dickinson	W, 69-60
1/26	St. Bonaventure University	L, 68-88
1/29	Boston College	L, 88-96
2/6	at Canisius College	W, 84-67
2/9	St. Peter's College	W, 83-77
2/15	Stonehill College	W, 97-69
2/17	Southern Conn. State	W, 93-49
2/20	Georgetown University	W, 88-84
2/22	at St. Anselm's College	L, 58-78
2/24	Adelphi University	W, 93-85
2/27	at University of Bridgeport	W, 80-71
3/2	at Assumption College	W, 95-91

Varsity Roster

Name	Cl.	Pos.	Ht.	Wt.	Hometown
Mike Branch	Jr.	F	6-4	185	New Haven, Conn.
Jim Brown	So.	F	6-3	175	New Haven, Conn.
Bill Boyd	So.	F	6-3	185	Brooklyn, N.Y.
Pat Burke	Jr.	C	6-4	205	Hartford, Conn.
Bill Hegarty	Sr.	G	5-10	160	West Hempstead, N.Y.
Kevin Lyall	Jr.	G	5-11	165	Lynbrook, N.Y.
Carl Menendez	So.	G	5-10	170	West Hempstead, N.Y.
Joel Pascale	Sr.	G	6-0	175	North Bergen, N.J.
Charlie Phillips	So.	G	6-2	175	Brooklyn, N.Y.
Bill Pritz	So.	G	5-10	145	Bridgeport, Conn.
Al Snyder	So.	C	6-5	195	Bridgeport, Conn.

Head Coach: George Bisacca

Assistant Coach: Bob Jenkins

Final Statistics

Player	Games	FGs-Att	Pct.	FTs-Att	Pct.	Rebs-Avg	Pts-Avg
Mike Branch	13	81-174	.470	58-70	.830	208-16.0	220-16.9
Pat Burke	20	157-358	.440	92-133	.690	227-11.4	406-20.3
Jim Brown	21	160-343	.470	104-135	.770	199-9.5	424-20.2
Joel Pascale	21	58-143	.410	34-41	.830	34-1.6	150-7.1
Charles Phillips	21	99-237	.420	33-52	.630	137-6.5	231-11.0
Bill Pritz	20	50-103	.480	50-64	.780	25-1.3	150-7.5
Bill Boyd	18	21-49	.420	13-24	.710	30-1.7	55-3.1
Carl Menendez	17	15-39	.380	15-21	.710	5-0.3	45-2.6
Bill Hegarty	8	7-13	.540	1-4	.250	3-0.4	15-1.9
Kevin Lyall	7	6-14	.420	0-7	.000	7-1.0	12-1.7
Pat Scully	2	1-1	1.000	1-4	.250	4-2.0	3-1.5
Pete Odlum	2	1-2	.500	0-0	.000	2-1.0	2-1.0
Fairfield Totals	21	656-1476	.440	401-555	.720	1007-47.9	1713-81.6
Opponent Totals	21	638-1465	.430	337-492	.680	906-43.1	1614-76.9



1965-66 Season

Results (19-5 overall)

12/4	St. Joseph's College	L, 74-100
12/7	at Boston College	W, 100-93 ot
12/11	at St. Peter's College	W, 89-82 3ot
12/14	St. Anselm's College	W, 77-61
12/18	at Xavier University	W, 90-81
12/20	at Duquesne University	W, 68-65 ot
12/22	at St. Francis College (Pa.)	W, 100-94
12/29	Univ. of Massachusetts	W, 100-82
12/30	Acadia University (Can.)	W, 84-43
1/3	Fairleigh Dickinson	W, 82-65
1/8	College of Holy Cross	W, 82-61
1/12	Stonehill College	W, 108-66
1/22	at Southern Conn. State	W, 90-58
1/31	Niagara University	W, 82-65
2/5	at Villanova University [^]	L, 55-61
2/7	Assumption College	W, 91-72
2/9	at Providence College	L, 62-74
2/12	at University of Bridgeport	L, 87-88
2/14	American University	W, 102-81
2/19	at St. Bonaventure Univ.	W, 65-52
2/22	Canisius College ^{\$}	W, 84-78 ot
2/26	at Georgetown University	L, 75-77
2/28	at Rider College	W, 75-72 ot
3/3	University of Bridgeport	W, 111-60

& - New Haven Arena; [^] - Palestra;
^{\$} - Memorial Auditorium (Buffalo)
 ** - Exhibition Game

Varsity Roster

H/A	Name	Cl.	Ht.	Wt.	Hometown/High School
4/5	William Pritz	Jr.	5-10	150	Bridgeport, Conn./Notre Dame
10/11	William Jones	So.	6-4	187	Hartford, Conn./Hartford Public
12/13	Ted Sotinsky	So.	6-5	185	Elmhurst, N.Y./Newtown
14/15	Mike Branch	Sr.	6-3	185	New Haven, Conn./Hillhouse
20/21	John Walsh	So.	5-10	170	Slingerlands, N.Y./Bethlehem Central
22/23	Carl Menendez	Jr.	5-10	175	West Hempstead, N.Y./St. Agnes
30/31	James Brown	Jr.	6-2	185	New Haven, Conn./Hillhouse
32/33	Lawrence Cirina	So.	6-2	185	Seacliff, N.Y./St. Mary's
34/35	William Boyd	Jr.	6-4	190	Brooklyn, N.Y./St. Augustine's
40/41	Charles Phillips	Jr.	6-2	175	Brooklyn, N.Y./Brooklyn
42/43	Peter Gillen	So.	6-0	165	Brooklyn, N.Y./Brooklyn
44/45	Patrick Burke	Sr.	6-4	210	Hartford, Conn./Hartford, Public
50/51	Solomon Crenshaw	So.	6-5	182	Monessen, Pa./Monessen
52/53	William McCann	So.	6-5	205	Mamaroneck, N.Y./Iona Prep
54/55	Arthur Kenney	So.	6-8	200	New York, N.Y./Power Memorial

Head Coach: George Bisacca
Assistant Coach: Lou Saccone

Final Statistics

Player	Games	FGs-Att	Pct.	FTs-Att	Pct.	Rebs-Avg	Pts-Avg
Michael Branch	22	139-333	.417	86-121	.710	366-16.6	364-16.5
Patrick Burke	17	104-294	.354	47-63	.746	72-4.2	255-15.0
James Brown	24	178-377	.443	62-84	.734	119-5.0	418-17.4
William Jones	23	110-258	.426	62-99	.626	269-11.7	282-12.2
Charles Phillips	23	94-197	.477	18-34	.530	124-5.4	206-9.0
Arthur Kenney	23	63-127	.500	48-79	.680	179-7.2	174-7.2
William Pritz	24	63-143	.438	54-68	.838	25-1.1	180-7.5
Solomon Crenshaw	11	6-25	.240	3-8	.375	47-4.3	15-1.4
Carl Menendez	11	9-27	.333	0-1	.000	5-0.5	18-1.6
William Boyd	5	10-28	.357	4-7	.572	17-3.4	24-4.8
Lawrence Cirina	14	20-49	.438	9-13	.692	13-0.9	49-3.5
Ted Sotinsky	10	9-17	.530	4-4	1.000	19-1.9	22-2.2
William McCann	7	6-15	.400	6-7	.857	11-1.4	18-2.6
Stan Kobierowski	7	1-5	.200	1-3	.333	2-0.3	3-0.5
Peter Gillen	5	1-6	.167	3-6	.500	2-0.4	5-1.0
Fairfield Totals	24	813-1901	.428	407-597	.681	1419-59.1	2033-84.7
Opponent Totals	24	704-1628	.432	324-525	.622	984-41.0	1732-72.0



1966-67 Season

Results (12-9 overall)

12/3	at Niagara University	L, 82-85
12/7	Boston College&	L, 76-93
12/16	at St. Joseph's College	W, 88-68
12/29	Loyola New Orleans\$	W, 86-68
12/30	Canisius\$	L, 66-87
1/7	at College of Holy Cross	W, 72-68
1/10	at Univ. of Massachusetts	W, 65-60
1/14	Canisius College\$	W, 80-77
1/16	St. Peter's College	L, 76-78
1/21	at University of Bridgeport	W, 70-63
1/31	at Fairleigh Dickinson	W, 75-67
2/4	Georgetown University&	W, 93-82
2/8	at Providence College	L, 71-89
2/11	Rider College	W, 79-63
2/15	vs. St. Bonaventure Coll.%	L, 90-92
2/17	at American University	L, 75-94
2/21	at Stonehill College	W, 87-65
2/23	University of Bridgeport	W, 86-65
2/25	East Carolina College&	W, 90-67
2/27	St. Francis College Pa.	L, 75-85
3/1	at Assumption College	L, 83-89

& - New Haven Arena; % - Madison Square Garden; \$ - Memorial Auditorim (Buffalo)

Varsity Roster

H/A	Name	Cl.	Ht.	Wt.	Hometown/High School
4/5	William Pritz	Sr.	5-10	150	Bridgeport, Conn./Notre Dame
10/11	William Jones	Jr.	6-4	187	Hartford, Conn./Hartford Public
12/13	Ted Sotinsky	Jr.	6-5	185	Elmhurst, N.Y./Newtown
14/15	Richard Sanabria	So.	6-6	200	Rockville Center, N.Y./Malvern
20/21	Solomon Crenshaw	Jr.	6-5	188	Monessen, Pa./Monessen
22/23	Carl Menendez	Sr.	5-10	175	West Hempstead, N.Y./St. Agnes
24/25	Robert Pavia	So.	6-1	160	Bridgeport, Conn./Notre Dame
30/31	James Dennis	So.	6-3	195	Washington, D.C./Woodrow Wilson
32/33	Lawrence Cirina	Jr.	6-2	185	Seacliff, N.Y./St. Mary's
34/35	William Boyd	Sr.	6-4	190	Brooklyn, N.Y./St. Augustine's
40/41	Charles Phillips	Sr.	6-2	175	Brooklyn, N.Y./Brooklyn Prep
42/43	Peter Gillen	Jr.	6-0	165	Brooklyn, N.Y./Brooklyn Prep
50/51	Thomas Crowley	So.	6-2	170	Spring Lake, N.J./St. Peter's Prep
52/53	William McCann	Jr.	6-5	205	Mamaroneck, N.Y./Iona Prep
54/55	Arthur Kenney	Jr.	6-8	200	Eltingville, N.Y./Power Memorial

Head Coach: George Bisacca
Assistant Coach: Lou Saccone

Final Statistics

Player	Games	FGs-Att	Pct.	FTs-Att	Pct.	Rebs/Avg	Pts/Avg
William Jones	21	121-284	.420	80-126	.634	266/12.7	322/15.4
Charles Phillips	21	160-335	.451	46-58	.793	90/4.3	366/17.5
Laurence Cirinia	21	88-213	.413	56-70	.800	37/1.8	232/11.1
Arthur Kenney	21	56-123	.455	56-79	.709	135/6.4	168/8.0
William Pritz	21	56-123	.455	49-63	.778	25/1.2	161/7.7
William Boyd	19	53-141	.376	42-58	.724	55/2.8	148/7.8
Richie Sanabria	11	47-118	.407	33-54	.611	91/7.5	127/11.5
Solomon Crenshaw	21	38-122	.311	17-32	.562	153/7.3	93/4.4
James Dennis	5	2-10	.200	0-1	.000	1/0.2	40/8.0
Ted Sotinsky	11	8-24	.333	7-12	.583	11/0.5	23/1.1
Peter Gillen	4	1-3	.333	7-9	.778	3/0.8	9/2.5
William McCann	6	2-4	.500	4-4	1.000	5/0.8	8/1.4
Thomas Crowley	4	2-4	.500	0-0	.000	1/0.3	4/1.0
Robert Pavia	4	0-1	.000	0-1	.000	0/0.0	0/0.0
Carl Menendez	2	0-0	.000	0-0	.000	0/0.0	0/0.0
Fairfield Totals	21	634-1505	.421	397-567	.700	1026/48.8	1665/79.2
Opponent Totals	21	606-1379	.439	393-555	.708	950-41.1	1605-76.4



1967-68 Season

Results (16-10 overall)

12/2	at Canisius College\$	W, 65-54
12/5	Stonehill College	W, 96-60
12/7	at St. Peter's College	L, 65-88
12/13	at Boston College	L, 76-96
12/16	at Villanova^	W, 63-62
12/18	St. Mary's College (Cal.)%	W, 79-60
12/21	at Georgetown University	L, 61-78
12/22	vs. American University	L, 72-83
1/3	Fordham University%	L, 55-62
1/6	College of Holy Cross%	W, 65-63
1/9	University of Bridgeport	W, 66-58
1/13	Manhattan College%	W, 83-79
1/26	Niagara University%	W, 88-85
1/29	at University of Houston	L, 76-108
2/5	at Rider College	W, 74-67
2/7	Fairleigh Dickinson	W, 84-78
2/10	at Dayton University	L, 70-95
2/12	at Xavier University	W, 74-60
2/15	Southern Conn. State	W, 108-72
2/17	at University of Bridgeport	W, 76-74
2/19	St. Francis College Pa.	W, 87-82
2/21	St. Joseph's College%	L, 78-82
2/25	at Duquesne University!	L, 67-90
2/28	Providence College%	W, 74-61
3/2	Assumption College	W, 74-61
3/5	St. Bonaventure Univ.%	L, 69-70

% - New Haven Arena; ! - Pittsburgh Civic Center; \$ - Memorial Auditorium (Buffalo)

Varsity Roster


H/A	Name	Cl.	Ht.	Wt.	Hometown/High School
4/5	Samuel King	So.	6-1	165	Philadelphia, Pa./Father Judge
10/11	Wililam Jones	Sr.	6-4	187	Hartford, Conn./Hartford Public
14/15	Wayne Gibbons	So.	6-0	169	Philadelphia, Pa./Central
22/23	James Hessel	So.	6-3	205	Meriden, Conn./Maloney
24/25	Solomon Crenshaw	Sr.	6-5	190	Monessen, Pa./Monessen
30/31	James Dennis	Jr.	6-3	195	Washington, D.C./Woodrow Wilson
32/33	Lawrence Cirinia	Sr.	6-2	190	Seacliff, N.Y./St. Mary's
34/35	Kenneth Hojnowski	So.	6-1	185	Jersey City, N.J./St. Peter's Prep
40/41	Richard Schonbeck	So.	6-5	210	Westboro, Mass./Westboro
42/43	Peter Gillen	Sr.	6-0	165	Brooklyn, N.Y./Brooklyn Prep
44/45	Frank MAgaletta	So.	6-3	195	White Plains, N.Y./Archbishop Stepinac
50/51	Arthur Good	So.	6-7	230	West Roxbury, Mass./Catholic Memorial
52/53	William McCann	Sr.	6-5	205	Mamaroneck, N.Y./Iona Prep
54/55	Arthur Kenney	Sr.	6-8	230	Eltingville, N.Y./Power Memorial

Head Coach: George Bisacca

Assistant Coach: Charles Phillips

Final Statistics

Player	Games	FGs-Att	Pct.	FTs-Att	Pct.	Rebs-Avg	Pts-Avg
William Jones	26	161-373	.431	59-95	.621	251-9.7	381/14.6
Arthur Kenney	25	63-154	.408	76-112	.678	177-7.1	202/8.0
Sol Crenshaw	26	103-267	.385	47-68	.691	302-11.7	253/9.7
Wayne Gibbons	25	77-214	.359	57-87	.655	57-2.3	211-8.4
Jim Hessel	23	40-113	.354	8-15	.533	23-1.0	88/3.8
Larry Cirina	26	108-276	.391	78-99	.788	68-2.7	294/11.3
Frank Magaletta	22	164-368	.445	56-83	.675	162-7.3	384/17.4
Art Good	14	5-14	.357	7-15	.467	15-1.1	17/1.2
Bill McCann	9	10-21	.476	12-16	.750	12-1.3	32/3.5
Sam King	12	4-16	.250	15-17	.882	12-1.0	23/1.9
Pete Gillen	6	3-6	.500	2-3	.667	5-0.9	8/1.3
Jim Dennis	9	9-20	.450	7-9	.778	9-1.0	25/2.7
Richie Schonbeck	6	6-12	.500	4-6	.667	13-2.1	16/2.6
Ken Hojnowski	2	0-5	.000	0-0	.000	1-0.5	0/0.0
Fairfield Totals	26	753-1856	.405	428-629	.680	1204-46.3	1934-74.3
Opponent Totals	26	737-1619	.455	454-682	.665	1210-46.4	1928-74.1



1968-69 Season

Results (10-16 overall)

12/1	at Stonehill College	W, 76-63
12/4	at Fairleigh Dickinson	L, 87-88 ot
12/7	at St. Joseph's College^	W, 77-69
12/11	King's College	W, 70-65
12/14	at St. Francis College Pa.	W, 91-82
12/19	Boston College%	L, 69-81
12/21	at University of Vermont	W, 85-64
1/4	at College of Holy Cross	L, 79-102
1/6	at Iona College	W, 84-76
1/11	at University of Bridgeport	L, 71-77
1/13	American University	W, 93-73
1/15	St. Leo's College	L, 75-79 ot
1/26	at Fordham University	L, 70-82
1/28	Villanova University%	L, 45-66
2/1	Georgetown University%	L, 72-76
2/3	Duquesne University%	L, 75-85
2/8	at St. Bonaventure Univ.	L, 80-105
2/12	Manhattan College%	W, 89-71
2/15	at East Carolina University	L, 77-93
2/18	at Assumption College	L, 75-90
2/20	at Southern Conn. State	W, 99-84
2/22	St. Peter's College%	L, 80-82
2/24	University of Bridgeport	W, 94-88 2ot
3/1	at Niagara University	L, 75-99
3/3	Canisius College&	W, 90-78
3/5	at Providence College	L, 63-92

^ - Palestra; % - New Haven Arena

Varsity Roster

H/A	Name	Cl.	Ht.	Wt.	Hometown/High School
5/5	Samuel King	Jr.	6-1	165	Philadelphia, Pa./Father Judge
12/13	Thomas Finch	So.	6-2	175	Bridgeport, Conn./Notre Dame
14/15	Wayne Gibbons	Jr.	6-1	170	Philadelphia, Pa./Central
22/23	James Hessel	Jr.	6-3	195	Meriden, Conn./Maloney
24/25	Mark Frazer	So.	6-6	200	Bronx, N.Y./St. Augustine
30/31	James Dennis	Sr.	6-3	190	Washington, D.C./Woodrow Wilson
32/33	Thomas Purcell	So.	6-4	200	Scarsdale, N.Y./Archbishop Stepinac
34/35	William McGee	Jr.	6-11	250	Oradell, N.J./Bergen Catholic
40/41	Richard Schonbeck	Jr.	6-6	215	Westboro, Mass./Westboro
44/45	Frank Magaletta	Jr.	6-3	205	Yonkers, N.Y./Archbishop Stepinac
50/51	Richard Sanabria	Jr.	6-7	225	Malverne, N.Y./Malverne
52/53	James Brown	Sr.	6-4	220	New Haven, Conn./Hillhouse
54/55	Arthur Good	Jr.	6-7	230	West Roxbury, Mass./Catholic Memorial

Head Coach: James Lynam

Assistant Coaches: Don DiJulia, Peter DiOrio

Final Statistics

Player	Games	FGs-Att	Pct.	FTs-Att	Pct.	Rebs-Avg	Pts-Avg
James Brown	26	141-349	.404	75-106	.707	223-8.6	357/13.7
Mark Frazer	26	80-182	.440	37-62	.597	162-6.4	197/7.5
Wayne Gibbons	26	110-244	.450	129-166	.777	87-3.8	349/13.4
Frank Magaletta	24	186-399	.466	97-133	.729	212-8.8	469-19.5
Richard Sanabria	25	130-281	.462	81-109	.743	221-8.9	341-13.6
James Dennis	14	15-40	.375	3-6	.500	17-1.2	33/2.3
Samuel King	24	11-37	.297	9-16	.563	25-1.1	31/1.2
James Hessel	26	83-191	.434	18-24	.750	47-1.8	184/7.0
Arthur Good	15	6-11	.545	5-19	.263	32-2.1	17/1.1
Richard Schonbeck	14	7-20	.350	6-11	.545	33-2.2	20/1.4
Thomas Purcell	13	10-22	.455	4-8	.500	9-0.7	24/1.8
William McGee	9	1-5	.200	5-5	1.000	0-0.0	7-0.8
Thomas Finch	13	1-12	.008	10-14	.714	12-0.9	12/0.9
Fairfield Totals	26	781-1793	.435	479-679	.705	1270	2041/78.5
Opponent Totals	26	845-1876	.450	428-661	.647	1206	2118-81.4



1969-70 Season

Results (13-13 overall)

12/1	Southern Conn. State	L, 69-77
12/3	at Univ. of Connecticut	L, 64-65
12/6	at Boston College	W, 74-69
12/8	at Hofstra University	W, 74-58
12/13	at Saint Peter's College	W, 71-58
12/15	at King's College	W, 88-65
12/17	University of Bridgeport	W, 92-72
12/20	University of Vermont%	W, 85-70
12/26	at Canisius College	L, 70-83
12/27	vs. Tulane University	W, 82-80 ot
1/3	Providence College%	L, 56-76
1/7	at Villanova University	L, 59-87
1/10	at University of Bridgeport	W, 76-63
1/12	Iona College	W, 88-82 ot
1/28	Stonehill College	W, 88-73
1/31	St. Joseph's College%	L, 69-78
2/7	Fairleigh Dickinson	W, 49-47
2/10	Niagara University%	L, 65-71
2/13	College of Holy Cross%	L, 54-69
2/15	at Duquesne University	L, 62-101
2/18	St. Francis College Pa.	L, 69-75
2/21	Manhattan College\$	W, 71-69
2/24	at Georgetown University	L, 70-95
2/28	at Canisius College	W, 76-73
3/3	Assumption College	L, 76-101
3/5	St. Bonaventure Coll.%	L, 59-86

% - New Haven Arena; ! - Madison Square Garden

Varsity Roster

H/A	Name	Cl.	Ht.	Wt.	Hometown/High School
5/5	Samuel King	Sr.	6-1	170	Philadelphia, Pa./Father Judge
12/13	Thomas Finch	Jr.	6-2	180	Bridgeport, Conn./Notre Dame
14/15	Wayne Gibbons	Sr.	6-1	175	Philadelphia, Pa./Central
20/21	Robert Kelly	So.	6-1	160	Glenside, Pa./Bishop McDevitt
24/25	Mark Frazer	Jr.	6-6	205	Bronx, N.Y./St. Augustine
22/23	James Hessell	Sr.	6-3	195	Meriden, Conn./Maloney
32/33	Thomas Purcell	Jr.	6-4	210	Mamaroneck, N.Y./Archbishop Stepinac
34/35	William Haff	So.	5-11	170	Cheltenham, Pa./Cheltenham
40/41	Richard Schonbeck	Sr.	6-6	215	Westboro, Mass./Westboro
44/45	Frank Magaletta	Sr.	6-4	210	Yonkers, N.Y./Archbishop Stepinac
52/53	Timothy Barnes	So.	6-4	205	Morton, Pa./Ridley
54/55	Arthur Good	Sr.	6-8	235	West Roxbury, Mass./Catholic Memorial

Head Coach: James Lynam

Assistant Coaches: Don DiJulia, Peter DiOrio

Final Statistics

Player	Games	FGs-Att	Pct.	FTs-Att	Pct.	Rebs-Avg	Pts-Avg
Mark Frazer	25	77-218	.353	51-93	.540	227-9.0	205/8.2
Wayne Gibbons	26	141-350	.403	174-227	.766	105-4.0	456/17.5
Arthur Good	26	40-97	.412	22-43	.511	138-5.3	102-3.8
Frank Magaletta	26	224-511	.440	98-125	.788	238-9.1	546/21.0
Robert Kelly	26	29-98	.296	58-84	.690	56-2.1	116/4.5
Richard Schonbeck	21	45-83	.540	34-46	.740	120-5.7	124/5.9
James Hessell	20	45-128	.350	21-31	.666	38-1.9	111/5.5
Samuel King	20	10-19	.526	15-26	.576	22-1.1	35/1.7
Thomas Purcell	18	22-49	.449	4-9	.444	42-2.3	48/2.6
Thomas Finch	19	11-25	.440	23-33	.700	23-1.2	45/2.3
Timothy Barnes	15	18-39	.461	14-19	.732	33-2.2	50/3.3
William Haff	12	7-17	.412	4-6	.667	4-0.3	18-1.5
Fairfield Totals	26	669-1635	.405	518-739	.709	1240-47.7	1856/71.5
Opponent Totals	26	788-1772	.440	367-577	.636	1141-43.8	1943-74.7



1970-71 Season

Results (9-15 overall)

12/1	at Southern Conn. State	W, 82-65
12/4	Boston College%	L, 56-59
12/9	at Providence College	L, 54-84
12/12	at St. Joseph's College	L, 67-89
12/28	vs. Univ. of Massachusetts	L, 82-95
12/30	vs. Springfield College	L, 83-89
1/9	Manhattan College%	W, 78-71
1/11	Canisius College%	W, 65-63
1/13	at Niagara University	L, 74-88
1/16	St. Peter's College	W, 79-66
1/19	University of Bridgeport	W, 77-66
1/21	at University of Vermont	L, 74-86
1/27	University of Connecticut%	W, 88-72
2/1	Georgetown University#	L, 65-78
2/6	at St. Bonaventure Univ.	L, 48-69
2/9	at Villanova University	L, 60-97
2/13	at College of Holy Cross	:L, 70-81
2/15	Hofstra University	W, 82-67
2/20	King's College	W, 91-64
2/22	at Fairleigh Dickinson	L, 55-64
2/24	at Iona College	W, 67-48
2/27	Stonehill College	L, 106-110
3/2	at Assumption College	L, 67-93
3/6	Fordham University%	L, 59-75

+ - Springfield, Mass.; % - New Haven Arena

Varsity Roster

Name	Cl.	Ht.	Wt.	Hometown/High School
Gary Bowen	Jr.	6-7	195	Sharon, Mass./Sharon
Mel Brown	Jr.	6-5	195	Boston, Mass./Jamaica Plain
Tom Bukowski	Jr.	6-2	175	Meriden, Conn./Fairfield Prep
Tom Duffy	So.	6-6	217	Philadelphia, Pa./La Salle
Mel Brown	Jr.	6-5	195	Bridgeport, Conn./Notre Dame
Pat Foley	Jr.	6-3	188	Stratford, Conn./Fairfield Prep
Mark Frazer	Sr.	6-6	193	Bronx, N.Y./St. Augustine
George Groom	So.	6-2	172	Bellrose, N.Y./Holy Cross
Bob Kelly	Jr.	6-1	170	Glenside, Pa./Bishop McDevitt
Tim Barnes	Jr.	6-4	213	Morton, Pa./Ridley
Mark O'Donnell	Jr.	6-4	200	Westerly, R.I./Westerly
Ken Phelen	So.	6-2	187	Hartford, Conn./Northwest Catholic
Tom Purcell	Sr.	6-4	190	Scarsdale, N.Y./Archbishop Stepinac
Steve Romano	So.	6-6	210	Dumont, N.J./Dumont

Head Coach: Fred Barakat

Assistant Coach: Richard Percudani

Final Statistics

Player	Games	FGs-Att	Pct.	FTs-Att	Pct.	Rebs/Avg	Assts	Pts-Avg
George Groom	23	196-436	.449	67-93	.720	97/4.2	49	459/20.0
Mel Brown	13	72-160	.450	42-61	.688	75/5.8	9	186/14.3
Mark Frazer	24	125-309	.404	69-113	.610	377/15.7	24	319/13.3
Bob Kelly	18	46-111	.414	65-103	.531	36/2.0	128	157/8.7
Gary Bowen	24	73-203	.359	29-44	.659	143/6.0	15	175/7.3
Steve Romano	22	46-108	.426	53-84	.631	111/5.0	22	145/6.6
Tom Duffy	24	40-84	.476	45-73	.616	108-4.5	5	125/5.2
Pat Foley	22	26-61	.426	3-3	1.000	16/0.7	11	55/2.5
Tom Bukowski	16	10-24	.416	6-9	.667	9/0.6	4	26/1.6
Tom Finch	12	5-8	.625	13-20	.650	6/0.5	6	23/2.0
Ken Phelen	17	7-24	.291	7-18	.388	14/0.8	25	21/1.2
Tim Barnes	17	5-20	.250	4-9	.285	23/1.3	4	24/1.0
Mark O'Donnell	4							20/5.0
Tom Purcell	2							4/2.0
Fairfield Totals	24	662-1581	.418	405-637	.638	1141/47.5	304	1729/72.0
Opponent Totals	24	683-1484	.460	453-693	.653	945/39.3	300	1819/75.8



1971-72 Season

Results (12-13 overall)

12/1	Southern Conn. State	W, 99-78
12/4	at Fordham University	L, 79-81
12/8	at Univ. of Connecticut	W, 76-69
12/11	at Cornell University	W, 86-74
12/28	Vs. South Carolina#	L, 69-87
12/29	vs. LaSalle#	L, 96-108
1/2	at Boston College	L, 78-100
1/12	St. Francis College N.Y.	W, 87-73
1/15	at St. Peter's College	W, 83-82
1/19	Providence College	L, 75-87
1/24	Niagara University	W, 68-67
1/26	at St. Francis College Pa.	W, 80-74
1/29	at Boston University	W, 71-56
2/7	Fairleigh Dickinson	W, 68-50
2/9	St. Joseph's College	L, 78-97
2/12	at Manhattan College	L, 75-92
2/16	at Colgate University	L, 71-78
2/19	at University of Bridgeport	L, 70-76
2/21	at Seton Hall University	L, 70-77
2/24	Iona College	W, 78-66
2/26	at Canisius College	L, 91-107
2/28	University of Vermont	W, 86-60
3/1	St. Bonaventure Univ.	L, 76-95
3/4	College of Holy Cross	W, 86-82
3/6	Assumption College	L, 107-121

- Queens City Classic (Buffalo)

Varsity Roster


Name	Cl.	Ht.	Wt.	Hometown/High School
Tim Barnes	Sr.	6-4	205	Morton, Pa./Ridley
Bob Bogad	So.	6-5	190	Glendale, N.Y./Archbishop Molloy
Gary Bowen	Sr.	6-8	215	Sharon, Mass./Sharon
Dave Bradley	So.	6-9	190	Grafton, Mass./Worcester South
Tom Duffy	Jr.	6-6	210	Philadelphia, Pa./LaSalle
George Groom	Jr.	6-2	170	Bellrose, N.Y./Holy Cross
Bob Kelly	Sr.	6-1	160	Glenside, Pa./Bishop McDevitt
Ken Phalen	Jr.	6-2	190	Hartford, Conn./Northwest Catholic
Steve Romano	Jr.	6-6	210	Dumont, N.J./Dumont
John Ryan	So.	6-0	160	Rocasway, N.Y./Nazareth
Paul Wells	So.	6-4	190	Hartford, Conn./Weaver

Head Coach: Fred Barakat

Assistant Coaches: Richard Percudani, Serge DeBari

Final Statistics

Player	Games	FGs-Att	Pct.	FTs-Att	Pct.	Rebs/Avg	Assts	Pts-Avg
George Groom	25	224-490	.457	81-96	.844	110/4.4	47	529-21.2
Dave Bradley	25	155-322	.481	51-82	.622	240-9.6	11	361-14.4
Bob Bogad	25	131-313	.419	46-60	.767	119-4.8	66	308-12.3
Tom Duffy	25	104-235	.443	88-139	.633	272/10.9	36	296/11.8
Steve Romano	10	42-105	.400	47-65	.723	87/4.6	20	131/6.9
Gary Bowen	17	44-114	.386	11-20	.550	61/3.6	6	99/5.8
Bob Kelly	20	23-72	.319	47-70	.671	31/1.6	63	93/4.7
Paul Wells	20	22-48	.458	15-23	.522	55-2.7	9	59/2.9
Tim Barnes	16	16-31	.516	12-23	.522	21/1.3	9	44/2.8
John Ryan	25	22-41	.537	23-39	.590	40/1.6	129	67/2.7
Ken Phelan	15	6-16	.375	4-9	.444	10/0.7	18	16/1.1
Fairfield Totals	25	789-1787	.442	425-626	.679	1192/47.7	413	2003-80.1
Opponent Totals	25	794-1744	.455	449-642	.699	1150-46.0	413	2037/81.5



1972-73 Season

Results (18-9 overall)

12/2	Southern Conn. State	W, 75-66
12/4	Seton Hall University	W, 82-71
12/6	at St. Francis College N.Y.	W, 104-60
12/9	St. Francis College Pa.	W, 77-54
12/11	at Providence College	L, 57-93
12/29	vs. Murray State#	L, 83-88
12/30	vs. Kent State#	W, 91-79
1/6	at Univ. of South Carolina	L, 58-69
1/8	at Univ. of South Alabama	L, 82-83
1/13	at Brown University	W, 79-69
1/15	Colgate University	W, 71-53
1/20	at St. Joseph's College	L, 69-96
1/24	Boston College	W, 69-65
1/30	Fordham University	W, 65-57
2/1	vs. University of Detroit&	W, 67-63 2ot
2/3	St. Peter's College	W, 106-70
2/7	at St. Bonaventure Univ.	W, 72-60
2/10	at College of Holy Cross	W, 85-82
2/12	at Iona College	L, 65-70 ot
2/17	Fairleigh Dickinson	W, 56-43
2/20	Boston University	W, 86-78
2/24	Manhattan College	L, 55-69
2/27	Canisius College	W, 94-83
3/3	at Assumption College	L, 81-109
3/6	University of Bridgeport	W, 91-62
	Marshall University@	W, 80-76
	Virginia Tech University@	L, 76-77

- Queens City Tournament (Buffalo); & -
Madison Square Garden; @ - N.I.T.


Varsity Roster

H/A	Name	Cl.	Ht.	Wt.	Hometown/High School
10/11	Ray Kelly	So.	6-3	175	Lincroft, N.Y./Christian Brothers
4/5	Jerry Lademan	So.	6-0	145	Trumbull, Conn./Notre Dame
12/13	Joe Morina	so.	6-2	165	Haverstraw, N.Y./North Rockland
14/15	George Groom	Sr.	6-2	175	Bellerose, N.Y./Holy Cross
20/21	John Ryan	Jr.	6-0	160	Rockaway, N.Y./Nazareth
22/23	Bob Bogad	Jr.	6-4	180	Glendale, N.Y./Archbishop Molloy
30/31	Dave Bradley	Jr.	6-9	190	Grafton, Mass./Worcester South
32/33	Ralph Rehn	So.	6-6	195	Baldwin, N.Y./Uniondale
34/35	Dick Backfish	Jr.	6-9	235	Lower Burrell, Pa./Tenafly, N.J.
40/41	Al Fermeglia	So.	6-6	205	Whitsetone, N.Y./Bishop Reilly
42/43	Herb Rhaburn	Fr.	6-0	175	new York, N.Y./Power Memorial
44/45	Tom Duffy	Sr.	6-6	210	Philadelphia, Pa./LaSalle
50/51	Greg Scott	Fr.	6-4	195	Bronx, N.Y./St. Raymond's
52/53	Craig Moorero	So.	6-10	210	New Haven, Conn./Wilbur Cross
54/55	Phil Rogers	So.	6-6	220	Uniondale, N.Y./Uniondale

Head Coach: Fred Barakat

Final Statistics

Player	Games	FGs-Att	Pct.	FTs-Att	Pct.	Rebs-Avg	Assts	Pts-Avg
George Groom	27	214-468	.457	70-84	.833	104/3.9	56	498-18.4
Phil Rogers	26	143-328	.436	67-79	.848	198-7.6	65	353-13.6
Ray Kelly	27	130-263	.494	104-144	.722	91-3.4	29	364-13.5
Ralph Rehn	25	80-155	.516	44-62	.710	123-4.9	21	204-8.2
Dave Bradley	25	81-164	.494	8-15	.533	97-3.9	4	170-6.8
Tom Duffy	27	60-101	.594	45-67	.672	128-4.7	14	165-6.1
Craig Moorero	12	29-83	.369	15-21	.714	95-7.9	1	73-6.1
John Ryan	27	37-73	.507	29-48	.604	79-2.9	245	103-3.8
Herb Rhaburn	10	10-15	.667	6-7	.857	0/0.0	4	26/2.6
Jerry Lademan	24	15-49	.306	14-15	.933	33-1.4	27	44-1.8
Dick Backfish	19	12-29	.414	8-13	.615	36-1.9	4	32-1.7
Bob Bogad	20	10-31	.323	8-11	.727	26-1.3	10	28-1.4
Greg Scott	7	4-5	.800	0-1	.000	4-0.6	2	8-1.1
Joe Morina	4	2-3	.667	0-0	.000	1/0.2	2	4/1.0
Al Fermeglia	5	1-5	.200	2-2	1.000	3/0.6	1	4-0.8
Fairfield Totals	27	828-1772	.468	420-569	.738	1186/43.9	485	2076/76.9
Opponent Totals	27	767-1896	.405	391-552	.708	1197/44.3	396	1925/71.3



1973-74 Season

Results (17-9 overall)

12/1	Northeastern University	W, 79-59
12/4	St. Francis College N.Y.	W, 97-82
12/6	Long Island University	W, 88-62
12/8	at St. Francis College Pa.	L, 57-67
12/12	at Boston College	L, 68-76
12/20	Villanova University	W, 84-58
12/22	College of William & Mary	W, 77-57
12/28	Central Michigan Univ.%	W, 69-66
12/29	University of Detroit%	L, 65-73
1/12	at Hofstra University	W, 71-61
1/18	vs. Biscayne*	L, 58-67
1/19	vs. Seton Hall University*	L, 64-69
1/22	at Georgetown University	W, 75-71
1/26	Cleveland State University	W, 103-68
1/30	University at Buffalo	W, 84-58
2/2	St. Joseph's College	L, 59-68
2/4	Iona College	W, 68-47
2/6	vs. Manhattan@	L, 68-81
2/12	St. Bonaventure Univ.	W, 82-75
2/14	Fairleigh Dickinson@	W, 62-44
2/16	at Canisius College	L, 81-93
2/18	Ohio University	W, 91-80
2/23	Marshall University@	W, 86-63
2/27	at St. Peter's College	W, 51-47
3/2	College of Holy Cross	W, 95-75
	University of Hawaii+	L, 65-66

% - Motor City Tournament; * - Miami Beach Classic; @ - Madison Square Garden; + - N.I.T.

Varsity Roster

H/A	Name	Cl.	Ht.	Wt.	Hometown/High School
24/51	Ken Brown	Fr.	6-2	180	New York, N.Y./St. Thomas More
30/31	Dave Bradley	Sr.	6-9	190	Grafton, Mass./Worcester South
54/55	Joe Finn	Fr.	6-9	230	Syosset, N.Y./Holy Trinity
22/23	Pete Holland	Fr.	6-3	170	Rumson, N.J./Christian Bros.
10/11	Ray Kelly	Jr.	6-3	175	Oceanport, N.J./Christian Bros.
44/45	Owen Mahorn	Fr.	6-4	220	Hartford, Conn./Weaver
52/53	Craig Moorer	Jr.	6-11	210	New Haven, Conn./Wilbur Cross
12/13	Joe Morina	Jr.	6-2	165	Haverstraw, N.Y./Roselle Catholic
40/41	Leo Nolan	Fr.	6-5	190	Roselle, N.J./Roselle Catholic
42/43	Richie O'Connor	Sr.	6-5	210	Union City, N.J./St. Michael's
32/33	Ralph Rehn	Jr.	6-6	195	Baldwin, N.Y./Uniondale
14/15	Herb Rhaburn	So.	6-2	175	New York, N.Y./Power Memorial
20/21	John Ryan	Sr.	6-0	160	Rockaway, N.Y./Nazareth
34/35	Greg Scott	So.	6-4	195	Bronx, N.Y./St. Raymond's
50/51	Jesse Scott	Fr.	6-6	185	Roselle, N.J./Abraham Clark

Head Coach: Fred Barakat

Assistant Coaches: Tom McCorry

Final Statistics

Player	Games	FGs-Att	Pct.	FTs-Att	Pct.	Rebs/Avg	Assts	Pts/Avg
Rich O'Connor	26	191-380	.503	69-89	.775	145/5.6	32	451/17.3
Ralph Rehn	26	166-325	.511	67-88	.761	138/5.3	30	399/15.3
Ray Kelly	26	152-312	.487	68-91	.747	65/2.5	64	372-14.2
Owen Mahorn	25	95-194	.490	37-54	.685	132/5.3	31	227/9.1
Craig Moorer	26	75-165	.455	19-39	.487	249/9.6	6	169/6.3
John Ryan	26	52-106	.491	36-49	.735	82/3.2	301	140/5.4
Dave Bradley	11	12-30	.400	0-1	.000	31/2.8	1	24/2.1
Joe Finn	18	16-31	.516	4-8	.500	33/1.8	1	36/2.0
Herb Rhaburn	25	20-50	.400	6-18	.333	17/0.7	12	46/1.8
Leo Nolan	21	13-30	.433	7-13	.538	30/1.4	6	33/1.6
Greg Scott	12	4-11	.385	6-9	.667	15/1.3	3	14/1.2
Pete Holland	13	5-13	.385	3-4	.750	4/0.4	2	13/1.0
Joe Morina	17	7-14	.500	2-5	.400	5/0.3	3	16/0.9
Ken Brown	8	3-6	.500	1-2	.500	3-/0.4	3	7/0.9
Jesse Scott	2	0-1	.000	0-0	.000	1/0.5	0	0/0.0
Fairfield Totals	26	811-1669	.486	325-470	.684	1105-42.5	495	1947/74.9
Opponent Totals	26	707-1715	.412	319-464	.688	1002/38.5	414	1733/66.7



1974-75 Season

Results (13-14 overall)

11/30	at Northeastern	L, 61-67
12/5	Manhattan	L, 74-86
12/7	Brown	L, 67-73
12/9	St. Peter's	W, 90-78
12/11	at St. Francis N.Y.	W, 110-87
12/28	vs. Texas A&M &	L, 57-62
12/30	vs. Saint Peter's &	L, 72-73
1/11	at Buffalo	W, 86-69
1/15	Georgetown	W, 76-65
1/21	Cornell	W, 86-76
1/24	at St. Joseph's	L, 56-63 ot
1/28	at Connecticut	L, 78-87
1/30	vs. Seton Hall^	L, 87-89
2/1	vs. Manhattan^	L, 79-86
2/3	Hofstra	W, 91-64
2/5	at Iona	W, 71-70 ot
2/8	at St. Bonaventure	L, 74-80
2/10	St. Francis Pa.	W, 76-61
2/12	Boston College	W, 80-74
2/15	at Villanova	W, 81-78
2/17	at Ohio University	L, 61-80
2/19	at Cleveland State	W, 84-75
2/22	vs. Massachusetts!	W, 78-67
2/27	Canisius	W, 95-77
3/1	at Long Island	L, 72-87
	vs. St. Bonaventure+	L, 73-78
	vs. Niagara+	L, 67-72

& - VCU Classic; ^ - Garden Classic (MSG);

! - at MSG; + - ECAC Tournament

Varsity Roster

No.	Name	Cl.	Ht.	Wt.	Hometown/High School
30	Steve Balkun	Fr.	6-9	225	West Hartford, Conn./Northwest Catholic
21	Ken Brown	So.	6-3	180	New York, N.Y./St. Thomas More
44	Joe Finn	So.	6-10	235	Syosset, N.Y./Holy Trinity
23	Pete Holland	So.	6-3	175	Rumson, N.J./Christian Brothers
24	Ray Kelly	Sr.	6-4	175	Oceanport, N.J./Christian Brothers
12	Dave Lehn	Fr.	6-3	180	Fairfield, Conn./Notre Dame
34	Karl Luechau	Fr.	6-8	215	Franklin Square, N.Y./H. Frank Carey
10	Owen Mahorn	So.	6-5	230	Hartford, Conn./Weaver
40	Leo Nolan	So.	6-5	200	Roselle, N.J./Roselle Catholic
15	Danny Odums	Jr.	6-3	170	Brooklyn, N.Y./Erasmus Hall
20	Mark Plefka	Fr.	6-9	192	East Hartford, Conn./East Hartford
25	Don Poster	Fr.	6-3	185	Bridgeport, Conn./Fairfield Prep
22	Ralph Rehn	Sr.	6-7	210	Baldwin, N.Y./Uniondale
14	Herb Rhaburn	Jr.	6-1	175	New York, N.Y./Power Memorial
33	Greg Scott	Jr.	6-4	197	Bronx, N.Y./St. Raymond's

Head Coach: Fred Barakat

Assistant Coach: Brendan Suhr

Final Statistics

Player	Games	FGs-Att	Pct.	FTs-Att	Pct.	Rebs-Avg	Assts	Pts-Avg
Ray Kelly	27	161-329	.489	111-142	.782	84-3.1	87	433-16.0
Ralph Rehn	26	170-338	.503	80-114	.702	185-7.1	48	420-16.2
Danny Odums	27	135-276	.489	66-91	.725	93-3.5	175	336-12.5
Owen Mahorn	26	138-281	.491	58-93	.624	180-7.0	54	334-12.8
Steve Balkun	26	70-135	.518	21-38	.553	171-6.8	15	161-6.4
Leo Nolan	22	53-114	.465	12-20	.600	52-2.4	19	118-5.4
Karl Luechau	25	35-82	.427	17-27	.629	95-3.8	10	87-3.5
Mark Plefka	20	26-62	.427	9-11	.818	42-2.1	6	61-3.1
Pete Holland	26	20-44	.455	16-20	.800	16-0.6	26	56-2.2
Joe Finn	19	15-37	.405	2-10	.200	34-1.8	4	32-1.7
Ken Brown	5	3-9	.333	0-0	.000	3-0.6	2	6-1.2
Don Foster	11	3-6	.500	0-1	.000	1-0.1	6	6-0.6
Dave Lehn	3	1-1	1.000	0-0	.000	0-0.0	0	2-0.7
Herb Rhaburn	10	10-22	.454	8-9	.888	5-0.5	6	28-2.8
Greg Scott	7	0-2	.000	2-4	.500	2-0.3	0	2-0.2
Fairfield Totals	27	840-1738	.483	402-580	.692	1127-41.7	458	2082-77.1
Opponent Totals	27	845-1820	.464	334-490	.682	1080-40.0	398	2024-74.9



1975-76 Season

Results (12-14 overall)

11/28	vs. Niagara&	L, 78-83 ot
11/29	vs. Ohio University&	W, 78-76 ot
12/6	vs. Massachusetts!	L, 73-74
12/8	Wagner	W, 94-68
12/10	Army	W, 67-63
12/13	at Boston College	W, 80-78
12/21	Seton Hall	W, 91-73
1/3	at Canisius	L, 70-72
1/6	Rider	L, 58-70
1/10	at Georgetown	L, 50-81
1/14	Stonehill	W, 89-74
1/17	at Boston University	L, 57-58
1/19	St. Francis N.Y.	W, 78-76
1/22	at Holy Cross	L, 78-89
1/24	Buffalo	W, 86-82
1/29	vs. Seton Hall*	L, 74-80
1/31	vs. Canisius*	W, 107-87
2/4	at Hofstra	L, 61-76
2/7	vs. Manhattan!	L, 69-79
2/9	at St. Peter's	L, 96-99
2/14	St. Bonaventure	L, 77-80
2/17	Long Island	W, 111-93
2/21	St. Joseph's	W, 75-74
2/24	Iona	W, 87-62
2/28	at Penn State	L, 68-76
3/2	Connecticut	L, 70-72

& - Hall of Fame Classic (Springfield, Mass.)
! - at MSG; * - Madison Square Garden Classic

Varsity Roster

No.	Name	Cl.	Ht.	Wt.	Hometown/High School
30	Steve Balkun	So.	6-9	214	West Hartford, Conn./Northwest Catholic
21	Ken Brown	Jr.	6-3	189	New York, N.Y./Horace Mann
14	Joe DeSantis	Fr.	6-1	177	Bronx, N.Y./Tolentine
44	Joe Finn	Jr.	6-10	222	Syosset, N.Y./Holy Trinity
23	Pete Holland	Jr.	6-3	176	Rumson, N.J./Christian Brothers
22	Steve Huzer	Fr.	6-7	216	Branford, Conn./Branford
32	Dave Lehn	So.	6-3	195	Fairfield, Conn./Notre Dame
34	Karl Luechau	So.	6-8	212	Franklin Square, N.Y./H. Frank Carey
40	Lee Nolan	Jr.	6-5	196	Cranford, N.J./Roselle Catholic
25	Danny Odums	Sr.	6-3	174	Brooklyn, N.Y./Erasmus Hall
20	Mark Plefka	So.	6-9	196	East Hartford, Conn./East Hartford
42	Don Poster	So.	6-3	192	Bridgeport, Conn./Fairfield Prep
53	Mark Young	Fr.	6-10	226	Brookline, Mass./Brookline

Head Coach: Fred Barakat

Assistant Coach: Brendan Suhr, Bob Hustek, George Thompson

Final Statistics

Player	Games	FGs-Att	Pct.	FTs-Att	Pct.	Rebs-Avg	Assts	Pts-Avg
Joe DeSantis	26	168-337	.498	101-121	.835	58-2.7	120	437-16.8
Dan Odums	21	137-212	.504	67-85	.788	94-4.5	95	341-16.2
Steve Balkun	26	133-263	.506	74-115	.643	248-9.5	34	340-13.1
Mark Young	26	108-212	.509	71-102	.696	182-7.0	13	287-11.0
Mark Plefka	25	116-254	.457	35-50	.700	143-5.7	11	267-10.7
Ken Brown	22	50-109	.459	24-32	.750	36-1.6	50	124-5.6
Leo Nolan	25	44-112	.393	16-29	.552	59-2.4	7	104-4.1
Pete Holland	23	19-54	.352	12-24	.500	20-0.9	38	50-2.2
Joe Finn	15	11-18	.611	7-12	.583	40-2.7	5	29-2.0
Karl Luechau	15	10-35	.285	4-9	.444	37-2.5	5	24-1.6
Steve Huzar	13	6-14	.427	1-2	.500	12-0.9	4	13-1.0
Don Foster	5	0-8	.000	4-4	1.000	4-0.8	4	4-0.8
Rich Washington	6	1-6	.167	0-3	.000	6-1.0	1	2-0.3
Dave Lehn	4	0-2	.000	0-0	.000	4-1.0	0	0-0.0
Fairfield Totals	26	803-1697	.473	416-588	.708	1115-42.9	387	2022-77.8
Opponent Totals	26	815-1716	.475	365-539	.677	1026-39.5	408	1995-76.7



1976-77 Season

Results (16-11 overall)

11/26	vs. Northeastern%	W, 92-74
11/27	at St. John's%	L, 65-87
12/4	Manhattan	W, 68-66
12/8	at St. Francis N.Y.	W, 86-84
12/19	Monclair State	W, 106-74
12/22	at Seton Hall	L, 69-77
12/27	vs. Georgetown^	L, 69-79
12/29	vs. Long Island^	L, 61-64
1/5	Lehigh\$	W, 108-74
1/6	Hofstra\$	W, 101-91
1/8	at St. Joseph's#	L, 91-101
1/13	Hawaii	W, 85-79
1/15	Yale	W, 95-57
1/19	Siena	W, 84-76
1/22	Merrimack	W, 94-76
1/26	at Iona	L, 87-92
1/31	Boston University	W, 94-74
2/5	Stonehill	W, 94-84
2/9	at Long Island	L, 72-74
2/14	Canisius	W, 92-81
2/19	St. Peter's	W, 87-76
2/21	at Buffalo=	W, 93-83
2/23	at St. Bonaventure	L, 68-73
2/26	Boston College	W, 101-76
3/1	at Connecticut	L, 75-87
	vs. Providence@	L, 31-44
	vs. Connecticut@	L, 66-72

% - Lapchick Tournament; # - at Palestra; = - Buffalo Auditorium^ - ECAC Holiday Festival; \$ - Boys Club Classic; @ - ECAC Tournament

Varsity Roster

No.	Name	Cl.	Ht.	Wt.	Hometown/High School
30	Steve Balkun	Jr.	6-8	220	West Hartford, Conn./Northwest Catholic
21	Ken Brown	Sr.	6-2	185	New York, N.Y./Horace Mann
14	Joe DeSantis	So.	6-1	178	Bronx, N.Y./Tolentine
44	Joe Finn	Sr.	6-10	230	Syosset, N.Y./Holt Trinity
24	Kim Fisher	Jr.	6-1	160	East Orange, N.J./East Orange
34	Barry Gunderson	Fr.	6-6	210	Floral Park, N.Y./Holy Cross
23	Pete Holland	Sr.	6-2	175	Rumson, N.J./Christian Brothers
40	Leo Nolan	Sr.	6-5	195	Cranford, N.J./Roselle Catholic
20	Mark Plefka	Jr.	6-9	201	East Hartford, Conn./East Hartford
32	Daryl Strickland	Fr.	6-5	170	Jersey City, N.J./Ferris
10	Flip Williams	Fr.	6-3	190	Neptune, N.J./Neptune
53	Mark Young	So.	6-10	224	Brookline, Mass./Brookline

Head Coach: Fred Barakat

Associate Head Coach: Brendan Suhr; Assistant Coaches: George Thompson, Jim Morros

Final Statistics

Player	Games	FGs-Att	Pct.	FTs-Att	Pct.	Rebs-Avg	Assts	Pts-Avg
Joe DeSantis	26	178-372	.478	116-130	.892	58-2.2	177	472/18.2
Mark Young	27	118-239	.494	116-156	.744	194-7.2	8	352/13.0
Flip Williams	27	123-238	.517	64-83	.771	121-4.8	71	310/11.5
Steve Balkun	22	81-166	.488	68-98	.694	160-7.3	19	230/10.5
Kim Fisher	27	103-215	.479	53-66	.803	66-2.4	73	259/9.6
Mark Plefka	27	104-205	.507	28-49	.583	140-5.2	22	236/8.7
Darryl Strickland	15	50-101	.495	19-26	.730	80-5.3	20	119/7.9
Joe Finn	24	41-73	.562	23-39	.590	76-3.2	5	105/4.4
Ken Brown	22	24-57	.421	21-27	.777	13-0.6	23	69/3.1
Leo Nolan	19	22-39	.564	6-11	.545	21-1.2	17	50/2.6
Pete Holland	21	7-16	.437	7-9	.777	10-0.5	35	21/1.0
Barry Gunderson	10	4-8	.5000	3-4	.750	15-1.5	0	11/1.1
Fairfield Totals	27	855-1729	.495	524-698	.751	1123-41.6	470	2234-82.7
Opponent Totals	27	767-1896	.405	391-552	.708	1197/44.3	396	1925/71.3



1977-78 Season

Results (22-5 overall)

11/28	Loyola	W, 100-89
11/30	Bridgeport	W, 98-86
12/3	Stonehill	W, 85-65
12/6	at Boston College	L, 76-79
12/10	Duquesne	W, 90-84
12/12	Vermont	W, 82-67
12/23	Montclair State	W, 95-65
1/3	at Canisius	W, 86-69
1/6	Catholic\$	W, 72-64
1/7	American\$	W, 105-88
1/11	at South Carolina	L, 69-75
1/14	at Yale	W, 73-72
1/18	Hofstra	W, 112-86
1/21	Holy Cross	W, 123-103
1/23	Iona	W, 78-76
1/27	St. Francis N.Y.	W, 96-87
1/29	at New Hampshire	W, 90-55
1/30	at Boston University	W, 89-83
2/4	Manhattan	W, 82-78
2/11	Seton Hall	L, 77-99
2/13	at St. Peter's	W, 81-71
2/18	St. Joseph's	W, 86-62
2/20	St. Bonaventure	W, 92-81
2/22	Long Island	W, 72-56
2/28	Connecticut	W, 63-57
3/2	Rhode Island@	L, 69-71
3/10	Dayton+	L, 93-106

\$ - Boys Club Classic; @ - ECAC Tournament;
+ - NIT

Varsity Roster

No.	Name	Cl.	Ht.	Wt.	Hometown/High School
30	Steve Balkun	Sr.	6-8	220	West Hartford, Conn./Northwest Catholic
44	Bob Biolsi	Fr.	6-0	170	North Merrick, N.Y./Chaminade
25	James Black	Jr.	5-8	153	Bronx, N.Y./DeWitt Clinton
23	Rich Groggini	Fr.	6-2	166	Centerport, N.Y./St. Anthony's
14	Joe DeSantis	Jr.	6-2	180	Bronx, N.Y./Tolentine
24	Kim Fisher	Sr.	6-1	160	Orange, N.J./East Orange
34	Barry Gunderson	So.	6-6	203	Floral Park, N.Y./Holy Cross
22	Steve Huzar	So.	6-7	216	Branford, Conn./Branford
42	John McManus	Fr.	6-1	165	Rutherford, N.J./Queen of Peace
21	Dennis Mirda	So.	6-0	170	Elizabeth, N.J./Roselle Catholic
32	Joe Nelson	Fr.	6-5	196	Bronx, N.Y./Bronx Science
40	Mike Palazzi	Fr.	6-6	210	Worcester, Mass./St. John's
20	Mark Plefka	Sr.	6-9	205	East Hartford, Conn./East Hartford
10	Jerome Williams	So.	6-4	195	Neptune, N.J./Neptune
53	Mark Young	Jr.	6-10	235	Newton, Mass./Brookline

Head Coach: Fred Barakat

Associate Head Coach: Brendan Suhr; Assistant Coaches: George Thompson, Jim Morros

Final Statistics

Player	Games	FGs-Att	Pct.	FTs-Att	Pct.	Rebs-Avg	Assts	Pts-Avg
Joe DeSantis	27	207-432	.479	130-154	.844	75-2.8	187	544-20.1
Kim Fisher	27	188-362	.519	110-139	.791	52-1.9	138	486-18.0
Mark Young	27	149-237	.629	163-201	.811	199-7.4	10	461-17.1
Steve Balkun	26	96-167	.575	59-92	.641	265-10.2	47	251-9.7
Flip Williams	27	97-179	.542	61-98	.622	105-3.9	80	255-9.4
Mark Plefka	27	88-200	.440	46-60	.767	153-5.7	22	222-8.2
Mike Palazzi	23	18-37	.486	19-30	.633	41-1.8	4	55-2.4
Rich Groggini	24	7-17	.412	13-17	.683	15-0.6	26	27-1.1
Joe Nelson	20	10-32	.313	1-6	.167	20-1.0	4	21-1.1
Dennis Mirda	1	0-0	.000	1-2	.500	0-0.0	0	1-1.0
Steve Huzar	10	2-3	.667	3-6	.500	8-0.9	0	7-0.8
Barry Gunderson	9	2-9	.222	1-2	.500	7-0.8	1	5-0.5
John McManus	3	0-0	.000	1-2	.500	0-0.0	0	1-0.3
Bob Biolsi	3	0-3	.000	0-0	.000	1-0.3	1	0-0.0
Fairfield Totals	27	864-1678	.515	608-809	.752	1075-39.3	530	2336-86.5
Opponent Totals	27	843-1801	.470	380-537	.708	1050-38.9	486	2076-76.9



1978-79 Season

Results (17-9 overall)

11/24	vs. North Texas State [^]	W, 96-85
11/25	at New Orleans [^]	W, 58-51
11/29	Bridgeport	W, 86-72
12/2	at Seton Hall	L, 96-79
12/6	at Connecticut	L, 67-68
12/11	at Montclair State	W, 67-59
12/15	vs. Florida [%]	L, 99-109 2ot
12/16	vs. California [%]	W, 81-58
12/23	Boston University	L, 76-84 ot
1/2	Southern Connecticut	W, 98-84
1/5	Delaware ^{\$}	W, 72-70
1/6	Lehigh ^{\$}	W, 88-69
1/9	New Hampshire	W, 90-70
1/13	Yale	L, 57-58
1/16	at Holy Cross	L, 73-76
1/20	at St. Bonaventure	L, 82-83 ot
1/24	at Iona	L, 89-97
1/27	at Fordham	W, 70-65
1/31	Canisius	W, 77-69
2/3	at Manhattan	W, 83-72
2/10	Army	W, 100-82
2/15	at Hofstra	W, 71-65
2/17	St. Peter's	W, 71-63
2/19	at Duquesne	L, 68-69
2/21	at Vermont	W, 99-74
2/24	Boston College	W, 93-81

[^] - New Orleans Classic;

[%] - at Industrial National Classic

Varsity Roster

No.	Name	Cl.	Ht.	Wt.	Hometown/High School
21	Bob Biolsi	So.	6-2	177	North Merrick, N.Y./Chaminade
23	Rich Broggini	So.	6-2	169	Centerport, N.Y./St. Anthony's
24	Rich D'Antonio	Fr.	6-4	192	Lynbrook, N.Y./Lynbrook
25	Ken Daniels	Fr.	6-2	175	East Orange, N.J./East Orange
14	Joe DeSantis	Sr.	6-2	180	Bronx, N.Y./Tolentine
30	Henry Foster	Fr.	6-6	205	Plainfield, N.J./Plainfield
34	Barry Gunderson	Jr.	6-6	320	Floral Park, N.Y./Holy Cross
13	Mickey Herzing	Fr.	6-9	210	Pawling, N.Y./Trinity-Pawling
22	Steve Huzar	Jr.	6-7	218	Branford, Conn./Branford
44	Tom Macko	Jr.	6-8	220	Colonia, N.J./St. Thomas Aquinas
32	Joe Nelson	So.	6-5	196	Bronx, N.Y./Bronx Science
40	Mike Palazzi	So.	6-6	218	Worcester, Mass./St. John's
20	Raymond Rizio	Fr.	6-4	195	Woodcliff Lakes, N.J./Bishop McGuiness
10	Flip Williams	Jr.	6-4	195	Neptune, N.J./Neptune
53	Mark Young	Sr.	6-10	238	Newton, Mass./Brookline

Head Coach: Fred Barakat

Associate Head Coach: Brendan Suhr; Assistant Coaches: Jim Morros, Bob Baroni, Jim Kish

Final Statistics

Player	Games	FGs-Att	Pct.	FTs-Att	Pct.	Rebs-Avg	Assts	Pts-Avg
Mark Young	26	175-298	.587	193-238	.811	233-9.0	25	543-20.9
Joe DeSantis	25	174-342	.509	115-139	.827	49-2.0	183	463-18.5
Flip Williams	25	143-264	.542	74-103	.718	125-5.0	75	360-14.4
Barry Gunderson	26	99-179	.553	33-38	.868	120-4.6	38	231-8.9
Henry Foster	20	56-103	.544	29-46	.630	100-5.0	16	141-7.0
Mike Palazzi	26	55-107	.514	15-25	.600	90-3.5	16	125-4.8
Joe Nelson	24	38-70	.543	10-15	.667	56-2.3	17	86-3.6
Rich Broggini	26	24-50	.480	18-25	.720	30-1.2	69	66-2.5
Mickey Herzing	6	4-5	.800	5-7	.714	4-0.7	1	13-2.2
Bob Biolsi	2	2-2	1.000	0-0	.000	0-0.0	1	4-2.0
Tom Macko	17	7-14	.500	8-10	.800	19-1.1	2	22-1.3
Rich D'Antonio	19	7-17	.412	5-9	.556	9-0.5	7	19-1.0
Steve Huzar	10	2-5	.400	5-6	.833	13-1.3	0	9-0.9
Ken Daniels	20	6-12	.500	3-5	.600	4-0.2	5	15-0.8
Fairfield Totals	26	792-1468	.540	513-666	.770	961-37.0	455	2097-80.7
Opponent Totals	26	803-1641	.489	311-432	.720	827-31.8	424	1917-73.7



1979-80 Season

Results (11-16 overall)

12/1	Bridgeport	W, 102-66
12/4	at Boston College	L, 53-77
12/8	at Boston University	L, 72-92
12/11	Connecticut	L, 57-66
12/13	Stonehill	W, 84-53
12/22	at Notre Dame	L, 59-69
12/28	vs. Rhode Island*	L, 57-74
12/29	vs. St. Mary's (Calif.)*	L, 69-82
1/4	Baltimore&	L, 51-65
1/5	Drexel&	W, 65-62
1/9	Marist	W, 86-79
1/12	at St. Peter's	L, 44-64
1/14	Montclair State	W, 101-72
1/17	at Manhattan	W, 56-55
1/22	Holy Cross	L, 57-59
1/26	at Yale	L, 72-77
1/28	Southern Connecticut	W, 55-54
1/30	St. Bonaventure	W, 55-54
2/2	at Canisius	L, 69-77
2/4	Towson State	L, 52-54
2/6	Fordham	L, 70-85
2/9	Seton Hall	L, 62-63
2/13	at Army	W, 52-51
2/16	Vermont	W, 66-65
2/18	Hofstra	W, 67-66
2/23	Iona	L, 53-74
2/26	at Saint Peter's+	L, 42-54

* - Milwaukee Classic; & - Boys Club Classic;
+ - ECAC Regional Playoffs

Varsity Roster

No.	Name	Cl.	Ht.	Wt.	Hometown/High School
42	Bob Biolsi	Jr.	6-2	178	North Merrick, N.Y./Chaminade
23	Rich Broggin	Jr.	6-2	172	Centerport, N.Y./St. Anthony's
24	Rich D'Antonio	So.	6-4	187	Lynbrook, N.Y./Lynbrook
25	Ken Daniels	So.	6-2	175	East Orange, N.J./East Orange
53	Pete DeBisschop	Fr.	6-10	235	Cheshire, Conn./Cheshire
34	Barry Gunderson	Sr.	6-6	215	Floral Park, N.Y./Holy Cross
20	Spencer Harrison	Fr.	5-11	185	Waterbury, Conn./Holy Cross
13	Mickey Herzing	So.	6-10	220	Pawling, N.Y./Trinity-Pawling
21	Robert Jackson	Fr.	6-8	180	Rosedale, N.Y./Springfield Garden
44	Tom Macko	Sr.	6-8	220	Colonia, N.J./St. Thomas Aquinas
32	Joe Nelson	Jr.	6-5	196	Bronx, N.Y./Bronx Science
40	Mike Palazzi	Jr.	6-6	218	Worcester, Mass./St. John's
10	Flip Williams	Sr.	6-4	195	Neptune, N.J./Neptune

Head Coach: Fred Barakat

Associate Head Coach: Jack Phelan; Assistant Coaches: Jim Morros, Bob Baroni, Jim Kish, Steve Huzar

Final Statistics

Player	Games	FGs-Att	Pct.	FTs-Att	Pct.	Rebs-Avg	Assts	Pts-Avg
Flip Williams	27	190-349	.544	66-118	.559	117-4.3	106	446-16.5
Barry Gunderson	27	139-239	.532	79-99	.798	133-4.9	47	357-13.2
Spencer Harrison	22	72-178	.404	41-59	.695	40-1.8	22	185-8.4
Mike Palazzi	27	75-175	.429	35-50	.700	114-4.2	6	185-6.9
Pete DeBisschop	27	62-129	.481	19-34	.559	94-3.5	14	143-5.3
Rich Broggin	24	38-83	.337	32-38	.842	28-1.2	61	108-4.5
Ken Daniels	25	28-83	.337	26-36	.722	27-1.1	54	82-3.3
Tom Macko	24	29-59	.492	10-22	.455	67-2.8	7	68-2.8
Rich D'Antonio	23	14-33	.424	33-45	.733	21-0.9	24	61-2.7
Robert Jackson	26	20-66	.303	19-31	.613	74-2.8	8	59-2.3
Mickey Herzing	16	3-12	.250	2-5	.400	22-1.4	0	8-0.5
Other	12	13-27	.481	0-0	.000	28-2.3	4	26-2.2
Fairfield Totals	27	683-1433	.477	362-537	.674	902-33.4	353	1723-64.0
Opponent Totals	27	709-1481	.479	403-562	.717	954-35.3	361	1821-67.4



1980-81 Season

Results (13-13 overall)

11/28	vs. Rice#	W, 79-72
11/29	at Clemson#	L, 71-99
12/3	Bridgeport	W, 87-77
12/6	Army	L, 61-65
12/9	at Connecticut	L, 50-72
12/11	Stonehill	W, 84-63
12/22	at Seton Hall	W, 65-63
12/29	vs. Brown&	W, 67-57
12/30	at Iowa State&	L, 46-47
1/2	Rider^	W, 76-75 ot
1/3	Northeastern^	L, 69-79
1/7	at Iona	L, 43-60
1/17	St. Peter's	W, 48-44
1/19	Boston University	L, 59-62
1/21	Montclair State	W, 87-66
1/24	at Fordham	L, 61-70
1/27	Yale	W, 74-62
2/3	at St. Peter's	L, 55-57
2/7	Canisius	W, 73-58
2/11	Fordham	W, 55-53
2/13	U.S. International	L, 59-68
2/16	at Notre Dame	L, 55-57
2/19	vs. Holy Cross!	L, 49-61
2/21	at Rutgers	L, 57-87
2/24	Fairleigh Dickinson	W, 86-71
2/28	Manhattan	W, 68-65

- IPTAY Classic (Clemson, S.C.); ! - MSG;

& - Elm City Classic (New Haven, Conn.)

^ - Bankers Classic (Fairfield, Conn.)

Varsity Roster


No.	Name	Cl.	Ht.	Wt.	Hometown/High School
10	Robert Hurt	Fr.	5-11	160	Montclair, N.J./Montclair
13	Mickey Herzog	Jr.	6-10	230	Pawling, N.Y./Trinity-Pawling
14	Terry Carter	Fr.	6-1	180	Philadelphia, Pa./Overbrook
20	Spencer Harrison	So.	6-0	180	Waterbury, Conn./Holy Cross
21	Mike Aldridge	So.	6-0	170	Wantagh, N.Y./Holy Trinity
22	Rich Wejnert	Jr.	6-8	215	Toms River, N.J./St. Anthony's
23	Tom Landers	Fr.	5-10	150	Teaneck, N.J./Don Bosco Prep
24	Rich D'Antonio	Jr.	6-4	190	Lynbrook, N.Y./Lynbrook
25	Ken Daniels	Jr.	6-3	180	East Orange, N.J./East Orange
30	Henry Foster	So.	6-6	215	Plainfield, N.J./Plainfield
34	Joe Sharkey	Fr.	6-4	205	Bayonne, N.J./Marist
40	Mike Palazzi	Sr.	6-6	218	Worcester, Mass./St. John's
42	Pat Dunleavy	Fr.	5-10	162	New York, N.Y./Power Memorial
52	Jerry Johnson	Fr.	6-6	208	New York, N.Y./Rice
53	Pete DeBisschop	So.	6-11	229	Cheshire, Conn./Cheshire

Head Coach: Fred Barakat

Associate Head Coach: Jack Phelan; Assistant Coaches: Jim Morros, Bob Baroni, Jim Kish

Final Statistics

Player	Games	FGs-Att	Pct.	FTs-Att	Pct.	Rebs-Avg	Assts	Pts-Avg
Hank Foster	26	123-217	.567	85-107	.794	187-7.2	24	331-12.7
Ken Daniels	26	108-222	.486	63-88	.716	78-3.0	85	279-10.7
Mike Palazzi	26	100-174	.575	49-70	.700	121-4.7	23	249-9.6
Bobby Hurt	25	82-180	.456	22-34	.647	56-2.2	105	186-7.4
Pete DeBisschop	26	64-114	.561	34-52	.654	97-3.7	10	162-6.2
Joe Sharkey	26	63-185	.341	34-45	.756	86-3.3	35	160-6.2
Rich Wejnert	26	59-138	.428	42-54	.778	101-3.9	22	160-6.2
Mike Aldridge	22	23-45	.511	18-21	.857	12-0.5	12	64-2.9
Jerry Johnson	25	20-53	.377	4-6	.667	46-1.8	3	44-1.8
Rich D'Antonio	16	6-15	.400	15-26	.577	9-0.6	16	27-1.7
Team		2-10	.200	2-2	1.000	2-0.3	1	8-0.8
Fairfield Totals	26	650-1353	.480	368-505	.729	910-35.0	336	1668-64.2
Opponent Totals	26	650-1381	.471	400-573	.698	834-32.1	345	1700-65.4



1981-82 Season

Results (11-18 overall)

11/27	at Virginia#	L, 66-107
11/29	at VCU#	W, 58-54
12/2	Bridgeport	W, 96-89
12/5	Maine	W, 90-60
12/8	vs. UConn%	L, 71-75
12/11	at Utah\$	L, 65-71
12/12	at Illinois State\$	L, 73-81
12/19	Boston College	L, 73-79 2ot
12/30	at Canisius	L, 81-95
1/5	at Princeton	L, 49-50 ot
1/8	Loyola, Md.^	W, 75-70
1/9	Lehigh^	W, 67-66
1/14	at Holy Cross	W, 74-67
1/16	St. Peter's	L, 63-78
1/19	Army	W, 61-51
1/22	at Yale	L, 62-71
1/27	at Iona	L, 64-78
1/30	Manhattan	L, 81-85 ot
2/2	at Fordham	L, 59-64
2/6	at Army	W, 64-55
2/9	at St. Peter's	L, 44-58
2/13	Fordham	L, 56-58 ot
2/16	Utica	W, 78-62
2/20	Iona	L, 100-102 5 ot
2/25	at Boston University	L, 56-76
2/27	at Manhattan	W, 50-47
3/1-5	vs. Manhattan+	W, 61-55
	vs. St. Peter's+	L, 50-56
	vs. Fordham+	L, 54-76

- Cavalier Classic (Charlottesville, Va.)

% - New Haven Coliseum; \$ - Utah Classic (Salt Lake City, Utah); ^ - Bankers Classic (Fairfield, Conn.); + - MAAC Tournament (E. Rutherford, N.J.)

Varsity Roster

No.	Name	Cl.	Ht.	Wt.	Hometown/High School
21	Mike Aldridge	Jr.	6-0	175	Massapequa, N.Y./Holy Trinity
40	Bob Brown	Fr.	6-7	220	Framingham, Mass./Marian
20	Vin Cazzetta	So.	6-2	165	Simsbury, Conn./Northwest Catholic
25	Ken Daniels	Sr.	6-3	180	East Orange, N.J./East Orange
24	Rich D'Antonio	Sr.	6-4	190	Lynbrook, N.Y./Lynbrook
53	Pete DeBisschop	Jr.	6-11	235	Cheshire, Conn./Cheshire
30	Hank Foster	Jr.	6-6	215	Plainfield, N.J./Plainfield
44	Craig Golden	Fr.	6-9	212	Amherst, N.H./Worcester Academy
10	Robert Hurt	So.	6-0	160	Montclair, N.J./Montclair
52	Jerry Johnson	So.	6-6	208	New York, N.Y./Rice
14	John Leonard	Fr.	6-5	175	Troy, N.Y./Catholic Central
22	Rich Wejnert	Sr.	6-8	230	Toms River, N.J./St. Anthony's

Head Coach: Terry O'Connor

Assistant Coaches: Ed Janka, Jim Kish, Joe DeSantis, Mark Harris

Final Statistics

Player	G/GS	FGs-Att	Pct.	FTs-Att	Pct.	Rebs-Avg	A	BL	S	Pts-Avg
Hank Foster	29-29	165-271	.609	144-187	.770	203-7.0	34	17	22	474-16.3
Rich Wejnert	26-26	134-280	.479	73-97	.753	87-3.3	19	2	15	341-13.1
Pete DeBisschop	29-28	142-248	.573	87-124	.702	224-7.7	26	36	10	371-12.8
Bobby Hurt	15-15	47-116	.405	36-52	.692	38-2.5	43	0	31	130-8.7
Ken Daniels	29-29	86-192	.448	73-90	.811	84-2.9	99	15	40	245-8.4
Jerry Johnson	27-4	54-137	.394	14-36	.389	116-4.3	18	4	9	122-4.5
Mike Aldridge	23-0	23-61	.377	24-38	.632	21-0.9	27	1	11	70-3.0
Rich D'Antonio	27-14	27-69	.391	27-54	.500	59-2.2	59	1	15	81-3.0
Craig Golden	26-0	21-40	.538	18-26	.692	34-1.3	5	1	5	60-2.3
John Leonard	22-0	14-36	.389	5-16	.313	27-1.2	8	5	8	33-1.5
Bob Brown	10-0	3-10	.300	7-9	.779	13-1.3	2	0	1	13-1.3
Vin Cazzetta	7-0	0-1	.000	1-2	.500	0-0.0	1	0	0	1-0.1
Fairfield Totals	29	716-1461	.490	509-731	.696	1046-36.1	341	82	167	1941-66.9
Opponent Totals	29	771-1617	.477	494-719	.687	992-34.2	426	103	207	2036-70.2



1982-83 Season

Results (13-15 overall)

11/27	at Niagara	W, 79-69
11/30	Canisius	W, 80-65
12/4	Lehigh	W, 66-58
12/7	vs. Connecticut%	W, 98-81
12/9	at Notre Dame	L, 70-92
12/11	at St. Joseph's	L, 83-110
12/18	at Hofstra	W, 92-68
12/21	at Boston College	L, 79-99
12/28	at Maine	L, 84-95
12/30	at Vermont	W, 73-68
1/7	Utica^	W, 75-55
1/8	Drexel^	W, 64-60 ot
1/12	at Army*	W, 60-55 ot
1/19	at Fordham*	L, 58-60
1/22	Manhattan*	W, 71-63
1/24	Iona*	L, 73-80
1/29	Yale	W, 90-87
1/31	Brown	W, 66-59
2/2	St. Peter's*	L, 66-69 ot
2/7	at Navy	L, 103-110
2/9	Army*	L, 55-57 ot
2/12	at St. Peter's*	L, 48-58
2/16	Fordham*	L, 66-68 ot
2/19	at Manhattan	L, 72-78
2/22	at Iona	L, 71-85
2/24	New Hampshire	W, 72-62
2/26	vs. American+	L, 72-84
2/28	at St. Peter's@	L, 67-70

% - New Haven Coliseum; + - E. Rutherford, N.J.; ^ - Bankers Classic (Fairfield, Conn.); * - MAAC game; @ - MAAC Tournament

Varsity Roster

No.	Name	Cl.	Ht.	Wt.	Hometown/High School
34	Jay Byrne	Fr.	6-5	190	Franklin, Ohio/Fenwick
20	Vin Cazzetta	Jr.	6-2	180	Simsbury, Conn./Northwest Catholic
53	Pete DeBisschop	Sr.	6-11	235	Cheshire, Conn./Cheshire
11	Tony George	Fr.	6-3	190	East Orange, N.J./East Orange
44	Craig Golden	So.	6-9	217	Amherst, N.H./Worcester Academy
10	Bobby Hurt	Jr.	6-0	170	Montclair, N.J./Montclair
52	Jerry Johnson	Jr.	6-5	210	New York, N.Y./Rice
14	John Leonard	So.	6-5	185	Troy, N.Y./Catholic Central
12	Tim O'Toole	Fr.	6-3	180	White Plains, N.Y./Archbishop Stepinac
30	Brendon Potter	Fr.	6-5	205	White Plains, N.Y./Archbishop Stepinac
23	Greg Schwartz	Fr.	6-2	160	Birmingham, Mich./Brother Rice
25	Don Wilson	Fr.	6-1	165	Dix Hills, N.J./Holy Family
32	Pat Yerina	Fr.	6-5	200	Thousand Oaks, Calif./Crespi

Head Coach: Terry O'Connor

Assistant Coaches: Ed Janka, Joe DeSantis, Jim Kish, Ron Ross

Final Statistics

Player	G/GS	FGs-Att	Pct.	FTs-Att	Pct.	Rebs-Avg	A	BL	S	Pts-Avg
Pete DeBisschop	28-26	203-324	.627	137-180	.761	237-8.5	43	22	16	543-19.4
Tony George	28-28	153-376	.407	92-121	.760	92-3.3	120	4	37	398-14.2
Jerry Johnson	28-28	125-252	.496	52-81	.642	161-5.8	14	9	19	302-10.8
Bobby Hurt	28-28	90-179	.503	67-103	.650	63-2.3	115	5	49	247-8.8
Pat Yerina	28-28	101-206	.490	36-48	.750	115-4.1	34	2	11	238-8.5
Tim O'Toole	27-0	45-90	.500	66-93	.710	56-2.1	40	1	25	156-5.8
Jay Byrne	27-0	36-76	.474	25-31	.806	51-1.9	20	2	5	97-3.6
John Leonard	19-0	19-36	.528	8-18	.444	26-1.4	11	5	8	46-2.4
Don Wilson	1-0	0-0	.000	1-2	.500	0-0.0	0	0	0	1-1.0
Craig Golden	22-0	5-24	.208	8-14	.571	35-1.5	2	1	0	18-0.8
Brendan Potter	7-0	1-4	.250	2-2	1.000	5-0.7	0	1	0	4-0.8
Vin Cazzetta	7-0	1-4	.250	1-2	.500	0-0.0	0	0	2	3-0.4
Greg Schwartz	3-0	0-1	.000	0-0	.000	1-0.3	0	0	0	0-0.0
Fairfield Totals	28-28	779-1572	.496	495-695	.712	1014-36.2	399	52	172	2053-73.3
Opponent Totals	28-28	837-1604	.522	411-583	.705	918-32.8	432	106	200	2085-74.5



1983-84 Season

Results (10-18 overall)

11/25	vs. Western Michigan&	L, 63-72
11/26	vs. Central Michigan&	L, 69-71 ot
11/30	at Brown	W, 86-84
12/3	St. Joseph's	L, 71-82
12/6	Connecticut	L, 70-77
12/10	Navy	L, 85-102
12/17	Northeastern	L, 73-83
12/22	at Canisius	L, 65-70 ot
12/29	at New Hampshire	L, 82-102
1/4	Niagara	W, 96-80
1/8	at Holy Cross*	W, 69-68
1/11	La Salle*	L, 85-98
1/14	Fordham*	L, 72-81
1/19	at Army*	W, 73-53
1/21	Iona*	L, 64-86
1/23	Marist	W, 55-53
1/25	Saint Peter's*	L, 52-53
1/28	at Manhattan*	W, 82-64
1/30	at Lehigh	W, 72-57
2/4	Holy Cross*	W, 65-63
2/8	at La Salle*	L, 76-94
2/11	at Fordham*	L, 70-73
2/13	at Yale	W, 59-58
2/15	Army*	W, 79-71
2/18	at Iona*	L, 88-91
2/22	at St. Peter's*	L, 63-78
2/25	Manhattan*	L, 53-57
2/27	vs. Fordham@%	L, 69-80

& - Michigan State Tournament (E. Lansing, Mich.); * - MAAC game; @ - MAAC Tournament game; % - New Haven Coliseum

Varsity Roster

No.	Name	Cl.	Ht.	Wt.	Hometown/High School
34	Jay Byrne	So.	6-6	205	Franklin, Ohio/Fenwick
20	Vin Cazzetta	Sr.	6-2	180	Simsbury, Conn./Norhtwest Catholic
24	Ed Golden	Fr.	6-2	175	Paramus, N.J./Bergen Catholic
35	Jeff Gromos	Fr.	6-8	215	Joliet, Ill./Joliet Catholic
52	Jerry Johnson	Sr.	6-5	210	New York, N.Y./Rice
14	John Leonard	Jr.	6-5	190	Troy, N.Y./Catholic Central
53	Kevin McLeod	Fr.	6-11	225	San Diego, Calif./James Madison
11	Tony George	So.	6-3	195	East Orange, N.J./East Orange
12	Tim O'Toole	So.	6-3	190	White Plains, N.Y./Archbishop Stepinac
30	Eric Portmann	Fr.	6-7	205	Sheboygan, Wisc./North
25	Chip Simenz	Fr.	6-5	210	Sheboygan, Wisc./North
23	A.J. Wynder	Fr.	6-2	160	Newington, Conn./St. Agnes
32	Pat Yerina	So.	6-5	200	Thousand Oaks, Calif./Crespi Carmelite

Head Coach: Terry O'Connor

Assistant Coaches: Ed Janka, Joe DeSantis, Jim Kish

Final Statistics

Player	G/GS	FGs-Att	Pct.	FTs-Att	Pct.	Rebs-Avg	A	BL	S	Pts-Avg
Tony George	28-27	170-362	.470	123-160	.769	130-4.6	112	4	31	463-16.5
Jerry Johnson	28-28	136-273	.498	56-78	.718	188-6.7	29	6	29	328-11.7
Pat Yerina	28-28	130-282	.461	41-55	.745	174-6.2	69	1	34	301-10.8
Jeff Gromos	25-22	94-217	.433	69-80	.863	141-5.6	22	7	17	257-10.3
A.J. Wynder	28-25	106-214	.495	68-82	.829	56-2.0	104	6	50	280-10.0
Tim O'Toole	27-10	52-134	.388	61-87	.701	52-1.9	73	3	33	165-6.1
Jay Byrne	7-0	13-34	.382	5-7	.714	17-2.4	5	1	3	31-4.4
Ed Golden	27-0	30-55	.545	45-52	.865	30-1.1	21	0	10	105-3.9
Chip Simenz	26-0	15-37	.405	27-39	.692	45-1.7	22	0	16	57-2.2
Vin Cazzetta	6-0	0-2	.000	5-6	.833	0-0.0	1	1	0	5-0.8
Eric Portmann	18-0	3-10	.300	7-8	.875	9-0.5	2	1	2	13-0.7
Kevin McLeod	9-0	0-3	.000	1-3	.333	3-0.3	0	2	0	1-0.1
Fairfield Totals	28-28	749-1623	.461	508-657	.773	938-33.5	460	32	225	2006-71.6
Opponent Totals	28-28	837-1575	.531	427-620	.689	893-31.9	489	101	213	2101-75.0



1984-85 Season

Results (11-17 overall)

11/24	at Marist	W, 79-76
11/27	Brown	W, 66-63 ot
12/1	at Utica	W, 68-63
12/4	Brandeis	W, 94-64
12/8	at St. Joseph's	L, 64-81
12/11	Connecticut%	W, 81-74
12/15	New Hampshire	W, 73-64
12/22	Lehigh	L, 75-79
12/28	vs. Kent State\$	L, 74-90
12/29	at Northern Illinois\$	L, 49-87
1/2	at Dartmouth	W, 86-70
1/9	La Salle	L, 89-95
1/12	Fordham*	L, 72-74
1/16	Army*	L, 68-69 ot
1/19	at Iona*	L, 97-110
1/22	at Northeastern	L, 67-92
1/26	Manhattan*	L, 69-91
1/30	at St. Peter's*	W, 75-64
2/2	at Holy Cross*	L, 71-79
2/6	at Navy	L, 82-95
2/9	at Fordham*	L, 62-65
2/12	at Army*	W, 67-66 ot
2/16	Iona*	W, 73-71
2/19	at La Salle*	W, 106-105 2ot
2/21	St. Peter's*	L, 60-61
2/23	at Manhattan*	L, 81-88
2/25	Holy Cross*	L, 56-58
	vs. Iona@+	L, 61-85

% - New Haven Coliseum; + - E. Rutherford, N.J.; \$ - River City Shootout (Peoria, Ill.); * - MAAC game; @ - MAAC Tournament

Varsity Roster

No.	Name	Cl.	Ht.	Wt.	Hometown/High School
21	Rick Barry	So.	6-4	195	Spring Lake, N.J./St. Rose
54	Aaron Brown	Fr.	6-6	230	Detroit, Mich./Mumford
11	Tony George	Jr.	6-3	195	East Orange, N.J./East Orange
24	Ed Golden	So.	6-2	175	Paramus, N.J./Bergen Catholic
35	Jeff Gromos	So.	6-8	215	Joliet, Ill./Joliet Catholic
53	Kevin McLeod	So.	6-11	225	San Diego, Calif./James Madison
22	Jim O'Meara	Fr.	6-5	170	New Rochelle, N.Y./Blessed Sacrament
12	Tim O'Toole	Jr.	6-3	190	White Plains, N.Y./Archbishop Stepinac
25	Chip Simenz	So.	6-5	210	Sheboygan, Wisc./North
23	A.J. Wynder	So.	6-2	160	Newington, Conn./St. Agnes
32	Pat Yerina	Jr.	6-5	200	Thousand Oaks, Calif./Crespi Carmelite

Head Coach: Terry O'Connor

Assistant Coaches: Ed Janka, Joe DeSantis, Jim Kish, Jim O'Connor

Final Statistics

Player	G/GS	FGs-Att	Pct.	FTs-Att	Pct.	Rebs-Avg	A	BL	S	Pts-Avg
Tony George	28/28	199-444	.448	117-152	.770	139-5.0	118	5	45	515-18.4
Jeff Gromos	26-26	128-248	.516	80-101	.792	163-6.3	22	10	10	336-12.9
Tim O'Toole	28-11	114-236	.483	98-157	.624	67-2.4	74	2	34	326-11.6
A.J. Wynder	28-28	124-249	.498	74-91	.813	76-2.7	117	9	66	322-11.5
Pat Yerina	28-19	101-208	.486	43-64	.672	133-4.8	22	1	23	245-8.8
Aaron Brown	28-16	48-102	.471	29-57	.509	82-2.9	16	5	12	125-4.5
Ed Golden	28-0	43-90	.477	19-32	.594	42-1.5	44	1	25	105-3.8
Chip Simenz	25-10	31-68	.456	25-38	.659	64-2.6	29	2	7	87-3.5
Rich Barry	9-0	8-20	.400	3-6	.500	13-1.4	2	0	1	19-2.1
Kevin McLeod	11-0	5-11	.455	1-4	.250	14-1.3	1	6	0	11-1.0
Jim O'Meara	3-0	2-7	.286	0-1	.000	3-1.0	0	0	0	4-1.0
Fairfield Totals	28-28	803-1683	.477	489-703	.696	892-31.9	445	41	223	2095-74.8
Opponent Totals	28-28	829-1578	.525	531-702	.756	980-35.0	488	84	200	2189-78.2



1985-86 Season

Results (24-7 overall)

11/25	Utica	W, 59-48
11/30	Yale	L, 67-69
12/3	at Brown	W, 69-67
12/7	St. Joseph's	L, 59-72
12/10	vs. Connecticut%	L, 72-74
12/12	at Manhattan*	W, 77-62
12/14	Dartmouth	W, 72-59
12/23	Marist	W, 62-58
12/28	at St. Peter's*	W, 49-48
12/30	at Florida Southern	W, 71-66
1/2	at Miami	W, 56-47
1/8	Syracuse%	L, 67-90
1/11	at La Salle*	W, 61-57
1/13	at Lehigh	W, 71-68
1/15	St. Peter's*	W, 46-44
1/18	Fordham*	W, 53-52
1/23	at Iona*	W, 80-65
1/25	Holy Cross*	W, 74-61
1/29	Army*	W, 70-59
2/1	Iona*	L, 55-56
2/6	at Fordham*	W, 55-47
2/8	La Salle*	W, 55-53
2/12	Navy+	L, 53-78
2/15	at Army*	W, 73-55
1/17	New Hampshire	W, 65-63
1/22	Manhattan*	W, 104-79
2/24	at Holy Cross*	W, 82-79
2/27	Manhattan@	W, 80-56
3/1	St. Peter's@	W, 49-47
3/3	Holy Cross@	W, 67-64
3/14	Illinois!	L, 51-75

% - New Haven Coliseum; * - MAAC game;
 @ - MAAC Tournament (E. Rutherford, N.J.);
 ! - NCAA Tournament

Varsity Roster


No.	Name	Cl.	Ht.	Wt.	Hometown/High School
21	Rich Barry	Jr.	6-4	190	Spring Lake, N.J./St. Rose
10	Troy Bradford	Fr.	5-10	155	Hamden, Conn./Wilbur Cross
54	Aaron Brown	So.	6-6	220	Detroit, Mich./Mumford
14	Jay Byrne	Jr.	6-6	205	Franklin, Ohio/Fenwick
11	Tony George	Sr.	6-3	200	East Orange, N.J./East Orange
24	Ed Golden	Jr.	6-2	185	Paramus, N.J./Bergen Catholic
35	Jeff Gromos	Jr.	6-8	235	Joliet, Ill./Joliet Catholic
53	Kevin McLeod	Jr.	6-11	225	San Diego, Calif./James Madison
12	Tim O'Toole	Sr.	6-3	190	White Plains, N.Y./Archbishop Stepinac
25	Chip Simenz	Jr.	6-5	210	Sheboygan, Wisc./North
22	Tom Squeri	Fr.	6-7	195	Astoria, N.Y./Holy Cross
30	Andy Woodtli	So.	6-10	220	Tuscon, Ariz./Normal (Ill.)
23	A.J. Wynder	Jr.	6-2	165	Freeport, N.Y./St. Agnes
32	Pat Yerina	Sr.	6-5	220	Thousand Oaks, Calif./Crespi Carmelite

Head Coach: Mitch Buonaguro

Assistant Coaches: Tom Barrise, Joe DeSantis, Tom Blake, Jim Kish

Final Statistics

Player	G/GS	FGs-Att	Pct.	FTs-Att	Pct.	Rebs-Avg	A	BL	S	Pts-Avg
Tony George	31-31	226-488	.463	178-227	.748	151-4.9	105	4	21	630-20.3
Pat Yerina	31-30	181-322	.562	109-143	.762	250-8.1	34	6	27	471-15.2
Jeff Gromos	31-30	122-253	.482	97-120	.808	168-5.4	16	6	10	341-11.0
A.J. Wynder	29-29	87-148	.588	71-83	.855	88-3.0	155	5	49	245-8.4
Troy Bradford	26-2	51-113	.461	14-19	.737	17-0.6	19	1	13	116-4.5
Tom Squeri	30-3	31-96	.323	40-54	.741	78-2.6	28	4	9	102-3.4
Ed Golden	31-26	28-74	.378	30-40	.750	73-2.4	126	1	25	86-2.8
Andy Woodtli	18-0	7-16	.438	4-16	.250	13-0.7	4	3	2	18-1.0
Jay Byrne	1-0	0-0	.000	1-2	.500	1-1.0	0	0	0	1-1.0
Chip Simenz	16-4	1-7	.143	5-12	.417	12-0.8	2	1	1	7-0.4
Rich Barry	13-0	2-9	.222	1-5	.200	2-0.2	2	1	0	5-0.4
Kevin McLeod	12-0	1-2	.500	0-0	.000	5-0.4	1	1	0	2-0.2
Fairfield Totals	31-31	737-1528	.482	550-721	.763	994-32.1	492	33	157	2024-65.3
Opponent Totals	31-31	800-1693	.473	318-468	.679	910-29.4	484	93	133	1918-61.9



1986-87 Season

Results (15-16 overall)

11/29	Stonehill	W, 62-60
12/3	Hartford	L, 50-52
12/6	Boston College%	L, 62-66
12/8	Siena	W, 58-57
12/10	at Marist	W, 60-54 ot
12/20	at Syracuse	L, 60-93
12/23	at Connecticut	L, 51-54
12/30	New Hampshire	W, 63-60
1/3	at Hofstra	L, 65-66
1/6	vs. Richmond+	L, 87-91 (3 ot)
1/8	Lehigh	W, 64-63
1/10	Fordham*=	L, 70-74
1/13	St. Peter's*	L, 57-72
1/17	La Salle*	W, 63-60
1/21	Manhattan*	L, 78-80 ot
1/24	Iona*	L, 64-68
1/27	Yale	W, 86-81 ot
1/31	at Army*	W, 74-63
2/3	at Holy Cross*	W, 66-54
2/5	Central Connecticut	W, 73-58
2/7	at Fordham*	L, 70-74
2/10	at Manhattan*	W, 79-67
2/13	at La Salle*#	L, 54-58
2/16	St. Peter's*	L, 53-57
2/18	Army*	L, 48-54
2/21	at Iona*	L, 83-85 ot
2/23	Holy Cross*	W, 56-55
2/28	La Salle@	W, 75-62
3/1	Army@	W, 65-60
3/2	Iona@	W, 73-70 ot
3/12	vs. Indiana!	L, 56-92

% - New Haven Coliseum; + - East Rutherford, N.J.; * - MAAC game; = - Game suspended and completed on February 7; # - Palestra; @ - MAAC Tournament; ! - NCAA Tournament

Varsity Roster


No.	Name	Cl.	Ht.	Wt.	Hometown/High School
21	Rick Barry	Sr.	6-4	195	Spring Lake, N.J./St. Rose
10	Troy Bradford	So.	5-10	160	Hamden, Conn./Wilbur Cross
33	Tom Cook	Fr.	6-6	215	Elizabeth, N.J./Seton Hall Prep
20	Ed Duncan	Fr.	6-4	190	Bronx, N.Y./Adlai Stevenson
24	Ed Golden	Sr.	6-2	185	Paramus, N.J./Bergen Catholic
35	Jeff Gromos	Sr.	6-8	235	Joliet, Ill./Joliet Catholic
42	Paul Horton	Fr.	6-4	188	Westwood, N.J./Bergen Catholic
12	Tim O'Toole	Gr.	6-3	190	White Plains, N.Y./Archbishop Stepinac
22	Tom Squeri	So.	6-7	210	Astoria, N.Y./Holy Cross
15	Marvin Walters	Fr.	6-4	190	Philadelphia, Pa./Germantown Academy
30	Andy Woodtli	Jr.	6-10	220	Tucson, Ariz./Norman (Ill.)
23	A.J. Wynder	Sr.	6-2	165	Freeport, N.Y./St. Agnes

Head Coach: Mitch Buonaguro

Assistant Coaches: Tom Barrise, Joe DeSantis, Tom Blake, Jim Kish

Final Statistics

Player	G/GS	FGs-A	Pct.	3pt-A	Pct.	FTs-A	Pct.	Rebs-Avg	A	BL	S	Pts-Avg
Jeff Gromos	24-22	186-352	.528	2-6	.333	111-140	.793	220-9.2	18	4	11	485-20.2
A.J. Wynder	31-31	171-365	.468	10-35	.286	114-137	.832	154-5.0	146	6	55	466-15.0
Troy Bradford	31-8	135-332	.407	19-59	.322	57-75	.760	45-1.5	53	1	31	346-11.2
Tim O'Toole	31-31	109-236	.462	0-0	.000	125-177	.706	210-6.8	59	2	51	343-11.1
Ed Golden	27-25	56-115	.487	0-2	.000	32-47	.681	88-3.3	124	2	29	144-5.3
Ed Duncan	31-15	53-109	.486	0-0	.000	20-30	.667	57-1.8	31	4	10	126-4.1
Tom Cook	25-12	27-79	.342	0-0	.000	18-36	.500	66-2.6	12	0	5	72-2.9
Andy Woodtli	23-10	11-30	.367	0-0	.000	9-21	.429	54-2.3	5	14	7	31-1.3
Rich Barry	8-1	3-6	.500	0-0	.000	4-6	.667	7-0.9	0	0	2	10-1.3
Paul Horton	2-0	0-1	.000	0-0	.000	2-2	1.000	1-0.5	0	0	0	2-1.0
Marvin Walters	21-0	5-15	.333	1-1	1.000	4-8	.500	9-0.4	11	0	0	15-0.7
Fairfield Totals	31-31	756-1639	.461	32-103	.312	496-679	.730	1036-33.4	459	33	201	2040-65.6
Opponent Totals	31-31	784-1686	.465	96-237	.405	396-582	.680	1014-32.7	387	104	178	2060-65.8



1987-88 Season

Results (8-20 overall)

11/30	Central Connecticut	L, 57-58
12/4	at Hartford&	W, 63-57
12/7	Hofstra	W, 43-40
12/9	at Siena	L, 77-91
12/12	at Iona*	L, 55-74
12/22	Marist	L, 67-74
12/29	at Utah##	L, 53-85
	vs. Washington##	L, 60-70
1/2	at Lehigh	L, 77-100
1/5	vs. Northeastern+	L, 59-70
1/9	at Yale	W, 53-47
1/11	Army*	W, 71-59
1/16	at La Salle*#	L, 50-78
1/19	St. Peter's*^	L, 44-54
1/23	Fordham*	L, 61-63
1/27	at Holy Cross*	L, 75-88
1/30	Manhattan*	W, 73-65
2/2	at Boston College	L, 60-82
2/4	at St. Peter's*	L, 55-68
2/6	Iona*	W, 92-75
2/9	at Army*	L, 73-89
2/13	La Salle*	L, 57-75
2/15	at New Hampshire	W, 70-57
2/18	vs. Connecticut%	L, 48-74
2/20	at Fordham*	L, 65-80
2/24	Holy Cross*	L, 57-63
2/27	at Manhattan*	L, 103-105 (3 ot)
3/2	at Saint Peter's@	L, 60-63

& - Hartford Civic Center; ## - Utah Classic;

+ - East Rutherford, N.J.; # - Palestra;

^ - Westchester County Center;

* - MAAC game; @ - MAAC Tournament

Varsity Roster

No.	Name	Cl.	Ht.	Wt.	Hometown/High School
10	Troy Bradford	Jr.	5-10	155	Hamden, Conn./Wilbur Cross
50	Harold Brantley	Fr.	6-6	220	Harrisburg, Pa./Harrisburg
33	Tom Cook	So.	6-6	220	Elizabeth, N.J./Seton Hall Prep
20	Ed Duncan	So.	6-5	190	Bronx, N.Y./Adlai Stevenson
	Alex Forbes	Fr.	6-10	200	Stamford, Conn./Westhill
23	Steve Hagis	Fr.	6-10	225	Staten Island, N.Y./Monignor Farrell
25	Rob Hill	Fr.	6-8	225	Florham Park, N.J./Hanover Park
	Pat Murphy	Fr.	6-3	165	Dunmore, Pa./Scranton Prep
34	Ed Newman	Fr.	6-7	205	East Meadow, N.Y./Chaminade
31	John Phelan	Jr.	6-1	180	Bridgeport, Conn./Fairfield Prep
54	Mike Plansky	Fr.	6-1	195	Wakefield, Mass./Wakefield
44	Mike Rodgers	Fr.	6-5	190	Ocean Township/Oak Hill Academy (Va.)
22	Tom Squeri	So.	6-7	210	Astoria, N.Y./Holy Cross
15	Marvin Walters	So.	6-4	180	Philadelphia, Pa./Germantown Academy
30	Andy Woodtli	Sr.	6-10	225	Tucson Ariz./Normal (Ill.)

Head Coach: Mitch Buonaguro

Assistant Coaches: Tom Barrise, Joe DeSantis, Tom Blake, Jim Kish

Final Statistics

Player	G/GS	FGs-A	Pct.	3pt-A	Pct.	FTs-A	Pct.	Rebs-Avg	A	BL	S	Pts-Avg
Troy Bradford	27-27	217-486	.447	43-97	.443	137-179	.765	56-2.1	47	7	43	614-22.7
Tom Squeri	28-28	115-217	.530	0-2	.000	65-101	.644	184-6.6	19	12	11	295-10.5
Ed Duncan	28-26	99-202	.490	0-1	.000	75-98	.765	115-4.1	56	8	9	273-9.8
Harold Brantley	28-24	87-180	.483	0-0	.000	71-138	.514	187-6.7	4	44	8	245-8.8
Marvin Walters	28-23	65-160	.406	18-39	.462	46-92	.500	105-3.8	120	2	14	194-6.9
Tom Cook	11-1	9-23	.391	0-0	.000	11-16	.688	28-2.5	3	2	4	29-2.6
Mike Rodgers	26-6	15-47	.319	1-7	.143	12-17	.706	34-1.3	37	2	9	43-1.7
Ed Newman	20-0	10-21	.476	0-0	.000	11-14	.786	57-2.9	8	5	3	31-1.6
Steve Hagis	19-0	9-23	.391	0-0	.000	4-11	.364	39-2.1	4	8	2	22-1.2
Rob Hill	24-1	8-18	.444	0-0	.000	13-20	.650	18-0.8	0	1	1	29-1.2
Andy Woodtli	9-4	4-8	.500	0-0	.000	0-3	.000	15-1.7	2	3	1	8-0.9
Mike Plansky	4-0	0-2	.000	0-0	.000	0-0	.000	0-0.0	1	0	0	0-0.0
Alex Forbes	2-0	0-0	.000	0-0	.000	0-0	.000	0-0.0	0	0	0	0-0.0
Pat Murphy	4-0	0-2	.000	0-1	.000	0-0	.000	1-0.3	0	0	1	0-0.0
John Phelan	4-0	0-0	.000	0-0	.000	0-2	.000	0-0.0	0	0	0	0-0.0
Fairfield Totals	28-28	638-1389	.459	62-147	.422	445-691	.644	964-34.4	301	94	106	1783-63.7
Opponent Totals	28-28	739-1616	.457	79-234	.338	444-647	.686	979-35.0	389	87	161	2001-71.5



1988-89 Season

Results (7-21 overall)

11/25	vs. South Alabama&	L, 50-70
11/26	vs. Niagara&	L, 64-74
11/30	Northeastern	L, 70-78
12/6	Hartford	L, 51-71
12/8	at Manhattan*	W, 73-57
12/10	at Boston College	L, 61-70
12/13	at Connecticut	L, 48-71
12/22	Allentown College	W, 72-69
12/27	vs. Wake Forest^	L, 59-75
12/28	vs. George Washington^	W, 73-65
1/4	at American	L, 78-86 ot
1/7	at Central Connecticut	W, 73-66
1/10	Yale	W, 69-60
1/12	Holy Cross*	L, 70-72
1/14	at Fordham*	L, 54-60
1/17	at St. Peter's*	L, 51-63
1/21	La Salle*	L, 61-65
1/24	at Army*	L, 49-58
1/28	Iona*	L, 60-65 ot
1/30	at Marist	W, 76-66
2/4	Manhattan*	L, 60-76
2/8	St. Peter's*	L, 42-52
2/11	Fordham*	L, 60-68
2/15	at Holy Cross*	L, 68-77
2/19	at La Salle*	L, 67-85
2/21	Army*	W, 77-76
2/24	at Iona*	L, 57-63
3/1	at La Salle@	L, 62-91

& - Providence Civic Center; * - MAAC Game;
^ - Lobo Invitational; @ - MAAC Tournament

Varsity Roster


No.	Name	Cl.	Ht.	Wt.	Hometown/High School
10	Troy Bradford	Sr.	5-10	155	Hamden, Conn./Wilbur Cross
50	Harold Brantley	So.	6-6	220	Harrisburg, Pa./Harrisbury
33	Tom Cook	Jr.	6-6	220	Elizabeth, N.J./Seton Hall Prep
20	Ed Duncan	Jr.	6-5	190	Bronx, N.Y./Adlai Stevenson
30	Terry Fitzsimmons	Fr.	6-5	180	Jackson Heights, N.Y./Newtown
40	Alex Forbes	So.	6-10	200	Stamford, Conn./Westhill
23	Steve Hagis	So.	6-10	225	Staten Island, N.Y./Monsignor Farrell
42	Todd Holland	Fr.	6-8	215	Norwalk, Conn./Norwalk
14	Greg Keith	Jr.	6-10	240	Norwich, Conn./Norwich Free Academy
11	Pat Murphy	So.	6-3	165	Dunmore, Pa./Scranton Prep
34	Ed Newman	So.	6-7	205	East Meadow, N.Y./Chaminade
54	Mike Plansky	so.	6-1	195	Wakefield, Mass./Wakefield
44	Mike Rodgers	So.	6-5	190	Ocean Township, N.J./Oak Hill Acad. (Va.)
22	Tom Squeri	Jr.	6-7	210	Astoria, N.Y./Holy Cross
15	Marvin Walters	Jr.	6-4	180	Philadelphia, Pa./Germantown Academy

Head Coach: Mitch Buonaguro

Assistant Coaches: Tom Barrise, Vinny Laczkoski, Tom Sienkiewicz, Jim Kish

Final Statistics

Player	G/GS	FGs-A	Pct.	3pt-A	Pct.	FTs-A	Pct.	Rebs-Avg	A	BL	S	Pts-Avg
Troy Bradford	28-27	194-475	.408	32-109	.294	152-200	.760	57-2.0	50	2	27	572-20.4
Harold Brantley	26-25	124-218	.569	0-0	.000	74-138	.536	155-6.0	17	39	9	322-12.4
Marvin Walters	28-28	82-215	.381	31-89	.348	49-89	.551	111-4.0	172	10	25	244-8.7
Tom Squeri	10-9	32-72	.444	0-1	.000	7-13	.538	64-6.4	6	7	3	71-7.1
Greg Keith	20-11	43-98	.439	0-0	.000	32-49	.653	100-5.0	15	10	4	118-5.9
Ed Duncan	24-21	53-128	.414	1-5	.200	33-45	.733	103-4.3	40	5	9	140-5.8
Todd Holland	28-9	47-100	.470	0-0	.000	30-42	.714	131-4.7	13	12	5	124-4.4
Terry Fitzsimmons	18-1	17-41	.415	5-16	.313	4-6	.667	32-1.8	8	2	2	43-2.4
Mike Rodgers	26-6	19-46	.413	8-20	.400	12-17	.706	33-1.3	21	1	8	58-2.2
Ed Newman	12-3	8-12	.667	0-0	.000	5-7	.714	31-2.6	6	3	2	21-1.8
Tom Cook	3-1	2-7	.286	0-0	.000	1-2	.500	6-2.0	3	0	0	5-1.7
Mike Plansky	23-0	10-18	.556	5-9	.556	8-11	.727	7-0.3	29	0	5	33-1.4
Alex Forbes	3-0	0-0	.000	0-0	.000	4-4	1.000	1-0.3	0	1	0	4-1.3
Pat Murphy	8-0	0-2	.000	0-0	.000	0-0	.000	2-0.3	4	0	1	0-0.0
Chris Lenzen	1-0	0-1	.000	0-0	.000	0-0	.000	1-1.0	0	0	0	0-0.0
Fairfield Totals	28-28	631-1433	.440	82-249	.329	411-623	.660	935-33.4	384	92	100	1755-62.7
Opponent Totals	28-28	729-1609	.453	80-197	.406	401-611	.656	1031-36.8	417	88	164	1939-69.3



1989-90 Season

Results (10-19 overall)

12/2	American	L, 50-54
12/5	Central Connecticut	W, 56-37
12/11	Maine	W, 51-48
12/13	at Marist	L, 65-72 (2 ot)
12/23	at Hartford&	L, 59-71
12/30	Gonzaga	W, 62-60
1/2	Harvard	L, 77-80 ot
1/4	Fordham*	L, 56-59
1/6	at Yale	L, 53-68
1/9	at Holy Cross*	L, 69-80
1/11	Niagara*	W, 60-54
1/13	Canisius*	W, 53-49
1/18	at Army*	L, 62-65
1/20	at Siena*	L, 57-63
1/23	at Northeastern	L, 72-79
1/27	at Iona*	W, 43-41
1/31	St. Peter's*	L, 55-60
2/3	Manhattan*	W, 73-50
2/6	at Connecticut	L, 39-74
2/8	La Salle*	L, 51-78
2/11	at Loyola*	L, 51-61
2/14	at St. Peter's*	W, 58-54
2/16	Loyola*	W, 59-58 ot
2/18	at La Salle*	L, 49-72
2/20	at Manhattan*	L, 56-64
2/23	at Richmond	L, 57-69
2/26	Iona*	L, 56-59 ot
3/2	Niagara@	W, 66-63 ot
3/3	La Salle@	L, 60-90

& - Hartford Civic Center; * - MAAC Game
@ - MAAC Tournament (Albany, N.Y.)

Varsity Roster


No.	Name	Cl.	Ht.	Wt.	Hometown/High School
50	Harold Brantley	Jr.	6-6	220	Harrisburg, Pa./Harrisburg
20	Ed Duncan	Sr.	6-5	190	Bronx, N.Y./Adlai Stevenson
30	Terry Fitzsimons	So.	6-5	180	Jackson Heights, N.Y./Newtown
24	Kevin George	Fr.	6-1	170	Jersey City, N.J./Marist
23	Steve Hagsis	Jr.	6-1	225	Staten Island, N.Y./Monsignor Farrell
22	Drew Henderson	Fr.	6-7	185	West Henrietta, N.Y./McQuaid Jesuit
10	Maurice Holder	So.	6-8	215	Bronx, N.Y./Milford Academy
42	Todd Holland	So.	6-8	215	Norwal, Conn./Norwalk
14	Greg Keith	Sr.	6-10	240	Norwich, Conn./Norwich Free Academy
34	Ed Newman	Jr.	6-8	215	East Meadow, N.Y./Chaminade
54	Mike Plansky	Jr.	6-1	195	Wakefield, Mass./Wakefield
44	Mike Rodgers	Jr.	6-5	190	Ocean Township, N.J./Oak Hill Academy
15	Marvin Walters	Sr.	6-4	190	Philadelphia, Pa./Germantown Academy

Head Coach: Mitch Buonaguro

Assistant Coaches: Tom Barrise, Vinny Laczkoski, Steve Clifford, Jim Kish

Final Statistics

Player	G/GS	FGS-A	Pct.	3pt-A	Pct.	FTs-A	Pct.	Rebs-Avg	A	BL	S	Pts-Avg
Marvin Walters	28-28	120-352	.341	30-120	.250	74-109	.679	121-4.3	116	13	20	344-12.3
Harold Brantley	29-29	125-250	.500	0-0	.000	90-196	.459	209-7.2	24	51	30	340-11.7
Ed Duncan	29-29	117-266	.440	3-13	.291	43-65	.662	132-4.6	60	10	20	280-9.7
Kevin George	28-19	73-163	.448	0-3	.000	21-32	.656	61-2.2	67	1	18	167-6.0
Drew Henderson	29-10	57-125	.456	0-1	.000	45-80	.563	220-7.6	26	28	10	159-5.5
Terry Fitzsimons	25-6	43-125	.344	20-69	.290	8-12	.667	53-2.1	28	1	12	114-4.6
Greg Keith	23-1	37-77	.481	0-0	.000	18-31	.581	62-2.7	3	10	0	92-4.0
Todd Holland	28-18	46-100	.460	0-0	.000	6-16	.375	86-3.1	10	9	3	98-3.5
Steve Hagsis	7-0	3-5	.600	0-0	.000	5-9	.556	7-1.0	0	2	0	11-1.6
Mike Plansky	20-5	10-27	.370	6-17	.353	5-9	.556	13-0.7	33	0	3	31-1.6
Mike Rodgers	22-0	6-19	.316	2-8	.250	11-13	.846	9-0.4	5	0	4	25-1.1
Ed Newman	9-0	3-14	.214	0-0	.000	3-4	.750	14-1.6	0	1	1	9-1.0
Jermaine Kirven	2-0	1-2	.500	0-0	.000	0-0	.000	0-0.0	0	0	0	2-1.0
Fairfield Totals	29-29	641-1525	.420	61-231	.264	329-576	.571	1081-37.3	372	126	121	1672-57.7
Opponent Totals	29-29	674-1619	.416	97-265	.366	388-584	.664	1039-35.8	342	63	186	1833-63.2



1990-91 Season

Results (8-20 overall)

11/27	at Harvard	W, 72-67
11/29	at Miami, Ohio	L, 78-103
12/1	Marist	W, 91-69
12/3	Bucknell	W, 94-67
12/5	at Central Connecticut	W, 112-109
12/9	Richmond	L, 60-68
12/11	at Gonzaga	L, 98-99 ot
12/23	at Connecticut&	L, 70-94
1/3	Yale	L, 52-60
1/5	Canisius*	L, 64-69
1/9	Loyola*	W, 86-76
1/12	Manhattan*	W, 88-86
1/14	at Maine	L, 76-79
1/19	at Niagara*!	L, 79-81
1/21	at Canisius*	L, 63-66
1/26	Siena*	L, 55-77
1/29	Niagara*	L, 67-70
1/31	at La Salle*^	L, 66-84
2/3	at St. Peter's*	L, 57-77
2/6	at Iona*	L, 64-80
2/9	St. Peter's*	L, 72-85
2/11	La Salle*	L, 54-83
2/13	at Virginia	L, 52-84
2/16	at Manhattan*	W, 80-67
2/19	at Loyola*	W, 68-66
2/21	Iona*	L, 68-72
2/25	at Siena*	L, 63-97
3/1	vs. Canisius@	L, 54-61

& - Hartford Civic Center; !-Buffalo Auditorium; * - MAAC Game; ^ - Philadelphia Civic Center; @ - MAAC Tournament (Albany, N.Y.)

Varsity Roster

No.	Name	Cl.	Ht.	Wt.	Hometown/High School
43	Chris Barry	Fr.	6-6	215	Spring Lake, N.J./St. Rose
50	Harold Brantley	Sr.	6-6	240	Harrisburg, Pa./Harrisburg
30	Terry Fitzsimons	Jr.	6-5	195	Jackson Heights, N.Y./Newtown
24	Kevin George	So.	6-1	190	Jersey City, N.J./Marist
34	Drew Henderson	So.	6-7	230	West Henrietta, N.Y./McQuaid
42	Todd Holland	Jr.	6-8	215	Oakland, Calif./Norwalk
32	Johnnie Jones	Fr.	6-1	175	Bridgeport, Conn./Brewster Academy
23	Craig Martin	Fr.	6-3	190	Roselle, N.J./Abraham Clark
4	Eddie Newman	Sr.	6-9	210	East Meadow, N.Y./Chaminda
54	Mike Plansky	Sr.	6-1	195	Wakefield, Mass./Wakefield
44	Mike Rodgers	Sr.	6-5	200	Ocean Township, N.J./Oak Hill Academy
15	Tim Schwartz	Jr.	6-8	205	Ann Arbor, Mich./Gabriel Richard
21	Kris Steele	Fr.	6-7	200	Southington, Conn./Southington
22	Scott Sytulek	Fr.	6-4	190	New Britain, Conn./St. Thomas Aquinas

Head Coach: Mitch Buonaguro

Assistant Coaches: Tom Barrise, Vinny Laczkoski, Greg Turner, Jim Kish

Final Statistics

Player	G/GS	FGS-A	Pct.	3pt-A	Pct.	FTS-A	Pct.	Rebs-Avg	A	BL	S	Pts-Avg
Kevin George	27-26	135-318	.425	25-76	.329	63-94	.670	51-1.9	75	0	24	358-13.3
Johnnie Jones	28-27	119-311	.383	11-51	.216	98-134	.731	112-4.0	96	3	46	347-12.4
Harold Brantley	28-26	115-249	.462	0-0	.000	54-114	.474	246-8.8	20	51	12	284-10.1
Scott Sytulek	28-24	108-259	.417	4-32	.125	58-90	.644	106-3.8	35	5	19	278-9.9
Drew Henderson	25-21	81-171	.474	0-1	.000	67-116	.578	284-11.4	24	36	16	229-8.2
Craig Martin	27-1	58-146	.397	11-42	.262	28-33	.848	40-1.5	15	1	8	155-5.7
Todd Holland	28-7	50-113	.442	4-11	.364	10-19	.525	73-2.6	10	5	6	114-4.1
Kris Steele	26-2	42-86	.488	0-0	.000	18-32	.563	83-3.2	16	10	15	102-3.9
Terry Fitzsimons	23-3	28-75	.373	10-40	.250	10-20	.500	41-1.8	26	0	8	76-3.3
Tim Schwartz	17-0	12-25	.480	0-1	.000	12-14	.857	23-1.4	0	1	3	36-2.1
Mike Rodgers	13-1	7-15	.467	2-6	.333	0-0	.000	8-0.6	3	0	1	16-1.2
Mike Plansky	16-2	1-8	.125	0-5	.000	6-6	1.000	4-0.3	16	0	3	8-0.5
Fairfield Totals	28-28	756-1776	.426	67-265	.253	424-674	.631	1187-42.4	336	112	161	2003-71.5
Opponent Totals	28-28	789-1764	.447	122-337	.362	486-740	.657	1092-39.0	423	93	193	2186-78.1



1991-92 Season

Results (8-20 overall)

11/30	at Wake Forest	L, 61-91
12/7	at Richmond	L, 66-74
12/10	Fairleigh Dickinson	W, 93-79
12/21	Miami, Ohio	L, 66-75
12/23	at Connecticut	L, 59-89
12/27	vs. Iowa State%	L, 59-92
12/29	vs. Harvard%	W, 74-60
12/30	Rice	L, 77-78
1/3	at Canisius*	L, 81-86
1/5	at Niagara*	L, 62-67
1/8	at Bucknell	W, 77-70
1/11	at Yale	L, 78-87
1/15	Siena*	L, 63-65
1/21	at Manhattan*	L, 72-85
1/25	Loyola*	W, 71-63
1/27	St. Peter's*	W, 80-65
1/30	at Siena*	L, 53-77
2/1	at Marist	W, 71-52
2/4	at St. Peter's*	L, 50-69
2/7	Canisius*	W, 68-58
2/9	Niagara*	L, 76-80
2/12	Manhattan*	L, 72-74
2/15	at Iona*	L, 70-80
2/21	at La Salle^	L, 50-69
2/23	at Loyola	L, 58-74
3/1	La Salle	L, 60-75
3/3	Iona	W, 76-52
3/6	vs. La Salle@	L, 66-88

% - Hall of Fame Classic (Springfield, Mass.);

* - MAAC Game; ^ - Philadelphia Civic Center;

@ - MAAC Tournament (Albany, N.Y.)

Varsity Roster

No.	Name	Cl.	Ht.	Wt.	Hometown/High School
43	Chris Barry	So.	6-6	230	Spring Lake, N.J./St. Rose
14	Bernard Cieplicki	Fr.	6-3	185	S. Burlington, Vt./Rice Memorial
41	Mike Dawes	Fr.	6-2	160	Monroe, Conn./Masuk
30	Terry Fitzsimons	Sr.	6-5	195	Jackson Heights, N.Y./Newtown
55	Matt Foley	So.	6-4	200	Lynbrook, N.Y./St. Mary's
24	Kevin George	Jr.	6-1	190	Jersey City, N.J./Marist
34	Drew Henderson	Jr.	6-7	235	West Henrietta, N.Y./McQuaid Jesuit
42	Todd Holland	Sr.	6-8	215	Oakland, Calif./Norwalk, Conn.
32	Johnnie Jones	So.	6-1	185	Bridgeport, Conn./Brewster Academy
23	Craig Martin	So.	6-3	195	Roselle, N.J./Abraham Clark
4	Tim Schwartz	Jr.	6-8	210	Ann Arbor, Mich./Gabriel Richard
21	Kris Steele	So.	6-7	210	Southington, Conn./Southington
22	Scott Sytulek	So.	6-4	200	New Britain, Conn./St. Thomas Aquinas
11	Keith Willard	Fr.	6-0	175	Lexington, Ken./Tates Creek
44	Paul Wissel	Jr.	5-11	180	Wilbraham, Mass./Cathedral

Head Coach: Paul Cormier

Assistant Coaches: Kevin Clark, Mark Calzonetti, Art Dyer, Jim Kish

Final Statistics

Player	G/GS	FGs-A	Pct.	3pt-A	Pct.	FTs-A	Pct.	Rebs-Avg	A	BL	S	Pts-Avg
Drew Henderson	28-28	154-358	.430	0-0	.000	109-181	.602	318-11.4	65	40	25	417-14.9
Kevin George	28-28	137-347	.395	55-142	.387	85-101	.842	61-2.2	62	3	37	414-14.8
Johnnie Jones	28-28	89-213	.418	10-46	.217	89-115	.774	108-3.9	147	3	30	277-9.9
Tim Schwartz	28-25	67-153	.348	17-53	.321	48-60	.800	119-4.3	28	4	31	199-7.1
Craig Martin	23-15	69-191	.356	28-78	.359	28-36	.778	64-2.8	24	3	24	192-8.3
Bernie Cieplicki	28-5	61-170	.359	37-115	.322	4-8	.500	43-1.5	30	1	15	163-5.8
Chris Barry	27-0	39-88	.443	0-2	.000	46-61	.754	66-2.4	3	1	10	124-4.6
Kris Steele	20-3	27-56	.482	0-1	.000	7-11	.636	38-1.9	2	4	2	61-3.1
Todd Holland	27-8	13-38	.342	0-0	.000	5-9	.556	31-1.1	0	6	3	31-1.1
Keith Willard	21-0	3-10	.300	3-7	.427	4-4	1.000	8-0.4	17	1	3	13-0.6
Terry Fitzsimons	11-0	4-15	.267	1-8	.125	3-4	.750	5-0.5	5	1	1	12-1.1
Mike Dawes	5-0	3-5	.600	1-3	.333	0-0	.000	0-0.0	0	0	1	7-1.4
Matt Foley	7-0	0-1	.000	0-0	.000	0-0	.000	0-0.0	0	0	0	0-0.0
Fairfield Totals	28-28	665-1645	.404	152-455	.334	428-590	.725	972-34.7	383	66	182	1910-68.2
Opponent Totals	28-28	727-1566	.464	122-333	.366	498-724	.688	1063-36.0	458	90	202	2074-74.1



1992-93 Season

Results (14-13 overall)

12/1	at Fairleigh Dickinson	W, 77-60
12/4	Brown^	W, 68-58
12/5	UNC-Wilmington^	W, 89-76
12/10	at Harvard	W, 84-77
12/12	at Maine+	L, 58-63
12/22	at Connecticut&	L, 66-90
12/28	Loyola Marymount	W, 82-75
12/31	at Wisconsin	L, 55-76
1/2	at Wisc.-Milwaukee%	L, 59-75
1/5	Niagara*	L, 78-85
1/7	at Rice	L, 72-83
1/11	Yale	W, 57-48
1/16	at Iona*	L, 79-80
1/21	Siena*	W, 59-56
1/28	at Loyola*	W, 60-48
1/30	Marist=	W, 61-56
2/1	St. Peter's*	W, 59-57
2/5	at Niagara!*	L, 54-72
2/7	at Canisius*	W, 51-50
2/10	at Manhattan*	L, 71-82
2/13	Loyola*	W, 61-57
2/16	at St. Peter's*	L, 56-63
2/20	Canisius*	W, 81-66
2/22	at Siena*	W, 64-59
2/27	Manhattan*	L, 71-82
3/1	Iona*	L, 57-63
3/5	at Siena@	L, 61-70

& - Hartford Civic Center; !-Buffalo Auditorium;
 * - MAAC Game; ^ - Fairfield Tournament;
 = - Madison Square Garden
 @ - MAAC Tournament (Albany, N.Y.)

Varsity Roster


No.	Name	Cl.	Ht.	Wt.	Hometown/High School
44	Sean Clarke	Fr.	6-6	195	Kettering, Ohio/Alter
21	Mike Dawes	So.	6-2	160	Monroe, Conn./Masuk
3	Derrick Dunlap	Fr.	6-3	185	Charlotte, N.C./Harker Prep
12	Gerrick DeVane	Jr.	6-4	175	Bloomington, Ill./Bloomington North
14	Meishay Gattis	Fr.	6-2	165	Chapel Hill, N.C./Cushing Academy
24	Kevin George	Sr.	6-1	190	Jersey City, N.J./Marist
35	Peter Guarasci	Fr.	6-9	215	Niagara Falls, Ontario/A.N. Myer
34	Drew Henderson	Sr.	6-7	240	W. Henrietta, N.Y./McQuaid Jesuit
32	Johnnie Jones	Jr.	6-1	185	Bridgeport, Conn./Brewster Academy
23	Craig Martin	Jr.	6-3	195	Roselle, N.J./Abraham Clark
50	Tim Schwartz	Sr.	6-8	210	Ann Arbor, Mich./Gabriel Richard
55	Aaron Seymour	Fr.	6-7	215	Mustang, Okla./Mustang
22	Scott Sytulek	Jr.	6-4	200	New Britain, Conn./St. Thomas Aquinas

Head Coach: Paul Cormier

Assistant Coaches: Kevin Clark, Mark Calzonetti, Art Dyer

Final Statistics

Player	G/GS	FGs-A	Pct.	3pt-A	Pct.	FTs-A	Pct.	Rebs-Avg	A	BL	S	Pts-Avg
Kevin George	26-26	110-259	.425	43-117	.368	63-85	.741	44-1.7	36	2	22	326-12.5
Scott Sytulek	27-22	104-237	.439	25-76	.329	60-86	.698	95/3.5	26	4	15	293-10.9
Drew Henderson	26-25	87-201	.433	0-1	.000	71-122	.582	258-9.9	27	20	14	245-9.4
Craig Martin	26-8	83-181	.459	27-62	.435	33-45	.733	53-2.0	24	3	32	226-8.7
Johnnie Jones	27-22	72-180	.400	8-28	.286	61-107	.570	90-3.3	83	1	32	213-7.9
Tim Schwartz	27-7	57-113	.504	11-34	.324	28-37	.757	98-3.6	15	6	24	153-5.7
Peter Guarasci	27-19	46-102	.451	0-0	.000	30-44	.682	115-4.3	8	34	2	122-4.5
Meishay Gattis	27-0	39-107	.364	9-45	.200	4-18	.222	22-0.8	10	0	15	91-3.4
Sean Clarke	25-0	20-42	.476	2-6	.333	12-22	.545	38-1.5	3	3	4	54-2.2
Derrick Dunlap	23-6	9-28	.321	0-1	.000	17-27	.630	34-1.5	44	0	13	35-1.5
Aaron Seymour	27-0	13-36	.361	0-0	.000	2-4	.500	31-1.1	10	1	4	28-1.0
Gerrick DeVane	3-0	0-3	.000	0-0	.000	4-4	1.000	3-1.0	5	0	0	4-1.3
Mike Dawes	3-0	0-1	.000	0-0	.000	0-0	.000	2-0.7	0	1	0	0-0.0
Matt Foley	3-0	0-4	.000	0-0	.000	0-0	.000	2-0.7	0	0	0	0-0.0
Fairfield Totals	27-27	640-1494	.428	125-370	.338	385-601	.641	961-35.6	291	75	177	1790-66.3
Opponent Totals	27-27	646-1436	.450	102-321	.318	433-647	.669	941-34.9	350	70	200	1827-67.1



1993-94 Season

Results (8-19 overall)

11/27	at Toledo	L, 69-85
12/3	North Carolina A&T^	W, 75-71
12/4	Drexel^	L, 60-73
12/11	Kent State	L, 72-87
12/23	at Connecticut&	L, 57-75
12/31	Wisc.-Milwaukee	W, 83-65
1/3	at Loyola Marymount	W, 92-91 ot
1/7	at Northern Arizona	L, 68-74
1/10	St. Peter's*	L, 68-72
1/12	Harvard	W, 87-82
1/15	vs. Marist=	L, 63-67
1/17	at East Carolina	L, 65-77
1/20	at St. Peter's*	L, 65-72
1/22	Iona*	W, 82-79
1/24	at Siena*	L, 58-77
1/27	Loyola*	W, 85-67
1/29	Niagara*	W, 78-72
1/31	Maine	L, 74-76
2/3	Manhattan*	L, 68-90
2/5	Siena*	L, 64-81
2/10	at Canisius*	L, 63-75
2/12	at Niagara*	L, 54-65
2/16	at Manhattan*	L, 66-86
2/19	at Iona*	W, 94-91
2/25	Canisius*	L, 73-76
2/27	at Loyola*	L, 73-80
3/5	at Siena@	L, 73-84

^ - Fairfield, Conn.; & - Hartford Civic Center;
 * - MAAC Game; = - Madison Square Garden;
 @ - MAAC Tournament (Albany, N.Y.)

Varsity Roster


No.	Name	Cl.	Ht.	Wt.	Hometown/High School
50	Shannon Bowman	Fr.	6-4	245	Dorchester, Mass./Beaver Country Day
44	Sean Clarke	So.	6-6	220	Kettering, Ohio/Alter
3	Derrick Dunlap	So.	6-3	190	Charlotte, N.C./Harker Prep
42	Scott English	Jr.	6-9	215	Phoenix, Ariz./Mesa C.C.
11	Greg Francis	Fr.	6-3	185	Toronto, Ontario/Oakwood Collegiate
14	Meishay Gattis	So.	6-2	185	Chapel Hill, N.C./Cushing Academy
35	Peter Guarasci	So.	6-9	225	Niagara Falls, Ontario/A.N. Myer
32	Johnnie Jones	Sr.	6-1	185	Bridgeport, Conn./Brewster Academy
23	Craig Martin	Sr.	6-4	195	Roselle, N.J./Abraham Clark
34	Aaron Seymour	So.	6-7	215	Mustang, Okla./Mustang
22	Scott Sytulek	Jr.	6-5	210	New Britain, Conn./St. Thomas Aquinas

Head Coach: Paul Cormier

Assistant Coaches: Kevin Clark, Mark Calzonetti, Art Dyer

Final Statistics

Player	G/GS	FGs-A	Pct.	3pt-A	Pct.	FTs-A	Pct.	Rebs-Avg	A	BL	S	Pts-Avg
Shannon Bowman	26-25	131-224	.585	0-2	.000	80-115	.697	150-5.8	52	15	32	342-13.2
Scott Sytulek	24-22	109-217	.502	19-52	.365	47-79	.595	112-4.7	34	9	16	284-11.8
Craig Martin	26-16	99-224	.442	37-82	.451	28-34	.824	60-2.3	23	7	22	263-10.1
Meishay Gattis	26-8	79-195	.405	43-107	.402	16-41	.390	37-1.4	29	1	11	217-8.3
Greg Francis	27-6	65-181	.359	37-109	.339	48-68	.708	91-3.4	23	6	19	215-6.0
Johnnie Jones	27-27	69-157	.439	10-37	.270	44-75	.587	96-3.6	87	1	28	192-7.1
Aaron Seymour	27-11	62-111	.559	0-0	.000	20-41	.488	83-3.1	19	13	13	144-5.3
Derrick Dunlap	27-6	43-101	.426	2-7	.286	36-49	.739	62-2.3	81	2	26	124-4.6
Peter Guarasci	17-12	28-66	.424	0-0	.000	17-25	.680	77-4.5	7	21	4	73-4.3
Scott English	23-2	24-77	.312	8-22	.364	15-17	.882	39-1.7	6	17	6	71-3.1
Sean Clarke	5-0	2-8	.250	0-0	.000	0-0	.000	8-1.6	0	4	0	4-0.8
Eric Munt	2-0	0-0	.000	0-0	.000	0-0	.000	0-0.0	0	0	0	0-0.0
John Short	5-0	0-1	.000	0-1	.000	0-0	.000	3-0.6	0	0	0	0-0.0
Fairfield Totals	27-27	711-1562	.455	156-419	.372	381-544	.645	898-33.3	361	96	177	1929-71.4
Opponent Totals	27-27	738-1527	.483	149-384	.388	467-667	.700	967-35.8	382	84	158	2092-77.5



1994-95 Season

Results (13-15 overall)

11/26	Akron	W, 74-64
11/29	Toledo	W, 92-59
12/2	vs. Southeast Missouri [^]	L, 75-82
12/3	vs. Alcorn State [^]	W, 99-75
12/7	Hartford	W, 97-88
12/10	at Kent State	L, 49-50
12/13	Monmouth	W, 66-48
12/23	at Connecticut&	L, 68-85
12/28	at Sacramento State+	W, 78-63
12/29	vs. Georgetown+	L, 42-87
1/4	at Texas Christian	L, 82-91
1/9	at Siena*	W, 59-58
1/12	at St. Peter's*	L, 61-71
1/14	Iona*	W, 75-66
1/17	Canisius*	L, 57-72
1/20	at Loyola*	W, 69-66
1/22	Niagara*	W, 93-79
1/28	at Manhattan*	L, 58-62
2/2	Siena*	W, 74-66
2/4	at Marist=	L, 53-65
2/8	St. Peter's*	L, 62-64
2/11	at Niagara*	L, 59-79
2/13	at Canisius*	L, 60-73
2/20	Manhattan*	L, 56-65
2/23	at Iona*	W, 63-58
2/26	Loyola*	L, 60-64
3/4	vs. Iona@	W, 81-79
3/5	vs. Manhattan@	L, 69-82

& - Hartford Civic Center; * - MAAC Game;
[^] - River City Classic (SE Missouri State)
 = - Madison Square Garden
 @ - MAAC Tournament (Albany, N.Y.)

Varsity Roster

No.	Name	Cl.	Ht.	Wt.	Hometown/High School
35	Shannon Bowman	So.	6-4	245	Dorchester, Mass./Beaver Country Day
24	Trevor Browning	Fr.	5-11	155	Rutherford, N.J./Rutherford
44	Sean Clarke	Jr.	6-6	215	Kettering, Ohio/Alter
50	Eliezer Cohen	So.	6-8	235	Raanana, Israel/Rotberg
42	Joe English	Sr.	6-9	215	Phoenix, Ariz./Mesa C.C.
12	Greg Francis	So.	6-3	185	Toronto, Ontario/Oakwood Collegiate
14	Meishay Gattis	Jr.	6-2	165	Chapel Hill, N.C./Cushing Academy
21	Brandon Jubrey	Fr.	6-3	190	Windsor, Conn./Windsor
3	Shane Miller	Fr.	6-5	185	Bloomfield, Ind./Bloomfield
25	Ross Peacock	Jr.	6-3	185	Nashua, N.H./Champlain C.C.
34	Aaron Seymour	Jr.	6-7	215	Mustang, Okla./Mustang
22	Scott Sytulek	Sr.	6-5	210	New Britain, Conn./St. Thomas Aquinas
55	Jeff Taylor	Fr.	6-7	200	Roseau, Minn./Roseau
32	Brent Wall	Fr.	6-2	170	Ann Arbor, Mich./Pioneer

Head Coach: Paul Cormier

Assistant Coaches: Mark Calzonetti, Art Dyer, Chris Maher

Final Statistics

Player	G/GS	FGs-A	Pct.	3pt-A	Pct.	FTs-A	Pct.	Rebs-Avg	A	BL	S	Pts-Avg
Greg Francis	28-28	132-312	.423	50-147	.340	104-126	.825	107-3.8	84	9	31	418-14.9
Shannon Bowman	28-28	152-265	.574	1-5	.200	106-170	.624	172-6.1	79	20	43	411-14.7
Scott Sytulek	22-22	98-198	.495	27-68	.397	39-54	.722	76-3.5	39	7	14	262-11.9
Sean Clarke	28-2	93-147	.633	8-17	.471	28-42	.667	167-6.0	17	17	20	222-7.9
Brent Wall	28-25	63-166	.380	48-119	.403	10-15	.667	45-1.6	61	2	14	184-5.6
Eliezer Cohen	28-27	58-118	.492	0-2	.000	34-57	.596	108-3.9	42	16	16	150-5.4
Shane Miller	19-0	38-79	.481	18-40	.450	8-12	.667	28-1.5	21	1	8	102-5.4
Meishay Gattis	27-8	30-79	.380	8-29	.276	13-23	.565	29-1.1	38	2	7	81-3.0
Joe English	14-0	10-24	.417	2-7	.286	7-8	.875	15-1.1	1	4	0	29-2.1
Aaron Seymour	24-0	9-27	.333	0-0	.000	7-16	.438	38-1.6	8	3	1	25-1.0
Brandon Jubrey	12-0	6-25	.240	5-16	.313	5-10	.500	9-0.8	3	0	1	22-1.8
Ross Peacock	24-0	3-18	.167	3-11	.273	3-5	.600	10-0.4	24	0	2	12-0.5
Trevor Browning	7-0	1-3	.333	0-1	.000	0-0	.000	0-0.0	1	0	1	2-0.3
Jeff Taylor	8-0	0-4	.000	0-0	.000	1-2	.500	4-0.5	0	0	0	1-0.1
Fairfield Totals	28-28	693-1465	.473	170-462	.368	365-540	.676	893-31.9	418	81	158	1921-68.6
Opponent Totals	28-28	685-1555	.441	127-359	.354	464-694	.669	974-34.8	359	79	189	1961-70.0



1995-96 Season

Results (20-10 overall)

11/25	at Monmouth	W, 81-79
11/28	at Hartford	W, 79-71
12/1	vs. Western Illinois [^]	W, 62-59
12/2	at Montana [^]	L, 62-92
12/5	Southeast Missouri	W, 73-65
12/7	Sacramento State	W, 75-60
12/9	at Akron	W, 83-82
12/23	at Connecticut	L, 52-86
1/2	Wagner	W, 95-86
1/6	Canisius*	L, 56-63
1/8	Fordham	L, 62-76
1/11	Colgate	W, 92-82
1/18	Manhattan*	W, 75-65
1/21	at Siena*	W, 60-47
1/26	at Niagara*	W, 71-69
1/28	at Canisius*	L, 72-82
1/30	at Manhattan*	L, 73-81
2/3	Marist=	L, 69-80
2/6	at St. Peter's*	W, 75-63
2/10	Niagara*	W, 72-64
2/13	Loyola*	W, 71-68
2/16	St. Peter's*	W, 74-65
2/19	at Iona*	L, 61-67
2/22	at Loyola*	W, 70-59
2/26	Iona	W, 82-67
3/2	vs. St. Peter's@	W, 69-64
3/3	vs. Niagara@	W, 70-47
3/4	vs. Canisius@	L, 46-52
	Providence#	L, 79-91

[^] - Coca Cola Classic (Missoula, Mon.)

* - MAAC Game; = - Madison Square Garden;

@ - MAAC Tournament (Albany, N.Y.)

- NIT Game (New Haven Coliseum)

Varsity Roster

No.	Name	Cl.	Ht.	Wt.	Hometown/High School
25	Didier Boucard	Fr.	6-4	185	Laval, Canada/College Jean De Brebeuf
35	Shannon Bowman	Jr.	6-4	235	Dorchester, Mass./Beaver Country Day
22	Tralance Bruno	Fr.	6-4	190	Cincinnati, Ohio/Withrow
44	Sean Clarke	Sr.	6-6	225	Kettering, Ohio/Alter
50	Eliezer Cohen	Jr.	6-8	235	Raanana, Israel/Rotberg
23	Kyle Commodore	Fr.	5-11	170	Bridgeport, Conn./St. Joseph's
12	Greg Francis	Jr.	6-3	185	Toronto, Ontario/Oakwood Collegiate
14	Meishay Gattis	Sr.	6-1	190	Chapel Hill, N.C./Cushing Academy
42	Mike Horan	Fr.	6-8	230	Donora, Pa./Ringgold
21	Brandon Jubrey	So.	6-3	190	Windsor, Conn./Windsor
3	Shane Miller	So.	6-5	200	Bloomfield, Ind./Bloomfield
55	Peter Van Rij	Fr.	6-9	215	Rotterdam, Netherlands/Comanius
34	Aaron Seymour	Sr.	6-7	215	Mustang, Okla./Mustang
32	Brent Wall	So.	6-2	170	Ann Arbor, Mich./Pioneer

Head Coach: Paul Cormier

Assistant Coaches: Mark Calzonetti, Art Dyer, Mike McCleary

Final Statistics

Player	G/GS	FGs-A	Pct.	3pt-A	Pct.	FTs-A	Pct.	Rebs-Avg	A	BL	S	Pts-Avg
Greg Francis	30-30	160-357	.448	80-207	.386	94-133	.707	155-5.2	81	15	29	494-16.5
Shannon Bowman	30-30	156-299	.522	3-14	.214	118-156	.756	200-6.7	86	16	36	433-14.4
Shane Miller	25-22	107-210	.510	49-105	.467	80-95	.842	72-2.9	38	2	17	343-13.7
Kyle Commodore	30-1	72-188	.383	51-139	.367	59-73	.808	43-1.4	112	0	42	254-8.5
Sean Clarke	30-1	59-114	.518	1-9	.111	37-49	.755	123-4.1	18	25	10	156-5.2
Eliezer Cohen	30-23	52-104	.500	0-1	.000	26-38	.684	68-2.3	41	8	14	130-4.3
Didier Boucard	30-8	45-107	.421	0-4	.000	30-49	.612	120-4.0	19	16	22	120-4.0
Meishay Gattis	30-29	37-114	.325	11-53	.208	15-29	.517	43-1.4	44	5	14	100-3.3
Mike Horan	28-4	27-68	.397	0-3	.000	13-29	.448	72-2.6	17	7	7	67-2.4
Peter Van Rij	15-0	3-10	.300	0-1	.000	6-9	.667	11-0.7	3	3	1	12-0.8
Aaron Seymour	15-2	3-10	.300	0-0	.000	4-8	.500	9-0.6	0	2	0	10-0.7
Brandon Jubrey	12-0	1-7	.143	0-4	.000	2-4	.500	2-0.2	4	1	0	4-0.3
Tralance Bruno	12-0	1-6	.167	0-0	.000	1-4	.250	3-0.3	2	0	1	3-0.3
Chris Pultz	4-0	0-1	.000	0-0	.000	1-2	.500	0-0.0	0	0	0	1-0.3
Fairfield Totals	30-30	723-1595	.453	195-540	.361	486-678	.717	1023-34.1	465	100	193	2127-70.9
Opponent Totals	30-30	734-1670	.440	132-420	.314	489-705	.694	1020-34.0	415	111	229	2089-69.6



Meishay Gattis
1995-96 Captain

1996-97 Season

Results (11-19 overall)

11/23	East Carolina	L, 64-81
11/26	at Colgate	W, 82-77
11/30	Central Michigan	W, 82-63
12/3	at Wagner	W, 86-71
12/6	vs. Santa Clara^	L, 60-64
12/7	at San Francisco^	L, 62-70
12/21	at Connecticut&	L, 58-68
12/31	at Southern Utah	W, 78-51
1/6	Canisius*	L, 60-75
1/8	at Fordham	L, 53-57
1/11	Central Connecticut	W, 56-54
1/15	Boston College	L, 79-81
1/18	at Iona*	L, 70-81
1/20	at Siena*	L, 58-66
1/24	St. Peter's*	L, 52-58
1/26	Siena*	W, 74-64
1/29	at Manhattan*	L, 49-65
1/31	Loyola*	L, 53-58
2/5	at St. Peter's*	L, 58-71
2/8	at Canisius*+	L, 45-91
2/10	at Niagara*+	L, 60-65
2/12	vs. Marist=	W, 84-75
2/15	Manhattan*	W, 68-67
2/18	Iona*	L, 64-74
2/21	Niagara*	L, 72-75
2/23	at Loyola*	L, 59-67
3/1	vs. Iona@	W, 80-71
3/2	vs. St. Peter's@	W, 73-61
3/3	vs. Canisius@	W, 78-72
3/13	vs. North Carolina#	L, 74-82

& - Hartford Civic Center; * - MAAC Game;
 ^ - Cable Car Classic (San Francisco, Calif.)
 = - Madison Square Garden
 @ - MAAC Tournament (Buffalo, N.Y.)
 # - NCAA Tournament (Winston-Salem, N.C.)

Varsity Roster


No.	Name	Cl.	Ht.	Wt.	Hometown/High School
25	Didier Boucard	So.	6-4	185	Laval, Canada/College Jean De Brebeuf
35	Shannon Bowman	Sr.	6-4	235	Dorchester, Mass./Beaver Country Day
34	Andy Buzbee	Fr.	6-6	195	Paoli, Pa./Archbisho Carroll
23	Kyle Commodore	So.	5-11	170	Bridgeport, Conn./St. Joseph's
44	Sunday Eniojukan	Fr.	6-7	215	Beaconsfield, Quebec/John Abbott College
12	Greg Francis	Sr.	6-3	185	Toronto, Ontario/Oakwood Collegiate
50	Sean Groer	Jr.	6-9	215	Lexington, Mass./Lexington
42	Mike Horan	So.	6-9	230	Donora, Pa./Ringgold
21	Brandon Jubrey	Jr.	6-3	190	Windsor, Conn./Windsor
3	Shane Miller	Jr.	6-5	200	Bloomfield, Ind./Bloomfield
33	Darren Phillip	Fr.	6-6	210	Brooklyn, N.Y./South Shore
4	John Tice	Fr.	6-4	215	Bayville, N.J./Central Regional
55	Peter Van Rij	So.	6-9	215	Rotterdam, Netherlands/Comanus
22	Brent Wall	Jr.	6-2	170	Ann Arbor, Mich./Pioneer
14	Pete Williams	Fr.	6-1	170	Teaneck, N.J./St. Peter's Prep

Head Coach: Paul Cormier

Assistant Coaches: Mark Calzonetti, Art Dyer, Mike McCleary

Final Statistics

Player	G/GS	FGs-A	Pct.	3pt-A	Pct.	FTs-A	Pct.	Rebs-Avg	A	BL	S	PtsgAvg
Greg Francis	30-30	138-351	.393	63-184	.342	104-144	.722	122-4.1	74	7	39	443-14.8
John Tice	30-8	91-229	.397	27-90	.300	60-95	.632	65-2.2	54	24	22	269-9.0
Shannon Bowman	24-17	83-166	.500	0-4	.000	69-93	.742	97-4.0	50	13	26	235-9.8
Didier Boucard	29-25	79-166	.476	0-6	.000	57-96	.594	181-6.2	48	37	30	215-7.4
Kyle Commodore	29-17	56-157	.357	37-114	.325	17-38	.447	48-1.7	78	0	39	166-5.7
Sunday Eniojukan	30-14	62-124	.500	0-0	.000	39-81	.481	128-4.3	8	9	11	163-5.4
Andy Buzbee	29-12	44-98	.449	0-2	.000	21-32	.656	90-3.1	12	3	20	109-3.8
Brent Wall	28-3	29-80	.363	25-68	.368	18-31	.581	32-1.1	35	0	13	101-3.6
Darren Phillip	16-5	37-85	.435	0-0	.000	19-45	.422	71-4.4	9	2	5	93-5.8
Shane Miller	6/6	26-51	.510	11-25	.440	16-21	.762	16-2.7	7	2	5	79-13.2
Peter Van Rij	24-6	27-58	.466	0-0	.000	12-30	.400	40-1.7	9	8	4	66-2.8
Mike Horan	24-7	14-37	.378	0-1	.000	5-9	.556	42-1.8	2	2	3	33-1.4
Brandon Jubrey	4/0	2-4	.500	0-0	.000	4-8	.500	6-1.5	2	0	2	8-2.0
Pete Williams	10-0	2-3	.667	2-3	.667	3-4	.750	2-0.2	0	0	0	9-0.9
Sean Groer	3-0	0-0	.000	0-0	.000	2-3	.667	4-1.3	0	0	0	2-0.7
Fairfield Totals	30-30	690-1609	.429	165-497	.332	446-730	.611	1065-35.5	388	107	219	1991-66.4
Opponent Totals	30-30	735-1671	.440	154-485	.318	451-663	.680	1069-35.6	407	119	228	2075-69.2



1997-98 Season

Results (12-15 overall)

11/15	at Portland	L, 55-72
11/21	Brown^	W, 78-47
11/22	Hofstra^	W, 77-64
11/29	Fordham	W, 82-71
12/4	at Hartford#&	W, 87-81
12/5	Yale#&	W, 52-41
12/10	at Boston College	L, 65-77
12/30	at Connecticut&	L, 63-90
1/3	at Iona*	L, 68-90
1/6	Loyola*	W, 92-84
1/10	Canisius*	L, 58-60
1/13	at Marist*	L, 71-73
1/16	at Manhattan*	L, 68-77
1/20	at Siena	W, 60-59
1/22	Marist*	W, 82-68
1/25	at Loyola*	L, 80-86
1/27	Manhattan*	L, 60-61
1/31	at Niagara*	L, 77-82
2/3	Rider*	L, 46-71
2/6	St. Peter's*	W, 67-62
2/8	Niagara*	W, 70-66
2/12	at Rider*	L, 62-66
2/14	Iona	L, 68-78
2/17	Siena*	W, 92-84
2/19	at Canisius*	L, 61-73
2/22	at St. Peter's*	W, 82-67
3/3	vs. Marist@	L, 73-74

^ - AT&T Shootout (Fairfield, Conn.)

* - MAAC Game; # - Phoenix Classic;

@ - MAAC Tournament (Albany, N.Y.)

Varsity Roster


No.	Name	Cl.	Ht.	Wt.	Hometown/High School
25	Didier Boucard	Jr.	6-4	185	Laval, Canada/College Jean DeBrebeuf
34	Andy Buzbee	So.	6-6	195	Paoli, Pa./Archbishop Carroll
23	Kyle Commodore	Jr.	5-11	170	Bridgeport, Conn./St. Joseph's
44	Sunday Eniojukan	So.	6-7	215	Beaconsfield, Quebec/John Abbott College
12	Charles "Boo" Farrow	Fr.	6-0	165	Whitesboro, N.J./Middletown Township
42	Mike Horan	Jr.	6-9	230	Donora, Pa./Ringgold
3	Shane Miller	Jr.	6-5	200	Bloomfield, Ind./Bloomfield
33	Darren Phillip	So.	6-6	210	Brooklyn, N.Y./South Shore
35	Chris Rivers	Fr.	6-7	185	Middleburg, Fla./Middleburg
21	Leroy Robertson	Fr.	6-3	185	Brooklyn, N.Y./Boys and Girls
4	John Tice	So.	6-4	215	Bayville, N.J./Central Regional

Head Coach: Paul Cormier

Assistant Coaches: Mark Calzonetti, Art Dyer, Mike McCleary

Final Statistics

Player	G/GS	FGs-A	Pct.	3pt-A	Pct.	FTs-A	Pct.	Rebs-Avg	A	BL	S	Pts-Avg
John Tice	26-9	107-268	.399	29-100	.290	67-110	.609	66-2.5	65	24	30	310-11.9
Didier Boucard	27-26	107-192	.557	1-3	.333	62-107	.579	177-6.6	42	56	44	277-10.3
Shane Miller	26-22	76-200	.380	33-88	.375	50-61	.820	60-2.3	26	4	15	235-9.0
Darren Phillip	20-17	80-149	.537	0-0	.000	53-96	.552	124-6.2	28	9	15	213-10.7
Kyle Commodore	27-26	52-153	.340	33-104	.317	33-45	.733	47-1.7	79	2	54	170-6.3
Sunday Eniojukan	27-23	67-126	.532	0-0	.000	35-73	.479	133-4.9	17	16	12	169-6.3
Leroy Robertson	24-0	44-120	.367	9-50	.180	40-54	.741	33-1.4	31	0	13	137-5.7
Andy Buzbee	27-9	38-81	.444	0-2	.000	49-68	.721	106-3.9	12	5	13	121-4.5
Boo Farrow	21-1	32-82	.390	12-35	.343	23-33	.697	19-0.9	46	1	12	99-4.7
Chris Rivers	23-0	34-69	.493	0-0	.000	21-30	.700	48-2.1	3	4	3	89-3.9
Mike Horan	19-2	23-48	.479	1-5	.200	26-36	.722	60-3.2	6	5	6	73-3.8
Kevin Kuper	3-0	1-1	1.000	0-0	.000	1-1	1.000	0-0.0	0	0	0	3-1.0
Mike Fitzpatrick	2-0	0-2	.000	0-1	.000	0-0	.000	1-0.5	1	0	0	0-0.0
Fairfield Totals	27-27	659-1491	.442	118-388	.304	460-714	.644	985-36.5	356	126	217	1896-70.2
Opponent Totals	27-27	654-1480	.442	142-436	.326	474-637	.744	909-33.7	355	84	193	1924-71.3



1998-99 Season

Results (12-15 overall)

11/14	at Duke	L, 66-98
11/20	Long Island^	W, 85-60
11/21	George Mason^	W, 93-91
11/28	at Boston College	W, 75-70
12/2	at Central Michigan	W, 86-85
12/5	at Loyola*	W, 75-69
12/7	Rider	L, 68-88
12/12	San Francisco	W, 95-73
12/23	at Connecticut	L, 67-102
1/3	vs. Marist*	L, 77-78
1/6	Niagara*	L, 82-92
1/8	at St. Peter's*	W, 70-68
1/12	Siena*	L, 82-96
1/14	Canisius*	W, 71-70
1/17	Manhattan*	W, 83-64
1/21	at Iona	W, 88-74
1/23	Loyola*	L, 72-75
1/26	at Manhattan*	W, 73-70
1/28	St. Peter's*	L, 75-82
2/1	at Siena*	L, 80-95
2/3	vs. Fordham=	L, 79-87
2/6	at Rider*	L, 71-83
2/11	at Canisius*	L, 72-76
2/13	at Niagara*	L, 93-95
2/18	Iona*	L, 67-96
2/20	Marist*	W, 94-78
2/26	vs. Loyola@	L, 72-75

^ - AT&T Shootout (Fairfield, Conn.);

* - MAAC Game;

@ - MAAC Tournament (Buffalo, N.Y.)

Varsity Roster

No.	Name	Cl.	Ht.	Wt.	Hometown/High School
25	Didier Boucard	Sr.	6-4	185	Laval, Quebec /College Jean DeBrebeuf
34	Andy Buzbee	Jr.	6-6	195	Paoli, Pa. /Archbishop Carroll
11	Jermaine Clark	Fr.	6-5	185	Jamaica, N.Y. /St. Patrick's (N.J.)
23	Kyle Commadore	Jr.	5-11	170	Bridgeport, Conn./St. Joseph's
13	Sunday Eniojukan	Jr.	6-7	215	Beaconsfield, Quebec /John Abbott College
3	Charles "Boo" Farrow	So..	6-0	165	Whitesboro, N.J. /Middletown Prep/
42	Mike Horan	Sr.	6-0	230	Donora, Pa. /Ringgold/
5	Darren Phillip	Jr.	6-6	210	Brooklyn, N.Y. /South Shore/
35	Chris Rivers	So.	6-7	185	Middleburg, Fla./Middleburg
21	Leroy Robertson	So.	6-3	185	Brooklyn, N.Y./Boys and Girls
50	Matt Smith	So.	7-0	200	Victoria, Australia /Sale College
40	Kyle Walsh	Fr.	6-3	180	White Plains, N.Y./Archbishop Stepinac

Head Coach: Tim O'Toole

Assistant Coaches: Fred Quartlebaum, Jerry Hobbie, Matt Roe

Final Statistics

Player	G/GS	FGs-A	Pct.	3pt-A	Pct.	FTs-A	Pct.	Rebs-Avg	A	BL	S	Pts-Avg
Darren Phillip	27-27	157-279	.563	0-1	.000	137-201	.682	268-9.9	29	4	37	451-16.7
Jermaine Clark	27-27	137-381	.360	69-218	.317	90-158	.570	80-3.0	68	4	43	433-16.0
Didier Boucard	26-26	141-267	.528	4-11	.364	81-174	.466	207-8.0	29	56	38	367-14.1
Kyle Commadore	27-26	66-228	.289	41-174	.236	53-80	.663	59-2.2	101	1	74	226-8.4
Chris Rivers	27-0	72-151	.472	10-37	.270	36-52	.692	70-2.6	9	6	13	190-7.0
Boo Farrow	25-1	60-159	.377	9-39	.231	47-64	.734	47-1.9	86	2	32	176-7.0
Andy Buzbee	27-27	62-162	.383	30-87	.345	20-33	.606	111-4.1	29	2	28	174-6.4
Sunday Eniojukan	26-1	19-44	.432	0-0	.000	14-34	.412	56-2.2	8	7	10	52-2.0
Kyle Walsh	19-0	4-12	.333	1-1	1.000	8-10	.800	9-0.5	6	0	2	17-0.9
Matt Smith	20-0	6-14	.429	0-0	.000	3-7	.429	16-0.8	0	3	1	15-0.8
Mike Horan	22-0	3-12	.250	0-0	.000	2-10	.200	20-0.9	2	3	2	8-0.4
Joe Dreyer	9-0	1-5	.200	0-0	.000	0-1	.000	3-0.3	3	1	1	2-0.2
Fairfield Totals	27-27	728-1714	.425	164-568	.289	491-824	.596	1069-39.6	370	89	281	2111-78.2
Opponent Totals	27-27	736-1601	.460	133-408	.326	585-838	.698	1093-40.5	406	125	218	2190-81.1



1999-00 Season

Results (14-15 overall)

11/19	at Kansas	L, 71-97
11/21	at UNLV	L, 68-92
11/23	at UCLA	L, 57-76
11/29	vs. Fordham!	L, 68-80
12/2	Iona*	W, 97-81
12/5	at Canisius*	L, 86-89
12/11	at Cent. Connecticut	W, 85-82
12/23	at Connecticut&	L, 60-84
12/29	Northern Illinois	W, 75-63
12/31	East Carolina	L, 89-92
1/5	at Marist*	W, 78-72
1/8	at Siena*=	L, 83-88
1/15	at St. Peter's*	W, 73-62
1/18	Loyola*	W, 79-60
1/21	Canisius*	W, 69-57
1/23	Niagara*	W, 85-78
1/26	at Manhattan*	L, 93-100
1/30	at Iona*	L, 73-90
2/2	St. Peter's*	W, 79-76
2/5	at Rider*	W, 74-71
2/7	at George Mason	L, 61-77
2/11	Marist*	L, 81-84
2/13	at Niagara*	L, 74-77
2/18	at Loyola*	W, 72-55
2/20	Manhattan*	W, 85-77
2/24	at Siena*	L, 84-88
2/26	Rider*	W, 84-70
3/4	vs. Manhattan@	W, 67-50
3/5	vs. Iona@	L, 72-76

! - Continental Airlines Arena (E. Rutherford);

& - Hartford Civic Center

= - Madison Square Garden

@ - MAAC Tournament (Albany, N.Y.)

Varsity Roster

No.	Name	Cl.	Ht.	Wt.	Hometown/High School
34	Andy Buzbee	Sr.	6-6	195	Paoli, Pa./Archbishop Carroll
11	Jermaine Clark	So.	6-5	185	Jamaica, N.Y./St. Patrick's (N.J.)
44	Nick Delfico	Fr.	6-3	185	New Rochelle, N.Y./Iona Prep
21	Joe Dreyer	So.	5-11	165	Leonia, N.J./Leonia
13	Sunday Eniojukan	Sr.	6-7	215	Beaconsfield, Quebec/John Abbott
3	Charles "Boo" Farrow	Jr.	6-0	165	Whitesboro, N.J./Middletown Twp.
25	Oscar Garcia	Fr.	6-8	230	Leon, Spain/Notre Dame Prep
42	Jeremy Logan	Fr.	6-5	190	New Rochelle, N.Y./Milford Academy
5	Darren Phillip	Sr.	6-6	210	Brooklyn, N.Y./South Shore
4	Mark Price	Fr.	6-1	175	Buffalo, N.Y./Riverside
35	Chris Rivers	Jr.	6-7	185	Middleburg, Fla./Middleburg
12	Leroy Robertson	Jr.	6-3	185	Brooklyn, N.Y./Boys and Girls
0	Sam Spann	So.	6-5	200	Huntsville, Ala./Butler
40	Kyle Walsh	So.	6-3	180	White Plains, N.Y./Archbishop Stepinac
30	Mike Young	Fr.	6-5	175	Franklin, Mass./Xaverian Brothers

Head Coach: Tim O'Toole

Assistant Coaches: Al Eford, Jerry Hobbie, Matt Roe

Final Statistics

Player	G/GS	FGs-A	Pct.	3pt-A	Pct.	FTs-A	Pct.	Rebs-Avg	A	BL	S	Pts-Avg
Darren Phillip	29-28	154-286	.538	0-0	.000	153-208	.736	405-14.0	59	13	28	461-15.9
Jermaine Clark	29-29	111-323	.344	53-179	.296	77-108	.713	96-3.3	93	8	35	352-12.1
Jeremy Logan	29-26	108-211	.512	0-2	.000	87-117	.744	87-3.0	30	7	27	303-10.4
Chris Rivers	29-24	87-209	.416	33-88	.375	44-55	.800	55-1.9	25	5	12	251-8.7
Sam Spann	22-19	52-122	.426	1-7	.143	26-42	.619	73-3.3	24	16	25	131-6.0
Mark Price	29-5	52-184	.283	23-79	.291	45-59	.763	49-1.7	38	2	15	172-5.9
Leroy Robertson	29-3	57-131	.435	22-52	.423	36-50	.720	41-1.4	27	3	26	172-5.9
Oscar Garcia	28-1	52-96	.542	5-14	.357	30-48	.625	53-1.9	6	0	16	139-5.0
Nick Delfico	29-2	39-106	.368	8-38	.211	20-32	.625	52-1.8	41	5	25	106-3.7
Andy Buzbee	29-7	32-78	.410	12-37	.324	26-35	.743	112-3.9	22	6	24	102-3.5
Boo Farrow	11-1	4-15	.267	0-1	.000	5-7	.714	7-0.6	13	0	9	13-1.2
Kyle Walsh	19-0	1-6	.167	0-0	.000	9-10	.900	4-0.2	3	0	4	11-0.6
Mike Young	11-0	1-2	.500	0-0	.000	1-2	.500	0-0.0	0	0	0	3-0.3
Joe Dreyer	12-0	1-2	.500	0-0	.000	1-4	.250	3-0.3	0	0	0	3-0.3
Sunday Eniojukan	16-0	1-11	.091	0-0	.000	1-8	.125	20-1.3	4	5	1	3-0.2
Fairfield Totals	29-29	752-1782	.422	.157-497	.316	561-785	.713	1199-41.3	383	70	247	2222-76.6
Opponent Totals	29-29	823-1825	.451	172-548	.314	426-593	.716	1064-36.7	480	155	215	2244-77.4



2000-01 Season

Results (12-16 overall)

1/14	at Villanova [^]	L, 85-101
1/18	at Rhode Island	L, 61-86
12/1	vs. Virginia Tech [%]	L, 61-65
12/2	vs. Akron [%]	W, 71-53
12/6	Iona [*]	L, 83-89 ot
12/10	at Loyola ^{&}	W, 70-69
12/12	at St. Francis N.Y.	W, 91-83
12/22	at Connecticut ^{&}	L, 66-100
12/28	at Northern Illinois	W, 67-62
12/30	at DePaul	L, 75-85
1/3	Niagara [*]	L, 84-88
1/5	at Iona [*]	L, 67-79
1/10	at Niagara [*]	W, 84-82 (2 ot)
1/12	Rider [*]	L, 60-64
1/15	vs. Marist ⁺	W, 85-67
1/20	George Mason	W, 95-86
1/22	at Manhattan [*]	L, 71-85
1/28	at Siena [*]	L, 53-71
1/30	Manhattan [*]	L, 65-80
2/2	at Canisius [*]	W, 91-85 ot
2/4	vs. Marist ⁼	L, 72-83
2/10	St. Peter's [*]	W, 82-68
2/12	Canisius [*]	W, 98-93
2/16	Siena [*]	L, 46-65
2/18	at Rider [*]	W, 74-69
2/22	at St. Peter's [*]	L, 68-70
2/25	Loyola [*]	W, 86-63
3/2	vs. Loyola [@]	L, 58-60

[^] - Preseason NIT;

[%] - Carrier Classic (Syracuse, N.Y.);

[&] - Hartford Civic Center; ^{*} - MAAC Game;

⁺ - Pepsi Arena (Albany, N.Y.);

⁼ - Madison Square Garden

[@] - MAAC Tournament (Buffalo, N.Y.)

Varsity Roster

No.	Name	Cl.	Ht.	Wt.	Hometown/High School
11	Jermaine Clark	Jr.	6-5	190	Jamaica, N.Y./St. Patrick's (N.J.)
30	Matt Colford	Fr.	6-5	180	Middletown, N.J./Middletown North
44	Nick Delfico	So.	6-5	215	New Rochelle, N.Y./Iona Prep
3	Charles "Boo" Farrow	Sr.	6-0	175	Whitesboro, N.J./Middletown Twp.
10	Dan Galvanoni	Jr.	6-1	180	Simi Valley, Calif./Capistrano Prep
25	Oscar Garcia	So.	6-8	215	Leon, Spain/Notre Dame Prep
13	Jeremy Logan	So.	6-5	190	Bronx, N.Y./Milford Academy
50	John Morin	Fr.	6-5	190	Allendale, N.J./Allendale
35	Chris Rivers	Sr.	6-6	215	Middleburg, Fla./Middleburg
12	Leroy Robertson	Sr.	6-2	170	Brooklyn, N.Y./Boys and Girls
0	Sam Spann	Jr.	6-5	220	Huntsville, Ala./Butler
32	Rob Thomson	Fr.	6-10	200	Hellertown, Pa./Saucon Valley
4	Keith Urgo	Jr.	5-11	180	Washington, D.C./Gonzaga
40	Kyle Walsh	Jr.	6-3	180	White Plains, N.Y./Archbishop Stepinac
30	Mike Young	So.	6-5	175	Franklin, Mass./Xaverian Brothers

Head Coach: Tim O'Toole

Assistant Coaches: Al Eford, Jerry Hobbie, Matt Roe

Final Statistics

Player	G/GS	FGs-A	Pct.	3pt-A	Pct.	FTs-A	Pct.	Rebs-Avg	A	BL	S	Pts-Avg
Sam Spann	26-26	165-306	.539	4-12	.333	87-130	.669	265-9.5	48	23	47	421-15.0
Chris Rivers	28-24	139-310	.448	28-91	.306	97-119	.815	126-4.5	21	8	26	403-14.4
Jeremy Logan	14-13	55-126	.437	5-12	.417	50-69	.725	55-3.9	24	5	14	165-11.8
Jermaine Clark	26-16	80-233	.343	45-146	.308	96-129	.744	96-3.7	75	1	39	301-11.6
Rob Thomson	28-27	72-144	.500	0-0	.000	81-116	.698	154-5.5	10	55	19	225-8.0
Oscar Garcia	27-2	52-118	.441	2-12	.167	46-64	.719	92-3.4	7	5	11	152-5.6
Nick Delfico	28-7	58-149	.389	12-47	.255	14-25	.560	68-2.4	31	1	14	142-5.3
Boo Farrow	24-14	42-104	.404	1-10	.100	31-38	.816	41-1.7	91	9	29	116-4.8
Dan Galvanoni	21-9	28-86	.326	19-62	.306	21-30	.700	46-2.2	39	2	19	96-4.6
Leroy Robertson	8-2	7-23	.280	2-14	.143	2-2	1.000	6-0.8	10	0	0	18-2.3
Matt Colford	9-0	4-6	.667	0-0	.000	1-2	.500	3-0.3	1	0	1	9-1.0
John Morin	4-0	1-5	.200	0-2	.000	2-4	.500	3-0.8	0	2	0	4-1.0
Kyle Walsh	15-0	3-6	.500	0-1	.000	5-10	.500	3-0.2	3	1	3	11-0.7
Keith Urgo	11-0	2-6	.333	0-1	.000	2-2	1.000	7-0.6	6	1	2	6-0.5
Fairfield Totals	28-28	708-1624	.436	118-410	.288	535-740	.723	1049-37.5	366	113	224	2069-73.9
Opponent Totals	28-28	784-1672	.469	206-544	.379	377-575	.656	972-34.7	481	117	203	2151-76.8



2001-02 Season

Results (12-17 overall)

11/16	at Harvard	L, 62-68
11/20	at Michigan	L, 59-88
11/27	Rhode Island	L, 57-59
12/6	Iona*	L, 78-82 ot
12/8	vs. DePaul=	L, 90-94
12/11	St. Francis N.Y.	W, 75-71
12/28	at UNC-Wilmington	L, 57-82
1/3	at Canisius*	W, 77-69
1/5	at American	L, 67-68
1/8	St. Peter's	W, 95-75
1/10	at Manhattan	L, 72-88
1/12	at Niagara*	L, 77-79
1/14	Rider*	W, 69-57
1/18	at Iona*	L, 79-90
1/20	at Loyola*	W, 64-53
2/23	Loyola*	W, 72-48
1/26	at Marist*	L, 84-93
1/29	Niagara*	L, 77-80
2/2	Manhattan*	L, 70-73
2/6	at St. John's	L, 56-95
2/8	at Rider*	L, 59-73
2/10	Siena*	W, 79-72
2/12	Charleston Southern	W, 70-55
2/14	Marist*	L, 64-76
2/16	at Siena*	W, 60-57
2/18	Canisius*	W, 72-54
2/23	at St. Peter's*	W, 93-61
3/2	vs. Manhattan@	W, 81-74
3/3	at Siena@	L, 63-83

= - Madison Square Garden

* - MAAC Game:

@ - MAAC Tournament (Albany, N.Y.)

Varsity Roster

No.	Name	Cl.	Ht.	Wt.	Hometown/High School
24	Kyle Bohan	Fr.	6-1	160	New York, N.Y.
33	Alvin Carter	Fr.	6-5	215	Nyack, N.Y./Nyack
30	Matt Colford	So.	6-5	180	Middletown, N.J./Middletown North
44	Nick Delfico	Jr.	6-5	215	New Rochelle, N.Y./Iona Prep
15	Ajou Deng	Sr.	6-10	225	London, England/St. Thomas More
42	Brad Feleccia	Fr.	6-7	215	Shavertown, Pa./Bishop Hannan
35	Deng Gai	Fr.	6-9	250	Sudan/Milford Prep
10	Dan Galvanoni	Sr.	6-1	180	Simi Valley, Calif./Capistrano Valley
25	Oscar Garcia	Jr.	6-8	215	Leon, Spain/Notre Dame Prep
5	Tyquawn Goode	Fr.	5-7	145	Springfield Garden, N.Y./Grady
13	Jeremy Logan	Jr.	6-5	190	Bronx, N.Y./Milford Academy
20	Kudjo Sogadzi	Fr.	6-3	180	Nyack, N.Y./Nyack
0	Sam Spann	Sr.	6-5	220	Huntsville, Ala./Butler
32	Rob Thomson	So.	6-10	200	Hellertown, Pa./Saucon Valley
4	Keith Urgo	Sr.	5-11	180	Washington, D.C./Gonzaga
40	Kyle Walsh	Sr.	6-3	180	White Plains, N.Y./Archbishop Stepinac

Head Coach: Tim O'Toole

Assistant Coaches: Andy Buzbee, Jerry Hobbie, Matt Roe

Final Statistics

Player	G/GS	FGs-A	Pct.	3pt-A	Pct.	FTs-A	Pct.	Rebs-Avg	A	BL	S	Pts-Avg
Ajou Deng	23-23	112-236	.475	34-91	.374	56-76	.737	186-8.1	42	41	20	314-13.7
Sam Spann	29-24	130-259	.502	3-22	.136	87-123	.707	179-6.2	81	10	43	350-12.1
Deng Gai	29-23	114-247	.462	24-73	.329	68-86	.791	137-4.7	21	117	18	320-11.0
Nick Delfico	29-9	77-188	.410	30-72	.417	44-63	.698	77-2.7	39	0	22	228-7.9
Kudjo Sogadzi	29-20	64-202	.317	29-98	.296	70-90	.778	67-2.3	52	2	25	227-7.8
Oscar Garcia	23-6	52-112	.464	1-5	.200	36-53	.679	69-3.0	9	2	18	141-6.1
Jeremy Logan	27-4	52-138	.377	15-47	.319	46-60	.767	49-1.8	21	4	15	165-6.1
Dan Galvanoni	3-0	7-14	.500	2-6	.333	1-1	1.000	2-0.7	2	0	0	17-5.7
Rob Thomson	29-10	42-88	.477	0-2	.000	64-86	.744	104-3.6	8	24	17	148-5.1
Tyquawn Goode	29-16	34-97	.351	16-44	.364	32-49	.653	44-1.5	88	0	50	116-4.0
Kyle Walsh	22-10	8-18	.444	0-0	.000	10-15	.667	20-0.9	23	1	8	26-1.2
Paul Brown	4-0	1-3	.333	1-1	1.000	1-2	.500	1-0.3	2	0	0	4-1.0
Keith Urgo	16-0	3-5	.600	2-2	1.000	7-8	.875	4-0.3	5	0	3	15-0.9
Brad Feleccia	13-0	2-9	.222	0-0	.000	3-7	.429	7-0.5	1	0	0	7-0.5
Fairfield Totals	29-29	698-1616	.432	157-463	.339	525-719	.730	1075-37.1	394	201	239	2078-71.7
Opponent Totals	29-29	823-1734	.420	180-522	.344	479-661	.725	1042-35.9	390	105	262	2117-73.0



2002-03 Season

Results (19-12 overall)

11/22	Harvard	L, 67-69
11/30	St. John's	L, 68-81
12/2	UNC-Wilmington	W, 69-60 ot
12/5	Iona*	W, 83-78 ot
12/7	at DePaul	L, 45-73
12/10	at Marist*	W, 86-77
12/22	American	W, 68-57
12/28	at Fordham	W, 91-83
12/30	at Charleston Southern	L, 64-66
1/2	at Duke	L, 58-86
1/5	Yale	W, 59-57
1/8	Loyola*	W, 72-60
1/11	at Rider*	W, 66-59
1/14	at Canisius*	W, 76-71
1/18	at Iona*	W, 82-78
1/20	at Siena*	W, 80-71
1/23	Manhattan*	L, 86-93
1/26	Saint Peter's*	W, 79-57
1/30	Siena*	L, 71-74
2/6	Canisius*	W, 72-68
2/9	Niagara*	L, 74-85
2/13	at Manhattan*	W, 70-68
2/15	Marist*	W, 67-56
2/17	Rider*	L, 56-58
2/22	at Niagara*	L, 79-83
2/26	at Saint Peter's*	W, 68-60
3/1	at Loyola*	W, 69-51
3/8	vs. Saint Peter's@	W, 73-71
3/9	vs. Siena@	W, 67-63
3/10	vs. Manhattan@	L, 54-69
3/18	Boston College+	L, 78-90

* - MAAC Game;

@ MAAC Tournament (Trenton, N.J.);

+ - NIT Game (Bridgeport, Conn.)

Varsity Roster

No.	Name	Cl.	Ht.	Wt.	Hometown/High School
2	Michael Bell	Fr.	6-4	190	Marshalltown, Iowa/Marshalltown
24	Charles Bentley	Fr.	5-11	160	Bridgeport, Conn./Harding
0	Paul Brown	So.	5-9	175	Bridgeport, Conn./St. Luke's
33	Alvin Carter	So.	6-4	225	Nyack, N.Y./Nyack
44	Nick Delfico	Sr.	6-5	215	New Rochelle, N.Y./Iona Prep
15	Ajou Deng	Gr.	6-10	225	London, England/St. Thomas More
42	Brad Feleccia	So.	6-7	215	Shavertown, Pa./Bishop Hannan
35	Deng Gai	So.	6-9	250	Sudan/Milford Academy
25	Oscar Garcia	Sr.	6-8	215	Leon, Spain/Notre Dame Prep
5	Tyquawn Goode	So.	5-7	145	Springfield Garden, N.Y./Grady
13	Jeremy Logan	Sr.	6-5	190	Bronx, N.Y./Milford Academy
1	DeWitt Maxwell	Fr.	6-5	190	Newark, N.J./Science
20	Kudjo Sogadzi	So.	6-1	180	Nyack, N.Y./Nyack
32	Rob Thomson	Jr.	6-10	240	Hellertown, Pa./Saucon Valley
3	Terrance Todd	Fr.	6-0	185	Neptune, N.J./Neptune
50	Mark Wilson	So.	6-3	217	New York, N.Y./Rice

Head Coach: Tim O'Toole

Assistant Coaches: Andy Buzbee, Jerry Hobbie, Rashawn McLeod

Final Statistics

Player	G/GS	FGs-A	Pct.	3pt-A	Pct.	FTs-A	Pct.	Rebs-Avg	A	BL	S	Pts-Avg
Deng Gai	25-20	111-205	.541	18-48	.375	79-110	.718	171-6.8	23	96	10	319-12.9
Oscar Garcia	29-27	125-243	.514	2-8	.250	100-126	.794	141-4.9	12	2	16	352-12.1
Nick Delfico	31-20	96-227	.423	20-71	.282	64-84	.762	129-4.2	36	2	18	276-8.9
Terrance Todd	31-21	88-227	.388	14-39	.359	68-87	.782	100-3.2	99	0	38	258-8.3
Kudjo Sogadzi	31-31	72-195	.369	29-85	.341	52-69	.754	59-1.9	41	5	28	225-7.3
DeWitt Maxwell	31-14	71-153	.464	9-28	.321	44-66	.667	117-3.8	34	8	25	195-6.3
Tyquawn Goode	31-10	45-103	.388	25-56	.446	63-85	.741	50-1.6	115	0	48	178-5.7
Ajou Deng	23-2	40-103	.388	6-32	.188	25-33	.758	93-4.0	10	13	6	111-4.8
Michael Bell	22-0	36-97	.371	12-34	.353	19-33	.576	31-1.4	20	2	26	103-4.7
Rob Thomson	31-10	51-100	.510	0-0	.000	43-72	.597	105-3.4	4	38	13	145-4.7
Jeremy Logan	1-0	1-2	.500	0-1	.000	0-0	.000	1-1.0	1	0	0	2-2.0
Alvin Carter	18-0	8-17	.471	1-7	.143	7-10	.700	18-1.0	1	0	2	24-1.3
Brad Feleccia	23-0	4-13	.308	0-2	.000	1-3	.333	26-1.1	6	1	4	9-0.4
Charles Bentley	5-0	0-0	.000	0-0	.000	0-0	.000	0-0.0	0	0	0	0-0.0
Paul Brown	6-0	0-3	.000	0-1	.000	0-2	.000	0-0.0	0	0	1	0-0.0
Mark Wilson	1-0	0-2	.000	0-0	.000	0-0	.000	3-3.0	0	0	0	0-0.0
Fairfield Totals	31-31	748-1690	.443	136-412	.330	565-780	.724	1555-37.3	402	167	235	2197-70.9
Opponent Totals	31-31	747-1829	.408	180-568	.317	498-668	.746	1062-34.3	399	120	254	2172-70.1



2003-04 Season

Results (19-11 overall)

11/21	at Harvard	W, 65-60
11/24	at St. John's	W, 64-59 ot
12/2	Fordham	L, 69-72 ot
12/7	at Yale	W, 71-57
12/9	Marist*	W, 74-60
12/23	George Washington	W, 75-67 ot
12/28	vs. Bowling Green^	W, 70-60
12/29	vs. Pepperdine^	W, 60-56
12/30	at Hawaii^	L, 49-50 ot
1/3	vs. Michigan+	L, 43-66
1/6	at Duke	L, 58-99
1/8	at Elon	W, 69-64
1/11	at Saint Peter's*	L, 68-72 ot
1/13	at Marist*	L, 50-59
1/16	at Iona*	W, 81-78
1/18	at Manhattan*	L, 69-89
1/21	Manhattan	L, 60-63
1/25	Loyola*	W, 75-56
1/29	Saint Peter's*	W, 84-72
1/31	Siena*	W, 91-80
2/5	at Cansius*	W, 67-63
2/7	at Niagara*	W, 69-59
2/11	at Rider*	W, 65-40
2/14	Canisius*	L, 61-65 ot
2/16	Niagara*	W, 70-65
2/19	Iona*	W, 82-57
2/22	Rider*	W, 70-59
2/25	at Loyola*	W, 78-53
2/28	at Siena*	L, 58-60
3/6	at Siena@	L, 63-66

* - MAAC Game;

^ - Rainbow Classic (Honolulu Hawaii);

@ - MAAC Tournament (Albany, N.Y.)

Varsity Roster

No.	Name	Cl.	Ht.	Wt.	Hometown/High School
1	DeWitt Maxwell	So.	6-5	200	Newark, N.J./Science
2	Michael Bell	So.	6-4	190	Marshalltown, Iowa/Marshalltown
3	Terrance Todd	So.	6-0	170	Neptune, N.J./Neptune
5	Tyquawn Goode	Jr.	5-5	145	Brooklyn, N.Y./Grady
20	Kudjo Sogadzi	Jr.	6-2	195	Paris, France/Nyack
24	Charles Bentley	So.	5-11	160	Bridgeport, Conn./Harding
32	Rob Thomson	Sr.	6-10	240	Hellertown, Pa./Saucon Valley
33	Alvin Carter	Jr.	6-4	225	Nyack, N.Y./Nyack
35	Deng Gai	Jr.	6-9	225	Sudan/Milford Academy
30	Michael Van Schaick	Fr.	6-2	165	Glens Falls, N.Y./Glens Falls
42	Brad Feleccia	Jr.	6-8	245	Shavertown, Pa./Bishop Hannan
50	Marty O'Sullivan	Fr.	6-7	230	Honeoye Falls, N.Y./McQuaid Jesuit

Head Coach: Tim O'Toole

Associate Head Coach: Jerry Hobbie

Assistant Coaches: Tim Ryan, John Carey

Final Statistics

Player	G/GS	FGs-A	Pct.	3pt-A	Pct.	FTs-A	Pct.	Rebs-Avg	A	BL	S	Pts-Avg
Terrance Todd	18-18	93-240	.388	31-77	.403	51-62	.823	88-4.9	59	0	34	268-14.9
Rob Thomson	30-30	142-277	.513	9-20	.450	119-153	.778	242-8.1	47	30	38	412-13.7
Deng Gai	16-16	80-194	.412	12-40	.300	41-57	.719	137-8.6	11	66	11	213-13.3
DeWitt Maxwell	30-26	126-252	.500	3-24	.125	72-107	.673	147-4.9	55	19	25	327-10.9
Michael Bell	30-24	86-199	.432	38-93	.409	35-47	.745	79-2.6	37	0	23	245-8.2
Kudjo Sogadzi	30-14	59-190	.311	20-69	.290	56-71	.789	61-2.0	35	2	26	194-6.5
Tyquawn Goode	30-22	48-131	.366	32-83	.386	39-53	.736	81-2.7	100	0	35	167-5.6
Mike Van Schaick	26-0	20-59	.339	6-23	.261	20-25	.800	41-1.6	22	1	11	66-2.5
Brad Feleccia	27-0	26-49	.531	1-3	.333	8-19	.421	36-1.3	7	3	3	61-2.3
Marty O'Sullivan	26-0	22-46	.478	7-17	.412	7-13	.538	37-1.4	5	5	3	58-2.2
Alvin Carter	22-0	4-26	.154	0-7	.000	5-6	.833	10-0.5	6	2	4	13-0.6
Charles Bentley	9-0	0-5	.000	0-4	.000	4-7	.571	3-0.3	1	0	1	4-0.4
Fairfield Totals	30-30	706-1668	.423	159-460	.346	457-620	.737	1072-35.7	385	128	214	2028-67.6
Opponent Totals	30-30	664-1621	.410	186-532	.350	412-606	.680	1024-34.1	390	129	211	1926-64.2



2004-05 Season

Results (15-15 overall)

11/11	vs. Mississippi State [^]	L, 49-53
11/12	vs. Alabama A&M [^]	W, 62-47
11/23	Elon	W, 59-58 ot
11/28	at George Washington	L, 70-87
11/30	Manhattan*	W, 81-73 (2 ot)
12/4	at Canisius*	W, 81-80 ot
12/7	at St. Joseph's	L, 51-59
12/11	at Fordham	L, 68-84
12/14	Harvard	W, 68-53
12/30	at Niagara*	L, 74-86
1/2	Iona	W, 80-63
1/5	at Yale	L, 57-60
1/8	at Michigan	L, 48-70
1/12	at Siena*	W, 77-66
1/15	at Rider*	W, 72-69
1/19	Marist*	L, 72-74
1/22	Siena*	W, 80-58
1/28	Canisius*	W, 82-65
1/30	at Manhattan*	L, 61-69
2/3	at Loyola*	W, 56-35
2/7	at Saint Peter's*	L, 76-77 ot
2/10	at Marist*	W, 61-60
2/12	Niagara*	L, 74-78
2/16	Rider*	L, 66-74
2/19	Cal State Northridge%	L, 65-68
2/21	Saint Peter's*	L, 78-84
2/24	at Iona*	W, 70-65
2/26	Loyola*	W, 67-59
3/5	vs. Manhattan@	W, 62-60
3/6	vs. Rider@	L, 74-76

* - MAAC Game;
[^] - Coaches vs. Cancer (Birmingham, Ala.)
 % - BracketBuster
 @ MAAC Tournament (Buffalo, N.Y.);

Varsity Roster

No.	Name	Cl.	Ht.	Wt.	Hometown/High School
2	Michael Bell	Jr.	6-4	190	Marshalltown, Iowa/Marshalltown
24	Charles Bentley	Jr.	5-11	160	Bridgeport, Conn./Harding
31	Tim Birge	Fr.	6-4	200	Milford, Conn./Fairfield Prep
22	Bryan Cambria	Fr.	5-11	175	Windsor, Conn./Windsor
33	Alvin Carter	Sr.	6-4	225	Nyack, N.Y./Nyack
21	Mike DiStefano	Fr.	5-10	165	Carmel, N.Y./Kennedy
4	Zach Drescher	Fr.	6-0	175	Fayetteville, N.Y./Jamesville-DeWitt
42	Brad Feleccia	Sr.	6-7	215	Shavertown, Pa./Bishop Hannan
35	Deng Gai	Sr.	6-9	250	Sudan/Milford Academy
15	Chris Greco	Fr.	5-10	165	Blind Brook, N.Y./Blind Brook
5	Tyquawn Goode	Sr.	5-7	145	Springfield Garden, N.Y./Grady
1	DeWitt Maxwell	Sr.	6-5	200	Newark, N.J./Science
34	Geoff Middleton	Fr.	6-9	230	Maplewood, N.J./Columbia
13	Danny Oglesby	So.	6-3	180	Hamden, Conn./Hamden Hall
50	Marty O'Sullivan	So.	6-7	230	Honeoye Falls, N.Y./McQuaid Jesuit
20	Kudjo Sogadzi	Sr.	6-2	195	Nyack, N.Y./Nyack
3	Terrance Todd	Jr.	6-0	170	Neptune, N.J./Neptune
30	Michael Van Schaick	So.	6-2	165	Glens Falls, N.Y./Glens Falls

Head Coach: Tim O'Toole

Associate Head Coach: Jerry Hobbie

Assistant Coaches: John Carey, Tim Ryan

Final Statistics

Player	G/GS	FGs-A	Pct.	3pt-A	Pct.	FTs-A	Pct.	Rebs/-vg	A	BL	S	Pts-Avg
Terrance Todd	30-28	175-422	.415	34-124	.274	94-118	.797	146-4.9	83	1	30	478-15.9
Deng Gai	30-30	157-331	.474	19-57	.333	83-115	.722	254-8.5	40	165	17	416-13.9
DeWitt Maxwell	30-28	127-239	.531	1-8	.125	83-120	.692	167-5.6	39	20	47	338-11.3
Tyquawn Goode	30-30	60-178	.337	35-112	.313	38-51	.745	106-3.5	147	0	51	193-6.4
Kudjo Sogadzi	27-2	51-132	.386	13-42	.310	41-61	.672	48-1.8	20	1	21	156-5.8
Michael Bell	30-10	59-156	.378	27-81	.333	27-35	.771	50-1.7	28	0	17	172-5.7
Mike Van Schaick	29-11	46-98	.469	23-58	.397	8-13	.615	45-1.6	42	2	20	123-4.2
Danny Oglesby	10-1	11-30	.367	3-11	.273	3-5	.600	13-1.3	4	0	2	28-2.8
Marty O'Sullivan	28-5	27-73	.370	3-17	.176	7-12	.583	63-2.3	23	2	12	64-2.3
Alvin Carter	28-4	14-41	.341	1-8	.125	22-27	.815	37-1.3	6	1	5	51-1.8
Chris Greco	1-0	0-0	.000	0-0	.000	1-2	.500	0-0.0	0	0	0	1-1.0
Brad Feleccia	9-1	4-9	.444	0-0	.000	1-2	.500	9-1.0	4	0	2	9-1.0
Geoff Middleton	15-0	5-12	.417	0-0	.000	0-2	.000	7-0.5	2	0	1	10-0.7
Charles Bentley	9-0	0-4	.000	0-3	.000	2-4	.500	2-0.2	0	0	1	2-0.2
Zach Drescher	2-0	0-0	.000	0-0	.000	0-0	.000	0-0.0	0	0	0	0-0.0
Mike DiStefano	3-0	0-1	.000	0-0	.000	0-0	.000	0-0.0	0	0	0	0-0.0
Tim Birge	4-0	0-0	.000	0-0	.000	0-0	.000	0-0.0	0	0	0	0-0.0
Bryan Cambria	4-0	0-2	.000	0-2	.000	0-0	.000	1-0.3	0	0	0	0-0.0
Fairfield Totals	30-30	736-1728	.426	159-523	.304	410-567	.723	1051-35.0	438	192	226	2041-68.0
Opponent Totals	30-30	694-1638	.424	191-546	.350	431-634	.680	1076-35.9	365	103	201	2010-67.0



2005-06 Season

Results (9-19 overall)

11/18	at St. Francis N.Y.	L, 64-69
11/21	Saint Joseph's	L, 41-72
11/28	Providence	L, 78-81
12/2	at Iowa^	L, 59-75
12/3	vs. Tulane^	W, 80-68
12/9	Loyola*	L, 85-90 ot
12/11	at Georgetown	L, 51-76
12/14	Fordham	L, 80-95
12/30	at Cal State Northridge	W, 66-65
1/5	Siena*	W, 81-79
1/7	Canisius*	L, 73-84
1/10	at Rider*	W, 85-81
1/12	at Niagara*	L, 73-78
1/15	at Saint Peter's*	W, 81-75
1/17	at Iona*	L, 77-89
1/20	at Marist*	L, 72-91
1/24	at Loyola*	W, 80-72
1/27	Manhattan*	L, 69-74
1/29	at Canisius*	L, 71-87
2/3	Rider*	W, 77-69 ot
2/5	Niagara*	W, 68-64
2/7	at Siena*	L, 47-58
2/11	Iona*	L, 66-89
2/14	Saint Peter's*	W, 109-108
2/18	at Loyola-Chicago%	L, 70-73
2/23	at Manhattan*	L, 77-78
2/25	Marist*	L, 61-67
3/3	vs. Niagara@	L, 77-84

^ - Hawkeye Challenge (Iowa City, Iowa)
 * - MAAC Game; % - BracketBuster
 @ - MAAC Tournament (Albany, N.Y.)

Varsity Roster

No.	Name	Cl.	Ht.	Wt.	Hometown/High School
15	Herbie Allen	Fr.	5-11	170	New York, N.Y./Bishop Loughlin
2	Michael Bell	Sr.	6-4	190	Marshalltown, Iowa/Marshalltown
24	Charles Bentley	Sr.	5-11	160	Bridgeport, Conn./Harding
22	Bryan Cambria	So.	5-11	175	Windsor, Conn./Windsor
33	Alvin Carter	Sr.	6-4	240	Nyack, N.Y./Nyack
31	Mamadou Diakhate	So.	6-5	210	Manhasset, N.Y./St. Mary's
4	Mike DeStefano	So.	5-10	165	Carmel, N.Y./Kennedy
10	Jonathan Han	Fr.	6-0	160	Brooklyn, N.Y./Woodmere Academy
41	Nate Hawkins	Fr.	6-6	250	San Antonio, Texas/Lawrenceville Prep
1	DeWitt Maxwell	Sr.	6-5	210	Newark, N.J./Science
34	Geoff Middleton	So.	6-9	240	Maplewood, N.J./Columbia
13	Danny Oglesby	Jr.	6-3	195	Hamden, Conn./Hamden Hall
14	Marty O'Sullivan	Jr.	6-7	225	Honeoye Falls, N.Y./McQuaid Jesuit
21	Jeremy Reedal	Fr.	6-6	205	Beaverton, Ore./Aloha
3	Terrance Todd	Sr.	6-0	190	Neptune, N.J./Neptune
12	Michael Van Schaick	Jr.	6-2	175	Glens Falls, N.Y./Glens Falls


Head Coach: Tim O'Toole

Associate Head Coach: Jerry Hobbie

Assistant Coaches: Tim Ryan, John Carey

Final Statistics

Player	G/GS	FGs-A	Pct.	3pt-A	Pct.	FTs-A	Pct.	Rebs-Avg	A	BL	S	Pts-Avg
Terrance Todd	28-28	201-442	.455	27-83	.325	97-120	.808	114-4.1	73	1	29	526-18.8
DeWitt Maxwell	20-15	70-147	.476	0-0	.000	51-66	.773	132-6.6	21	29	28	191-9.6
Mike Van Schaick	28-21	76-178	.427	46-107	.430	48-56	.857	77-2.8	54	11	34	246-8.8
Marty O'Sullivan	2-2	5-15	.333	1-3	.333	5-6	.833	16-8.0	3	1	1	16-8.0
Jonathan Han	28-17	70-171	.409	31-76	.408	41-66	.621	85-3.0	83	0	24	212-7.6
Michael Bell	28-14	71-174	.408	46-125	.368	24-36	.667	60-2.1	24	3	7	212-7.6
Herbie Allen	28-5	54-125	.432	34-78	.436	41-50	.820	42-1.5	33	1	19	183-6.5
Danny Oglesby	26-4	57-149	.383	33-82	.402	18-22	.818	38-1.5	26	0	17	165-6.3
Alvin Carter	28-20	31-97	.320	5-19	.263	32-47	.681	78-2.8	19	4	12	99-3.5
Mamadou Diakhate	18-9	24-48	.500	0-1	.000	10-14	.714	47-2.6	7	1	9	58-3.2
Geoff Middleton	25-1	29-58	.500	0-2	.000	7-17	.412	77-3.1	6	16	8	65-2.6
Jeremy Reedal	16-1	13-48	.283	6-33	.182	2-2	1.000	16-1.0	7	0	2	34-2.1
Charles Bentley	11-3	4-6	.667	3-3	1.000	0-0	.000	2-0.2	3	0	2	11-1.0
Bryan Cambria	6-0	0-2	.000	0-2	.000	0-0	.000	0-0.0	1	0	0	0-0.0
Mike DiStefano	3-0	0-0	.000	0-0	.000	0-1	.000	0-0.0	1	0	0	0-0.0
Fairfield Totals	28-28	705-1658	.425	232-614	.378	376-503	.748	897-32.0	361	67	192	2018-72.1
Opponent Totals	28-28	735-1530	.480	244-633	.385	477-662	.721	1027-36.9	441	118	157	2191-78.2



2006-07 Season

Results (13-19 overall)

11/10	American\$	L, 54-59 ot
11/12	at Holy Cross	L, 65-67 ot
11/14	at Saint Joseph's	L, 47-63
11/17	vs. Mississippi&	L, 67-70
11/18	at Connecticut&	L, 49-74
11/19	vs. Central Arkansas&	W, 46-43
11/22	Georgetown	L, 60-73
11/25	Loyola-Chicago	L, 72-83
12/2	St. Francis N.Y.\$	W, 68-64 ot
12/4	at Providence	L, 50-67
12/6	at Boston College	L, 52-75
12/8	Manhattan*	L, 54-57
12/10	Canisius*	W, 75-64
12/28	at Fordham	L, 47-56
1/2	at Rider*	L, 55-58
1/6	at Manhattan*	L, 54-58
1/9	at Niagara*	L, 76-85
1/12	Rider*	L, 63-64
1/14	at Iona*	W, 83-76 ot
1/19	at Siena*	W, 72-67
1/23	Iona*	W, 70-67 ot
1/26	Saint Peter's*	W, 66-58
1/28	Niagara*	W, 68-56
2/2	at Canisius*	W, 67-63
2/5	Loyola*	W, 65-62
2/8	at Marist*	L, 64-65
2/11	at Loyola*	W, 67-59
2/14	Siena*	L, 64-69
2/17	William & Mary%	W, 61-45
2/19	Marist*	L, 60-67
2/25	at Saint Peter's*	W, 63-60
3/3	vs. Loyola@	L, 72-76

\$ - Alumni Hall; & - Hartford Civic Center;
 * - MAAC Game; % - BracketBuster
 @ - MAAC Tournament (Bridgeport, Conn.)

Varsity Roster

No.	Name	Cl.	Ht.	Wt.	Hometown/High School
15	Herbie Allen	So.	5-11	175	New York, N.Y./Bishop Loughlin
30	Joe Bajda	Fr.	6-6	185	Stratford, Conn./Kolbe Cathedral
20	Roi Buchbinder	Fr.	6-7	215	San Antonio, Texas/Cornerstone
41	Mike Evanovich	So.	6-9	225	Storrs, Conn./E.O. Smith
4	Rich Flemming	Fr.	6-7	190	Upland, Fla./Chester
3	Jonathan Han	So.	6-0	160	Brooklyn, N.Y./Woodmere
32	Anthony Johnson	Fr.	6-8	215	Lake Wales, Fla./Lake Wales Senior
1	Devin Johnson	Fr.	6-4	200	Richmond, Va./Meadowbrook
34	Geoff Middleton	Jr.	6-9	230	Maplewood, N.J./Columbia
44	Greg Nero	Fr.	6-7	215	Red Hook, N.Y./Red Hook
13	Danny Oglesby	Sr.	6-3	190	Hamden, Conn./Hamden Hall
14	Marty O'Sullivan	Sr.	6-7	230	Honeoye Falls, N.Y./McQuaid Jesuit
12	Michael Van Schaick	Sr.	6-2	180	Glens Falls, N.Y./Glens Falls
31	Mamadou Diakhate	Sr.	6-6	210	Manhasset, N.Y./St. Mary's

Head Coach: Ed Cooley

Associate Head Coach: Bob Simon

Assistant Coaches: Tim Fuller, David "Aki" Collins

Final Statistics

Player	G/GS	FGS-A	Pct.	3pt-A	Pct.	FTs-A	Pct.	Rebs-Avg	A	BL	S	Pts-Avg
Mike Van Schaick	32-32	154-344	.448	88-222	.396	96-112	.857	126-3.9	63	7	38	492-15.4
Greg Nero	32-30	104-225	.462	5-21	.238	88-117	.752	114-3.6	30	33	16	301-9.4
Anthony Johnson	32-31	110-206	.534	0-0	.000	54-84	.643	153-4.8	11	34	25	274-8.6
Jonathan Han	32-31	73-203	.360	26-97	.268	73-93	.708	104-3.3	145	1	46	245-7.7
Marty O'Sullivan	32-1	72-188	.383	21-68	.309	25-43	.581	180-5.6	53	17	16	190-5.9
Herbie Allen	32-2	50-173	.289	22-82	.268	63-89	.708	39-1.2	50	0	26	185-5.8
Mamadou Diakhate	26-1	31-65	.477	2-3	.667	22-30	.733	46-1.8	9	1	17	86-3.3
Danny Oglesby	23-2	24-67	.358	14-38	.368	12-20	.600	24-1.0	10	0	3	74-3.2
Devin Johnson	32-19	33-99	.333	1-5	.200	17-39	.436	69-2.2	24	2	22	84-2.6
Rich Flemming	25-11	21-72	.292	4-26	.154	5-13	.385	39-1.6	11	4	12	51-2.0
Geoff Middleton	15-0	5-8	.625	0-0	.000	3-5	.600	7-0.5	3	0	1	13-0.9
Roi Buchbinder	6-0	0-2	.000	0-0	.000	1-3	.333	2-0.3	0	0	1	1-0.2
Joe Bajda	3-0	0-0	.000	0-0	.000	0-0	.000	1-0.3	0	0	0	0-0.0
Fairfield Totals	32-32	677-1652	.410	183-562	.326	459-648	.708	1026-32.1	409	99	223	1996-62.4
Opponent Totals	32-32	695-1576	.441	200-587	.341	480-663	.724	1015-31.7	387	149	205	2070-64.7



2007-08 Season

Results (14-16 overall)

11/9	at Wake Forest	L, 60-85
11/13	Holy Cross	L, 54-67
11/15	at American	W, 60-52
11/18	Sacred Heart	W, 84-75
11/24	at Cincinnati	L, 64-69
11/28	at St. Francis N.Y.	L, 51-55
12/1	at Georgetown	L, 49-61
12/4	Yale\$	L, 66-70 ot
12/7	Siena*	L, 61-74
12/21	Saint Joseph's	L, 70-78
12/28	at Saint Peter's*	W, 89-78 ot
12/31	at William & Mary	L, 50-71
1/4	at Loyola*	W, 69-67
1/8	at Siena*	W, 53-52
1/11	Loyola*	L, 63-67
1/13	at Marist*	L, 70-77
1/18	at Iona*	L, 52-67
1/21	Saint Peter's*	W, 70-64
1/25	Canisius*	W, 70-61
1/27	Niagara*	L, 61-73
2/1	at Canisius*	L, 60-88
2/3	at Niagara*	W, 76-72
2/8	at Manhattan*	W, 66-61
2/10	Iona*	W, 68-59
2/16	Rider*	W, 88-76
2/18	Marist*	W, 87-85 (2 ot)
2/23	at Drexel%	W, 60-51
2/29	Manhattan*	W, 83-71
3/2	at Rider*	L, 59-87
3/8	vs. Loyola@	L, 59-64

\$ - Alumni Hall; * - MAAC Game
 % - BracketBuster;
 @ - MAAC Tournament (Albany, N.Y.)

Varsity Roster

No.	Name	Cl.	Ht.	Wt.	Hometown/High School
15	Herbie Allen	Jr.	5-10	175	New York, N.Y./Bishop Loughlin
30	Joe Bajda	So.	6-6	185	Stratford, Conn./Kolbe Cathedral
31	Mamadou Diakhate	Sr.	6-6	210	Manhasset, N.Y./St. Mary's
22	Warren Edney	Fr.	6-5	200	Vienna, Va./James Madison
41	Mike Evanovich	Jr.	6-9	250	Storrs, Conn./E.O.Smith
20	Sean Grzeck	Fr.	6-7	210	Wilmington, N.C./Hoggard
3	Jonathan Han	Jr.	6-1	165	Brooklyn, N.Y./Woodmere
4	Yorel Hawkins	Fr.	6-5	200	Apex, N.C./Apex
32	Anthony Johnson	So.	6-8	225	Lake Wales, Fla./Lake Wales
1	Devin Johnson	So.	6-4	210	Richmond, Va./Meadowbrook
11	Lyndon Jordan	Fr.	6-2	180	Winder, Ga./Winder-Barrow
34	Geoff Middleton	Sr.	6-10	245	Maplewood, N.J./Columbia
44	Greg Nero	So.	6-7	220	Red Hook, N.Y./Red Hook
10	Jimmy O'Sullivan	So.	6-2	170	Honeoye Falls, N.Y./McQuaid Jesuit
14	Marty O'Sullivan	Sr.	6-7	260	Honeoye Falls, N.Y./McQuaid Jesuit


Head Coach: Ed Cooley

Associate Head Coach: Bob Simon

Assistant Coaches: David "Aki" Collins, Rick Carter

Final Statistics

Player	G/GS	FGs-A	Pct.	3pt-A	Pct.	FTs-A	Pct.	Rebs-Avg	A	BL	S	Pts-Avg
Jonathan Han	30-30	112-236	.475	55-123	.447	73-96	.760	71-2.4	186	2	50	352-11.7
Anthony Johnson	29-22	115-230	.500	0-0	.000	49-92	.533	211-7.3	30	41	33	279-9.6
Herbie Allen	29-21	82-185	.443	35-87	.402	55-66	.833	58-2.0	66	1	22	254-8.8
Greg Nero	30-19	83-183	.454	6-21	.286	80-123	.650	138-4.6	20	23	13	252-8.4
Mike Evanovich	30-14	76-185	.411	50-124	.403	25-30	.833	79-2.6	38	10	16	227-7.6
Warren Edney	30-14	70-173	.405	24-68	.353	29-44	.659	91-3.0	11	6	20	193-6.4
Yorel Hawkins	26-19	52-142	.366	15-42	.357	44-53	.830	95-3.7	20	4	16	163-6.3
Marty O'Sullivan	28-5	50-128	.391	9-32	.281	32-46	.696	92-3.3	32	5	7	141-5.0
Mamadou Diakhate	13-0	13-24	.542	7-10	.700	20-32	.625	21-1.6	2	0	8	53-4.1
Geoff Middleton	17-3	9-19	.474	0-5	.000	7-10	.700	8-0.5	2	4	1	25-1.5
Sean Grzeck	11-0	3-12	.250	3-12	.250	0-0	.000	5-0.5	4	0	3	9-0.8
Devin Johnson	21-3	6-21	.286	1-3	.333	2-6	.333	14-0.7	10	1	6	15-0.7
Joe Bajda	3-0	0-1	.000	0-0	.000	2-2	1.000	2-0.7	0	0	0	2-0.7
Lyndon Jordan	24-0	3-16	.188	1-9	.111	0-0	.000	6-0.3	3	0	2	7-0.3
Jimmy O'Sullivan	5-0	0-2	.000	0-1	.000	0-0	.000	2-0.4	0	0	1	0-0.0
Fairfield Totals	30-30	674-1557	.433	206-537	.384	418-600	.697	986-32.9	424	97	198	1972-65.7
Opponent Totals	30-30	722-1614	.450	233-610	.382	380-572	.664	979-32.6	397	93	210	2067-68.9



2008-09 Season

Results (17-15 overall)

11/15	at Memphis	L, 63-90
11/18	Sacred Heart	W, 70-54
11/20	vs. Virginia Tech^	L, 57-74
11/21	vs. Missouri^	L, 59-87
11/23	vs. Chattanooga^	W, 61-42
11/29	American	W, 82-73
12/1	at Holy Cross	W, 78-66
12/5	Saint Peter's*	W, 76-56
12/7	Iona*	W, 78-76
12/11	at Fordham	W, 69-66
12/14	Drexel	W, 66-60
12/26	at Connecticut	L, 55-75
1/1	at Siena*	L, 81-87
1/4	at Iona*	L, 60-64
1/6	at Army	W, 59-54
1/9	at Loyola*	W, 63-60
1/11	Canisius*	W, 63-60
1/15	at Saint Peter's*	W, 75-68
1/17	Siena*	L, 62-78
1/23	Rider*	L, 49-66
1/26	at Manhattan*	L, 60-65
1/30	Marist*	W, 68-63
2/1	Loyola*	W, 68-54
2/6	at Canisius*	W, 65-51
2/8	at Niagara*	L, 50-75
2/12	at Marist*	L, 66-75
2/14	Niagara*	L, 76-83
2/21	Hofstra&	L, 56-61
2/27	Manhattan*	W, 56-55
3/1	at Rider*	L, 69-73
3/7	vs. Manhattan@	W, 68-61
3/8	at Siena@	L, 65-80

^ - Puerto Rico Classic; * - MAAC Game;
 & - BracketBuster;
 @ - MAAC Tournament (Albany, N.Y.)

Varsity Roster

No.	Name	Cl.	Ht.	Wt.	Hometown/High School
1	Jamal Turner	Fr.	6-3	180	Boston, Mass. /Tilton School
3	Jonathan Han	Sr.	6-1	165	Brooklyn, N.Y./Woodmere
4	Yorel Hawkins	So.	6-6	205	Apex, N.C. /Apex
10	Jimmy O'Sullivan	Sr.	6-1	170	Honeoye Falls, N.Y. /McQuaid Jesuit
11	Lyndon Jordan	So.	6-2	180	Winder, Ga./Winder-Barrow
12	Sean Crawford	Fr.	5-9	145	Laurelton, N.Y. /Notre Dame Prep
15	Herbie Allen	Sr.	5-9	175	New York, N.Y. /Bishop Loughlin
20	Sean Grzeck	So.	6-7	210	Wilmington, N.C. /Hoggard
22	Warren Edney	So.	6-4	210	Vienna, Va. /James Madison
30	Shimeek Johnson	Fr.	6-7	195	Albany, N.Y. /Bishop Maginn
32	Anthony Johnson	Jr.	6-8	245	Lake Wales, Fla. /Lake Wales Senior
33	Rob Sisca	RS-Jr.	6-5	175	Weston, Conn. /Weston
34	Ryan Olander	Fr.	6-11	220	Mansfield, Conn. /E.O. Smith
41	Mike Evanovich	RS-Jr.	6-9	225	Storrs, Conn. /E.O. Smith
44	Greg Nero	Jr.	6-7	220	Red Hook, N.Y. /Red Hook
50	Brandon Davis	Fr.	6-9	250	Greenville, S.C. /Fork Union Military

Head Coach: Ed Cooley

Associate Head Coach: Bob Simon

Assistant Coaches: Brian Blaney, Carmen Maciariello

Final Statistics

Player	G/GS	FGs-A	Pct.	3pt-A	Pct.	FTs-A	Pct.	Rebs-Avg	A	BL	S	Pts-Avg
Jonathan Han	21-20	81-204	.397	45-116	.388	56-79	.709	67-3.2	112	2	27	263-12.5
Greg Nero	28-19	124-230	.539	12-25	.480	88-144	.611	180-6.4	39	22	25	348-12.4
Herbie Allen	31-31	101-275	.367	39-121	.322	57-78	.731	63-2.0	86	0	30	298-9.6
Anthony Johnson	21-20	81-163	.497	0-1	.000	31-62	.500	155-7.4	12	43	19	193-9.2
Warren Edney	16-12	57-127	.449	10-35	.286	22-30	.733	45-2.8	13	2	14	146-9.1
Yorel Hawkins	32-20	92-227	.405	5-25	.200	81-117	.692	181-5.7	39	11	25	270-8.4
Mike Evanovich	32-11	82-207	.396	50-148	.338	27-33	.818	96-3.0	36	10	11	241-7.5
Lyndon Jordan	30-11	51-115	.443	23-58	.397	14-21	.667	51-1.7	27	4	24	139-4.6
Ryan Olander	32-8	41-103	.398	8-33	.242	20-36	.556	82-2.6	10	21	8	110-3.4
Sean Crawford	25-1	14-47	.298	5-21	.238	13-16	.813	36-1.4	25	3	14	46-1.8
Sean Grzeck	17-0	5-16	.313	2-11	.182	1-2	.500	15-0.9	2	0	1	13-0.8
Jamal Turner	27-7	7-34	.206	0-1	.000	5-14	.357	39-1.4	22	0	5	19-0.7
Rob Sisca	3-0	1-2	.500	0-1	.000	0-0	.000	3-1.0	1	0	1	2-0.7
Jimmy O'Sullivan	17-0	2-6	.333	1-5	.200	0-0	.000	3-0.2	3	0	1	5-0.3
Fairfield Totals	32-32	739-1756	.421	200-601	.333	415-632	.657	1104-34.5	427	118	205	2093-65.4
Opponent Totals	32-32	780-1792	.435	186-583	.319	406-595	.682	1138-35.6	439	113	207	2152-67.2



2009-10 Season

Results (23-11 overall)

11/13	Central Connecticut~	W, 67-58
11/15	Fordham	W, 63-55
11/17	at Maryland	L, 42-71
11/23	at American	W, 72-56
11/25	at Howard	W, 81-60
11/30	at Hofstra	L, 80-84
12/3	Marist*	W, 70-61
12/6	at Saint Peter's*	W, 61-48
12/9	Holy Cross	W, 74-54
12/13	Sacred Heart	W, 93-77
12/20	at Rhode Island	L, 84-89
12/29	St. Francis N.Y.	W, 65-58
1/2	at Canisius*	W, 58-52
1/4	at Niagara*	L, 68-77
1/8	Loyola*	W, 65-60
1/10	Manhattan*	W, 88-85
1/16	Siena*	L, 73-81
1/18	Canisius	W, 76-74
1/21	at Marist*	W, 70-50
1/24	at Iona*	L, 58-68
1/28	at Loyola*	W, 73-69
1/30	Rider*	L, 80-88
2/5	Saint Peter's*	W, 59-46
2/8	at Siena*	L, 67-69
2/12	at Rider*	W, 79-75 ot
2/15	at Manhattan*	W, 74-56
2/20	at Vermont&	L, 67-77
2/26	Iona*	W, 71-54
2/28	Niagara*	W, 80-74 ot
3/6	vs. Canisius@	W, 67-57
3/7	vs. Niagara@	W, 69-63
3/8	at Siena@	L, 65-72 ot
3/16	at George Mason\$	W, 101-96 ot
3/22	at Creighton\$	L, 55-73

~ - Connecticut 6 (Bridgeport, Conn.)

* - MAAC Game; & - BracketBuster

@ - MAAC Tournament (Albany, N.Y.)

\$ - CollegeInsider.com Tournament (CIT)

Varsity Roster

No.	Name	Cl.	Ht.	Wt.	Hometown/High School
12	Sean Crawford	So.	5-10	150	Laurelton, N.Y. /Notre Dame Prep
22	Warren Edney	Jr.	6-5	204	Vienna, Va./James Madison
41	Mike Evanovich	Sr.	6-8	220	Storrs, Conn. /E.O. Smith
20	Sean Grzeck	Jr.	6-7	217	Wilmington, N.C./Hoggard
4	Yorel Hawkins	Jr.	6-5	207	Apex, N.C. /Apex
32	Anthony Johnson	Sr.	6-8	240	Lake Wales, Fla. /Lake Wales
30	Shimeek Johnson	So.	6-7	197	Albany, N.Y. /Bishop Maginn
11	Lyndon Jordan	Jr.	6-2	180	Winder, Ga./Winder-Barrow
13	Gary Martin	So.	6-2	180	Cleveland, Ohio
3	Derek Needham	Fr.	5-11	180	Dalton, Ill./De La Salle Inst.
44	Greg Nero	Sr.	6-7	215	Red Hook, N.Y. /Red Hook
25	Colin Nickerson	Fr.	6-3	150	Waukegan, Ill. /Waukegan
34	Ryan Olander	So.	6-11	220	Mansfield., Conn. /E.O. Smith
10	Jimmy O'Sullivan	Sr.	6-2	170	Honeoye Falls, N.Y. /McQuaid Jesuit
1	Jamal Turner	So.	6-4	190	Boston, Mass. /The Tilton School

Head Coach: Ed Cooley

Associate Head Coach: Bob Simon

Assistant Coaches: Brian Blaney, Carmen Maciariello

Final Statistics

Player	G/GS	FGs-A	Pct.	3pt-A	Pct.	FTs-A	Pct.	Rebs-Avg	A	BL	S	Pts-Avg
Derek Needham	34-34	187-490	.382	58-189	.307	126-174	.724	109-3.2	177	4	60	558-16.4
Anthony Johnson	34-34	208-404	.515	0-3	.000	130-207	.628	334-9.8	17	82	41	546-16.1
Yorel Hawkins	19-19	104-208	.500	4-17	.235	66-82	.805	105-5.5	28	9	25	278-14.6
Mike Evanovich	34-0	84-181	.464	65-138	.471	24-33	.727	105-3.1	69	14	13	257-7.6
Ryan Olander	34-23	75-178	.421	10-34	.294	41-56	.732	143-4.2	27	48	19	201-5.9
Lyndon Jordan	30-20	54-141	.383	24-76	.316	27-38	.711	104-3.5	41	1	22	159-5.3
Sean Crawford	33-10	51-141	.362	26-77	.338	34-44	.773	59-1.8	38	3	24	162-4.9
Colin Nickerson	34-5	56-134	.418	10-46	.217	30-38	.789	60-1.8	38	3	27	152-4.5
Shimeek Johnson	29-14	30-80	.375	8-34	.235	3-12	.250	68-2.3	12	6	9	71-2.4
Jamal Turner	30-11	10-36	.278	2-4	.500	6-15	.400	50-1.7	26	4	12	28-0.9
Gary Martin	10-0	1-3	.333	0-0	.000	0-0	.000	1-0.1	0	0	1	2-0.2
Sean Grzeck	14-0	0-0	.000	0-0	.000	0-0	.000	0-0.0	0	0	0	0-0.0
Jimmy O'Sullivan	5-0	0-0	.000	0-0	.000	0-0	.000	0-0.0	0	0	0	0-0.0
Fairfield Totals	34-34	860-1996	.431	207-618	.35	487-699	.697	1243-36.6	473	174	253	2414-71.0
Opponent Totals	34-34	808-1900	.425	220-595	.370	451-652	.692	1209-35.6	391	126	225	2287-67.3



2010-11 Season

Results (25-8 overall)

11/13	vs. Sacred Heart~	W, 62-45
11/15	at Rutgers	L, 53-68
11/19	at Penn State	L, 49-64
11/23	Saint Joseph's	L, 51-60
11/26	vs. Norfolk State+	W, 91-56
12/2	at Savannah State	W, 41-39
12/5	Loyola*	W, 65-55
12/7	Howard	W, 72-52
12/10	at Siena*	W, 72-55
12/12	at Holy Cross	W, 71-60
12/20	Vermont	W, 67-59
12/31	Army	W, 68-61
1/3	Niagara*	W, 70-48
1/7	at Marist*	W, 59-44
1/9	Saint Peter's*	W, 70-43
1/14	at Loyola*	L, 65-66
1/17	at Rider*	W, 65-57
1/21	at Canisius*	W, 67-60
1/23	at Niagara*	W, 57-49
1/28	Manhattan*	W, 61-59
1/31	Canisius*	W, 70-55
2/4	Iona*	W, 75-71
2/6	Rider*	L, 87-96
2/11	at Manhattan*	W, 65-56
2/13	at Saint Peter's*	W, 70-69 ot
2/16	Marist*	W, 61-54
2/19	Austin Peay&	W, 76-69
2/25	Siena*	W, 68-55
2/27	at Iona*	L, 69-74
3/5	Marist@	W, 55-31
3/6	Saint Peter's@	L, 48-62
3/15	at Colorado State%	W, 61-60
3/20	Kent State%	L, 68-72

~ - Connecticut 6 (Uncasville, Conn.); + - Palestra
 * - MAAC Game; & - BracketBuster;
 @ - MAAC Tournament (Bridgeport, Conn.)
 % - NIT

Varsity Roster

No.	Name	Cl.	Ht.	Wt.	Hometown/High School
15	Maurice Barrow	Fr.	6-5	210	St. Albans, N.Y. /Christ the King
12	Sean Crawford	Jr.	5-10	150	Laurelton, N.Y. /Notre Dame Prep
22	Warren Edney	Sr.	6-5	204	Vienna, Va. /James Madison
23	Jamel Fields	Fr.	6-1	175	Albany, N.Y. /Cheshire Academy
4	Yorel Hawkins	Sr.	6-5	207	Apex, N.C. /Apex
11	Lyndon Jordan	Sr.	6-2	180	Winder, Ga. /Winder-Barrow
13	Gary Martin	Jr.	6-2	180	Cleveland, Ohio/St. Martin
41	Keith Matthews	Fr.	6-5	200	Sebastian, Fla. /Sebastian River
3	Derek Needham	So.	5-11	180	Dalton, Ill. /De La Salle
44	Greg Nero	Sr.	6-7	215	Red Hook, N.Y. /Red Hook
25	Colin Nickerson	So.	6-3	160	Waukegan, Ill. /Waukegan
34	Ryan Olander	Jr.	7-0	235	Mansfield, Conn. /E.O. Smith
40	Kristian Petric	Sr.	6-6	205	Mahwah, N.J. /Don Bosco Prep

Head Coach: Ed Cooley

Associate Head Coach: Bob Simon

Assistant Coaches: Brian Blaney, Carmen Maciariello

Final Statistics

Player	G/GS	FGs-A	Pct.	3pt-A	Pct.	FTs-A	Pct.	Rebs-Avg	A	BL	S	Pts-Avg
Derek Needham	33-33	150-420	.357	73-236	.309	91-130	.700	99-3.0	150	1	47	464-14.1
Ryan Olander	33-33	134-252	.532	4-21	.190	72-116	.621	223-6.8	36	69	23	344-10.4
Yorel Hawkins	33-31	133-300	.443	3-18	.167	63-83	.759	178-5.4	44	9	45	332-10.1
Warren Edney	30-6	74-172	.430	9-33	.273	45-59	.763	98-3.3	15	8	11	202-6.7
Maurice Barrow	33-27	79-168	.470	0-0	.000	48-82	.585	189-5.7	43	18	26	206-6.2
Colin Nickerson	33-18	67-149	.450	14-57	.246	47-68	.691	98-3.0	74	1	63	195-5.9
Greg Nero	8-2	17-40	.425	1-2	.500	9-20	.450	31-3.9	7	2	5	44-5.5
Jamel Fields	31-11	41-101	.406	11-32	.344	52-87	.598	41-1.3	50	1	25	145-4.7
Lyndon Jordan	32-2	39-89	.438	23-58	.397	12-23	.522	40-1.3	25	1	18	113-3.5
Keith Matthews	33-2	41-94	.436	0-1	.000	18-31	.581	78-2.4	8	8	8	100-3.0
Gary Martin	12-0	2-9	.222	1-5	.200	0-0	.000	3-0.3	0	0	0	5-0.4
Kristian Petric	10-0	0-1	.000	0-0	.000	0-0	.000	3-0.3	0	0	0	0-0.0
Fairfield Totals	33-33	777-1795	.433	139-463	.300	457-699	.654	1195-36.2	452	118	271	2150-65.2
Opponent Totals	33-33	703-1756	.400	162-507	.320	356-553	.644	1111-33.7	318	152	235	1924-58.3



2011-12 Season

Results (22-15 overall)

11/11	vs. Quinnipiac~	W, 72-60
11/14	Providence	L, 72-80
11/17	at Minnesota	L, 57-67
11/20	Holy Cross	W, 73-52
11/24	vs. Arizona State^	W, 55-44
11/25	vs. Dayton^	L, 49-56
11/27	vs. Indiana State^	L, 66-72
12/2	at Niagara*	W, 79-75
12/4	at Canisius*	W, 68-59
12/9	vs. Old Dominion+	W, 59-51
12/11	New Hampshire	W, 58-52
12/22	at Connecticut+	L, 71-79
12/28	at Drexel	L, 69-77
1/1	Canisius*	W, 72-54
1/6	at Siena*	L, 60-73
1/8	at Manhattan*	L, 51-53
1/13	Loyola*	L, 63-66
1/16	Rider*	W, 61-52
1/19	at Saint Peter's*	W, 75-63
1/27	Iona	L, 62-71
1/29	Marist*	W, 81-53
2/3	Niagara*	W, 77-69
2/5	Siena*	W, 64-56
2/9	Manhattan*	W, 60-54
2/12	at Loyola*	W, 68-51
2/15	Saint Peter's*	W, 61-38
2/18	at Milwaukee&	L, 63-67
2/20	at Marist*	W, 60-49
2/24	at Iona*	L, 72-77
2/26	at Rider*	L, 62-65
3/3	vs. Rider@	W, 65-63
3/4	vs. Iona@	W, 85-75
3/5	vs. Loyola@	L, 44-48
3/14	Yale\$	W, 68-56
3/18	Manhattan#\$	W, 69-57
3/21	Robert Morris#\$	W, 67-61
3/24	Mercer#\$	L, 59-64

~ - Connecticut 6 (Uncasville, Conn.); # - Alumni Hall
 ^ - Old Spice Classic (Orlando, Fla.) & - Bracket Buster
 + - Springfield Civic Center; - Hartford Civic Center;
 @ - MAAC Tournament (Springfield, Mass.);
 \$ - CIT Tournament

Varsity Roster

No.	Name	Cl.	Ht.	Wt.	Hometown/High School
15	Maurice Barrow	So.	6-5	210	Hollis, N.Y. /Christ the King
12	Sean Crawford	R-Jr.	5-10	150	Laurelton, N.Y /Notre Dame Prep
23	Jamel Fields	So.	6-1	175	Albany, N.Y. /Cheshire Academy
10	Keegan Hyland*	R-So.	6-3	180	Portland, Maine /South Portland
5	Adam Jones	Fr.	6-8	210	Winter Park, Fla. /Winter Park
13	Gary Martin	Sr.	6-2	180	Cleveland, Ohio /St. Martin
41	Keith Matthews	So.	6-5	200	Sebastian, Fla./Setbastian Rver
3	Derek Needham	Jr.	5-11	180	Dalton, Ill /De La Salle .
25	Colin Nickerson	Jr.	6-3	150	Waukegan, Ill. /Waukegan
34	Ryan Olander	Sr.	7-0	220	Mansfield., Conn. /E. O. Smith
21	Rakim Sanders	R-Sr.	6-5	228	Pawtucket, R.I. /St. Andrew's
33	Vincent Van Nes	Fr.	7-0	230	Dorchester, England /Northfield-Mount Hermon
11	Desmond Wade	R-Jr.	5-8	150	Linden, N.J. /Linden

Head Coach: Sydney Johnson

Associate Head Coach: Tony Newsom **Assistant Coaches:** Brian Nash, Tyson Wheeler

Final Statistics

Player	G/GS	FGs-A	Pct.	3pt-A	Pct.	FTs-A	Pct.	Rebs-Avg	A	BL	S	Pts-Avg
Rakin Sanders	37-37	235-470	.500	44-141	.312	101-159	.635	303-8.2	92	13	52	615-16.6
Derek Needham	29-29	116-292	.397	72-185	.389	38-54	.704	78-2.7	100	6	38	342-11.8
Maurice Barrow	37-37	140-275	.509	0-0	.000	65-94	.691	223-6.0	73	23	36	345-9.3
Ryan Olander	37-37	121-265	.457	26-70	.371	49-83	.590	163-4.4	51	68	25	317-8.6
Desmond Wade	32-30	68-179	.380	36-92	.391	31-43	.721	85-2.7	97	3	37	203-6.3
Colin Nickerson	36-14	65-124	.524	9-28	.321	29-55	.527	78-2.2	46	4	46	168-4.7
Sean Crawford	32-0	34-108	.315	28-84	.333	43-51	.843	48-1.5	35	1	25	139-4.3
Keith Matthews	34-1	52-108	.481	0-2	.000	23-40	.575	64-1.9	12	17	17	127-3.7
Jamel Fields	35-0	39-115	.339	13-54	.241	32-52	.615	62-1.8	39	9	26	123-3.5
Adam Jones	23-0	10-24	.417	0-0	.000	7-10	.700	20-0.9	3	7	4	27-1.2
Gary Martin	17-0	4-13	.308	1-6	.167	2-4	.500	2-0.1	5	0	3	11-0.6
Fairfield Totals	37-37	884-1973	.448	229-662	.346	420-645	.651	1238-33.5	553	151	309	2417-65.3
Opponent Totals	37-37	784-1910	.410	183-532	.344	508-721	.705	1214-32.8	374	119	251	2259-61.1



2012-13 Season

Results (19-16 overall)

11/10	vs. Central Connecticut~	W, 64-63 ot
11/12	at Virginia^	L, 45-54
11/13	vs. Penn^	W, 62-53
11/19	at Lehigh%	L, 67-82
11/20	vs. Fordham%	W, 74-71
11/23	at Providence	L, 47-66
11/27	at DePaul	L, 78-85
12/1	at Austin Peay	W, 74-55
12/7	Canisius*	L, 55-67
12/9	at Rider*	W, 65-52
12/12	Wisc.-Milwaukee	W, 62-46
12/16	Drexel	W, 69-58
12/22	at Saint Joseph's	W, 60-57
12/29	at Old Dominion	W, 55-54
1/3	at Canisius*	W, 66-45
1/5	at Niagara*	L, 67-71
1/11	at Loyola*	L, 58-63 ot
1/13	Niagara	L, 64-67
1/18	at Iona*	L, 73-84
1/21	Loyola*	L, 60-65
1/24	Marist*	W, 71-37
1/27	at Saint Peter's*	W, 61-54
2/1	Rider*	W, 69-59
2/4	at Siena*	W, 64-54
2/7	Saint Peter's*	W, 61-44
2/12	Manhattan*	L, 40-62
2/14	Siena	W, 74-52
2/18	Iona	W, 66-64
2/23	Albany&	L, 50-58
3/1	at Manhattan*	L, 31-34
3/3	at Marist*	L, 60-73
3/8	vs. Saint Peter's@	W, 54-47
3/9	vs. Rider@	W, 43-42
3/10	vs. Manhattan@	L, 42-60
3/20	at Kent State\$	L, 71-73

~ - Connecticut 6 (W. Hartford, Conn.)
 ^ - Preseason NIT (Charlottesville, Va.)
 % - Preseason NIT (Lehigh, Pa.); * - MAAC Game
 & - Bracket Buster; \$ - CIT Tournament

Varsity Roster

No.	Name	Cl.	Ht.	Wt.	Hometown/High School
15	Maurice Barrow	Jr.	6-5	210	Hollis, N.Y. /Christ the King
14	Marcus Gilbert	Fr.	6-6	185	Smyrna, Del. /Acad. Of New Church
13	Mike Hyland	Fr.	5-11	170	Morris Plains, N.J./Gill St. Bernard
0	Justin Jenkins	Fr.	6-2	175	Bronx, N.Y. /Wings Academy
35	Coleman Johnson	Fr.	6-6	215	Oak Hill, Va. /Paul VI
2	Steve Johnston	So.	6-0	170	Stamford, Conn. /St. Luke's
41	Keith Matthews	Jr.	6-5	200	Sebastian, Fla. /Sebastian River
10	Josip Mikulic	Fr.	7-0	228	Siroki, Croatia /North Broward Prep
3	Derek Needham	Sr.	5-11	180	Dalton, Ill. /De La Salle
25	Colin Nickerson	Sr.	6-3	160	Waukegan, Ill. /Waukegan
21	Amadou Sidibe	Fr.	6-8	215	Bronx, N.Y. /Cardinal Hayes
33	Vincent Van Nes	So.	7-0	230	Dorchester, England/Northfield-Mount Hermon
11	Desmond Wade	R-Sr.	5-8	150	Linden, N.J. /Linden

Head Coach: Sydney Johnson

Associate Head Coach: Tony Newsom **Assistant Coaches:** Martin Bahar, Tyson Wheeler

Final Statistics

Player	G/GS	FGs-A	Pct.	3pt-A	Pct.	FTs-A	Pct.	Rebs-Avg	A	BL	S	Pts-Avg
Derek Needham	35-35	175-440	.398	78-239	.326	83-108	.769	119-3.4	110	2	48	511-14.6
Maurice Barrow	35-14	116-256	.453	3-19	.158	76-106	.717	138-3.9	38	22	31	311-8.9
Desmond Wade	31-18	65-205	.317	27-98	.276	41-54	.759	72-2.3	110	8	31	198-6.4
Marcus Gilbert	33-23	69-180	.431	35-96	.365	17-30	.567	106-3.2	21	17	17	190-5.8
Amadou Sidibe	34-28	79-150	.527	0-0	.000	37-55	.673	210-6.2	17	13	17	195-5.7
Colin Nickerson	35-20	77-166	.464	8-27	.296	34-55	.618	157-4.5	86	5	56	196-5.6
Keith Matthews	35-21	68-146	.466	2-7	.286	39-65	.600	105-3.0	17	25	16	177-5.1
Josip Mikulic	33-16	54-140	.386	29-93	.312	6-9	.667	63-1.9	16	21	9	143-4.3
Coleman Johnson	29-0	45-82	.549	0-0	.000	8-19	.421	58-2.0	9	20	13	98-3.4
Justin Jenkins	25-0	22-68	.324	9-25	.360	21-27	.778	19-0.8	13	0	8	74-3.0
Steve Johnston	17-0	9-30	.300	8-25	.320	3-5	.600	11-0.6	8	1	2	29-1.7
Mike Hyland	2-0	0-0	.000	0-0	.000	0-0	.000	0-0.0	0	0	0	0-0.0
Fairfield Totals	35-35	779-1843	.423	199-629	.316	365-533	.685	1167-33.4	445	134	248	2122-60.6
Opponent Totals	35-35	697-1721	.405	134-419	.320	543-784	.693	1140-32.6	297	127	247	2071-59.2



2013-14 Season

Results (7-25 overall)

11/9	vs. Sacred Heart~	W, 67-54
11/13	Hartford^	L, 53-63
11/16	at Loyola	L, 52-59
11/20	Holy Cross^	L, 49-63
11/23	vs. Louisville%	L, 57-71
11/24	vs. Richmond%	L, 47-68
11/29	at Providence	L, 69-78
12/6	at Quinnipiac*	L, 79-83
12/8	Iona*	L, 72-83
12/15	Northeastern	W, 64-60
12/21	at Green Bay	L, 58-74
12/28	at Bucknell	W, 73-64
1/2	at Marist*	L, 56-75
1/4	at Manhattan*	L, 57-83
1/8	Saint Peter's*	L, 55-56
1/10	at Iona*	L, 75-84
1/16	Niagara*	L, 63-67
1/18	Manhattan*	W, 71-67
1/20	at Belmont	L, 53-62
1/23	at Monmouth*	L, 60-63
1/26	Siena*	L, 56-64
2/1	Canisius*	L, 58-84
2/3	at Rider*	L, 65-73
2/7	Monmouth*	W, 60-56
2/10	at Siena*	L, 75-77
2/13	Quinnipiac*	L, 72-80
2/15	Rider*	L, 62-71
2/20	at Niagara*	W, 72-66
2/22	at Canisius*	L, 78-90
2/25	at Saint Peter's*	L, 62-63
2/28	Marist*	W, 78-74
3/6	vs. Saint Peter's@	L, 62-65 ot

~ - Connecticut 6 Classic

^ - Hall of Fame Classic (Bridgeport, Conn.)

% - Hall of Fame Classic (Uncasville, Conn.)

* - MAAC Game;

@ - MAAC Tournament (Springfield, Mass.)

Varsity Roster

No.	Name	Cl.	Ht.	Wt.	Hometown/High School
15	Maurice Barrow	Sr.	6-5	210	Hollis, N.Y. /Christ the King
24	Doug Chappell	Fr.	6-2	175	Alexandria, Va. /Episcopal
5	Lincoln Davis	Fr.	6-3	180	Pittsburgh, Pa. /New Hampton School
14	Marcus Gilbert	So.	6-6	185	Smyrna, Del. /Acad. Of New Church
44	Malcolm Gilbert	Jr.	6-11	235	Smyrna, Del. /Acad. Of New Church
55	Sean Grennan	So.	6-3	172	Toms River, N.J. /Monsignor Donovan
0	Justin Jenkins	So.	6-2	175	Bronx, N.Y. /Wings Academy
35	Coleman Johnson	So.	6-6	215	Oak Hill, Va./Paul VI
23	Steve Johnston	Jr.	6-0	170	Stamford, Conn. /St. Luke's
1	Andrew Leone	Fr.	5-6	150	New York, N.Y. /Loyola
20	K.J. Rose	Fr.	6-1	190	Binghamton, N.Y. /Binghamton
21	Amadou Sidibe	So.	6-8	215	Bronx, N.Y. /Cardinal Hayes
25	Steve Smith	Fr.	6-9	190	Gwynedd Valley, Pa. /La Salle College HS

Head Coach: Sydney Johnson

Associate Head Coach: Tony Newsom Assistant Coaches: Martin Bahar, Tyson Wheeler

Final Statistics

Player	G/GS	FGs-A	Pct.	3pt-A	Pct.	FTs-A	Pct.	Rebs-Avg	A	BL	S	Pts-Avg
Maurice Barrow	32-4	149-342	.436	40-123	.325	109-147	.741	159-5.0	39	24	28	447-14.0
Marcus Gilbert	32-31	143-353	.405	73-199	.367	86-112	.768	164-5.1	50	14	20	445-13.9
KJ Rose	30-29	88-203	.433	14-53	.264	49-93	.527	102-3.4	112	0	25	239-8.0
Steve Johnston	15-0	23-62	.371	22-57	.386	18-26	.692	25-1.7	14	0	8	86-5.7
Amadou Sidibe	32-27	70-155	.452	0-0	.000	40-57	.702	212-6.6	26	10	15	180-5.6
Coleman Johnson	32-28	72-183	.393	0-1	.000	35-54	.648	144-4.5	24	30	14	179-5.6
Doug Chappell	21-6	25-80	.313	18-48	.375	20-33	.606	33-1.6	14	0	7	88-4.2
Sean Grennan	21-10	24-85	.282	15-53	.283	24-29	.828	32-1.5	29	0	5	87-4.1
Justin Jenkins	22-14	34-98	.347	11-34	.324	12-18	.667	35-1.6	25	0	6	91-4.1
Steve Smith	27-1	22-74	.297	21-70	.300	7-8	.875	28-1.0	5	2	3	72-2.7
Lincoln Davis	18-5	15-52	.288	6-22	.273	10-13	.769	21-1.2	17	1	5	46-2.6
Malcolm Gilbert	28-5	32-66	.485	0-0	.000	6-17	.353	76-2.7	5	36	5	70-2.5
Andrew Leone	1-0	0-0	.000	0-0	.000	0-0	.000	1-1.0	0	0	0	0-0.0
Fairfield Totals	32-32	697-1753	.398	220-660	.333	416-607	.685	1134-35.4	360	117	141	2030-63.4
Opponent Totals	32-32	699-1649	.424	154-445	.346	688-967	.711	1133-35.4	338	120	243	2240-70.0



2014-15 Season

Results (7-24 overall)

11/14	vs. Central Conn.~	W, 71-63
11/15	at Duke^	L, 59-109
11/21	Wofford%	L, 36-54
11/22	Sam Houston State%	L, 60-74
11/23	South Dakota%	W, 80-72 ot
11/29	at Northeastern	L, 48-57
12/1	Bucknell	L, 66-72 ot
12/5	Manhattan*	W, 67-54
12/7	at Quinnipiac*	W, 56-52 ot
12/20	Belmont	L, 61-73
12/22	at Albany	L, 66-77
12/28	vs. Loyola Md.\$	L, 59-61 ot
1/2	Siena*	L, 67-68
1/5	Rider*	L, 46-62
1/11	at Siena*	W, 79-67
1/13	at Iona*	L, 58-74
1/16	Marist*	W, 60-54
1/18	at Monmouth*	L, 70-77
1/22	Canisius*	L, 50-64
1/25	at Marist*	L, 67-73
1/30	Monmouth*	L, 59-60
2/5	at Rider*	L, 52-54 ot
2/7	at Saint Peter's*	L, 59-69
2/10	Iona*	L, 57-72
2/13	Quinnipiac*	L, 59-60
2/15	at Manhattan*	L, 70-79
2/19	Niagara	L, 53-55
2/21	Saint Peter's*	W, 57-43
2/27	at Canisius*	L, 65-72
3/1	at Niagara*	L, 56-57
3/5	vs. Saint Peter's@	L, 33-63

~ - Connecticut 6 Classic

^ - Coaches vs. Cancer (Durham, N.C.)

% - Coaches vs. Cancer (Bridgeport, Conn.)

* - MAAC Game;

@ - MAAC Tournament (Albany, N.Y.)

Varsity Roster

No.	Name	Cl.	Pos.	Ht.	Wt.	Hometown/High School
0	Mike Kirkland Jr.	Jr.	F	6-7	215	Ocala, Fla./West Port
1	Jerome Segura	Fr.	G	5-11	175	Houston, Texas/Langham Creek
3	Tyler Nelson	Fr.	G	6-3	185	Bradford, Mass./Central Catholic
4	Jared Harper	Fr.	G	6-1	190	North Hollywood, Calif./Suffield Academy
5	DeMarcus Threatt	Jr.	G	5-10	175	Alabaster, Ala./Thompson
14	Marcus Gilbert	Jr.	F	6-6	185	Smyrna, Del./Acad. Of New Church
20	K.J. Rose	So.	G	6-1	190	Binghamton, N.Y./Binghamton
21	Amadou Sidibe	Jr.	F	6-8	215	Bronx, N.Y./Cardinal Hayes
23	Steve Johnston	Sr.	G	6-0	170	Stamford, Conn./St. Luke's
24	Doug Chappell	So.	G	6-2	175	Alexandria, Va./Episcopal
25	Steve Smith	So.	F	6-9	190	Gwynedd Valley, Pa./La Salle College HS
30	Andrew Leone	So.	G	5-6	160	New York, N.Y./Loyola School
33	Matt Hill	So.	F	6-6	220	Glastonbury, Conn./Glastonbury
35	Coleman Johnson	Jr.	F	6-6	215	Oak Hill, Va./Paul VI
40	Kevin Degnan	Fr.	F	6-9	220	Pearl River, N.Y./Pearl River
44	Malcolm Gilbert	Sr.	C	6-11	235	Smyrna, Del./Acad. Of New Church

Head Coach: Sydney Johnson

Associate Head Coach: Tony Newsom

Assistant Coaches: Tyson Wheeler, Martin Bahar

Final Statistics

Player	G/GS	FGs-A	Pct.	3pt-A	Pct.	FTs-A	Pct.	Rebs-Avg	A	BL	S	Pts-Avg
Marcus Gilbert	31/31	154-348	.443	56-171	.327	143-184	.777	173-5.6	38	19	25	507-16.4
Tyler Nelson	30/27	97-229	.424	64-151	.424	49-57	.860	58-1.9	41	0	21	307-10.2
Mike Kirkland	31/31	87-215	.405	9-35	.257	63-84	.750	123-4.0	32	4	17	246-7.9
Amadou Sidibe	24/22	54-110	.491	0-0	.000	29-42	.690	163-6.8	16	3	12	137-5.7
Jerome Segura	30/13	59-162	.364	13-46	.293	15-31	.464	35-1.2	64	2	15	146-4.9
K.J. Rose	28/14	42-134	.313	10-34	.294	38-65	.585	74/2.6	76	2	24	132-4.7
Steve Johnston	31/8	33-117	.282	26-100	.260	29-41	.707	36-1.2	15	1	17	121-3.9
Coleman Johnson	27/7	38-108	.352	0-0	.000	31-40	.775	102-3.6	19	41	15	107-3.8
Demarcus Threatt	4/0	3-5	.600	1-1	1.000	4-7	.571	1-0.3	3	0	0	11-2.8
Steve Smith	19/0	17-49	.347	14-43	.326	0-1	.000	24-1.3	7	0	1	48-2.5
Kevin Degnan	21/0	20-57	.351	5-25	.200	8-14	.571	43-2.0	5	4	4	53-2.5
Doug Chapell	5-0	2-13	.154	0-7	.000	3-8	.375	1-0.2	0	0	1	7-1.4
Malcolm Gilbert	25/2	8-30	.257	0-0	.000	7-11	.636	47-1.9	8	33	1	23-0.9
Matt Hill	2-0	0-0	.000	0-0	.000	0-0	.000	0-0.0	0	0	0	0-0.0
Andrew Leone	3-0	0-1	.000	0-1	.000	0-0	.000	0-0.0	0	0	0	0-0.0
Jared Harper	4-0	0-0	.000	0-0	.000	0-0	.000	0-0.0	0	0	1	0-0.0
Fairfield Totals	31/31	614-1578	.389	198-614	.322	419-595	.716	979-31.6	324	109	154	1845-59.5
Opponent Totals	31/31	713-1629	.436	146-431	.343	467-695	.672	1118-36.1	381	76	204	2041-65.8



2015-16 Season

Results (19-14 overall)

11/13	vs. Yale ~	L, 57-70
11/15	at North Carolina^	L, 65-92
11/18	at Northwestern^	L, 72-79
11/21	Sacred Heart	W, 83-70 ot
11/24	at Md.-Eastern Shore^	W, 113-74
11/27	Columbia	W, 82-81 ot
12/1	at Iona*	L, 77-101
12/4	Rider*	W, 74-70
12/18	Wagner	L, 64-76
12/22	Loyola, Md.	W, 94-88
12/27	at Bucknell	W, 101-91
1/2	at Manhattan*	L, 66-72
1/4	Dartmouth	W, 97-85
1/7	at Siena*	L, 76-91
1/9	at Rider*	W, 69-64
1/11	Monmouth*	L, 74-86
1/15	Niagara*	W, 73-68
1/19	Saint Peter's*	L, 71-77
1/22	at Marist*	W, 88-76
1/24	Iona*	W, 98-91
1/29	Canisius*	W, 84-77
2/1	at Quinnipiac*	L, 59-64
2/5	at Monmouth*	L, 67-91
2/7	Manhattan*	W, 80-70
2/13	at Quinnipiac*	W, 84-80
2/18	at Canisius*	W, 74-71
2/20	at Niagara*	W, 71-59
2/24	Siena*	W, 76-69
2/27	at Saint Peter's*	L, 68-72
3/5	vs. Saint Peter's@	W, 64-55
3/6	vs. Monmouth@	L, 63-76
3/16	New Hampshire+	L, 62-77

~ - Connecticut 6 Classic

^ - CBE Hall of Fame Classic

* - MAAC Game

@ - MAAC Tournament (Albany, N.Y.)

+ - CollegeInsider.com Postseason Tournament

Varsity Roster

No.	Name	Cl.	Pos.	Ht.	Wt.	High School/Hometown
0	Mike Kirkland Jr.	Sr.	F	6-7	220	West Port/Ocala, FL
1	Jerome Segura	So.	G	5-11	185	Langham Creek/Houston, TX
2	Jerry Johnson Jr.	Fr.	G	6-2	210	Houston/Memphis, TN
3	Tyler Nelson	So.	G	6-3	175	Central Catholic/Bradford, MA
4	Jared Harper	So.	G	6-1	190	Suffield Academy/North Hollywood, CA
5	Scott King Jr.	R-Sr.	F	6-9	220	Holderness School/Derry, NH
10	Thomas Nolan	Fr.	G	6-3	180	Fairfield Prep/Fairfield, CT
13	Jonathan Kasibabu	Fr.	F	6-8	240	Westtown School (Pa.)/Kinshasa, Dem. Rep. of Congo
14	Marcus Gilbert	Sr.	F	6-6	190	Acad. Of New Church/Smyrna, DE
15	Matt Hill	Jr.	F	6-6	230	Glastonbury/Glastonbury, CT
21	Amadou Sidibe	Sr.	F	6-8	230	Cardinal Hayes/Bronx, NY
25	Steve Smith	Jr.	F	6-7	210	La Salle College HS/Gwynedd Valley, PA
30	Andrew Leone	Jr.	G	5-6	150	Loyola School/New York, NY
33	Curtis Cobb	Fr.	G	6-4	175	Wilbraham & Monson/Fall River, MA
34	Matija Milin	Fr.	F	6-9	220	Sports Gymnasium/Belgrade, Serbia
35	Coleman Johnson	Sr.	F	6-6	220	Paul VI/Oak Hill, VA
40	Kevin Degnan	So.	F	6-7	210	Pearl River/Pearl River, NY

Head Coach: Sydney Johnson

Assistant Coaches: Mitch Buonaguro, Tom Parrotta, Tyson Wheeler

Final Statistics

Player	G/GS	FGs-A	Pct.	3pt-A	Pct.	FTs-A	Pct.	Rebs-Avg	A	BL	S	Pts-Avg
Marcus Gilbert	31/31	165-385	.429	78-209	.373	111-142	.782	162-5.2	45	19	29	519-16.7
Tyler Nelson	33/33	158-368	.429	66-191	.346	147-167	.880	103-3.1	95	0	44	529-15.0
Curtis Cobb	29/26	116-271	.428	44-123	.358	36-53	.679	99-3.4	52	12	39	312-10.8
Jerry Johnson Jr.	28/1	75-172	.436	43-107	.402	39-56	.696	75-2.7	39	2	22	232-8.3
Matija Milin	31/3	93-187	.497	19-66	.288	48-69	.696	114-3.7	32	11	8	253-8.2
Jerome Segura	32/32	94-225	.418	12-37	.324	27-50	.540	95-3.0	160	0	30	227-7.1
Jonathan Kasibabu	33/32	73-142	.514	5-15	.333	44-67	.657	181-5.5	31	38	15	195-5.9
Kevin Degnan	24/0	30-62	.484	13-29	.448	1-6	.167	39-1.6	6	6	5	74-3.1
Scott King Jr.	24/5	32-72	.444	6-24	.250	3-5	.600	44-1.8	16	8	4	73-3.0
Coleman Johnson	29/2	28-67	.418	0-1	.000	12-18	.667	106-3.7	20	37	10	68-2.3
Mike Kirkland Jr.	11/0	5-18	.278	1-3	.333	7-10	.700	9-0.8	3	1	3	18-1.6
Steve Smith	13/0	6-21	.286	6-21	.286	0-0	.000	11-0.8	3	1	3	18-1.4
Andrew Leone	8-0	0-1	.000	0-1	.000	4-6	.667	3-0.4	0	0	0	4-0.5
Jared Harper	1-0	0-0	.000	0-0	.000	0-0	.000	1-1.0	0	0	0	0-0.0
Matt Hill	5-0	0-0	.000	0-0	.000	0-1	.000	2-0.4	1	0	1	0-0.0

Fairfield Totals	33/33	875-1991	.439	439-827	.354	479-650	.737	1146-34.7	503	135	213	2522-76.4
Opponent Totals	33/33	902-2072	.435	252-748	.337	489-706	.693	1342-40.7	454	88	193	2545-77.1



2016-17 Season

Results (16-15 overall)

11/11	Sacred Heart	W, 85-63
11/15	at Dartmouth	W, 79-62
11/19	at Wagner	W, 70-64
11/23	at Loyola, Md.	L, 66-81
11/26	Army West Point	W, 75-74
12/1	at Rider*	W, 76-67
12/3	at Siena*	L, 73-80
12/6	Bucknell	L, 64-75
12/18	at North Carolina State	L, 78-99
12/21	vs. Boston College^	W, 89-83
12/30	at Penn	L, 68-74
1/2	Iona*	W, 93-87
1/5	at Manhattan*	W, 97-79
1/10	Canisius*	L, 72-86
1/15	Siena*	L, 54-63
1/17	Saint Peter's*	L, 55-69
1/20	at Iona*	L, 89-96
1/22	at Monmouth*	L, 49-91
1/28	Marist*	W, 72-62
1/31	Manhattan*	W, 78-49
2/2	Niagara*	W, 81-61
2/6	Quinnipiac*	L, 71-73
2/9	at Marist*	W, 73-53
2/13	Rider*	W, 69-67
2/17	at Quinnipiac*	W, 89-86
2/19	at Saint Peter's*	L, 55-74
2/21	Monmouth*	L, 62-82
2/24	at Canisius*	W, 58-55
2/26	at Niagara*	W, 62-58
3/4	at Siena@	L, 66-78
3/15	at UMBC+	L, 83-88

^ - Birthday of Basketball - Mohegan Sun Arena

* - MAAC Game

@ - MAAC Tournament (Albany, N.Y.)

+ - CollegeInsider.com Postseason Tournament

Varsity Roster

No.	Name	Cl.	Pos.	Ht.	Wt.	High School/Hometown
0	Olivier Cadieux	Fr.	G/F	6-4	205	Brebeuf Jesuit/Montreal, Canada
1	Jerome Segura	Jr.	G	5-11	175	Langham Creek/Houston, TX
2	Jerry Johnson Jr.	So.	G	6-2	210	Houston/Memphis, TN
3	Tyler Nelson	Jr.	G	6-3	180	Central Catholic/Bradford, MA
4	Jared Harper	Jr.	G	6-1	180	Suffield Academy/Los Angeles, CA
5	Aidas Kavaliauskas	Fr.	G	6-1	175	SPIRE Academy/Kaunas, Lithuania
10	Thomas Nolan	R-So.	G	6-3	195	Fairfield Prep/Trumbull, CT
11	Deniz Celen	Fr.	C	6-8	240	Anadolu Lisesi/Ankara, Turkey
13	Jonathan Kasibabu	So.	F	6-8	240	Westtown School (Pa.)/Kinshasa, Dem Rep. of Congo
14	Matija Milin	So	F	6-9	215	Sports Gymnasium/Belgrade, Serbia
21	Amadou Sidibe	Sr.	F	6-8	225	Cardinal Hayes/Bronx, NY.
25	Steve Smith	Sr.	F	6-7	210	La Salle College HS/Gwynedd Valley, PA
30	Andrew Leone	Sr.	G	5-6	150	Loyola School/New York, NY
33	Curtis Cobb	So.	G	6-4	185	Wilbraham & Monson/Fall River, MA

Head Coach: Sydney Johnson

Assistant Coaches: Mitch Buonaguro, Tom Parrotta, Tyson Wheeler

Final Statistics

Player	G/GS	FGs-A	Pct.	3pt-A	Pct.	FTs-A	Pct.	Rebs-Avg	A	BL	S	Pts-Avg
Tyler Nelson	31/30	196-442	.443	81-207	.391	131-153	.856	98-3.2	112	4	35	604-19.5
Curtis Cobb	31/24	141-354	.398	56-164	.341	37-61	.607	140-4.5	67	15	25	375-12.1
Jerry Johnson Jr.	27/13	101-263	.384	62-184	.337	43-58	.741	90-3.4	39	2	19	307-11.4
Matija Milin	29/17	99-205	.483	29-90	.322	15-26	.577	118-4.1	25	9	14	242-8.3
Amadou Sidibe	29/26	99-172	.576	0-0	.000	42-73	.575	270-9.3	38	12	14	240-8.3
Jonathan Kasibabu	31/12	76-130	.585	5-18	.278	37-64	.578	151-4.9	36	44	17	194-6.9
Jerome Segura	30/30	69-177	.390	13-52	.250	27-49	.551	85-2.8	122	1	32	178-5.9
Deniz Celen	23/0	20-44	.455	3-19	.158	2-8	.250	49-2.1	8	4	4	45-2.0
Thomas Nolan	16/2	11-37	.297	8-28	.286	0-0	.000	13-0.8	8	1	4	30-1.9
Olivier Cadieux	18/0	8-26	.308	3-11	.273	4-6	.667	18-1.0	4	0	2	23-1.3
Andrew Leone	14/1	1-8	.125	1-7	.141	6-6	1.000	2-0.1	4	0	0	9-0.6
Jared Harper	12/0	1-2	.500	1-2	.500	1-2	.500	3-0.3	1	0	0	4-0.3
Fairfield Totals	31/31	822-1860	.442	262-782	.335	345-506	.682	1116-36.0	464	92	166	2251-72.6
Opponent Totals	33/33	830-1890	.439	210-634	.331	409-604	.677	1182-38.1	392	77	200	2279-73.5



2017-18 Season

Results (17-16 overall)

11/11	Penn	W, 80-72
11/14	Loyola	W, 64-52
11/18	at Purdue	L, 64-106
11/24	vs. Jacksonville^	L, 84-92
11/25	vs. Gardner-Webb^	W, 75-64
11/26	at Wright State^	L, 56-57
12/1	at Wagner	L, 76-78
12/6	at Houston	L, 66-88
12/10	at LIU Brooklyn	W, 76-72
12/17	Old Dominion (AH)	L, 77-82 ot
12/22	New Hampshire	W, 78-68
12/28	Saint Peter's*	W, 70-61
12/30	at Manhattan*	L, 58-61
1/5	at Rider*	L, 77-96
1/7	at Iona*	L, 65-84
1/11	Manhattan*	L, 53-59
1/13	at Marist*	L, 89-95 ot
1/20	Niagara*	W, 104-85
1/23	Rider*	L, 88-90
1/27	vs. Quinnipiac+*	L, 70-75
1/29	Iona*	W, 103-100 ot
2/2	at Monmouth*	W, 79-78
2/5	Siena*	W, 78-65
2/10	at Niagara*	L, 83-95
2/12	at Canisius*	L, 63-81
2/15	Marist*	W, 83-79
2/17	Quinnipiac*	W, 102-98 (2 ot)
2/21	at Siena*	W, 70-69
2/24	Monmouth*	W, 69-66
3/1	vs. Marist@	W, 71-57
3/3	vs. Niagara@	W, 90-77
3/4	vs. Quinnipiac@	W, 74-64
3/5	vs. Iona@	L, 71-83

AH - Alumni Hall

* - MAAC Game

@ - MAAC Tournament (Albany, N.Y.)

+ - Nassau Coliseum

Varsity Roster

No.	Name	Cl.	Pos.	Ht.	Wt.	High School/Hometown
0	Olivier Cadieux	So.	G/F	6-4	205	Brebeuf Jesuit/Montreal, Canada
1	Jerome Segura	Sr.	G	5-11	175	Langham Creek/Houston, Texas
2	Taj Benning	Fr.	G	6-3	185	Bergen Catholic/Fair Lawn, N.J.
3	Tyler Nelson	Sr.	G	6-3	180	Central Catholic/Bradford, Mass.
4	Jared Harper	Jr.	G	6-1	180	Suffield Academy/Los Angeles, Calif.
5	Aidas Kavaliauskas	So.	G	6-1	175	SPIRE Academy/Kaunas, Lithuania
10	Thomas Nolan	R-So.	G	6-3	195	Fairfield Prep/Trumbull, Conn.
11	Alonde LeGrand	Fr.	G	6-5	185	Berkshire/Harlem, N.Y.
12	Kevin Senghore-Peterson	Fr.	F	6-6	220	Myerscough Coll./Frolunda, Sweden
13	Jonathan Kasibabu	Jr.	F	6-8	240	Westtown (Pa.)/Kinshasa, Dem. Rep. of Congo
14	Matija Milin	Jr.	F	6-9	215	Sports Gymnasium/Belgrade, Serbia
15	Wassef Methnani	Fr.	F	6-8	208	The Knox School/Kairoun, Tunisia
23	Ferron Flavors Jr.	So.	G	6-4	180	Stone Mountain CC/Federal Way, Wash.
24	Jesus Cruz	Fr.	G	6-5	210	Loomis Chaffee/Carolina, Puerto Rico
30	Omar El-Sheik	Fr.	F	6-7	195	The Knox School/Cairo, Egypt
35	Aziz Sultan Essa	Fr.	F	6-9	250	Brewster Academy/Kuwait City, Kuwait

Head Coach: Sydney Johnson

Assistant Coaches: Mitch Buonaguro, Tom Parrotta, Tyson Wheeler

Director of Basketball Operations: Stephen Elmore; **Assistant Director of Basketball Operations:** Andrew Leone

Final Statistics

Player	G/GS	FGs-A	Pct.	3pt-A	Pct.	FTs-A	Pct.	Rebs-Avg	A	BL	S	Pts-Avg
Tyler Nelson	33/33	230-547	.420	104-295	.353	168-191	.880	138-4.2	110	3	45	732-22.2
Ferron Flavors Jr.	33/24	134-378	.354	95-283	.336	43-58	.741	120-3.6	36	0	20	406-12.3
Jesus Cruz	33/24	119-276	.431	27-96	.281	35-63	.556	145-4.4	45	6	53	300-9.1
Jonathan Kasibabu	32/31	104-154	.675	9-22	.409	72-107	.673	178-5.6	37	35	13	289-9.0
Wassef Methnani	30/3	75-156	.481	16-45	.356	27-38	.711	108-3.6	25	25	11	193-6.4
Matija Milin	26/16	63-130	.485	14-45	.311	17-29	.586	108-4.2	28	2	9	157-6.0
Aidas Kavaliauskas	20/16	42-90	.467	15-39	.385	8-12	.667	55-2.8	92	1	27	107-5.4
Jerome Segura	30/17	49-127	.386	12-30	.400	16-23	.696	33-1.1	71	0	19	126-4.2
Omar El-Sheikh	23/0	29-57	.509	0-4	.000	21-42	.500	63-2.7	11	9	10	79-3.4
Kevin Peterston	24/0	26-58	.448	6-17	.353	16-34	.471	70-2.9	11	9	1	74-3.1
Taj Benning	25/0	10-31	.323	5-13	.385	15-20	.750	34-1.4	20	5	3	40-1.6
Olivier Cadieux	2/0	0-1	.000	0-1	.000	2-2	1.000	1-0.5	0	0	0	2-1.0
Thomas Nolan	9-0	0-4	.000	0-3	.000	1-2	.500	0	0	0	0	1-0.1
Jared Harper	4-1	0-0	.000	0-0	.000	0-0	.000	1-0.3	1	0	0	0-0.0
Fairfield Totals	33/33	881-2009	.439	303-893	.339	441-621	.710	1151-34.9	487	95	211	2506-75.9
Opponent Totals	33/33	886-1946	.455	271-690	.393	506-716	.707	1243-37.7	422	91	198	2549-77.2



2018-19 Season

Results (9-22 overall)

11/6	at Purdue	L, 57-90
11/10	at Bucknell	W, 60-58
11/13	LIU Brooklyn (WBA)	L, 87-89
11/17	Wagner (WBA)	L, 73-79
11/23	vs. Longwood^	L, 65-67
11/24	at Seattle^	L, 80-83
11/25	vs. Denver^	W, 86-85
12/1	at Army West Point	L, 60-63
12/6	Oakland (AH)	L, 86-87
12/9	at Old Dominion	L, 69-79
12/16	at Boston College	L, 67-77
12/22	at New Hampshire	W, 63-57
1/3	Rider (AH)*	L, 82-83
1/5	at Iona*	L, 87-94
1/7	Niagara (AH)*	W, 77-59
1/10	Saint Peter's (WBA)*	W, 60-57
1/13	at Quinnipiac*	L, 78-80
1/17	at Monmouth*	L, 57-74
1/19	Canisius (AH)*	L, 68-73
1/24	Siena (WBA)*	L, 48-57
1/27	Iona (AH)*	W, 80-68
2/4	at Siena*	L, 50-61
2/9	Monmouth (WBA)*	L, 49-61
2/15	at Canisius*	L, 68-72
2/17	at Niagara*	L, 73-78
2/24	Manhattan (AH)*	W, 72-59
3/1	Marist (AH)*	W, 59-44
3/3	at Saint Peter's*	L, 52-62
3/7	vs. Manhattan@	L, 53-57

WBA - Webster Bank Arena; AH - Alumni Hall

^ - Elgin Baylor Classic (Seattle, Wash.)

* - MAAC Game

@ - MAAC Tournament (Albany, N.Y.)

Varsity Roster

No.	Name	Cl.	Pos.	Ht.	Wt.	High School/Hometown
0	Neftali Alvarez	Fr.	G	6-2	165	Miami Christian/Catano, P.R.
1	Felix Lemetti	Fr.	G	6-1	170	Fryshuset Gymnasium/Stockholm, Sweden
2	Taj Benning	So.	G	6-3	185	Bergen Catholic/Fair Lawn, N.J.
5	Aidas Kavaliauskas	Jr.	G	6-1	175	SPIRE Academy/Kaunas, Lithuania
10	Thomas Nolan	R-Jr.	G	6-3	195	Fairfield Prep/Trumbull, Conn.
11	Calvin Whipple	Fr.	G	6-4	185	Northfield-Mount Hermon/Leominster, Mass.
12	Kevin Senghore-Peterson	So.	F6	-6	220	Myerscough Coll./Frolunda, Sweden
13	Jonathan Kasibabu	Sr.	F	6-8	240	Westtown (Pa.)/Kinshasa, Dem. Rep. of Congo
14	Matija Milin	Sr.	F	6-9	215	Sports Gymnasium/Belgrade, Serbia
15	Wassef Methnani	So.	F	6-8	208	The Knox School/Kairoun, Tunisia
24	Jesus Cruz	So.	G	6-5	210	Loomis Chaffee/Carolina, Puerto Rico
25	Landon Taliaferro	Jr.	G	6-3	185	Boulder/Boulder, Colo.
30	Omar El-Sheikh	So.	F	6-8	220	The Knox School/Cairo, Egypt

Head Coach: Sydney Johnson

Assistant Coaches: Mitch Buonaguro, Tom Parrotta, Tyson Wheeler

Director of Basketball Operations: Stephen Elmore; Assistant Director of Basketball Operations: Liam Curry

Final Statistics

Player	G/GS	FGs-A	Pct.	3pt-A	Pct.	FTs-A	Pct.	Rebs-Avg	A	BL	S	Pts-Avg
Landon Taliaferro	30/28	124-311	.399	90-213	.423	31-42	.738	61-2.0	30	3	21	369-1.3
Neftali Alvarez	30/30	135-326	.414	30-111	.270	45-73	.616	111-3.7	98	2	42	345-11.5
Jonathan Kasibabu	31/30	123-222	.554	8-30	.267	74-105	.705	230-7.4	43	24	30	328-10.6
Jesus Cruz	31/24	114-251	.454	15-55	.273	48-61	.787	131-4.2	42	5	24	291-9.4
Wassef Methnani	29/3	61-146	.418	20-57	.351	16-20	.800	81-2.8	17	18	12	158-5.4
Felix Lemetti	25/13	43-120	.358	36-98	.367	5-10	.500	27-1.1	21	1	9	127-5.1
Matija Milin	26/7	47-85	.553	10-24	.417	24-37	.649	78-3.0	16	3	6	128-4.9
Taj Benning	28/19	47-127	.370	15-48	.313	22-29	.759	71-2.5	48	3	18	131-4.7
Calvin Whipple	24/0	28-73	.384	21-61	.355	2-2	1.000	40-1.7	10	2	5	79-3.3
Aidas Kavaliauskas	28/0	28-65	.431	10-32	.313	21-29	.724	40-1.4	72	0	30	87-3.1
Omar El-Sheikh	10/0	10-20	.500	4-6	.667	2-8	.250	15-1.5	4	2	2	26-2.6
Kevin Peterson	8/0	1-4	.250	0-1	.000	1-4	.250	4-0.5	0	0	0	3-0.4
Thomas Nolan	7/1	0-5	.000	0-4	.000	0-0	.000	0-0.0	0	0	3	0-0.0
Field Totals	31/31	761-1755	.434	259-740	.350	291-420	.693	968-31.2	401	63	202	2072-66.8
Opponent Totals	31/31	748-1625	.460	212-579	.466	459-652	.704	1065-34.4	385	109	201	2167-69.9



2019-20 Season

Results (9-22 overall)

11/5	Bucknell	L, 64-68
11/9	UMass	L, 60-62
11/12	at Holy Cross	W, 68-63 ot
11/17	at Loyola Md.	L, 75-84 ot
11/19	at #7 Maryland	L, 55-74
11/28	vs. USC#	L, 47-54
11/29	vs. Davidson#	L, 56-67
12/1	vs. Texas A&M#	L, 67-62
12/8	William & Mary *	L, 58-62
12/21	at Oakland	W, 61-59 ot
12/28	at Wagner	W, 66-54
1/3	at Niagara*	L, 66-75
1/5	at Canisius*	W, 46-42
1/8	Marist*	L, 58-70
1/10	Manhattan*	W, 68-60
1/15	Saint Peter's*	W, 61-51
1/17	at Iona*	L, 57-64
1/24	at Quinnipiac*	L, 67-81
1/26	Canisius*	W, 63-55
1/31	at Rider *	L, 52-68
2/4	Monmouth*	W, 55-53
2/7	at Siena *	L, 49-65
2/9	Iona*	L, 54-78
2/14	at Marist*	W, 57-53 ot
2/16	at Saint Peter's*	L, 44-61
2/21	Niagara*	W, 61-60
2/23	Siena*	L, 59-62
2/28	Quinnipiac*	L, 58-60
3/1	Rider*	L, 51-65
3/4	at Monmouth*	L, 45-69
3/6	at Manhattan*	W, 66-50
3/10	vs. Manhattan&	L, 42-61

WBA - Webster Bank Arena; AH - Alumni Hall

* - MAAC Game; # - Orlando Invitational

& - MAAC Tournament (Atlantic City, N.J.)

Varsity Roster

No.	Name	Cl.	Pos.	Ht.	Wt.	High School/Hometown
0	Caleb Green	Jr.	G	5-10	175	Proctor Academy Londonderry, N.H.
1	Chris Maidoh	Fr.	F	6-10	180	Scotland Campus (Pa.) New Carrollton, Md.
2	Taj Benning	Jr.	G	6-4	202	Bergen Catholic Fair Lawn, N.J.
4	Jack Mullally	Fr.	G	5-10	155	Xavier Belle Harbor, N.Y.
5	Aidas Kavaliauskas	Sr.	G	6-1	180	SPIRE Academy Kaunas, Lithuania
10	Allan Jeanne-Rose	Fr.	F	6-7	185	St. John Paul II (Fla.) Saint Joseph, Martinique
11	Calvin Whipple	So.	G	6-4	195	Northfield-Mount Hermon Leominster, Mass.
12	Kevin Senghore-Peterson	Jr.	F	6-7	235	Marksgymnasium Gothenburg, Sweden
15	Wassef Methnani	Jr.	F	6-8	208	The Knox School Kairoun, Tunisia
21	Mark Henry	Fr.	G	5-11	166	Hamburg Hamburg, N.Y.
22	John Kelly	Fr.	F	6-7	195	Williston Northampton Shelton, Conn.
23	Vincent Eze	Gr.	F	6-8	210	Putnam Science (CT) Lagos, Nigeria
24	Jesus Cruz	Jr.	G	6-5	210	Loomis Chaffee Carolina, Puerto Rico
25	Landon Taliaferro	Sr.	G	6-5	192	Boulder Boulder, Colo.
30	Omar El-Sheikh	Jr.	F	6-8	220	The Knox School Cairo, Egypt
35	Tshiefu Ngalkulondi	Jr.	F	6-7	215	Proctor Academy Manchester, N.H.

Head Coach: Jay Young

Assistant Coaches: Chris Casey, Bryan Dougher, Patrick Sellers

Basketball Operations: Jim McDonnell

Final Statistics

Player	G/GS	FGs-A	Pct.	3pt-A	Pct.	FTs-A	Pct.	Rebs-Avg	A	BL	S	Pts-Avg	
Landon Taliaferro	31-29	125-351	.356	63-192	.328	60-65	.923	61-2.0	13	6	18	373-12.0	
Jesus Cruz	32-15	141-344	.410	17-69	.246	54-76	.711	114-3.6	6	47	2	26	353-11.0
Taj Benning	32-31	95-269	.353	17-60	.284	108-135	.800	147-4.6	63	4	23	315-9.8	
Vincent Eze	32-30	92-186	.495	0-1	.000	65-112	.580	184-5.8	19	13	20	249-7.8	
Aidas Kavaliauskas	27-10	31-87	.356	16-43	.372	40-50	.800	59-2.2	61	1	24	118-4.4	
Wassef Methnani	30-0	50-117	.427	5-24	.208	24-45	.533	107-3.6	21	20	12	129-4.3	
Chris Maidoh	31-30	46-107	.430	2-10	.200	27-51	.529	144-4.6	18	26	17	121-3.9	
Allan Jeanne-Rose	26-11	27-70	.386	2-25	.080	14-22	.636	50-1.9	13	8	15	70-2.7	
Kevin Peterson	30-2	23-71	.324	2-10	.200	20-38	.526	85-2.8	7	3	3	68-2.3	
Calvin Whipple	30-2	21-67	.313	14-52	.269	5-6	.833	41-1.4	14	5	6	61-2.0	
Mark Henry	1-0	0-0	.000	0-0	.000	0-0	.000	0-0.0	0	0	0	0-0.0	
Fairfield Totals	32/32	651-1669	.390	138-486	.284	417-600	.695	1101-34.4	276	88	164	1857-58.0	
Opponent Totals	32/32	709-1691	.419	218-621	.351	376-526	.715	1035-32.3	400	98	194	2012-62.9	



2020-21 Season

Results (10-17 overall)

Date	Opponent (TV)	Time/Score
11/25	at Providence (FS1)	L, 56-97
12/2	Hartford	L, 61-66
12/4	at Stony Brook	L, 69-72 ot
12/7	at Hartford	L, 54-67
12/11	Iona* [@]	L, 42-70
12/12	Iona*	W, 67-52
12/18	at Niagara*	L, 51-68
12/19	at Niagara*	L, 61-81
12/22	Fairleigh Dickinson	L, 65-69
1/1	Rider*	L, 62-70
1/2	Rider*	W, 72-56
1/9	Siena*	L, 58-74
1/10	Siena*	L, 68-75
1/15	at Marist*	L, 63-73
1/16	at Marist*	W, 55-52
2/7	Quinnipiac*	L, 63-78
2/8	Quinnipiac*	W, 77-70
2/13	at Saint Peter's*	W, 55-50
2/14	at Saint Peter's*	L, 49-66
2/19	Canisius*	L, 69-80
2/20	Canisius*	W, 66-53
3/4	at Manhattan*	L, 59-69
3/5	at Manhattan*	W, 85-67
3/9	vs. Manhattan [^]	W, 59-58 ot
3/10	vs. Monmouth [^]	W, 79-60
3/12	vs. Saint Peter's [^]	W, 52-47
3/13	vs. Iona [^]	L, 51-60

* - MAAC Game; [@] - ESPNU; [^] - MAAC Tourney

Varsity Roster

No.	Name	Cl.	Pos.	Ht.	Wt.	High School/Hometown
0	Caleb Green	R-Jr.	G	5-10	175	Proctor Academy/Londonderry, N.H.
1	Chris Maidoh	So.	F	6-10	190	Scotland Campus (Pa.)/New Carrollton, Md.
2	Taj Benning	Sr.	G	6-4	202	Bergen Catholic/Fair Lawn, N.J.
3	Jalen Leach	Fr.	G	6-4	190	Tilton School (N.H.)/Nyack, N.Y.
4	Jake Wojcik	Jr.	G	6-5	190	Bellarmino College Prep/San Jose, Calif.
5	Supreme Cook	Fr.	F	6-9	200	The Peddie School/East Orange, N.J.
10	Allan Jeanne-Rose	So.	F	6-7	195	St. John Paul II (Fla.)/Saint Joseph, Martinique
11	Calvin Whipple	Jr.	G	6-4	195	Northfield-Mount Hermon/Leominster, Mass.
12	Jack Mullally	Fr.	G	5-10	155	Xavier/Belle Harbor, N.Y.
14	Jason Edokpayi	Fr.	F	6-6	210	Mount St. Joseph/Laurel, Md.
15	Jack Brown	Fr.	F	6-6	195	Brewster Academy/Greenville, Del.
20	Zach Crisler	So.	F	6-9	225	LaSalle College HS/North Wales, Pa.
21	Mark Henry	So.	G	5-11	166	Hamburg/Hamburg, N.Y.
22	John Kelly	So.	F	6-7	195	Williston Northampton/Shelton, Conn.
24	Jesus Cruz	Sr.	G	6-5	210	Loomis Chaffee/Carolina, Puerto Rico
35	Tshiefu Ngalakulondi	R-Jr.	F	6-7	215	Proctor Academy/Manchester, N.H.

Head Coach: Jay Young

Assistant Coaches: Chris Casey, Bryan Dougher, Patrick Sellers

Director of Basketball Operations: Jim McDonnell

Final Statistics

Player	G/GS	FGs-A	Pct.	3pt-A	Pct.	FTs-A	Pct.	Rebs-Avg	A	BL	S	Pts-Avg
Jake Wojcik	21-21	84-205	.410	39-102	.382	76-89	.854	72 3.4	40	1	13	283 13.5
Taj Benning	27-27	104-273	.381	41-112	.366	74-88	.841	133 4.9	33	5	24	323 12.0
Jesus Cruz	27-10	91-244	.373	12-64	.188	42-56	.750	95 3.5	34	8	31	236 8.7
Caleb Green	27-27	86-222	.387	28-84	.333	33-51	.647	59 2.2	76	1	13	233 8.6
Jalen Leach	15-1	32-83	.386	17-50	.340	23-31	.742	38 2.5	15	2	9	104 6.9
Supreme Cook	27-10	60-111	.541	0-1	.000	50-86	.581	141 5.2	5	16	6	170 6.3
Chris Maidoh	22-12	45-94	.479	1-9	.111	18-43	.419	122 5.5	16	14	9	109 5.0
Zach Crisler	21-20	31-95	.326	16-59	.271	17-25	.680	73 3.5	19	4	6	95 4.5
Tshiefu Ngalakulondi	22-2	25-68	.368	6-16	.375	2-10	.200	85 3.9	19	5	7	58 2.6
Jason Edokpayi	9-5	8-16	.500	0-2	.000	1-3	.333	9 1.0	1	1	2	17 1.9
Allan Jeanne-Ros	24-0	11-33	.333	2-10	.200	9-14	.643	34 1.4	13	5	4	33 1.4
Mark Henry	3-0	1-1	.000	0-0	.000	0-0	.000	2 0.7	0	0	0	2 0.7
Calvin Whipple	6-0	1-6	.167	1-6	.167	0-0	.000	5 0.	0	0	0	3 0.5
John Kelly	4-0	1-2	.500	0-1	.000	0-0	.000	1 0.	0	0	1	2 0.5
Jack Mullally	6-0	0-3	.000	0-1	.000	0-0	.000	1 0.2	0	0	0	0 0.0
Jack Brown	1-0	0-0	.000	0-0	.000	0-0	.000	0 0.0	0	0	0	0 0.0
Fairfield Totals	27	580-1456	.398	163-517	.315	345-496	.696	951 35.2	271	62	125	1668 61.8
Opponents Totals	27	663-1517	.437	165-506	.326	309-466	.663	928 34.4	330	94	165	1800 66.7



2021-22 Season

Results (15-18 overall)

Date	Opponent (TV)	Time/Score
11/9	at Providence	L, 73-80
11/14	at Boston College	L, 64-72
11/16	Medgar Evers	W, 110-55
11/20	at Sacred Heart	W, 71-61
11/24	Stony Brook	W, 83-78 ot
11/28	Loyola, Md.	L, 70-75
12/3	at Canisius*	W, 74-68
12/5	at Niagara*	W, 81-71
12/8	Holy Cross	W, 74-59
12/12	at William & Mary	W, 70-47
12/15	at FDU	W, 72-54
12/19	at UMass	L, 73-77 ot
12/23	Wagner	L, 50-63
1/7	Marist*	L, 51-60
1/9	at Siena*	L, 62-69
1/11	Iona*	L, 76-80
1/16	at Quinnipiac*	L, 66-72
1/20	Monmouth*	L, 58-61
1/23	at Marist*	W, 69-66
1/28	at Rider*	W, 76-65
2/4	at Monmouth*	L, 56-69
2/6	Siena*	L, 56-62
2/9	Quinnipiac*	L, 60-69
2/12	Niagara*	W, 73-53
2/14	Canisius*	W, 80-76 ot
2/16	Manhattan*	L, 67-74
2/18	Saint Peter's*	L, 59-70
2/20	at Iona*	L, 58-76
2/27	at Manhattan*	W, 66-62
3/3	Rider*	W, 65-59
3/5	at Saint Peter's*	L, 41-57
3/8	vs. Canisius^	W, 72-50
3/9	vs. Saint Peter's^	L, 63-77

* - MAAC Game; @ - ESPNU; ^ - MAAC Tourney

Varsity Roster

No.	Name	Cl.	Pos.	Ht.	Wt.	High School/Hometown
0	Caleb Green	Gr.	G	5-10	175	Proctor Academy/Londonderry, N.H.
1	Chris Maidoh	Jr.	F	6-10	210	Scotland Campus (Pa.)/New Carrollton, Md.
2	Taj Benning	Gr.	G	6-4	210	Bergen Catholic /Fair Lawn, N.J.
3	Jalen Leach	So.	G	6-4	200	Tilton School (N.H.)/Nyack, N.Y.
4	Jake Wojcik	Sr.	G	6-5	190	Bellarmino College Prep /San Jose, Calif.
5	Supreme Cook	So.	F	6-9	215	The Peddie School /East Orange, N.J.
10	Allan Jeanne-Rose	Jr.	F	6-7	200	St. John Paul II /Saint Joseph, Martinique
11	Makai Willis	Fr.	F	6-9	240	Florida State School /Tallahassee, Fla.
12	Jack Mullally	Jr.	G	5-10	170	Xavier /Belle Harbor, N.Y.
13	Christian Cevis	Fr.	G	6-1	185	West Morris Central Long Valley, N.J.
14	Jason Edokpayi	So.	F	6-6	220	Mount St. Joseph /Laurel, Md.
15	Jack Brown	So.	F	6-6	200	Brewster Academy /Greenville, Del.
20	Zach Crisler	Jr.	F	6-9	215	LaSalle College HS /North Wales, Pa.
21	Mark Henry	Jr.	G	5-11	170	Hamburg /Hamburg, N.Y.
24	Jesus Cruz	Gr.	G	6-5	210	Loomis Chaffee /Carolina, Puerto Rico
33	TJ Long	Fr.	G	6-4	195	Canterbury School /Rockville Centre, N.Y.
35	Tshiefu Ngalakulondi	R-Sr.	F	6-7	215	Proctor Academy/Manchester, N.H.

Head Coach: Jay Young

Assistant Coaches: Chris Casey, Bryan Dougher, Patrick Sellers

Director of Basketball Operations: Jim McDonnell

Final Statistics

Player	G/GS	FGs-A	Pct.	3pt-A	Pct.	FTs-A	Pct.	Rebs-Avg	A	BL	S	Pts-Avg
Taj Benning	33/33	120-313	.383	41-126	.325	85-101	.842	141-4.3	73	12	17	366-11.1
Supreme Cook	33/32	120-236	.508	0-1	.000	93-147	.633	274-8.3	21	25	18	333-10.1
Jake Wojcik	31/24	97-283	.343	60-174	.345	39-43	.907	104-3.4	62	3	31	293-9.5
Jesus Cruz	33/12	122-272	.449	30-93	.323	22-33	.667	126-3.8	49	13	24	296-9.0
Caleb Green	30/29	81-203	.399	29-79	.367	28-34	.824	72-2.4	83	0	25	219-7.3
TJ Long	33/0	83-191	.435	52-129	.403	18-24	.750	91-2.8	25	12	14	236-7.2
Chris Maidoh	30/5	71-103	.689	0-0	.000	24-42	.571	87-2.9	15	15	19	166-5.5
Allan Jeanne-Rose	31/16	56-112	.500	4-21	.190	22-41	.537	57-1.8	36	13	13	138-4.5
Makai Willis	4/0	7-11	.636	0-0	.000	2-2	1.000	10-2.5	3	0	2	16-4.0
Jalen Leach	13/0	18-45	.400	9-30	.300	6-7	.857	21-1.6	12	4	1	51-3.9
Zach Crisler	32/14	39-103	.379	25-79	.316	8-17	.471	59-1.8	14	3	10	111-3.5
Jason Edokpayi	3/0	4-6	.667	0-0	.000	0-0	.000	7-2.3	0	0	1	8-2.7
Jack Mullally	5/0	1-4	.250	1-2	.500	0-0	.000	2-0.4	1	0	0	3-0.6
Jack Brown	4/0	1-3	.333	0-1	.000	0-0	.000	1-0.3	0	0	2	2-0.5
Christian Cevis	6/0	0-2	.000	0-2	.000	1-3	.333	5-0.8	0	2	1	1-0.2
Mark Henry	4/0	0-3	.000	0-1	.000	0-0	.000	0-0.0	0	0	0	0-0.0
Fairfield Totals	33	820-1890	.434	251-738	.340	348-494	.704	1144-34.7	394	101	179	2239-67.8
Opponents Totals	33	797-1866	.427	184-566	.325	399-571	.699	1137-34.5	337	114	176	2177-65.9



2022-23 Season

Results (13-18 overall)

Date	Opponent (TV)	Time/Score
11/7	at Wake Forest	L, 59-71
11/11	at New Hampshire	L, 71-83
11/15	at Xavier	L, 65-78
11/18	at Wagner	L, 52-68
11/25	vs. Towson%	W, 74-59
11/26	vs. Mercer%	L, 58-60
11/27	vs. Evansville%	W, 63-56
12/1	at Manhattan*	L, 53-56
12/3	Saint Peter's*	W, 67-55
12/7	Sacred Heart	W, 61-59
12/12	Yale	L, 64-77
12/18	Coast Guard	W, 86-45
12/22	Drexel	Postponed
12/30	Marist*	W, 73-54
1/1	Siena*	L, 61-70
1/6	Niagara*	L, 69-77
1/13	at Iona*	L, 69-75
1/15	at Saint Peter's*	W, 56-52
1/20	Canisius*	W, 67-58
1/22	at Siena*	W, 62-52
1/26	at Mount St. Mary's*	W, 63-60
1/29	Rider*	L, 69-78
2/3	at Quinnipiac*	L, 51-66
2/5	Iona*	L, 61-70
2/10	at Rider*	L, 57-58
2/12	Mount St. Mary's*	W, 76-72
2/17	at Marist*	W, 70-61
2/19	Manhattan*	L, 72-73
2/24	at Niagara*	L, 68-76
2/26	at Canisius*	L, 51-64
3/2	Quinnipiac*	W, 92-82
3/7	at Saint Peter's^	L, 52-70

* - MAAC Game; @ - ESPNU; ^ - MAAC Tourney

% - Hostilo Hoops Classic (Savannah, Ga.)

Varsity Roster

No.	Name	Cl.	Pos.	Ht.	Wt.	High School/Hometown
0	Caleb Green	R-Jr.	G	5-10	175	Proctor Academy/Londonderry, N.H.
0	Caleb Fields	Gr.	G	6-2	185	Wildwood Catholic/Cape May Court House, N.J.
1	Chris Maidoh	Sr.	F	6-10	220	Scotland Campus (Pa.)/New Carrollton, Md.
2	Brycen Goodine	Sr.	G	6-4	180	St. Andrew's School (R.I.)/New Bedford, Mass./
3	Jalen Leach	Jr.	G	6-4	200	Tilton School (N.H.)/Nyack, N.Y./
4	Jake Wojcik	R-Sr.	G	6-5	190	Bellarmino College Prep /San Jose, Calif.
5	Supreme Cook	Jr.	F	6-9	220	The Peddie School/East Orange, N.J.
10	Allan Jeanne-Rose	Sr.	F	6-7	200	St. John Paul II/Saint Joseph, Martinique
11	Makai Willis	So.	F	6-9	240	Florida State School /Tallahassee, Fla.
12	Jack Mullally	Sr.	G	5-10	170	Xavier /Belle Harbor, N.Y.
13	Anthony Davis Jr.	Fr.	G	6-5	180	Miller School/Stephens City, Va.
14	James Johns Jr.	Fr.	G	6-6	185	Lutheran /Claymont, Del. Long Island (N.Y.)
15	Jack Brown	Jr.	F	6-6	200	Brewster Academy /Greenville, Del.
20	Zach Crisler	Sr.	F	6-9	215	LaSalle College HS/North Wales, Pa.
21	Mark Henry	Sr.	G	5-11	170	Hamburg /Hamburg, N.Y.
25	Michael Rogan	Fr.	G/F	6-7	195	Saratoga Springs/Saratoga Springs, N.Y.
33	TJ Long	So.	G	6-4	195	Rockville Centre, N.Y./Canterbury School

Head Coach: Jay Young

Assistant Coaches: Chris Casey, Bryan Dougher, James Johns

Director of Basketball Operations: Jim McDonnell

Final Statistics

Player	G/GS	FGs-A	Pct.	3pt-A	Pct.	FTs-A	Pct.	Rebs-Avg	A	BL	S	Pts-Avg
Supreme Cook	31/31	149-274	.544	0-0	.000	109-171	.637	265-8.5	19	22	11	407-13.1
Caleb Fields	29/28	110-295	.373	50-156	.321	69-85	.812	94-3.2	69	4	42	339-11.7
TJ Long	31/7	105-287	.366	58-179	.324	58-68	.853	89-2.9	25	17	28	326-10.5
Allan Jeanne-Rose	30/30	97-186	.522	3-17	.176	102-140	.729	124-4.1	65	24	17	299-10.0
Brycen Goodine	4/0	10-23	.435	6-13	.462	3-5	.600	5-1.3	1	1	1	29-7.3
Jalen Leach	30/26	58-163	.356	18-70	.257	50-60	.833	92-3.1	35	7	17	184-6.1
Jake Wojcik	26/19	53-171	.310	19-93	.204	23-29	.793	76-2.9	42	1	21	148-5.7
Chris Maidoh	23-0	40-74	.541	0-0	.000	13-28	.464	73-3.2	16	22	17	93-4.0
James Johns Jr.	28/1	29-98	.296	10-34	.294	15-24	.625	45-1.6	8	5	10	83-3.0
Makai Willis	23/9	20-47	.426	3-15	.200	9-11	.818	54-2.3	7	5	3	52-2.3
Zach Crisler	27-3	16-55	.291	10-41	.244	3-6	.500	32-1.2	8	3	3	45-1.7
Mark Henry	3/0	1-2	.500	0-1	.000	0-0	.000	2-0.7	0	0	0	2-0.7
Jack Brown	8/0	2-5	.400	1-2	.500	0-0	.000	3-0.4	1	3	0	5-0.6
Jack Mullally	5/1	0-1	.000	0-0	.000	0-0	.000	1-0.2	0	0	0	0-0.0
Fairfield Totals	31	690-1681	.410	178-621	.287	454-627	.724	1045-33.7	296	114	170	2012-64.9
Opponents Totals	31	769-1748	.440	161-553	.291	346-483	.716	1060-34.2	336	102	183	2045-65.9

