



FAIRFIELD

SOCCER

2020-21 SEASON PROSPECTUS

## Fairfield Basketball 2020-21

# Arena & Convocation Center Begins



Fairfield University has announced plans to build an 85,000-square foot, 3,500-seat Convocation Center beginning in 2021. The new facility will boast a state-of-the-art broadcast and media center, luxury seating and lounge areas, and updated features that will truly make it a showpiece of Fairfield's modern campus.

Fairfield's new Convocation Center will be home to its Division I basketball and volleyball programs, Prep basketball, and will host convocations, concerts, and gatherings for the University and the neighboring community at large.

"The new arena will be a versatile, dynamic, and contemporary space," said President Mark R. Nemecek, PhD, "providing a much-anticipated upgrade in size, technology, and amenities."

David Frassinelli, vice president for facilities management at Fairfield University, is overseeing the design and construction of the project. He described how sports fans, concertgoers, and event attendees will enter the new Convocation Center from the main entrance off of Loyola Boulevard and find themselves on a spacious, open concourse level, looking toward a large beer garden, satellite concessions, and access to seating that surrounds the court below.

Above the concourse, plans call for an upper level Stags Club with additional rows of seating and a conference room overlooking the court. The lower (court) level will feature amenities to support Stags student-athletes, including a film room, a team lounge, and a training room for taping, icing, and first aid operations.

As the future home of Fairfield's basketball and volleyball programs, the new Convocation Center will feature the latest in today's lighting and scoreboard technology, as well as cutting edge broadcast and audio systems. The upgrades will enhance the quality of the event experience for those in attendance, and will also benefit remote viewers through advanced livestreaming and video production.



# Fairfield Basketball 2020-21

## New Era For Fairfield Basketball



While basketball and volleyball will undoubtedly use the new arena the most, when it comes to recruiting Division I athletes to Fairfield University, the Convocation Center is poised to benefit all Stags athletics programs.

“A modern facility makes an impression on prospective student-athletes, regardless of the sport they play,” Director of Athletics Paul Schlickmann said. “It demonstrates an overall commitment to Athletics by the University and will be transformational in its impact on all our programs.”

With project costs estimated at \$45 million, the planned facility marks the culmination of capital projects detailed in Fairfield’s Master Plan. Over the past three years, this multi-phased plan has delivered on its promise to modernize the physical and technological structure of the Fairfield campus.

“We are seeing tremendous excitement and support from our alumni, parents, and friends,” said Vice President for Advancement Wally Halas. “This Center will bring our entire University community together and serve the town of Fairfield for years to come.”

For updates on the status of this, and all recent and current construction projects on campus, visit [fairfield.edu/moderncampus](http://fairfield.edu/moderncampus).

# Fairfield Basketball 2020-21

## 2020-21 Schedule

Date	Opponent	Location	Time
Wed. November 25	at Providence College	Providence, R.I.	2:00
Sat. November 28	at Stony Brook University	Stony Brook, N.Y.	2:00
Sun. November 29	at Sacred Heart University	Fairfield, Conn. (SHU)	2:00
Wed. December 2	University of Hartford	Fairfield, Conn.	7:00
Fri. December 11	Siena College	Fairfield, Conn.	7:00
Sat. December 12	Siena College	Fairfield, Conn.	7:00
Fri. December 18	at Niagara University	Niagara University, N.Y.	TBA
Sat. December 19	at Niagara University	Niagara University, N.Y.	TBA
Fri. January 1	Rider University	Fairfield, Conn.	7:00
Sat. January 2	Rider University	Fairfield, Conn.	7:00
Fri. January 8	at Saint Peter's University	Jersey City, N.J.	TBA
Sat. January 9	at Saint Peter's University	Jersey City, N.J.	TBA
Fri. January 15	at Marist College	Poughkeepsie, N.Y.	TBA
Sat. January 16	at Marist College	Poughkeepsie, N.Y.	TBA
Fri. January 22	Canisius College	Fairfield, Conn.	7:00
Sat. January 23	Canisius College	Fairfield, Conn.	7:00
Fri. January 29	Iona College	Fairfield, Conn.	7:00
Sat. January 30	Iona College	Fairfield, Conn.	7:00
Fri. February 5	at Manhattan College	Riverdale, N.Y.	TBA
Sat. February 6	at Manhattan College	Riverdale, N.Y.	TBA
Fri. February 19	at Monmouth University	West Long Branch, N.J.	TBA
Sat. February 20	at Monmouth University	West Long Branch, N.J.	TBA
Fri. March 5	Quinnipiac University	Hamden, Conn.	7:00
Sat. March 6	Quinnipiac University	Hamden, Conn.	7:00

# Fairfield Basketball 2020-21

## 2020-21 Rosters

No.	Name	Cl.	Pos.	Ht.	Wt.	High School	Hometown
0	Caleb Green	R-Jr.	G	5-10	175	Proctor Academy	Londonderry, N.H.
1	Chris Maidoh	So.	F	6-10	190	Scotland Campus (Pa.)	New Carrollton, Md.
2	Taj Benning	Sr.	G	6-4	202	Bergen Catholic	Fair Lawn, N.J.
3	Jalen Leach	Fr.	G	6-4	190	Tilton School (N.H.)	Nyack, N.Y.
4	Jake Wojcik	Jr.	G	6-5	190	Bellarmino College Prep	San Jose, Calif.
5	Supreme Cook	Fr.	F	6-9	200	The Peddie School	East Orange, N.J.
10	Allan Jeanne-Rose	So.	F	6-7	195	St. John Paul II (Fla.)	Saint Joseph, Martinique
11	Calvin Whipple	Jr.	G	6-4	195	Northfield-Mount Hermon	Leominster, Mass.
12	Jack Mullally	So.	G	5-10	165	Xavier	Belle Harbor, N.Y.
14	Jason Edokpayi	Fr.	F	6-6	210	Mount St. Joseph	Laurel, Md.
15	Jack Brown	Fr.	F	6-6	195	Brewster Academy	Greenville, Del.
20	Zach Crisler	So.	F	6-9	225	LaSalle College HS	North Wales, Pa.
21	Mark Henry	So.	G	5-11	166	Hamburg	Hamburg, N.Y.
22	John Kelly	So.	F	6-7	195	Williston Northampton	Shelton, Conn.
24	Jesus Cruz	Sr.	G	6-5	210	Loomis Chaffee	Carolina, Puerto Rico
35	Tshiefu Ngalakulondi	R-Jr.	F	6-7	215	Proctor Academy	Manchester, N.H.
2	Taj Benning	Sr.	G	6-4	202	Bergen Catholic	Fair Lawn, N.J.
15	Jack Brown	Fr.	F	6-6	195	Brewster Academy	Greenville, Del.
5	Supreme Cook	Fr.	F	6-9	200	The Peddie School	East Orange, N.J.
20	Zach Crisler	So.	F	6-9	225	LaSalle College HS	North Wales, Pa.
24	Jesus Cruz	Sr.	G	6-5	210	Loomis Chaffee	Carolina, Puerto Rico
14	Jason Edokpayi	Fr.	F	6-6	210	Mount St. Joseph	Laurel, Md.
0	Caleb Green	R-Jr.	G	5-10	175	Proctor Academy	Londonderry, N.H.
21	Mark Henry	So.	G	5-11	166	Hamburg	Hamburg, N.Y.
22	John Kelly	So.	F	6-7	195	Williston Northampton	Shelton, Conn.
10	Allan Jeanne-Rose	So.	F	6-7	195	St. John Paul II (Fla.)	Saint Joseph, Martinique
3	Jalen Leach	Fr.	G	6-4	190	Tilton School (N.H.)	Nyack, N.Y.
1	Chris Maidoh	So.	F	6-10	190	Scotland Campus (Pa.)	New Carrollton, Md.
12	Jack Mullally	So.	G	5-10	165	Xavier	Belle Harbor, N.Y.
35	Tshiefu Ngalakulondi	R-Jr.	F	6-7	215	Proctor Academy	Manchester, N.H.
11	Calvin Whipple	Jr.	G	6-4	195	Northfield-Mount Hermon	Leominster, Mass.
4	Jake Wojcik	Jr.	G	6-5	190	Bellarmino College Prep	San Jose, Calif.

Head Coach: Jay Young (Marist '86), Second Season

Assistant Coaches: Chris Casey (Western Connecticut '86), Bryan Dougher (Stony Brook '12), Patrick Sellers (Central Connecticut '91),

# Fairfield Basketball 2020-21



CHRIS

#1

MAIDOH

SOPHOMORE - FORWARD - 6-10 - 190 - NEW CARROLTON, MD.

2019-20:

Chris Maidoh was named to the MAAC All-Rookie team following his successful freshman campaign. He joined the starting lineup for the season opener against Bucknell, starting a run of 23 consecutive starts by the freshman. He scored in 21 of those 23 contests including a career-high 10 points in 19 minutes against Iona. The forward led the team with 26 blocks in his 30 appearances which placed him 10th in the Metro Atlantic Athletic Conference (MAAC). Maidoh blocked at least one shot in 13 games and secured three or more rejections five times. His best overall defensive effort came in a win against Saint Peter's, posting eight points, nine rebounds, and a personal best four blocks. Maidoh reached double figures in rebounding twice with his 10 caroms at Quinnipiac and another 10 against Monmouth. He placed third in the MAAC for offensive rebounding (2.5 per game) in MAAC games only. He made two or more field goals in 12 games, shooting 50 percent or better in eight of those contests. He ended the season with a 4.6 rebounding average which placed 19th in the MAAC. Maidoh scored in 27 of his 30 appearances which helped the rookie ended the 2019-20 campaign with a 3.9 scoring average.

Before Fairfield:

Maidoh spent last season at Scotland Campus (Pa.) after graduating from Parkdale High School in 2018. As a senior at Parkdale, the forward averaged 10.6 points and 7.0 rebounds per game and was also a defensive presence with 2.3 blocks and 1.4 steals per game. He played in 23 games as a senior and tallied 244 points as well as 162 rebounds.



# Fairfield Basketball 2020-21

## 2019-20 Season Highlights

**All-Rookie:** Chris Maidoh was named to the MAAC All-Rookie team for his performance during the 2019-20 season. The freshman ranked ninth in blocks in overall games (0.8 per game). For the season, Maidoh is averaging 3.9 points and 4.6 rebounds per game and also ranks 10th in rebounding for MAAC games with his 5.9 caroms per contest.

**Defense:** The forward led the team with 26 blocks in his 30 appearances which placed him 10th in the Metro Atlantic Athletic Conference (MAAC). Maidoh blocked at least one shot in 13 games and secured three or more rejections five times. His best overall defensive effort came in a win against Saint Peter's, posting eight points, nine rebounds, and a personal best four blocks. He rejected at least one shot personal-best five consecutive games before it ended at Rider (January 31). He started his career with nine in the first five games of the season. He recorded three blocks vs. Bucknell, Holy Cross, and Maryland. He surpassed that total with four blocks against Saint Peter's on January 15.

**Top Spot:** Chris Maidoh pulled down a team-best nine rebounds at Siena, his fifth straight game as the team's top rebounder (January 24-February 7) No other Stag led the team or was a co-leader in rebounding for five straight games last season. Vincent Eze led twice and was a co-leader in a three-game stretch earlier this season. Maidoh averaged 8.8 rebounds per game during the five-game run.

**Off The Blocks:** Chris Maidoh continued to serve as one of the conference's top shot blockers, registering 16 rejections in the last 18 regular-season games (0.9 per game). He rejected at least one shot personal-best five consecutive games before it ended at Rider (-January 31). He started his career with nine in the first five games of the season. He recorded three blocks vs. Bucknell, Holy Cross, and Maryland. He surpassed that total with four blocks against Saint Peter's on January 15.

**Must Be The Weather:** Chris Maidoh posted four points against USC on November 28, tied it the next night against Davidson, and equaled the number in the Texas A&M game. Before his time in Florida, the freshman tallied two points or less in four of his first five games in a Fairfield uniform. In Orlando, Maidoh netted 6 of 11 shots from the floor and averaged 4.0 points and 2.7 rebounds per game.

**Three-Point Play:** Chris Maidoh posted his first field goal of his career as part of a three-point play that represented the Stags' first points of the game against UMass.

## 2019-20 Season Statistics

Opponent	MP	FG-A	3pt-A	FT-A	Pt.	Reb.	A	TO	BL	ST
Bucknell*	17	0-1	0-1	1-3	1	3	0	0	3	0
UMass*	6	1-2	0-0	1-1	3	2	0	1	0	0
at Holy Cross*	13	1-1	0-0	0-2	2	3	0	1	3	1
at Loyola Md.*	11	1-1	0-0	0-0	2	2	1	0	0	1
at Maryland*	26	1-4	0-2	0-0	2	6	1	2	3	3
vs. USC*	14	2-5	0-1	0-0	4	1	0	0	0	0
vs. Davidson*	13	2-4	0-0	0-0	4	3	0	0	0	0
vs. Texas A&M*	16	2-2	0-0	0-2	4	4	1	0	0	0
William & Mary*	11	0-1	0-0	0-0	0	2	1	0	0	2
at Oakland*	18	3-3	1-1	0-0	7	1	0	0	0	0
at Wagner*	20	0-4	0-0	2-2	2	4	1	0	0	1
at Niagara*	14	3-5	0-0	0-0	6	7	1	4	0	1
at Canisius*	18	2-6	0-1	1-2	5	7	1	3	2	1
Marist*	20	1-2	0-0	0-0	2	4	0	0	0	0
Manhattan*	21	2-5	0-0	1-3	5	6	0	0	1	0
Saint Peter's*	23	3-4	0-0	2-3	8	9	0	0	4	1
at Iona*	20	4-7	0-0	2-5	10	3	0	1	1	0
at Quinnipiac*	24	4-9	0-0	1-2	9	10	1	0	2	0
Canisius*	19	1-4	0-1	0-0	2	9	0	2	1	0
at Rider*	20	1-1	0-0	0-2	2	6	1	0	0	0
Monmouth*	14	0-2	0-1	0-0	0	10	2	0	1	1
at Siena*	25	0-4	0-0	5-8	5	9	0	2	3	0
Iona*	22	0-4	0-1	4-4	4	5	1	1	0	0
at Marist	DNP									
at Saint Peter's	7	0-2	0-0	0-0	0	1	1	0	0	0
Niagara	18	1-3	0-0	0-0	2	7	1	1	0	0
Siena*	24	3-3	1-1	2-2	9	6	0	0	1	0
Quinnipiac	17	1-2	0-0	0-0	2	3	1	1	0	1
Rider*	13	2-4	0-0	0-0	4	6	0	1	0	0
at Monmouth	24	0-1	0-0	4-6	4	3	0	3	0	2
at Manhattan	12	2-3	0-0	0-0	4	1	1	0	0	0



# Fairfield Basketball 2020-21



TAJ

#2

# BENNING

SENIOR - GUARD - 6-4 - 202 - FAIR LAWN, N.J.

## 2019-20

Benning continued his emergence as one of the top guards in the MAAC, having the versatility to rank among the conference leaders in scoring and rebounding. He secured the 25th spot for scoring among MAAC student-athletes, netting 9.8 points every forty minutes. His 4.6 rebounds per game also equaled the number of caroms by teammate Chris Maidoh, who rated 19th in the conference statistics. Benning enjoyed a strong finish to the 2019-20 campaign, scoring in double figures during 10 of the final 16 games. He posted a season-best 19 points at Rider on January 31, his fourth game with 10 or more points over a run of five contests. Over the final 16 games of the season, Benning averaged 11.4 points per game and 2.5 assists per game. Benning was one of the team's top free throw shooter by making 80 percent of his attempts, good enough for eighth in the MAAC overall statistics. His best game at the line came against Saint Peter's when he netted all 10 of his charity tosses. He made six or more free throws seven times during the season, four of which were perfection (8 of 8 at Marist; 10 of 10 vs. Saint Peter's; 6 of 6 vs. Texas A&M; 6 of 6 at Loyola Maryland). Benning garnered a team-high 31 starts and was one of three Stags to play in all 32 games, averaging a team-best 33.5 minutes per game (7th in the MAAC).

## 2018-19

Tajj Benning became part of the starting rotation during the 2018-19 campaign and responded with his best season as a Stag. The guard posted a 4.7 scoring average through his 28 appearances with 19 starts. He averaged nearly two assists per game with 48 assists (1.7 per game) and ranked at the top of the team in free throw percentage (.759). His ball handling skills were especially noticeable with his positive assist-turnover ratio (48 assists, 36 turnovers). Benning posted three double-digit scoring games beginning with a career-high 12 points against LIU Brooklyn, a mark he would later tie against Monmouth at home. He also managed an 11-point effort against Oakland in a home game. He put together a solid all-around contest against Marist on March 1, establishing career best with seven assists (one turnover) and eight rebounds in addition to his five points. He also played 40 minutes in that outing with the Red Foxes.

## 2017-18

Benning appeared in 25 games as a reserve during his freshman campaign, making his debut in the season opener against Penn. He made his first of five three point field goals in that game, finishing his first collegiate game with three points. He scored in 12 of his appearances, highlighted by a season-high eight points in a personal-best 26 minutes played against Rider at Webster Bank Arena. His point total surpassed his previous high of seven points established at Rider a few weeks earlier. Benning rated as one of the team's top free throw shooters at 75 percent, netting 15 of his 20 attempts which included two 4-for-4 performances (at Rider and vs. Siena). He concluded the season with more assists (20) than turnovers (16) and also secured 1.4 rebounds per contest. His best performance around the glass came at Wright State when he posted five caroms in 25 minutes. For the season, Benning averaged 1.6 points, 1.4 rebounds and 0.8 assists per outing.

## Before Fairfield

Taj Benning was a highly-decorated guard at Bergen Catholic High School. As a sophomore, Benning helped the basketball team capture the Bergen County championship, earning a spot on the All-Tournament team. He also received berths to the All-Big North Conference first team as well as the All-Bergen County second team. In his junior season, Benning also captured All-Tournament honors after leading the high school to a semifinal appearance. He ended the year with spots on the All-County and All-League first teams. As a senior, Benning garnered an honorable mention berth to the All-State team in addition to first team accolades for All-County and All-League. He was also honorable mention MSG Varsity Tristate.



# Fairfield Basketball 2020-21

## 2019-20 Season Highlights

**Catching Caroms:** Taj Benning tied for the team-best with six rebounds at Rider, the fifth time he has been the team's top or co-leading rebounder this season. Among those games, the guard secured a team-best and a personal best nine rebounds at Canisius on January 5. Benning places third on the team with his 4.6 rebounding average, just behind Chris Maidoh (4.8 per game) and Vincent Eze (5.8 per game).

**Overtime Ovation:** Taj Benning was instrumental in the team's overtime win at Marist, scoring seven of the team's 12 points in a 57-53 win. More important, he made all four of his free throws in the final 23 seconds of overtime, turning a one-point lead into a three-point edge in both situations. In the final five minutes of games this season, Benning is the team's leading scorer with 3.0 points per game and is shooting 84 percent from the line (42 of 50).

**Shooter's Touch:** Taj Benning posted a team-best 14 points at Marist, the sixth time in nine games in which he was the team's top scorer. He also paced the offense with 16 points against Iona, 19 points at Rider on January 31, at Saint Peter's at Iona with 15 points, and 15 points at Marist. Over the last 18 contests, Benning is averaging 10.6 points each night (190 points). He has found a good part of his success at the free throw line during the 15-game stretch, netting 56 of 67 attempts (.836).

**Ball Control:** Taj Benning posted back-to-back games without committing a turnover (at Iona and at Quinnipiac). The guard went 67 minutes without a miscue. In his freshman season, Benning went six games without a miscue, a run of games that totaled 65 minutes combined.

### 2019-20 Season Statistics

Opponent	MP	FG-A	3pt-A	FT-A	Pt.	Reb.	A	TO	BL	ST
Bucknell*	35	6-15	0-0	0-0	12	7	0	1	0	1
UMass*	40	2-6	0-1	3-3	7	7	5	2	0	1
at Holy Cross*	43	3-6	0-0	7-8	13	6	4	2	0	1
at Loyola Md.*	42	4-10	0-0	6-6	14	7	5	4	0	1
at Maryland*	28	2-10	0-2	2-2	6	3	3	2	0	0
vs. USC*	28	1-10	1-3	0-0	3	4	2	6	0	2
vs. Davidson*	35	4-8	0-2	0-1	8	5	2	1	0	0
vs. Texas A&M*	33	1-6	0-2	6-6	8	2	7	1	0	0
William & Mary*	33	4-11	0-1	2-3	10	3	4	1	0	1
at Oakland*	41	3-12	1-4	3-4	10	4	1	1	1	0
at Wagner*	35	3-7	0-3	4-6	10	6	0	2	0	1
at Niagara*	15	3-3	1-1	1-4	8	2	2	0	0	1
at Canisius	27	3-9	0-0	0-0	6	9	1	3	0	0
Marist*	35	3-6	1-3	3-5	10	3	6	2	1	1
Manhattan*	35	2-5	0-1	4-6	8	2	1	3	0	0
Saint Peter's*	27	2-8	1-2	10-10	15	4	2	3	1	1
at Iona*	33	5-11	2-3	3-4	15	3	1	0	1	1
at Quinnipiac*	34	4-11	0-2	4-4	12	7	2	0	0	0
Canisius*	32	2-6	0-0	0-0	4	4	1	3	0	1
at Rider*	37	5-9	3-3	6-8	19	3	0	2	0	1
Monmouth*	35	0-5	0-0	5-6	5	9	2	3	0	1
at Siena*	26	3-7	0-1	2-2	8	1	0	2	0	1
Iona*	34	5-11	2-3	4-5	16	2	1	2	0	0
at Marist*	43	3-10	1-5	8-8	15	8	0	1	0	0
at Saint Peter's*	35	2-12	0-2	3-4	7	6	1	2	0	1
Niagara*	29	4-11	2-6	4-6	14	2	0	0	0	0
Siena*	34	4-9	1-3	2-2	11	2	1	0	0	2
Quinnipiac*	34	6-11	1-2	0-0	13	4	0	1	0	1
Rider*	32	0-7	0-1	4-4	4	6	2	0	0	0
at Monmouth*	30	3-8	0-2	1-4	7	6	1	5	0	2
at Manhattan*	37	2-4	0-0	3-4	7	5	4	1	0	1

\* - starter

### 2018-19 Season Statistics

Opponent	MP	FG-A	3pt-A	FT-A	Pt.	Reb.	A	TO	BL	ST
at Purdue*	24	1-9	0-4	1-2	3	4	1	2	0	0
at Bucknell*	37	1-4	0-1	7-7	9	2	0	1	0	0
LIU Brooklyn*	33	5-9	2-2	0-0	12	5	4	1	1	0
Wagner*	29	1-3	1-1	1-2	4	2	1	2	0	0
vs Longwood*	16	0-0	0-0	0-0	0	2	0	2	0	0
at Seattle*	28	1-6	0-1	3-3	5	3	2	1	0	1
vs Denver*	30	2-3	0-0	0-0	4	1	5	0	0	0
at Army*	37	3-6	1-3	0-0	7	7	4	3	0	2
Oakland*	30	5-11	1-4	0-0	11	1	2	0	0	2
at Old Dominion*	31	2-8	2-7	0-0	6	2	3	1	0	1
at Boston College	DNP									
at New Hampshire	2	0-1	0-1	1-2	1	1	0	0	0	0
Rider	8	2-3	1-2	0-0	5	0	1	0	0	0
at Iona	11	1-4	0-1	0-0	2	2	0	2	1	0
Niagara	1	0-0	0-0	0-0	0	0	0	1	0	0
Saint Peter's	DNP									
at Quinnipiac	DNP									
at Monmouth	5	1-3	1-2	0-0	3	1	0	2	0	0
Canisius	14	0-2	0-1	0-0	0	2	0	1	0	0
Siena	11	0-2	0-1	0-0	0	0	0	2	1	1
Iona	6	0-0	0-0	0-0	0	0	0	0	0	0
at Manhattan	6	0-1	0-1	0-0	0	2	1	0	0	0
at Marist*	20	3-4	1-2	1-1	8	2	0	0	0	1
at Siena*	37	2-5	1-2	0-0	5	4	3	1	0	1
Monmouth*	36	3-6	0-2	6-8	12	7	4	2	0	1
at Canisius*	25	3-6	1-3	0-0	7	2	1	5	0	2
at Niagara*	24	4-9	0-1	0-0	8	3	1	0	0	2
Manhattan*	32	1-3	1-1	0-0	3	4	5	1	0	3
Marist*	40	2-7	0-2	1-2	5	8	7	1	0	0
at Saint Peter's	32	3-6	2-2	0-0	8	1	0	4	0	1
vs. Manhattan	40	1-6	0-1	1-2	3	4	3	1	0	0

\* - starters

### 2017-18 Season Statistics

Opponent	MP	FG-A	3pt-A	FT-A	Pt.	Reb.	A	TO	BL	ST
Penn	9	1-1	1-1	0-0	3	3	0	0	0	0
Loyola Md.	8	0-1	0-0	0-0	0	1	1	0	0	0
at Purdue	16	1-2	0-0	1-3	3	3	1	2	1	0
vs Jacksonville	8	0-1	0-1	0-0	0	3	2	0	0	0
vs Gardner Webb	2	0-0	0-0	0-0	0	0	1	0	0	0
at Wright State	25	1-5	0-2	0-0	2	5	3	1	0	0
at Wagner	5	0-0	0-0	0-0	0	1	1	0	0	0
at Houston	12	0-2	0-1	0-0	0	1	0	0	0	0
at LIU-Brooklyn	DNP									
Old Dominion	14	0-0	0-0	1-2	1	0	1	0	0	0
New Hampshire	6	0-0	0-0	0-0	0	2	1	0	0	0
Saint Peter's	3	0-2	0-1	0-0	0	0	0	0	0	0
at Manhattan	DNP									
at Rider	25	1-3	1-2	4-4	7	2	2	0	2	1
at Iona	13	1-2	0-0	0-0	2	0	0	1	0	0
Manhattan	5	0-0	0-0	0-0	0	0	2	1	0	0
at Marist	2	0-0	0-0	0-0	0	0	0	0	0	0
Niagara	18	0-1	0-0	1-2	1	1	0	0	0	1
Rider	26	3-6	2-2	0-0	8	3	3	3	0	0
vs. Quinnipiac	16	0-2	0-1	2-2	2	2	1	1	0	0
Iona	DNP									
at Monmouth	DNP									
Siena	11	0-0	0-0	4-4	4	0	0	0	1	0
at Niagara	12	2-2	1-1	2-3	7	1	1	2	1	0
at Canisius	5	0-0	0-0	0-0	0	2	0	1	0	1
Marist	4	0-0	0-0	0-0	0	1	0	1	0	0
Quinnipiac	DNP									
at Siena	DNP									
Monmouth	2	0-1	0-1	0-0	0	0	0	0	0	0
vs. Marist	t7	0-0	0-0	0-0	0	3	0	3	0	0
vs. Niagara	DNP									
vs. Quinnipiac	DNP									
vs. Iona	1	0-0	0-0	0-0	0	0	0	0	0	0

# Fairfield Basketball 2020-21



ALLAN

#10

JEANNE-ROSE

SOPHOMORE - GUARD - 6-7 - 195 - SAINT JOSEPH, MARTINIQUE

2019-20:

Allan Jeanne-Rose started just one of his first 15 games as a Stag, averaging 1.4 points per game during that first half of the season. He became a regular in the starting lineup with his nod at Siena on February 7 and tallied a personal-best 10 points and a career-high seven rebounds that night. He would surpass that scoring total with his 11-point effort against Niagara, making five of seven field goal attempts along with one free throw. The guard started 10 of his final 11 appearances and averaged 4.6 points per game during the season-ending run. Jeanne-Rose put together a personal-best nine-game scoring streak from January 26 to February 23 during which he posted a 5.8 scoring average (53 points). He also picked up his performance around the glass, averaging 3.4 rebounds per game over the final 11 games of the season including four games with five or more rebounds (7 at Siena, 5 vs. Niagara, 5 vs. Quinnipiac, and 5 at Manhattan).

Before Fairfield: Jeanne-Rose joins the Fairfield University basketball program as a graduate of Saint John Paul II High School in Florida where he helped lead the team to a 28-5 record and a Class 3A State championship. His dunk at the buzzer was the difference in the championship game, a shot which earned him a spot on ESPN's SportsCenter Top 10 that night. The guard posted impressive numbers as senior, registering 17.5 points and 7.7 rebounds per game. He capped his final season with the basketball team by earning the 2019 All-Big Bend Player of the Year. With his efforts, Saint John Paul II won 18 straight games to close out the season during which he averaged 21 points per game and recorded eight games with 10 or more rebounds.



# Fairfield Basketball 2020-21

## 2019-20 Season Highlights

**Career High:** Allan Jeanne-Rose posted a personal-best 11 points in the win against Niagara on February 21, hitting the total by making five of his seven field goal attempts. The point total marked the fifth time in the an eight game span that he established a career-high for scoring. Jeanne-Rose averaged 6.4 points per game during the eight-game run (January 26-February 21).

**Starting Line:** Allan Jeanne-Rose enjoyed success when he became a regular in the starting lineup, averaging 5.2 points per game in his eight starting nods (41 points). In those eight games, Jeanne-Rose led the team in field goal percentage (.421 - 16 of 38). He scored seven or more points in four of his eight starts last season, highlighted by his career-best 11 points against Niagara and 10 points at Siena, his first collegiate start.

**Game Winner:** Allan Jeanne Rose scored the game-winning points with 0.2 seconds remaining in the second half to lift the Stags to a 55-53 win over Monmouth. The freshman secured a rebound and went the length of the court to score the deciding layup. The basket also raised his point total to six points which represented a career high until he netted 10 points at Siena.

## 2019-20 Season Statistics

Opponent	MP	FG-A	3pt-A	FT-A	Pt.	Reb.	A	TO	BL	ST
Bucknell	16	0-1	0-0	0-0	0	3	2	2	0	0
UMass	13	2-3	0-1	0-0	4	2	1	2	0	0
at Holy Cross	11	0-1	0-1	0-0	0	2	0	0	0	2
at Loyola Md.	3	0-0	0-0	0-0	0	0	0	1	0	0
at Maryland	14	0-1	0-1	0-0	0	1	2	2	0	0
vs. USC	10	0-0	0-0	0-0	0	0	0	0	0	0
vs. Davidson	1	0-0	0-0	0-0	0	0	0	0	0	0
vs. Texas A&M	DNP									
William & Mary	7	0-0	0-0	0-0	0	1	0	0	0	0
at Oakland	8	0-1	0-1	0-0	0	0	2	0	0	0
at Wagner	DNP									
at Niagara	4	0-0	0-0	1-2	1	0	1	0	0	0
at Canisius*	7	0-0	0-0	0-0	0	0	0	0	0	0
Marist	5	0-0	0-0	0-0	0	0	0	0	0	0
Manhattan	DNP									
Saint Peter's	DNP									
at Iona	DNP									
at Quinnipiac	DNP									
Canisius	12	2-2	0-0	0-0	4	4	0	1	0	1
at Rider	16	2-5	0-1	1-2	5	1	0	1	0	1
Monmouth	20	2-6	0-1	2-2	6	2	0	1	1	1
at Siena*	34	4-8	0-1	2-3	10	7	0	3	0	3
Iona*	24	0-2	0-2	1-2	1	0	0	2	1	0
at Marist*	20	3-7	1-4	0-0	7	3	0	3	0	0
at Saint Peter's*	27	2-3	0-1	3-4	7	0	0	1	2	0
Niagara*	27	5-7	0-1	1-2	11	5	1	2	0	0
Siena*	14	1-4	0-1	0-0	2	0	2	1	1	0
Quinnipiac*	17	0-4	0-3	0-0	0	5	1	1	1	2
Rider	25	0-1	0-0	0-1	0	3	0	3	0	2
at Monmouth	26	1-6	1-4	0-0	3	2	0	2	1	1
at Manhattan	21	1-3	0-1	1-2	3	5	1	0	1	1



# Fairfield Basketball 2020-21



CALVIN

#11

WHIPPLE

JUNIOR - GUARD - 6-4 - 195 - LEOMINSTER, MASS.

2019-20

Calvin Whipple continued his role as a key reserve, something that he carried over from his rookie season. The sophomore played in all but two games during the 2019-20 campaign, earning a pair of starts at Marist and Saint Peter's in successive games. Whipple averaged 22 minutes as a starter highlighted by a personal-best 31 minutes at Marist. When he came off the bench, Whipple played 11.5 minutes per outing with his season high as a reserve coming against UMass, a 29-minute stint during which he netted six points from behind the three-point line. Over the first nine games of the season, Whipple averaged 4.0 points per game which was highlighted by an eight-point effort against Davidson. He would surpass that total with nine points in a home win against Saint Peter's, netting all three of his three-point attempts. For the season, he averaged 2.0 points and 1.4 rebounds per game with 14 of his 21 field goals coming from behind the three-point line. He scored in 14 of his 30 appearances.

2018-19

Whipple quickly earned a reputation for his marksmanship behind the three-point line, placing fourth on the team with 21 shots from behind the arc and second among Fairfield newcomers. He showed his prowess from long distance in the Boston College game when he made seven of 14 three-point attempts en route to his personal-best 21 points on the road. The performance was his only double-digit games over his 24 appearances as a reserve. His nearly hit double figures against Niagara at home, posting eight points which was enhanced by his two three-point field goals. He was also adept at handling the basketball, averaging one turnover every 33 minutes of play in addition to dishing off 10 assists. Whipple made at least one three-point field goal in 12 games, highlighted by four contests with two or more long-range baskets. After missing his first four shots as a collegiate, Whipple found his touch by shooting 55 percent from the floor over the next four games (11 of 20). He registered a field goal percentage of 50 percent or better 10 times as a rookie.

Before Fairfield

Whipple joined the Fairfield University men's basketball program after spending the last four seasons at Northfield Mount Hermon. He developed into one of the program's top three-point shooters over his four years, capping his career with 84 three pointers for Northfield Mount Hermon. He was a regular in the starting lineup with 34 starts in 35 appearances as a senior, averaging just under 10 points per game. He was part of Northfield Mount Hermon's 2016 and 2018 New England (NEPSAC) Regular Season and Postseason Championship teams. He garnered a nomination for the McDonald's All-America team as well. He was also selected as an ESMARK All-American, given to student-athletes in recognition for outstanding athletic, educational and community service achievements by high school student-athletes across the United States in 16 major sports programs.



# Fairfield Basketball 2020-21

## 2019-20 Season Highlights

**Start Up:** Calvin Whipple received his first career start when he earned the nod at Marist (February 14). He responded by tying his career high with two assists in addition to his three points and two rebounds. His point total was his best since posting five points at Iona in mid-January.

**Nothing But Net:** Calvin Whipple came off the bench to score a season-high nine points against Saint Peter's (January 15), his best scoring total since establishing his career high with 21 points at Boston College in 2018-19. The sophomore made all three of his shots from behind the three-point line. He also was the top reserve scorer in the game.

**Second-Half Run:** Calvin Whipple scored all eight of his points in the second half against Davidson. The sophomore made a pair of three pointers in the game for the second time this year and the fourth time in his career. Whipple's eight points represented a season-high at the time and were the most since he netted the same point total against Niagara last season.

**Off The Bench:** Calvin Whipple came off the bench to grab a couple of rebounds in 14 minutes of work against Bucknell. The guard also picked up his first assist of the season.

## 2019-20 Season Statistics

Opponent	MP	FG-A	3pt-A	FT-A	Pt.	Reb.	A	TO	BL	ST
Bucknell	14	0-3	0-1	0-0	0	2	1	1	0	0
UMass	14	2-3	2-3	0-0	6	4	1	1	0	0
at Holy Cross	20	2-5	1-4	0-0	5	1	0	0	1	0
at Loyola Md.	24	1-2	0-1	2-2	4	2	1	2	0	1
at Maryland	19	2-3	2-3	0-0	6	1	0	1	0	0
vs. USC	16	0-4	0-4	0-0	0	2	1	0	0	0
vs. Davidson	13	3-4	2-3	0-0	8	0	1	1	1	0
vs. Texas A&M	15	1-5	0-4	0-0	2	1	0	1	0	0
William & Mary	14	2-3	1-2	0-0	5	0	0	0	0	0
at Oakland	12	0-0	0-0	0-0	0	3	1	0	0	0
at Wagner	13	1-2	0-1	0-0	2	2	0	0	0	0
at Niagara	8	0-0	0-0	0-0	0	1	1	0	0	0
at Canisius	5	1-2	0-1	0-0	2	1	0	0	0	0
Marist	10	0-2	0-1	0-0	0	0	0	1	1	2
Manhattan	11	0-1	0-0	0-0	0	3	0	1	0	0
Saint Peter's	19	3-4	3-3	0-0	9	0	2	0	0	1
at Iona	14	1-5	1-5	2-2	5	0	0	0	1	0
at Quinnipiac	10	0-1	0-1	0-0	0	1	0	0	0	0
Canisius	DNP									
at Rider	6	0-0	0-0	1-2	1	2	0	0	0	0
Monmouth	7	0-1	0-1	0-0	0	0	0	0	0	0
at Siena	9	0-1	0-1	0-0	0	2	0	0	0	0
Iona	4	0-0	0-0	0-0	0	1	0	0	0	0
at Marist*	31	1-5	1-4	0-0	3	2	2	0	1	1
at Saint Peter's*	11	1-2	1-2	0-0	3	3	0	0	0	0
Niagara	4	0-0	0-0	0-0	0	2	1	0	0	0
Siena	6	0-1	0-1	0-0	0	2	0	0	0	0
Quinnipiac	4	0-1	0-1	0-0	0	0	1	0	0	0
Rider	9	0-2	0-1	0-0	0	1	0	0	0	0
at Monmouth	8	0-3	0-3	0-0	0	1	0	2	0	0
at Manhattan	DNP									

## 2018-19 Statistics

Opponent	MP	FG-A	3pt-A	FT-A	Pt.	Reb.	A	TO	BL	ST
at Purdue	2	0-0	0-0	0-0	0	0	0	0	0	0
at Bucknell	DNP									
LIU Brooklyn	DNP									
Wagner	9	0-1	0-1	0-0	0	0	0	0	0	0
vs Longwood	DNP									
at Seattle	11	0-3	0-3	0-0	0	2	0	0	1	0
vs Denver	6	1-1	0-0	0-0	2	0	0	0	0	0
at Army	23	2-4	0-2	0-0	4	8	0	1	0	0
Oakland	DNP									
at Old Dominion	3	1-1	1-1	0-0	3	0	0	0	0	0
at Boston College	34	7-14	7-14	0-0	21	1	1	1	0	0
at New Hampshire	26	0-1	0-1	2-2	2	4	0	2	0	0
Rider	15	0-1	0-1	0-0	0	0	1	0	0	0
at Iona	DNP									
Niagara	20	3-5	2-4	0-0	8	4	0	0	0	0
Saint Peter's	27	3-4	1-2	0-0	7	2	1	1	0	1
at Quinnipiac	13	2-4	2-4	0-0	6	1	1	0	0	0
at Monmouth	13	1-3	1-3	0-0	3	2	2	0	0	0
Canisius	25	1-5	1-4	0-0	3	3	0	0	0	1
Siena	24	2-6	1-4	0-0	5	3	1	1	0	2
Iona	7	0-1	0-1	0-0	0	1	0	0	0	0
at Manhattan	18	2-7	2-7	0-0	6	3	1	0	0	1
at Marist	16	0-3	0-3	0-0	0	0	0	0	0	0
at Siena	9	1-2	1-1	0-0	3	1	0	0	0	0
Monmouth	9	0-4	0-3	0-0	0	2	0	0	1	0
at Canisius	14	1-2	1-1	0-0	3	2	1	0	0	0
at Niagara	3	0-0	0-0	0-0	0	1	0	0	0	0
Manhattan	1	0-0	0-0	0-0	0	0	0	0	0	0
Marist	DNP									
at Saint Peter's	6	1-1	1-1	0-0	3	0	0	0	0	0
vs. Manhattan	DNP									



# Fairfield Basketball 2020-21



## JESUS CRUZ

# #24

SENIOR - GUARD - 6-5 - 210 - CAROLINA, P.R.

2019-20

Jesus Cruz split his time between the starting lineup and coming off the bench in 2019-20, opening the year with 12 straight starts. He opened the run with a season-high 24 points against Bucknell, one of his six 20-point efforts during the year. He scored in double figures in the first seven games of the season and nine of the first 10 dates. As a starter, Cruz averaged 13.2 points per game, but tallied 9.1 points per game off the bench. His best performance as a reserve came against Quinnipiac when he tallied 22 points, just one point better than his 21 points off the bench against Canisius and at Manhattan. Cruz ended the season with an 11.0 scoring average which placed second on the team. His scoring total also strong enough to place 21st in the MAAC. Cruz led the team with 26 steals in his 32 appearances, averaging 0.8 per game. He posted seven games with two or more steals including two with five steals (UMass and at Oakland).

2018-19

Cruz improved his consecutive games played streak alive by appearing in all 31 games last season, joining Jonathan Kasibabu as the only Stags to play in every game in 2018-19. He also gained entry in all 33 games as a freshman, giving him a run of 64 straight appearances. The guard averaged 9.4 points per game over his 31 outings, 24 of which were as a starter, leading all guards on the team with his .454 field goal percentage. He netted 10 or more points 15 times which included three 20-point performances (20 points at Quinnipiac, 21 vs. Canisius, and career-high 24 vs. Iona). Earlier in the year, Cruz secured a double-double at Iona with 13 points and 10 rebounds, the second of his career and first since a 21-point, 10-carom event against Quinnipiac in 2017-18. He nearly earned another double-double by fell a rebound shy with his 17 points and nine caroms against LIU Brooklyn. He was one of the best on the team at the free throw line with his .787 mark (48 of 61), making his first 15 free throws of the season and starting the year by netting 23 of his first 24 tries. He ended the regular-season by averaging 10.1 points per game over his final 14 games, including three games of 18 or more points.

2017-18

Cruz played in all 33 games as a freshman which included 24 starts. After coming off the bench in his first four games, Cruz started the next nine games. He averaged 9.3 points per game during that stretch of starts (84 points), a run which included a 16-point effort at Houston. He would surpass that game scoring total just once when he registered a double-double with 21 points and 10 rebounds against Quinnipiac at the Nassau Coliseum. Cruz posted 10 or more points in 14 games including three in the MAAC tournament. The guard averaged 10 points per game in his four MAAC tournament appearances, highlighted by a 14-point night against Iona in the conference championship game. He also averaged 6.5 rebounds per game, setting a personal-best with 13 rebounds against Marist in the Stags' first game of the event. Cruz was especially effective defensively, placing among the MAAC leaders with 1.6 steals per game. He grabbed four or more steals in four games which included a five-steal effort at Manhattan. For the season, Cruz averaged 9.1 points, 4.4 rebounds, 1.4 assists, and 1.6 steals per game.

Before Fairfield

Jesus Cruz came off a successful stint with Puerto Rico at the FIBA U-19 tournament, helping his team placed ninth in the championship tournament. He finished eighth in scoring with a 13.4 scoring average and second in steals for the tournament. The guard attended St. Francis School in Puerto Rico before enrolling at Immaculata-LaSalle High School in Miami. From there, Cruz spent a year at the Loomis Chaffee School



# Fairfield Basketball 2020-21

## 2019-20 Season Highlights

**Top 10:** Jesus Cruz was highlighted with the number five play on ESPN's Top Ten following his amazing shot at Manhattan on March 6. The junior dove to secure a loose ball and with the shot clock winding down released a three-point shot while seated on the court that found nothing but net.

**Stretch Run:** Jesus Cruz scored eight points in the second half at Marist but what the points represented were most important. He posted four straight points to start a Fairfield comeback, trimming an eight-point deficit with nine minutes left in the second half down to four points. He later would give Fairfield a one-point lead with 1:37 left in regulation and ended with the game-tying basket with four seconds left to send the game into overtime. He finished the night with 12 points.

**Rally Starter:** After Fairfield lost the lead to Monmouth (February 4) midway through the second half, Jesus Cruz scored on back-to-back possessions to put the Stags in front. He was also instrumental in the team's comeback win against Canisius on January 26, scoring 10 of the team's final 15 points to turn a 48-48 tie with eight minutes left into a 63-55 victory. Cruz's two free throws at the 7:08 mark put the Stags in front for good against the Griffs.

**No Superstition:** Jesus Cruz set a career-best with 13 free throws in 13 attempts which led the guard to 21 points in a win over Canisius (Jan. 26). For Cruz, the performance represented his fourth 20-plus point game of the season. Cruz came close to the school standard set by Wayne Gibbons against Vermont (Dec. 1969) who made all 15 of his free throw attempts. Before the Canisius game, Cruz made 19 of 33 free throws through the first 18 games of 2019-20.

### 2019-20 Season Statistics

Opponent	MP	FG-A	3pt-A	FT-A	Pt.	Reb.	A	TO	BL	ST
Bucknell*	35	10-18	0-3	4-5	24	4	2	2	0	0
UMass*	34	6-13	0-4	2-3	14	5	5	2	0	5
at Holy Cross*	42	9-14	2-5	3-4	23	4	1	4	0	1
at Loyola Md.*	43	7-15	1-5	2-4	17	5	4	3	0	2
at Maryland*	28	5-11	2-3	1-2	13	4	3	2	0	1
vs. USC*	31	5-18	3-6	0-0	13	9	1	1	0	2
vs. Davidson*	28	4-9	1-2	1-2	10	4	0	3	0	0
vs. Texas A&M*	34	2-12	2-6	1-2	7	6	4	3	0	1
William & Mary*	28	5-13	1-3	0-0	11	3	0	3	0	0
at Oakland*	40	11-25	0-3	1-2	23	5	1	4	0	5
at Wagner*	25	3-7	0-0	0-2	6	3	1	2	0	1
at Niagara*	34	4-13	0-1	0-1	8	5	3	1	1	0
at Canisius	23	3-6	0-1	0-1	6	1	1	2	0	0
Marist*	25	3-7	0-0	2-2	8	3	1	3	0	0
Manhattan	15	2-7	0-0	0-0	4	2	2	1	0	0
Saint Peter's	15	1-2	0-0	0-0	2	4	3	2	0	0
at Iona	17	3-6	0-1	2-3	8	3	0	3	0	0
at Quinnipiac	21	5-9	0-1	0-0	10	3	0	1	0	2
Canisius	26	4-14	0-3	13-13	21	7	1	1	0	0
at Rider	29	3-13	0-3	1-2	7	4	1	1	0	2
Monmouth	33	5-9	0-0	4-5	14	2	1	4	0	0
at Siena	15	1-6	0-1	0-0	2	2	2	0	0	0
Iona	13	1-3	0-0	1-1	3	0	0	0	0	0
at Marist*	34	5-12	0-3	2-4	12	3	2	2	0	0
at Saint Peter's*	24	3-9	0-1	3-4	9	2	0	1	1	2
Niagara	26	4-8	1-2	0-0	9	4	1	3	0	0
Siena	27	2-11	0-3	0-0	4	1	0	0	0	0
Quinnipiac	35	9-14	0-0	4-6	22	4	1	1	0	0
Rider	31	5-11	1-2	0-0	11	5	2	4	0	0
at Monmouth	27	1-8	0-1	3-4	5	3	0	0	0	0
at Manhattan	28	8-11	1-1	4-4	21	0	3	1	0	1

\* - starter

### 2018-19 Season Statistics

Opponent	MP	FG-A	3pt-A	FT-A	Pt.	Reb.	A	TO	BL	ST
at Purdue	17	1-5	0-1	0-0	2	2	0	0	0	0
at Bucknell	26	3-7	0-1	4-4	10	4	0	0	0	0
LIU Brooklyn	28	6-10	0-2	5-5	17	9	7	4	0	2
Wagner*	21	2-7	0-1	0-0	4	0	1	2	0	0
vs Longwood*	31	5-12	1-4	0-0	11	2	1	1	0	3
at Seattle*	30	6-11	1-3	0-0	13	6	0	0	0	1
vs Denver*	23	2-6	1-3	0-0	5	1	0	2	0	0
at Army*	12	2-5	1-2	2-2	7	2	1	4	0	0
Oakland*	28	4-6	0-0	4-4	12	5	2	1	0	2
at Old Dominion*	21	2-6	0-2	1-2	5	6	1	0	0	1
at Boston College*	30	5-12	0-2	0-0	10	5	5	1	1	1
at New Hampshire*	34	3-10	0-2	4-4	10	6	0	1	0	0
Rider*	19	3-5	0-0	1-1	7	1	1	0	0	0
at Iona*	31	5-8	1-1	2-2	13	10	4	4	0	0
Niagara*	33	5-7	1-1	2-3	13	9	3	2	1	1
Saint Peter's*	25	5-9	0-1	0-0	10	5	1	2	0	1
at Quinnipiac*	35	8-11	2-2	2-4	20	7	4	2	1	1
at Monmouth*	23	1-7	0-3	2-4	4	7	0	1	0	0
Canisius*	36	9-14	1-1	2-3	21	6	0	1	0	1
Siena*	30	3-10	0-3	0-0	6	5	2	3	0	0
Iona*	35	9-17	3-5	3-3	24	5	1	2	0	1
at Manhattan*	20	3-7	0-2	1-2	7	3	0	2	0	0
at Marist*	32	3-5	0-0	4-8	10	6	0	2	0	2
at Siena*	31	2-9	0-3	1-1	5	5	3	2	0	0
Monmouth*	31	3-10	1-4	2-2	9	3	0	3	0	3
at Canisius*	38	7-14	0-2	4-4	18	3	3	3	0	0
at Niagara*	18	2-7	1-3	0-0	5	2	1	0	0	2
Manhattan	24	3-5	1-1	2-3	9	3	1	1	0	0
Marist	9	1-1	0-0	0-0	2	0	0	1	1	0
at Saint Peter's	15	1-5	0-0	0-0	2	1	1	1	0	2
vs. Manhattan	12	0-3	0-0	0-0	0	2	0	2	0	0

### 2017-18 Season Statistics

Opponent	MP	FG-A	3pt-A	FT-A	Pt.	Reb.	A	TO	BL	ST
Penn	29	3-6	0-2	0-0	6	3	0	2	1	2
Loyola Md.	21	1-4	0-0	3-4	5	2	1	1	0	2
at Purdue	26	4-9	2-4	0-1	10	5	2	1	0	4
vs Jacksonville	20	3-10	1-6	0-0	7	1	0	2	0	2
vs Gardner Webb*	40	4-11	1-6	2-3	11	6	4	1	0	4
at Wright State*	29	5-6	2-3	3-5	15	5	2	1	0	1
at Wagner*	26	2-9	0-2	3-4	7	2	1	2	1	1
at Houston*	30	6-11	3-5	1-3	16	4	1	0	0	1
at LIU-Brooklyn*	28	4-7	1-3	0-0	9	5	3	1	0	0
Old Dominion*	17	1-1	1-1	2-3	5	4	0	2	0	0
New Hampshire*	26	4-9	0-4	1-1	9	5	1	2	0	0
Saint Peter's*	26	4-10	1-2	0-0	9	1	0	0	0	1
at Manhattan*	16	1-5	0-1	1-2	3	0	2	2	0	5
at Rider	14	2-5	1-2	0-0	5	2	0	2	1	1
at Iona	10	3-4	0-0	0-1	6	3	1	2	0	1
Manhattan	18	2-5	1-2	1-2	6	4	2	2	0	1
at Marist	30	5-8	0-2	1-2	11	5	1	0	0	1
Niagara*	20	8-10	3-5	0-0	19	5	2	1	1	1
Rider*	24	6-11	1-3	1-4	14	2	1	1	0	1
vs. Quinnipiac*	36	7-14	0-2	7-8	21	10	1	7	1	4
Iona*	42	3-8	1-1	1-2	8	4	4	2	0	1
at Monmouth*	37	5-12	2-5	1-3	13	4	2	1	0	2
Siena*	25	4-10	0-3	0-0	8	5	4	1	0	1
at Niagara*	33	2-10	0-4	0-0	4	6	1	1	0	0
at Canisius*	13	2-6	1-2	0-2	5	4	1	0	0	2
Marist*	27	4-10	1-4	1-1	10	7	4	0	0	1
Quinnipiac*	35	5-8	0-2	0-2	10	6	0	1	0	3
at Siena*	38	2-9	1-4	1-2	6	3	1	0	1	2
Monmouth	26	1-4	0-0	0-0	2	6	0	4	0	1
vs. Marist*	31	1-10	0-4	1-2	3	13	1	1	0	3
vs. Niagara*	29	5-11	2-3	0-0	12	3	0	1	0	1
vs. Quinnipiac*	40	5-10	0-4	1-1	11	6	1	3	0	1
vs. Iona*	31	5-13	1-5	3-5	14	4	1	1	0	2

# Fairfield Basketball 2020-21



## CALEB GREEN

#0

REDSHIRT JUNIOR - GUARD - 5-10 - 175 - LONDONDERRY, N.H.

### 2019-20

Caleb Green did not play during the 2019-20 season, completing his one-year residency requirement following his transfer from Holy Cross.

Before Fairfield: Caleb Green comes to Fairfield University after spending the last two seasons at the College of the Holy Cross. He started all 64 of his appearances including 33 during the 2018-19 campaign. As a sophomore, Green averaged 10.8 points per game, nearly two points better than his 8.9 scoring average as a rookie. He collected 196 assists during his stay with Holy Cross, averaging 3.1 per game. Before joining the collegiate ranks, Green was a three-time captain at Proctor Academy where he earned Class AA All-New England second team honors from the New England Preparatory School Athletic Council as a sophomore and as a senior. He averaged 16.0 points and seven assists as a junior.

### Fairfield Highlights

- ◆ Completed last year in residency after transferring from Holy Cross

### Holy Cross Highlights

- ◆ Started 64 games
- ◆ 10.8 ppg as a sophomore
- ◆ 8.9 ppg as a freshman
- ◆ 3.1 career assists average

### Proctor Academy Highlights

- ◆ Three-time captain
- ◆ Class AA All-New England
- ◆ 16.0 ppg as a junior
- ◆ 7.0 assists per game



# Fairfield Basketball 2020-21



## JALEN LEACH

#3

FRESHMAN - GUARD - 6-4 - 190 - NYACK, N.Y.

### Before Fairfield:

Jalen Leach, a 6-4 guard, started his high school career at Bergen Catholic (N.J.) High School before attending Tilton School. He earned All-NEPSAC honors (New England Preparatory School Athletic Council) in 2020 after helping his team post 11 wins during the 2019-20 season. He showed his scoring potential with a 44-point performance in an 88-86 overtime win against Winchendon at the NEPSAC AA Prep Showcase in late February. Leach finished his 2019-20 season with a 24.2 scoring average along with 7.1 rebounds and 5.2 assists. He was also chosen to the All-New England second team.

### Tilton School Highlights

- ◆ Scored 44 points in a game against Winchendon during a Prep Showcase game
- ◆ Averaged 24.2 points, 7.1 rebounds, and 5.2 assists per game last year
- ◆ All-NEPSAC guard in 2020
- ◆ All-New England guard in 2019-20



# Fairfield Basketball 2020-21



## JAKE WOJCIK

# #4

JUNIOR - GUARD - 6-5 - 190 - SAN JOSE, CALIF.

### Before Fairfield:

Jake Wojcik, a 6-4, 190-pound guard, came to Fairfield after spending his first two seasons at the University of Richmond where he appeared in 64 games. In his first season at Richmond, the guard started 33 games which was the second most by a freshman in school history. He placed fifth on the team in scoring with 7.7 points per game and fourth in rebounding with 3.5 rebounds every forty minutes. He showed his long-range shooting ability with 65 three pointers in 2018-19, shooting 36.3 percent from long range. As a sophomore, he appeared in all 31 games and averaged 3.3 points per game. Wojcik led the team in free throw shooting with his .905 percentage, netting 19 of 21 attempts during the year. Wojcik enjoyed success at the scholastic level as well, earning two West Coast Athletic League Player of the Year awards as a member of the Bellarmine College Prep basketball team. Wojcik averaged 17 points per game as a senior which helped Bellarmine win its second straight league title. Wojcik was named an All-State honorable mention selection and earned All-Metro (San Francisco Chronicle) and All-Area (Bay State News Group).

### Richmond Highlights

- ◆ Started 33 games as rookie
- ◆ Averaged 7.7 pts per game
- ◆ Played all 31 games as soph
- ◆ Shot 90 percent from FT line

### Bellarmine Prep Highlights

- ◆ Two-time West Coast Athletic Player of the Year
- ◆ All-State Honorable Mention
- ◆ All-Metro
- ◆ All-Area



# Fairfield Basketball 2020-21



## SUPREME COOK

#5

FRESHMAN - FORWARD - 6-9 - 200 - EAST ORANGE, N.J.

### Before Fairfield:

Supreme Cook joined the Stags basketball program after spending last season at The Peddie School. The forward also attended East Orange Campus High School for three years and St. Benedict's Prep for one year before enrolling at the Peddie School. Cook played AAU basketball with the New Jersey Roadrunners, the same program which featured current Fairfield University guard Taj Benning. He has been a scorer throughout his scholastic career, posting 10 or more points on average since his sophomore season. Last season, Cook garnered several post-season honors from NJHoops.com, earning second-team All-State Independent/Prep and a spot on site's All-Rebounding first team. His efforts around the rim have also been noticed defensively as he averaged better than three blocks per game through his career. He served as Peddie's team captain for the 2019-20 campaign.

### The Peddie School Highlights

- ◆ Team Captain
- ◆ All-State Independent/Prep
- ◆ All Rebounding First Team
- ◆ Averaged 3 blocks per game

# Fairfield Basketball 2020-21



JACK

#12

MULLALLY

SOPHOMORE - GUARD - 5-10 - 165 - BELLE HARBOR, N.Y.

#### Before Fairfield:

Jack Mullally joins the Fairfield University men's basketball program for the 2019-20 campaign, coming to campus from Xavier High School (N.Y.). He spent four seasons with the basketball program where he played four years as a point guard. He was honored by the school's athletic department with a Block X Award, presented to students who excel both in competition and in the classroom. He was also inducted into the Xavier High School chapter of the National Honor Society. Members of the Society are selected for their exemplary display of scholarship, leadership, character, and service.

#### Fairfield Highlights

◆ Spent rookie season as a reserve

#### Xavier High School Highlights

◆ Member of National Honor Society

◆ Block X Award Winner for excellence in the classroom and on the court



# Fairfield Basketball 2020-21



JASON

#14

EDOKPAYI

FRESHMAN - FORWARD - 6-6 - 210 - LAUREL, MD.

#### Before Fairfield:

Jason Edokpayi, a 6-6, 220-pound forward, helped Mount Saint Joseph High School (Baltimore) to a 27-11 record in 2018-19. Last year, Edokpayi averaged a double-double with 16 points and 10 rebounds per contest which helped him earn the Baltimore Catholic League's Most Improved Player. He also collected a spot on the All-BCL first team. He picked up postseason honors as an All-Maryland second team, All-Metro, and All-MIAA first team. He helped Mount Saint Joseph capture the MIAA Championship last season.

#### Mount Saint Joseph Highlights

- ◆ Led school to conference title
- ◆ All-BCL First Team
- ◆ All-Maryland Second Team
- ◆ All-Metro
- ◆ All-MIAA

# Fairfield Basketball 2020-21



## JACK BROWN

# #15

FRESHMAN - FORWARD - 6-6 - 195 - GREENVILLE, DEL.

### Before Fairfield

Jack Brown joins the Fairfield University men's basketball program after spending last season at Brewster Academy in New Hampshire, helping the team win more than 30 years games in 2019-20. Before attending Brewster Academy, Brown was enrolled at Salesianum High School where he was named an All-State honorable mention selection by The News Journal. He was also invited to play in the Blue-Gold State All-Star game in 2019.

### At Brewster Academy

- ◆ Played 2019-20 Season
- ◆ Helped team with 30 games

### At Salesianum High School

- ◆ All-State Honorable Mention
- ◆ Played In Blue-Gold All-Star Game in 2019

# Fairfield Basketball 2020-21



ZACH

#20

## CRISLER

SOPHOMORE - FORWARD - 6-9 - 225 - NORTH WALES, PA.

Before Fairfield:

Zach Crisler came to Fairfield after spending a season at Rice University where he started seven of his 23 appearances. He made his collegiate debut against the University of Arkansas before scoring his first points against Penn one game later. He scored in eight straight games in January which resulted in 4.3 points per game including a season-high 11 points at North Texas. The forward finished the season with a 2.4 scoring and a 1.7 rebounding average. Before playing at Rice, Crisler excelled on the hardwood at LaSalle College High School where he helped the program post a 28-4 record and finish as the runner-up in the Philadelphia Catholic League. LaSalle College High School went on to reach the semifinals in the Philadelphia Interscholastic Athletic Association tournament. As a senior, Crisler averaged 12.9 points, 6.8 rebounds, and 3.4 assists per game. His numbers were strong enough to garner a spot on the All-Catholic League second team. Crisler was honored with two awards while at LaSalle College High School, including the Ferguson Award which is presented for excellence in basketball and academics. He also collected the Most Dedicated Award for his efforts on the court. Over his scholastic career, he averaged 13.3 points, 6.5 rebounds, 2.9 assists, and 1.3 blocks per game.

### Rice Highlights

- ◆ 23 appearances with 7 starts
- ◆ 2.4 points per game as rookie

### LaSalle College School Highlights

- ◆ 12.9 pts per game as senior
- ◆ All-Catholic League
- ◆ Ferguson Award winner for academic and athletic excellence
- ◆ Most Dedicated Team Award



# Fairfield Basketball 2020-21



## MARK HENRY

# #21

SOPHOMORE - GUARD - 5-11 - 165 - HAMBURG, N.Y.

2019-20

Mark Henry made his Fairfield debut a two-minute appearance against Iona at home. He did not attempt any shots in the game. The appearances was his only one of the 2019-20 season.

Before Fairfield

Henry begins his Fairfield University career after attending Hamburg High School in up-state New York. He enjoyed a solid senior season that culminated with an All-ECIC first team selection. He earned that designation after averaging 14.7 points and 1.4 assists per game. He started a few games as a sophomore before moving into the starting lineup regularly as a junior Henry also was selected the 2018 Senior All-Star game and was named the team MVP for that game. He also collected the ECIC Sportsmanship Award and secured the Outstanding Player Award from his team in 2018. As a junior, Henry averaged 8.1 points per game with 1.9 assists and 1.2 steals over 21 games played. Academically, he was named to the National Honor Society as well as an All-WNY Scholar Athlete.

### Fairfield Highlights

◆ Made his collegiate debut against Iona at home

### At Hamburg High School

- ◆ All-ECIC first team pick
- ◆ 14.7 ppg as a senior
- ◆ ECIC Sportsmanship Award
- ◆ National Honor Society
- ◆ All-WNY Scholar Athlete

# Fairfield Basketball 2020-21



## JOHN KELLY

# #22

SOPHOMORE - FORWARD - 6-7 - 195 - SHELTON, CONN.

### 2019-20

John Kelly took the 2019-20 season as a redshirt year and did not play in any games.

### Before Fairfield:

John Kelly joined the Fairfield University men's basketball program after spending his senior season at Willison Northampton School. Prior to the 2018-19 season, Kelly spent a year at Cheshire Academy after attending Fairfield Prep for his freshman and sophomore campaigns. He is a two-time Class AA All-NEPSAC player, earning honorable mention as a junior at Cheshire Academy before collecting a spot on the Class AA All-NEPSAC team as a senior at Willison Northampton. He also garnered accolades at Fairfield Prep as he was placed on the New Haven Register All-Area team in 2016-17.

### Fairfield Highlights

◆ Redshirt Season in 2019-20

#### At Willison Northampton

◆ All-NEPSAC Team

#### At Cheshire Academy

◆ All-NEPSAC Team

#### At Fairfield Prep

◆ Played two seasons at Prep

◆ All-Area in 2016-17



# Fairfield Basketball 2020-21



TSHIEFU

#35

NGALAKULONDI

REDSHIRT JUNIOR - FORWARD - 6-7 - 215 - MANCHESTER, N.H.

2019-20

Tshiefu Ngalakulondi did not play during the 2019-20 season, completing his one-year residency requirement following his transfer from St. Bonaventure.

Before Fairfield:

Ngalakulondi comes to Fairfield University after playing two seasons at St. Bonaventure University, appearing in 37 games over his stay with the Bonnies. Last season, the forward averaged 3.6 points and 3.7 rebounds as he split time as a starter (11 games) and as a reserve (eight games). He scored in double figures twice as a sophomore which resulted in a pair of double-doubles. His first game was a 14-point, 13-rebound effort at Niagara, both of which turned out to be his season highs. Three appearances later, Ngalakulondi registered 11 points and 12 rebounds against the University of Akron. Defensively, Ngalakulondi secured a steal in nine of his first 11 games of the campaign, and posted two games with three or more blocks (3 vs. Georgia State and 4 vs. Delaware State). As a freshman, the forward played in 18 games and averaged 2.3 points and 1.3 rebounds. He shot 61 percent from the floor (17 of 28) including 5 of 11 from behind the three-point line. He netted career-high 21 points in a win over Maryland Eastern Shore, netting eight of 11 shots from the floor. He attended Proctor Academy before enrolling at Saint Bonaventure, earning two Class AA All-New England honors. He averaged 16 points and eight rebounds per game a senior, 17 points and 11 rebounds as a junior, 13.5 points and eight rebounds as a sophomore and finished his career with more than 1,000 career points.

## Fairfield Highlights

- ◆ Completed his last year in residency after transferring from St. Bonaventure

## St. Bonaventure Highlights

- ◆ Appeared in 37 games
- ◆ 3.6 points per game in 18-19
- ◆ Started 11 games as soph
- ◆ Pair of double-doubles highlighted by 14 pts, 13 rebs. at Niagara

## Proctor Academy Highlights

- ◆ 1,000-point scorer
- ◆ Class AA All-New England
- ◆ 16.0 ppg as a senior
- ◆ 11.0 rpg per game as a junior



# Fairfield Basketball 2020-21 Spotters Roster



**#0 Caleb Green**  
R-Jr. - 5-10 - 175  
Londonderry, N.H.



**#1 Chris Maidoh**  
So. - 6-10 - 190  
New Carrollton, Md.



**#2 Taj Benning**  
Sr. - 6-4 - 202  
Fairlawn, N.J.




**#3 Jalen Leach**  
Fr. - 6-4 - 190  
Nyack N.Y.



**#4 Jake Wojcik**  
Jr. - 6-5 - 190  
San Jose, Calif.




**#5 Supreme Cook**  
Fr. - 6-9 - 200  
East Orange, N.J.



**#10 Allan Jeanne Rose**  
So. - 6-7 - 195  
Saint Joseph, Martinique



**#11 Calvin Whipple**  
Jr. - 6-4 - 195  
Leominster, Mass.




**#12 Jack Mullally**  
So. - 5-10 - 165  
Belle Harbor, N.Y.



**#14 Jason Edokpayi**  
Fr. - 6-6 - 210  
Laurel, Md.



**#15 Jack Brown**  
Fr. - 6-6 - 195  
Greenville, Del.



**#20 Zach Crisler**  
So. - 6-9 - 225  
North Wales, Pa.



**#21 Mark Henry**  
So. - 5-11 - 166  
Hamburg, N.Y.



**#22 John Kelly**  
So. - 6-7 - 195  
Shelton, Conn.



**#24 Jesus Cruz**  
Sr. - 6-5 - 210  
Carolina, Puerto Rico



**#35 Tshiefu Ngalakulondi**  
R-Jr.. - 6-7 - 215  
Manchester, N.H.

# Fairfield Basketball 2020-21



## The Coaching Staff

# Fairfield Basketball 2020-21



## JAY YOUNG

HEAD COACH - SECOND SEASON - MARIST '86

A respected veteran within college basketball, Jay Young became the 13th Head Coach of the Fairfield University Men's Basketball program on April 3, 2019. Young came to Fairfield after spending the previous three seasons as an assistant coach in the Big Ten at Rutgers University.

Jay has a stellar reputation for operating with integrity and an authentic approach to the recruitment and overall development of young men," Director of Athletics Paul Schlickmann said. "He has coached at every level of college basketball and has been the common denominator of great success at each of those stops. Jay is a winner and will be relentless in his approach to achieve excellence in every aspect of our program. I am confident his passion and energy will create a unique identity for Stags Men's Basketball that will resonate with our community."

While at Rutgers, Young helped lead the Scarlet Knights to their best-ever Big Ten finish in 2018-19, recording wins over nationally-ranked conference foes Ohio State and Iowa with one of the youngest rosters in the nation. Young, who coordinated the Rutgers defense for Head Coach Steve Pikiell, was also integral in bringing the highest-ranked freshman class in program history to Piscataway.

Rutgers set a new standard for Big Ten wins in each of Young's three seasons with the Scarlet Knights. The Scarlet Knights earned their first Big Ten post-season win in 2017 and then reached the Big Ten Tournament Quarterfinals for the first time in 2018. KenPom.com ranked Rutgers as the most improved Power 6 conference program in the nation this year, jumping 71 positions since the beginning of the 2018-19 season.

Prior to patrolling the sidelines at Rutgers, Young rose to the role of Associate Head Coach at Stony Brook University, where he was a member of Coach Pikiell's staff for many of the most successful seasons in Seawolves history. Stony Brook reached the NCAA postseason for the first time in its Division I history in 2016 after winning the America East Tournament and Regular Season Championship. The Seawolves also received bids to the National Invitation Tournament (NIT) three times during Young's tenure as the America East Regular Season Champions.

### The Young File

1987-88

Fitchburg State Assistant Coach

1988-90

Fitchburg State Assistant Coach

1990-92

Northeastern Assistant Coach

1992-96

Newbury Head Coach

1996-00

Northeastern Assistant Coach

2000-05

New Haven Head Coach

2005-16

Stony Brook Assistant Coach

2016-19

Rutgers Assistant Coach

2019-Present

Fairfield Head Coach

# Fairfield Basketball 2020-21



Young also directed the recruiting efforts that brought Jameel Warney to Long Island. A three-time America East Player of the Year, Warney is Stony Brook's all-time leader in points, rebounds and blocked shots. He is currently a member of the Westchester Knicks of the NBA G League. Young recruited three of the top four all-time leading scorers at Stony Brook during his tenure with the Seawolves.

Previously a Head Coach at the University of New Haven, Young took the reins of a team that had just one winning season in the prior eight years and led them to back-to-back NCAA postseason bids in 2003-04, including the Chargers' first victory on the national stage since 1988. He went 78-66 (.542) in his five seasons at New Haven, wrapping up his tenure with four consecutive winning campaigns

Young's first head coaching stop was in the junior college ranks at Newbury College, where he was a two-time NJCAA Regional Coach of the Year and 1995 NJCAA District VI Coach of the Year. Young guided his team to postseason play in three straight seasons, highlighted by a trip to the 1995 NJCAA Division III Final Four

Young has also made assistant coaching stops at Northeastern, Salem State, and Fitchburg State in a collegiate coaching career that spans more than 30 years

A 1986 graduate of Marist College with a Bachelor's Degree in Political Science, Young played three seasons of lacrosse for the Red Foxes. He earned First Team All-Conference honors in his senior campaign.

## Young In Postseason Play

### Stony Brook

- 2016 NCAA First Round
- 2015 CBI First Round
- 2014 CBI First Round
- 2013 CBI First Round
- 2012 NIT Second Round
- 2010 NIT First Round

### New Haven

- 2004 NCAA First Round
- 2003 NCAA Second Round

### Newbury

- 1995 NJCAA Final Four
- 1994 NJCAA Regional Final

### Northeastern

- 1991 NCAA First Round

# Fairfield Basketball 2020-21



## CHRIS CASEY

ASSISTANT COACH - 2ND SEASON - WESTERN CONN. '86

Chris Casey begins his second season as an assistant coach with the Fairfield University men's basketball. Although this is his second season with the Stag, he is quite familiar with the Metro Atlantic Athletic Conference as the veteran recruited and coached six All-MAAC basketball student-athletes during his six-year tenure as the head coach at Niagara University.

Most recently, Casey brought in Khalili Dukes, who earned the conference's 2019 Co-Offensive Player of the Year in March. He was able to translate his recruiting efforts into success on the court as well, leading the Purple Eagles to a CollegeInsider.com Postseason Tournament (CIT) in 2017-18 where he helped the team collect 19 wins that season. The team won 10 road games which tied a school record during that memorable season and paced the MAAC in scoring offense (83.3 ppg), total locks (145), and fewest turnovers per game (11.3). The team's nine-game improvement in win-loss record tied for the 12th best turnaround in NCAA Division I.

He also served as the head coach at LIU Post (2010-11 to 2012-13) where he posted a 62-25 record and earned two NCAA tournament berths. LIU Post posted back-to-back 20-win campaigns including a 23-6 mark in the 2011-12 campaign. The year before, Casey saw his team start the season with a 4-6 mark before winning 17 of their final 21 regular-season games and finishing with a 21-10 overall mark.

His first head coaching experience was a three-year stint at Rutgers-Newark from 1998-99 to 2000-01. In his final season with the Scarlet Raiders, Casey led the team to a postseason appearance, matching the school record for regular-season victories and earning a berth to the ECAC Postseason Tournament. He was rewarded with the New Jersey Athletic Conference (NJAC) Coach of the Year award.

Casey also served as an assistant coach at several schools where he helped secure winning seasons and postseason bids. He spent time at St. John's University under Norm Roberts from 2006-10, serving the first two years as Director of Basketball Operations before becoming an assistant coach over his final years with the program.

His background also includes a time at Central Connecticut State University (2001-06) where he was part of the 2002 NEC Championship team that earned a berth to the NCAA tournament. He was named the 2003 AFLAC National Assistant Coach of the Year while with the Blue Devils.

His resume also includes coaching as an assistant at Western Connecticut State University (1988-89), St. Francis N.Y. (1988-90), and Saint Peter's University (1990-98).

Casey is a 1986 graduate of Western Connecticut State University with a Bachelor of Science in business administration. He was a four-year letterwinner at Western Connecticut State University, including a two-time captain. He earned a Master's Degree in Education Administration from Central Connecticut State University in 1993.

# Fairfield Basketball 2020-21



## BRYAN DOUGHER

ASSISTANT COACH - 2ND SEASON - STONY BROOK '12

Bryan Dougher joined the Fairfield University men's basketball program in June, 2019 as an assistant men's basketball coach. He came to the Stags program after spending the five seasons as the director of basketball operations at Stony Brook University (2014-16) and Rutgers University (2015-18).

His work as the director of basketball operations included a variety of administrative tasks including coordinating team travel, scheduling of practices, official visits and recruiting records as well as fundraising initiatives, alumni events, and overseeing student-athlete academic schedules. He graduated from Stony Brook as the men's basketball program all-time scoring leader during the Division I era with 1,609 points. He went on to play professional basketball in Australia as a member of the Ringwood Hawks where he was the team's top scorer in two seasons.

Dougher was a four-year starter at point guard for Stony Brook from 2008-12 during which he set the school's Division I era career scoring record with 1,609 points. He set the Seawolves' Division I record for three pointers in a season and went on to receive a spot on the America East All-Rookie team in 2008-09. He was rewarded with a second team All-America East berth as a sophomore after placing 13th in the nation for three-point field goal percentage (42.4) and averaging 13.8 points per game. Those numbers helped Stony Brook capture its first-ever America East regular-season championship.

Dougher also made the All-America East second team as a junior before securing a first-team nod in his senior season. He led the team in scoring as a senior with a 13.2 scoring average and paced the conference in three pointers with 89. In 126 career games at Stony Brook, the guard averaged 12.8 points per game and collected 234 assists and 125 steals.

# Fairfield Basketball 2020-21



## PATRICK SELLERS

ASSISTANT COACH - 2ND SEASON - CENTRAL CONN. '91

Patrick Sellers starts his second season with the Stags basketball program after serving the two seasons as an assistant coach at Fairleigh Dickinson University. He was a member of the Knights staff for the 2017-18 and 2018-19 campaigns, helping the team capture the NEC Championship in 2018-19 and a berth to the NCAA tournament.

He brings a wealth of experience to the Fairfield program, serving as a college basketball coach since joining the Central Connecticut State University staff for the 1999-2000 campaign. During his time at Central Connecticut, the Blue Devils made two NCAA tournament appearances in 2000 and 2002.

Sellers accepted a position as an assistant coach at the University of Massachusetts for the 2003-04 season before taking an assistant coaching job at the University of Connecticut from 2004-10. While with the Huskies, he was instrumental in recruiting Jeremy Lamb, Tyler Olander, and Shabazz Napier who provided the foundation for the 2011 and 2014 national championships. His coaching resume also includes two seasons at Hofstra University and another two campaigns at Creighton University before taking his seat on the Fairleigh Dickinson bench.

Sellers played his collegiate basketball at Central Connecticut State University where he graduated in 1991 with a degree in accounting. He was a team captain and named the East Coast Conference Defensive Player of the Year after leading the team in rebounding twice and finishing his career with 581 career rebounds. He played three seasons in the British Basketball League before coming back to the United States to begin his coaching career.

# Fairfield Basketball 2020-21



## JIM McDONNELL

DIRECTOR OF OPERATIONS - 2ND SEASON - TEMPLE '14

Jim McDonnell begins his second season as the Director of Basketball Operations for Fairfield University men's basketball program, joining the program prior to the 2019-20 season.

McDonnell spent the last year with the Phoenix Suns as the team's video coordinator. He held a similar position with Maccabi Ashdod Basketball Club in Israel, where he also played professionally. He also spent a season with Hapoel Galil Elion Basketball Club in Israel before moving over to Maccabi Ashdod.

McDonnell played four seasons at Temple University where he was named a team co-captain for the 2014-15 season. He also excelled academically, collecting the American Athletic Conference Men's Basketball Scholar Athlete of the Year (2013-14) as well as the Philadelphia Big 5 Men's Basketball Scholar Athlete of the Year (2013-14).

He graduated from Temple University with a Bachelor of Science degree in Civil Engineering and a Master of Science degree in Engineering Management.

# Fairfield Basketball 2020-21



# 2019-20 Season Review



## 2019-20 Fairfield Men's Basketball Combined Team Statistics All games

### Game Records

Record	Overall	Home	Away	Neutral
ALL GAMES	12-20	5-8	6-9	1-3
CONFERENCE	8-12	5-5	3-7	0-0
NON-CONFERENCE	4-8	0-3	3-2	1-3

### Score by Periods

Team	1st	2nd	OT	TOT
Fairfield	858	960	39	1857
Opponents	925	1050	37	2012

### Team Box Score

No.	Player				Total		3-Point		F-Throw		Rebounds											
		GP-GS	MIN	AVG	FG-FGA	FG%	3FG-FGA	3FG%	FT-FTA	FT%	OFF	DEF	TOT	AVG	PF	DQ	A	TO	BLK	STL	PTS	AVG
25	TALIAFERRO, Landon	31-29	937:07	30.2	125-351	.356	63-192	.328	60-65	.923	11	50	61	2.0	34	0	13	39	6	18	373	12.0
24	CRUZ, Jesus	32-15	894:10	27.9	141-343	.411	17-68	.250	54-76	.711	31	83	114	3.6	67	2	47	63	2	26	353	11.0
02	BENNING, Taj	32-31	1074:37	33.6	95-269	.353	17-60	.283	108-135	.800	16	131	147	4.6	70	1	63	58	4	23	315	9.8
23	EZE, Vincent	32-30	789:42	24.7	92-187	.492	0-2	.000	65-112	.580	68	117	185	5.8	79	2	19	54	13	20	249	7.8
5	KAVALIAUSKAS, Aidas	27-10	654:07	24.2	31-87	.356	16-43	.372	40-50	.800	3	56	59	2.2	44	0	61	58	1	24	118	4.4
15	METHNANI, Wassef	30-0	448:12	14.9	50-117	.427	5-24	.208	24-45	.533	33	74	107	3.6	69	2	21	49	20	12	129	4.3
1	MAIDOH, Chris	31-30	542:57	17.5	46-107	.430	2-10	.200	27-51	.529	61	83	144	4.6	61	1	18	23	26	17	121	3.9
10	JEANNE-ROSE, Allan	26-11	400:19	15.4	27-70	.386	2-25	.080	14-22	.636	15	35	50	1.9	46	1	13	31	8	15	70	2.7
12	SENGHORE-PETERSON, Kevin	30-2	392:32	13.1	23-71	.324	2-10	.200	20-38	.526	29	55	84	2.8	37	0	7	18	3	3	68	2.3
11	WHIPPLE, Calvin	30-2	364:27	12.1	21-67	.313	14-52	.269	5-6	.833	4	37	41	1.4	16	0	14	11	5	6	61	2.0
21	HENRY, Mark	1-0	01:51	1.9	0-0	.000	0-0	.000	0-0	.000	0	0	0	0.0	1	0	0	0	0	0	0	0.0
Team											58	51	109					36				
<b>Total</b>		<b>32</b>	<b>6500</b>		<b>651-1669</b>	<b>.390</b>	<b>138-486</b>	<b>.284</b>	<b>417-600</b>	<b>.695</b>	<b>329</b>	<b>772</b>	<b>1101</b>	<b>34.4</b>	<b>524</b>	<b>9</b>	<b>276</b>	<b>440</b>	<b>88</b>	<b>164</b>	<b>1857</b>	<b>58.0</b>
<b>Opponents</b>		<b>32</b>	<b>6500</b>		<b>709-1692</b>	<b>.419</b>	<b>218-622</b>	<b>.350</b>	<b>376-526</b>	<b>.715</b>	<b>275</b>	<b>759</b>	<b>1034</b>	<b>32.3</b>	<b>583</b>	<b>10</b>	<b>365</b>	<b>401</b>	<b>98</b>	<b>195</b>	<b>2012</b>	<b>62.9</b>

### Team Statistics

	FAIRF	OPP
<b>Scoring</b>	<b>1857</b>	<b>2012</b>
Points per game	58.0	62.9
Scoring margin	-4.8	-
<b>Field goals-att</b>	<b>651-1669</b>	<b>709-1692</b>
Field goal pct	.390	.419
<b>3 point fg-att</b>	<b>138-486</b>	<b>218-622</b>
3-point FG pct	.284	.350
3-pt FG made per game	4.3	6.8
<b>Free throws-att</b>	<b>417-600</b>	<b>376-526</b>
Free throw pct	.695	.715
F-Throws made per game	13.0	11.8
<b>Rebounds</b>	<b>1101</b>	<b>1034</b>
Rebounds per game	34.4	32.3
Rebounding margin	+2.1	-
<b>Assists</b>	<b>276</b>	<b>365</b>
Assists per game	8.6	11.4
<b>Turnovers</b>	<b>440</b>	<b>401</b>
Turnovers per game	13.8	12.5
Turnover margin	-1.2	-
Assist/turnover ratio	0.6	0.9
<b>Steals</b>	<b>164</b>	<b>195</b>
Steals per game	5.1	6.1
<b>Blocks</b>	<b>88</b>	<b>98</b>
Blocks per game	2.8	3.1
<b>Winning streak</b>	<b>0</b>	<b>-</b>
Home win streak	0	-
<b>Attendance</b>	<b>21714</b>	<b>36573</b>
Home games-Avg/Game	13-1670	15-2438
Neutral site-Avg/Game	-	4-2076

### Team Results

Date	Opponent		Score	Att.
11/05/2019	Bucknell	L	64-68	1063
11/09/2019	Massachusetts	L	60-62	1087
11/12/2019	at Holy Cross	Wot	68-63	1712
11/17/2019	at Loyola Maryland	Lot	75-84	1241
11/19/2019	at Maryland	L	55-74	11412
11/28/2019	vs Southern California	L	47-54	2084
11/29/2019	vs Davidson	L	56-67	2457
12/01/2019	vs Texas A&M	W	67-62	2439
12/08/2019	William & Mary	L	58-62	2161
12/21/2019	at Oakland	Wot	61-59	2788
12/28/2019	at Wagner	W	66-54	1203
01/03/2020	at Niagara	L	66-75	1115
01/05/2020	at Canisius	W	46-42	751
01/08/2020	Marist	L	58-70	1003
01/10/2020	Manhattan	W	68-60	1754
01/15/2020	Saint Peter's	W	61-51	1236
01/17/2020	at Iona	L	57-64	1428
01/24/2020	at Quinnipiac	L	67-81	1989
01/26/2020	Canisius	W	63-55	2479
01/31/2020	at Rider	L	52-68	1612
02/04/2020	Monmouth	W	55-53	1023
02/07/2020	at Siena	L	49-65	6581
02/09/2020	Iona	L	54-78	1531
02/14/2020	at Marist	Wot	57-53	1100
02/16/2020	at Saint Peter's	L	44-61	887
02/21/2020	Niagara	W	61-60	1656
02/23/2020	Siena	L	59-62	2479
02/28/2020	Quinnipiac	L	58-60	1921
03/01/2020	Rider	L	51-65	2321
03/04/2020	at Monmouth	L	45-69	1752
03/06/2020	at Manhattan	W	66-50	1002
03/10/2020	vs Manhattan	L	43-61	1322



**2019-20 Fairfield Men's Basketball  
Team Game-by-Game  
All games**

Opponent	Date	Score		Total		3-Pointers		Free throws		Rebounds				PF	A	TO	BLK	STL	PTS	AVG
				FG-FGA	PCT	3FG-FGA	PCT	FT-FTA	PCT	OFF	DEF	TOT	AVG							
Bucknell	11/05/2019	64-68	L	24-59	.407	2-12	.167	14-20	.700	13	28	41	41.0	16	9	12	3	3	64	64.0
Massachusetts	11/09/2019	60-62	L	21-50	.420	6-17	.353	12-16	.750	7	26	33	37.0	17	13	12	1	8	60	62.0
at Holy Cross	11/12/2019	68-63	Wot	25-54	.463	5-17	.294	13-19	.684	9	25	34	36.0	10	8	12	7	9	68	64.0
at Loyola Maryland	11/17/2019	75-84	Lot	28-57	.491	4-17	.235	15-17	.882	8	25	33	35.3	23	14	21	2	9	75	66.8
at Maryland	11/19/2019	55-74	L	18-51	.353	12-25	.480	7-8	.875	7	24	31	34.4	21	13	16	5	6	55	64.4
vs Southern California	11/28/2019	47-54	L	17-63	.270	9-26	.346	4-6	.667	9	23	32	34.0	13	8	10	0	7	47	61.5
vs Davidson	11/29/2019	56-67	L	24-50	.480	3-18	.167	5-14	.357	7	20	27	33.0	12	4	11	2	3	56	60.7
vs Texas A&M	12/01/2019	67-62	W	22-51	.431	12-29	.414	11-14	.786	9	21	30	32.6	16	16	15	0	5	67	61.5
William & Mary	12/08/2019	58-62	L	23-54	.426	5-14	.357	7-12	.583	7	22	29	32.2	15	9	11	1	5	58	61.1
at Oakland	12/21/2019	61-59	Wot	25-63	.397	4-16	.250	7-12	.583	9	26	35	32.5	18	7	18	2	10	61	61.1
at Wagner	12/28/2019	66-54	W	21-45	.467	4-9	.444	20-28	.714	9	29	38	33.0	15	10	15	3	4	66	61.5
at Niagara	01/03/2020	66-75	L	27-60	.450	4-14	.286	8-17	.471	20	19	39	33.5	16	13	16	2	2	66	61.9
at Canisius	01/05/2020	46-42	W	19-51	.373	3-15	.200	5-10	.500	8	35	43	34.2	13	9	18	5	2	46	60.7
Marist	01/08/2020	58-70	L	19-47	.404	3-11	.273	17-24	.708	6	23	29	33.9	22	9	13	3	5	58	60.5
Manhattan	01/10/2020	68-60	W	19-39	.487	6-8	.750	24-32	.750	8	29	37	34.1	17	10	14	1	4	68	61.0
Saint Peter's	01/15/2020	61-51	W	20-48	.417	7-14	.500	14-20	.700	11	26	37	34.3	12	13	21	9	5	61	61.0
at Iona	01/17/2020	57-64	L	21-54	.389	4-15	.267	11-18	.611	12	22	34	34.2	13	10	13	4	1	57	60.8
at Quinnipiac	01/24/2020	67-81	L	26-67	.388	4-15	.267	11-14	.786	15	24	39	34.5	21	6	6	3	4	67	61.1
Canisius	01/26/2020	63-55	W	21-54	.389	2-12	.167	19-21	.905	15	26	41	34.8	12	6	14	3	9	63	61.2
at Rider	01/31/2020	52-68	L	17-48	.354	4-13	.308	14-22	.636	10	18	28	34.5	15	7	13	0	4	52	60.8
Monmouth	02/04/2020	55-53	W	18-45	.400	5-14	.357	14-21	.667	9	35	44	35.0	16	9	21	6	4	55	60.5
at Siena	02/07/2020	49-65	L	16-53	.302	1-9	.111	16-20	.800	15	20	35	35.0	18	4	17	3	8	49	60.0
Iona	02/09/2020	54-78	L	18-50	.360	4-16	.250	14-16	.875	9	12	21	34.3	16	9	12	1	3	54	59.7
at Marist	02/14/2020	57-53	Wot	18-54	.333	3-20	.150	18-25	.720	13	32	45	34.8	16	8	16	1	6	57	59.6
at Saint Peter's	02/16/2020	44-61	L	15-53	.283	1-10	.100	13-19	.684	6	21	27	34.5	13	4	9	5	6	44	59.0
Niagara	02/21/2020	61-60	W	24-55	.436	5-17	.294	8-15	.533	15	26	41	34.7	17	8	12	2	3	61	59.0
Siena	02/23/2020	59-62	L	21-58	.362	2-15	.133	15-20	.750	13	19	32	34.6	20	7	5	4	4	59	59.0
Quinnipiac	02/28/2020	58-60	L	22-58	.379	3-15	.200	11-18	.611	13	25	38	34.8	14	6	9	2	6	58	59.0
Rider	03/01/2020	51-65	L	15-47	.319	2-11	.182	19-27	.704	11	26	37	34.8	21	6	17	1	3	51	58.7
at Monmouth	03/04/2020	45-69	L	10-45	.222	5-23	.217	20-32	.625	9	26	35	34.8	19	3	18	3	6	45	58.3
at Manhattan	03/06/2020	66-50	W	26-42	.619	2-6	.333	12-15	.800	5	21	26	34.5	19	12	11	2	5	66	58.5
vs Manhattan	03/10/2020	43-61	L	11-44	.250	2-13	.154	19-28	.679	12	18	30	34.4	18	6	12	2	5	43	58.0
<b>Total</b>		<b>1857</b>		<b>651-1669</b>	<b>.390</b>	<b>138-486</b>	<b>.284</b>	<b>417-600</b>	<b>.695</b>	<b>329</b>	<b>772</b>	<b>1101</b>	<b>34.4</b>	<b>524</b>	<b>276</b>	<b>440</b>	<b>88</b>	<b>164</b>	<b>1857</b>	<b>58.0</b>
Opponents		2012		709-1692	.419	218-622	.350	376-526	.715	275	759	1034	32.3	583	365	401	98	195	2012	62.9

**Fairfield Averages**

Games Played	Points/game	FG Pct	3FG Pct	FT Pct	Rebounds/game	Assists/game	Turnovers/game	Assist/Turnover ratio	Steals/game	Blocks/game
32	58.0	39.0	28.4	69.5	34.4	8.6	13.8	0.6	5.1	2.8



2019-20 Fairfield Men's Basketball  
Points-rebounds-assists  
All games

Opponent	Date	Score	1	02	5	10	11	12	15	21	23	24	25
			MAIDOH, CHR	BENNING, TA	KAVALIAUSKAS, J	JEANNE-ROS	WHIPPLE, CA	SENGHORE-P	METHNANI, W	HENRY, MARK	EZE, VINCENT	CRUZ, JESUS	TALIAFERRO
Buck	11/05/2019	64-68	L	12-7-0	DNP	0-3-2	0-2-1	0-6-0	4-4-0	DNP	6-6-2	24-4-2	17-2-2
UMass	11/09/2019	60-62	L	7-7-5	DNP	4-2-1	6-4-1	1-1-0	10-9-1	DNP	0-0-0	14-5-5	15-2-0
at HolyCr	11/12/2019	68-63	Wot	13-6-4	DNP	0-2-0	5-1-0	4-0-0	6-9-3	DNP	7-3-0	23-4-1	8-4-0
at Loyola	11/17/2019	75-84	Lot	14-7-5	DNP	0-0-0	4-2-1	2-1-0	4-5-1	DNP	15-3-2	17-5-4	17-4-0
at MD	11/19/2019	57-84	L	6-3-3	DNP	0-1-2	6-1-0	8-3-1	3-4-2	DNP	2-3-0	13-4-3	15-3-1
vs USC	11/28/2019	47-54	L	3-4-2	3-1-0	0-0-0	0-2-1	2-5-1	2-3-1	DNP	4-7-1	13-9-1	16-0-1
vs DC	11/29/2019	56-67	L	8-5-2	2-0-0	0-0-0	8-0-1	4-6-0	6-3-1	DNP	4-5-0	10-4-0	10-1-0
vs TA&M	12/01/2019	67-62	W	8-2-7	0-0-1	DNP	2-1-0	0-1-1	2-1-0	DNP	10-13-1	7-6-4	34-2-1
W&M	12/08/2019	58-62	L	10-3-4	3-1-1	0-1-0	5-0-0	6-3-0	0-0-1	DNP	13-9-1	11-3-0	10-3-1
at Oak	12/21/2019	61-59	Wot	10-4-1	6-2-0	0-0-2	0-3-1	6-8-0	4-4-0	DNP	5-3-2	23-5-1	DNP
at WC	12/28/2019	66-54	W	10-6-0	10-2-3	DNP	2-2-1	3-2-0	0-3-1	DNP	16-10-1	6-3-1	17-2-2
at Niag	01/03/2020	66-75	L	8-2-2	8-5-5	1-0-0	0-1-1	0-6-0	16-5-0	DNP	16-7-0	8-5-3	3-0-1
at Canis	01/05/2020	46-42	W	6-9-1	1-4-2	0-0-0	2-1-0	0-2-1	5-6-2	DNP	10-7-1	6-1-1	11-2-0
Marist	01/08/2020	58-70	L	10-3-6	13-3-0	0-0-0	0-0-0	2-2-1	3-1-0	DNP	13-6-1	8-3-1	7-2-0
MC	01/10/2020	68-60	W	8-2-1	12-3-6	DNP	0-3-0	6-4-0	0-3-0	DNP	9-4-0	4-2-2	24-4-1
SP	01/15/2020	61-51	W	15-4-2	3-0-5	DNP	9-0-2	6-6-1	7-1-0	DNP	6-5-0	2-4-3	5-3-0
at Iona	01/17/2020	57-64	L	15-3-1	0-4-5	DNP	5-0-0	4-4-0	2-3-2	DNP	8-9-1	8-3-0	5-1-1
at QU	01/24/2020	67-81	L	12-7-2	8-3-2	DNP	0-1-0	0-1-0	0-1-0	DNP	7-4-1	10-3-0	21-4-0
Canis	01/26/2020	63-55	W	4-4-1	7-3-3	4-4-0	DNP	0-0-0	0-1-1	DNP	9-7-0	21-7-1	16-1-0
at Rider	01/31/2020	52-68	L	19-3-0	2-3-3	5-1-0	1-2-0	0-1-0	DNP	DNP	9-3-2	7-4-1	7-4-0
MU	02/04/2020	55-53	W	5-9-2	0-2-2	6-2-0	0-0-0	0-1-0	13-10-1	DNP	3-4-0	14-2-1	14-2-1
at Siena	02/07/2020	49-65	L	8-1-0	2-1-1	10-7-0	0-2-0	2-1-0	12-8-1	DNP	4-1-0	2-2-2	4-0-0
Iona	02/09/2020	54-78	Wot	16-2-1	5-0-5	1-0-0	0-1-0	0-0-0	6-2-1	0-0-0	14-7-1	3-0-0	5-2-0
at Marist	02/14/2020	57-53	Wot	15-8-0	4-3-4	7-3-0	3-2-2	5-5-0	2-4-0	DNP	9-9-0	12-3-2	0-1-0
at SP	02/16/2020	44-61	L	7-6-1	8-1-2	7-0-0	3-3-0	2-3-0	4-2-0	DNP	0-5-0	9-2-0	4-0-0
Niag	02/21/2020	61-60	W	14-2-0	6-3-2	11-5-1	0-2-1	0-2-0	0-0-1	DNP	7-11-1	9-4-1	12-3-0
Siena	02/23/2020	59-62	L	11-2-1	8-4-3	2-0-2	0-2-0	DNP	4-4-0	DNP	14-8-1	4-1-0	7-0-0
QU	02/28/2020	58-60	L	13-4-0	0-5-2	0-5-1	0-0-1	4-6-0	3-2-0	DNP	2-1-0	22-4-1	12-2-0
Rider	03/01/2020	51-65	L	4-6-2	3-0-2	0-3-0	0-1-0	0-2-0	0-1-0	DNP	14-5-0	11-5-2	15-2-0
at MU	03/04/2020	45-69	L	7-6-1	2-3-1	3-2-0	0-1-0	1-2-1	DNP	DNP	5-10-0	5-3-0	18-1-0
at MC	03/06/2020	66-50	W	7-5-4	2-2-1	3-5-1	DNP	0-0-0	4-2-1	DNP	6-6-0	21-0-3	19-3-1
vs MC	03/10/2020	43-61	L	10-5-2	0-1-0	6-4-1	0-1-0	DNP	7-6-0	DNP	2-4-0	6-4-1	5-1-0

**Official Basketball Box Score -- Game Totals -- Final Statistics**  
**Bucknell vs Fairfield**  
**11/05/19 7:00 pm at Bridgeport, Conn. - Webster Bank Arena**

**Bucknell 68 • 1-0,0-0 Patriot**

##	Player	Total			3-Ptr			Rebounds			PF	TP	A	TO	Blk	Stl	Min
		FG	FGA	FT	FTA	Off	Def	Tot	Off	Def							
13	Bruce Moore	f	4-8	0-4	7-8	0	1	1	2	15	0	1	1	1	1	27	
14	Ben Robertson	f	0-1	0-0	0-0	1	1	2	1	0	1	0	0	0	15		
00	Paul Newman	c	0-4	0-0	0-0	1	3	4	4	0	1	1	2	0	11		
04	Jimmy Sotos	g	2-9	2-4	0-0	0	5	5	3	6	5	2	0	2	33		
10	Andrew Funk	g	2-5	1-4	2-2	0	1	1	2	7	1	1	0	0	35		
02	Walter Ellis		3-4	3-4	2-2	0	3	3	3	11	1	1	0	0	20		
03	Malachi Rhodes		0-0	0-0	0-0	0	0	0	0	0	0	0	0	0	1		
12	John Meeks		7-14	3-4	2-3	2	2	4	4	19	2	5	0	0	26		
21	Xander Rice		0-2	0-1	0-0	0	1	1	0	0	3	0	0	0	12		
23	Kahlil Spear		4-8	1-2	1-2	0	9	9	1	10	0	2	2	1	20		
	Team					3	0	3									
	Totals		22-55	10-23	14-17	7	26	33	20	68	14	13	5	4	200		

FG % 1st Half: 12-30 40.0% 2nd half: 10-25 40.0% Game: 22-55 40.0%  
 3FG % 1st Half: 4-8 50.0% 2nd half: 6-15 40.0% Game: 10-23 43.5%  
 FT % 1st Half: 5-7 71.4% 2nd half: 9-10 90.0% Game: 14-17 82.4%

Deadball Rebounds 1

**Fairfield 64 • 0-1,0-0 MAAC**

##	Player	Total			3-Ptr			Rebounds			PF	TP	A	TO	Blk	Stl	Min
		FG	FGA	FT	FTA	Off	Def	Tot	Off	Def							
01	Maidoh, Chris	f	0-1	0-1	1-3	0	3	3	3	1	0	0	3	0	17		
12	Peterson, Kevin	f	0-3	0-0	0-2	1	5	6	3	0	0	1	0	0	21		
02	Benning, Taj	g	6-15	0-0	0-0	2	5	7	0	12	0	1	0	1	35		
24	Cruz, Jesus	g	10-18	0-3	4-5	0	4	4	3	24	2	2	0	0	35		
25	Taliaferro, Landon	g	5-12	2-7	5-6	1	1	2	1	17	2	2	0	1	30		
10	Jeanne-Rose, Allan		0-1	0-0	0-0	0	3	3	1	0	2	2	0	0	16		
11	Whipple, Calvin		0-3	0-1	0-0	1	1	2	0	0	1	1	0	0	14		
15	Methnani, Wassef		1-3	0-0	2-2	3	1	4	2	4	0	1	0	0	13		
23	Eze, Vincent		2-3	0-0	2-2	2	4	6	3	6	2	2	0	1	19		
	Team					3	1	4									
	Totals		24-59	2-12	14-20	13	28	41	16	64	9	12	3	3	200		

FG % 1st Half: 10-25 40.0% 2nd half: 14-34 41.2% Game: 24-59 40.7%  
 3FG % 1st Half: 0-5 0.0% 2nd half: 2-7 28.6% Game: 2-12 16.7%  
 FT % 1st Half: 13-14 92.9% 2nd half: 1-6 16.7% Game: 14-20 70.0%

Deadball Rebounds 2

Officials: John Garbinski, Kevin O'Connell, Kevin Ferguson  
 Technical fouls: Bucknell-None, Fairfield-None.  
 Attendance: 1063  
 2019-20 Men's Basketball. Round: 0. Bucknell vs Fairfield. Played at Arena at

Score by periods	1st	2nd	Total
Bucknell	33	35	68
Fairfield	33	31	64

Points	In Paint	Off T/O	2nd Chance	Fast Break	Bench
Bucknell	20	7	2	12	40
Fairfield	38	8	14	2	10

Last FG - Buck 2nd-05:15, FFD 2nd-00:03.  
 Largest lead - Buck by 15 2nd-05:15, FFD by 6 1st-15:00.  
 Buck led for 19:44, FFD led for 10:33, Game was tied for 09:43.

Score tied - 9 times.  
 Lead changed - 5 times.

**Official Basketball Box Score -- Game Totals -- Final Statistics**  
**Massachusetts vs Fairfield**  
**11/09/19 1:00 pm at Bridgeport, Conn. - Webster Bank Arena**

**Massachusetts 62 • 2-0,0-0 Atlantic**

##	Player	Total			3-Ptr			Rebounds			PF	TP	A	TO	Blk	Stl	Min
		FG	FGA	FT	FTA	Off	Def	Tot	Off	Def							
05	Samba Diallo	f	4-7	0-0	4-5	2	4	6	3	12	0	1	0	0	29		
33	Tre Mitchell	c	7-12	2-4	2-7	0	7	7	3	18	0	3	1	0	32		
04	Keon Clergeot	g	1-3	0-0	0-0	0	1	1	2	1	1	2	0	1	25		
10	Sean East II	g	6-8	0-1	2-2	0	5	5	2	14	7	2	0	1	32		
12	Carl Pierre	g	1-7	1-5	0-1	0	2	2	3	3	1	0	0	0	26		
00	John Buggs III		0-2	0-2	2-2	0	0	0	0	2	0	1	0	2	11		
02	Preston Santos		1-1	0-0	0-0	1	0	1	2	2	0	0	0	0	11		
11	Djery Baptiste		0-0	0-0	0-0	0	1	1	0	0	0	1	0	0	9		
23	T.J. Weeks		3-8	3-4	0-0	1	5	6	2	9	1	0	0	2	25		
	Team					0	0	0									
	Totals		23-48	6-16	10-17	4	25	29	16	62	10	10	1	6	200		

FG % 1st Half: 9-25 36.0% 2nd half: 14-23 60.9% Game: 23-48 47.9%  
 3FG % 1st Half: 0-6 0.0% 2nd half: 6-10 60.0% Game: 6-16 37.5%  
 FT % 1st Half: 6-10 60.0% 2nd half: 4-7 57.1% Game: 10-17 58.8%

Deadball Rebounds 2

**Fairfield 60 • 0-2,0-0 MAAC**

##	Player	Total			3-Ptr			Rebounds			PF	TP	A	TO	Blk	Stl	Min
		FG	FGA	FT	FTA	Off	Def	Tot	Off	Def							
01	Maidoh, Chris	f	1-2	0-0	1-1	2	0	2	1	3	0	1	0	0	6		
12	Peterson, Kevin	f	0-3	0-0	1-2	0	1	1	1	1	0	1	0	0	10		
02	Benning, Taj	g	2-6	0-1	3-3	1	6	7	2	7	5	2	0	1	40		
24	Cruz, Jesus	g	6-13	0-4	2-3	0	5	5	3	14	5	2	0	5	34		
25	Taliaferro, Landon	g	4-8	3-6	4-4	0	2	2	4	15	0	1	0	0	34		
10	Jeanne-Rose, Allan		2-3	0-1	0-0	0	2	2	2	4	1	2	0	0	13		
11	Whipple, Calvin		2-3	2-3	0-0	0	4	4	0	6	1	1	0	0	29		
15	Methnani, Wassef		4-11	1-2	1-3	3	6	9	3	10	1	0	1	2	29		
23	Eze, Vincent		0-1	0-0	0-0	0	0	0	1	0	0	0	0	0	5		
	Team					1	0	1									
	Totals		21-50	6-17	12-16	7	26	33	17	60	13	12	1	8	200		

FG % 1st Half: 10-24 41.7% 2nd half: 11-26 42.3% Game: 21-50 42.0%  
 3FG % 1st Half: 4-9 44.4% 2nd half: 2-8 25.0% Game: 6-17 35.3%  
 FT % 1st Half: 7-10 70.0% 2nd half: 5-6 83.3% Game: 12-16 75.0%

Deadball Rebounds 1

Officials: Michael Nardone, Ron Tyburski, Bill McCarthy  
 Technical fouls: Massachusetts-None, Fairfield-None.  
 Attendance: 1087  
 2019-20 Men's Basketball. Round: 0. Fairfield vs Massachusetts. Played at Aren

Score by periods	1st	2nd	Total
Massachusetts	24	38	62
Fairfield	31	29	60

Points	In Paint	Off T/O	2nd Chance	Fast Break	Bench
Massachusetts	30	14	6	16	13
Fairfield	30	9	8	2	20

Last FG - UMass 2nd-01:55, FFD 2nd-01:28.  
 Largest lead - UMass by 8 1st-11:40, FFD by 10 2nd-15:57.  
 UMass led for 18:00, FFD led for 18:40, Game was tied for 03:20.

Score tied - 5 times.  
 Lead changed - 8 times.

**Official Basketball Box Score -- Game Totals -- Final Statistics**  
**Fairfield vs Holy Cross**  
**11/12/19 7:00 pm at Worcester, Mass. - Hart Center**

**Fairfield 68 • 1-2,0-0 MAAC**

##	Player	Total			3-Ptr			Rebounds			PF	TP	A	TO	Blk	Stl	Min
		FG	FGA	FT	FTA	Off	Def	Tot	Off	Def							
23	Eze, Vincent	f	2-6	0-0	3-5	2	1	3	1	7	0	0	0	1	26		
24	Cruz, Jesus	f	9-14	2-5	3-4	2	2	4	2	23	1	4	0	1	42		
01	Maidoh, Chris	c	1-1	0-0	0-2	1	2	3	0	2	0	1	3	1	14		
02	Benning, Taj	g	3-6	0-0	7-8	0	6	6	1	13	4	2	0	1	43		
25	Taliaferro, Landon	g	3-10	2-5	0-0	0	4	4	0	8	0	1	1	1	28		
10	Jeanne-Rose, Allan		0-1	0-1	0-0	0	2	2	1	0	0	0	0	2	11		
11	Whipple, Calvin		2-5	1-4	0-0	0	1	1	1	5	0	0	1	0	20		
12	Peterson, Kevin		2-2	0-0	0-0	0	0	0	4	4	0	0	0	0	11		
15	Methnani, Wassef		3-9	0-2	0-0	2	7	9	4	6	3	4	2	2	30		
	Team					2	0	2									
	Totals		25-54	5-17	13-19	9	25	34	10	68	8	12	7	9	225		

FG % 1st Half: 14-27 51.9% 2nd half: 8-23 34.8% OT: 3-4 75.0% Game: 25-54 46.3%  
 3FG % 1st Half: 3-11 27.3% 2nd half: 2-6 33.3% OT: 0-0 0.0% Game: 5-17 29.4%  
 FT % 1st Half: 3-4 75.0% 2nd half: 6-8 75.0% OT: 4-7 57.1% Game: 13-19 68.4%

Deadball Rebounds 3

**Holy Cross 63 • 0-3,0-0 Patriot**

##	Player	Total			3-Ptr			Rebounds			PF	TP	A	TO	Blk	Stl	Min
		FG	FGA	FT	FTA	Off	Def	Tot	Off	Def							
05	Connor Niego	f	6-12	1-6	1-2	2	2	4	2	14	0	1	3	1	33		
23	Joe Pridgen	f	3-7	1-2	2-4	1	6	7	1	9	2	1	2	2	40		
42	Blake Verbeek	c	2-8	1-6	0-0	3	5	8	3	5	1	5	0	0	34		
03	Drew Lowder	g	6-16	4-8	0-0	1	3	4	1	16	6	3	0	2	36		
04	Austin Butler																

**Official Basketball Box Score -- Game Totals -- Final Statistics**  
**Fairfield vs Maryland**  
**11/19/19 8:30 pm at XFINITY Center - College Park, Md.**

**Fairfield 55 • 1-4,0-0 MAAC**

##	Player	Total			3-Ptr			Rebounds			PF	TP	A	TO	Blk	Stl	Min
		FG-FGA	FG-FGA	FT-FTA	Off	Def	Tot	Off	Def	Tot							
01	Maidoh, Chris	f	1-4	0-2	0-0	2	4	6	2	2	1	2	3	3	2	26	
23	Eze, Vincent	f	0-1	0-0	2-2	1	2	3	5	2	0	1	0	0	8	8	
02	Benning, Taj	g	2-10	0-2	2-2	0	3	3	2	6	3	2	0	0	28	28	
24	Cruz, Jesus	g	5-11	2-3	1-2	0	4	4	2	13	3	2	0	1	28	28	
25	Taliaferro, Landon	g	5-12	5-9	0-0	0	3	3	0	15	1	3	1	0	31	31	
10	Jeanne-Rose, Allan	g	0-1	0-1	0-0	0	1	1	4	0	2	2	0	0	14	14	
11	Whipple, Calvin	g	2-3	2-3	0-0	0	1	1	1	6	0	1	0	0	19	19	
12	Peterson, Kevin	g	2-4	2-2	2-2	0	3	3	3	8	1	0	0	2	25	25	
15	Methnani, Wassef	g	1-5	1-3	0-0	2	2	4	2	3	2	1	1	0	21	21	
	Team					2	1	3			2						
	Totals		18-51	12-25	7-8	7	24	31	21	55	13	16	5	6	200		

FG % 1st Half: 10-23 43.5% 2nd half: 8-28 28.6% Game: 18-51 35.3% Deadball Rebounds 0  
 3FG % 1st Half: 7-11 63.6% 2nd half: 5-14 35.7% Game: 12-25 48.0%  
 FT % 1st Half: 0-0 0.0% 2nd half: 7-8 87.5% Game: 7-8 87.5%

**Maryland 74 • 4-0,0-0 Big Ten**

##	Player	Total			3-Ptr			Rebounds			PF	TP	A	TO	Blk	Stl	Min
		FG-FGA	FG-FGA	FT-FTA	Off	Def	Tot	Off	Def	Tot							
24	Donta Scott	f	1-2	0-0	0-0	0	3	3	1	2	0	1	1	0	12	12	
25	Jalen Smith	f	5-8	0-1	7-9	3	5	8	3	17	0	2	2	1	25	25	
01	Anthony Cowan	g	4-11	3-6	1-2	1	2	3	0	12	5	1	0	1	29	29	
02	Aaron Wiggins	g	2-8	1-5	1-1	0	3	3	1	6	1	2	1	2	24	24	
11	Darryl Morsell	g	2-8	0-2	0-0	0	1	1	1	4	2	0	0	1	22	22	
04	Ricky Lindo Jr.	g	6-6	0-0	1-2	4	3	7	3	13	1	0	0	0	21	21	
05	Eric Ayala	g	4-8	3-5	2-2	1	2	3	13	1	0	1	0	0	25	25	
10	Serrel Smith Jr.	g	0-1	0-0	1-3	0	0	0	0	1	1	0	0	0	10	10	
12	Reese Mona	g	0-0	0-0	0-0	0	0	0	0	0	0	0	0	0	2	2	
13	Hakim Hart	g	0-1	0-1	1-2	0	3	3	1	1	2	0	0	0	13	13	
20	Travis Valmon	g	1-1	1-1	0-0	0	0	0	0	3	0	0	0	0	1	1	
21	Makhi Mitchell	g	0-2	0-0	0-2	0	2	2	0	0	0	0	2	0	7	7	
22	Makhel Mitchell	g	1-3	0-0	0-2	3	2	5	0	2	1	1	0	1	9	9	
	Team					4	1	5									
	Totals		26-59	8-21	14-25	16	27	43	13	74	13	8	6	6	200		

FG % 1st Half: 14-29 48.3% 2nd half: 12-30 40.0% Game: 26-59 44.1% Deadball Rebounds 4  
 3FG % 1st Half: 5-9 55.6% 2nd half: 3-12 25.0% Game: 8-21 38.1%  
 FT % 1st Half: 8-15 53.3% 2nd half: 6-10 60.0% Game: 14-25 56.0%

Officials: Don Daily,Donnie Eppley,Bill Ek  
 Technical fouls: Fairfield-None. Maryland-None.  
 Attendance: 11412  
 2019-20 Men's Basketball. Round: 0. Fairfield vs Maryland. Played at XFINITY C

Score by periods	1st	2nd	Total	Points	In Paint	Off T/O	2nd Chance	Fast Break	Bench
Fairfield	27	28	55	10	7	2	5	17	
Maryland	41	33	74	34	18	14	8	33	

Last FG - FFD 2nd-00:52, MD 2nd-00:37.  
 Largest lead - FFD by 4 1st-17:50, MD by 19 2nd-04:38.  
 FFD led for 04:49, MD led for 34:00. Game was tied for 00:53.  
 Score tied - 0 times.  
 Lead changed - 4 times.

**Official Basketball Box Score -- Game Totals -- Final Statistics**  
**Southern California vs Fairfield**  
**11/28/19 4:00 pm at Kissimmee, Fla. - HP Fieldhouse**

**Southern California 54 • 6-1,0-0 Pac-12**

##	Player	Total			3-Ptr			Rebounds			PF	TP	A	TO	Blk	Stl	Min
		FG-FGA	FG-FGA	FT-FTA	Off	Def	Tot	Off	Def	Tot							
21	Onyeka Okongwu	f	6-11	0-0	2-3	2	8	10	0	14	0	0	3	2	29	29	
23	Nick Rakocevic	f	2-9	0-0	1-2	3	5	8	0	5	0	4	2	0	24	24	
02	Jonah Mathews	g	5-8	3-5	1-3	0	1	1	3	14	2	1	0	4	30	30	
03	Elijah Weaver	g	4-7	2-3	3-5	0	1	1	1	13	3	0	0	1	27	27	
20	Ethan Anderson	g	0-1	0-0	0-0	0	3	3	0	0	2	2	0	0	6	6	
01	Kyle Sturdivant	g	0-0	0-0	0-0	0	0	0	0	1	0	2	0	0	16	16	
04	Daniel Utomi	g	0-2	0-1	0-0	0	3	3	1	0	1	1	0	0	16	16	
10	Quinton Adlesh	g	0-1	0-1	2-2	1	2	3	1	2	0	1	0	0	21	21	
15	Isaiah Mobley	g	3-6	0-2	0-2	1	8	9	1	6	0	4	0	0	25	25	
23	Max Agbonkpolo	g	0-3	0-0	0-0	0	0	0	0	0	0	0	0	0	6	6	
	Team					0	0	0									
	Totals		20-48	5-12	9-17	7	31	38	11	54	9	15	5	7	200		

FG % 1st Half: 10-24 41.7% 2nd half: 10-24 41.7% Game: 20-48 41.7% Deadball Rebounds 4,4  
 3FG % 1st Half: 2-5 40.0% 2nd half: 3-7 42.9% Game: 5-12 41.7%  
 FT % 1st Half: 3-6 50.0% 2nd half: 6-11 54.5% Game: 9-17 52.9%

**Fairfield 47 • 1-5,0-0 MAAC**

##	Player	Total			3-Ptr			Rebounds			PF	TP	A	TO	Blk	Stl	Min
		FG-FGA	FG-FGA	FT-FTA	Off	Def	Tot	Off	Def	Tot							
01	Maidoh, Chris	f	2-5	0-1	0-0	0	1	1	0	4	0	0	0	0	14	14	
23	Eze, Vincent	f	1-5	0-0	2-4	2	5	7	2	4	1	0	0	1	28	28	
02	Benning, Taj	g	1-10	1-3	0-0	0	4	4	2	3	2	6	0	2	27	27	
24	Cruz, Jesus	g	5-18	3-6	0-0	2	7	9	1	13	1	1	0	2	31	31	
25	Taliaferro, Landon	g	5-10	4-7	2-2	0	0	0	0	16	1	0	0	1	25	25	
05	Kavaliauskas, Aidas	g	1-3	1-3	0-0	0	1	1	0	3	0	1	0	1	13	13	
10	Jeanne-Rose, Allan	g	0-0	0-0	0-0	0	0	0	0	0	0	0	0	0	9	9	
11	Whipple, Calvin	g	0-4	0-4	0-0	0	2	2	0	0	1	0	0	0	16	16	
12	Peterson, Kevin	g	1-3	0-1	0-0	2	3	5	1	2	1	0	0	0	19	19	
15	Methnani, Wassef	g	1-5	0-1	0-0	3	0	3	3	2	1	1	0	0	18	18	
	Team					0	0	0									
	Totals		17-63	9-26	4-6	9	23	32	13	47	8	10	0	7	200		

FG % 1st Half: 8-31 25.8% 2nd half: 9-32 28.1% Game: 17-63 27.0% Deadball Rebounds 4,2  
 3FG % 1st Half: 5-11 45.5% 2nd half: 4-15 26.7% Game: 9-26 34.6%  
 FT % 1st Half: 1-2 50.0% 2nd half: 3-4 75.0% Game: 4-6 66.7%

Officials: Steve Anderson,Brent Hampton,Roger Ayers  
 Technical fouls: Southern California-None. Fairfield-None.  
 Attendance:  
 2019-20 Men's Basketball. Round: 0. Fairfield vs Southern California. Played at

Score by periods	1st	2nd	Total	Points	In Paint	Off T/O	2nd Chance	Fast Break	Bench
Southern California	25	29	54	24	10	4	20	8	
Fairfield	22	25	47	6	13	6	4	7	

Last FG - USC 2nd-07:58, FFD 2nd-00:21.  
 Largest lead - USC by 14 2nd-07:23, FFD by 8 1st-12:17.  
 USC led for 26:41, FFD led for 13:06. Game was tied for 00:13.  
 Score tied - 0 times.  
 Lead changed - 4 times.

**Official Basketball Box Score -- Game Totals -- Final Statistics**  
**Fairfield vs Davidson**  
**11/29/19 7:00 pm at Kissimmee, Fla. - HP Fieldhouse**

**Fairfield 56 • 1-6,0-0 MAAC**

##	Player	Total			3-Ptr			Rebounds			PF	TP	A	TO	Blk	Stl	Min
		FG-FGA	FG-FGA	FT-FTA	Off	Def	Tot	Off	Def	Tot							
01	Maidoh, Chris	f	2-4	0-0	0-0	2	1	3	0	4	0	0	0	0	13	13	
23	Eze, Vincent	f	2-3	0-1	0-3	1	4	5	3	4	0	5	1	2	31	31	
02	Benning, Taj	g	4-8	0-2	0-1	1	4	5	2	8	2	1	0	0	35	35	
24	Cruz, Jesus	g	4-9	1-2	1-2	1	3	4	4	10	0	3	0	0	28	28	
25	Taliaferro, Landon	g	5-16	0-9	0-0	0	1	1	0	10	0	1	0	1	34	34	
05	Kavaliauskas, Aidas	g	0-0	0-0	2-3	0	0	0	0	2	0	0	0	0	8	8	
10	Jeanne-Rose, Allan	g	0-0	0-0	0-0	0	0	0	2	0	0	0	0	0	1	1	
11	Whipple, Calvin	g	3-4	2-3	0-0	0	0	0	1	8	1	1	1	0	13	13	
12	Peterson, Kevin	g	2-4	0-1	0-0	1	5	6	4	0	0	0	0	0	22	22	
15	Methnani, Wassef	g	2-2	0-0	2-5	1	2	3	0	6	1	0	0	0	15	15	
	Team					0	0	0									
	Totals		24-50	3-18	5-14	7	20	27	12	56	4	11	2	3	200		

FG % 1st Half: 8-21 38.1% 2nd half: 16-29 55.2% Game: 24-50 48.0% Deadball Rebounds 3,3  
 3FG % 1st Half: 0-7 0.0% 2nd half: 3-11 27.3% Game: 3-18 16.7%  
 FT % 1st Half: 3-7 42.9% 2nd half: 2-7 28.6% Game: 5-14 35.7%

**Davidson 67 • 3-4,0-0 Atlantic**

##	Player	Total			3-Ptr			Rebounds			PF	TP	A	TO	Blk	Stl	Min
		FG-FGA	FG-FGA	FT-FTA	Off	Def	Tot	Off	Def	Tot							
35	Luka Brajkovic	f	4-9	0-0	5-6	3	1	4	3	13	0	3	0	0	22	22	
03	Jon Axel Gudmunsson	g	4-8	3-6	0-1	0	5	5	2	11	3	1	0	2	34	34	
13	Mike Jones	g	2-4	2-4	0-0	0	2	2	1	6	0	0	0	1	26	26	
24	Carter Collins	g	3-8	1-3	7-7	0	2	2	2	14	3	2	1	1	36	36	
31	Kellan Grady	g	6-13	1-4	2-2	0	4	4	2	15	1	2	0	1	35	35	
01	Hyunjung Lee	g	2-5	1-4	0-0	3	3	3	2	5	1	0	0	1	17	17	
04	Cal Freundlich	g	0-0	0-0	0-0	0	1	1	0	0	0	0	0	0	0+	0+	
05	Malcolm Wynter</																

**Official Basketball Box Score -- Game Totals -- Final Statistics**  
**William & Mary vs Fairfield**  
**12/08/19 2:00 pm at Fairfield, Conn. -- Alumni Hall**

**William & Mary 62 • 7-3,0-0 CAA**

##	Player	Total			3-Ptr			Rebounds			PF	TP	A	TO	Blk	Stl	Min
		FG-FGA	FG-FGA	FT-FTA	Off	Def	Tot	Off	Def	Tot							
11	Andy Van Vliet	f	9-18	2-7	0-0	2	8	10	4	20	0	2	0	0	0	33	
13	Nathan Knight	c	7-15	3-5	4-5	3	7	10	4	21	1	3	1	2	33		
02	Tyler Hamilton	g	1-2	0-1	1-2	0	2	2	2	3	0	1	0	0	30		
05	Bryce Barnes	g	1-5	0-0	2-2	1	2	3	0	4	4	3	0	2	30		
12	Luke Loewe	g	3-8	0-0	5-6	0	1	1	3	11	3	0	0	0	33		
10	Rainers Hermanovskis	g	0-0	0-0	0-0	0	2	2	0	0	2	0	0	0	16		
15	Miguel Ayesa	g	1-2	1-2	0-0	0	0	0	0	3	0	0	0	0	10		
21	Quinn Blair	g	0-4	0-2	0-0	1	0	1	2	0	2	1	0	1	15		
Team						4 5 9											
Totals			22-54	6-17	12-15	11	27	38	15	62	10	12	1	5	200		

FG % 1st Half: 10-24 41.7% 2nd half: 12-30 40.0% Game: 22-54 40.7%  
 3FG % 1st Half: 2-9 22.2% 2nd half: 4-8 50.0% Game: 6-17 35.3%  
 FT % 1st Half: 5-6 83.3% 2nd half: 7-9 77.8% Game: 12-15 80.0%

**Fairfield 58 • 2-7,0-0 MAAC**

##	Player	Total			3-Ptr			Rebounds			PF	TP	A	TO	Blk	Stl	Min
		FG-FGA	FG-FGA	FT-FTA	Off	Def	Tot	Off	Def	Tot							
01	Maidoh, Chris	f	0-1	0-0	0-0	1	1	2	1	0	1	0	0	2	11		
23	Eze, Vincent	f	5-7	0-0	3-5	2	7	9	4	13	1	2	0	1	29		
24	Cruz, Jesus	g	5-13	1-3	0-0	0	3	3	1	10	0	3	0	0	28		
25	Taliaferro, Landon	g	4-9	2-4	0-0	0	3	3	1	11	0	2	0	0	32		
31	Taj Benning	g	4-11	0-1	2-3	0	3	3	3	10	4	1	0	1	33		
05	Kavaliauskas, Aidas	g	1-3	1-1	0-0	0	1	1	0	3	1	2	0	1	7		
10	Jeanne-Rose, Allan	g	0-0	0-0	0-0	1	0	1	1	0	0	0	0	0	6		
11	Whipple, Calvin	g	2-4	1-2	0-0	0	0	0	0	5	0	0	0	0	14		
12	Peterson, Kevin	g	2-5	0-2	2-4	1	2	3	2	6	0	1	0	0	29		
15	Methnani, Wassef	g	0-1	0-1	0-0	0	0	0	2	0	1	0	1	0	11		
Team						2 2 4											
Totals			23-54	5-14	7-12	7	22	29	15	58	9	11	1	5	200		

FG % 1st Half: 11-28 39.3% 2nd half: 12-26 46.2% Game: 23-54 42.6%  
 3FG % 1st Half: 3-7 42.9% 2nd half: 2-7 28.6% Game: 5-14 35.7%  
 FT % 1st Half: 0-0 0.0% 2nd half: 7-12 58.3% Game: 7-12 58.3%

Officials: John Floyd, Andy Vandenburgh, Nathan Farrell  
 Technical fouls: William & Mary-None. Fairfield-None.

Attendance: 2163

2019-20 Men's Basketball. Round: 0. Fairfield vs William & Mary. Played at Alu

Score by periods	1st	2nd	Total
William & Mary	27	35	62
Fairfield	25	33	58

Points	In	Off	2nd	Fast	Bench
W&M	Paint	T/O	Chance	Break	
William & Mary	28	9	12	0	3
Fairfield	32	11	6	5	14

Last FG - W&M 2nd-02:06, FFD 2nd-00:01.  
 Largest lead - W&M by 9 2nd-08:40, FFD by 2 1st-19:35.  
 W&M led for 25:58. FFD led for 04:48. Game was tied for 09:14.

Score tied - 10 times.  
 Lead changed - 7 times.

**Official Basketball Box Score -- Game Totals -- Final Statistics**  
**Fairfield vs Oakland**  
**12/21/19 2 p.m. at Rochester, Mich.(Blacktop at the O'rena)**

**Fairfield 61 • 3-7**

##	Player	Total			3-Ptr			Rebounds			PF	TP	A	TO	Blk	Stl	Min
		FG-FGA	FG-FGA	FT-FTA	Off	Def	Tot	Off	Def	Tot							
01	Maidoh, Chris	*	3-3	1-1	0-0	0	1	1	1	7	0	0	0	0	18		
02	Benning, Taj	*	3-12	1-4	3-4	1	3	4	2	10	1	1	1	0	41		
05	Kavaliauskas, Aidas	*	2-5	2-5	0-0	0	2	2	1	6	0	0	0	2	37		
23	Eze, Vincent	*	1-5	0-0	3-6	0	2	2	4	5	2	0	0	3	28		
24	Cruz, Jesus	*	11-25	0-3	1-2	2	3	5	4	23	1	4	0	5	40-		
10	Jeanne-Rose, Allan	g	0-1	0-1	0-0	0	0	0	0	0	2	0	0	0	8		
11	Whipple, Calvin	g	0-0	0-0	0-0	0	3	3	0	0	1	0	0	0	12		
12	Peterson, Kevin	g	3-8	0-2	0-0	4	5	9	2	6	0	1	0	0	17		
15	Methnani, Wassef	g	2-4	0-0	0-0	1	3	4	4	4	0	7	1	0	24		
Team						2 3 5											
Totals			25-63	4-16	7-12	10	25	35	18	61	7	18	2	10	225		

FG % 1st Half: 14-27 51.9% 2nd half: 8-30 26.7% OT: 3-6 50.0% Game: 25-63 39.7%  
 3FG % 1st Half: 3-7 42.9% 2nd half: 0-7 0.0% OT: 1-2 50.0% Game: 4-16 25.0%  
 FT % 1st Half: 0-2 0.0% 2nd half: 4-6 66.7% OT: 3-4 75.0% Game: 7-12 58.3%

**Oakland 59 • 5-8**

##	Player	Total			3-Ptr			Rebounds			PF	TP	A	TO	Blk	Stl	Min
		FG-FGA	FG-FGA	FT-FTA	Off	Def	Tot	Off	Def	Tot							
04	Oladapo, Daniel	f	6-8	0-0	4-5	2	6	8	3	16	0	2	0	1	22		
14	Hill-Mais, Xavier	f	7-12	0-0	6-8	2	4	6	4	20	2	4	1	0	30		
13	Brechting, Brad	c	4-10	0-3	0-0	3	11	14	2	8	2	3	3	0	38		
02	Maddox Jr., Tray	g	1-6	1-2	0-0	1	1	2	3	3	0	4	1	2	25		
21	Monroe, Madison	g	0-0	0-0	0-0	0	1	1	1	0	0	1	0	0	15		
11	Lampman, Blake	g	0-8	0-8	0-0	0	0	0	0	1	0	0	0	1	27		
24	Kangu, Kevin	g	4-13	1-6	0-1	1	2	3	9	5	4	0	1	37			
25	Pittman Jr., Kenny	g	0-0	0-0	0-0	0	0	0	0	0	1	1	0	0	18		
33	Gettelfinger, Chris	g	0-0	0-0	0-0	0	0	0	0	0	0	0	0	0	2		
35	Harris, Jackie	g	1-1	1-1	0-0	0	0	0	0	3	0	1	0	0	11		
Team						2 3 5											
Totals			23-58	3-20	10-14	11	28	39	17	59	10	20	5	5	225		

FG % 1st Half: 12-27 44.4% 2nd half: 9-23 39.1% OT: 2-8 25.0% Game: 23-58 39.7%  
 3FG % 1st Half: 0-5 0.0% 2nd half: 2-10 20.0% OT: 1-5 20.0% Game: 3-20 15.0%  
 FT % 1st Half: 7-8 87.5% 2nd half: 0-1 0.0% OT: 3-5 60.0% Game: 10-14 71.4%

Officials: Scott Sivilie, Andy O'Brien, Michael Griffith  
 Technical fouls: Fairfield-None. Oakland-None.

Attendance: 2788

Score by periods	1st	2nd	OT	Total
Fairfield	31	20	10	61
Oakland	31	20	8	59

Points	In	Off	2nd	Fast	Bench
FFD	Paint	T/O	Chance	Break	
Fairfield	38	19	8	6	10
Oakland	38	10	11	6	12

Last FG - FFD OT-00:20, OAK OT-00:05.  
 Largest lead - FFD by 5 OT-02:40, OAK by 13 2nd-05:53.  
 FFD led for 06:57. OAK led for 32:16. Game was tied for 05:37.

Score tied - 10 times.  
 Lead changed - 8 times.

**Official Basketball Box Score -- Game Totals -- Final Statistics**  
**Fairfield vs Wagner**  
**12/28/19 4:00 pm at Staten Island, N.Y. - Spiro Athletic Ctr**

**Fairfield 66 • 4-7,0-0 MAAC**

##	Player	Total			3-Ptr			Rebounds			PF	TP	A	TO	Blk	Stl	Min
		FG-FGA	FG-FGA	FT-FTA	Off	Def	Tot	Off	Def	Tot							
01	Maidoh, Chris	f	0-4	0-0	2-2	2	2	4	0	2	1	0	0	1	19		
23	Eze, Vincent	f	6-10	0-0	4-6	5	5	10	1	16	1	1	2	1	31		
02	Benning, Taj	g	3-7	0-3	4-6	0	6	6	2	10	0	2	0	1	35		
24	Cruz, Jesus	g	3-8	0-1	0-2	1	2	3	2	6	1	2	0	1	25		
25	Taliaferro, Landon	g	5-8	2-2	5-5	0	2	2	3	17	2	1	0	0	36		
05	Kavaliauskas, Aidas	g	2-3	2-2	4-4	0	2	2	2	10	3	3	0	0	24		
11	Whipple, Calvin	g	1-2	0-1	0-0	0	2	2	1	2	1	0	0	0	12		
12	Peterson, Kevin	g	1-1	0-0	1-3	0	2	2	2	3	0	2	1	0	9		
15	Methnani, Wassef	g	0-2	0-0	0-0	0	3	3	2	0	1	3	0	0	9		
Team						1 3 4											
Totals			21-45	4-9	20-28	9	29	38	15	66	10	15	3	4	200		

FG % 1st Half: 11-26 42.3% 2nd half: 10-19 52.6% Game: 21-45 46.7%  
 3FG % 1st Half: 0-3 0.0% 2nd half: 4-6 66.7% Game: 4-9 44.4%  
 FT % 1st Half: 6-6 100.0% 2nd half: 14-22 63.6% Game: 20-28 71.4%

**Wagner 54 • 3-8,0-0 NEC**

##	Player	Total			3-Ptr			Rebounds			PF	TP	A	TO	Blk	Stl	Min
		FG-FGA	FG-FGA	FT-FTA	Off	Def	Tot	Off	Def	Tot							
23	Darion Jordan-Thomas	f	3-4	0-0	0-0	3	2	5	4	6	2	0	0	0	21		
04	Elijah Ford	g	3-7	0-0	0-0	3	1	4	0	6	1	2	0	0	22		
12	Chase Freeman	g	2-5	2-5	0-0	0	2	2	4	6	5	1	0	0	39		
13	Tyrone Nesby IV	g	1-6	0-3	0-0	0	3	3	5	2	0	1	1	20			
33	Curtis Cobb	g	8-18	3-10	0-2	1	3	4	2	19	3	2	0	0	35		
02	Alex Morales	g	5-16	1-2	0-1	2	3	5	5	11	1	2	1	0	29		
11	Will Martinez</																

**Official Basketball Box Score -- Game Totals -- Final Statistics**  
**Fairfield vs Canisius**  
**01/05/20 2:02 PM at Koessler Athletic Center (Buffalo, N.Y.)**

**Fairfield 46 • 5-8, 1-1 MAAC**

##	Player	Total			3-Ptr			Rebounds			PF	TP	A	TO	Blk	Stl	Min
		FG	FGA	FT	FTA	Off	Def	Tot									
01	Maidoh, Chris	f	2-6	0-1	1-2	4	3	7	2	5	1	3	2	1	0	18	
10	Jeanne-Rose, Allan	f	0-0	0-0	0-0	0	0	0	0	0	0	0	0	0	0	7	
23	Eze, Vincent	f	5-7	0-0	0-0	0	7	7	1	10	1	2	1	0	0	29	
05	Kavaliauskas, Aidas	g	0-1	0-1	1-2	0	4	4	1	1	2	2	0	1	0	29	
25	Taliaferro, Landon	g	3-14	3-10	2-2	0	2	2	1	11	0	0	0	0	0	28	
02	Benning, Taj	g	3-9	0-0	0-0	0	9	9	2	6	1	3	0	0	0	28	
11	Whipple, Calvin	g	1-2	0-1	0-0	1	0	1	0	2	0	0	0	0	0	5	
12	Peterson, Kevin	g	0-1	0-0	0-0	0	2	2	2	0	1	1	0	0	0	11	
15	Methnani, Wassef	g	2-5	0-1	1-3	2	4	6	3	5	2	2	2	0	0	22	
24	Cruz, Jesus	g	3-6	0-1	0-1	0	1	1	1	6	1	2	0	0	0	23	
Team						1	3	4									
Totals			19-51	3-15	5-10	8	35	43	13	46	9	18	5	2	200		

FG % 1st Half: 8-30 26.7% 2nd half: 11-21 52.4% Game: 19-51 37.3% Deadball Rebounds 2  
 3FG % 1st Half: 1-9 11.1% 2nd half: 2-6 33.3% Game: 3-15 20.0%  
 FT % 1st Half: 1-2 50.0% 2nd half: 4-8 50.0% Game: 5-10 50.0%

**Canisius 42 • 5-9, 0-3 MAAC**

##	Player	Total			3-Ptr			Rebounds			PF	TP	A	TO	Blk	Stl	Min
		FG	FGA	FT	FTA	Off	Def	Tot									
10	Fritz, Jacco	f	1-3	0-1	0-1	1	5	6	1	2	1	2	1	2	1	0	28
23	St. Louis, Dantai	f	0-1	0-0	0-0	1	1	2	0	0	0	0	0	0	0	4	
01	Johnson, Malik	g	3-9	2-3	0-0	0	9	9	2	8	5	4	0	2	3	38	
11	Harried, Armon	g	1-5	0-2	1-2	0	2	2	4	3	2	2	0	1	1	15	
15	Brandon, Majesty	g	4-20	0-9	0-0	1	2	3	0	8	1	0	0	2	3	36	
02	Brown, Corey	g	0-3	0-0	0-0	1	2	3	0	0	1	0	0	0	0	9	
03	Henderson, Jordan	g	0-2	0-1	0-0	0	0	0	1	0	1	1	0	0	0	26	
04	White, Jalanni	g	0-2	0-0	2-2	2	0	2	5	2	0	3	1	0	0	18	
21	Hitchon, Scott	g	7-12	2-5	3-4	1	1	2	2	19	0	1	1	0	0	26	
Team						1	4	5									
Totals			16-57	4-21	6-9	8	26	34	15	42	11	13	3	5	200		

FG % 1st Half: 7-31 22.6% 2nd half: 9-26 34.6% Game: 16-57 28.1% Deadball Rebounds 1,1  
 3FG % 1st Half: 0-12 0.0% 2nd half: 4-9 44.4% Game: 4-21 19.0%  
 FT % 1st Half: 2-5 40.0% 2nd half: 4-4 100.0% Game: 6-9 66.7%

Officials: Kevin Ferguson, Ron Snedden, Joseph Palacz  
 Technical fouls: Fairfield-None. Canisius-None.  
 Attendance: 751

Score by periods	1st	2nd	Total
Fairfield	18	28	46
Canisius	16	26	42

Points	In	Off	2nd	Fast	Bench
FFD	32	11	8	5	19
CAN	16	12	4	2	21

Last FG - FFD 2nd-01:52, CAN 2nd-00:56.  
 Largest lead - FFD by 7 2nd-08:26, CAN by 5 1st-11:25.  
 FFD led for 21:56. CAN led for 10:43. Game was tied for 07:21.

Score tied - 4 times.  
 Lead changed - 4 times.

**Official Basketball Box Score -- Game Totals -- Final Statistics**  
**Marist vs Fairfield**  
**01/08/20 7:00 pm at Bridgeport, Conn. - Webster Bank Arena**

**Marist 70 • 2-11, 1-3 MAAC**

##	Player	Total			3-Ptr			Rebounds			PF	TP	A	TO	Blk	Stl	Min
		FG	FGA	FT	FTA	Off	Def	Tot									
05	Jordan Jones	c	2-2	0-0	2-4	2	4	6	3	6	2	0	0	0	0	13	
04	Tyler Sagl	g	4-10	4-8	1-1	0	1	1	2	13	4	1	0	1	26		
05	Michael Cabbage	g	3-15	1-3	4-7	1	7	8	3	11	2	1	0	1	35		
13	Matthew Herasme	g	3-6	0-2	2-2	0	4	4	3	8	1	2	0	0	0	36	
21	Tyler Saint-Furcy	g	6-8	4-5	1-5	1	2	3	1	17	0	1	0	1	27		
02	Jack Cavanaugh	g	2-4	1-2	3-4	0	1	1	2	8	1	2	0	1	0	23	
10	Henry Makeny	g	1-1	0-0	0-2	0	1	1	0	2	0	0	1	0	0	5	
11	Tobias Sjoberg	g	1-1	0-0	2-2	3	4	7	5	4	1	1	3	0	0	22	
26	Braden Bell	g	0-4	0-1	1-2	2	0	2	1	1	0	1	0	1	0	8	
33	Zion Tordoff	g	0-0	0-0	0-0	1	2	3	1	0	0	1	0	0	0	5	
Team						1	0	1									
Totals			22-51	10-21	16-29	11	26	37	21	70	11	11	4	5	200		

FG % 1st Half: 9-24 37.5% 2nd half: 13-27 48.1% Game: 22-51 43.1% Deadball Rebounds 8  
 3FG % 1st Half: 5-12 41.7% 2nd half: 5-9 55.6% Game: 10-21 47.6%  
 FT % 1st Half: 5-13 38.5% 2nd half: 11-16 68.8% Game: 16-29 55.2%

**Fairfield 58 • 5-9, 1-2 MAAC**

##	Player	Total			3-Ptr			Rebounds			PF	TP	A	TO	Blk	Stl	Min
		FG	FGA	FT	FTA	Off	Def	Tot									
01	Maidoh, Chris	f	1-2	0-0	0-0	0	4	4	3	2	0	0	0	0	0	20	
23	Eze, Vincent	f	4-9	0-0	5-9	0	6	6	1	13	1	3	0	0	0	28	
24	Cruz, Jesus	g	3-7	0-0	2-2	1	2	3	1	8	1	3	0	0	0	25	
25	Taliaferro, Landon	g	3-13	0-4	1-1	1	1	2	1	7	0	1	0	1	28		
31	Taj Benning	g	3-6	1-3	3-5	0	3	3	4	10	6	2	1	1	34		
05	Kavaliauskas, Aidas	g	4-5	2-3	3-3	0	3	3	3	13	0	0	0	1	25		
10	Jeanne-Rose, Allan	g	0-0	0-0	0-0	0	0	0	2	0	0	0	0	0	5		
11	Whipple, Calvin	g	0-2	0-1	0-0	0	0	0	0	0	0	1	1	2	10		
12	Peterson, Kevin	g	1-2	0-0	0-0	1	1	2	2	2	1	1	0	0	9		
15	Methnani, Wassef	g	0-1	0-0	3-4	0	1	1	5	3	0	2	1	0	16		
Team						3	2	5									
Totals			19-47	3-11	17-24	6	23	29	22	58	9	13	3	5	200		

FG % 1st Half: 8-24 33.3% 2nd half: 11-23 47.8% Game: 19-47 40.4% Deadball Rebounds 3  
 3FG % 1st Half: 2-8 25.0% 2nd half: 1-3 33.3% Game: 3-11 27.3%  
 FT % 1st Half: 2-2 100.0% 2nd half: 15-22 68.2% Game: 17-24 70.8%

Officials: Nathan Hall, Michael Luckie, Edwin Young  
 Technical fouls: Marist-None. Fairfield-None.  
 Attendance: 1003

2019-20 Men's Basketball. Round: 0. Fairfield vs Marist. Played at Arena at Ha

Score by periods	1st	2nd	Total
Marist	28	42	70
Fairfield	20	38	58

Points	In	Off	2nd	Fast	Bench
MAR	18	12	11	5	15
FFD	18	9	4	4	21

Last FG - MAR 2nd-03:46, FFD 2nd-00:04.  
 Largest lead - MAR by 16 2nd-02:25, FFD by 2 1st-19:15.  
 MAR led for 34:38. FFD led for 03:10. Game was tied for 02:12.

Score tied - 2 times.  
 Lead changed - 3 times.

**Official Basketball Box Score -- Game Totals -- Final Statistics**  
**Manhattan vs Fairfield**  
**01/10/20 7:00 pm at Fairfield, Conn. - Alumni Hall**

**Manhattan 60 • 6-6, 2-1 MAAC**

##	Player	Total			3-Ptr			Rebounds			PF	TP	A	TO	Blk	Stl	Min
		FG	FGA	FT	FTA	Off	Def	Tot									
14	Tyler Reynolds	f	3-9	3-9	0-0	0	3	3	2	9	0	2	0	2	36		
33	Pauly Paulicap	f	3-4	0-0	1-2	0	2	2	5	7	0	1	0	0	12		
04	Samir Stewart	g	1-8	1-6	0-0	0	0	0	4	3	3	3	0	0	25		
12	Christian Hinckson	g	4-9	1-1	4-5	0	4	4	3	13	1	0	1	1	30		
30	Elijah Buchanan	g	1-5	0-1	0-0	0	1	1	0	2	0	0	0	1	18		
00	Warren Williams	g	8-10	0-0	3-4	0	4	4	2	19	0	0	0	0	28		
03	Romar Reid	g	0-1	0-1	0-0	0	0	0	0	0	2	0	0	0	8		
10	Nehemiah Mack	g	1-2	1-2	0-0	1	2	3	3	3	3	0	0	1	29		
15	Michael Okafor	g	2-3	0-0	0-0	1	0	1	2	4	0	0	1	1	14		
Team						0	0	0									
Totals			23-51	6-20	8-11	2	16	18	21	60	9	6	2	6	200		

FG % 1st Half: 13-28 46.4% 2nd half: 10-23 43.5% Game: 23-51 45.1% Deadball Rebounds 0  
 3FG % 1st Half: 2-9 22.2% 2nd half: 4-11 36.4% Game: 6-20 30.0%  
 FT % 1st Half: 4-4 100.0% 2nd half: 4-7 57.1% Game: 8-11 72.7%

**Fairfield 68 • 6-9, 2-2 MAAC**

##	Player	Total			3-Ptr			Rebounds			PF	TP	A	TO	Blk	Stl	Min
		FG	FGA	FT	FTA	Off	Def	Tot									
01	Maidoh, Chris	f	2-5	0-0	1-3	2	4	6	3	5	0	0	1	0	21		
23	Eze, Vincent	f	3-6	0-0	3-3	1	3	4	4	9	0	0	0	0	21		
05	Kavaliauskas, Aidas	g	2-4	2-2	6-7	0	3	3	0	12	6	2	0	1	37		

**Official Basketball Box Score -- Game Totals -- Final Statistics**  
**Fairfield vs Iona**  
**01/17/20 7:00 pm at New Rochelle, N.Y. - Hynes Center**

**Fairfield 57 • 7-10,3-3 MAAC**

##	Player	Total			3-Ptr			Rebounds			PF	TP	A	TO	Blk	Stl	Min
		FG	FGA	FT	FTA	Off	Def	Tot									
01	Maidoh, Chris	f	4-7	0-0	2-5	1	2	3	1	10	0	1	1	0	0	19	
23	Eze, Vincent	f	4-7	0-0	0-2	5	4	9	2	8	1	3	0	0	0	22	
02	Benning, Taj	g	5-11	2-3	3-4	0	3	3	1	15	1	0	1	1	33		
05	Kavaliauskas, Aidas	g	0-3	0-2	0-0	1	3	4	3	0	5	2	0	0	34		
25	Taliaferro, Landon	g	1-7	1-3	2-2	0	1	1	2	5	1	0	0	0	28		
11	Whipple, Calvin	g	1-5	1-5	2-2	0	0	0	0	5	0	0	1	0	14		
12	Peterson, Kevin	g	2-4	0-0	0-0	1	3	4	0	4	0	1	0	0	13		
15	Methnani, Wassef	g	1-4	0-1	0-0	3	3	3	2	2	2	2	1	0	20		
24	Cruz, Jesus	g	3-6	0-1	2-3	2	1	3	2	8	0	3	0	0	17		
	Team					2	2	4				1					
	Totals		21-54	4-15	11-18	12	22	34	13	57	10	13	4	1	200		

FG % 1st Half: 11-29 37.9% 2nd half: 10-25 40.0% Game: 21-54 38.9% Deadball Rebounds 4  
 3FG % 1st Half: 2-7 28.6% 2nd half: 2-8 25.0% Game: 4-15 26.7%  
 FT % 1st Half: 2-5 40.0% 2nd half: 9-13 69.2% Game: 11-18 61.1%

**Iona 64 • 4-8,2-3 MAAC**

##	Player	Total			3-Ptr			Rebounds			PF	TP	A	TO	Blk	Stl	Min
		FG	FGA	FT	FTA	Off	Def	Tot									
12	Tajuan Agee	f	6-11	0-0	1-1	1	2	3	4	13	2	3	2	2	23		
02	E.J. Crawford	g	4-10	0-2	2-4	1	5	6	3	10	2	3	1	0	37		
05	Ben Perez	g	1-2	0-1	0-0	0	0	0	1	2	0	2	0	0	9		
11	Isaiah Washington	g	5-13	2-6	0-0	1	4	5	1	12	1	1	0	1	30		
20	Isaiah Ross	g	1-2	1-2	2-3	0	2	2	1	5	0	0	0	0	21		
00	Mohamed Thiam	g	2-4	1-2	0-0	2	4	6	2	5	0	1	0	1	22		
03	Asante Gist	g	4-12	2-7	3-3	0	1	1	1	13	2	0	0	0	34		
10	Andrija Ristanovic	g	0-0	0-0	0-0	0	0	0	0	0	0	0	0	0	2		
24	Dylan van Eyck	g	2-2	0-0	0-0	3	3	6	3	4	1	0	1	0	22		
	Team					1	2	3				1					
	Totals		25-56	6-20	8-11	9	23	32	16	64	8	11	4	4	200		

FG % 1st Half: 12-28 42.9% 2nd half: 13-28 46.4% Game: 25-56 44.6% Deadball Rebounds 3,1  
 3FG % 1st Half: 3-9 33.3% 2nd half: 3-11 27.3% Game: 6-20 30.0%  
 FT % 1st Half: 4-6 66.7% 2nd half: 4-5 80.0% Game: 8-11 72.7%

Officials: Josh White, Nathan Farrell, Kelly Pfeifer  
 Technical fouls: Fairfield-None. Iona-None.  
 Attendance: 1428  
 2019-20 Men's Basketball. Round: 0. Fairfield vs Iona. Played at Hynes Center.

Score by periods	1st	2nd	Total
Fairfield	26	31	57
Iona	31	33	64

Last FG - FFD 2nd-00:59, ION 2nd-00:39.  
 Largest lead - FFD by 8 1st-09:55, ION by 8 2nd-09:33.  
 FFD led for 12:15. ION led for 24:50. Game was tied for 02:55.

**Official Basketball Box Score -- Game Totals -- Final Statistics**  
**Fairfield vs Quinnipiac**  
**01/24/20 7:00 pm at Hamden, Conn. - Peoples United Center**

**Fairfield 67 • 7-11,3-4 MAAC**

##	Player	Total			3-Ptr			Rebounds			PF	TP	A	TO	Blk	Stl	Min
		FG	FGA	FT	FTA	Off	Def	Tot									
01	Maidoh, Chris	f	4-9	0-0	1-2	5	5	10	4	9	1	0	2	0	25		
23	Eze, Vincent	f	3-9	0-0	1-2	2	2	4	3	7	1	0	0	1	24		
02	Benning, Taj	g	4-11	0-2	4-4	2	5	7	4	12	2	0	0	0	31		
05	Kavaliauskas, Aidas	g	3-7	1-3	1-2	0	3	3	2	8	2	1	0	0	34		
25	Taliaferro, Landon	g	7-19	3-8	4-4	1	3	4	0	21	0	1	1	1	38		
11	Whipple, Calvin	g	0-1	0-1	0-0	0	1	1	0	0	0	0	0	0	9		
12	Peterson, Kevin	g	0-2	0-0	0-0	1	0	1	0	3	0	1	0	0	12		
15	Methnani, Wassef	g	0-0	0-0	0-0	1	0	1	0	1	0	0	2	0	6		
24	Cruz, Jesus	g	5-9	0-1	0-0	0	3	3	3	10	0	1	0	2	21		
	Team					3	2	5									
	Totals		26-67	4-15	11-14	15	24	39	21	67	6	6	3	4	200		

FG % 1st Half: 12-28 42.9% 2nd half: 14-39 35.9% Game: 26-67 38.8% Deadball Rebounds 1  
 3FG % 1st Half: 2-5 40.0% 2nd half: 2-10 20.0% Game: 4-15 26.7%  
 FT % 1st Half: 6-7 85.7% 2nd half: 5-7 71.4% Game: 11-14 78.6%

**Quinnipiac 81 • 10-7,5-2 MAAC**

##	Player	Total			3-Ptr			Rebounds			PF	TP	A	TO	Blk	Stl	Min
		FG	FGA	FT	FTA	Off	Def	Tot									
25	Jacob Rigoni	f	3-9	2-7	0-0	1	5	6	4	8	1	2	0	0	25		
45	Kevin Marfo	f	3-3	0-0	7-9	3	12	15	3	13	3	2	0	0	29		
02	Matt Balanc	g	4-8	1-3	2-2	2	3	5	2	11	1	1	0	0	27		
05	Tyrese Williams	g	4-7	3-3	0-0	0	1	1	4	11	2	3	0	0	25		
22	Rich Kelly	g	8-18	4-10	7-7	1	1	2	27	6	1	1	1	1	38		
04	Seth Pinkney	g	1-1	0-0	1-3	2	1	3	0	3	0	0	1	0	10		
10	Tyree Pickron	g	1-7	1-5	0-0	1	1	2	3	3	1	1	0	1	28		
13	Aaron Falzon	g	2-5	1-4	0-0	1	2	3	0	5	0	0	4	0	18		
	Team					1	1	2									
	Totals		26-58	12-32	17-21	12	27	39	18	81	16	10	6	2	200		

FG % 1st Half: 14-28 50.0% 2nd half: 12-30 40.0% Game: 26-58 44.8% Deadball Rebounds 0,1  
 3FG % 1st Half: 8-16 50.0% 2nd half: 4-16 25.0% Game: 12-32 37.5%  
 FT % 1st Half: 0-0 0.0% 2nd half: 17-21 81.0% Game: 17-21 81.0%

Officials: Adam Vandenburg, Andy O'Brien, Rod Mrakovich  
 Technical fouls: Fairfield-None. Quinnipiac-None.  
 Attendance: 1989  
 2019-20 Men's Basketball. Round: 0. Fairfield vs Quinnipiac. Played at People's

Score by periods	1st	2nd	Total
Fairfield	32	35	67
Quinnipiac	36	45	81

Last FG - FFD 2nd-01:56, QU 2nd-00:17.  
 Largest lead - FFD by 7 1st-13:20, QU by 15 2nd-03:40.  
 FFD led for 07:32. QU led for 30:09. Game was tied for 02:19.

**Official Basketball Box Score -- Game Totals -- Final Statistics**  
**Canisius vs Fairfield**  
**01/26/20 2:00 pm at Fairfield, Conn. - Alumni Hall**

**Canisius 55 • 8-12,3-6 MAAC**

##	Player	Total			3-Ptr			Rebounds			PF	TP	A	TO	Blk	Stl	Min
		FG	FGA	FT	FTA	Off	Def	Tot									
02	Corey Brown	f	2-3	0-0	0-0	0	0	0	0	4	0	0	0	0	15		
10	Sanks, Jonathan	f	3-6	0-0	3-3	4	1	5	2	9	1	3	2	1	31		
01	Johnson, Malik	g	8-14	1-4	0-0	0	5	5	4	17	3	3	0	3	40		
03	Henderson, Jordan	g	3-8	2-2	0-1	0	0	0	3	8	2	2	0	2	30		
11	Lotts, Marcalle	g	3-8	0-4	1-1	0	1	1	2	7	0	0	0	0	27		
04	White, Jalanni	g	1-3	0-0	0-0	0	3	3	4	2	1	1	1	1	19		
15	Molson, Takal	g	1-6	0-1	1-1	0	3	3	3	3	0	1	1	0	13		
21	Hitchon, Scott	g	2-8	1-5	0-0	0	2	2	1	5	1	2	2	0	22		
23	St. Louis, Dantai	g	0-1	0-0	0-0	0	0	0	0	0	0	0	0	0	3		
	Team					5	3	8									
	Totals		23-57	4-16	5-6	9	18	27	19	55	8	12	6	7	200		

FG % 1st Half: 13-28 46.4% 2nd half: 10-29 34.5% Game: 23-57 40.4% Deadball Rebounds 0  
 3FG % 1st Half: 1-6 16.7% 2nd half: 3-10 30.0% Game: 4-16 25.0%  
 FT % 1st Half: 3-3 100.0% 2nd half: 2-3 66.7% Game: 5-6 83.3%

**Fairfield 63 • 8-11,4-4 MAAC**

##	Player	Total			3-Ptr			Rebounds			PF	TP	A	TO	Blk	Stl	Min
		FG	FGA	FT	FTA	Off	Def	Tot									
01	Maidoh, Chris	f	1-4	0-1	0-0	5	4	9	3	2	0	2	1	0	20		
23	Eze, Vincent	f	4-6	0-0	1-2	2	5	7	0	9	0	1	2	0	33		
02	Benning, Taj	g	2-6	0-0	0-0	0	4	4	3	4	1	3	0	1	32		
05	Kavaliauskas, Aidas	g	2-8	1-3	2-3	1	2	3	1	7	3	1	0	4	28		
25	Taliaferro, Landon	g	6-13	1-5	3-3	0	1	1	0	16	0	2	0	1	35		
10	Jeanne-Rose, Allan	g	2-2	0-0	0-0	1	3	4	2	4	0	1	0	1	12		
12	Peterson, Kevin	g	0-1	0-0	0-0	0	0	0	0	0	0	0	0	1	7		
15	Methnani, Wassef	g	0-0	0-0	0-0	0	1	1	1	0	1	1	0	1	7		
24	Cruz, Jesus	g	4-14	0-3	13-13	5	2	7	2	21	1	1	0	0	26		
	Team					1	4	5									
	Totals		21-54	2-12	19-21	15	26	41	12	63	6	14	3	9	200		

FG % 1st Half: 9-30 30.0% 2nd half: 12-24 50.0% Game: 21-54 38.9% Deadball Rebounds 2  
 3FG % 1st Half: 4-5 80.0% 2nd half: 1-7 14.3% Game: 2-12 16.7%  
 FT % 1st Half: 9-10 90.0% 2nd half:

**Official Basketball Box Score -- Game Totals -- Final Statistics**  
**Monmouth vs Fairfield**  
**02/04/20 7:00 pm at Bridgeport, Conn. - Webster Bank Arena**

**Monmouth 53 • 13-9,7-4 MAAC**

##	Player	Total			3-Ptr			Rebounds			PF	TP	A	TO	Blk	Stl	Min
		FG-FGA	FG-FGA	FT-FTA	Off	Def	Tot	Off	Def	Tot							
04	Mustapha Traore	f	3-5	0-0	0-0	0	3	3	4	6	1	1	0	1	15		
00	Ray Salnave	g	5-17	1-6	1-1	1	5	6	3	12	4	3	0	3	29		
03	Deion Hammond	g	4-21	1-10	4-4	2	1	3	2	13	1	0	0	1	36		
13	Marcus McClary	g	1-3	0-0	0-0	2	2	4	2	2	0	1	0	0	16		
25	Samuel Chaput	g	2-5	1-3	0-0	0	0	0	3	5	3	0	0	2	26		
01	Gob Gabriel	g	0-0	0-0	0-0	0	0	0	0	0	0	0	0	0	2		
02	Melik Martin	g	3-5	0-0	1-1	2	1	3	2	7	1	0	0	2	25		
05	George Papas	g	3-6	0-3	0-0	0	2	2	1	6	0	1	0	0	20		
21	Nikkei Rutty	g	0-1	0-0	2-2	2	6	8	1	2	0	1	1	2	20		
24	Louie Pillari	g	0-3	0-0	0-0	0	0	0	1	0	0	1	0	0	7		
44	Sam Ibiezugbe	g	0-1	0-0	0-0	1	0	1	1	0	0	0	0	0	4		
Team						1	1	2			1						
Totals			21-67	3-22	8-8	11	21	32	20	53	10	9	1	11	200		

FG % 1st Half: 7-30 23.3% 2nd half: 14-37 37.8% Game: 21-67 31.3%  
 3FG % 1st Half: 2-10 20.0% 2nd half: 1-12 8.3% Game: 3-22 13.6%  
 FT % 1st Half: 0-0 0.0% 2nd half: 8-8 100.0% Game: 8-8 100.0%

**Fairfield 55 • 9-12,5-5 MAAC**

##	Player	Total			3-Ptr			Rebounds			PF	TP	A	TO	Blk	Stl	Min
		FG-FGA	FG-FGA	FT-FTA	Off	Def	Tot	Off	Def	Tot							
01	Maidoh, Chris	f	0-2	0-1	0-0	5	5	10	0	0	2	0	1	1	14		
23	Eze, Vincent	f	1-4	0-0	1-4	1	3	4	4	3	0	0	1	0	14		
02	Benning, Taj	g	0-5	0-0	5-6	1	8	9	3	5	2	3	0	1	35		
05	Kavaliauskas, Aidas	g	0-1	0-1	0-0	0	2	2	1	0	2	6	0	0	17		
25	Taliaferro, Landon	g	5-11	4-9	0-0	0	2	2	0	14	1	1	0	0	33		
10	Jeanne-Rose, Allan	g	2-6	0-1	2-2	0	2	2	0	6	0	1	1	1	20		
11	Whipple, Calvin	g	0-1	0-1	0-0	0	0	0	0	0	0	0	0	0	7		
12	Peterson, Kevin	g	0-1	0-0	0-0	0	1	1	2	0	0	0	0	0	2		
15	Methnani, Wassef	g	5-5	1-1	2-4	1	9	10	4	13	1	2	3	1	24		
24	Cruz, Jesus	g	5-9	0-0	4-5	1	1	2	2	14	1	4	0	0	34		
Team						0	2	2			4						
Totals			18-45	5-14	14-21	9	35	44	16	55	9	21	6	4	200		

FG % 1st Half: 7-21 33.3% 2nd half: 11-24 45.8% Game: 18-45 40.0%  
 3FG % 1st Half: 3-8 37.5% 2nd half: 2-6 33.3% Game: 5-14 35.7%  
 FT % 1st Half: 6-8 75.0% 2nd half: 8-13 61.5% Game: 14-21 66.7%

Officials: Tommy Deenen, Michael Kitts, Rob Riley  
 Technical fouls: Monmouth-None. Fairfield-Eze, Vincent.  
 Attendance: 1023  
 2019-20 Men's Basketball. Round: 0. Fairfield vs Monmouth. Played at Arena at

Score by periods	1st	2nd	Total
Monmouth	16	37	53
Fairfield	23	32	55

Points	In Paint	Off T/O	2nd Chance	Fast Break	Bench
MU	28	14	7	13	15
FFD	24	0	13	7	33

Last FG - MU 2nd-01:11, FFD 2nd-00:00.  
 Largest lead - MU by 3 1st-18:44, FFD by 11 1st-03:07.  
 MU led for 01:25. FFD led for 35:58. Game was tied for 02:37.

**Official Basketball Box Score -- Game Totals -- Final Statistics**  
**Fairfield vs Siena**  
**02/07/20 7:00 pm at Albany, NY - Times Union Center**

**Fairfield 49 • 9-13,5-6 MAAC**

##	Player	Total			3-Ptr			Rebounds			PF	TP	A	TO	Blk	Stl	Min
		FG-FGA	FG-FGA	FT-FTA	Off	Def	Tot	Off	Def	Tot							
01	Maidoh, Chris	f	0-4	0-0	5-8	4	5	9	2	5	0	2	3	0	25		
00	Jeanne-Rose, Allan	g	4-8	0-1	2-3	6	1	7	2	10	0	3	0	3	34		
23	Eze, Vincent	f	3-7	0-0	0-0	1	0	1	2	4	0	4	0	0	17		
02	Benning, Taj	g	2-7	0-1	2-2	0	1	1	4	8	0	2	0	1	26		
25	Taliaferro, Landon	g	1-5	0-1	2-2	0	0	0	1	4	0	1	0	2	21		
05	Kavaliauskas, Aidas	g	0-2	0-1	2-2	0	1	1	0	2	1	1	0	1	23		
11	Whipple, Calvin	g	0-1	0-1	0-0	0	2	2	1	0	0	0	0	0	8		
12	Peterson, Kevin	g	1-2	0-0	0-0	1	0	1	2	2	0	0	0	0	9		
15	Methnani, Wassef	g	4-11	1-3	3-3	0	8	8	3	12	1	1	0	1	22		
24	Cruz, Jesus	g	1-6	0-1	0-0	1	1	2	1	2	2	0	0	0	15		
Team						2	1	3			3						
Totals			16-53	1-9	16-20	15	20	35	18	49	4	17	3	8	200		

FG % 1st Half: 8-27 29.6% 2nd half: 8-26 30.8% Game: 16-53 30.2%  
 3FG % 1st Half: 0-4 0.0% 2nd half: 1-5 20.0% Game: 1-9 11.1%  
 FT % 1st Half: 7-8 87.5% 2nd half: 9-12 75.0% Game: 16-20 80.0%

**Siena 65 • 11-10,7-5 MAAC**

##	Player	Total			3-Ptr			Rebounds			PF	TP	A	TO	Blk	Stl	Min
		FG-FGA	FG-FGA	FT-FTA	Off	Def	Tot	Off	Def	Tot							
01	Elijah Burns	f	5-5	1-1	10-11	1	5	6	2	21	0	3	0	0	28		
00	Donald Carey	g	2-9	2-5	0-0	0	0	0	0	6	3	3	0	1	29		
02	Gary Harris, Jr.	g	1-3	0-1	0-2	1	2	3	0	2	0	1	1	0	22		
03	Manny Camper	g	5-10	0-1	4-5	4	4	8	3	14	2	2	0	2	34		
22	Jalen Pickett	g	5-12	1-4	0-2	1	2	3	2	11	6	3	1	0	36		
05	Matt Hein	g	0-0	0-0	0-0	1	1	2	0	3	0	0	0	1	21		
12	Kyle Young	g	1-4	0-0	0-0	1	3	4	2	2	0	0	0	0	5		
14	Jordan King	g	1-4	1-3	0-0	0	2	2	3	3	1	1	0	1	18		
35	Sammy Friday IV	g	3-3	0-0	0-0	0	1	1	2	6	0	1	1	0	7		
Team						2	2	4			2						
Totals			23-50	5-15	14-20	11	22	33	17	65	12	16	3	5	200		

FG % 1st Half: 14-28 50.0% 2nd half: 9-22 40.9% Game: 23-50 46.0%  
 3FG % 1st Half: 2-8 25.0% 2nd half: 3-7 42.9% Game: 5-15 33.3%  
 FT % 1st Half: 4-7 57.1% 2nd half: 10-13 76.9% Game: 14-20 70.0%

Officials: Chris Slattery, Jason Mirabito, Andy O'Brien  
 Technical fouls: Fairfield-None. Siena-None.  
 Attendance: 6581  
 2019-20 Men's Basketball. Round: 0. Fairfield vs Siena. Played at Times Union

Score by periods	1st	2nd	Total
Fairfield	23	26	49
Siena	34	31	65

Points	In Paint	Off T/O	2nd Chance	Fast Break	Bench
FFD	26	12	15	4	18
SIE	32	22	3	11	11

Last FG - FFD 2nd-02:44, SIE 2nd-00:49.  
 Largest lead - FFD None, SIE by 20 2nd-08:41.  
 FFD led for 00:00. SIE led for 38:33. Game was tied for 01:27.

**Official Basketball Box Score -- Game Totals -- Final Statistics**  
**Iona vs Fairfield**  
**02/09/20 2:00 pm at Bridgeport, Conn. - Webster Bank Arena**

**Iona 78 • 7-12,5-7 MAAC**

##	Player	Total			3-Ptr			Rebounds			PF	TP	A	TO	Blk	Stl	Min
		FG-FGA	FG-FGA	FT-FTA	Off	Def	Tot	Off	Def	Tot							
12	Tajuan Agee	f	5-10	1-2	6-8	3	4	7	3	17	1	5	0	0	31		
24	Dylan van Eyck	f	1-2	0-1	2-4	2	9	11	2	4	2	0	0	2	37		
02	E.J. Crawford	g	9-13	1-2	3-3	1	2	3	3	22	0	2	0	1	29		
11	Isaiah Washington	g	4-9	1-4	0-0	0	3	3	2	9	7	3	0	2	38		
20	Isaiah Ross	g	7-9	6-7	3-4	0	1	1	4	23	1	3	0	1	29		
04	Parker Weiss	g	0-2	0-2	0-2	0	0	0	1	0	0	0	0	0	2		
05	Ben Perez	g	1-1	1-1	0-0	0	2	2	1	3	1	1	0	0	13		
13	Colton Cashaw	g	0-1	0-0	0-0	0	0	0	1	0	1	0	0	0	12		
44	Niksa Nikolic	g	0-0	0-0	0-0	1	1	2	1	0	0	0	0	0	9		
Team						1	2	3			2						
Totals			27-47	10-19	14-21	8	24	32	18	78	13	14	0	6	200		

FG % 1st Half: 15-24 62.5% 2nd half: 12-23 52.2% Game: 27-47 57.4%  
 3FG % 1st Half: 6-10 60.0% 2nd half: 4-9 44.4% Game: 10-19 52.6%  
 FT % 1st Half: 2-4 50.0% 2nd half: 12-17 70.6% Game: 14-21 66.7%

**Fairfield 54 • 9-14,5-7 MAAC**

##	Player	Total			3-Ptr			Rebounds			PF	TP	A	TO	Blk	Stl	Min
		FG-FGA	FG-FGA	FT-FTA	Off	Def	Tot	Off	Def	Tot							
01	Maidoh, Chris	f	0-4	0-1	4-4	2	3	5	1	4	1	1	0	0	22		
10	Jeanne-Rose, Allan	f	0-2	0-2	1-2	0	0	0	3	1	0	2	1	0	24		
23	Eze, Vincent	f	7-13	0-0	0-0	6	1	7	2	14	1	1	0	0	30		
02	Benning, Taj	g	5-11	2-3	4-5	0	2	2	1	16	1	2	0	0	33		
25	Taliaferro, Landon	g	1-9	1-7	2-2	0	2	2	2	5	0	0	0	0	26		
05	Kavaliauskas, Aidas	g	2-4	1-3	0-0	0	0	0	1	5	5	2					

**Official Basketball Box Score -- Game Totals -- Final Statistics**  
**Fairfield vs Saint Peter's**  
**02/16/20 2:00 pm at Jersey City, NJ**

**Fairfield 44 • 10-15,6-8 MAAC**

##	Player	Total			3-Ptr			Rebounds			PF	TP	A	TO	Blk	Stl	Min
		FG	FGA	FT	FTA	Off	Def	Tot									
10	Jeanne-Rose, Allan	f	2-3	0-1	3-4	0	0	0	3	7	0	1	2	0	0	27	
23	Eze, Vincent	f	0-1	0-0	0-2	1	4	5	1	0	0	1	0	0	0	24	
02	Benning, Taj	g	2-12	0-2	3-4	0	6	6	1	7	1	2	0	1	34		
11	Whipple, Calvin	g	1-2	1-2	0-0	0	3	3	0	3	0	0	0	0	11		
24	Cruz, Jesus	g	3-9	0-1	3-4	2	0	2	2	9	0	1	1	2	24		
01	Maidoh, Chris	g	0-2	0-0	0-0	0	1	1	1	0	1	0	0	0	7		
05	Kavaliuskas, Aidan	g	3-8	0-0	2-2	0	1	1	3	8	2	2	0	1	29		
12	Peterson, Kevin	g	1-4	0-0	0-0	0	3	3	0	2	0	0	0	0	14		
15	Methnani, Wassef	g	2-5	0-1	0-1	0	2	2	2	4	0	2	1	0	10		
25	Taliaferro, Landon	g	1-7	0-3	2-2	0	0	0	4	0	0	1	2	0	20		
Team						3	1	4									
Totals			15-53	1-10	13-19	6	21	27	13	44	4	9	5	6	200		

FG % 1st Half: 6-27 22.2% 2nd half: 9-26 34.6% Game: 15-53 28.3%  
 3FG % 1st Half: 0-6 0.0% 2nd half: 1-4 25.0% Game: 1-10 10.0%  
 FT % 1st Half: 8-9 88.9% 2nd half: 5-10 50.0% Game: 13-19 68.4%

**Saint Peter's 61 • 13-11,10-5 MAAC**

##	Player	Total			3-Ptr			Rebounds			PF	TP	A	TO	Blk	Stl	Min
		FG	FGA	FT	FTA	Off	Def	Tot									
10	Fousseyni Drame	f	5-7	1-2	0-0	3	7	10	0	11	3	2	1	1	32		
12	Majur Majak	c	2-2	0-0	0-0	3	4	7	2	4	0	2	5	0	19		
01	Aaron Estrada	g	8-14	1-3	3-4	1	1	2	0	20	3	2	0	1	30		
05	Daryl Banks III	g	4-12	0-3	2-2	0	4	4	1	10	0	2	0	0	29		
24	Quinn Taylor	g	3-4	0-0	1-2	0	6	6	4	7	0	0	0	1	26		
00	Dallas Watson	g	2-6	1-2	0-0	0	1	1	0	5	0	2	0	0	13		
02	Doug Edert	g	1-2	0-1	0-0	0	0	0	1	2	0	0	0	0	11		
11	KC Ndefo	g	0-2	0-0	2-4	1	6	7	5	2	0	1	3	1	20		
14	Hassan Drame	g	0-4	0-0	0-0	1	1	2	3	0	0	3	0	0	8		
15	Matthew Lee	g	0-0	0-0	0-0	0	0	0	2	0	0	1	0	0	1		
25	Cameron Jones	g	0-1	0-0	0-1	0	1	1	2	0	2	1	0	1	11		
Team						2	4	6									
Totals			25-54	3-11	8-13	11	35	46	20	61	8	16	9	5	200		

FG % 1st Half: 13-30 43.3% 2nd half: 12-24 50.0% Game: 25-54 46.3%  
 3FG % 1st Half: 2-7 28.6% 2nd half: 1-4 25.0% Game: 3-11 27.3%  
 FT % 1st Half: 3-5 60.0% 2nd half: 5-8 62.5% Game: 8-13 61.5%

Officials: Ryan Corbett,Tommy Deneen,Ron Tyburski  
 Technical fouls: Fairfield-None. Saint Peter's-None.  
 Attendance: 887  
 2019-20 Men's Basketball. Round: 0. Fairfield vs Saint Peter's. Played at Yani

Score by periods	1st	2nd	Total
Fairfield	20	24	44
Saint Peter's	31	30	61

Last FG - FFD 2nd-03:11, SPU 2nd-01:41.  
 Largest lead - FFD None, SPU by 17 2nd-06:07.  
 FFD led for 00:00. SPU led for 39:47. Game was tied for 00:13.

**Official Basketball Box Score -- Game Totals -- Final Statistics**  
**Niagara vs Fairfield**  
**02/21/20 7:00 pm at Fairfield, CT**

**Niagara 60 • 9-17,7-8 MAAC**

##	Player	Total			3-Ptr			Rebounds			PF	TP	A	TO	Blk	Stl	Min
		FG	FGA	FT	FTA	Off	Def	Tot									
13	Greg Kuakumensah	f	2-6	1-2	1-2	0	3	3	3	6	1	0	0	1	31		
00	Justin Roberts	g	3-5	3-4	0-0	0	1	1	3	9	2	0	0	0	19		
10	Marcus Hammond	g	2-8	1-3	4-6	1	5	6	2	9	2	2	0	1	29		
11	Raheem Solomon	g	3-8	0-4	0-0	0	1	1	2	6	0	1	0	0	21		
12	Shandon Brown	g	0-2	0-0	3-4	0	1	1	0	3	1	3	0	1	20		
05	James Towns	g	6-11	0-0	4-4	1	5	6	3	16	5	3	0	1	33		
21	Damani Thomas	g	3-3	2-2	0-0	0	2	2	1	8	0	0	0	1	15		
22	Nick MacDonald	g	0-1	0-1	0-0	0	0	0	0	0	0	0	0	0	8		
33	Steven Levnaic	g	1-2	0-1	1-1	0	1	1	3	3	0	0	0	2	24		
Team						1	1	2									
Totals			20-46	7-17	13-17	3	20	23	17	60	11	9	0	7	200		

FG % 1st Half: 15-26 57.7% 2nd half: 5-20 25.0% Game: 20-46 43.5%  
 3FG % 1st Half: 5-10 50.0% 2nd half: 2-7 28.6% Game: 7-17 41.2%  
 FT % 1st Half: 3-4 75.0% 2nd half: 10-13 76.9% Game: 13-17 76.5%

**Fairfield 61 • 11-15,7-8 MAAC**

##	Player	Total			3-Ptr			Rebounds			PF	TP	A	TO	Blk	Stl	Min
		FG	FGA	FT	FTA	Off	Def	Tot									
01	Maidoh, Chris	f	1-3	0-0	0-0	3	4	7	2	2	1	1	0	0	18		
10	Jeanne-Rose, Allan	f	5-7	0-1	1-2	2	3	5	2	11	1	2	0	0	28		
23	Eze, Vincent	f	3-6	0-0	1-4	6	5	11	3	7	1	1	0	2	28		
02	Benning, Taj	g	4-11	2-6	4-6	0	2	2	4	14	0	0	0	0	29		
25	Taliaferro, Landon	g	4-12	2-6	2-2	1	2	3	12	0	1	0	0	0	31		
05	Kavaliuskas, Aidan	g	3-5	0-1	0-1	0	3	3	2	6	2	3	0	1	24		
11	Whipple, Calvin	g	0-0	0-0	0-0	0	2	2	1	0	1	0	0	0	4		
12	Peterson, Kevin	g	0-2	0-0	0-0	1	1	2	0	0	0	1	1	0	8		
15	Methnani, Wassef	g	0-1	0-1	0-0	0	0	0	0	0	1	0	1	0	4		
24	Cruz, Jesus	g	4-8	1-2	0-0	1	3	4	0	9	1	3	0	0	26		
Team						1	1	2									
Totals			24-55	5-17	8-15	15	26	41	17	61	8	12	2	3	200		

FG % 1st Half: 8-27 29.6% 2nd half: 16-28 57.1% Game: 24-55 43.6%  
 3FG % 1st Half: 2-10 20.0% 2nd half: 3-7 42.9% Game: 5-17 29.4%  
 FT % 1st Half: 5-8 62.5% 2nd half: 3-7 42.9% Game: 8-15 53.3%

Officials: Adam Vandenburg,Luke Schumer,John Floyd  
 Technical fouls: Niagara-None. Fairfield-None.  
 Attendance: 1656  
 2019-20 Men's Basketball. Round: 0. Fairfield vs Niagara. Played at Alumni Hall

Score by periods	1st	2nd	Total
Niagara	38	22	60
Fairfield	23	38	61

Last FG - NIA 2nd-01:40, FFD 2nd-00:11.  
 Largest lead - NIA by 17 1st-00:43, FFD by 3 2nd-03:30.  
 NIA led for 33:05. FFD led for 05:10. Game was tied for 01:29.

**Official Basketball Box Score -- Game Totals -- Final Statistics**  
**Siena vs Fairfield**  
**02/23/20 2:00 pm at Fairfield, CT**

**Siena 62 • 15-10,11-5 MAAC**

##	Player	Total			3-Ptr			Rebounds			PF	TP	A	TO	Blk	Stl	Min
		FG	FGA	FT	FTA	Off	Def	Tot									
01	Elijah Burns	f	5-7	0-0	5-6	3	2	5	2	15	1	2	0	0	34		
00	Donald Carey	g	2-2	0-0	0-0	0	1	1	0	4	3	5	1	0	30		
02	Gary Harris, Jr.	g	0-3	0-1	2-2	0	3	3	2	2	0	1	0	0	17		
03	Manny Camper	g	2-7	1-3	8-8	0	10	10	3	13	2	2	0	0	36		
22	Jalen Pickett	g	5-14	2-5	4-4	0	4	4	2	14	5	0	3	0	37		
05	Matt Hein	g	0-2	0-0	0-0	0	0	0	3	0	0	0	0	0	19		
12	Kyle Young	g	0-0	0-0	0-0	0	0	0	0	0	0	0	0	0	1		
14	Jordan King	g	3-3	3-3	0-0	0	0	0	3	9	0	1	0	1	17		
35	Sammy Friday IV	g	1-3	0-0	3-3	1	2	3	1	5	0	1	0	0	9		
Team						2	5	7									
Totals			18-41	6-12	20-23	6	27	33	16	62	11	13	4	1	200		

FG % 1st Half: 8-22 36.4% 2nd half: 10-19 52.6% Game: 18-41 43.9%  
 3FG % 1st Half: 2-6 33.3% 2nd half: 4-6 66.7% Game: 6-12 50.0%  
 FT % 1st Half: 9-10 90.0% 2nd half: 11-13 84.6% Game: 20-23 87.0%

**Fairfield 59 • 11-16,7-9 MAAC**

##	Player	Total			3-Ptr			Rebounds			PF	TP	A	TO	Blk	Stl	Min
		FG	FGA	FT	FTA	Off	Def	Tot									
01	Maidoh, Chris	f	3-3	1-1	2-2	3	3	6	3	9	0	0	1	0	24		
10	Jeanne-Rose, Allan	f	1-4	0-1	0-0	0	0	0	4	2	2	1	1	1	13		
23	Eze, Vincent	f	6-10	0-0	2-3	5	3	8	3	14	1	2	0	0	30		
02	Benning, Taj	g	4-9	1-3	2-2	0	2	2	2	11	1	0	0	2	34		
25	Taliaferro, Landon	g	2-12	0-5	3-5	0	0	0	2	7	0	0	0	0	29		
05	Kavaliuskas, Aidan	g	1-4	0-1	6-6	0	4	4	0	8	3	1	0	1	26		
11	Whipple, Calvin	g	0-1	0-1	0-0	0	2	2	1	0	0	0	0	0	6		
15	Methnani, Wassef	g	2-4	0-0	2-2	2	2	4	2	4	0	2	0	0	11</		

**Official Basketball Box Score -- Game Totals -- Final Statistics**  
**Rider vs Fairfield**  
**03/01/20 2:00 pm at Fairfield, CT**

**Rider 65 • 17-12,11-8 MAAC**

##	Player	Total			3-Ptr			Rebounds			PF	TP	A	TO	Blk	Stl	Min
		FG-FGA	FG-FGA	FT-FTA	Off	Def	Tot	Off	Def	Tot							
13	Frederick Scott	f	5-10	1-3	3-4	1	3	4	5	14	2	0	0	0	0	31	
14	Dimencio Vaughn	f	5-11	1-2	6-8	1	1	2	2	17	2	1	0	3	30		
20	Tyere Marshall	f	0-5	0-0	0-0	0	2	2	4	0	0	1	0	0	15		
22	Kimar Williams	g	3-6	0-0	0-0	1	2	3	1	6	1	1	0	0	23		
23	Stevie Jordan	g	3-5	0-0	13-16	0	7	7	2	19	2	4	1	3	38		
00	Christian Ings		0-1	0-1	0-0	0	0	0	1	0	0	0	0	0	6		
02	Allen Powell		0-0	0-0	0-0	0	0	0	0	0	0	1	0	1	4		
05	Tyrei Randall		2-5	1-2	0-0	0	2	2	2	5	0	0	0	2	17		
10	Ajiri Ogemuno-Johnso		1-2	0-0	0-0	2	2	4	3	2	0	0	2	0	10		
11	Willy Nunez Jr.		1-3	0-2	0-0	0	2	2	2	0	0	1	0	1	23		
21	Tyrel Bladen		0-0	0-0	0-0	0	0	0	0	0	0	0	0	0	3		
Team						0	5	5			1						
Totals			20-48	3-10	22-28	5	26	31	22	65	7	10	3	10	200		
FG % 1st Half:		10-27	37.0%	2nd half:	10-21	47.6%	Game:	20-48	41.7%								
3FG % 1st Half:		1-6	16.7%	2nd half:	2-4	50.0%	Game:	3-10	30.0%								
FT % 1st Half:		6-8	75.0%	2nd half:	16-20	80.0%	Game:	22-28	78.6%								

**Fairfield 51 • 11-18,7-11 MAAC**

##	Player	Total			3-Ptr			Rebounds			PF	TP	A	TO	Blk	Stl	Min
		FG-FGA	FG-FGA	FT-FTA	Off	Def	Tot	Off	Def	Tot							
01	Maidoh, Chris	f	2-4	0-0	0-0	2	4	6	5	4	0	1	0	0	13		
23	Eze, Vincent	f	2-4	0-0	10-14	2	3	5	2	14	0	2	0	0	33		
02	Benning, Taj	g	0-7	0-1	4-4	0	6	6	5	4	2	0	0	0	32		
05	Kavaliauskas, Aidas	g	1-5	0-2	1-2	0	0	0	4	3	2	2	0	0	18		
25	Taliaferro, Landon	g	5-12	1-5	4-4	1	1	2	1	15	0	2	1	1	31		
10	Jeanne-Rose, Allan		0-1	0-0	0-1	1	2	3	1	0	0	3	0	2	25		
11	Whipple, Calvin		0-2	0-1	0-0	0	1	1	0	0	0	0	0	0	9		
12	Peterson, Kevin		0-1	0-0	0-0	1	1	2	0	0	0	0	0	0	4		
15	Methnani, Wassef		0-0	0-0	0-2	0	1	1	1	0	0	0	0	0	4		
24	Cruz, Jesus		5-11	1-2	0-0	1	4	5	2	11	2	4	0	0	31		
Team						3	3	6			3						
Totals			15-47	2-11	19-27	11	26	37	21	51	6	17	1	3	200		
FG % 1st Half:		6-20	30.0%	2nd half:	9-27	33.3%	Game:	15-47	31.9%								
3FG % 1st Half:		1-5	20.0%	2nd half:	1-5	20.0%	Game:	2-11	18.2%								
FT % 1st Half:		10-15	66.7%	2nd half:	9-12	75.0%	Game:	19-27	70.4%								

Officials: Kevin O'Connell,Michael Kitts,Ron Tyburski  
 Technical fouls: Rider-None. Fairfield-None.  
 Attendance: 2321  
 2019-20 Men's Basketball. Round: 0. Fairfield vs Rider. Played at Alumni Hall.

Score by periods	1st	2nd	Total
Rider	27	38	65
Fairfield	23	28	51

Points	In Paint	Off T/O	2nd Chance	Fast Break	Bench
Rider	28	15	2	11	9
FFD	22	8	10	2	11

Last FG - RID 2nd-03:12, FFD 2nd-08:10.  
 Largest lead - RID by 14 2nd-00:40, FFD by 3 2nd-15:58.  
 RID led for 34:03. FFD led for 02:20. Game was tied for 03:37.

**Official Basketball Box Score -- Game Totals -- Final Statistics**  
**Fairfield vs Monmouth**  
**03/04/20 7:00 pm at West Long Branch, NJ**

**Fairfield 45 • 11-19,7-12 MAAC**

##	Player	Total			3-Ptr			Rebounds			PF	TP	A	TO	Blk	Stl	Min
		FG-FGA	FG-FGA	FT-FTA	Off	Def	Tot	Off	Def	Tot							
01	Maidoh, Chris	f	0-1	0-0	4-6	1	2	3	4	4	0	3	0	2	24		
10	Jeanne-Rose, Allan	f	1-6	1-4	0-0	0	2	2	3	3	0	2	1	1	26		
23	Eze, Vincent	f	0-3	0-0	5-10	1	9	10	1	5	0	1	2	0	29		
02	Benning, Taj	g	3-8	0-2	1-4	2	4	6	2	7	1	5	0	2	30		
25	Taliaferro, Landon	g	5-14	4-12	4-4	0	1	1	0	18	0	2	0	0	26		
05	Kavaliauskas, Aidas		0-1	0-1	2-2	0	3	3	4	2	1	2	0	1	18		
11	Whipple, Calvin		0-3	0-3	0-0	1	0	1	1	0	0	2	0	0	8		
12	Peterson, Kevin		0-1	0-0	1-2	1	1	2	1	1	1	0	0	0	12		
24	Cruz, Jesus		1-8	0-1	3-4	0	3	3	3	5	0	0	0	0	27		
Team						3	1	4			1						
Totals			10-45	5-23	20-32	9	26	35	19	45	3	18	3	6	200		
FG % 1st Half:		8-24	33.3%	2nd half:	2-21	9.5%	Game:	10-45	22.2%								
3FG % 1st Half:		4-11	36.4%	2nd half:	1-12	8.3%	Game:	5-23	21.7%								
FT % 1st Half:		11-18	61.1%	2nd half:	9-14	64.3%	Game:	20-32	62.5%								

**Monmouth 69 • 18-12,12-7 MAAC**

##	Player	Total			3-Ptr			Rebounds			PF	TP	A	TO	Blk	Stl	Min
		FG-FGA	FG-FGA	FT-FTA	Off	Def	Tot	Off	Def	Tot							
04	Mustapha Traore	f	1-3	0-0	2-4	1	9	10	1	4	2	2	2	1	24		
00	Ray Salnave	g	12-17	5-6	5-6	0	2	2	4	34	2	2	0	3	27		
03	Deion Hammond	g	2-8	1-2	5-5	0	3	3	3	10	2	0	0	0	30		
13	Marcus McClary	g	0-2	0-1	1-2	2	2	4	4	1	0	2	0	0	22		
25	Samuel Chaput	g	1-2	0-0	0-0	2	2	4	2	2	0	0	0	1	18		
01	Gob Gabriel		1-5	0-2	2-4	1	1	2	3	4	0	3	0	0	15		
02	Melik Martin		1-5	0-2	0-1	0	4	4	2	2	0	2	0	1	19		
05	George Pappas		3-7	3-6	1-2	0	3	3	0	10	2	3	1	3	24		
21	Nikkei Rutty		1-1	0-0	0-0	0	2	2	3	2	0	0	1	0	15		
44	Sam Iblezugbe		0-1	0-0	0-0	1	1	2	1	0	0	0	0	0	6		
Team						1	2	3									
Totals			22-51	9-19	16-24	6	31	37	25	69	10	14	4	9	200		
FG % 1st Half:		15-28	53.6%	2nd half:	7-23	30.4%	Game:	22-51	43.1%								
3FG % 1st Half:		7-10	70.0%	2nd half:	2-9	22.2%	Game:	9-19	47.4%								
FT % 1st Half:		2-5	40.0%	2nd half:	14-19	73.7%	Game:	16-24	66.7%								

Officials: Jason Mirabito,Phil Sallustio Jr.,Andy O'Brien  
 Technical fouls: Fairfield-None. Monmouth-None.  
 Attendance: 1752  
 2019-20 Men's Basketball. Round: 0. Fairfield vs Monmouth. Played at OceanFirs

Score by periods	1st	2nd	Total
Fairfield	31	14	45
Monmouth	39	30	69

Points	In Paint	Off T/O	2nd Chance	Fast Break	Bench
FFD	8	12	6	7	8
MON	18	25	4	17	18

Last FG - FFD 2nd-07:24, MON 2nd-05:37.  
 Largest lead - FFD None, MON by 25 2nd-05:05.  
 FFD led for 00:00. MON led for 39:13. Game was tied for 00:47.

**Official Basketball Box Score -- Game Totals -- Final Statistics**  
**Fairfield vs Manhattan**  
**03/06/20 7:00 pm at NY**

**Fairfield 66 • 12-19,8-12 MAAC**

##	Player	Total			3-Ptr			Rebounds			PF	TP	A	TO	Blk	Stl	Min
		FG-FGA	FG-FGA	FT-FTA	Off	Def	Tot	Off	Def	Tot							
01	Maidoh, Chris	f	2-3	0-0	0-0	0	1	1	2	4	1	0	0	0	12		
10	Jeanne-Rose, Allan	f	1-3	0-1	1-2	0	5	5	0	3	1	0	1	1	20		
23	Eze, Vincent	f	3-4	0-0	0-0	2	4	6	3	6	0	1	0	0	18		
02	Benning, Taj	g	2-4	0-0	3-4	0	5	5	2	7	4	1	0	1	37		
25	Taliaferro, Landon	g	9-16	1-4	0-0	1	2	3	2	19	1	4	0	1	36		
05	Kavaliauskas, Aidas		0-0	0-0	2-3	0	2	2	2	2	1	3	0	0	26		
12	Peterson, Kevin		0-0	0-0	0-0	0	0	0	4	0	0	0	0	0	8		
15	Methnani, Wassef		1-1	0-0	2-2	0	2	2	2	4	1	0	1	1	15		
24	Cruz, Jesus		8-11	1-1	4-4	0	0	0	2	21	3	1	0	1	28		
Team						2	0	2			1						
Totals			26-42	2-6	12-15	5	21	26	19	66	12	11	2	5	200		
FG % 1st Half:		13-21	61.9%	2nd half:	13-21	61.9%	Game:	26-42	61.9%								
3FG % 1st Half:		2-5	40.0%	2nd half:	0-1	0.0%	Game:	2-6	33.3%								
FT % 1st Half:		6-8	75.0%	2nd half:	6-7	85.7%	Game:	12-15	80.0%								

**Manhattan 50 • 12-17,8-12 MAAC**

##	Player	Total			3-Ptr			Rebounds			PF	TP	A	TO	Blk	Stl	Min
		FG-FGA	FG-FGA	FT-FTA	Off	Def	Tot	Off	Def	Tot							
33	Pauly Paulicap	f	2-5	0-0	7-11	4	5	9	1	11	0	1	1	2	28		
04	Samir Stewart	g	4-7	2-4	2-2	1	0	1	4	12	3	2	0	1	24		
12	Christian Hinckson	g	1-5	0-1	2-2	0	0	0	0	4	1	0	0	1	29		
23	Tykei Greene	g	1-7	1-3	2-2	1	3	4	1	5	0	0	0	0	22		
30	Elijah Buchanan	g	0-4	0-2	0-0	1	1	2	2	0	3	1	0	0	22		
00	Warren Williams		1-4	0-0	2-4	2	0	2	2	4	0	1	0	0	12		
02	Ethan Lasko		0-0	0-0	0-0	0	0	0	1	0	0	1	0	0	3		
03	Romar Reid		0-0	0-0	0-0	0	0	0	2	0	1	2	0	0	6		
10	Nehemiah Mack		1-5	1-4	0-0	0	2	2									

# Fairfield Basketball 2020-21



# Stags Record Book

# Fairfield Basketball 2020-21

## AAA

Mike Aldridge, 1980-82  
Herbie Allen, 2005-2009  
Nefthali Alvarez, 2019  
Vincent A. Alvino, 1957-60  
John Avignone, 1956-57

## BBB

Richard A. Backfish, 1972-73  
Joe Bajda, 2006-2008  
Stephen Balkun, 1974-78  
Tim Barnes, 1969-72  
Maurice Barrow, 2010-2014  
Rich Barry, 1984-87  
Don Bartimoccia, 1955-56  
Michael Bell, 2002-2006  
John L. Benedict, 1963-64  
Taj Benning, 2017-Present  
Charles Bentley, 2002-2006  
Bob Biolsi, 1977-80  
Tim Birge, 2004-05  
James Black, 1977-78  
Roger Blaine, 1950-51  
Robert E. Bogad, 1971-73  
Thomas H. Bolcer, 1954-56  
George Boser, 1950-51  
Didier Boucard, 1995-99  
Gary S. Bowen, 1970-72  
Shannon Bowman, 1993-97  
Bill Boyd, 1964-67  
Troy Bradford, 1985-89  
David Bradley, 1971-74  
Michael D. Branch, 1963-66  
Harold L. Brantley, 1987-91  
Rich Brogginini, 1977-80  
Aaron Brown, 1985  
Bob Brown, 1981-82  
James Brown, 1964-66, 1969  
Kenneth Brown, 1973-77  
Mel Brown, 1971  
Paul Brown, 2001-2003  
Trevor Browning, 1994-95  
Tralance Bruno, 1995-96  
Roi Buchbinder, 2006-07  
Thomas S. Bukowski, 1970-71  
Patrick J. Burke, 1963-66  
Edward Bush, 1952-53  
Andy Buzbee, 1996-2000  
Jay Byrne, 1982-86

## CCC

Olivier Cadieux 2016-2018  
Bryan Cambria, 2004-06  
Alvin Carter, 2002-2006  
Terry Carter, 1980-81  
Vincent Cazzetta, 1982-84  
Deniz Celen 2016-  
Doug Chappell, 2013-2015  
Joel J. Cherrytree, 1957-60  
Bernie Cieplicki, 1991-92  
Lawrence J. Cirina, 1965-68  
Jermaine Clark, 1998-2001  
Sean Clarke, 1992-96  
Curtis Cobb, 2015-2017  
Eliezer Cohen, 1995-96  
Matt Colford, 2000  
Kyle Commodore, 1995-99  
Tom Cook, 1986-89  
Arthur E. Crawford, 1958-61  
Sean Crawford, 2009-12  
Solomon Crenshaw, 1966-68  
Timothy F. Cronin, 1948-49  
Thomas A. Crowley, Jr., 1966-67  
Jesus Cruz, 2018-Present

## DDD

Joseph R. D'Agostin, 1960-63  
Kenneth N. Daniels, 1978-82  
Richard D'Antonio, 1978-82  
Lincoln Davis 2014  
Pete DeBisschop, 1979-83  
Kevin Degnan, 2014-2016  
Nick Delfico, 1999-2003  
Ajou Deng, 2001-2003  
James C. Dennis, 1966-69  
Dominic A. Deponte, 1949-50  
Gerrick Devane, 1993  
Joseph J. DeSantis, 1975-79  
Mamadou Diakhate, 2005-08  
Edward Diskowski, 1953-55, 57-59



Mike DiStefano, 2005-06  
Dr. Walter G. Donnelly, 1961-64  
Devin J. Doolan, 1959-62  
John M. Dowd, Jr., 1958-59  
Zach Drescher, 2005  
Joey Dreyer, 1998-2000  
Thomas E. Duffy, 1971-73  
Ed Duncan, 1986-90  
Derrick Dunlap, 1992-94  
Pat Dunleavy, 1981

## EEE

Warren Edney, 2007-2011  
Omar El-Sheikh, 2018-2020  
Joe English, 1993-95  
Sunday Eniojukan, 1996-2000  
Aziz Sultan Essa, 2018  
Mike Evanovich, 2008-10  
Vincent Eze, 2019

## FFF

Norbert Fahey, 1952-53  
Charles "Boo" Farrow, 1997-2001  
Brad Feleccia, 2001-05

Kenneth F. Felsmann, 1955-56  
Alexander Fermeglia, 1972-73  
Jamel Fields, 2010-2012  
Thomas M. Finch, 1968-71  
Joseph Finn, 1973-77  
Kim M. Fisher, 1976-78  
Francis Fitzpatrick, 1950-52  
Mike Fitzpatrick, 1998  
Terry Fitzsimons, 1988-92  
James P. Flanagan, 1948-49  
Joseph Flanagan, 1957-60  
Ferron Flavors Jr., 2018  
Rich Flemming, 2007  
T. Flynn, 1951-52  
Matt Foley, 1991-93

Patrick D. Foley, 1970-71  
Alex Forbes, 1988-89  
Henry Foster, 1978-82  
Greg Francis, 1993-97  
Paul G. Frauenhofer, 1950-53  
Mark L. Frazer, 1968-71

## GGG

Jim Gallagher, 1952-53  
Deng Gai, 2001-05  
Dan Galvanoni, 2000-2002  
Oscar Garcia, 1999-2003  
Meishay Gattis, 1992-96  
Kevin George, 1989-93  
Tony George, 1982-86  
Robert E. Gerwien, 1951-55  
Wayne L. Gibbons, 1967-70  
Marcus Gilbert, 2012-2016  
Malcolm Gilbert, 2013-2015  
Peter J. Gillen, 1965-68  
Craig Golden, 1981-83  
Ed Golden, 1983-87  
Arthur F. Good, 1967-70  
Tyquawn Goode, 2001-05  
Chris Greco, 2005  
Wes Gregory, 1955-57  
Sean Grennan 2014  
Jeff Gromos, 1983-87  
George T. Groom, 1970-73  
Sean Grzeck, 2007-2010  
Peter Guarasci, 1992-94  
Barry Gunderson, 1976-80

## HHH

William J. Haff, 1969-70  
Steve M. Haggis, 1987-91  
Jonathan Han, 2005-2009  
Francis Hanley, 1955-58  
Jared Harper, 2014-2018

Spencer Harrison, 1979-81  
Yorel Hawkins, 2007-2011  
Robert W. Healey, 1956-57  
William J. Hegarty, 1964-65  
Drew Henderson, 1989-93  
Mark Henry, 2019-Present  
Michael A. Herzing, 1978-81  
James J. Hessel, 1967-70  
Henry Higgins, 1952-53  
Matt Hill, 2013-2016  
Rob Hill, 1988  
Edward J. Hogen, 1952-53  
Kenneth Hojnowski, 1967-68  
Todd Holland, 1988-92  
Peter D. Holland, 1973-77  
James A. Homa, 1950-52  
Mike Horan, 1996-2000  
Paul Horton, 1987  
Bobby Hurt, 1980-83  
Robert A. Hutter, 1961-63  
Stephen Huzar, 1975-76, 77-79  
Mike Hyland, 2013  
Harold M. Hyra, 1957-60

# Fairfield Basketball 2020-21

JJJ

Robert Jackson, 1979-80  
Allan Jeanne-Rose, 2019-Present  
Justin Jenkins, 2014  
Robert Jenkins, 1959-62  
Anthony Johnson, 2006-2010  
Coleman Johnson, 2012-2016  
Devin Johnson, 2006-08  
Jerry Johnson, 1980-84  
Jerry Johnson Jr., 2015-2017  
Shimeek Johnson, 2010  
Steve Johnston, 2012-2016  
Adam Jones, 2012  
William S. Jones, 1965-68  
Johnnie Jones, 1990-94  
Lyndon Jordan, 2007-2011  
Brandon Jubrey 1994-97

KKK

Jonathan Kasibabu, 2015-19  
Aidas Kavaliauskas, 2017-2020  
Joseph Kehoe, 1948-52  
Greg Keith, 1989-90  
Patrick J. Kelly, 1957-60  
Raymond J. Kelly, 1972-75  
Robert W. Kelly, 1969-72  
Arthur J. Kenney, 1965-68  
Kurt G. Kilty, 1961-64  
Samuel R. King, 1967-70  
Scott King Jr., 2016  
Mike Kirkland Jr., 2014-16  
Stan Kobierowski, 1965-66  
Joseph A. Kraynick, 1949-50  
John L. Kulowicz, 1954-55  
Kevin Kuper, 1998

LLL

Jerry Lademan, 1972-73  
Tom Landers, 1980-81  
Frederick Lane, 1951-52, 53-55  
Alonde Legrande, 2018  
David M. Lehn, 1974-76  
Felix Lemetti, 2018-19  
John Leonard, 1981-83  
Andrew Leone, 2013-2017  
David G. Lingua, 1963-64  
Jeremy Logan, 2000-2003  
Karl Luechau, 1974-76  
Kevin M. Lyall, 1963-65

MMM

Nicholas Macarchuk, 1960-63  
Thomas T. Macko, 1978-80  
Frank R. Magaletta, 1967-70  
Owen Mahorn, 1973-75  
Chris Maidoh, 2019-Present  
Robert J. Markovic, 1950-54  
Dr. Harry A. Marmion, 1949-51  
Craig Martin, 1990-94  
Gary Martin, 2009-12  
Keith Matthews, 2010-12  
Dewitt Maxwell, 2002-2006  
Frank McAnulty, 1960-63  
Mickey McBride, 1948-49  
Bill McCann, 1965-68  
William J. McGee, 1968-69  
John P. McGovern, 1963-64  
Frank J. McGowan, 1956-59  
Kevin McLeod, 1983-86  
John McManus, 1977-78  
Carl Menedez, 1964-67  
Wassef Methnani, 2017-2020  
Geoff Middleton, 2004-08  
Daniel T. Miko, 1955-57  
Joseph D. Miko, 1948-51  
Matija Milin, 2015-2019  
Shane Miller, 1995-97, 1998  
Dennis J. Mirda, 1977-78  
John Moffett, 1948-51  
Craig H. Moorer, 1972-74  
John Morin, 2001

Joseph J. Motifca, 1972-74

John T. Mullady, 1948-51  
Jack Mullally, 2019-Present  
Michael J. Mullen, 1956-59  
Patrick J. Murphy, 1988-91  
Edward Murtaugh, 1958  
  
NNN  
Derek Needham, 2009-13  
Joe Nelson, 1977-80  
Tyler Nelson, 2014-2018  
Greg Nero, 2006-09, 2011  
Ed J. Newman, 1987-91  
John Nick, 1952-54  
Colin Nickerson, 2009-13  
Leo J. Nolan, 1973-77  
Tom Nolan, 2015-19

OOO

Ken O'Brien, 1956-59  
Thomas R. O'Brien, 1958-60  
John F. O'Connell, 1951-55  
Richard O'Connor, 1973-74  
Pete Odlum, 1964-65  
Danny Odums, 1974-76  
Danny Oglesby, 2004-07  
Ryan Olander, 2008-12  
Jimmy O'Sullivan 2007-10  
Marty O'Sullivan, 2003-08  
Tim O'Toole, 1982-85, 87

PPP

Patsy S. Pagliarulo, 1950-51  
Michael J. Palazzi, 1977-81  
Richard M. Panuczak, 1958-61  
Leonard S. Paoletta, 1953-56  
Joel J. Pascale, 1962-65  
Jim Pavel, 1953-56  
Robert J. Pavia, 1966-67  
Arthur J. Pavlucik, 1958-61  
Ross Peacock, 1994-95  
John Phelan, 1987-89  
Kenneth G. Phelan, 1970-72  
Darren Phillip, 1996-2000  
Charles K. Phillips, 1964-67  
Elliot L. Pierson, 1949-50  
Daniel Pisacane, 1952-54  
Mike Plansky, 1987-91  
Mark F. Plefka, 1974-78  
Stan Poole, 1963-64  
Eric Portmann, 1983-84  
Donald A. Poster, 1974-76  
Brendan Potter, 1982-83  
Mark Price, 1999-2000  
William J. Pritz, 1964-67  
Chris Pultz, 1995-96  
Thomas F. Purcell, 1968-71

RRR

Lawrence C. Rafferty, 1961-64  
Jeremy Reedal, 2005-06  
Joseph Regensburger, 1948-51  
Ralph Rehn, 1972-75  
Herbert Rhaburn, 1972-75  
Ronald Riescher, 1960-63  
Richard W. Ripke, 1957-59  
Chris Rivers, 1997-2001  
Raymond Rizio, 1978-79  
Frederick J. Roback, 1948-49  
Leroy Robertson, 1997-2001  
Dave Roche, 1949-50  
James M. Roche, 1952-55  
Mike D. Rodgers, 1987-91  
Phil Rogers, 1972-73  
Stephen J. Romano, 1970-72  
K.J. Rose, 2013-2015  
John S. Ryan, 1971-74

SSS

Rick Sanabria, 1968-69  
Rakim Sanders 2011-12

Richard E. Schonbeck, 1967-70

Greg Schwartz, 1982-83  
Tim Schwartz, 1990-93  
Greg D. Scott, 1972-75  
Jesse Scott 1973-74  
Patrick B. Scully, 1964-65  
Jerome Segura, 2014-2018  
Kevin Senghore-Peterson, 2017-2020  
Aaron Seymour, 1992-96  
Joseph Sharkey, 1980-81  
William J. Shin, 1959-62  
John Shortell, 1953-54  
David "Chip" Simenz, 1983-86  
Amadou Sidibe, 2012-2017  
Rob Sisca 2008-09  
Ed Sisk, 1949-50  
Matt Smith 1999-00  
Steve Smith, 2013-2017  
William Smith, 1950-53  
John E. Smyth, 1955-56  
Kudjo Sogadzi, 2001-05  
Ted Sotinsky, 1965-67  
Sam Spann, 1999-2002  
Robert P. Sponza, 1961-63  
Tom J. Squeri, 1985-89  
James F. Stapleton, 1950-52  
Kris Steele, 1990-92  
Daryl Strickland, 1976-77  
Stanley J. Suchenski, 1950-53  
Jack Sullivan, 1948-51  
Scott Sytulek, 1990-95

TTT

Pedro L. Tagatac, 1953-57  
Landon Taliaferro, 2018-2020  
Jeff Taylor, 1994-95  
Robert B. Taylor, 1948-50  
Rob Thomson, 2001-2005  
DeMarcus Threatt, 2014-15  
John Tice, 1996-98  
Terrence Todd, 2002-2006  
David J. Toomey, 1956-57  
Michael Touhey, 1959-62  
Jamal Turner 2008-10

UUU

Keith Urgo, 2000-2002

VVV

Peter Van Rij, 1995-97  
Michael Van Schaick, 2003-07

WWW

Desmond Wade 2011-13  
Kenneth A. Wagner, 1961-64  
Brent Wall, 1994-97  
Kyle Walsh, 1998-2002  
Marvin Walters, 1986-90  
Fred Weismiller, 1960-63  
Paul Wells, 1971-72  
Calvin Whipple, 2018-Present  
Keith Willard 1991-92  
Richard B. Wejnert, 1980-82  
Jerome F. Williams, 1976-80  
Paul E. Williams, 1954-56  
Pete Williams 1996-97  
Don Wilson, 1982-83  
Mark Wilson, 2002-03  
Andy Woodtli, 1985-88  
A.J. Wynder, 1983-87

YYY

Pat Yerina, 1982-86  
Mark A. Young, 1975-79  
Mike Young, 1999-01

Note: Years played are listed by the first year in the season. A player who played from 1982-83 to 1985-86 is listed as playing from 1982-86.

# Fairfield Basketball 2020-21

## 1948-49 (9-14)

at Brooklyn	L	47-75
Pratt	L	43-46
at Providence	L	38-56
Hillyer	W	47-37
at St. Thomas	W	59-47
at Arnold	W	63-55
Le Moyne	L	43-51
at Mt. St. Mary's	L	68-79
at St. Anselm's	L	53-83
King's Point	L	45-49
New Haven St.	W	67-64
St. Francis (NY)	L	42-66
Bridgeport	W	58-54
Providence	L	44-48
at Hillyer	W	71-64
Arnold	L	45-58
at New Haven St.	W	52-42
at New York AC	L	53-75
Willimantic St.	W	61-55
St. Anselm's	L	71-83
Bridgeport	W	55-46
New York AC	L	42-60
Brooklyn Poly	L	36-58

## 1949-50 (5-16)

at Brooklyn Poly	L	58-65
at Hofstra	L	50-60
Brooklyn	L	56-74
at Providence	L	59-60
Hillyer	W	61-54
at Arnold	L	52-84
Danbury State	W	83-44
at St. Anselm's	L	65-86
Iona	L	48-66
at Bridgeport	L	59-66
at Hillyer	W	68-63
New Haven St.	L	56-60
NYU-SD	W	70-42
Providence	L	55-83
at New Britain St.	L	56-68
at King's Point	L	42-69
at Pratt	W	65-52
St. Anselm's	L	59-72
Arnold	L	64-66
Bridgeport	L	54-58
at Holy Cross	L	43-89

## 1950-51 (16-11)

Brooklyn Poly	W	68-40
at Brooklyn	L	49-63
Concordia	W	67-37
New Haven St.	W	58-54
at Providence	L	61-81
at Arnold	L	55-67
at Iona	L	51-54
Willimantic State	W	68-56
at St. Anselm's	L	72-73
Hofstra	W	65-48
at Bridgeport	W	64-57
Pratt	W	60-50
Hillyer	W	45-37
Providence	L	64-82
at Willimantic St.	W	83-77
at St. Peter's	L	61-67
King's Point	W	70-53
at New York AC	L	67-70
at Hillyer	W	78-44
at New Britain St.	W	62-61
St. Anselm's	W	45-42

at Hofstra	L	51-71
Arnold	L	46-57
at New Haven St.	W	70-60
Bridgeport	W	53-52
Tufts*	L	55-65
St. Anselm's*	W	68-64
* - NAIB Tournament		

## 1951-52 (10-9)

at Brooklyn Poly	W	95-81
Willimantic State	W	85-61
Rider	L	47-53
St. Peter's	W	48-45
St. Francis Pa.	L	52-74
at Bridgeport	L	66-85
Iona	L	52-62
at New Haven St.	W	61-54
at Arnold	W	89-66
Providence	L	58-64
at Boston Coll.	L	55-75
at St. Anselm's	L	77-79
New Britain St.	W	55-51
St. Francis NY	L	49-66
New Haven St.	W	65-51
Arnold	W	104-69
at Providence	W	68-67
at New York AC	L	62-64
Bridgeport	W	88-79

## 1952-53 (9-9)

Arnold	W	68-63
Hillyer	W	74-62
St. Michael's	W	68-50
Le Moyne	L	67-69
Providence	W	73-65
Bridgeport	L	63-67
at Iona	L	53-78
at St. Francis NY	L	63-74
at Rider	L	62-67
at Adelphi	L	72-92
at Arnold	L	64-82
Stonehill	W	69-51
Newark	W	92-53
at New Britain St.	L	60-67
at Providence	W	110-88
New Britain St.	W	67-64
New Haven St.	W	81-60
at Bridgeport	L	62-74

## 1953-54 (12-8)

Adelphi	W	70-55
Merrimack	W	86-55
at Quonset Point	L	55-74
at Providence	L	69-72
at St. John's	L	53-75
Rider	W	67-59
Providence	W	74-62
at Manhattan	L	72-84
at Bridgeport	W	79-63
at Stonehill	W	69-63
at St. Anselm's	L	62-64
Iona	L	63-77
New Britain St.	W	87-57
at New Haven St.	W	73-59
Curry	W	78-47
Quonset Point	W	88-79
Le Moyne	L	74-86
at St. Michael's	W	79-78
at New Britain St.	L	68-74
Bridgeport	W	72-70

## 1954-55 (12-8)

Boston College	W	76-65
at St. John's	L	56-82
King's Point	W	89-63
St. Michael's	W	58-44
at Rider	W	73-58
at Iona	L	67-68
at New York AC	L	80-85
St. Anselm's	W	67-43
Bridgeport	W	81-61
at St. Francis NY	L	64-70
at Manhattan	L	67-82
at Cortland St.	L	80-87
at Le Moyne	L	65-79
at New Britain St.	W	64-54
Providence	L	57-65
New Britain St.	W	76-59
at Stonehill	W	92-57
at Assumption	W	67-50
New Haven St.	W	76-60
at Bridgeport	W	76-52

## 1955-56 (6-10)

at Hofstra	L	39-52
Iona	L	49-63
St. Francis NY	L	47-85
at Providence	L	54-73
Cortland State	L	60-71
at Rider	L	66-77
at New Haven St.	W	72-53
at Bridgeport	L	63-65
at New Britain St.	W	82-72
at Merrimack	W	80-71
Stonehill	W	70-65
New Britain St.	W	78-74
at New York AC	L	71-88
Assumption	L	50-65
Fair. Dickinson	L	68-72
Bridgeport	W	81-57

## 1956-57 (5-15)

at New Britain St.	W	77-70
Fair. Dickinson	L	62-72
at St. Francis NY	L	53-71
Seton Hall	W	64-53
at New York AC	W	59-56
Boston College	L	54-75
at St. Peter's	L	67-92
American Int'l	W	92-88
Bridgeport	L	54-70
at Iona	L	59-76
Yeshiva	L	49-59
Brooklyn	L	77-81
at St. Michael's	L	48-78
at Hunter	L	75-89
Rider	L	72-78
at Assumption	L	51-67
at Bridgeport	L	58-59
Providence	L	63-71
at New Britain St.	W	66-61
at St. Anselm's	L	75-92

## 1957-58 (12-9)

at Providence	L	60-83
New Britain St.	W	86-58
Assumption	L	64-73
Hunter	W	63-61
at Rider	L	67-72
at New Haven St.	W	84-59
at Brooklyn	W	69-67

Boston College	L	64-71
at King's Point	W	70-55
at American Int'l	L	64-70
at Bridgeport	W	68-58
St. Michael's	W	68-67
at Merrimack	W	109-53
at Stonehill	W	98-70
Yeshiva	W	85-62
at Adelphi	L	54-64
Iona	L	63-69
Fair. Dickinson	W	87-73
St. Francis NY	W	81-73
St. Peter's	L	67-74
Bridgeport	L	72-76

## 1958-59 (11-11)

Seton Hall	W	81-45
at Hunter	W	80-60
Yeshiva	L	70-72
Providence	L	32-64
at Boston Coll.	L	56-66
King's Point	W	82-56
at Iona	L	67-99
New Haven St.	W	72-52
Bridgeport	W	88-71
at St. Peter's	L	81-106
at Assumption	L	62-63
at F. Dickinson	L	70-74
at St. Michael's	L	73-93
Adelphi	L	76-78
Rider	W	89-82
Brooklyn	W	98-82
at St. Francis NY	W	76-66
American Int'l	W	98-90
at New Britain St.	W	98-89
at Bridgeport	L	84-86
Siena	W	92-84
Upsala	L	64-85

## 1959-60 (17-9)

Holy Cross	L	53-72
Assumption	L	64-77
St. Francis NY	W	83-59
at Siena	W	60-48
Yeshiva	W	69-64
at Adelphi	L	64-74
Iona	W	60-47
Boston College	L	67-78
at Bridgeport	W	75-73
Georgetown	L	74-91
Villa Madonna	W	68-65
Fair. Dickinson	W	78-69
at American Int'l	W	67-57
at Upsala	L	74-90
at Brooklyn	W	94-80
CCNY	W	75-58
Long Island	W	87-59
St. Peter's	L	74-83
Hunter	W	62-52
at Southern Conn	W	81-76
at Rider	W	70-61
Bridgeport	W	94-72
at Providence	L	57-100
at Bridgeport	W	100-94
at Drexel*	W	56-44
at American*	L	74-75

\* - NCAA College Div. Playoffs

# Fairfield Basketball 2020-21

## 1960-61 (17-7)

at Boston College	L	70-83
at St. Peter's	L	63-82
Rider	W	90-82
Stonehill	W	97-85
at Yeshiva	W	63-50
at Hunter	W	83-70
Brooklyn	W	97-71
at Fair. Dickinson	W	96-82
at Iona	W	94-79
C.W. Post	L	76-78
Bridgeport	W	94-90
Adelphi	W	88-59
at Long Island	W	88-83
at CCNY	W	76-47
at St. Francis NY	W	91-83
Southern Conn.	W	75-62
at Assumption	W	82-76
St. Michael's	W	84-73
at Holy Cross	L	94-122
at Bridgeport	W	87-75
American Int'l	W	94-64
Providence	L	59-81
Albright*	L	67-85
Virginia Union*	L	66-70

\* - NCAA College Div. Playoffs

## 1961-62 (20-5)

Saint Peter's	W	83-73
at Southern Conn.	W	68-63
at Georgetown	L	98-82
Yeshiva	W	79-71
at Boston College	L	77-98
at Adelphi	W	88-72
St. Francis NY	W	88-76
at American Int'l	W	64-59
at Fordham	W	92-86
at Bridgeport	W	84-78
at Seton Hall	L	96-100
at Stonehill	W	60-57
Long Island Univ.	W	65-52
CCNY	W	78-57
Iona	W	91-85
Hunter	W	76-56
Assumption	W	54-48
at Brooklyn	W	87-61
Fair. Dickinson	W	89-81
Bridgeport	W	96-92
at Providence	L	65-88
at Rider	W	78-76
St. Anselm's	W	67-65
Richmond*	W	86-75
Northeastern*	L	69-80

\* - NCAA College Div. Playoffs

## 1962-63 (11-13)

at St. Francis NY	L	54-57
at Yeshiva	W	68-63
Adelphi	W	83-68
Southern Conn.	W	86-45
at Fair. Dickinson	W	45-39
Canisius	L	56-85
at St. Peter's	L	70-82
at Fordham	L	65-78
Stonehill	W	78-77
at Long Island U.	L	45-54
American Int'l	W	85-69
Bridgeport	W	86-71
at Iona	L	69-91
Seton Hall	L	91-93
at St. Anselm's	L	63-78
CCNY	W	71-62
Boston College	L	64-68

at Hunter	W	75-56
Brooklyn	W	80-59
at Assumption	L	57-70
Rider	L	79-80
Georgetown	L	61-79
at Bridgeport	W	93-85
Providence	L	65-85

## 1963-64 (14-11)

at Pittsburgh	L	62-82
at Boston College	W	69-63
at Providence	L	58-77
at Adelphi	L	66-73
Long Island Univ.	W	75-72
Wagner@	W	105-89
UMass@	L	88-89
Fair. Dickinson	L	61-82
at Seton Hall	L	81-95
at Bridgeport	W	82-69
at CCNY	W	74-69
St. Anselm's	W	93-82
Hunter	W	95-52
at Stonehill	W	104-72
at Brooklyn	W	66-65
at Rider	W	79-64
at Georgetown	L	73-79
at Southern Conn	W	83-69
Assumption	L	70-76
Yeshiva	W	89-69
at St. Peter's	L	86-90
Fordham	W	69-58
Bridgeport	W	100-80
Iona	L	59-60
at Holy Cross	L	82-93

## DIVISION I ERA

### 1964-65 (14-7)

at St. Joseph's Pa.	L	64-95
at Fordham	W	73-70
Seton Hall	W	93-83
at Long Island U.	L	72-76
at Holy Cross	L	89-92
Providence	L	65-72
Rider	W	88-77
at Iona	W	63-58
Bridgeport	W	110-75
at Fair. Dickinson	W	69-60
St. Bonaventure	L	68-88
Boston College	L	88-96
at Canisius	W	84-67
St. Peter's	W	83-77
Stonehill	W	97-69
Southern Conn.	W	93-49
Georgetown	W	88-84
at St. Anselm's	L	58-78
Adelphi	W	93-85
at Bridgeport	W	80-71
at Assumption	W	95-91

### 1965-66 (19-5)

St. Joseph's Pa.	L	74-100
at Boston College	W	100-93
at St. Peter's	W	89-82
St. Anselm's	W	76-61
at Xavier (Ohio)	W	90-81
at Duquesne	W	68-65
at St. Francis Pa.	W	100-94
UMass	W	100-82
Acadia	W	84-43
Fair. Dickinson	W	82-65
Holy Cross	W	82-61
Stonehill	W	108-66
at Southern Conn.	W	90-58

Niagara	W	82-65
at Villanova	L	55-61
Assumption	W	91-72
at Providence	L	62-74
at Bridgeport	L	87-88
American Univ.	W	100-79
at St. Bonaventure	W	65-55
Canisius	W	84-78
at Georgetown	L	75-77
at Rider	W	75-72
Bridgeport	W	111-60

## 1966-67 (12-9)

at Niagara	L	82-85
Boston College	L	76-93
at St. Joseph's	W	88-68
Loyola La.&	W	86-68
Canisius&	L	66-87
at Holy Cross	W	72-68
at UMass	W	65-60
at Canisius	W	80-77
St. Peter's	L	76-78
at Bridgeport	W	70-63
at Fair. Dickinson	W	75-67
Georgetown	W	93-82
at Providence	L	71-89
Rider	W	79-63
at St. Bonaventure	L	90-92
at American	L	75-94
at Stonehill	W	87-65
Bridgeport	W	86-65
East Carolina	W	90-67
St. Francis (Pa.)	L	75-85
at Assumption	L	83-89

& - Queen City Classic (Buffalo)

## 1967-68 (16-10)

at Canisius	W	65-54
Stonehill	W	96-60
at St. Peter's	L	65-88
at Boston College	L	76-96
at Villanova	W	63-62
St. Mary's (Calif.)	W	79-60
at Georgetown	L	61-78
at American	L	72-83
Fordham	L	55-62
Holy Cross	W	65-62
Bridgeport	W	66-58
Manhattan	W	83-79
Niagara	W	88-85
at Houston	L	76-108
at Rider	W	74-67
Fair. Dickinson	W	84-78
at Dayton	L	70-95
at Xavier (Ohio)	W	74-60
Southern Conn.	W	108-72
at Bridgeport	W	76-74
St. Francis Pa.	W	87-82
St. Joseph's Pa.	L	78-82
at Duquesne	L	67-90
Providence	W	74-61
Assumption	W	74-61
St. Bonaventure	L	69-70

## 1968-69 (10-16)

at Stonehill	W	76-63
at Fair. Dickinson	L	87-88
at St. Joseph's	W	77-69
King's Pa.	W	70-65
at St. Francis Pa.	L	91-92
Boston College	L	69-81
at Vermont	W	85-64
at Holy Cross	L	79-102

at Iona	W	84-79
at Bridgeport	L	71-77
American Univ.	W	93-73
St. Leo	L	75-79
at Fordham	L	70-82
Villanova	L	45-66
Georgetown	L	72-76
Duquesne	L	75-85
at St. Bonaventure	L	80-105
Manhattan	W	89-71
at East Carolina	L	77-93
at Assumption	L	75-90
at Southern Conn.	W	99-84
St. Peter's	L	80-82
Bridgeport	W	94-88
at Providence	L	63-92
at Niagara	L	75-99
Canisius	W	90-78

## 1969-70 (13-13)

Southern Conn.	L	69-77
at Connecticut	L	64-65
at Boston College	W	74-69
at Hofstra	W	74-58
at St. Peter's	W	71-58
at King's (Pa.)	W	88-65
Bridgeport	W	92-72
Vermont	W	85-70
Canisius\$	L	70-83
Tulane\$	W	82-80
Providence	L	56-76
at Villanova	L	59-87
at Bridgeport	W	76-63
Iona	W	88-82
Stonehill	W	88-73
St. Joseph's Pa.	L	69-78
Fair. Dickinson	W	49-47
Niagara	L	65-71
Holy Cross	L	54-69
at Duquesne	L	62-101
St. Francis Pa.	L	69-75
at Manhattan	W	71-69
at Georgetown	L	70-95
at Canisius	W	76-73
Assumption	L	76-101
St. Bonaventure	L	59-86

\$ - Queen City Classic (Buffalo)

## 1970-71 (9-15)

at Southern Conn	W	82-65
Boston College	L	56-59
at Providence	L	54-84
at St. Joseph's	L	67-89
UMass#	L	82-95
Springfield#	L	83-89
Manhattan	W	78-71
Canisius	W	65-63
at Niagara	L	74-88
St. Peter's	W	79-66
Bridgeport	W	77-66
at Vermont	L	74-86
Connecticut	W	88-72
Georgetown	L	65-78
at St. Bonaventure	L	48-69
at Villanova	L	60-97
at Holy Cross	L	70-81
Hofstra	W	82-67
King's Pa.	W	91-64
at Fair. Dickinson	L	55-64
at Iona	W	67-48
Stonehill	L	106-110
at Assumption	L	67-93
Fordham	L	59-75

# - Hall of Fame Classic

# Fairfield Basketball 2020-21

## 1971-72 (12-13)

Southern Conn.	W	99-78
at Fordham	L	79-81
at Connecticut	W	76-69
at Cornell	W	86-74
South Carolina!	L	69-87
La Salle!	L	96-108
at Boston College	L	78-100
St. Francis N.Y.	W	87-73
at St. Peter's	W	83-82
Providence	L	75-87
Niagara	W	68-67
at St. Francis Pa.	W	80-74
at Boston Univ.	W	71-56
Fair. Dickinson	W	68-50
St. Joseph's Pa.	L	78-97
at Manhattan	L	75-92
at Colgate	L	71-78
at Bridgeport	L	70-76
at Seton Hall	L	70-77
Iona	W	78-66
at Canisius	L	91-107
Vermont	W	86-60
St. Bonaventure	L	76-95
Holy Cross	W	86-82
Assumption	L	107-121

! - Quaker City Tourn. (Phila.)

## 1972-73 (18-9)

Southern Conn.	W	75-46
Seton Hall	W	82-71
at St. Francis NY	W	104-60
St. Francis Pa.	W	77-54
at Providence	L	57-93
Murray State^	L	83-88
Kent State^	W	91-79
at South Carolina	L	58-69
at South Alabama	L	82-83
at Brown	W	79-69
Colgate	W	71-53
at St. Joseph's Pa.	L	69-96
Boston College	W	69-65
Fordham	W	65-57
at Detroit	W	67-63 2ot
St. Peter's	W	106-70
at St. Bonaventure	W	72-60
at Holy Cross	W	85-82
at Iona	L	65-70 ot
Fair. Dickinson	W	56-43
Boston Univ.	W	86-78
Manhattan	L	55-69
Canisius	W	94-83
at Assumption	L	81-109
Bridgeport	W	91-62
NIT Tournament		
Marshall+	W	80-76
Virginia Tech+	L	76-77

^ - Queen City Classic (Buffalo)  
+ - Madison Square Garden

## 1973-74 (17-9)

Northeastern	W	79-59
St. Francis N.Y.	W	97-82
Long Island Univ.	W	88-62
at St. Francis Pa.	L	57-67
at Boston College	L	68-76
Villanova	W	84-58
William & Mary	W	77-57
Cent. Michigan%	W	69-66
Detroit%	L	65-73
at Hofstra	W	71-61
Biscayne*	L	58-67
Seton Hall*	L	64-69
at Georgetown	W	75-71

Cleveland State	W	103-68
Buffalo	W	84-58
St. Joseph's Pa.	L	59-68
Iona	W	68-47
at Manhattan	L	68-81
St. Bonaventure	W	82-75
at Fair. Dickinson	W	62-44
at Canisius	L	81-93
Ohio Univ.	W	91-80
at Marshall	W	86-63
at St. Peter's	W	51-47
Holy Cross	W	95-75
NIT Tournament		
Hawaii+	L	65-66

% - Motor City Classic (Detroit)  
\* - Miami Beach Classic  
+ - Madison Square Garden

## 1974-75 (13-14)

at Northeastern	L	61-67
Manhattan	L	74-86
Brown	L	67-73
St. Peter's	W	90-78
at St. Francis NY	W	110-87
Texas A&M=	L	57-62
St. Peter's=	L	72-73
at Buffalo	W	86-69
Georgetown	W	76-65
Cornell	W	86-76
at St. Joseph's	L	56-63 ot
at Connecticut	L	78-87
Seton Hall+	L	87-89
Manhattan+	L	79-86
Hofstra	W	91-64
at Iona	W	71-70ot
at St. Bonaventure	L	74-80
St. Francis Pa.	W	76-61
Boston College	W	80-74
at Villanova	W	81-78
at Ohio Univ.	L	61-80
at Cleveland St.	W	84-75
at UMass	W	78-67
Canisius	W	95-77
at Long Island U.	L	72-87
ECAC Tournament		
St. Bonaventure	L	73-78
Niagara	L	67-72

= - VCU Classic  
+ - MSG Classic

## 1975-76 (12-14)

Niagara@	L	78-83 ot
Ohio Univ.@	W	78-76
at UMass	L	73-74
Wagner	W	94-68
Army	W	67-63
at Boston College	W	80-78
Seton Hall	W	91-73
at Canisius	L	70-72
Rider	L	58-70
at Boston Univ.	L	57-58
at Georgetown	L	50-81
Stonehill	W	89-74
St. Francis (N.Y.)	W	78-76
at Holy Cross	L	78-89
Buffalo	W	86-82
Seton Hall+	L	74-80
Canisius+	W	107-87
at Hofstra	L	61-76
at Manhattan	L	69-79
at St. Peter's	L	96-99
St. Bonaventure	L	77-80
Long Island Univ.	W	111-93
St. Joseph's Pa.	W	75-74

Iona	W	87-62
at Penn State	L	68-76
Connecticut	L	70-72
@ - Hall of Fame Classic		
+ - Madison Square Garden		

## 1976-77 (16-11)

Northwestern%	W	92-74
St. John's%	L	65-87
Manhattan	W	68-66
at St. Francis NY	W	86-84
Montclair State	W	106-74
at Seton Hall	L	69-77
Georgetown\$	L	69-79
Long Island\$	L	61-64
Lehigh&	W	108-74
Hofstra&	W	101-91
at St. Joseph's	L	91-101
Hawaii	W	85-79
Yale	W	95-57
Siena	W	84-76
Merrimack	W	94-76
at Iona	L	87-92
Boston Univ.	W	94-74
Stonehill	W	94-84
at Long Island U.	L	72-74
Canisius	W	92-81
St. Peter's	W	87-73
Buffalo	W	93-83
at St. Bonaventure	L	68-73
Boston College	W	101-76
at Connecticut	L	75-87
ECAC Tournament		
Providence	L	31-44
Connecticut	L	66-72

% - Joe Lapchick Tourn. (N.Y.)  
\$ - ECAC Holiday Festival (MSG)  
& - Boys Club Classic (Fairfield)

## 1977-78 (22-5)

Loyola Md.	W	100-89
Bridgeport	W	98-86
Stonehill	W	85-65
at Boston College	L	76-79
Duquesne	W	90-84
Vermont	W	82-67
Montclair State	W	95-65
at Canisius	W	88-69
Catholic*	W	72-64
American Univ.*	W	105-88
at South Carolina	L	69-75
at Yale	W	73-72
Hofstra	W	112-86
Holy Cross	W	123-103
Iona	W	78-76
St. Francis N.Y.	W	96-87
at New Hampshire	W	90-55
at Boston Univ.	W	89-83
Manhattan	W	82-78
Seton Hall	L	77-99
at St. Peter's	W	81-71
St. Joseph's Pa.	W	86-62
St. Bonaventure	W	92-81
Long Island Univ.	W	72-56
Connecticut	W	63-57
ECAC Tournament		
Rhode Island	L	69-71
NIT Tournament		
Dayton	L	93-108

\* - Boys Club Classic (Fairfield)

## 1978-79 (17-9)

North Texas St.^	W	96-85
New Orleans^	W	58-51

Bridgeport	W	86-72
at Seton Hall	L	79-96
at Connecticut	L	67-68
Montclair State	W	74-59
Florida=	L	99-109
2ot		
California=	W	81-58
Boston Univ	L	76-84ot
Southern Conn.	W	98-62
Delaware\$	W	72-70
Lehigh\$	W	88-69
New Hampshire	W	90-70
Yale	L	57-58
at Holy Cross	L	73-76
at St. Bonaventure	L	82-83ot
at Iona	L	89-97
at Fordham	W	70-65
Canisius	W	77-69
at Manhattan	W	83-72
Army	W	100-82
at Hofstra	W	71-65
St. Peter's	W	71-63
at Duquesne	L	68-69ot
Vermont	W	99-74
Boston College	W	93-81

^ - New Orleans Classic  
\$ - Boys Club Classic (Fairfield)  
= - Industrial Nat. Classic (Providence)

## 1979-80 (11-16)

Bridgeport	W	102-66
at Boston College	L	53-77
at Boston Univ.	L	72-92
Connecticut	L	57-66
Stonehill	W	84-63
at Notre Dame	L	59-69
Rhode Island*	L	57-74
St. Mary's Calif.*	L	69-82
Baltimore#	L	51-65
Drexel#	W	65-62
Marist	W	86-79
at St. Peter's	L	44-64
Montclair State	W	101-72
at Manhattan	W	56-55
Holy Cross	L	57-59
at Yale	L	72-77
Southern Conn.	W	55-54
St. Bonaventure	W	55-54
at Canisius	L	69-79
Towson State	L	52-54
Fordham	L	70-85
Seton Hall	L	62-63
at Army	W	52-51
Vermont	W	66-65
Hofstra	W	67-66
Iona	L	53-74
ECAC Tournament		
St. Peter's	L	42-54

\* - Milwaukee Classic  
# - Boys Club Classic (Fairfield)

## 1980-81 (13-13)

Rice*	W	79-72
Clemson*	L	71-99
Bridgeport	W	87-77
Army	L	61-65
Connecticut\$	L	50-72
Stonehill	W	68-53
Brown#	W	67-57
Seton Hall	W	65-63
Iowa State#	L	46-47
Rider &	W	76-75ot
Northeastern&	L	69-79

# Fairfield Basketball 2020-21

at Iona	L	43-60	Brown	W	66-59	Iona	L	61-95	NCAA Tournament^	
St. Peter's	W	48-44	St. Peter's	L	66-69 ot	# - New Haven Coliseum; ! - Spectrum		Indiana	L 58-92	
Boston Univ.	L	59-62	at Navy	L	103-110	* - River City Shootout (Peoria);		# - New Haven Coliseum		
Montclair State	W	67-66	Army	L	55-57 ot			+ - Madison Square Garden		
at Fordham	L	61-70	at St. Peter's	L	48-58			^ - Midwest Region (Indianapolis)		
Yale	W	74-62	Fordham	L	66-68 ot	<b>1985-86 (24-7)</b>				
at St. Peter's	L	55-57	at Manhattan	L	72-78	Utica	W	59-48		
Canisius	W	73-58	at Iona	L	71-85	Yale	L	67-69	<b>1987-88 (8-20)</b>	
Fordham	W	55-53	New Hampshire	W	72-62	at Brown	W	69-67	Central Conn.	L 57-58
U.S. International	L	59-68	American Univ.	L	72-84	St. Joseph's Pa.	L	59-72	Hartford#	W 63-57
at Notre Dame	L	55-57	MAAC Tourney (Meadowlands)			Connecticut#	L	72-74	Hofstra	W 43-40
Holy Cross+	L	49-61	St. Peter's	L	67-70	at Manhattan	W	77-62	at Siena	L 77-91
at Rutgers	L	57-87				Dartmouth	W	72-59	at Iona	L 55-74
Fair. Dickinson	W	86-71	<b>1983-84 (10-18)</b>			Marist	W	62-58	Marist@	L 67-74
Manhattan	W	68-65	W. Michigan@	L	63-72	at St. Peter's	W	49-48	Utah@	L 53-85
* - Clemson Tournament			C. Michigan@	L	69-71	at Florida So.	W	71-66	Washington	L 60-70
# - Elm City Classic (New Haven)			at Brown	W	86-84	at Miami, Fla.	W	56-47	at Lehigh	L 77-100
& - Bankers Classic (Fairfield)			St. Joseph's (Pa.)	L	71-82	Syracuse	L	67-90	Northeastern*	L 59-70
\$ - Hartford Civic Center			Connecticut	L	70-77	at La Salle	W	61-57	at Yale	W 53-47
+ - Madison Square Garden			Navy	L	85-102	at Lehigh	W	71-68	Army	W 71-59
			Northeastern	L	73-83	St. Peter's	W	46-44	La Salle&	L 50-78
			at Canisius	L	65-70 ot	Fordham	W	53-52	St. Peter's	L 44-54
			at New Hampshire	L	82-102	at Iona	W	80-65	Fordham	L 61-63
<b>1981-82 (11-18)</b>			Niagara	W	96-80	Holy Cross+	W	74-61	at Holy Cross	L 75-88
Virginia*	L	66-107	at Holy Cross	W	69-68	Army	W	70-59	Manhattan	W 73-65
VCU*	W	58-54	La Salle	L	85-98	Iona	L	55-56	at Boston College	L 60-82
Bridgeport	W		Fordham	L	72-81	at Fordham	W	55-47	at St. Peter's	L 55-68
96-89			at Army	W	73-53	La Salle	W	55-53	Iona	W 92-75
Maine	W	90-60	Iona	L	64-86	Navy=	L	53-78	at Army	L 73-89
Connecticut	L	71-75	Marist	W	55-53	at Army	W	73-55	La Salle	L 57-75
Utah#	L	65-71	St. Peter's	L	52-53	at New Hampshire	W	65-63	at N. Hampshire	W 70-57
Illinois State#	L	73-81	at Manhattan	W	82-64	Manhattan	W	104-79	Connecticut%	L 48-74
Boston College	L	73-79 ot	at Lehigh	W	72-57	at Holy Cross	W	82-79	at Fordham	L 65-80
at Canisius	L	81-95	Holy Cross	W	65-63	MAAC Tourney (Meadowlands)			Holy Cross	L 57-63
at Princeton	L	49-50 ot	at La Salle	L	76-94	Manhattan	W	80-56	at Manhattan	W 108-105 3ot
Loyola Md.%	W	75-70	at Fordham	L	72-73	St. Peter's	W	49-47	MAAC Tourney (Meadowlands)	
Lehigh%	W	67-66	at Yale	W	59-58	Holy Cross	W	67-64	St. Peter's	L 60-63
at Holy Cross	W	74-67	Army	W	79-71	NCAA Tournament^			# - Hartford Civic Center	
St. Peter's	L	63-78	at Iona	L	88-91	Illinois	L	51-75	@ - Utah Classic (Salt Lake City)	
Army	W	61-51	at St. Peter's	L	63-78	# - New Haven Coliseum			* - Meadowlands; & - Palestra	
at Yale	L	62-71	Manhattan	L	53-57	+ - Madison Square Garden			% - New Haven Coliseum	
at Iona	L	64-78	MAAC Tourney (New Haven Col.)			^ - Southeast Region (Charlotte, N.C.)				
Manhattan	L	81-85 ot	Fordham	L	69-80					
at Fordham	L	59-64	@ - Michigan State Tournament							
at Army	W	64-55	<b>1984-85 (11-17)</b>							
at St. Peter's	L	44-58	at Marist	W	79-76	<b>1986-87 (15-16)</b>				
Fordham	L	56-58 ot	Brown	W	66-63 ot	Stonehill	W	62-60	<b>1988-89 (7-21)</b>	
Utica	W	78-62	at Utica	W	68-63	Hartford	L	50-52	South Alabama#	L 50-70
Iona	L	100-102 5ot	Brandeis	W	94-64	Boston College#	L	62-66	Niagara#	L 64-74
at Boston Univ.	L	56-76	at St. Joseph's Pa.	L	64-81	Siena	W	58-57	Northeastern	L 70-78
at Manhattan	W	50-47	Connecticut#	W	81-74	at Marist	W	60-54 ot	Hartford	L 51-71
MAAC Tourney (Meadowlands)			New Hampshire	W	73-64	at Syracuse	L	74-93	at Manhattan	W 73-57
Manhattan	W	61-55	Lehigh	L	75-79	at Connecticut	L	51-54	at Boston College	L 61-70
St. Peter's	L	50-56	Kent State*	L	74-90	New Hampshire	W	63-60	at Connecticut	L 48-71
Fordham	L	54-76	Northern Illinois	L	79-87	at Hofstra	L	65-66	Allentown	W 72-69
* - Virginia Classic; # - Utah Classic			at Dartmouth	W	86-70	Richmond!	L	87-91 3ot	Wake Forest!	L 59-75
% - Bankers Classic (Fairfield)			La Salle	L	89-95	Lehigh	W	64-63	Geo. Washington!	W 73-65
			Fordham	L	72-74	St. Peter's	L	57-72	American	L 78-86 ot
			Army	L	68-69 ot	La Salle	W	63-60	at Central Conn.	W 73-66
			at Iona	L	97-110	Manhattan	L	78-80 ot	Yale	W 69-60
			at Northeastern	L	67-92	Iona	L	64-68	Holy Cross	L 70-72
			Manhattan	L	69-91	at Army	W	86-81 ot	at Fordham	L 54-60
			at St. Peter's	W	75-64	Yale	W	86-81 ot	at St. Peter's	L 51-63
			at Holy Cross	L	71-79	at Army	W	74-63	La Salle	L 61-65
			at Navy	L	82-95	Iona	W	66-54	at Army	L 49-58
			at Fordham	L	62-65	at Holy Cross	W	66-54	Iona	L 60-65 ot
			at Army	W	67-66 ot	Central Conn.	W	73-58	at Marist	W 76-66
			Iona	W	73-71	Fordham	L	70-74	Manhattan	L 60-76
			at La Salle!	W 106-105 ot		at Fordham	L	70-74	St. Peter's	L 42-52
			St. Peter's	L	60-61	at Manhattan	W	79-67	Fordham	L 60-68
			at Manhattan	L	81-88	at La Salle	L	54-58	at Holy Cross	L 68-77
			Holy Cross	L	56-58	St. Peter's+	L	52-57	at La Salle	L 67-85
			MAAC Tourney (Meadowlands)			Army	L	48-54	Army	W 77-76
						at Iona	L	83-85 ot	at Iona	L 57-63
						Holy Cross	W	56-55	MAAC Tourney	
						MAAC Tourney (Meadowlands)			La Salle	L 62-91
						La Salle	W	75-62	# - Fleet Classic (Providence)	
						Army	W	65-60	! - Lobo Invitational (N. Mexico)	
						Iona	W	73-70 ot		

# Fairfield Basketball 2020-21

## 1989-90 (10-19)

American	L	50-54
Central Conn.	W	56-37
Maine	W	51-48
at Marist	L	65-72 2ot
at Hartford	L	59-71
Gonzaga	W	62-60
Harvard	L	77-80 ot
Fordham	L	56-59
at Yale	L	53-68
at Holy Cross	L	68-80
Niagara	W	60-54
Canisius	W	53-49
at Army	L	62-65
at Siena	L	57-63
at Northeastern	L	72-79
at Iona	W	43-42
St. Peter's	L	55-60
Manhattan	W	73-50
at Connecticut*	L	39-74
La Salle	L	51-78
at Loyola, Md.	L	51-61
at St. Peter's	W	56-54
Loyola, Md.	W	59-58 ot
at La Salle	L	49-72
at Manhattan	L	56-64
at Richmond	L	57-69
Iona	L	56-59 ot
MAAC Tourney (Albany, N.Y.)\$		
Niagara	W	66-63 ot
La Salle	L	60-90

\* - Gampel Pavilion  
\$ - Knickerbocker Arena

## 1990-91 (8-20)

at Harvard	W	72-67
at Miami (Ohio)	L	78-103
Marist	W	91-69
Bucknell	W	94-67
at Central Conn.	W	112-109
Richmond	L	60-68
at Gonzaga	L	98-99 ot
at Connecticut*	L	70-94
Yale	L	52-60
Canisius	L	64-69
Loyola, Md.	W	86-76
Manhattan	W	88-86
at Maine	L	76-79
at Niagara#	L	79-81
at Canisius	L	63-66
Siena	L	55-77
Niagara	L	67-70
at La Salle!	L	66-84
at St. Peter's	L	57-77
at Iona	L	64-80
St. Peter's	L	72-85
La Salle	L	54-73
at Virginia	L	52-84
at Manhattan	W	80-67
at Loyola, Md.	W	68-66
Iona	L	68-72
at Siena	L	63-97
MAAC Tourney (Albany, N.Y.)		
Canisius	L	54-61

\* - Hartford Civic Center  
# - Buffalo Auditorium  
! - Philadelphia Civic Center  
@ - Knickerbocker Arena

## 1991-92 (8-20)

at Wake Forest	L	62-91
at Richmond	L	66-74
Fair. Dickinson	W	93-79
Miami (Ohio)	L	66-75
at Connecticut#	L	59-89
Harvard@	W	74-60
Iowa State@	L	59-92
Rice@	L	77-78 ot
at Canisius	L	81-86
at Niagara*	L	62-67
at Bucknell	W	77-70
at Yale	L	78-87 ot
Siena	L	63-65
at Manhattan	L	72-85
Loyola, Md.	W	71-63
St. Peter's	W	80-69
at Siena	L	53-77
Marist+	W	71-52
at St. Peter's	L	50-69
Canisius	W	68-58
Niagara	L	76-80
Manhattan	L	72-74
at Iona	L	70-80
at La Salle%	L	50-69
at Loyola, Md.	L	58-74
La Salle	L	60-75
Iona	W	76-52
MAAC Tourney (Albany, N.Y.)\$		
La Salle	L	66-88

# - Gampel Pavilion; @ - HOF Classic  
\* - Niagara Falls Convention Ctr.  
+ - Madison Square Garden  
% - Philadelphia Civic Center  
\$ - Knickerbocker Arena

## 1992-93 (14-13)

at Fair. Dickinson	W	77-60
Brown@	W	68-58
UNC-Wilmington@	W	89-76
at Harvard	W	84-77
Maine#	L	58-63
at Connecticut%	L	66-90
Loy. Marymount	W	82-75
at Wisconsin	L	55-76
Wisc.-Milwaukee!	L	59-75
Niagara	L	78-85
at Rice	L	72-83
Yale	W	57-48
at Iona	L	79-80 ot
Siena	W	59-56
at Loyola, Md.	W	60-48
Marist+	W	61-56
St. Peter's	W	59-57
at Niagara=	L	54-72
at Canisius	W	51-50
at Manhattan	L	71-82
Loyola, Md.	W	61-57
at St. Peter's	L	56-63
Canisius	W	81-66
at Siena	W	64-59
Manhattan	L	71-82
Iona	L	57-63
MAAC Tourney (Albany, N.Y.)\$		
Siena	L	61-70

@ - Independent Mortgage Classic (Fairfield)  
# - Cumberland Cty Civic Ctr. (Maine)  
% - Hartford Civic Center  
! - MECCA (Milwaukee, Wisc.)  
+ - Madison Square Garden  
= - Buffalo Auditorium  
\$ - Knickerbocker Arena

## 1993-94 (8-19)

at Toledo	L	69-85
No. Carolina A&T	W	75-71
Drexel	L	60-73
Kent	L	72-87
at Connecticut#	L	57-75
Wisc-Milwaukee	W	83-65
at Loyola-Mary.	W	92-91 ot
at N. Arizona	L	68-74
St. Peter's	L	68-74
Harvard	W	87-82
Marist+	L	63-67
at East Carolina	L	65-77
at St. Peter's	L	65-72
Iona	W	82-79
at Siena	L	58-77
Loyola, Md.	W	85-67
Niagara	W	78-72
Maine	L	74-76
Manhattan	L	68-90
Siena	L	64-81
at Canisius	L	63-75
at Niagara	L	54-65
at Manhattan	L	66-86
at Iona	W	94-91
Canisius	L	73-76
at Loyola, Md.	L	73-80
MAAC Tourney (Albany, N.Y.)\$		
Siena	L	73-84

# - Hartford Civic Center  
+ - Madison Square Garden  
\$ - Knickerbocker Arena

## 1994-95 (13-15)

Akron	W	74-64
Toledo	W	82-59
at SE Missouri St.	L	75-82
Alcorn State	W	99-75
Hartford	W	97-88
at Kent	L	49-50
Monmouth	W	66-48
at Connecticut#	L	68-85
Sacramento St.@	W	78-63
Georgetown@	L	42-87
at Texas Christian	L	82-91
at Siena	W	59-58
at St. Peter's	L	61-71
Iona	W	75-66
Canisius	L	57-72
at Loyola, Md.	W	69-66
Niagara	W	93-79
at Manhattan	L	58-62
Siena	W	74-66
Marist+	L	53-65
St. Peter's	L	62-64
at Niagara	L	59-79
at Canisius	L	60-73
Manhattan	L	56-65
at Iona	W	63-58
Loyola	L	60-64
MAAC Tourney (Albany, N.Y.)		
Iona	W	81-79 ot
Manhattan	L	69-82

# - Hartford Civic Center  
@ - Capital Classic (Sacramento)  
+ - Madison Square Garden

## 1995-96 (20-10)

at Monmouth	W	81-79
at Hartford	W	79-71
Western Illinois!	W	62-59
Montana!	L	62-92
SE Missouri State	W	73-65
Sacramento State	W	75-60

at Akron	W	83-82
at Connecticut	L	52-86
Wagner	W	95-86
Canisius	L	56-63
Fordham	L	62-76
Colgate	W	92-82
Manhattan	W	75-65
at Siena	W	60-47
at Niagara	W	71-69
at Canisius	L	72-82
at Manhattan	L	73-81
Marist+	L	69-80
at St. Peter's	W	75-63
Niagara	W	72-64
Loyola, Md.	W	71-68
St. Peter's	W	74-65
at Iona	L	61-67
at Loyola, Md.	W	70-59
Siena	W	66-57
Iona	W	82-67
MAAC Tourney (Albany, N.Y.)\$		
Saint Peter's	W	69-64
Niagara	W	70-47
Canisius	L	46-52
NIT Tournament		
Providence@	L	79-91
! - Missoulian Coca-Cola Classic		
+ - Madison Square Garden		
\$ - Knickerbocker Arena		
@ - New Haven Coliseum		

## 1996-97 (11-19)

East Carolina	L	64-81
at Colgate	W	82-77 ot
Central Michigan	W	82-63
at Wagner	W	86-71
Santa Clara@	L	60-64
San Francisco@	L	62-70
at Connecticut#	L	58-68
at Southern Utah	W	78-51
Canisius	L	60-75
at Fordham	L	53-57
Central Conn.	W	56-54
Boston College!	L	79-81 ot
at Iona	L	70-81
at Siena	L	58-66
St. Peter's	L	52-58
Siena	W	74-64
at Manhattan	L	49-65
Loyola	L	53-58
at St. Peter's	L	58-71
at Canisius*	L	45-91
at Niagara*	L	60-65
Marist+	W	84-75 ot
Manhattan	W	68-67
Iona	L	64-74
Niagara	L	72-75
at Loyola, Md.	L	59-67
MAAC Tourney (Buffalo, N.Y.)		
Iona	W	80-71
St. Peter's	W	73-61
Canisius	W	78-72
NCAA Tournament^		
North Carolina	L	74-82
@ - Met Life Classic (San Francisco)		
# - Hartford Civic Center		
! - New Haven Coliseum		
* - Marine Midland Arena		
+ - Madison Square Garden		
^ - East Region, (Winston-Salem, N.C.)		

# Fairfield Basketball 2020-21

## 1997-98 (12-15)

at Portland	L	55-72
Brown@	W	78-47
@	W	77-64
Fordham	W	82-71
Hartford*	W	87-81 ot
Yale*	W	52-41
at Boston College	L	65-77
at Connecticut#	L	63-90
at Iona	L	69-90
Loyola (Md.)	W	92-84
Canisius	L	58-60
at Marist	L	71-73
at Manhattan	L	68-77
at Siena	W	60-59
Marist	W	82-68
at Loyola	L	80-86
Manhattan	L	60-61
at Niagara	L	77-82
Rider	L	46-71
St. Peter's	W	67-62
Niagara	W	70-66
at Rider	L	62-66
Iona	L	68-78
Siena	W	92-84
at Canisius	L	61-73
at St. Peter's	W	82-67
MAAC Playoffs (Albany, N.Y.)		
Marist (OT)	L	73-74
@ - AT&T Shootout (Fairfield)		
* - Phoenix Classic (Hartford CC)		
# - Hartford Civic Center		

## 1998-99 (12-15)

at Duke	L	66-98
Long Island@	W	85-60
George Mason@	W	93-91
at Boston College	W	75-70
at Cent. Michigan	W	86-85
at Loyola, Md.	W	75-69
Rider	L	68-88
San Francisco	W	95-73
at UConn#	L	67-102
at Marist	L	77-78
Niagara	L	82-92
at St. Peter's	W	70-68
Siena	L	82-96
Canisius	W	71-70
Manhattan	W	83-64
at Iona	W	88-74
Loyola	L	72-75
at Manhattan	W	73-70
St. Peter's	L	75-82
at Siena\$	L	80-95
at Fordham&	L	79-87
at Rider	L	71-83
at Canisius	L	72-76
at Niagara	L	93-95
Iona	L	67-96
Marist	W	94-78
MAAC Tourney (Buffalo, N.Y.)+		
Loyola	L	72-75
@ - AT&T Shootout (Fairfield)		
# - Hartford Civic Center		
& - Madison Square Garden		
\$ - Pepsi Arena		
+ - Marine Midland Arena		

## 1999-2000 (14-15)

at Kansas	L	71-97
at UNLV	L	68-92
at UCLA	L	57-76
Fordham	L	68-80
Iona	W	97-81
at Canisius	L	86-89
at Central Conn.	W	85-82
at UConn	L	60-84
Northern Illinois	W	75-63
East Carolina	L	89-92

at Marist	W	78-72
Siena+	L	83-88
at St. Peter's	W	73-62
Loyola	W	79-60
Canisius	W	69-57
Niagara	W	85-78
at Manhattan	L	93-100
at Iona	L	73-90
St. Peter's	W	79-76
at Rider	W	74-71
at George Mason	L	61-77
Marist	L	81-84
at Niagara	L	74-77
at Loyola	W	72-55
Manhattan	W	85-77
at Siena	L	84-88
Rider	W	84-70
MAAC Playoffs (Albany, N.Y.)		
Manhattan	W	67-50
Iona	L	72-76

## 2000-01 (12-16)

at Villanova!	L	85-101
at Rhode Island	L	61-86
vs. Virginia Tech^	L	61-65
Akron^	W	71-53
Iona	L	83-89 ot
at Loyola	W	70-69
at St. Francis, NY	W	91-83
at UConn#	L	66-100
at No. Illinois	W	67-62
at DePaul	L	75-85
Niagara	L	84-88
at Iona	L	67-79
at Niagara	W	84-82 ot
Rider	L	60-64
vs. Marist%	W	85-67
George Mason	W	95-86
at Manhattan	L	71-85
at Siena%	L	53-71
Manhattan	L	65-80
at Canisius	W	91-85 ot
vs. Marist\$	L	72-83 ot
St. Peter's	W	82-68
Canisius	W	98-93
Siena	L	46-65
at Rider	W	74-69
at St. Peter's	L	68-70
Loyola	W	86-63
MAAC Tourney (Buffalo, N.Y.)		
vs. Loyola	L	68-70
! - Pre-Season NIT		
^ - Carrier Classic, Syracuse, N.Y.		
# - Hartford Civic Center		
% - Pepsi Arena, Albany, N.Y.		
\$ - Madison Square Garden		

## 2001-02 (12-17)

at Harvard	L	62-68
at Michigan	L	59-88
Rhode Island	L	57-59
Iona	L	78-82 ot
at DePaul	L	90-94
St. Francis, N.Y.	W	75-71
at UNC-Wilming.	L	57-82
at Canisius	W	77-69
at American	L	67-68
Saint Peter's	W	95-75
at Manhattan	L	72-88
at Niagara	L	77-79
Rider	W	69-57
at Iona	L	79-90
at Loyola	W	64-53
Loyola	W	72-48
at Marist	L	84-93
Niagara	L	77-80
Manhattan	L	70-73
at St. John's	L	56-95
at Rider	L	59-73

Siena	W	79-72
Charleston So.	W	70-55
Marist	L	64-76
at Siena	W	60-57
Canisius	W	72-54
at Saint Peter's	W	93-61
MAAC Tourney (Buffalo, N.Y.)		
vs. Manhattan#	W	81-74
at Siena#	L	63-83
# - Pepsi Arena, Albany, N.Y.		

## 2002-03 (19-12)

Harvard	L	67-69
St. John's	L	68-81
UNC-Wilmington	W	69-60 ot
Iona	W	83-78 ot
at DePaul	L	45-73
at Marist	W	86-77
American	W	68-57
at Fordham	W	91-83
at Charleston So.	L	64-66
at Duke	L	58-86
Yale	W	59-57
Loyola	W	72-60
at Rider	W	66-59
at Canisius	W	76-71
at Iona	W	82-78
at Siena	W	80-71
Manhattan	L	86-93
Saint Peter's	W	79-57
Siena	L	71-74
Canisius	W	72-68
Niagara	L	74-85
at Manhattan	W	70-68
Marist	W	67-56
Rider	L	56-58
at Niagara	L	79-83
at Saint Peter's	W	73-71
at Loyola	W	69-51

## MAAC Tournament

(Trenton, N.J.)		
vs. Saint Peter's	W	68-60
vs. Siena	W	67-63
vs. Manhattan	L	54-69
NIT (Bridgeport, Conn.)		
Boston College	L	78-90

## 2003-04 (19-11)

at Harvard	W	65-60
at St. John's	W	64-59 ot
Fordham	L	69-72 ot
at Yale	W	71-57
Marist	W	74-60
Geo. Washington	W	75-67 ot
vs. Bowl. Green#	W	70-60
vs. Pepperdine#	W	60-56
at Hawaii#	L	40-50 ot
vs. Michigan@	L	43-66
at Duke	L	58-99
at Elon	W	69-64
at Saint Peter's	L	68-72 ot
at Marist	L	50-59
at Iona	W	81-78
at Manhattan	L	69-89
Manhattan	L	60-63
Loyola	W	75-56
Saint Peter's	W	91-80
Siena	W	91-80
at Canisius	W	67-63
at Niagara	W	69-59
at Rider	W	65-40
Canisius	L	61-65 ot
Niagara	W	70-65
Iona	W	82-57
Rider	W	70-59
at Loyola	W	78-53
at Siena	L	58-60
MAAC Tourney (Albany, N.Y.)		

at Siena!	L	63-66
# - Rainbow Classic, Honolulu		
@ - Madison Square Garden		

## 2004-05 (15-15)

vs. Mississippi St!.	L	49-53
vs. Ala. A&M!	W	62-47
Elon	W	59-58 ot
at George Wash.	L	70-87
Manhattan	W	81-73 2ot
at Canisius	W	81-80 ot
at Saint Joseph's	L	51-59
at Fordham	L	68-84
Harvard	W	68-53
at Niagara	L	74-86
Iona	W	80-63
at Yale	L	57-60
at Michigan	L	48-70
at Siena	W	77-66
at Rider	W	72-69
Marist	L	72-74
Siena	W	80-58
Canisius	W	82-65
at Manhattan	L	61-69
at Loyola	W	56-35
at Saint Peter's	L	76-77 ot
at Marist	W	61-60
Niagara	L	74-78
Rider	L	66-74
CS-Northridge+	L	65-68
Saint Peter's	L	78-84
at Iona	W	70-65
Loyola	W	67-59
MAAC Tournament		
(Buffalo, N.Y.)		
vs. Manhattan	W	62-60
vs. Rider	L	74-76
+ - BracketBuster Game		

## 2005-06 (9-19)

at St. Francis	L	64-69
St. Joseph's	L	41-72
Providence	L	78-81
at Iowa	L	59-75
vs. Tulane	W	80-68
Loyola	L	85-90 ot
at Georgetown	L	51-76
Fordham	L	80-95
at CS Northridge	W	66-65
Siena	W	81-79
Canisius	L	73-84
at Rider	W	85-81
at Niagara	L	73-78
at Saint Peter's	W	81-75
at Iona	L	77-89
at Marist	L	72-91
at Loyola	W	80-72
Manhattan	L	69-74
at Canisius	L	71-87
Rider	W	77-69 ot
Niagara	W	68-64
at Siena	L	47-58
Iona	L	66-89
Saint Peter's	W	109-108
at Loyola, Ill.	L	70-73
at Manhattan	L	77-78
Marist	L	61-67
MAAC Tournament (Albany, N.Y.)		
vs. Niagara	L	77-84

# Fairfield Basketball 2020-21

## 2006-07 (13-19)

American (AH)	L	54-59	2ot
at Holy Cross	L	65-67	ot
at Saint Joseph's	L	47-63	
vs. Mississippi!	L	67-70	
at Connecticut!	L	49-74	
vs. Cen. Arkansas!	W	46-43	
Georgetown	L	60-73	
Loyola-Chicago	L	72-83	
St. Francis N.Y.	W	68-64	ot
at Providence	L	50-67	
at Boston Coll.	L	52-75	
Manhattan	L	54-57	
Canisius	W	75-64	
at Fordham	L	47-56	
at Rider	L	55-58	
at Manhattan	L	54-58	
at Niagara	L	76-85	
Rider	L	63-64	
at Iona	W	83-76	ot
at Siena	W	72-67	
Iona	W	70-67	ot
Saint Peter's	W	66-58	
Niagara	W	68-56	
at Canisius	W	67-63	
Loyola	W	65-62	
at Marist	L	64-65	
at Loyola	W	67-59	
Siena	L	64-69	
William & Mary+	W	61-45	
Marist	L	60-67	
at Saint Peter's	W	63-60	
MAAC Tournament (Bridgeport, CT).			
Loyola	L	72-76	
+ - Bracket Buster Game			

## 2007-08 (14-16)

at Wake Forest	L	60-85	
Holy Cross	L	54-67	
at American	W	60-52	
Sacred Heart	W	84-75	
at Cincinnati	L	64-69	
at St. Francis NY	L	51-55	
at Georgetown	L	49-61	
Yale	L	66-70	ot
Siena	L	61-74	
Saint Joseph's	L	70-78	
at Saint Peter's	W	89-78	ot
at William & Mary	L	50-71	
at Loyola	W	68-67	
at Siena	W	53-52	
Loyola	L	63-67	
at Marist	L	70-77	
at Iona	L	52-67	
Saint Peter's	W	70-64	
Canisius	W	70-51	
Niagara	L	61-73	
at Canisius	L	60-88	
at Niagara	W	76-72	
at Manhattan	W	66-61	
Iona	W	68-59	
Rider	W	88-76	
Marist	W	87-85	2ot
at Drexel+	W	60-51	
Manhattan	W	83-71	
at Rider	L	59-87	
MAAC Tournament (Albany, N.Y.)			
vs. Loyola	L	59-64	
+ - BracketBuster Game			

## 2008-09 (17-15)

at Memphis	L	63-90	
Sacred Heart	W	70-54	
vs. Virginia Tech!	L	57-74	
vs. Missouri	L	59-87	
vs. Chattanooga	W	61-42	

American	W	82-73	
at Holy Cross	W	78-66	
Saint Peter's	W	76-56	
Iona	W	78-76	
at Fordham	W	69-66	
Drexel	W	66-60	
at Connecticut	L	55-75	
at Siena	L	81-87	
at Iona	L	60-64	
at Army	W	59-54	
at Loyola	W	63-60	
Canisius	W	63-60	
at Saint Peter's	W	75-68	
Siena	L	62-78	
Rider	L	49-66	
at Manhattan	L	60-65	
Marist	W	68-63	
Loyola	W	68-54	
at Canisius	W	65-51	
at Niagara	L	50-75	
at Marist	L	68-75	
Niagara	L	76-83	
Hofstra	L	56-61	
Manhattan	W	56-55	
at Rider	L	69-73	
MAAC Tournament (Albany, N.Y.)			
vs. Manhattan	W	68-61	
at Siena	L	65-80	
! - Puerto Rico Shootout			

## 2009-10 (23-11)

vs. Central Conn.!	W	67-58	
Fordham	W	63-55	
at Maryland	L	42-71	
at American	W	72-56	
at Howard	W	81-60	
at Hofstra	L	80-84	
Marist	W	70-61	
at Saint Peter's	W	61-48	
Holy Cross	W	73-54	
Sacred Heart	W	93-77	
at Rhode Island	L	84-89	
St. Francis (N.Y.)	W	65-58	
at Canisius	W	58-52	
at Niagara	L	68-77	
Loyola	W	65-60	
Manhattan	W	88-85	
Siena	L	73-81	
Canisius	W	76-74	
at Marist	W	70-50	
at Iona	W	58-68	
at Loyola	W	73-69	
Rider	L	80-88	
Saint Peter's	W	59-46	
at Siena	L	67-69	
at Rider	W	79-75	ot
at Manhattan	W	74-56	
at Vermont	L	67-77	
Iona	W	71-54	
Niagara	W	80-74	ot
MAAC Tournament (Albany, N.Y.)			
Canisius	W	67-57	
Niagara	W	69-63	
at Siena	L	65-72	ot
at George Mason^	W	101-96	ot
at Creighton^	L	55-73	
! - Connecticut 6 Classic			
^ - CollegeInsider.com Tourn.			

## 2010-11 (25-8)

vs. Sacred Heart!	W	62-45	
at Rutgers!	L	53-68	
at Penn State	L	49-64	
Saint Joseph's	L	51-60	
vs. Norfolk State!	W	91-56	

at Savannah State	W	41-39	
Loyola	W	65-55	
Howard	W	72-52	
at Siena	W	72-55	
at Holy Cross	W	71-60	
Vermont	W	67-59	
Army	W	68-61	
Niagara	W	70-48	
at Marist	W	59-44	
Saint Peter's	W	70-43	
at Loyola	L	65-66	
at Rider	W	65-57	
at Canisius	W	67-60	
at Niagara	W	57-49	
Manhattan	W	61-59	
Canisius	W	70-55	
Iona	W	75-71	
Rider	L	87-96	
at Manhattan	W	65-56	
at Saint Peter's	W	70-69	ot
Marist	W	61-54	
Austin Peay	W	76-69	
Siena	W	68-55	
at Iona	L	69-74	
MAAC Tournament (Bridgeport, Conn.)			
Marist	W	55-31	
Saint Peter's	L	48-62	
NIT Tournament			
at Colorado State	W	62-60	
Kent State	L	68-72	
! - Connecticut 6 Classic			

## 2011-12 (22-15)

vs. Quinnipiac!	W	72-60	
Providence	L	72-80	
at Minnesota	L	57-67	
Holy Cross	W	73-52	
vs. Arizona State#	W	55-44	
vs. Dayton#	L	49-56	
vs. Indiana State#	L	66-72	
at Niagara	W	79-75	
at Canisius	W	68-59	
vs. Old Dominion	W	59-51	
New Hampshire	W	58-52	
at Connecticut	L	71-79	
at Drexel	L	69-77	
Canisius	W	72-54	
at Siena	L	60-73	
at Manhattan	L	51-53	
Loyola	L	63-69	
Rider	W	61-52	
at Saint Peter's	W	75-63	
Iona	L	62-71	
Marist	W	81-53	
Niagara	W	77-69	
Siena	W	64-56	
Manhattan	W	60-54	
at Loyola	W	68-51	
Saint Peter's	W	61-38	
at Milwaukee	L	63-67	
at Marist	W	60-49	
at Iona	L	72-77	
at Rider	L	62-65	
MAAC Tournament (Springfield, Mass.)			
vs. Rider	W	65-63	
vs. Iona	W	85-75	
vs. Loyola	L	44-46	
Yale^	W	68-56	
CollegeInsider Tourney			
Manhattan^	W	69-57	
Robert Morris^	W	67-61	
Mercer^	L	59-64	
! - Connecticut 6			
# - Old Spice Classic			
^ - CollegeInsider.com Tourn.			

## 2012-13 (19-16)

Central Conn.!	W	64-63	ot
at Virginia&	L	45-54	
vs. Penn&	W	62-53	
at Lehigh&	L	62-67	
vs. Fordham&	W	74-71	
at Providence	L	47-66	
at DePaul	L	65-78	
at Austin Peay	W	74-55	
Canisius	L	55-67	
at Rider	W	65-52	
Milwaukee	W	62-46	
Drexel	W	69-58	
at Saint Joseph's	W	60-57	
at Old Dominion	W	55-54	
at Canisius	W	66-45	
at Niagara	L	67-71	
at Loyola	L	58-63	ot
Niagara	L	64-67	
at Iona	L	73-84	
Loyola	L	60-65	
Marist	W	71-37	
at Saint Peter's	W	61-54	
Rider	W	69-59	
at Siena	W	64-54	
Saint Peter's	W	61-44	
Manhattan	L	40-62	@
Siena	W	74-52	
Iona	W	66-64	
Albany+	L	50-58	
at Manhattan	L	31-34	
at Marist	L	60-73	
MAAC Tournament (Springfield, Mass.)			
Saint Peter's	W	54-47	
Rider	W	43-42	
Manhattan	L	42-60	
CIT Tournament			
at Kent State	L	71-73	
! - Connecticut 6			
+ - Bracket Buster Game			

## 2013-14 (7-25)

vs. Sacred Heart!	W	67-54	
Hartford	L	53-63	
at Loyola Md.	L	52-59	
Holy Cross	L	49-63	
vs. Louisville@	L	57-71	
vs. Richmond@	L	47-68	
at Providence	L	69-78	
at Quinnipiac	L	79-83	
Iona	L	72-83	
Northeastern	W	64-60	
at Green Bay	L	58-74	
at Bucknell	W	73-64	
at Marist	L	56-75	
at Manhattan	L	57-83	
Saint Peter's	L	55-56	
at Iona	L	75-84	
Niagara	L	63-67	
Manhattan	W	71-67	
at Belmont	L	53-62	
at Monmouth	L	60-63	
Siena	L	56-64	
Canisius	L	58-84	
at Rider	L	65-73	
Monmouth	W	60-56	
at Siena	L	75-77	
Quinnipiac	L	72-80	
Rider	L	62-71	
at Niagara	W	72-66	
at Canisius	L	78-90	
at Saint Peter's	L	62-63	
Marist	W	78-74	
MAAC Tournament (Springfield, Mass.)			
vs. Saint Peter's	L	62-65	ot

# Fairfield Basketball 2020-21

2014-15 (7-24)

vs. Central Conn.!	W	71-63
at Duke%	L	59-109
Wofford%	L	36-54
Sam Houston State%	L	60-74
South Dakota%	W	80-72 ot
at Northeastern	L	48-57
Bucknell	L	66-72 ot
Manhattan*	W	67-54
at Quinnipiac*	W	56-52 ot
Belmont	L	61-73
at Albany	L	66-77
vs. Loyola Md.\$	L	59-61 ot
Siena*	L	67-68
Rider*	L	46-62
at Siena*	W	79-67
at Iona*	L	58-74
Marist*	W	60-54
at Monmouth*	L	70-77
Canisius*	L	50-64
at Marist*	L	67-73
Monmouth*	L	59-60
at Rider*	L	52-54 ot
at Saint Peter's*	L	59-69
Iona*	L	57-72
Quinnipiac*	L	59-60
at Manhattan*	L	70-79
Niagara	L	53-55
Saint Peter's*	W	57-43
at Canisius*	L	65-72
at Niagara*	L	56-57
MAAC Tournament (Albany, N.Y.)		
vs. Saint Peter's@	L	33-63

! - Connecticut 6 Classic; \$ - Barclays Center  
^ - Coaches vs. Cancer Tournament

## 2015-16 (19-14)

vs. Yale!	L	57-70
at N. Carolina+	L	65-92
at Northwestern	L	72-79
Sacred Heart	W	83-79 ot
at UM-East. Shore	W	113-74
Columbia&	W	82-81 ot
at Iona*	L	77-101
Rider*	W	74-70
Wagner	L	64-76
Loyola (Md.)	W	94-88 ot
at Bucknell	W	101-91
at Manhattan*	L	66-72
Dartmouth&	W	97-85
at Siena*	L	76-91
at Rider*	W	69-64
Monmouth*	L	74-86
Niagara*	W	73-68
Saint Peter's*&	L	71-77
at Marist*	W	88-76
Iona*	W	98-91
Canisius*	W	84-77
Quinnipiac*	L	59-64
at Monmouth*	L	67-91
Manhattan*	W	80-70
at Quinnipiac*	W	84-80 (2ot)
Marist*	W	76-73
at Canisius*	W	74-71
at Niagara*	W	71-59
Siena*	W	76-69
at Saint Peter's	L	68-72
vs. #4 Saint Peter's=	W	64-55
vs. #1 Monmouth=	L	63-76
New Hampshire%&	L	62-77

\* - MAAC Game & - Alumni Hall;  
% - CIT Tournament ! - Connecticut 6;  
\* - MAAC Game; + - ESPNU; = - MAAC Tour.

2016-17 (16-15)

Sacred Heart	W	85-63
at Dartmouth	W	79-62
at Wagner	W	70-64
at Loyola	L	66-81
Army West Point	W	75-74
at Rider*	W	76-67
at Siena*	L	73-80
Bucknell	L	64-75
at North Carolina State	L	78-99
vs Boston College!	W	89-83
at Penn	L	68-74
Iona*	W	93-87
at Manhattan *	W	97-79
Canisius *	L	72-86
Siena *	L	54-63
Saint Peter's *	L	55-69
at Iona *	L	89-96
at Monmouth *	L	49-91
Marist *	W	72-62
Manhattan *	W	78-49
Niagara *	W	81-61
Quinnipiac *	L	71-73
at Marist *	W	73-53
Rider% *	W	69-67
at Quinnipiac *	W	89-86
at Saint Peter's *	L	55-74
Monmouth *	L	62-82
at Canisius *	W	58-55
at Niagara *	W	62-58
at Siena=	L	66-78
at UMBC%	L	83-88

\* - MAAC Game & - Alumni Hall;  
% - CIT Tournament ! - Birthday of Basketball  
(Uncasville, Conn.); \* - MAAC Game; + - ESPNU; = - MAAC Tournament

## 2017-18 (17-16)

Penn	W	80-72
Loyola-Maryland	W	64-52
#19 Purdue	L	64-106
vs. Jacksonville^	L	84-92
vs. Gardner-Webb^	W	75-64
at Wright State^	L	56-57
at Wagner	L	76-78
at Houston	L	66-88
at LIU-Brooklyn	W	76-72
Old Dominion%	L	77-82 ot
New Hampshire	W	78-68
Saint Peter's*	W	70-61
at Manhattan *	L	58-61
at Rider *	L	77-96
at Iona *	L	65-84
Manhattan *	L	52-59
at Marist *	L	89-95
Niagara *	W	104-85
Rider *	L	88-90
vs. Quinnipiac! *	L	70-75
Iona *	W	103-100 ot
at Monmouth *	W	79-78
Siena *	W	78-65
at Niagara *	L	83-95
at Canisius *	L	63-81
Marist *	W	83-79
Quinnipiac *	W	102-98 ot
at Siena *	W	70-69
Monmouth *	W	69-66
vs. Marist=	W	71-57
vs. Niagara-	W	90-77
vs. Quinnipiac=	W	74-64
vs. Iona=	L	71-83

\* - MAAC Game & - Alumni Hall;  
! - Nassau Coliseum; = - MAAC Tour.

2018-19 (9-22)

at Purdue	L	57-90
at Bucknell	W	60-58
LIU Brooklyn	L	87-89
Wagner	L	73-79
vs. Longwood!	L	65-67
at Seattle!	L	80-83
vs. Denver!	W	86-85
at Army West Point	L	60-63
Oakland	L	86-87
at Old Dominion	L	69-79
at Boston College	L	67-77
at New Hampshire	W	63-57
Rider*	L	82-83
at Iona*	L	87-94
Niagara*	W	77-59
Saint Peter's*	W	60-57
at Quinnipiac*	L	78-80
at Monmouth*	L	57-74
Canisius*	L	68-73
Siena*	L	48-57
Iona*	W	80-68
at Manhattan*	L	49-62
at Marist*	W	57-52
at Siena*	L	50-61
Monmouth*	L	49-61
at Canisius*	L	68-72
at Niagara*	L	73-78
Manhattan*	W	72-59
Marist*	W	59-44
at Saint Peter's*	L	52-62
Manhattan=	L	53-57

\* - MAAC Game & - Alumni Hall;  
! - at Elgin Baylor Classic (Seattle, Wash.); \* - MAAC  
Game; + - ESPNU; = - MAAC Tournament

## 2019-20 (12-20)

Bucknell	L	64-68
UMass	L	60-62
at Holy Cross	W	68-63 ot
at Loyola	L	75-86 ot
at #6 Maryland	L	55-74
vs. USC!	L	47-54
vs. Davidson!	L	56-67
vs. Texas A&M!	W	67-62
William & Mary	L	58-62
at Oakland	W	61-59 ot
at Wagner	W	66-54
at Niagara*	L	66-75
at Canisius*	W	46-42
Marist*	L	58-70
Manhattan*	W	68-60
Saint Peter's*	W	61-51
at Iona*	L	57-64
at Quinnipiac*	L	67-81
Canisius*	W	63-55
at Rider*	L	52-68
Monmouth*	W	55-53
at Siena*	L	49-65
Iona*	L	54-78
at Marist*	W	57-53 ot
at Saint Peter's*	L	44-61
Niagara*	W	61-60
Siena*	L	59-62
Quinnipiac*	L	58-60
Rider*	L	51-65
at Monmouth*	L	45-69
at Manhattan*	W	66-50
vs. Manhattan=	L	43-61

\* - MAAC Game & - Alumni Hall; ! - at Orlando  
Classic (Disney Wide World of Sports); \* - MAAC  
Game; = - MAAC Tournament

# Fairfield Basketball 2020-21

Opponent	W	L	1st Game	Opponent	W	L	1st Game	Opponent	W	L	1st Game
Acadia	1	0	1965-66	Hofstra	11	7	1949-50	Providence	5	32	1948-49
Adelphia	5	5	1952-53	Holy Cross	20	22	1949-50	Old Dominion	1	0	2011-12
Akron	3	0	1994-95	Houston	0	2	1967-68	Quinnipiac	6	8	2011-12
Alabama A&M	0	1	2004-05	Howard	2	0	2009-10	Purdue	0	2	2017-18
Albany	0	2	2012-13	Hunter	7	1	1956-57	Quonset Point	1	1	1953-54
Albright	0	1	1960-61	Illinois	0	1	1985-86	Rhode Island	0	5	1977-78
Alcorn St.	1	0	1994-95	Illinois State	0	1	1981-82	Rice	1	2	1980-81
Allentown	1	0	1988-89	Indiana	0	1	1986-87	Richmond	0	5	1986-87
American	7	8	1959-60	Indiana State	0	1	2011-12	Rider	34	33	1951-52
American Intern.	6	1	1956-57	Iona	45	69	1949-50	Robert Morris	1	0	2011-12
Arizona State	1	0	2011-12	Iowa	0	1	2005-06	Rochester	1	0	1961-62
Army	18	8	1975-76	Iowa State	0	2	1980-81	Rutgers	0	2	1980-81
Arnold	4	6	1948-49	Jacksonville	0	1	2017-18	Saint Peter's	58	60	1950-51
Assumption	6	13	1954-55	Kansas	0	1	1999-00	St. Anselm's	6	10	1948-49
Austin Peay	2	0	2010-11	Kent State	1	4	1972-73	St. Bonaventure	5	12	1964-65
Baltimore	0	1	1979-80	King's (Pa.)	3	0	1968-69	St. Francis (N.Y.)	15	10	1948-49
Belmont	0	2	2013-14	Kings Point	4	2	1948-49	St. Francis (Pa.)	5	5	1951-52
Biscayne	0	1	1973-74	LaSalle	5	18	1971-72	St. John's (N.Y.)	1	5	1953-54
Boston College	11	26	1951-52	Lehigh	7	3	1976-77	St. Joseph's (Pa.)	5	19	1965-66
Boston University	4	5	1972-73	Le Moyne	0	4	1948-49	St. Leo's	0	1	1968-69
Bowling Green	1	0	2003-04	Long Island	9	6	1959-60	St. Mary's (Calif.)	1	1	1967-68
Brandeis	1	0	1984-85	Longwood	0	1	2018-19	St. Michael's	5	2	1952-53
Bridgeport	40	13	1948-49	Louisville	0	1	2013-14	St. Thomas Sem.	1	0	1948-49
Brooklyn	7	4	1948-49	Loyola (Chicago)	0	1	2005-06	Sacramento State	2	0	1994-95
Brooklyn Tech	2	2	1948-49	Loyola (La.)	1	0	1966-67	Sacred Heart	7	0	2007-08
Brown	8	1	1972-73	Loyola (Md.)	38	23	1977-78	Sam Houston State	0	1	2014-15
Bucknell	5	3	1990-91	Loyola Mary.	2	0	1992-93	San Francisco	1	1	1996-97
Buffalo	4	0	1973-74	Maine	2	4	1981-82	Santa Clara	0	1	1996-97
California	1	0	1978-79	Manhattan	50	56	1953-54	Savannah State	1	0	2010-11
Cal St. Northridge	1	1	2004-05	Marist	39	25	1979-80	Seattle Univ.	0	1	20-18-19
Canisius	51	38	1962-63	Marshall	2	0	1992-93	Seton Hall	6	11	1956-57
Catholic	1	0	1977-78	Maryland	0	2	2009-10	SE Missouri State	1	1	1994-95
Central Conn*	21	4	1949-50	Maryland-E. Shore	1	0	2015-16	Siena	33	42	1958-59
Central Michigan	3	1	1973-74	Massachusetts	3	4	1963-64	South Alabama	0	2	1972-73
Charleston South.	1	1	2001-02	Memphis	0	1	2008-09	South Carolina	0	3	1971-72
Chattanooga	1	0	2008-09	Mercer	0	1	2011-12	South Dakota	1	0	2014-15
Cincinnati	0	1	2007-08	Merrimack	4	0	1953-54	Southern Calif.	0	1	2019-20
CCNY	5	0	1959-60	Miami (Fla.)	1	0	1985-86	Southern Conn.	26	2	1959-60
Clemson	0	1	1980-81	Miami, Ohio	0	2	1990-91	Southern Utah	1	0	1996-97
Cleveland State	2	0	1973-74	Michigan	0	3	2001-02	Springfield	0	1	1970-71
Colgate	3	1	1971-72	Milwaukee	1	1	2011-12	Stonehill	21	1	1952-53
Columbia	1	0	2015-16	Minnesota	0	1	2011-12	Syracuse	0	2	1985-86
Concordia	1	0	1950-51	Mississippi State	0	1	2004-05	Texas A&M	1	1	1974-75
Connecticut	5	28	1969-70	Missouri	0	1	2008-09	Texas Christian	0	1	1994-95
Cornell	2	0	1971-72	Mt. St. Mary's	0	1	1948-49	Toledo	1	1	1993-94
Cortland State	0	2	1954-55	Monmouth	6	11	1994-95	Towson State	0	1	1979-80
Creighton	0	1	2009-10	Montana	0	1	1995-96	Tufts	0	1	1950-51
Curry	1	0	1953-54	Montclair State	5	0	1976-77	Tulane	2	0	1969-70
C.W. Post	0	1	1960-61	Murray State	0	1	1972-73	UCLA	0	1	1999-00
Dartmouth	4	0	1984-85	Navy	0	4	1982-83	UMBC	0	1	2016-17
Davidson	0	1	2019-20	New York A.C.	1	6	1948-49	UNC-Wilmington	2	1	1992-93
Dayton	0	3	1967-68	New York Univ.	1	0	1949-50	UNLV	0	1	1999-00
Delaware	1	0	1978-79	New Hampshire	10	2	1978-79	Upsala	0	2	1958-59
Denver	1	0	2018-19	Newark	1	0	1952-53	US International	0	1	1980-81
DePaul	0	4	2000-01	New Orleans	1	0	1978-79	Utica	4	0	1980-81
Detroit	1	1	1972-73	Niagara	35	43	1965-66	Utah	0	2	1981-82
Drexel	4	3	1959-60	Norfolk State	1	0	2010-11	VCU	1	0	1981-82
Duke	0	4	1998-99	North Carolina	0	2	1996-97	Vermont	8	2	1968-69
Duquesne	2	4	1965-66	North Carolina State	0	1	2016-17	Villa Madonna	1	0	1959-60
East Carolina	1	4	1966-67	No. Carolina A&T	1	0	1993-94	Villanova	3	5	1965-66
Eastern Conn.@	4	0	1948-49	Northeastern	1	10	1961-62	Virginia	0	3	1981-82
Elon	2	0	2003-04	Northern Arizona	0	1	1993-94	Virginia Tech	0	3	1972-73
Fair. Dickinson	16	6	1955-56	Northern Illinois	2	1	1984-85	Virginia Union	0	1	1960-61
Florida	0	1	1978-79	North Texas State	1	0	1978-79	Wagner	5	3	1963-64
Florida Southern	1	0	1985-86	Northwestern	1	1	1976-77	Wake Forest	0	4	1988-89
Fordham	13	30	1961-62	Notre Dame	0	3	1979-80	Washington	0	1	1987-88
Gardner Webb	1	0	2017-18	Ohio	1	1	2018-19	Western Conn.	1	0	1949-50
George Mason	3	1	1998-99	Oakland (Mich.)	2	1	1973-74	Western Illinois	1	0	1995-96
Georgetown	4	15	1959-60	Old Dominion	2	2	2011-12	Western Michigan	0	1	1983-84
Geo. Washington	2	1	1988-89	Penn	2	1	2012-13	William & Mary	2	2	1973-74
Gonzaga	1	1	1989-90	Penn State	0	2	1975-76	Wisconsin	0	1	1992-93
Green Bay	0	1	2013-14	Pepperdine	1	0	2003-04	Wisc.-Milwaukee	1	1	1992-93
Hartford	4	4	1986-87	Pittsburgh	0	1	1963-64	Wofford	0	1	2014-15
Harvard	6	3	1989-90	Portland	0	1	1997-98	Wright State	9	1	2017-18
Hawaii	1	2	1973-74	Pratt	2	1	1948-49	Xavier (Ohio)	2	0	1965-66
Hilyer	7	0	1948-49	Princeton	0	1	1981-82	Yale	13	10	1976-77

# Fairfield Basketball 2020-21

2020 MAAC First Round	Manhattan 66, Fairfield 50	2007 MAAC First Round	Loyola 76, Fairfield 72
2019 MAAC First Round	Manhattan 57, Fairfield 53	2006 MAAC First Round	Niagara 84, Fairfield 77
2018 MAAC Championship MAAC Semifinals MAAC Quarterfinals MAAC First Round	Iona 83, Fairfield 71 Fairfield 74, Quinnipiac 64 Fairfield 90, Niagara 77 Fairfield 71, Marist 57	2005 MAAC Second Round MAAC Semi-Finals	Fairfield 62, Manhattan 60 Rider 76, Fairfield 74
2017 CIT First Round MAAC Quarterfinals	UMBC 88, Fairfield 83 Siena 78, Fairfield 66	2004 MAAC Second Round	Siena 66, Fairfield 63
2016 CIT First Round MAAC Semifinals MAAC Quarterfinals	New Hampshire 77, Fairfield 62 Monmouth 76, Fairfield 63 Fairfield 64, Saint Peter's 55	2003 NIT First Round MAAC Championship MAAC Semi-Finals MAAC Second Round	Boston College 90, Fairfield 78 Manhattan 69, Fairfield 54 Fairfield 67, Siena 63 Fairfield 68, Saint Peter's 60
2015 MAAC First Round	Saint Peter's 63, Fairfield 33	2002 MAAC Semi-Finals MAAC Quarterfinals	Siena 83, Fairfield 63 Fairfield 81, Manhattan 74
2014 MAAC First Round	Saint Peter's 66, Fairfield 64 (OT)	2001 MAAC First Round	Loyola 60, Fairfield 58
2013 CIT Second Round MAAC Semifinals MAAC Quarterfinals MAAC First Round	Kent State 72, Fairfield 68 Manhattan 60, Fairfield 42 Fairfield 43, Rider 42 Fairfield 54, Saint Peter's 47	2000 MAAC Semi-Finals MAAC Quarterfinals	Iona 76, Fairfield 72 Fairfield 67, Manhattan 50
2012 CIT Semifinals CIT Quarterfinals CIT Second Round CIT First Round MAAC Championship MAAC Semifinals MAAC Quarterfinals	Mercer 64, Fairfield 59 Fairfield 67, Robert Morris 61 Fairfield 69, Manhattan 57 Fairfield 68, Yale 56 Loyola 48, Fairfield 44 Fairfield 85, Iona 75 Fairfield 65, Rider 63	1999 MAAC First Round	Loyola 75, Fairfield, 72
2011 NIT Second Round NIT First Round MAAC Semifinals MAAC Quarterfinals	Kent State 72, Fairfield 68 Fairfield 62, Colorado State 60 Saint Peter's 62, Fairfield 48 Fairfield 55, Marist 31	1998 MAAC First Round	Marist 72, Fairfield 71 (OT)
2010 CIT Postseason Tourney CIT Tourney (First Round MAAC Championship MAAC Semifinals MAAC Quarterfinals	Creighton 73, Fairfield 55 Fairfield 101, George Mason 96 (OT) Siena 72, Fairfield 65 (OT) Fairfield 69, Niagara 63 Fairfield 67, Canisius 57	1997 NCAA First Round MAAC Championship MAAC Semi-Finals MAAC Quarterfinals	No. Carolina 82, Fairfield 74 (East) Fairfield 78, Canisius 72 Fairfield 73, St. Peter's 61 Fairfield 80, Iona 71
2008 MAAC Quarterfinals	Loyola 64, Fairfield 59	1996 NIT First Round MAAC Championship MAAC Semi-Finals MAAC Quarterfinals	Providence 91, Fairfield 79 Canisius 52, Fairfield 46 Fairfield 70, Niagara 47 Fairfield 69, St. Peter's 64
		1995 MAAC Semi-Finals MAAC Quarterfinals	Manhattan 92, Fairfield 69 Fairfield 81, Iona 79 (OT)
		1994 MAAC Quarterfinals	Siena 84, Fairfield 73
		1993 MAAC Quarterfinals	Siena 70, Fairfield 61

# Fairfield Basketball 2020-21

1992

MAAC Quarterfinals

LaSalle 88, Fairfield 66

1991

MAAC First Round

Canisius 61, Fairfield 54

1990

MAAC Quarterfinals

LaSalle 90, Fairfield 60

MAAC First Round

Fairfield 66, Niagara 63 (OT)

1989

MAAC Quarterfinals

LaSalle 91, Fairfield 62

1988

MAAC Quarterfinals

St. Peter's 63, Fairfield 60

1987

NCAA First Round

Indiana 92, Fairfield 58 (Midwest)

MAAC Championship

Fairfield 73, Iona 70 (OT)

MAAC Semi-Finals

Fairfield 65, Army 60

MAAC Quarterfinals

Fairfield 75, La LaSalle 62

1986

NCAA First Round

Illinois 75, Fairfield 51 (Southeast)

MAAC Championship

Fairfield 66, Holy Cross 63

MAAC Semi-Finals

Fairfield 49, St. Peter's 47

MAAC Quarterfinals

Fairfield 80, Manhattan 56

1985

MAAC Quarterfinals

Iona 95, Fairfield 61

1984

MAAC Quarterfinals

Fordham 80, Fairfield 69

1983

MAAC First Round

St. Peter's 70, Fairfield 67

1982

MAAC Consolation

Fordham 76, Fairfield 54

MAAC Semi-Finals

St. Peter's 56, Fairfield 50

MAAC Quarterfinals

Fairfield 61, Manhattan 55

1980

ECAC First Round

St. Peter's 54, Fairfield 42

1978

NIT First Round

Dayton 108, Fairfield 93

ECAC First Round

Rhode Island 71, Fairfield 69

1977

ECAC Consolation

Niagara 72, Fairfield 67

ECAC First Round

Providence 44, Fairfield 31

1975

ECAC Consolation

Niagara 72, Fairfield 67

ECAC First Round

St. Bonaventure 78, Fairfield 73

1974

NIT First Round

Hawaii 66, Fairfield 55

1973

NIT Second Round

Virginia Tech 77, Fairfield 76

NIT First Round

Fairfield 80, Marshall 76

1962

NCAA College 2nd Round Northeastern 80, Fairfield 69

NCAA College 1st Round Fairfield 86, Rochester 75

1961

NCAA College Consolation Va. Union 70, Fairfield 66

NCAA College First Round Albright 85, Fairfield 67

1960

NCAA College 2nd Round American 75, Fairfield 74

NCAA College 1st Round Fairfield 56, Drexel 44


1951

NAIB Consolation

Fairfield 68, St. Anselm's 64

NAIB First Round

Tufts 65, Fairfield 55



# Fairfield Basketball 2020-21

## Fairfield University Hall of Fame

Drew Henderson, Class of 1993, and Tim O'Toole, Class of 1987, became the latest men's basketball student-athletes to be inducted into the Fairfield University Athletic Hall of Fame. Since its inception, 39 men's basketball players have earned the honor of induction. Ten players from the 1970s are in the Hall of Fame, more than any other decade. A five-year period must pass before a former student-athlete is eligible for nomination.

Inductee	Class	Year of Induction
James Hanrahan	1952	1993
Joseph Kehoe	1952	1983
Norbert Fahey Jr.	1953	1982
Robert Markovic	1954	1983
John O'Connell	1955	1982
Robert Gerwien	1955	1982
Arthur Crawford	1961	1984
Robert Jenkins	1962	1983
Nick Macarchuk	1963	1987
Robert Hutter	1963	1991
Mike Branch	1966	1984
Patrick Burke	1966	1986
Charles Phillips	1967	1997
William Jones	1968	1982
Art Kenney	1968	1996
James Brown	1969	2016
Frank Magaletta	1970	1982
Thomas Finch	1971	1982
George Groom	1973	1982
John Ryan	1974	1982
Raymond Kelly	1975	1984
Ralph Rehn	1975	1998
Kim Fisher	1978	1989
Stephen Balkun	1978	1986
Mark Young	1979	1985
Joe DeSantis	1979	1985
Jerome Williams	1980	1987
Peter DeBisschop	1983	1993
Tony George	1986	1991
Pat Yerina	1986	1999
Tim O'Toole	1987	2017
Jeff Gromos	1987	1996
A.J. Wynder	1987	1993
Troy Bradford	1989	2001
Drew Henderson	1993	2017
Shannon Bowman	1997	2002
Greg Francis	1997	2003
Fred Barakat	Coach	1990
George Bisacca	Coach	1983



# Fairfield Basketball 2020-21

## Coaching Records

### Year By Year Records

Season	Head Coach	Record	Pct.
1948-49	Joe Dunn	9-14	.391
1949-50	Bob Noonan	5-16	.238
1950-51	James Hanrahan	16-11	.592
1951-52	James Hanrahan	10-9	.526
1952-53	James Hanrahan	9-9	.500
1953-54	James Hanrahan	12-8	.600
1954-55	James Hanrahan	12-8	.600
1955-56	James Hanrahan	6-16	.273
1956-57	James Hanrahan	6-15	.286
1957-58	James Hanrahan	12-9	.571
1958-59	George Bisacca	11-11	.500
1959-60	George Bisacca	17-9	.654
1960-61	George Bisacca	17-7	.708
1961-62	George Bisacca	20-5	.800
1962-63	George Bisacca	11-13	.458
1963-64	George Bisacca	14-11	.560
1964-65	George Bisacca	14-7	.667
1965-66	George Bisacca	19-5	.792
1966-67	George Bisacca	12-9	.571
1967-68	George Bisacca	16-10	.583
1968-69	James Lyman	10-16	.417
1969-70	James Lyman	13-13	.500
1970-71	Fred Barakat	9-15	.375
1971-72	Fred Barakat	12-13	.480
1972-73	Fred Barakat	18-9	.667
1973-74	Fred Barakat	17-9	.654
1974-75	Fred Barakat	13-14	.481
1975-76	Fred Barakat	12-14	.462
1976-77	Fred Barakat	16-11	.592
1977-78	Fred Barakat	22-5	.815
1978-79	Fred Barakat	17-9	.654
1979-80	Fred Barakat	11-16	.407
1980-81	Fred Barakat	13-13	.500
1981-82	Terry O'Connor	11-18	.379
1982-83	Terry O'Connor	13-15	.464
1983-84	Terry O'Connor	10-18	.357
1984-85	Terry O'Connor	11-17	.393
1985-86	Mitch Buonaguro	24-7	.774
1986-87	Mitch Buonaguro	15-16	.484
1987-88	Mitch Buonaguro	8-20	.286
1988-89	Mitch Buonaguro	7-21	.250
1989-90	Mitch Buonaguro	10-19	.344
1990-91	Mitch Buonaguro	8-20	.286
1991-92	Paul Cormier	8-20	.286
1992-93	Paul Cormier	14-13	.519
1993-94	Paul Cormier	8-19	.296
1994-95	Paul Cormier	13-15	.500
1995-96	Paul Cormier	20-10	.667
1996-97	Paul Cormier	11-19	.367
1997-98	Paul Cormier	12-15	.444
1998-99	Tim O'Toole	12-15	.444
1999-00	Tim O'Toole	14-15	.483
2000-01	Tim O'Toole	12-16	.429
2001-02	Tim O'Toole	12-17	.414
2002-03	Tim O'Toole	19-12	.613
2003-04	Tim O'Toole	19-11	.633
2004-05	Tim O'Toole	15-15	.500
2005-06	Tim O'Toole	9-19	.321
2006-07	Ed Cooley	13-19	.406
2007-08	Ed Cooley	14-16	.467
2008-09	Ed Cooley	17-15	.531
2009-10	Ed Cooley	23-11	.676
2010-11	Ed Cooley	25-8	.757
2011-12	Sydney Johnson	22-15	.595
2012-13	Sydney Johnson	19-16	.542
2013-14	Sydney Johnson	7-25	.219
2014-15	Sydney Johnson	7-24	.225
2015-16	Sydney Johnson	19-14	.576
2016-17	Sydney Johnson	16-15	.516
2017-18	Sydney Johnson	17-16	.515
2018-19	Sydney Johnson	9-22	.290
2019-20	Jay Young	12-20	.375

### Overall Coaching Records

Coach	Years	Record	Pct.
Joe Dunn	1 Year	6-14	.391
Bob Noonan	1 Year	5-16	.238
James Hanrahan	8 Years	83-85	.494
George Bisacca	10 Years	151-87	.634
James Lyman	2 Years	23-29	.442
Fred Barakat	11 Years	160-128	.556
Terry O'Connor	4 Years	45-68	.398
Mitch Buonaguro	6 Years	72-103	.411
Paul Cormier	7 Years	86-111	.432
Tim O'Toole	8 Years	112-120	.483
Ed Cooley	5 Years	92-69	.571
Sydney Johnson	8 Years	116-147	.441
Jay Young	1 Year	12-20	.375
<b>Totals (1,928 Games)</b>	<b>72 Years</b>	<b>963-997</b>	<b>.491</b>



# Fairfield Basketball 2020-21

## MAAC Honors

### 2019-20

Chris Maidoh  
MAAC All-Rookie

### 2018-19

Neftali Alvarez  
MAAC All Rookie Team  
Jonathan Kasibabu  
MAAC Defensive Player of the Year

### 2017-18

Tyler Nelson  
All-MAAC First Team

### 2016-17

Tyler Nelson  
All-MAAC First Team

### 2015-16

Marcus Gilbert  
All-MAAC First Team  
Tyler Nelson  
All-MAAC Second Team  
Curtis Cobb  
MAAC All-Rookie Team

### 2014-15

Marcus Gilbert  
All-MAAC Third Team

### 2013-14

Maurice Barrow  
MAAC Sixth Player of the Year

### 2012-13

Derek Needham  
All-MAAC Second Team  
Marcus Gilbert  
MAAC All-Rookie Team  
Amadou Sidibe  
MAAC All-Rookie Team  
Amadou Sidibe  
MAAC Co-Rookie of the Year  
Maurice Barrow  
MAAC Sixth Player of the Year

### 2011-12

Rakim Sanders

All-MAAC First Team  
Derek Needham  
All-MAAC Second Team

### 2010-11

Derek Needham  
All-MAAC First Team  
Ryan Olander  
All-MAAC Second Team  
Yorel Hawkins  
All-MAAC Third Team  
Maurice Barrow  
MAAC All-Rookie  
Ed Cooley  
MAAC Coach of the Year

### 3009-10

Anthony Johnson  
All-MAAC First Team  
MAAC Defensive Player of the Year  
Derek Needham  
All-MAAC Second Team  
MAAC All-Rookie Team  
MAAC Rookie of the Year  
Mike Evanovich  
MAAC Sixth Player of the Year

### 2008-09

Greg Nero  
All-MAAC Third Team

### 2007-08

Jonathan Han  
All-MAAC Second Team

### 2006-07

Michael Van Schaick  
All-MAAC Second Team  
Greg Nero  
MAAC All-Rookie Team

### 2005-06

Terrance Todd  
All-MAAC Second Team  
Herbie Allen  
MAAC All-Rookie Team

### 2004-05

Deng Gai  
All-MAAC First Team

MAAC Defensive Player of the Year  
Terrance Todd  
All-MAAC Second Team

### 2003-04

Rob Thomson  
All-MAAC First Team  
DeWitt Maxwell  
All-MAAC Third Team  
Tyquawn Goode  
MAAC Defensive Player of the Year  
Tim O'Toole  
MAAC Coach of the Year

### 2002-03

Deng Gai  
All-MAAV First Team  
MAAC Defensive Player of the Year

### 2001-02

Sam Spann  
All-MAAC Second Team  
Ajou Deng  
All-MAAC Second Team  
Deng Gai  
MAAC All-Rookie Team  
MAAC Defensive Player of the Year

### 2000-01

Sam Spann  
All-MAAC First Team  
Chris Rivers  
All-MAAC Third Team

### 1999-00

Darren Phillip  
All-MAAC First Team

### 1998-99

Darren Phillip  
All-MAAC First Team  
Didier Boucard  
All-MAAC Third Team  
Jermaine Clark  
MAAC Rookie of the Year

### 1995-96

Shannon Bowman  
All-MAAC Second Team  
Greg Francis

All-MAAC Second Team  
Paul Cormier  
MAAC Coach of the Year  
**1994-95**

Shannon Bowman  
All-MAAC Second Team

### 1992-93

Drew Henderson  
All-MAAC Second Team

### 1991-92

Drew Henderson  
All-MAAC First Team

### 1998-89

Troy Bradford  
All-MAAC Second Team

### 1987-88

Troy Bradford  
All-MAAC First Team

### 1986-87

Jeff Gromos  
All-MAAC First Team  
A.J. Wynder  
All-MAAC Second Team

### 1985-86

Tony George  
All-MAAC First Team  
MAAC Player of the Year  
Pat Yerina  
All-MAAC Second Team  
Jeff Gromos  
All-MAAC Second Team  
Mitch Buonaguro  
MAAC Coach of the Year

### 1983-84


Tony George  
All-MAAC Third Team

### 1982-83


Pete DeBisschop  
All-MAAC

### 1981-82


Hank Foster  
All-MAAC  
Pete DeBisschop  
All-MAAC



Tyquawn Goode



Troy Bradford



Drew Henderson

# Fairfield Basketball 2020-21

Season	Player	G/S	FG	FGA	Pct	3PT	3PTA	Pct	FT	FTA	Pct	PTS	AVG
2019-20	Landon Taliaferro	31/29	125	351	.356	63	192	.328	60	65	.923	373	12.0
2018-19	Landon Taliaferro	30/28	124	311	.399	90	213	.423	31	42	.738	369	12.3
2017-18	Tyler Nelson	33/33	230	547	.420	104	295	.353	168	191	.880	732	22.2
2016-17	Tyler Nelson	31/30	196	442	.443	81	207	.391	131	153	.856	604	19.5
2015-16	Marcus Gilbert	31/31	165	385	.429	78	209	.373	111	142	.782	519	16.7
2014-15	Marcus Gilbert	31/31	154	348	.443	56	171	.327	143	184	.777	507	16.4
2013-14	Maruica Barrow	32/4	149	342	.436	40	123	.325	109	147	.741	447	14.0
2012-13	Derek Needham	35/35	175	440	.398	78	239	.326	83	108	.769	511	14.6
2011-12	Rakim Sanders	37/37	235	470	.500	44	141	.312	101	159	.635	615	16.6
2010-11	Derek Needham	33/33	150	420	.357	73	236	.309	91	130	.700	464	14.1
2009-10	Derek Needham	34/34	187	490	.382	58	189	.307	126	174	.734	558	16.4
2008-09	Greg Nero	28/19	124	230	.539	12	25	.480	88	144	.611	348	12.4
2007-08	Jonathan Han	30/30	112	236	.475	55	123	.447	73	96	.760	352	11.7
2006-07	Mike Van Schaick	32/32	154	344	.448	88	222	.396	96	112	.857	492	15.4
2005-06	Terrance Todd	28/28	201	442	.455	27	83	.325	97	120	.808	526	18.8
2004-05	Terrance Todd	30/28	175	422	.415	34	124	.274	94	118	.797	478	15.9
2003-04	Rob Thomson	30/30	142	277	.513	9	-20	.450	119	153	.778	412	13.7
2002-03	Oscar Garcia	29/27	125	243	.514	2	8	.250	100	126	.794	352	12.1
2001-02	Sam Spann	29/24	130	259	.502	3	22	.136	87	123	.707	350	12.1
2000-01	Sam Spann	26/26	165	306	.539	4	12	.333	87	130	.669	421	15.0
1999-00	Darren Phillip	29/28	154	286	.538	0	0	.000	153	208	.736	461	15.9
1998-99	Darren Phillip	27/27	157	279	.563	0	1	.000	137	201	.682	451	16.7
1997-98	John Tice	26/9	107	268	.399	29	100	.290	67	110	.609	310	11.9
1996-97	Greg Francis	30/30	138	351	.393	63	184	.342	104	144	.722	443	14.8
1995-96	Greg Francis	30/30	160	357	.448	80	207	.386	94	133	.707	494	16.5
1994-95	Greg Francis	28/28	132	312	.423	50	147	.340	104	126	.825	418	14.9
1993-94	Shannon Bowman	26/25	131	224	.585	0	2	.000	80	115	.697	342	13.2
1992-93	Kevin George	26/26	110	259	.425	43	117	.368	63	85	.741	326	12.5
1991-92	Drew Henderson	28/28	154	358	.430	0	0	.000	109	181	.602	417	14.9
1990-91	Kevin George	27/26	135	318	.425	25	76	.329	63	94	.670	358	13.3
1989-90	Marvin Walters	28/28	120	352	.341	30	120	.250	74	109	.679	344	12.3
1988-89	Troy Bradford	28/27	194	475	.408	32	109	.294	152	200	.760	572	20.4
1987-88	Troy Bradford	27/27	217	486	.447	43	97	.443	137	179	.765	614	22.7
1986-87	Jeff Gromos	24/22	186	352	.528	2	6	.333	111	140	.793	485	20.2
1985-86	Tony George	31/31	226	488	.463				178	227	.748	630	20.3
1984-85	Tony George	28/28	199	444	.448				117	152	.770	515	18.4
1983-84	Tony George	28/27	170	362	.470				123	160	.769	463	16.5
1982-83	Pete DeBisschop	28/26	203	324	.627				137	180	.761	543	19.4
1981-82	Hank Foster	29/29	165	271	.609				144	187	.770	474	16.3
1980-81	Hank Foster	26	123	217	.567				85	107	.794	331	12.7
1979-80	Flip Williams	27	190	349	.544				66	118	.559	446	16.5
1978-79	Mark Young	26	175	298	.587				193	238	.811	543	20.9
1977-78	Joe DeSantis	27	207	432	.479				130	154	.844	544	20.1
1976-77	Joe DeSantis	26	178	372	.478				116	130	.892	472	18.2
1975-76	Joe DeSantis	26	168	337	.498				101	121	.835	437	16.8
1974-75	Ray Kelly	27	161	329	.489				111	142	.782	433	16.0
1973-74	Rich O'Connor	26	191	380	.503				69	89	.775	451	17.3
1972-73	George Groom	27	214	468	.457				70	84	.833	498	18.4
1971-72	George Groom	25	224	490	.457				81	96	.844	529	21.2
1970-71	George Groom	23	196	436	.449				67	93	.720	459	20.0
1969-70	Wayne Gibbons	26	141	350	.403				174	227	.766	456	17.5
1968-69	James Brown	26	141	349	.404				75	106	.707	357	13.7
1967-68	Bill Jones	26	161	373	.431				59	95	.621	381	14.6
1966-67	Charles Phillips	21	160	335	.451				46	58	.793	366	17.5
1965-66	Michael Branch	22	139	333	.417				86	121	.710	364	16.5
1964-65	Jim Brown	21	160	343	.470				104	135	.770	424	20.2
1963-64	Michael Branch	25	205	486	.421				119	165	.721	529	21.2
1962-63	Nick Macarchuk	24	158	313	.516				122	179	.678	438	18.2
1961-62	Bob Hutter	25	191	375	.509				82	109	.752	464	18.6
1960-61	Bob Hutter	24	172	386	.440				71	93	.760	415	17.3
1959-60	Art Crawford	21	139	271	.510				97	139	.690	375	17.8
1958-59	Ed Diskowski	18	127	238	.350				46	68	.690	300	16.7
1957-58	Ed Diskowski	21	141						69	91	.758	351	16.7
1956-57	Frank McGowan	21	132						75	114	.657	339	16.1
1955-56	Pedro Tagatac	16	86						77			249	15.6
1954-55	John O'Connell	20	158						90			406	20.3
1953-54	Not Available												
1952-53	Robert Gerwein	18	103						71			277	15.3

Statistics not available prior to the 1952-53 season

# Fairfield Basketball 2020-21

## Rebounding

Season	Player	G	Rebs	Avg
2019-20	Vincent Eze	32	184	5.8
2018-19	Jonathan Kasibabu	31	230	7.4
2017-18	Jonathan Ksaibabu	32	178	5.6
2016-17	Amadou Sidibe	29	270	9.3
2015-16	Jonathan Kasibabu	33	181	5.5
2014-15	Amadou Sidibe	24	163	6.8
2013-14	Marcus Gilbert	32	164	5.1
2012-13	Amadou Sidibe	34	210	6.2
2011-12	Rakim Sanders	37	303	8.2
2010-11	Ryan Olander	33	223	6.8
2009-10	Anthony Johnson	34	334	9.8
2008-09	Greg Nero	32	180	6.4
2007-08	Anthony Johnson	29	211	7.3
2006-07	Marty O'Sullivan	32	180	5.6
2005-06	DeWitt Maxwell	20	132	6.6
2004-05	Deng Gai	30	254	8.5
2003-04	Rob Thomason	30	242	8.1
2002-03	Deng Gai	25	171	6.8
2001-02	Ajou Deng	23	186	8.1
2000-01	Sam Spann	26	265	9.6
1999-00	Darren Phillip	29	405	14.0
1998-99	Darren Phillip	27	268	9.9
1997-98	Didier Boucard	27	177	6.6
1996-97	Didier Boucard	29	181	6.2
1995-96	Shannon Bowman	30	200	6.7
1994-95	Shannon Bowman	28	172	6.1
1993-94	Shannon Bowman	26	150	5.8
1992-93	Drew Henderson	26	258	9.9
1991-92	Drew Henderson	28	318	11.4
1990-91	Harold Brantley	28	246	8.8
1989-90	Drew Henderson	29	220	7.6
1988-89	Harold Brantley	26	155	5.9
1987-88	Harold Brantley	28	187	6.7
1986-87	Jeff Gromos	24	220	9.2
1985-86	Pat Yerina	31	250	8.1
1984-85	Jeff Gromos	26	163	6.3
1983-84	Jerry Johnson	28	188	6.7
1982-83	Pete DeBisschop	28	237	8.5
1981-82	Pete DeBisschop	29	274	7.7
1980-81	Hank Foster	26	187	7.2
1979-80	Barry Gunderson	27	133	4.9
1978-79	Mark Young	26	233	9.0
1977-78	Steve Balkun	26	265	10.2
1976-77	Mark Young	27	194	7.2
1975-76	Steve Balkun	26	248	9.5
1974-75	Ralph Rehn	26	185	7.1
1973-74	Craig Moorer	26	249	9.6
1972-73	Phil Rogers	26	198	7.6
1971-72	Tomm Duffy	25	272	10.9
1970-71	Mark Frazer	24	377	15.7
1969-70	Frank Magaletta	26	238	9.1
1968-69	James Brown	26	223	8.6
1967-68	Sol Crenshaw	26	302	11.7
1966-67	Bill Jones	21	266	12.7
1965-66	Michael Branch	22	366	16.6
1964-65	Pat Burke	20	227	11.4
1963-64	Mike Branch	25	404	16.2
1962-63	Nick Macarchuk	24	286	11.9
1961-62	Nick Macarchuk	25	357	14.3
1960-61	Art Crawford	22	236	15.3
1959-60	Art Crawford	21	382	18.2
1958-59	Art Crawford	22	326	14.7

## Assists

Season	Player	G	Assts	Avg
2019-20	Taj Benning	32	63	2.0
2018-19	Neftali Alvarez	30	98	3.3
2017-18	Tyler Nelson	33	110	3.3
2016-17	Jerome Segura	30	122	4.1
2015-16	Jerome Segura	32	160	5.0
2014-15	K.J. Rose	28	76	2.7
2013-14	KJ Rose	30	112	3.7
2012-13	Desmond Wade	31	110	3.5
2011-12	Derek Needham	29	100	3.4
2010-11	Derek Needham	33	150	4.5
2009-10	Derek Needham	34	177	5.2
2008-09	Jonathan Han	21	112	5.3
2007-08	Jonathan Han	30	186	6.2
2006-07	Jonathan Han	32	145	4.5
2005-06	Jonathan Han	28	83	2.9
2004-05	Tyquawn Goode	30	254	8.5
2003-04	Tyquawn Goode	30	100	3.3
2002-03	Terrance Todd	31	99	3.2
2001-02	Tyquawn Goode	29	88	3.0
2000-01	Boo Farrow	24	91	3.8
1999-00	Jermaine Clark	29	93	3.2
1998-99	Kyle Commodore	27	101	3.7
1997-98	Kyle Commodore	27	79	2.9
1996-97	Kyle Commodore	29	78	2.7
1995-96	Kyle Commodore	30	112	3.7
1994-95	Greg Francis	28	84	3.0
1993-94	Johnnie Jones	27	87	3.2
1992-93	Johnnie Jones	27	83	3.1
1991-92	Johnnie Jones	28	147	6.5
1990-91	Johnnie Jones	28	96	3.4
1989-90	Marvin Walters	28	116	4.1
1988-89	Marvin Walters	28	172	6.1
1987-88	Marvin Walters	28	120	4.3
1986-87	A.J. Wynder	31	146	4.7
1985-86	Ed Golden	31	126	4.1
1984-85	Tony George	28	118	4.1
1983-84	Tony George	28	112	4.0
1982-83	Tony George	28	120	4.3
1981-82	Ken Daniels	29	99	3.4
1980-81	Bobby Hurt	25	105	4.2
1979-80	Flip Williams	27	106	3.9
1978-79	Joe DeSantis	25	183	7.3
1977-78	Joe DeSantis	27	187	6.9
1976-77	Joe DeSantis	26	177	6.8
1975-76	Joe DeSantis	26	120	4.6
1974-75	Danny Odums	27	175	6.5
1973-74	John Ryan	26	301	11.6
1972-73	John Ryan	27	245	9.1
1971-72	John Ryan	25	129	5.2
1970-71	Bob Kelly	18	128	7.1



John Ryan

## Steals

Season	Player	G	Rebs	Avg
2019-20	Jesus Cruz	32	26	0.8
2018-19	Neftali Alvarez	30	42	1.4
2017-18	Jesus Cruz	33	53	1.6
2016-17	Tyler Nelson	31	35	1.1
2015-16	Tyler Nelson	33	44	1.3
2014-15	Marcus Gilbert	31	25	0.8
2013-14	Maurice Barrow	32	28	0.9
2012-13	Colin Nickerson	35	56	1.6
2011-12	Rakim Sanders	37	52	1.9
2010-11	Colin Nickerson	33	63	1.9
2009-10	Derek Needham	34	60	1.7
2008-09	Herbie Allen	31	30	0.9
2007-08	Jonathan Han	30	50	1.7
2006-07	Jonathan Han	32	46	1.4
2005-06	Mike Van Schaick	28	34	1.2
2004-05	Tyquawn Goode	30	51	1.7
2003-04	Rob Thomason	30	38	1.3
2002-03	Tyquawn Goode	31	48	1.5
2001-02	Tyquawn Goode	29	50	1.7
2000-01	Sam Spann	26	47	1.8
1999-00	Jermaine Clark	29	35	1.2
1998-99	Kyle Commodore	27	74	2.7
1997-98	Kyle Commodore	27	54	2.0
1996-97	Kyle Commodore	29	39	1.3
1995-96	Kyle Commodore	30	42	1.4
1994-95	Shannon Bowman	28	43	1.5
1993-94	Shannon Bowman	26	32	1.2
1992-93	Craig Martin	26	32	1.2
1991-92	Kevin George	28	37	1.3
1990-91	Johnnie Jones	28	46	1.6
1989-90	Harold Brantley	29	30	1.1
1988-89	Troy Bradford	28	27	0.9
1987-88	Troy Bradford	27	43	5.8
1986-87	A.J. Wynder	31	55	1.8
1985-86	A.J. Wynder	29	49	1.7
1984-85	A.J. Wynder	28	66	2.4
1983-84	A.J. Wynder	28	50	1.8
1982-83	Bobby Hurt	28	49	1.8
1981-82	Ken Daniels	29	40	1.4



Mark Young

# Fairfield Basketball 2020-21

## Field Goal Percentage

Season	Player	G	FG-A	Pct
2019-20	Vincent Eze	32	92-186	.495
2018-19	Jonathan Kasibabu	31	123-222	.554
2017-18	Jonathan Ksaibabu	32	104-154	.675
2016-17	Amadou Sidibe	29	99-172	.576
2015-16	Matija Milin	31	93-187	.497
2014-15	Marcus Gilbert	31	154-348	.443
2013-14	Maurice Barrow	32	149-342	.436
2012-13	Maurice Barrow	35	116-256	.453
2011-12	Maurice Barrow	37	140-275	.509
2010-11	Ryan Olander	33	134-252	.532
2009-10	Anthony Johnson	34	208-404	.515
2008-09	Greg Nero	28	124-230	.539
2007-08	Anthony Johnson	29	115-230	.500
2006-07	Anthony Johnson	32	110-206	.534
2005-06	Terrance Todd	28	201-442	.455
2004-05	DeWitt Maxwell	30	127-239	.531
2003-04	Rob Thomson	30	142-277	.513
2002-03	Deng Gai	25	111-205	.541
2001-02	Sam Spann	29	130-259	.502
2000-01	Sam Spann	26	165-306	.539
1999-00	Darren Phillip	29	154-286	.538
1998-99	Darren Phillip	27	157-279	.563
1997-98	Didier Boucard	27	107-192	.557
1996-97	Shannon Bowman	24	83-166	.500
1995-96	Shannon Bowman	30	156-299	.522
1994-95	Sean Clarke	28	93-147	.633
1993-94	Shannon Bowman	26	131-224	.585
1992-93	Craig Martin	26	83-181	.459
1991-92	Drew Henderson	28	154-358	.430
1990-91	Drew Henderson	25	81-171	.474
1989-90	Harold Brantley	29	125-250	.500
1988-89	Harold Brantley	26	124-218	.569
1987-88	Tom Squeri	28	115-217	.530
1986-87	Jeff Gromos	24	186-352	.528
1985-86	A.J. Wynder	29	87-148	.588
1984-85	Jeff Gromos	26	128-248	.516
1983-84	Jerry Johnson	28	136-273	.498
1982-83	Pete DeBisschop	28	203-324	.627
1981-82	Hank Foster	29	165-271	.609
1980-81	Mike Palazzi	26	100-174	.575
1979-80	Flip Williams	27	190-349	.544
1978-79	Mark Young	26	175-298	.587
1977-78	Mark Young	27	149-237	.629
1976-77	Flip Williams	27	123-238	.517
1975-76	Mark Young	26	108-212	.509
1974-75	Steve Balkun	26	70-135	.518
1973-74	Ralph Rehn	26	166-325	.511
1972-73	Ralph Rehn	25	80-155	.516
1971-72	Dave Bradley	25	155-322	.481
1970-71	Mel Brown	13	72-160	.450
1969-70	Frank Magaletta	26	224-511	.440
1968-69	Frank Magaletta	24	186-399	.466
1967-68	Frank Magaletta	22	164-368	.445
1966-67	A. Kenney/B. Pritz	21	56-123	.455
1965-66	Arthur Kenney	23	63-127	.500
1964-65	Mike Branch	13	81-174	.470
1963-64	Kurt Kilty	24	70-142	.492
1962-63	Nick Macarchuk	24	158-313	.516
1961-62	Nick Macarchuk	25	150-286	.524
1960-61	Nick Macarchuk	24	139-288	.482
1959-60	Art Crawford	21	139-271	.510
1958-59	Art Crawford	22	94-188	.500

Min 2.5 FGs made per game played by team

## Free Throw Percentage

Season	Player	G	Ft-A	Pct
2019-20	Landon Taliaferro	31	60-65	.923
2018-19	Jonathan Kasibabu	31	74-105	.705
2017-18	Tyler Nelson	33	168-191	.880
2016-17	Tyler Nelson	31	131-153	.856
2015-16	Tyler Nelson	33	147-167	.880
2014-15	Marcus Gilbert	31	143-184	.777
2013-14	Marcus Gilbert	32	86-112	.768
2012-13	Derek Needham	35	83-108	.769
2011-12	Maurice Barrow	37	65-94	.691
2010-11	Yorel Hawkins	33	63-83	.759
2009-10	Yorel Hawkins	19	66-82	.805
2008-09	Herbie Allen	31	57-78	.731
2007-08	Herbie Allen	29	55-66	.833
2006-07	Mike Van Schaick	32	96-112	.857
2005-06	Mike Van Schaick	28	48-56	.857
2004-05	Terrance Todd	30	94-118	.797
2003-04	Terrance Todd	18	51-62	.823
2002-03	Oscar Garcia	29	100-126	.794
2001-02	Deng Gai	29	68-86	.791
2000-01	Chris Rivers	28	97-119	.815
1999-00	Chris Rivers	29	44-55	.800
1998-99	Boo Farrow	25	47-64	.734
1997-98	Shane Miller	26	50-61	.820
1996-97	Shannon Bowman	24	69-93	.742
1995-96	Shane Miller	25	80-95	.842
1994-95	Greg Francis	28	104-126	.825
1993-94	Greg Francis	27	48-68	.708
1992-93	Kevin George	26	63-85	.741
1991-92	Kevin George	28	85-101	.842
1990-91	Johnnie Jones	28	98-134	.731
1989-90	Marvin Walters	28	84-109	.679
1988-89	Troy Bradford	28	152-200	.760
1987-88	Troy Bradford	27	137-179	.765
1986-87	A.J. Wynder	31	114-137	.832
1985-86	A.J. Wynder	29	71-83	.855
1984-85	A.J. Wynder	28	74-91	.813
1983-84	Ed Golden	27	45-52	.865
1982-83	Pete DeBisschop	28	137-180	.761
1981-82	Ken Daniels	29	73-90	.811
1980-81	Hank Foster	26	85-107	.794
1979-80	Barry Gunderson	27	79-99	.798
1978-79	Joe DeSantis	25	115-139	.827
1977-78	Joe DeSantis	27	130-154	.844
1976-77	Joe DeSantis	26	116-130	.892
1975-76	Joe DeSantis	26	101-121	.835
1974-75	Ray Kelly	27	111-142	.782
1973-74	Rich O'Connor	26	69-89	.775
1972-73	Phil Rogers	26	67-79	.848
1971-72	George Groom	25	81-96	.844
1970-71	George Groom	23	67-93	.720
1969-70	Frank Magaletta	26	98-125	.788
1968-69	Wayne Gibbons	26	129-166	.777
1967-68	Larry Cirina	26	78-99	.788
1966-67	Larry Cirina	21	56-70	.800
1965-66	Bill Pritz	24	54-68	.838
1964-65	Mike Branch	13	58-70	.830
1963-64	Kurt Kilty	24	55-72	.763
1962-63	Bob Hutter	24	78-104	.750
1961-62	Bob Hutter	25	82-109	.752
1960-61	Bob Hutter	24	71-93	.763
1959-60	Art Crawford	21	97-139	.690
1958-59	Harry Hyra	22	70-96	.729
1957-58	Edward Diskowski	21	69-91	.758
1956-57	Pedro Tagatac	21	90-124	.725

Min 1.5M FTs made per game played by team

## 3-Point Field Goal Percentage

Season	Player	G	3pt-A	Pct
2019-20	Landon Taliaferro	31	63-192	.328
2018-19	Landon Taliaferro	30	90-213	.423
2017-18	Tyler Nelson	33	104-295	.353
2016-17	Tyler Nelson	31	81-207	.391
2015-16	Jerry Johnson	28	43-107	.402
2014-15	Tyler Nelson	30	64-151	.424
2013-14	Marcus Gilbert	32	73-199	.367
2012-13	Derek Needham	35	78-239	.326
2011-12	Derek Needham	29	72-185	.389
2010-11	Colin Nickerson	33	73-236	.309
2009-10	Mike Evanovich	34	65-138	.471
2008-09	Jonathan Han	21	45-116	.388
2007-08	Jonathan Han	30	55-123	.447
2006-07	Mike Van Schaick	32	88-222	.396
2005-06	Herbie Allen	28	34-78	.436
2004-05	Michael Van Schaick	29	23-58	.397
2003-04	Michael Bell	30	39-93	.409
2002-03	Tyquawn Goode	31	25-56	.446
2001-02	Nick Delfico	29	30-72	.417
2000-01	Jermaine Clark	26	45-146	.308
1999-00	Leroy Robertson	29	22-52	.423
1998-99	Andy Buzbee	27	30-87	.345
1997-98	Shane Miller	26	33-88	.375
1996-97	Brent Wall	28	25-68	.368
1995-96	Shane Miller	25	49-105	.467
1994-95	Shane Miller	19	18-40	.450
1993-94	Craig Martin	26	37-82	.451
1992-93	Craig Martin	26	27-62	.435
1991-92	Kevin George	28	55-142	.387
1990-91	Kevin George	27	25-76	.329
1989-90	Terry Fitzsimons	25	20-69	.290
1988-89	Marvin Walters	28	31-89	.348
1987-88	Marvin Walters	28	18-39	.462
1986-87	Troy Bradford	31	19-59	.322

Min 0.5 3 pt made per game played by the team

## 3-Point Field Goals Made

Season	Player	G	3pt-A	PG
2018-19	Landon Taliaferro	30	90	3.00
2017-18	Tyler Nelson	33	104	3.15
2016-17	Tyler Nelson	31	81	2.61
2015-16	Marcus Gilbert	31	78	2.51
2014-15	Tyler Nelson	30	64	2.13
2013-14	Marcus Gilbert	32	73	2.28
2012-13	Derek Needham	35	78	2.22
2011-12	Derek Needham	29	72	2.48
2010-11	Derek Needham	33	73	2.21
2009-10	Mike Evanovich	34	65	1.91
2008-09	Mike Evanovich	32	50	1.56
2007-08	Jonathan Han	30	55	1.83
2006-07	Mike Van Schaick	32	88	2.75
2005-06	Van Schaick/Bell	28	46	1.64
2004-05	Tyquawn Goode	30	35	1.16
2003-04	Michael Bell	30	38	1.26
2002-03	Kudjo Sogadzi	31	29	0.93
2001-02	Ajou Deng	23	34	1.47
2000-01	Jermaine Clark	26	45	1.73
1999-00	Jermaine Clark	29	53	1.82
1998-99	Jermaine Clark	27	69	2.55
1997-98	Shane Miller	26	33	1.27
1996-97	Greg Francis	30	63	2.10
1995-96	Greg Francis	30	80	2.66
1994-95	Greg Francis	28	50	1.78
1993-94	Meishay Gattis	26	43	1.65
1992-93	Kevin George	26	43	1.65
1991-92	Kevin George	28	55	1.96
1990-91	Kevin George	27	25	0.92
1989-90	Marvin Walters	28	30	1.07
1988-89	Troy Bradford	28	32	1.14
1987-88	Troy Bradford	27	43	1.59
1986-87	Troy Bradford	31	19-59	0.61

# Fairfield Basketball 2020-21

## Fairfield 1,000-Point Scorers



### Tyler Nelson - 2,172 Points - 2015-18

Season	Gms	FG-A	Pct.	3pt-A	Pct.	FT-A	Pct.	Pts	Avg
2017-18	33	230-547	.420	104-295	.353	168-191	.880	732	22.2
2016-17	31	196-442	.443	81-207	.391	131-153	.856	604	19.5
2015-16	33	158-368	.429	66-191	.346	147-167	.880	529	15.0
2014-15	30	97-229	.434	64-151	.424	49-57	.860	307	10.2
<b>Totals</b>	<b>127</b>	<b>681-1586</b>	<b>.429</b>	<b>315-844</b>	<b>.373</b>	<b>495-568</b>	<b>.871</b>	<b>2,172</b>	<b>17.1</b>




### Tony George - 2,006 Points - 1983-86

Season	Gms	FG-A	Pct.	3pt-A	Pct.	FT-A	Pct.	Pts	Avg
1985-86	31	226-488	.463	-----	---	178-227	.748	630	20.3
1984-85	28	199-444	.448	-----	---	117-152	.770	515	18.4
1983-84	28	170-362	.470	-----	---	123-160	.769	463	16.5
1982-83	28	153-376	.407	-----	---	92-121	.760	398	14.2
<b>Totals</b>	<b>115</b>	<b>748-1670</b>	<b>.447</b>	<b>-----</b>	<b>---</b>	<b>510-660</b>	<b>.772</b>	<b>2,006</b>	<b>17.4</b>



### Joe DeSantis - 1,916 Points - 1976-79

Season	Gms	FG-A	Pct.	3pt-A	Pct.	FT-A	Pct.	Pts	Avg
1978-79	25	174-342	.509	-----	---	115-139	.827	463	18.5
1977-78	27	207-432	.479	-----	---	130-154	.844	544	20.1
1976-77	26	178-372	.478	-----	---	116-130	.892	472	18.2
1975-76	26	168-337	.498	-----	---	101-121	.835	437	16.8
<b>Totals</b>	<b>104</b>	<b>727-1483</b>	<b>.490</b>	<b>-----</b>	<b>---</b>	<b>462-544</b>	<b>.849</b>	<b>1,916</b>	<b>18.4</b>



### Derek Needham - 1,875 Points - 2010-13

Season	Gms	FG-A	Pct.	3pt-A	Pct.	FT-A	Pct.	Pts	Avg
2012-13	35	175-440	.398	78-239	.326	83-108	.769	511	14.6
2011-12	29	116-292	.397	72-185	.389	38-54	.704	342	11.8
2010-11	33	150-420	.357	73-236	.309	91-130	.700	464	14.1
2009-10	34	187-490	.382	58-189	.307	126-174	.724	558	16.4
<b>Totals</b>	<b>131</b>	<b>628-1642</b>	<b>.382</b>	<b>281-849</b>	<b>.331</b>	<b>344-466</b>	<b>.738</b>	<b>1,875</b>	<b>14.3</b>


# Fairfield Basketball 2020-21

## Fairfield 1,000-Point Scorers




### Marcus Gilbert - 1,661 Points - 2013-16

Season	Gms	FG-A	Pct.	3pt-A	Pct.	FT-A	Pct.	Pts	Avg
2015-16	31	165-385	.429	78-209	.373	111-142	.782	519	16.7
2014-15	31	154-348	.443	56-171	.327	143-184	.777	507	16.4
2013-14	32	143-353	.405	73-199	.367	86-112	.768	445	13.9
2012-13	33	69-180	.431	35-96	.365	17-30	.567	190	5.8
<b>Totals</b>	<b>127</b>	<b>531-1266</b>	<b>.419</b>	<b>242-675</b>	<b>.359</b>	<b>357-468</b>	<b>.762</b>	<b>1,661</b>	<b>13.1</b>



### Troy Bradford - 1,648 Points - 1986-89

Season	Gms	FG-A	Pct.	3pt-A	Pct.	FT-A	Pct.	Pts	Avg
1988-89	28	194-475	.408	32-109	.294	152-200	.760	572	20.4
1987-88	27	217-486	.447	43-97	.443	137-179	.765	614	22.7
1986-87	31	135-332	.407	19-59	.322	57-75	.760	346	11.2
1985-86	26	51-113	.461	-----	---	14-19	.737	116	4.5
<b>Totals</b>	<b>112</b>	<b>597-1406</b>	<b>.424</b>	<b>94-265</b>	<b>.355</b>	<b>360-473</b>	<b>.761</b>	<b>1,648</b>	<b>14.7</b>



### Mark Young - 1,643 Points - 1976-79

Season	Gms	FG-A	Pct.	3pt-A	Pct.	FT-A	Pct.	Pts	Avg
1978-79	26	175-298	.587	-----	---	193-238	.811	543	20.9
1977-78	27	149-237	.629	-----	---	163-201	.811	461	17.1
1976-77	27	118-239	.494	-----	---	116-156	.744	352	13.0
1975-76	26	108-212	.509	-----	---	71-102	.696	287	11.0
<b>Totals</b>	<b>106</b>	<b>550-986</b>	<b>.557</b>	-----	---	<b>543-697</b>	<b>.779</b>	<b>1,643</b>	<b>15.5</b>




### Greg Francis - 1,570 Points - 1994-97

Season	Gms	FG-A	Pct.	3pt-A	Pct.	FT-A	Pct.	Pts	Avg
1996-97	30	138-351	.393	63-184	.342	104-144	.722	443	14.8
1995-96	30	160-357	.448	80-207	.386	94-133	.707	494	16.5
1994-95	28	132-312	.423	50-147	.340	104-126	.825	418	14.9
1993-94	27	65-181	.359	37-109	.339	48-68	.708	215	6.0
<b>Totals</b>	<b>115</b>	<b>495-1201</b>	<b>.412</b>	<b>230-647</b>	<b>.355</b>	<b>350-471</b>	<b>.743</b>	<b>1,570</b>	<b>13.7</b>

# Fairfield Basketball 2020-21

## Fairfield 1,000-Point Scorers




### Terrance Todd - 1,530 Points - 2003-06

Season	Gms	FG-A	Pct.	3pt-A	Pct.	FT-A	Pct.	Pts	Avg
2005-06	28	201-442	.455	27-83	.325	97-120	.808	526	18.8
2004-05	30	175-422	.415	34-124	.274	94-118	.797	478	15.9
2003-04	18	93-240	.388	31-77	.403	51-62	.823	268	14.9
2002-03	31	88-227	.388	14-39	.359	68-87	.782	258	8.3
<b>Totals</b>	<b>107</b>	<b>562-1331</b>	<b>.422</b>	<b>103-323</b>	<b>.319</b>	<b>310-387</b>	<b>.801</b>	<b>1,530</b>	<b>14.3</b>



### George Groom - 1,486 Points - 1971-73

Season	Gms	FG-A	Pct.	3pt-A	Pct.	FT-A	Pct.	Pts	Avg
1972-73	27	214-468	.457	-----	---	70-84	.833	498	18.4
1971-72	25	224-490	.457	-----	---	81-96	.844	529	21.2
1970-71	23	196-436	.449	-----	---	67-93	.720	459	20.0
<b>Totals</b>	<b>75</b>	<b>634-1394</b>	<b>.455</b>	<b>-----</b>	<b>---</b>	<b>218-273</b>	<b>.799</b>	<b>1,486</b>	<b>19.8</b>



### Shannon Bowman - 1,421 Points - 1994-97

Season	Gms	FG-A	Pct.	3pt-A	Pct.	FT-A	Pct.	Pts	Avg
1996-97	24	83-166	.500	0-4	.000	69-93	.742	235	9.8
1995-96	30	156-299	.522	3-14	.214	118-156	.756	433	14.4
1994-95	28	152-265	.574	1-5	.200	106-170	.624	411	14.7
1993-94	26	131-224	.585	0-2	.000	80-115	.697	342	13.2
<b>Totals</b>	<b>108</b>	<b>522-974</b>	<b>.535</b>	<b>4-25</b>	<b>.160</b>	<b>373-534</b>	<b>.699</b>	<b>1,421</b>	<b>13.2</b>



### Jeff Gromos - 1,419 Points - 1984-87

Season	Gms	FG-A	Pct.	3pt-A	Pct.	FT-A	Pct.	Pts	Avg
1986-87	24	186-352	.528	2-6	.333	111-140	.793	485	20.2
1985-86	31	122-253	.482	-----	---	97-120	.808	341	11.0
1984-85	26	128-248	.516	-----	---	80-101	.792	336	12.9
1983-84	25	94-217	.433	-----	---	69-80	.863	257	10.3
<b>Totals</b>	<b>106</b>	<b>530-1070</b>	<b>.495</b>	<b>2-6</b>	<b>.333</b>	<b>357-441</b>	<b>.810</b>	<b>1,419</b>	<b>13.4</b>


# Fairfield Basketball 2020-21

## Fairfield 1,000-Point Scorers




### Frank Magaletta - 1,399 Points - 1968-70

Season	Gms	FG-A	Pct.	3pt-A	Pct.	FT-A	Pct.	Pts	Avg
1969-70	26	224-511	.440	-----	---	98-125	.788	546	21.0
1968-69	24	186-399	.466	-----	---	97-133	.729	469	19.5
1967-68	22	164-368	.445	-----	---	56-83	.675	384	17.4
<b>Totals</b>	<b>72</b>	<b>574-1278</b>	<b>.449</b>	-----	---	<b>251-341</b>	<b>.757</b>	<b>1,399</b>	<b>19.4</b>




### Jerome "Flip" Williams - 1,371 Points - 1977-80

Season	Gms	FG-A	Pct.	3pt-A	Pct.	FT-A	Pct.	Pts	Avg
1979-80	27	190-349	.544	-----	---	66-118	.559	446	16.5
1978-79	25	143-264	.542	-----	---	74-103	.718	360	14.4
1977-78	27	97-179	.542	-----	---	61-98	.622	255	8.2
1976-77	27	123-238	.517	-----	---	64-83	.771	310	11.5
<b>Totals</b>	<b>106</b>	<b>553-1030</b>	<b>.537</b>	-----	---	<b>265-402</b>	<b>.659</b>	<b>1,371</b>	<b>12.9</b>



### Bob Hutter - 1,315 Points - 1961-63

Season	Gms	FG-A	Pct.	3pt-A	Pct.	FT-A	Pct.	Pts	Avg
1962-63	24	179-388	.460	-----	---	78-104	.750	436	18.2
1961-62	25	191-375	.509	-----	---	82-109	.752	464	18.6
1960-61	24	172-386	.440	-----	---	71-93	.760	415	17.3
<b>Totals</b>	<b>73</b>	<b>542-1149</b>	<b>.472</b>	-----	---	<b>231-306</b>	<b>.755</b>	<b>1,315</b>	<b>18.0</b>



### A.J. Wynder - 1,313 Points - 1984-87

Season	Gms	FG-A	Pct.	3pt-A	Pct.	FT-A	Pct.	Pts	Avg
1986-87	31	171-365	.468	10-35	.286	114-137	.832	466	15.0
1985-86	29	87-148	.588	-----	---	71-83	.855	245	8.4
1984-85	28	124-249	.498	-----	---	74-91	.813	322	11.5
1983-84	28	106-214	.495	-----	---	68-82	.829	280	10.0
<b>Totals</b>	<b>116</b>	<b>488-976</b>	<b>.500</b>	<b>10-35</b>	<b>.286</b>	<b>327-393</b>	<b>.832</b>	<b>1,313</b>	<b>11.3</b>

# Fairfield Basketball 2020-21

## Fairfield 1,000-Point Scorers



### Maurice Barrow - 1,309 Points - 2011-14

Season	Gms	FG-A	Pct.	3pt-A	Pct.	FT-A	Pct.	Pts	Avg
2013-14	32	149-342	.436	40-123	.325	109-147	.741	447	14.0
2012-13	35	116-256	.453	3-19	.158	76-106	.717	311	8.9
2011-12	37	140-275	.509	0-0	.000	65-94	.691	345	9.3
2010-11	33	79-168	.470	0-0	.000	48-82	.585	206	6.2
<b>Totals</b>	<b>137</b>	<b>484-1041</b>	<b>.464</b>	<b>43-142</b>	<b>.302</b>	<b>298-429</b>	<b>.694</b>	<b>1,309</b>	<b>9.6</b>




### Anthony Johnson - 1,292 Points - 2007-10

Season	Gms	FG-A	Pct.	3pt-A	Pct.	FT-A	Pct.	Pts	Avg
2009-10	34	208-404	.515	0-3	.000	130-207	.628	546	16.1
2008-09	21	81-163	.497	0-1	.000	31-62	.500	193	9.2
2007-08	29	115-230	.500	0-0	.000	49-92	.533	279	9.6
2006-07	32	110-206	.534	0-0	.000	54-84	.643	274	8.6
<b>Totals</b>	<b>116</b>	<b>514-1003</b>	<b>.512</b>	<b>0-4</b>	<b>.000</b>	<b>264-445</b>	<b>.593</b>	<b>1,292</b>	<b>11.1</b>



### Deng Gai - 1,268 Points - 2002-05

Season	Gms	FG-A	Pct.	3pt-A	Pct.	FT-A	Pct.	Pts	Avg
2004-05	30	157-331	.474	19-57	.333	83-115	.722	416	13.9
2003-04	16	80-194	.412	12-40	.300	41-57	.719	213	13.3
2002-03	25	111-205	.541	18-48	.375	79-110	.718	319	12.9
2001-02	29	114-247	.462	24-73	.329	68-86	.791	320	11.0
<b>Totals</b>	<b>100</b>	<b>462-977</b>	<b>.473</b>	<b>73-218</b>	<b>.334</b>	<b>271-368</b>	<b>.736</b>	<b>1,268</b>	<b>12.6</b>




### Kevin George - 1,265 Points - 1990-93

Season	Gms	FG-A	Pct.	3pt-A	Pct.	FT-A	Pct.	Pts	Avg
1992-93	26	110-259	.429	43-117	.368	63-85	.741	326	12.5
1991-92	28	137-347	.395	55-142	.387	85-101	.842	414	14.8
1990-91	27	135-318	.429	25-76	.329	63-94	.670	358	13.3
1989-90	28	73-163	.448	0-3	.000	21-32	.656	167	6.0
<b>Totals</b>	<b>109</b>	<b>455-1087</b>	<b>.419</b>	<b>123-338</b>	<b>.364</b>	<b>234-312</b>	<b>.750</b>	<b>1,265</b>	<b>11.6</b>


# Fairfield Basketball 2020-21

## Fairfield 1,000-Point Scorers



### Pat Yerina - 1,255 Points - 1983-86

Season	Gms	FG-A	Pct.	3pt-A	Pct.	FT-A	Pct.	Pts	Avg
1985-86	31	181-322	.562	-----	---	109-143	.762	471	15.2
1984-85	28	101-208	.486	-----	---	43-64	.672	245	8.8
1983-84	28	130-282	.461	-----	---	41-55	.745	301	10.8
1982-83	28	101-206	.490	-----	---	36-48	.750	238	8.5
<b>Totals</b>	<b>115</b>	<b>513-1018</b>	<b>.504</b>	<b>-----</b>	<b>---</b>	<b>229-310</b>	<b>.739</b>	<b>1,255</b>	<b>10.9</b>



### Pete DeBisschop - 1,219 Points - 1980-83

Season	Gms	FG-A	Pct.	3pt-A	Pct.	FT-A	Pct.	Pts	Avg
1982-83	28	203-324	.627	-----	---	137-180	.761	543	19.4
1981-82	29	142-248	.573	-----	---	87-124	.702	371	12.8
1980-81	26	64-114	.561	-----	---	34-52	.654	162	6.2
1979-80	27	62-129	.481	-----	---	19-34	.559	143	5.3
<b>Totals</b>	<b>110</b>	<b>471-815</b>	<b>.578</b>	<b>-----</b>	<b>---</b>	<b>277-390</b>	<b>.710</b>	<b>1,219</b>	<b>11.0</b>



### Darren Phillip - 1,218 Points - 1997-00

Season	Gms	FG-A	Pct.	3pt-A	Pct.	FT-A	Pct.	Pts	Avg
1999-00	29	154-286	.538	0-0	.000	153-208	.736	461	15.9
1998-99	27	157-279	.563	0-1	.000	137-201	.682	451	16.7
1997-98	20	80-149	.537	0-0	.000	53-96	.552	213	10.7
1996-97	16	37-85	.435	0-0	.000	19-45	.422	93	5.8
<b>Totals</b>	<b>92</b>	<b>428-799</b>	<b>.536</b>	<b>0-1</b>	<b>.000</b>	<b>362-550</b>	<b>.658</b>	<b>1,218</b>	<b>13.1</b>



### Nick Macarchuk - 1,217 Points - 1961-63

Season	Gms	FG-A	Pct.	3pt-A	Pct.	FT-A	Pct.	Pts	Avg
1962-63	24	158-313	.516	-----	---	122-179	.678	438	18.2
1961-62	25	150-286	.524	-----	---	106-156	.679	406	16.2
1960-61	24	139-288	.440	-----	---	95-144	.670	373	15.5
<b>Totals</b>	<b>73</b>	<b>447-887</b>	<b>.504</b>	<b>-----</b>	<b>---</b>	<b>323-479</b>	<b>.674</b>	<b>1,217</b>	<b>16.7</b>


# Fairfield Basketball 2020-21

## Fairfield 1,000-Point Scorers



### James Brown - 1,199 Points - 1965-69

Season	Gms	FG-A	Pct.	3pt-A	Pct.	FT-A	Pct.	Pts	Avg
1964-65	21	160-343	.470	-----	---	104-135	.770	424	20.2
1965-66	24	178-377	.443	-----	---	62-84	.734	418	17.4
1968-69	26	141-349	.404	-----	---	75-106	.707	357	13.7
<b>Totals</b>	<b>71</b>	<b>479-1069</b>	<b>.448</b>	<b>-----</b>	<b>---</b>	<b>241-325</b>	<b>.742</b>	<b>1,199</b>	<b>16.9</b>




### Harold Brantley - 1,191 Points - 1988-91

Season	Gms	FG-A	Pct.	3pt-A	Pct.	FT-A	Pct.	Pts	Avg
1990-91	28	115-249	.462	0-0	.000	54-114	.474	284	10.1
1989-90	29	125-250	.500	0-0	.000	90-196	.459	340	11.7
1988-89	26	124-218	.569	0-0	.000	74-138	.536	322	12.4
1987-88	28	87-180	.483	0-0	.000	71-138	.514	245	8.8
<b>Totals</b>	<b>111</b>	<b>451-897</b>	<b>.503</b>	<b>0-0</b>	<b>.000</b>	<b>289-586</b>	<b>.493</b>	<b>1,191</b>	<b>10.7</b>



### Ray Kelly - 1,169 Points - 1972-75

Season	Gms	FG-A	Pct.	3pt-A	Pct.	FT-A	Pct.	Pts	Avg
1974-75	27	161-329	.489	-----	---	111-142	.782	433	16.0
1973-74	26	152-312	.487	-----	---	68-91	.747	372	14.2
1972-73	27	130-263	.494	-----	---	104-144	.722	364	13.5
<b>Totals</b>	<b>80</b>	<b>443-904</b>	<b>.490</b>	<b>-----</b>	<b>---</b>	<b>283-377</b>	<b>.750</b>	<b>1,169</b>	<b>14.6</b>




### Pat Burke - 1,140 Points - 1964-66

Season	Gms	FG-A	Pct.	3pt-A	Pct.	FT-A	Pct.	Pts	Avg
1965-66	17	104-294	.354	-----	---	47-63	.746	255	15.0
1964-65	20	157-358	.440	-----	---	92-133	.690	406	20.3
1963-64	25	193-422	.457	-----	---	93-141	.652	479	19.2
<b>Totals</b>	<b>62</b>	<b>454-1074</b>	<b>.423</b>	<b>-----</b>	<b>---</b>	<b>232-337</b>	<b>.688</b>	<b>1,140</b>	<b>18.4</b>

# Fairfield Basketball 2020-21

## Fairfield 1,000-Point Scorers



### Scott Sytulek - 1,117 Points - 1991-95

Season	Gms	FG-A	Pct.	3pt-A	Pct.	FT-A	Pct.	Pts	Avg
1994-95	22	98-198	.495	27-68	.397	39-54	.722	262	11.9
1993-94	24	109-217	.502	19-52	.365	47-79	.595	284	11.8
1992-93	27	104-237	.439	25-76	.329	60-86	.698	293	10.9
1991-92	DNP								
1990-91	28	108-259	.417	4-32	.125	58-90	.644	278	9.9
<b>Totals</b>	<b>101</b>	<b>419-911</b>	<b>.460</b>	<b>75-228</b>	<b>.329</b>	<b>204-309</b>	<b>.660</b>	<b>1,117</b>	<b>11.1</b>



### Mike Branch - 1,113 Points - 1964-66

Season	Gms	FG-A	Pct.	3pt-A	Pct.	FT-A	Pct.	Pts	Avg
1965-66	22	139-333	.417	-----	---	86-121	.710	364	16.5
1964-65	13	81-174	.470	-----	---	58-70	.830	220	16.9
1963-64	25	205-486	.421	-----	---	119-165	.721	529	21.2
<b>Totals</b>	<b>60</b>	<b>425-993</b>	<b>.428</b>	<b>-----</b>	<b>---</b>	<b>263-356</b>	<b>.739</b>	<b>1,113</b>	<b>18.6</b>



### Jermaine Clark - 1,086 Points - 1999-01

Season	Gms	FG-A	Pct.	3pt-A	Pct.	FT-A	Pct.	Pts	Avg
2000-01	26	80-233	.343	45-146	.308	96-129	.744	301	11.6
1999-00	29	111-323	.344	53-179	.296	77-108	.713	352	12.1
1998-99	27	137-381	.360	69-218	.317	90-158	.570	433	16.0
<b>Totals</b>	<b>82</b>	<b>328-937</b>	<b>.350</b>	<b>167-543</b>	<b>.307</b>	<b>263-395</b>	<b>.666</b>	<b>1,086</b>	<b>13.2</b>



### Jonathan Han - 1,072 Points - 2007-09

Season	Gms	FG-A	Pct.	3pt-A	Pct.	FT-A	Pct.	Pts	Avg
2008-09	21	81-204	.397	45-116	.388	56-79	.709	263	12.5
2007-08	30	112-236	.475	55-123	.447	73-96	.760	352	11.7
2006-07	32	73-203	.360	26-97	.268	73-93	.708	245	7.7
2005-06	28	70-171	.409	31-76	.408	41-66	.621	212	7.6
<b>Totals</b>	<b>111</b>	<b>336-814</b>	<b>.413</b>	<b>157-412</b>	<b>.381</b>	<b>243-334</b>	<b>.728</b>	<b>1,072</b>	<b>9.7</b>

# Fairfield Basketball 2020-21

## Fairfield 1,000-Point Scorers

### Ed Diskowski - 1,063 Points - 1954-59

Season	Gms	FG-A	Pct.	3pt-A	Pct.	FT-A	Pct.	Pts	Avg
1958-59	18	127-338	.350	-----	---	46-58	.690	300	16.7
1957-58	21	141		-----	---	69-91	.758	351	16.7
1954-55	20	111		-----	---	30		252	12.6
1953-54								160	
<b>Totals</b>								<b>1,063</b>	

### Bob Gerwien - 1,062 Points - 1952-55

Season	Gms	FG-A	Pct.	3pt-A	Pct.	FT-A	Pct.	Pts	Avg
1954-55	20	79		-----	---	87		245	12.3
1953-54	20	109				68		286	14.3
1952-53	18	103		-----	---	71		277	15.4
1951-52	18	94				68		254	14.1
<b>Totals</b>	<b>76</b>	<b>385</b>				<b>294</b>		<b>1,062</b>	<b>13.9</b>

### DeWitt Maxwell - 1,051 Points - 2003-06

Season	Gms	FG-A	Pct.	3pt-A	Pct.	FT-A	Pct.	Pts	Avg
2005-06	20	70-147	.476	0-0	.000	51-66	.773	191	9.6
2004-05	30	127-239	.531	1-8	.125	83-120	.692	338	11.3
2003-04	30	126-252	.500	3-24	.125	72-107	.673	327	10.9
2002-03	31	71-153	.464	9-28	.321	44-66	.667	195	6.3
<b>Totals</b>	<b>111</b>	<b>394-791</b>	<b>.498</b>	<b>13-60</b>	<b>.217</b>	<b>250-359</b>	<b>.702</b>	<b>1,051</b>	<b>9.5</b>



### Joe Kehoe - 1,050 Points - 1949-52

Season	Gms	FG-A	Pct.	3pt-A	Pct.	FT-A	Pct.	Pts	Avg
1951-52	19			-----	---			206	10.9
1950-51	24			-----				306	12.7
1949-50	21	89		-----	---	53		231	11.0
1948-49	21			-----	---			307	13.9
<b>Totals</b>	<b>85</b>							<b>1,050</b>	<b>12.3</b>



# Fairfield Basketball 2020-21

## Fairfield 1,000-Point Scorers



### Drew Henderson - 1,050 Points - 1989-93

Season	Gms	FG-A	Pct.	3pt-A	Pct.	FT-A	Pct.	Pts	Avg
1992-93	26	87-201	.433	0-1	.000	71-122	.582	245	9.4
1991-92	28	154-358	.430	0-0	.000	109-181	.602	417	14.9
1990-91	25	81-171	.474	0-1	.000	67-116	.578	229	8.2
1989-90	29	57-125	.456	0-1	.000	45-80	.563	159	5.5
<b>Totals</b>	<b>108</b>	<b>379-855</b>	<b>.443</b>	<b>0-3</b>	<b>.000</b>	<b>292-499</b>	<b>.585</b>	<b>1,050</b>	<b>9.7</b>




### Yorel Hawkins - 1,043 Points - 2008-11

Season	Gms	FG-A	Pct.	3pt-A	Pct.	FT-A	Pct.	Pts	Avg
2010-11	33	133-300	.443	3-18	.167	63-83	.759	332	10.1
2009-10	19	104-208	.500	4-17	.235	66-82	.805	278	14.6
2008-09	32	92-227	.405	5-25	.200	81-117	.692	270	8.4
2007-08	26	52-142	.366	15-42	.357	44-53	.830	163	6.3
<b>Totals</b>	<b>110</b>	<b>381-877</b>	<b>.434</b>	<b>27-102</b>	<b>.265</b>	<b>254-335</b>	<b>.758</b>	<b>1,043</b>	<b>9.5</b>



### Johnnie Jones - 1,029 Points - 1991-94

Season	Gms	FG-A	Pct.	3pt-A	Pct.	FT-A	Pct.	Pts	Avg
1993-94	27	69-157	.439	10-37	.270	44-75	.587	192	7.1
1992-93	27	72-180	.400	8-28	.286	61-107	.570	213	7.9
1991-92	28	89-213	.418	10-46	.217	89-115	.774	277	9.9
1990-91	28	119-311	.383	11-51	.216	98-134	.731	347	12.4
<b>Totals</b>	<b>110</b>	<b>349-861</b>	<b>.405</b>	<b>39-162</b>	<b>.241</b>	<b>292-431</b>	<b>.677</b>	<b>1,029</b>	<b>9.4</b>



### Ralph Rehn - 1,023 Points - 1973-75

Season	Gms	FG-A	Pct.	3pt-A	Pct.	FT-A	Pct.	Pts	Avg
1974-75	26	170-338	.503	-----	---	80-114	.702	420	16.2
1973-74	26	166-325	.511	-----	---	67-88	.761	399	15.3
1972-73	25	80-155	.516	-----	---	44-62	.710	204	8.2
<b>Totals</b>	<b>77</b>	<b>416-818</b>	<b>.509</b>	<b>-----</b>	<b>---</b>	<b>191-264</b>	<b>.723</b>	<b>1,023</b>	<b>13.2</b>


# Fairfield Basketball 2020-21

## Fairfield 1,000-Point Scorers




### Wayne Gibbons - 1,016 Points - 1968-70

Season	Gms	FG-A	Pct.	3pt-A	Pct.	FT-A	Pct.	Pts	Avg
1969-70	26	141-350	.403	-----	---	174-227	.766	456	17.5
1968-69	26	110-244	.450	-----	---	129-166	.777	349	13.4
1967-68	25	77-214	.359	-----	---	57-87	.655	211	8.4
<b>Totals</b>	<b>77</b>	<b>328-808</b>	<b>.406</b>	-----	---	<b>360-480</b>	<b>.750</b>	<b>1,016</b>	<b>13.2</b>



### Jack O'Connell - 1,016 Points - 1953-55

Season	Gms	FG-A	Pct.	3pt-A	Pct.	FT-A	Pct.	Pts	Avg
1954-55	20	158		-----	---	90		406	20.3
1953-54	20			-----	---			267	13.3
1952-53	18	100		-----	---	39		239	13.2
1951-52	19							104	5.5
<b>Totals</b>								<b>1,016</b>	<b>13.2</b>



### Jonathan Kasibabu - 1,006 Points - 2016-19

Season	Gms	FG-A	Pct.	3pt-A	Pct.	FT-A	Pct.	Pts	Avg
2018-19	31	123-222	.554	8-30	.267	74-105	.705	328	10.6
2017-18	32	104-154	.675	9-22	.409	72-107	.673	289	9.0
2016-17	31	76-130	.585	5-18	.278	37-64	.578	194	6.9
2015-16	33	73-142	.514	5-15	.333	44-67	.657	195	5.9
<b>Totals</b>	<b>127</b>	<b>376-648</b>	<b>.580</b>	<b>27-85</b>	<b>.318</b>	<b>227-343</b>	<b>.662</b>	<b>1,006</b>	<b>7.9</b>

# Fairfield Basketball 2020-21

## Career Records

### Points

	Player	Pts.	Years
1.	Tyler Nelson	2172	14-18
2.	Tony George	2006	82-86
3.	Joe DeSantis	1916	75-79
4.	Derek Needham	1875	10-13
5.	Marcus Gilbert	1661	13-16
6.	Troy Bradford	1648	85-89
7.	Mark Young	1643	75-79
8.	Greg Francis	1570	93-97
9.	Terrance Todd	1530	03-06
10.	George Groom	1486	70-73
11.	Jeff Gromos	1429	83-87
12.	Shannon Bowman	1421	94-97
13.	Frank Magaletta	1399	67-70
14.	Jerome Williams	1371	76-80
15.	Bob Hutter	1315	60-63
16.	A.J. Wynder	1313	83-87
17.	Maurice Barrow	1309	10-14
18.	Anthony Johnson	1292	07-10
19.	Deng Gai	1268	02-05
20.	Kevin George	1265	89-93
21.	Pat Yerina	1255	82-86
22.	Pete DeBisschop	1219	79-83
23.	Darren Phillip	1218	97-00
24.	Nick Macarchuk	1217	60-63
25.	Jim Brown	1199	64-69
26.	Harold Brantley	1191	88-91
27.	Ray Kelly	1167	72-75
28.	Pat Burke	1140	63-66
29.	Scott Sytulek	1117	90-95
30.	Mike Branch	1113	63-66
31.	Jermaine Clark	1086	99-01
32.	Jonathan Han	1072	06-09
33.	Ed Diskowski	1063	53-59
34.	Bob Gerwien	1062	51-55
35.	DeWitt Maxwell	1051	03-06
36.	Joe Kehoe	1050	48-52
	Drew Henderson	1050	88-93
38.	Yorel Hawkins	1043	08-11
39.	Johnnie Jones	1029	90-94
40.	Ralph Rehn	1023	72-75
41.	Jack O'Connell	1016	52-55
	Wayne Gibbons	1016	67-70
43.	Jonathan Kasibabu	1006	16-19

NOTE: Three players finished with more than 1,000 points after starting at other schools: Kim Fisher (1,338 points, 745 at Fairfield and 593 at Essex CC); Danny Odums (1,305 points, 677 at Fairfield and 628 at Austin Peay); Richie O'Connor (1,001 points, 451 at Fairfield and 550 at Duke)

### Scoring Average

	Player (Gms)	Avg.	Years
1.	George Groom (75)	19.8	70-73
2.	Frank Magaletta (72)	19.4	67-70
3.	Mike Branch (60)	18.6	63-66
4.	Joe DeSantis (104)	18.42	75-79
5.	Pat Burke (62)	18.38	63-66
6.	Bob Hutter (73)	18.0	60-63
7.	Tony George (115)	17.4	83-86
8.	Tyler Nelson (127)	17.1	14-18
9.	Jim Brown (71)	16.9	64-66
10.	Nick Macarchuk (73)	16.7	60-63
11.	Mark Young (106)	15.6	75-79

### Games Played

	Player	Gms	Years
1.	Colin Nickerson	138	09-13
2.	Maurice Barrow	137	10-14
3.	Ryan Olander	136	08-12
4.	Derek Needham	131	10-13
5.	Jonathan Kasibabu	127	16-19
	Tyler Nelson	127	14-18
	Marcus Gilbert	127	13-16
8.	Tyquawn Goode	120	02-05
	Herbie Allen	120	05-09
10.	Amadou Sidibe	119	12-17

### Free Throws Made

	Player	FTs	Years
1.	Mark Young	543	75-79
2.	Tony George	510	82-86
3.	Tyler Nelson	495	14-18
4.	Joe DeSantis	462	75-79
5.	Shannon Bowman	373	94-97
6.	Darren Phillip	362	97-00
7.	Wayne Gibbons	360	67-70
	Troy Bradford	360	85-89
	Jeff Gromos	357	83-87
	Marcus Gilbert	357	13-16
11.	Greg Francis	350	94-97
	Tim O'Toole	350	82-87

### Free Throws Attempted

	Player	FTA	Years
1.	Mark Young	697	75-79
2.	Tony George	660	82-86
3.	Harold Brantley	586	88-91
4.	Tyler Nelson	568	14-18
5.	Darren Phillip	550	97-00
6.	Joe DeSantis	544	75-79
7.	Shannon Bowman	524	94-97
8.	Tim O'Toole	514	82-87
9.	Drew Henderson	489	89-93
10.	Wayne Gibbons	480	67-70
11.	Nick Macarchuk	479	60-63

### Free Throw Percentage

	Player	FT%	Years
1.	Tyler Nelson	.871	14-18
2.	Joe DeSantis	.849	75-79
3.	Mike Van Schaick	.834	04-07
4.	A.J. Wynder	.832	83-87
5.	Jeff Gromos	.810	83-87
6.	Terrance Todd	.801	03-06
7.	George Groom	.798	70-73
8.	Kim Fisher	.795	76-78
9.	Pete DeBisschop	.787	79-83
10.	Larry Cirina	.786	65-68
11.	Billy Pritz	.785	64-67

### Field Goals Made

	Player	FGs	Years
1.	Tony George	748	82-86
2.	Joe DeSantis	727	75-79
3.	Tyler Nelson	681	14-18
4.	George Groom	634	70-73
5.	Derek Needham	628	10-13
6.	Troy Bradford	597	85-89
7.	Frank Magaletta	574	67-70
8.	Terrance Todd	557	03-06
9.	Jerome Williams	553	76-80
10.	Mark Young	550	75-79

### Field Goals Attempted

	Player	FGA	Years
1.	Tony George	1,670	82-86
2.	Derek Needham	1,642	09-13
3.	Tyler Nelson	1,586	14-18
4.	Joe DeSantis	1,483	75-79
6.	Troy Bradford	1,406	85-89
7.	George Groom	1,394	70-73
8.	Terrance Todd	1,331	02-06
9.	Frank Magaletta	1,278	67-70
10.	Marcus Gilbert	1,246	13-16
11.	Greg Francis	1,201	94-97

### Field Goal Percentage

	Player	FG%	Years
1.	Hank Foster	.582	78-82
2.	Jonathan Kasibabu	.580	16-19
3.	Pete DeBisschop	.578	79-83
4.	Mark Young	.558	75-79
5.	Shannon Bowman	.547	94-97
6.	Jerome Williams	.537	76-80
7.	Darren Phillip	.536	97-00
8.	Steve Balkun	.520	74-78

### Most 3-Pt. FGs Made

	Player	3pts	Years
1.	Tyler Nelson	315	14-18
2.	Derek Needham	281	10-13
3.	Marcus Gilbert	242	13-16
4.	Greg Francis	230	94-97
5.	Tyler Nelson	211	14-Pres.
6.	Jermaine Clark	167	99-01
7.	Mike Evanovich	165	08-10
8.	Mike Van Schaick	163	04-07
9.	Kyle Commodore	162	96-99
10.	Jonathan Han	157	06-09

### 3-Pt. FGs Attempted

	Player	Atts.	Years
1.	Derek Needham	849	10-13
2.	Tyler Nelson	844	14-18
3.	Marcus Gilbert	675	13-16
4.	Greg Francis	647	94-97
5.	Jermaine Clark	543	99-01
6.	Kyle Commodore	531	96-99
7.	Jonathan Han	412	06-09
8.	Mike Evanovich	410	08-10
	Mike Van Schaick	410	04-07
10.	Landon Taliaferro	405	17-19

### 3-Pt. FG Percentage

	Player	Pct.	Years
1.	Mike Evanovich	.402	08-10
2.	Mike Van Schaick	.397	04-07
3.	Craig Martin	.390	90-94
4.	Jonathan Han	.381	06-09
5.	Landon Taliaferro	.378	17-19
6.	Tyler Nelson	.373	14-18
7.	Michael Bell	.369	03-06
8.	Tyquawn Goode	.366	02-05
9.	Kevin George	.364	89-93
10.	Marcus Gilbert	.358	13-16

### Rebounds

	Player	Rebs	Years
1.	Drew Henderson	1,080	89-93
2.	Mike Branch	978	63-66
3.	Nick Macarchuk	942	60-63
4.	Art Crawford	913	58-61
5.	Darren Phillip	868	97-00
6.	Amadou Sidibe	855	12-17
7.	Anthony Johnson	853	07-10
8.	Steve Balkun	842	74-78
9.	Mark Young	808	75-79
10.	Harold Brantley	797	88-91

### Assists

	Player	Assts	Years
1.	John Ryan	675	71-74
2.	Joe DeSantis	667	75-79
3.	Derek Needham	537	10-13
4.	Jonathan Han	526	06-09
5.	A.J. Wynder	522	83-87
6.	Tony George	455	82-86
7.	Tyquawn Goode	450	02-05
8.	Marvin Walters	419	86-90
9.	Jerome Segura	417	14-18
10.	Johnnie Jones	413	90-94

### Blocks

	Player	Blks	Years
1.	Deng Gai	444	02-05
2.	Ryan Olander	206	08-12
3.	Anthony Johnson	200	07-10
4.	Harold Brantley	185	88-91
5.	Didier Boucard	165	95-98
6.	Rob Thomson	147	01-04
7.	Jonathan Kasibabu	141	16-19
8.	Drew Henderson	124	90-93

# Fairfield Basketball 2020-21

## Season Records

### Points

	Player	Pts.	Year
1.	Tyler Nelson	732	17-18
2.	Tony George	630	85-86
3.	Rakim Sanders	615	11-12
4.	Troy Bradford	614	87-88
5.	Tyler Nelson	604	16-17
6.	Troy Bradford	572	88-89
7.	Derek Needham	558	09-10
8.	Anthony Johnson	546	09-10
	Frank Magaletta	546	69-70
10.	Joe DeSantis	544	77-78

### 3-Point Attempts

	Player	Att.	Year
1.	Tyler Nelson	295	17-18
2.	Ferron Flavors Jr.	283	17-18
3.	Derek Needham	239	12-13
4.	Derek Needham	236	10-11
5.	Mike Van Schaick	222	06-07
6.	Jermaine Clark	218	98-99
7.	Landon Taliaferro	213	18-19
8.	Marcus Gilbert	209	15-16
9.	Tyler Nelson	207	16-17
	Greg Francis	207	95-96
11.	Marcus Gilbert	199	13-14

### Rebounds

	Player	Reb.	Year
1.	Darren Phillip	405	99-00
2.	Mike Branch	404	63-64
3.	Art Crawford	382	59-60
4.	Mark Frazer	377	70-71
5.	Mike Branch	366	65-66
6.	Nick Macarchuk	357	61-62
7.	Anthony Johnson	334	09-10
8.	Drew Henderson	318	91-92
9.	Jim Roche	315	54-55
10.	Rakim Sanders	303	11-12

### Field Goals Made

	Player	FGs	Year
1.	Rakim Sanders	235	11-12
2.	Tyler Nelson	230	17-18
3.	Tony George	226	85-86
4.	Frank Magaletta	224	69-70
	George Groom	224	71-72
6.	Troy Bradford	217	87-88
7.	George Groom	214	72-73
8.	Anthony Johnson	208	09-10
9.	Joe DeSantis	207	77-78
10.	Mike Branch	205	63-64
11.	Pete DeBisschop	203	82-83
12.	Terrance Todd	201	05-06

### 3-Point Percentage

	Player	Pct.	Year
1.	Mike Evanovich	.471	09-10
2.	Shane Miller	.467	95-96
3.	Marvin Walters	.462	87-88
4.	Craig Martin	.451	93-94
5.	Jonathan Han	.447	06-07
6.	Tyquawn Goode	.446	02-03
7.	Troy Bradford	.443	87-88
8.	Herbie Allen	.436	05-06
9.	Craig Martin	.435	92-93
10.	Mike Van Schaick	.430	05-06

### Scoring Average

	Player (Games)	Avg.	Year
1.	Troy Bradford (28)	22.7	87-88
2.	Tyler Nelson	22.2	17-18
3.	George Groom (25)	21.2	71-72
	Mike Branch (25)	21.2	63-64
5.	Frank Magaletta (26)	21.0	69-70
6.	Mark Young (26)	20.9	78-79
7.	Troy Bradford (28)	20.4	88-89
8.	Tony George (31)	20.3	85-86
	Pat Burke (20)	20.3	64-65
	Jack O'Connell (20)	20.3	54-55
11.	Jeff Gromos (24)	20.2	86-87
	Jim Brown (21)	20.2	64-65
13.	Joe DeSantis (27)	20.1	77-78
14.	George Groom (23)	20.0	70-71

### Field Goals Attempted

	Player	Atts.	Year
1.	Tyler Nelson	547	17-18
2.	Frank Magaletta	511	60-70
3.	Derek Needham	490	09-10
	George Groom	490	71-72
5.	Tony George	488	85-86
6.	Mike Branch	486	63-64
	Troy Bradford	486	87-88
8.	Troy Bradford	475	88-89
9.	Rakim Sanders	470	11-12
10.	George Groom	468	72-73

### Free Throws Made

	Player	FTs	Year
1.	Mark Young	193	78-79
2.	Tony George	178	85-86
3.	Wayne Gibbons	174	69-70
4.	Tyler Nelson	168	17-18
5.	Mark Young	163	77-78
6.	Darren Phillip	153	99-00
7.	Troy Bradford	152	88-89
8.	Tyler Nelson	147	15-16
9.	Hank Foster	144	81-82
10.	Marcus Gilbert	143	14-15

### Blocks

	Player	Blks	Year
1.	Deng Gai	165	04-05
2.	Deng Gai	117	01-02
3.	Deng Gai	96	02-03
4.	Anthony Johnson	82	09-10
5.	Ryan Olander	69	10-11
6.	Ryan Olander	68	11-12
7.	Deng Gai	66	03-04
8.	Didier Boucard	56	97-98
	Didier Boucard	56	98-99

### Field Goal Percentage

	Player	Pct.	Year
1.	Jonathan Kasibabu	.675	17-18
2.	Mark Young	.629	77-78
3.	Pete DeBisschop	.627	82-83
4.	Hank Foster	.609	81-82
5.	A.J. Wynder	.588	85-86
6.	Mark Young	.587	78-79
7.	Jonathan Kasibabu	.585	16-17
	Shannon Bowman	.585	93-94
9.	Barry Gunderson	.582	79-80
10.	Mike Palazzi	.575	80-81
	Steve Balkun	.575	77-78

### Free Throw Percentage

	Player	Pct.	Year
1.	Joe DeSantis	.892	76-77
2.	Tyler Nelson	.880	17-18
	Tyler Nelson	.880	15-16
4.	Jeff Gromos	.863	83-84
5.	Mike Van Schaick	.863	06-07
6.	Mike Van Schaick	.857	05-06
7.	Tyler Nelson	.856	16-17
8.	A.J. Wynder	.855	85-86
9.	Phil Rogers	.848	72-73
10.	Joe DeSantis	.844	77-78
	George Groom	.844	71-72
	Bob Hutter	.844	61-62

### 3-Point FGs Made

	Player	FGs	Year
1.	Tyler Nelson	104	17-18
2.	Ferron Flavors Jr.	95	17-18
3.	Landon Taliaferro	90	18-19
3.	Mike Van Schaick	88	06-07
4.	Tyler Nelson	81	16-17
5.	Greg Francis	80	95-96
6.	Derek Needham	78	12-13
	Marcus Gilbert	78	15-16
8.	Derek Needham	73	10-11
	Marcus Gilbert	73	13-14
10.	Derek Needham	72	11-12

### Assists

	Player	A	Year
1.	John Ryan	301	73-74
2.	John Ryan	245	72-73
3.	Joe DeSantis	187	77-78
4.	Jonathan Han	186	06-07
5.	Joe DeSantis	183	78-79
6.	Derek Needham	177	09-10
	Joe DeSantis	177	76-77
8.	Danny Odums	175	74-75
9.	Marvin Walters	172	88-89
10.	Jerome Segura	160	15-16