

# FAIRFIELD



Assistant Director of Communications - Video (WBB Contact): Ivey Speight | Cell: 203-912-2032 | Email: ispeight@fairfield.edu  
Website: FairfieldStags.com | Twitter: @StagsWBBall | Instagram: @FairfieldWBB | Facebook: @FairfieldWomensBasketball

Games 4-6

November 23-25, 2018 • 4:00 p.m. • Providence, R.I. • Pizzitola Sports Center (2,800)

**Fairfield Stags**  
2-1, 0-0 MAAC

Head Coach: Joe Frager  
Record at Fairfield: 204-146 (12th)  
Career Record: 393-229 (21st)  
Top Scorer: Katie Armstrong (15.3 ppg)  
Top Rebounder: Khadidiatou Diouf (6.7 rpg)



VS



**Brown Bears**  
3-2, 0-0 Ivy

Head Coach: Sarah Behn  
Record at Brown: 60-58 (Fifth)  
Career Record: 149-181 (13th)  
Top Scorer: Justine Gaziano (19.8 ppg)  
Top Rebounder: Justine Gaziano (7.0 rpg)

## 2018-19 SCHEDULE

OVERALL: 2-1 MAAC: 0-0  
HOME: 1-0 AWAY: 1-1 NEUTRAL: 0-0

### NOVEMBER

Fri. 9	at Richmond	W, 58-40
Tue. 13	LIU Brooklyn	W, 71-43
Sat. 17	at Xavier	L, 48-35
Fri. 23	at Brown*	4:00pm
Sat. 24	Bucknell*	4:00pm
Sun. 25	UMass*	3:00pm

### DECEMBER

Sun. 2	William & Mary	2:00pm
Wed. 5	Northeastern	7:00pm
Sun. 9	at Dartmouth	2:00pm
Thu. 20	Furman+	3:00pm
Fri. 21	UIC+	3:00pm

### JANUARY

Thu. 3	at Quinnipiac*	7:00pm
Sun. 6	at Rider*	2:00pm
Sat. 12	Marist*	2:00pm
Tue. 15	Saint Peter's*	11:00am
Fri. 18	at Canisius*	7:00pm
Sun. 20	at Niagara*	1:00pm
Thu. 24	at Iona*	7:00pm
Tue. 29	Siena*	7:00pm

### FEBRUARY

Fri. 1	at Manhattan*	7:00pm
Sun. 3	Monmouth*	2:00pm
Thu. 7	Canisius*	7:00pm
Sat. 9	Niagara*	5:00pm
Thu. 14	at Siena*	7:00pm
Sun. 17	Quinnipiac*	2:00pm
Tue. 19	at Marist*	7:00pm
Fri. 22	at Saint Peter's*	7:00pm
Sun. 24	Iona*	1:00pm

### MARCH

Sat. 2	Rider*	2:00pm
Thu- 7-11	MAAC Championships	TBA
Mon	at Albany, N.Y.	

\*- MAAC Game

& - Turkey Tip-off at Providence, R.I.

+ - South Point Holiday Hoops Classic at Las Vegas, Nev.

## Game Information

Promotions: Turkey Tip-off  
Live Stats: BrownBears.com

Watch On: ESPN+  
Listen: N/A

## Series History

Fairfield Record:.....6-1  
At Home:.....4-1  
On Road:.....2-0  
At Neutral Site:.....0-0  
Frager Era:.....2-0  
First Meeting:.....12/3/1984  
Current Streak:.....Fairfield win 3

### Last Five Meetings:

Date	Result	Location
11/13/12	W, 49-34	Fairfield
11/30/11	W, 63-55	Providence
11/19/06	W, 75-65	Providence
11/18/05	L, 72-62	Bridgeport
11/27/93	W, 85-81 (OT)	Fairfield

## Projected Starters



### 2 • SAM KRAMER

5-6 • G • Jr. • Bernardsville, N.J.

PPG	RBD	AST	BLK	STL	FG%	3FG%	FT%
3.0	2.3	3.3	0.3	1.0	.250	.000	.750

NOTABLES: Stags leading returning scorer from 2017-18...Only two returning players in the MAAC hit more 3-pointers (54) than her last season



### 14 • CASEY FOLEY

5-8 • G • Sr. • Ardsley, N.Y.

PPG	RBD	AST	BLK	STL	FG%	3FG%	FT%
8.3	6.0	2.3	0.0	3.0	.450	.417	1.000

NOTABLES: Tallied 59 steals last season, the most by a Stag since 2011-12...Ranks 16th in program history with 74 3-pointers



### 30 • SAM LEWIS

5-11 • G • So. • Elkridge, Md.

PPG	RBD	AST	BLK	STL	FG%	3FG%	FT%
8.3	2.0	2.3	0.3	1.0	.474	.500	1.000

NOTABLES: Had career-high 14 points on 4-for-6 shooting from deep vs LIU...Both of her career double-digit games have come this year



### 15 • KATIE ARMSTRONG

6-2 • G/F • R-Jr. • Collegeville, Pa.

PPG	RBD	AST	BLK	STL	FG%	3FG%	FT%
15.3	3.7	0.7	0.0	1.7	.485	.250	.867

NOTABLES: Had career-high 20 points vs LIU Brooklyn...Entering her first season of eligibility with the Stags after transferring from Saint Joseph's.



### 13 • KHADIDIATOU DIOUF


6-3 • F • R-Sr. • Dakar, Senegal

PPG	RBD	AST	BLK	STL	FG%	3FG%	FT%
9.7	6.7	0.0	1.0	0.3	.423	.000	.875

NOTABLES: Preseason All-MAAC Third Team...Finished second on the team in rebounding (5.8) and third in scoring (9.6).

HEAD  
COACH

JOE  
FRAGER



12th SEASON AT FAIRFIELD | 21st SEASON OVERALL

CAREER RECORD School (Seasons)	OVERALL			CONFERENCE		
	W	L	%	W	L	%
SCSU (9)	189	83	.696	119	69	.633
Fairfield (10)	204	146	.583	132	74	.641
OVERALL (20)	393	229	.632	251	143	.637

YEAR-BY-YEAR RECORD

	CONFERENCE		POSTSEASON
	W-L	W-L	
SOUTHERN CONNECTICUT STATE			
1998-99	18-11	9-9	ECAC Tournament
1999-00	17-11	8-8	
2000-01	10-17	7-15	
2001-02	15-12	11-11	
2002-03	22-10	14-8	NCAA Regionals
2003-04	19-10	13-9	
2004-05	25-6	18-4	NCAA Regionals
2005-06	29-4	19-3	NCAA Regionals
2006-07	34-2	20-2	NCAA Championship
FAIRFIELD			
2007-08	22-9	11-7	
2008-09	18-13	12-6	
2009-10	20-14	11-7	WBI Second Round
2010-11	17-13	10-8	
2011-12	24-9	15-3	WNIT
2012-13	18-14	11-7	WBI Second Round
2013-14	22-11	15-5	WBI Semifinals
2014-15	15-16	13-7	
2015-16	16-15	11-9	WBI
2016-17	17-14	13-7	
2017-18	13-17	10-8	
2018-19	2-1	0-0	

CAREER MILESTONE WINS

#	TEAM	OPPONENT (DATE)	SCORE
1	SCSU	Molloy (11-18-98)	83-53
50	SCSU	NYIT (1-4-02)	81-67
100	SCSU	Le Moyne (2-24-04)	65-31
150	SCSU	St. Michael's (2-18-06)	50-34
200	Fairfield	Niagara (1-12-08)	81-65
250	Fairfield	Quinnipiac (11-12-10)	65-48
300	Fairfield	Iona (1-18-13)	60-54
350	Fairfield	Harvard (12-28-15)	67-50

NUMERICAL ROSTER						
#	NAME	POS	HT.	CLASS	HOMETOWN	HIGH SCHOOL (PREVIOUS)
2	Sam Kramer	G	5-6	Jr.	Bernardsville, N.J.	Gill St. Bernard's
11	Lou Lopez-Senechal	F	6-1	Fr.	Grenoble, France	NABA Academy
12	Eden Nibbelink	G/F	6-2	So.	Winona, Minn.	Winona
13	Khadidiatou Diouf	F	6-3	R-Sr.	Dakar, Senegal	Lake Forest Academy (IUPUI)
14	Casey Foley	G	5-8	Sr.	Ardsley, N.Y.	Ardsley
15	Katie Armstrong	G/F	6-2	R-Jr.	Collegeville, Pa.	Perikomen Valley (Saint Joseph's)
20	Kendra Landy	G	5-9	Sr.	Durham, Conn.	Mercy
22	Rachel Hakes	G	6-0	Fr.	Woodbury, Minn.	Woodbury
23	Callie Cavanaugh	F	6-1	R-So.	Holyoke, Mass.	Holyoke (Florida International)
30	Sam Lewis	G	5-11	So.	Elkridge, Md.	Howard
31	Meagan Morelli	F	5-10	So.	Nashua, N.H.	Bishop Guertin
32	Jazmine Carter	C	6-1	Fr.	Sicklerville, N.J.	Timber Creek
40	Molly Bauer	F	6-4	So.	Connellsville, Pa.	Connellsville
41	Andrea Hernangomez	F	6-1	Fr.	Madrid, Spain	Carmen Conde
44	Nicole Bus	F	6-1	Jr.	Bright's Grove, Ontario	Northern Collegiate

ALPHABETICAL ROSTER						
15	Katie Armstrong	G/F	6-2	R-Jr.	Collegeville, Pa.	Perikomen Valley (Saint Joseph's)
40	Molly Bauer	F	6-4	So.	Connellsville, Pa.	Connellsville
44	Nicole Bus	F	6-1	Jr.	Bright's Grove, Ontario	Northern Collegiate
32	Jazmine Carter	C	6-1	Fr.	Sicklerville, N.J.	Timber Creek
23	Callie Cavanaugh	F	6-1	R-So.	Holyoke, Mass.	Holyoke (Florida International)
13	Khadidiatou Diouf	F	6-3	R-Sr.	Dakar, Senegal	Lake Forest Academy (IUPUI)
14	Casey Foley	G	5-8	Sr.	Ardsley, N.Y.	Ardsley
22	Rachel Hakes	G	6-0	Fr.	Woodbury, Minn.	Woodbury
41	Andrea Hernangomez	F	6-1	Fr.	Madrid, Spain	Carmen Conde
2	Sam Kramer	G	5-6	Jr.	Bernardsville, N.J.	Gill St. Bernard's
20	Kendra Landy	G	5-9	Sr.	Durham, Conn.	Mercy
30	Sam Lewis	G	5-11	So.	Elkridge, Md.	Howard
11	Lou Lopez-Senechal	F	6-1	Fr.	Grenoble, France	NABA Academy
31	Meagan Morelli	F	5-10	So.	Nashua, N.H.	Bishop Guertin
12	Eden Nibbelink	G/F	6-2	So.	Winona, Minn.	Winona

COACHING STAFF	
Head Coach:	Joe Frager
Associate Head Coach:	Laura Scinto
Assistant Coach:	David Jollon
Assistant Coach:	Shireyl Moore
Director of Operations:	Casey Smith
	12th Season (UConn '84)
	12th Season (Bryant '89)
	Third Season (Thomas Edison State)
	First Season (Fairfield '09)
	First Season (Fairfield '16)

SUPPORT STAFF	
Athletic Director:	Paul Schlickmann
Athletic Trainer:	Kaila Harpin
Strength and Conditioning:	Jonathan Begley
Managers:	Anywaya Quashie, Daija Solano, Isabelle Forit
Media Relations:	Ivey Speight

PRONUNCIATION GUIDE	
Eden Nibbelink	Nib a link
Khadidiatou Diouf	Ha dija to Joof
Lou Lopez-Senechal	Sen-a-chaul
Kendra Landy	Lan-dee (rhymes with candy)



## MAAC STANDINGS

TEAM	MAAC			OVERALL		
	W	L	PCT	W	L	PCT
Marist	0	0	.000	3	0	1.000
Fairfield	0	0	.000	2	1	.667
Quinnipiac	0	0	.000	2	1	.667
Saint Peter's	0	0	.000	2	2	.500
Iona	0	0	.000	1	3	.250
Manhattan	0	0	.000	1	3	.250
Rider	0	0	.000	1	3	.250
Niagara	0	0	.000	1	4	.200
Canisius	0	0	.000	0	3	.000
Siena	0	0	.000	0	3	.000
Monmouth	0	0	.000	0	4	.000

## MAAC SCHEDULE

### 28 (Wednesday)

Canisius at Albany.....7:00 p.m.  
NJIT at Rider.....7:00 p.m.

### 29 (Thursday)

Colgate at Siena.....7:00 p.m.

### 30 (Friday)

Quinnipiac at Harvard.....7:00 p.m.  
Central Michigan at Iona.....7:00 p.m.  
Wagner at Saint Peter's.....7:00 p.m.  
Marist at Elon.....7:00 p.m.

### 1 (Saturday)

Florida Atlantic at Siena.....1:00 p.m.  
Youngstown State at Canisius.....2:00 p.m.  
Manhattan at Fordham.....2:00 p.m.  
Howard at Niagara.....3:00 p.m.

## FAIRFIELD QUICK FACTS

### School Information

Location	Fairfield, Conn.
Enrollment	5,138
President	Dr. Mark Nemec
Athletic Director	Paul Schlickmann
Founded	1942
Nickname/Mascot	Stags/Lucas
Colors	Cardinal Red
Affiliation	NCAA Division I
Conference	MAAC
Home Arena	Alumni Hall
Capacity	2,479



### Women's Basketball Information

Division I Seasons	37th (1981-82)
All-Time Record (Pct.)	637-470 (.575)
NCAA Appearances	Four
MAAC Regular Season Titles	Three
MAAC Tournament Titles	Three

### Team Information

2017-18 Record	13-17
2017-18 MAAC Record (Finish)	10-8 (Fourth)
2017-18 Home/Road/Neutral	8-5/5-10/0-2
Letterwinners Returning/Lost	10/5
Starters Returning/Lost	3/2
Newcomers	5

## Tale of the Tape

	Statistic	
2-1	Overall Record	3-2
0-0	Conference Record	0-0
54.7	Points Per Game	68.2
43.7	Opp. Points Per Game	73.0
.378	Field Goal Pct.	.369
.264	3-Pt Field Goal Pct.	.242
.889	Free Throw Pct.	.667
36.7	Rebounds Per Game	40.0
+5.7	Rebounding Margin	-5.6
14.7	Assists Per Game	12.2
9.7	Steals Per Game	12.0
4.0	Blocks Per Game	3.0
14.7	Turnovers Per Game	15.2
+2.7	Turnover Margin	+3.0

### LAST TIME OUT

- The Stags dropped their first game of the season, falling at Xavier 48-35. Fairfield struggled mightily on offense, shooting 22 percent for the game and just 1-for-17 (.059) from deep.
- Fairfield fell behind for the first time this season after hitting just one of their first 14 shots in the first quarter. Andrea Hernangomez was the first Stag to score at the 3:21 mark after the Stags had misfired on their first nine shots.
- As much as the Stags struggled on offense, they kept within striking distance with their defense that forced a season-high 22 turnovers.
- Katie Armstrong and Casey Foley were the lone Stags to enter double figures in scoring, finishing with a game-high 16 and 11 points respectively.

### BROWN SCOUTING REPORT

- The Bears have already played five games in their 2018-19 season, entering the Thanksgiving tournament with a 3-2 overall record. The Bears have finished with a winning non-conference record in three-straight seasons including a 12-1 non-league mark last year.
- Brown has a veteran roster returning this season which includes 86 percent of their scoring and 76 percent of its rebounding. The four captains on the squad have combined for over 3,000 points in their careers. Brown was picked to finish fifth in the Ivy League Preseason Poll.
- Two players have already neared 100 points scored through the first five games with Justine Gaziano (19.8 PPG) and shooter Shayna Mehta (19.6) leading the way.

### BUCKNELL SCOUTING REPORT

- The Bison were ranked eighth in the Mid-Major Top-25 poll after their 2-0 start and will enter the weekend 2-2 after losses to No. 18 Syracuse and Drexel.
- Bucknell was chosen as the Preseason Patriot League favorites as they return four starters and three All-Conference players from a squad that won 22 games last season en-route to a WNIT bid.
- Kaitlyn Slagus is averaging nearly a double-double with 10.5 points and 9.8 rebounds per game. Kate Walker, who made the Patriot League First Team last season chips in 9.0 points and is second on the team with 2.5 assists per outing.

### UMASS SCOUTING REPORT

- The Minutewomen won two of their first three games to open the season with victories over Sacred Heart and Central Connecticut State.
- UMass was picked to finish ninth in the A-10 Preseason Poll with junior guard Hailey Leidel being chosen to the Preseason Second Team. Leidel set a program record with 83 3-pointers made during her sophomore season and scored 930 points in her first 60 career outings.
- Leidel is one of three players to average double figures with sophomore Bre Hampton-Bey pacing the team with 13.3 points per game.

## MISCELLANEOUS STATS

### GAMES STARTED

Player	18-19	Career	Streak
Casey Foley	3	61	51
Khadidiatou Diouf	3	32	4
Sam Kramer	3	31	6
Kendra Landy	-	24	-
Katie Armstrong	3	3	3
Sam Lewis	3	3	3

### GAMES SCORED IN DOUBLE FIGURES

Player	18-19	Career
Khadidiatou Diouf	2	20
Sam Kramer	-	16
Casey Foley	1	8
Kendra Landy	-	5
Katie Armstrong	3	3
Sam Lewis	2	2

### 20-POINT GAMES

Player	18-19	Career
Sam Kramer	-	2
Katie Armstrong	1	1
Khadidiatou Diouf	-	1

### 10-REBOUND GAMES

Player	18-19	Career
Khadidiatou Diouf	-	4
Casey Foley	-	1

### 10-ASSIST GAMES

Player	18-19	Career
Kendra Landy	-	1

### DOUBLE-DOUBLES

Player	18-19	Career
Khadidiatou Diouf	-	2
Kendra Landy	-	1

### WINNING THE OPENING TIP

Player	18-19	Career
Khadidiatou Diouf	3	27

### 3-POINT PLAY CONVERSIONS

Player	18-19
Katie Armstrong	1-1
Sam Lewis	1-1

**TOTAL**      **FFD 2-2 (1.000)**      **OPP 1-3 (.333)**

### CHARGES DRAWN

Player	18-19
Sam Kramer	1
Casey Foley	1

## STAGS VS THE FIELD

- The Stags have a winning record against two teams in the Turkey Tip-off field, supporting a 6-1 all-time record against Brown and a 1-0 mark against Bucknell.
- Among the field, Brown is the last opponent the Stags have faced as they squared off in 2012.
- Fairfield is 1-3 against UMass with their last meeting coming in 1997 and picked up their lone win against Bucknell in 1994.

## PERFECT FROM THE LINE

- For the first time in program history, the Stags did not miss a free throw in back-to-back games in which they have attempted 10 or more. The Stags went 12-for-12 at Xavier after hitting all 13 attempts against LIU Brooklyn. In total this season, the Stags have hit 27-straight free throws.
- It is the eighth time in program history that the Stags did not miss a free throw with a minimum of 10 attempts, and the third time under Head Coach Joe Frager. The Stags had last accomplished this feat on November 14, 2014 in the season opener against East Carolina.
- For the season, the Stags rank second in the country in free throw percentage at .889, trailing Creighton's 90 percent.

## STEALING THE SHOW

- The Stags swiped a season-high 16 steals in their setback at Xavier, helping the team force 22 Musketeers turnovers.
- The 16 steals is the most in a game for the Stags since February 4, 2007 when they recorded 19 steals at Rider.
- It also marks the second most in a game under the Joe Frager era.

## ARM-STRONG

- In her first season as a Stag, Katie Armstrong has shown her impact potential, leading the team with 15.3 points over the first three games.
- Armstrong has scored 19 more points on five more field goals while playing nine fewer minutes than her entire freshman season at Saint Joseph's.

## STAGS PICKED FIFTH

- For the first time in six seasons, the Stags were picked outside the top-four in the Metro Atlantic Athletic Conference (MAAC) Preseason Poll, as they were chosen fifth.
- Khadidiatou Diouf was the lone Stag to receive Preseason All-MAAC honors as she was picked to the Preseason Third Team.

### 2018-19 MAAC Preseason Poll

Quinnipiac	Monmouth
Marist	Canisius
Siena	Niagara
Rider	Iona
<b>Fairfield</b>	Saint Peter's
Manhattan	

## SUPERLATIVE TEAM STATS

### POINTS OFF TURNOVERS

TEAM	TOTAL	PER GAME
FFD	40	13.3
OPP	29	9.7

### SECOND CHANCE POINTS

TEAM	TOTAL	PER GAME
FFD	20	6.7
OPP	10	3.3

### POINTS IN THE PAINT

TEAM	TOTAL	PER GAME
FFD	54	18.0
OPP	46	15.3

### FAST BREAK POINTS

TEAM	TOTAL	PER GAME
FFD	23	7.7
OPP	18	6.0

### BENCH POINTS

TEAM	TOTAL	PER GAME
FFD	30	10.0
OPP	30	10.0

### POINTS ON FREE THROWS

TEAM	TOTAL	PER GAME
FFD	32	10.7
OPP	20	6.7

### POINTS FROM 3-POINTERS

TEAM	TOTAL	PER GAME
FFD	42	14.0
OPP	45	15.0

### POINTS FROM TWO POINTERS

TEAM	TOTAL	PER GAME
FFD	90	30.0
OPP	66	22.0

## 2018-19 RECORD WHEN.....

Overall	2-1
Home	1-0
Away	1-1
Neutral	0-0
Conference	0-0
Decided by 3 points or fewer	0-0
Decided by 4-6 points	0-0
Decided by 7-9 points	0-0
Decided by 10-19 points	1-1
Decided by 20 or more points	1-0
Out-rebounding opponent	2-0
Out-rebounded by opponent	0-1
Equals opponent's rebounds	0-0
Scoring first	2-0
Opponent scores first	0-1
Leading at half	2-0
Trailing at half	0-1
Tied at half	0-0
Regulation	2-1
Overtime	0-0
Leading FG%	2-0
Trailing FG%	0-1
Equals opponent FG%	0-0
FG% .500 and higher	0-0
FG% .400-.499	2-0
FG% .300-.399	0-0
FG% .299 and lower	0-1
Opponent FG% .500 and over	0-0
Opponent FG% .400-.499	0-1
Opponent FG% .300-.399	0-0
Opponent FG% .299 and lower	2-0
Leading FT%	2-1
Trailing FT%	0-0
Equals opponent FT%	0-0
Scoring 80-89 points	0-0
Scoring 70-79 points	1-0
Scoring 60-69 points	0-0
Scoring 50-59 points	1-0
Scoring fewer than 50 points	0-1
Opponent scores 80-89 points	0-0
Opponent scores 70-79 points	0-0
Opponent scores 60-69 points	0-0
Opponent scores 50-59 points	0-0
Opponent scores fewer than 50 points	2-1
America East	0-0
Atlantic-10	1-0
Atlantic Coast Conference	0-0
Big East	0-1
Colonial Athletic Conference	0-0
Northeast Conference	1-0
Patriot League	0-0
Facebook Live	0-0
Stags Sports Network	0-0
ESPN3	0-0
ESPN+	2-0
November	2-1
December	0-0
January	0-0
February	0-0
March	0-0
Sunday	0-0
Monday	0-0
Tuesday	1-0
Wednesday	0-0
Thursday	0-0
Friday	1-0
Saturday	0-1

## STAGS IN ALUMNI HALL

- The Stags welcomed their first nationally ranked opponent last season to Alumni Hall since the 1997-98 season when #22 Tulane came to town.
- The Stags have used their home court to their advantage in their history, owning a 274-94 (.745) record all-time in the building. In the Joe Frager era, the Stags are 85-32 (.726). Fairfield went 8-3 at Alumni Hall last season and won as many as 13 during the 2013-14 season.

### Frager in Alumni Hall

Year	Record	Year	Record
2017-18	8-4	2011-12	9-1
2016-17	8-3	2010-11	10-2
2015-16	7-6	2009-10	8-2
2014-15	5-4	2008-09	4-2
2013-14	7-2	2007-08	6-2
2012-13	13-4	<b>Total</b>	<b>85-32</b>

## Stags Starting Lineups

Opp.	1	2	3	4	5
@Richmond	Kramer	Foley	Lewis	Armstrong	Diouf
LIU Brooklyn	Kramer	Foley	Lewis	Armstrong	Diouf
@Xavier	Kramer	Foley	Lewis	Armstrong	Diouf
@Brown					
vs. Bucknell					
vs. UMass					
William&Mary					
Northeastern					
@Dartmouth					
vs. Furman					
vs. UIC					
@Quinnipiac					
@Rider					
Marist					
SaintPeters					
@Canisius					
@Niagara					
@Iona					
Siena					
@Manhattan					
Monmouth					
Canisius					
Niagara					
@Siena					
Quinnipiac					
@Marist					
@SaintPeters					
Iona					
Rider					

## The Last Time Fairfield...

### Won an overtime game

Jan. 5, 2018 - vs Monmouth W, 61-55

### Lost an overtime game

Jan. 26, 2017 - vs Monmouth L, 60-53

### Played a double overtime game

Nov. 22, 2014 - vs Butler W, 81-77

### Scored 70-79 points

Nov. 13, 2018 - vs LIU Brooklyn W, 71-43

### Allowed 70-79 points

Mar. 3, 2018 - vs Rider L, 71-64

### Scored 80 or more points

Feb. 14, 2016 - vs Monmouth W, 80-70

### Allowed 80 or more points

Dec. 21, 2017 - at Seton Hall L, 80-61

### Scored less than 50 points

Nov. 17, 2018 - at Xavier L, 48-35

### Allowed less than 50 points

Nov. 17, 2018 - at Xavier L, 48-35

### Blocked 10 or more shots

Dec. 28, 2012 - at Saint Joseph's L, 51-38

### Had 10 or more steals

Nov. 17, 2018 - at Xavier (16)

### Had 20 or more assists

Nov. 13, 2018 - vs LIU Brooklyn (21)

### Grabbed 50 or more rebounds

Nov. 22, 2014 - vs Butler (54)

### Made 10+ 3-pointers

Jan. 13, 2018 - at Marist (10)

### Made 25+ free throws

Dec. 31, 2013 - at Niagara (29)

### Did not attempt a free throw

Mar. 1, 2013 - vs Loyola L, 56-48

### Did not make a free throw

Dec. 29, 2011 - at UConn L, 93-40

## The Last Time Fairfield Had...

### A player score 30 points

32, Stephanie Geehan at Siena (2/15/10)

### A player grab 20 rebounds

20, Stephanie Geehan vs Loyola (1/5/10)

### A player record 10 assists

10, Kendra Landy at Boston College (12/3/17)

### A player with five steals

5, Kendra Landy at Xavier (11/17/18)

### A player with 5 or more 3-pointers

5, Sam Kramer vs Iona (2/25/18)

### A player with 10 steals

10, Christine Fryer vs George Mason (1/16/96)

### A player with 5 blocks

5, Kristin Schatzlein at Siena (2/17/16)

### A player made 10 or more free throws

11, Felicia DaCruz vs Rider (3/7/14)

### Two players record double-doubles

Khadidiatou Diouf, Samantha Cooper vs Niagara (1/2/18)

### Five players in double figures

Vasquez, Obi-Tabot, Schatzlein, DaCruz, Cizynski vs Niagara (12/31/13)

### A player who converted a 4-point play

Sam Kramer at Rider (1/14/17)

## FOLEY MOVING UP

- With her 74th career pointer at Xavier, senior guard Casey Foley continues to move up the program's 3-point field goal list.
- Foley broke a tie with Cathy Dash '05 and now sits 16th on the program's career list. She stands seven shy of the top-15 with Sue Bly '92 next on the list.
- Foley has also now recorded 121 steals, which is 10 shy of the top-20 in program history.

## THE MAGIC NUMBER

- The Stags reached the 70-point mark in their victory against LIU Brooklyn, the first time during the 2018-19 season.
- Fairfield has enjoyed success when reaching that plateau, as they have won the last 28-games when reaching 70 or more points.
- That streak spans back to the 2010-11 season when Fairfield fell to Hofstra on Dec. 5, 2010.

## STAGS TAKING THE THREE

- The Stags set a program record by taking 647 shots from behind the arc, 20 more than their previous high in 2012-13. Fairfield connected on 188 of those shots, just four fewer than the program mark in 2011-12.
- Last season, Sam Kramer tied the program single game mark with seven 3-pointers in a win over Mount St. Mary's.

## UBUNTU

- After attending a forum at Fairfield University called "Ubuntu matters," the Stags have taken that philosophy to heart, making it one of the themes of the season.
- A Nguni Bantu term meaning "humanity," the word is often translated as "I am because we are," meaning the entire group comprises the value of the individuals

## FAMILY ACT

- Fairfield freshman forward Andrea Hernangomez has grown up with basketball roots, with both of her brothers currently playing in the NBA.
- Her older brother Juan "Juancho" was a first-round selection (15th overall) by the Denver Nuggets. He netted a season-high 27 points and 10 rebounds in a 132-110 win over the Golden State Warriors. He would connect on six 3-pointers in that contest as the Nuggets tied the NBA record with 24 long range shots.
- Her other brother Willy was drafted by the Philadelphia 76ers before being traded to the New York Knicks, and currently plays for the Charlotte Hornets. Willy was named the NBA All-Rookie First Team as a member of the Knicks.

## HALL OF FAME

- The Fairfield Women's Basketball program will be well represented in the Fairfield Athletics Hall of Fame Class of 2018 as the 2000-01 squad will be one of two teams inducted for their achievement on the basketball court.
- The 2000-01 team became the only team in program history to earn an At-Large bid into the NCAA Tournament, and only the third team in the MAAC (the first since 1989).
- The Stags won 10-straight games during that season with victories over Miami and Boston College.
- All five starters averaged double figures in scoring with MAAC Player of the Year Gail Strumpf leading the way with 15.2 points.
- Holli Tapley connected on a then single season record with 84 treys and would also win the ESPN National Three-Point Shootout.

## In the National Rankings

Team	MAAC	NCAA	Number
Scoring Offense	7	310	54.7
Scoring Defense	1	6	43.7
Scoring Margin	2	116	+11.0
FG Pct.	4	229	37.8
FG Pct. Defense	1	56	33.1
3-pt FG Pct.	6	254	26.4
3-pt FG Pct. Def.	3	142	27.8
3-pt FG per game	8	254	4.7
FT Pct.	1	2	88.9
Rebound Offense	5	232	36.7
Rebound Margin	2	110	+5.7
Assists	2	117	14.7
Steals	4	100	9.7
Turnover Margin	4	111	+2.7
Turnovers	3	84	14.7
A-TO Ratio	2	90	1.00
Blocked Shots	1	99	4.0

Katie Armstrong	MAAC	NCAA	Number
FT Pct.	4	121	86.7
Free Throws Made	4	145	13
Field Goal Pct.	3	213	48.5
Points per Game	6	217	15.3

Casey Foley	MAAC	NCAA	Number
Steals Per Game	4	52	3.0

Sam Lewis	MAAC	NCAA	Number
3-Point FG Pct.	1	72	50.0
3-Point FG Per Game	7	206	2.0

Khadidiatou Diouf	MAAC	NCAA	Number
Blocks Per Game	5	231	1.0

Kendra Landy	MAAC	NCAA	Number
A-TO Ratio	1	51	3.67
Steals Per Game	10	240	2.0
Assists Per Game	3	243	3.7

## 2018-19 Individual Superlatives

Category	Fairfield	Opponent
Points in a Game	20, Katie Armstrong, vs LIU Brooklyn 11/13	16, Brandy Thomas, vs LIU Brooklyn 11/13
Points in a Half	13, (2H) Khadidiatou Diouf, at Richmond 11/9	10, (1H) Brandy Thomas, vs LIU Brooklyn 11/13
Points in a Quarter	12, (3Q) Khadidiatou Diouf, at Richmond 11/9	10, (1H) Alex Parson, at Richmond 11/9
Field Goals Made	8, Khadidiatou Diouf, at Richmond 11/9	8, (2Q) Alex Parson, at Richmond 11/9
Field Goals Attempted	15, Katie Armstrong, vs LIU Brooklyn 11/13	6, A'riana Gray, at Xavier 11/17
FG Percentage (min. 5 made)	.667 (8-12), Khadidiatou Diouf, at Richmond 11/9	6, Brandy Thomas, vs LIU Brooklyn 11/13
3-Point FG Made	4, Sam Lewis, vs LIU Brooklyn 11/13	15, Brandy Thomas, vs LIU Brooklyn 11/13
3-Point FG Attempted	6, Sam Lewis, vs LIU Brooklyn 11/13	.750 (6-8), A'riana Gray, at Xavier 11/17
3-Point FG Percentage (min. 5 att.)	6, Eden Nibbelink, vs LIU Brooklyn 11/13	3, Lauren Wasylson, at Xavier 11/17
Free Throws Made	.667 (4-6), Sam Lewis, vs LIU Brooklyn 11/13	3, Alex Parson, at Richmond 11/9
Free Throws Attempted	6, Katie Armstrong, at Xavier 11/17	6, Lauren Wasylson, at Xavier 11/17
FT Percentage (min. 5 att)	1.000 (6-6), Katie Armstrong, at Xavier 11/17	6, Jeydah Johnson, vs LIU Brooklyn 11/13
Rebounds	1.000 (5-5), Katie Armstrong, vs LIU Brooklyn 11/13	.600 (3-5) Alex Parson, at Richmond 11/9
Assists	9, Khadidiatou Diouf, at Richmond 11/9	4, Brandy Thomas, vs LIU Brooklyn 11/13
Steals	7, Sam Kramer, at Richmond 11/9	4, Alex Parson, at Richmond 11/9
Blocks	5, Kendra Landy, at Xavier 11/17	4, Brandy Thomas, vs LIU Brooklyn 11/13
Turnovers	2, Khadidiatou Diouf, at Xavier 11/17	4, Camille Gray, vs LIU Brooklyn 11/13
	2, Eden Nibbelink, vs LIU Brooklyn 11/13	4, Alex Parson, at Richmond 11/9
	5, Casey Foley, at Xavier 11/17	4, Amy Duggan, Alex Parson, at Richmond 11/9
		14, A'riana Gray, at Xavier 11/17
		5, Na'Teshia Owens, at Xavier 11/17
		3, A'riana Gray, at Xavier 11/17
		3, Alex Parson, at Richmond 11/9
		2, Jeydah Johnson, vs LIU Brooklyn 11/13
		2, Emma Squires, at Richmond 11/9
		5, A'riana Gray, at Xavier 11/17
		5, Na'Teshia Owens, at Xavier 11/17
		5, Alex Parson, at Richmond 11/9

## 2018-19 Team High/Low

Fairfield Highs	Fairfield Lows	Category	Opponent Lows	Opponent Highs
71, vs LIU Brooklyn (11/13)	35, at Xavier (11/17)	Points in a Game	40, at Richmond (11/9)	48, at Xavier (11/17)
45 (2H), vs LIU Brooklyn (11/13)	14 (1H), at Xavier (11/17)	Points in a Half	15, (2H), at Richmond (11/9)	25 (2H), at Xavier (11/17)
25 (3Q), at Richmond (11/9)	2 (1Q), at Xavier (11/17)	Points in a Quarter	7, (4Q), at Richmond (11/9)	25 (1H), at Richmond (11/9)
25, vs LIU Brooklyn (11/13)	11, at Xavier (11/17)	Field Goals Made	13, at Richmond (11/9)	14 (3Q), at Xavier (11/17)
56, vs LIU Brooklyn (11/13)	50, at Xavier (11/17)	Field Goals Attempted	45, at Richmond (11/9)	14 (2Q), at Richmond (11/9)
.460, at Richmond (11/9)	.220, at Xavier (11/17)	FG Percentage	.283, vs LIU Brooklyn (11/13)	20, at Xavier (11/17)
8, vs LIU Brooklyn (11/13)	1, at Xavier (11/17)	3-Point FG Made	3, vs LIU Brooklyn (11/13)	53, vs LIU Brooklyn (11/13)
20, vs LIU Brooklyn (11/13)	16, at Richmond (11/9)	3-Point FG Attempted	16, vs LIU Brooklyn (11/13)	.426, at Xavier (11/17)
.400, vs LIU Brooklyn (11/13)	.059, at Xavier (11/17)	3-Point FG Percentage	.188, vs LIU Brooklyn (11/13)	6, at Xavier (11/17)
13, vs LIU Brooklyn (11/13)	7, at Richmond (11/9)	Free Throws Made	2, at Xavier (11/17)	6, at Richmond (11/9)
13, vs LIU Brooklyn (11/13)	11, at Richmond (11/9)	Free Throws Attempted	4, at Xavier (11/17)	21, at Xavier (11/17)
1.000, at Xavier (11/17)	.636 (7-11) at Richmond (11/9)	FT Percentage	.533, at Richmond (11/9)	.353, at Richmond (11/9)
1.000, vs LIU Brooklyn (11/13)		Rebounds		10, vs LIU Brooklyn (11/13)
40, vs LIU Brooklyn (11/13)	32, at Xavier (11/17)	Assists	27, at Richmond (11/9)	16, vs LIU Brooklyn (11/13)
21, vs LIU Brooklyn (11/13)	8, at Xavier (11/17)	Steals	7, vs LIU Brooklyn (11/13)	.625 (10-16) vs LIU Brooklyn (11/13)
16, at Xavier (11/17)	6, vs LIU Brooklyn (11/13)	Blocked Shots	7, at Richmond (11/9)	
6, vs LIU Brooklyn (11/13)	3, at Xavier (11/17)	Turnovers	4, vs LIU Brooklyn (11/13)	35, at Xavier (11/17)
18, at Xavier (11/17)	9, vs LIU Brooklyn (11/13)	Fouls	2, at Xavier (11/17)	12, at Xavier (11/17)
15, vs LIU Brooklyn (11/13)	8, at Xavier (11/17)			7, at Richmond (11/9)
				4, vs LIU Brooklyn (11/13)
				8, at Richmond (11/9)
				3, vs LIU Brooklyn (11/13)
				3, at Richmond (11/9)
				22, at Xavier (11/17)
				18, vs LIU Brooklyn (11/13)



# SAM KRAMER

# #2

5-6 • Jr. • G • Bernardsville, N.J. • Gill St. Bernard's  
Major: Business Undeclared

## SEASON HIGHS

Category	Season High
Points	6, vs LIU Brooklyn (11/13)
Rebounds	5, vs LIU Brooklyn (11/13)
Assists	7, at Richmond (11/9)
Blocks	1, vs LIU Brooklyn (11/13)
Steals	3, at Xavier (11/17)
FG Made	2, vs LIU Brooklyn (11/13)
FG Att	5, vs LIU Brooklyn (11/13)
3PFG Made	-
3PFG Att	3, at Xavier (11/17)
FT Made	2, vs LIU Brooklyn (11/13)
FT Att	2, 2X (vs LIU Brooklyn 11/13)

## CAREER HIGHS

Category	Career High
Points	27, vs Mount (11/21/17)
Rebounds	5, 7X (vs LIU Brooklyn 11/13/18)
Assists	7, 2X (at Richmond 11/9/18)
Blocks	1, 2X (vs LIU Brooklyn 11/13/18)
Steals	3, at Xavier (11/17/18)
FG Made	10, vs Mount (11/21/17)
FG Att	16, at Rhode Island (12/11/17)
3PFG Made	7, vs Mount (11/21/17)
3PFG Att	12, at Rhode Island (12/11/17)
FT Made	9, vs UMass Lowell (11/29/17)
FT Att	10, vs UMass Lowell (11/29/17)

## STATISTICAL RANKINGS

Category	All Games
----------	-----------

## MISCELLANEOUS

Category	2018-19	Career
Double-doubles	-	-
Double-Figure points	-	17
Double-Figure rebounds	-	-
20-point games	-	2
Led team in scoring	-	6
Led team in rebounds	-	-
Led team in assists	1	9

## SAM KRAMER'S 2018-19 GAME-BY-GAME STATISTICS

Opponent	Date	GS	MIN	FG-A	3FG-A	FT-A	Reb	A	TO	B	S	TP
at Richmond	11/9	*	29	1-3	0-2	1-2	1	7	4	0	0	3
LIU Brooklyn	11/13	*	26	2-5	0-1	2-2	5	3	2	1	0	6
at Xavier	11/17	*	15	0-4	0-3	0-0	1	0	1	0	3	0
at Brown	11/23											
vs Bucknell	11/24											
vs UMass	11/25											
William & Mary	12/2											
Northeastern	12/5											
at Dartmouth	12/9											
vs Furman	12/20											
vs UIC	12/21											
at Quinnipiac	1/3											
at Rider	1/6											
Marist	1/12											
Saint Peter's	1/15											
at Canisius	1/18											
at Niagara	1/20											
at Iona	1/24											
Siena	1/29											
at Manhattan	2/1											
Monmouth	2/3											
Canisius	2/7											
Niagara	2/9											
at Siena	2/14											
Quinnipiac	2/17											
at Marist	2/19											
at Saint Peters	2/22											
Iona	2/24											
Rider	3/2											

## Sam Kramer's Career

Year	GP	GS	Min	Avg	FG-FGA	Pct	3FG-FGA	Pct	FT-FTA	Pct	REB	Avg	A	TO	Blk	Stl	Pts	Avg
2016-17	31	0	374	12.1	32-86	.372	18-51	.353	6-9	.667	37	1.2	18	17	0	8	88	2.8
2017-18	30	28	938	31.3	100-268	.373	54-157	.344	43-51	.843	69	2.3	66	39	1	17	297	9.9
2018-19	3	3	70	23.3	3-12	.250	0-6	.000	3-4	.750	7	2.3	10	7	1	3	9	3.0
<b>TOTAL</b>	<b>64</b>	<b>31</b>	<b>1382</b>	<b>21.6</b>	<b>135-366</b>	<b>.369</b>	<b>72-214</b>	<b>.336</b>	<b>52-64</b>	<b>.813</b>	<b>113</b>	<b>1.8</b>	<b>94</b>	<b>63</b>	<b>2</b>	<b>28</b>	<b>394</b>	<b>6.2</b>



6-1 • Fr. • F • Grenoble, France • NABA Academy  
Major: Marketing

Category	2018-19	Career
Double-doubles	-	-
Double-Figure points	-	-
Double-Figure rebounds	-	-
20-point games	-	-
Led team in scoring	-	-
Led team in rebounds	-	-
Led team in assists	-	-

[illegible][illegible]



# EDEN NIBBELINK

# #12

6-2 • So. • G/F • Winona, Minn. • Winona  
Major: Business Undeclared

## SEASON HIGHS

Category	Season High
Points	6, vs LIU Brooklyn (11/13)
Rebounds	7, vs LIU Brooklyn (11/13)
Assists	2, vs LIU Brooklyn (11/13)
Blocks	2, vs LIU Brooklyn (11/13)
Steals	2, vs LIU Brooklyn (11/13)
FG Made	2, vs LIU Brooklyn (11/13)
FG Att	6, vs LIU Brooklyn (11/13)
3PFG Made	2, vs LIU Brooklyn (11/13)
3PFG Att	6, vs LIU Brooklyn (11/13)
FT Made	-
FT Att	-

## CAREER HIGHS

Category	Career High
Points	6, vs LIU Brooklyn (11/13/18)
Rebounds	7, vs LIU Brooklyn (11/13/18)
Assists	2, vs LIU Brooklyn (11/13/18)
Blocks	2, 2X (vs LIU Brooklyn 11/13/18)
Steals	2, vs LIU Brooklyn (11/13/18)
FG Made	2, vs LIU Brooklyn (11/13/18)
FG Att	6, vs LIU Brooklyn (11/13/18)
3PFG Made	2, vs LIU Brooklyn (11/13/18)
3PFG Att	6, vs LIU Brooklyn (11/13/18)
FT Made	2, at Saint Peter's 2/19/18)
FT Att	2, 2X (at Saint Peter's 2/19/18)

## STATISTICAL RANKINGS

Category	All Games
----------	-----------

## MISCELLANEOUS

Category	2018-19	Career
Double-doubles	-	-
Double-Figure points	-	-
Double-Figure rebounds	-	-
20-point games	-	-
Led team in scoring	-	-
Led team in rebounds	1	1
Led team in assists	-	-

## EDEN NIBBELINK'S 2018-19 GAME-BY-GAME STATISTICS

Opponent	Date	GS	MIN	FG-A	3FG-A	FT-A	Reb	A	TO	B	S	TP
at Richmond	11/9		8	0-3	0-3	0-0	2	0	0	0	0	0
LIU Brooklyn	11/13		19	2-6	2-6	0-0	7	2	0	2	2	6
at Xavier	11/17		18	0-5	0-4	0-0	3	0	0	0	0	0
at Brown	11/23											
vs Bucknell	11/24											
vs UMass	11/25											
William & Mary	12/2											
Northeastern	12/5											
at Dartmouth	12/9											
vs Furman	12/20											
vs UIC	12/21											
at Quinnipiac	1/3											
at Rider	1/6											
Marist	1/12											
Saint Peter's	1/15											
at Canisius	1/18											
at Niagara	1/20											
at Iona	1/24											
Siena	1/29											
at Manhattan	2/1											
Monmouth	2/3											
Canisius	2/7											
Niagara	2/9											
at Siena	2/14											
Quinnipiac	2/17											
at Marist	2/19											
at Saint Peters	2/22											
Iona	2/24											
Rider	3/2											

## Eden Nibbelink's Career

Year	GP	GS	Min	Avg	FG-FGA	Pct	3FG-FGA	Pct	FT-FTA	Pct	REB	Avg	A	TO	Blk	Stl	Pts	Avg
2017-18	21	0	76	3.6	3-26	.115	1-18	.056	3-4	.750	15	0.7	1	7	6	1	10	0.5
2018-19	3	0	45	15.0	2-14	.143	2-13	.154	0-0	.000	12	4.0	2	0	2	2	6	2.0
<b>TOTAL</b>	<b>24</b>	<b>0</b>	<b>121</b>	<b>5.0</b>	<b>5-40</b>	<b>.125</b>	<b>3-31</b>	<b>.097</b>	<b>3-4</b>	<b>.750</b>	<b>27</b>	<b>1.1</b>	<b>3</b>	<b>7</b>	<b>8</b>	<b>3</b>	<b>16</b>	<b>0.7</b>



# KHADIDIATOU DIOUF

# #13

6-3 • R-Sr. • F • Dakar, Senegal • Lake Forest Academy  
Major: Biology

## SEASON HIGHS

Category	Season High
Points	17, at Richmond (11/9)
Rebounds	9, at Richmond (11/9)
Assists	-
Blocks	2, at Xavier (11/17)
Steals	1, at Xavier (11/17)
FG Made	8, at Richmond (11/9)
FG Att	12, at Richmond (11/9)
3PFG Made	-
3PFG Att	1, at Xavier (11/17)
FT Made	4, vs LIU Brooklyn (11/13)
FT Att	4, vs LIU Brooklyn (11/13)

## CAREER HIGHS

Category	Career High
Points	20, at Iona (2/8/18)
Rebounds	15, vs Niagara (1/2/18)
Assists	3, 2X (at Manhattan 2/10/18)
Blocks	4, vs Niagara (1/2/18)
Steals	2, 4X (at Monmouth 2/23/18)
FG Made	9, 2X (at Iona 2/8/18)
FG Att	16, 5X (at Iona 2/8/18)
3PFG Made	-
3PFG Att	1, 3X (at Xavier (11/17/18)
FT Made	4, 3X vs LIU Brooklyn (11/13)
FT Att	5, at Iona (2/8/18)

## STATISTICAL RANKINGS

Category	All Games
Blocks / Gm.	1.0 (MAAC - 5, NCAA - 231)

## MISCELLANEOUS

Category	2018-19	Career
Double-doubles	-	2
Double-Figure points	2	20
Double-Figure rebounds	-	4
20-point games	-	1
Led team in scoring	1	5
Led team in rebounds	2	6
Led team in assists	-	1

## KHADIDIATOU DIOUF'S 2018-19 GAME-BY-GAME STATISTICS

Opponent	Date	GS	MIN	FG-A	3FG-A	FT-A	Reb	A	TO	B	S	TP
at Richmond	11/9	*	30	8-12	0-0	1-2	9	0	2	1	0	17
LIU Brooklyn	11/13	*	31	3-7	0-0	4-4	4	0	0	0	0	10
at Xavier	11/17	*	29	0-7	0-1	2-2	7	0	4	2	1	2
at Brown	11/23											
vs Bucknell	11/24											
vs UMass	11/25											
William & Mary	12/2											
Northeastern	12/5											
at Dartmouth	12/9											
vs Furman	12/20											
vs UIC	12/21											
at Quinnipiac	1/3											
at Rider	1/6											
Marist	1/12											
Saint Peter's	1/15											
at Canisius	1/18											
at Niagara	1/20											
at Iona	1/24											
Siena	1/29											
at Manhattan	2/1											
Monmouth	2/3											
Canisius	2/7											
Niagara	2/9											
at Siena	2/14											
Quinnipiac	2/17											
at Marist	2/19											
at Saint Peters	2/22											
Iona	2/24											
Rider	3/2											

## Khadidiatou Diouf's Career

Year	GP	GS	Min	Avg	FG-FGA	Pct	3FG-FGA	Pct	FT-FTA	Pct	REB	Avg	A	TO	Blk	Stl	Pts	Avg
2015-16	17	0	63	3.7	5-20	.250	0-1	.000	2-2	1.000	16	0.9	1	5	4	0	12	0.7
2016-17	22	0	152	6.9	15-40	.375	0-0	.000	5-6	.833	35	1.6	5	13	4	3	35	1.6
2017-18	30	29	911	30.4	130-331	.393	0-2	.000	28-48	.583	173	5.8	28	52	17	19	288	9.6
2018-19	3	3	90	30.0	11-26	.423	0-1	.000	7-8	.875	20	6.7	0	6	3	1	29	9.7
<b>TOTAL</b>	<b>72</b>	<b>32</b>	<b>1216</b>	<b>16.9</b>	<b>161-417</b>	<b>.386</b>	<b>0-4</b>	<b>.000</b>	<b>42-64</b>	<b>.656</b>	<b>244</b>	<b>3.4</b>	<b>34</b>	<b>76</b>	<b>28</b>	<b>23</b>	<b>364</b>	<b>5.1</b>



# CASEY FOLEY

# #14

5-8 • Sr. • G • Ardsley, N.Y. • Ardsley  
Major: Finance

## SEASON HIGHS

Category	Season High
Points	11, at Xavier (11/17)
Rebounds	8, at Richmond (11/9)
Assists	3, at Xavier (11/17)
Blocks	-
Steals	4, at Xavier (11/17)
FG Made	4, at Xavier (11/17)
FG Att	8, at Xavier (11/17)
3PFG Made	3, at Richmond (11/9)
3PFG Att	5, at Richmond (11/9)
FT Made	2, at Xavier (11/17)
FT Att	2, at Xavier (11/17)

## CAREER HIGHS

Category	Career High
Points	17, vs Saint Peter's (1/15/18)
Rebounds	10, vs Siena (2/17/18)
Assists	9, vs Manhattan (1/8/17)
Blocks	2, 2X (at Monmouth 2/23/18)
Steals	8, at Monmouth 2/23/18)
FG Made	6, vs Saint Peter's (1/15/18)
FG Att	13, at Manhattan (2/10/18)
3PFG Made	4, vs Saint Peter's (1/15/18)
3PFG Att	10, at UMass Lowell (11/17/16)
FT Made	6, vs Niagara (1/2/18)
FT Att	9, at Rider (1/14/17)

## STATISTICAL RANKINGS

Category	All Games
Steals / Gm.	3.0 (MAAC - 4, NCAA - 52)

## MISCELLANEOUS

Category	2018-19	Career
Double-doubles	-	-
Double-Figure points	1	8
Double-Figure rebounds	-	-
20-point games	-	-
Led team in scoring	-	2
Led team in rebounds	-	2
Led team in assists	-	22

## CASEY FOLEY'S 2018-19 GAME-BY-GAME STATISTICS

Opponent	Date	GS	MIN	FG-A	3FG-A	FT-A	Reb	A	TO	B	S	TP
at Richmond	11/9	*	34	3-7	3-5	0-0	8	2	2	0	2	9
LIU Brooklyn	11/13	*	26	2-5	1-3	0-0	6	2	1	0	3	5
at Xavier	11/17	*	39	4-8	1-4	2-2	4	3	5	0	4	11
at Brown	11/23											
vs Bucknell	11/24											
vs UMass	11/25											
William & Mary	12/2											
Northeastern	12/5											
at Dartmouth	12/9											
vs Furman	12/20											
vs UIC	12/21											
at Quinnipiac	1/3											
at Rider	1/6											
Marist	1/12											
Saint Peter's	1/15											
at Canisius	1/18											
at Niagara	1/20											
at Iona	1/24											
Siena	1/29											
at Manhattan	2/1											
Monmouth	2/3											
Canisius	2/7											
Niagara	2/9											
at Siena	2/14											
Quinnipiac	2/17											
at Marist	2/19											
at Saint Peters	2/22											
Iona	2/24											
Rider	3/2											

## Casey Foley's Career

Year	GP	GS	Min	Avg	FG-FGA	Pct	3FG-FGA	Pct	FT-FTA	Pct	REB	Avg	A	TO	Blk	Stl	Pts	Avg
2015-16	30	0	194	6.5	17-51	.333	9-25	.360	6-8	.750	27	0.9	8	20	0	12	49	1.6
2016-17	31	28	872	28.1	34-138	.246	24-91	.264	16-31	.516	67	2.2	98	48	4	41	108	3.5
2017-18	30	30	982	32.7	59-201	.294	36-119	.303	32-42	.762	115	3.8	91	53	10	59	186	6.2
2018-19	3	3	99	33.0	9-20	.450	5-12	.417	2-2	1.000	18	6.0	7	8	0	9	25	8.3
<b>TOTAL</b>	<b>94</b>	<b>61</b>	<b>2147</b>	<b>22.8</b>	<b>119-410</b>	<b>.290</b>	<b>74-247</b>	<b>.300</b>	<b>56-83</b>	<b>.675</b>	<b>227</b>	<b>2.4</b>	<b>204</b>	<b>129</b>	<b>14</b>	<b>121</b>	<b>368</b>	<b>3.9</b>



# KATIE ARMSTRONG

# #15

6-2 • R-Jr. • G/F • Collegeville, Pa. • Perkiomen Valley  
Major: Psychology

## SEASON HIGHS

Category	Season High
Points	20, vs LIU Brooklyn (11/13)
Rebounds	6, at Xavier (11/17)
Assists	1, 2X (vs LIU Brooklyn 11/13)
Blocks	-
Steals	2, 2X (at Xavier 11/17)
FG Made	7, vs LIU Brooklyn (11/13)
FG Att	15, vs LIU Brooklyn (11/13)
3PFG Made	1, vs LIU Brooklyn (11/13)
3PFG Att	2, 2X (at Xavier 11/17)
FT Made	6, at Xavier (11/17)
FT Att	6, at Xavier (11/17)

## CAREER HIGHS

Category	Career High
Points	20, vs LIU Brooklyn (11/13/18)
Rebounds	6, at Xavier (11/17/18)
Assists	2, at UMass (1/7/17)
Blocks	1, at GW (1/4/17)
Steals	2, 2X (at Xavier 11/17/18)
FG Made	7, vs LIU Brooklyn (11/13/18)
FG Att	15, vs LIU Brooklyn (11/13/18)
3PFG Made	1, 6X (vs LIU Brooklyn 11/13/18)
3PFG Att	2, 6X (at Xavier 11/17/18)
FT Made	6, at Xavier (11/17/18)
FT Att	6, at Xavier (11/17/18)

## STATISTICAL RANKINGS

Category	All Games
FT Pct.	86.7 (MAAC - 4, NCAA - 121)
FTs Made	13 (MAAC - 4, NCAA - 145)
FG Pct.	48.5 (MAAC - 3, NCAA - 213)
Point / Gm.	15.3 (MAAC - 6, NCAA - 217)

## MISCELLANEOUS

Category	2018-19	Career
Double-doubles	-	-
Double-Figure points	3	3
Double-Figure rebounds	-	-
20-point games	1	1
Led team in scoring	2	2
Led team in rebounds	-	-
Led team in assists	-	-

## KATIE ARMSTRONG'S 2018-19 GAME-BY-GAME STATISTICS

Opponent	Date	GS	MIN	FG-A	3FG-A	FT-A	Reb	A	TO	B	S	TP
at Richmond	11/9	*	27	4-6	0-0	2-4	2	1	4	0	2	10
LIU Brooklyn	11/13	*	34	7-15	1-2	5-5	3	1	1	0	1	20
at Xavier	11/17	*	32	5-12	0-2	6-6	6	0	4	0	2	16
at Brown	11/23											
vs Bucknell	11/24											
vs UMass	11/25											
William & Mary	12/2											
Northeastern	12/5											
at Dartmouth	12/9											
vs Furman	12/20											
vs UIC	12/21											
at Quinnipiac	1/3											
at Rider	1/6											
Marist	1/12											
Saint Peter's	1/15											
at Canisius	1/18											
at Niagara	1/20											
at Iona	1/24											
Siena	1/29											
at Manhattan	2/1											
Monmouth	2/3											
Canisius	2/7											
Niagara	2/9											
at Siena	2/14											
Quinnipiac	2/17											
at Marist	2/19											
at Saint Peters	2/22											
Iona	2/24											
Rider	3/2											

## Katie Armstrong's Career

Year	GP	GS	Min	Avg	FG-FGA	Pct	3FG-FGA	Pct	FT-FTA	Pct	REB	Avg	A	TO	Bk	Stl	Pts	Avg
2016-17	17	0	102	6.0	11-32	.344	5-11	.455	0-2	.000	11	0.6	5	12	1	1	27	1.6
2018-19	3	3	93	31.0	16-33	.485	1-4	.250	13-15	.867	11	3.7	2	9	0	5	46	15.3
<b>TOTAL</b>	<b>20</b>	<b>3</b>	<b>195</b>	<b>9.8</b>	<b>27-65</b>	<b>.415</b>	<b>6-15</b>	<b>.400</b>	<b>13-17</b>	<b>.765</b>	<b>22</b>	<b>1.1</b>	<b>7</b>	<b>21</b>	<b>1</b>	<b>6</b>	<b>73</b>	<b>3.7</b>



# KENDRA LANDY

# #20

5-9 • Sr. • G • Durham, Conn. • Durham  
Major: Accounting with Pre-med track

## SEASON HIGHS

Category	Season High
Points	6, at Richmond (11/9)
Rebounds	4, 2X (vs LIU Brooklyn 11/13)
Assists	5, vs LIU Brooklyn (11/13)
Blocks	1, 2X (at Xavier 11/17)
Steals	5, at Xavier (11/17)
FG Made	2, at Richmond (11/9)
FG Att	7, at Richmond (11/9)
3PFG Made	-
3PFG Att	2, 2X (vs LIU Brooklyn 11/13)
FT Made	2, 2X (at Xavier 11/17)
FT Att	2, 2X (at Xavier 11/17)

## CAREER HIGHS

Category	Career High
Points	15, vs Canisius (2/23/17)
Rebounds	7, at Quinnipiac (1/20/18)
Assists	10, at Boston College (12/3/17)
Blocks	2, vs UMass Lowell (11/29/17)
Steals	5, 2X (at Xavier 11/17/18)
FG Made	5, vs New Hampshire (11/26/17)
FG Att	8, 3X (vs Quinnipiac 2/2/18)
3PFG Made	2, at Monmouth (1/4/17)
3PFG Att	4, vs Canisius (2/23/17)
FT Made	8, vs Canisius (2/23/17)
FT Att	10, vs Canisius (2/23/17)

## STATISTICAL RANKINGS

Category	All Games
A-TO Ratio	3.67 (MAAC - 1, NCAA - 51)
Steals / Gm.	2.0 (MAAC - 10, NCAA - 240)

## MISCELLANEOUS

Category	2018-19	Career
Double-doubles	-	1
Double-Figure points	-	6
Double-Figure rebounds	-	-
Double-Figure assists	-	1
20-point games	-	-
Led team in scoring	-	-
Led team in rebounds	-	-
Led team in assists	2	22

## KENDRA LANDY'S 2018-19 GAME-BY-GAME STATISTICS

Opponent	Date	GS	MIN	FG-A	3FG-A	FT-A	Reb	A	TO	B	S	TP
at Richmond	11/9		23	2-7	0-2	2-2	4	2	0	0	1	6
LIU Brooklyn	11/13		27	1-5	0-2	0-0	4	5	1	1	0	2
at Xavier	11/17		32	0-4	0-1	2-2	3	4	2	1	5	2
at Brown	11/23											
vs Bucknell	11/24											
vs UMass	11/25											
William & Mary	12/2											
Northeastern	12/5											
at Dartmouth	12/9											
vs Furman	12/20											
vs UIC	12/21											
at Quinnipiac	1/3											
at Rider	1/6											
Marist	1/12											
Saint Peter's	1/15											
at Canisius	1/18											
at Niagara	1/20											
at Iona	1/24											
Siena	1/29											
at Manhattan	2/1											
Monmouth	2/3											
Canisius	2/7											
Niagara	2/9											
at Siena	2/14											
Quinnipiac	2/17											
at Marist	2/19											
at Saint Peters	2/22											
Iona	2/24											
Rider	3/2											

## Kendra Landy's Career

Year	GP	GS	Min	Avg	FG-FGA	Pct	3FG-FGA	Pct	FT-FTA	Pct	REB	Avg	A	TO	Blk	Stl	Pts	Avg
2015-16	26	0	143	5.5	4-25	.160	1-1	1.000	5-8	.625	18	0.7	18	22	2	5	14	0.5
2016-17	31	5	702	22.6	47-101	.465	8-26	.308	33-52	.635	48	1.5	92	71	6	19	135	4.4
2017-18	30	19	614	20.5	38-105	.362	3-25	.120	19-29	.655	72	2.4	90	65	6	29	98	3.3
2018-19	3	0	82	27.3	3-16	.188	0-5	.000	4-4	1.000	11	3.7	11	3	2	6	10	3.3
<b>TOTAL</b>	<b>90</b>	<b>24</b>	<b>1541</b>	<b>17.1</b>	<b>92-247</b>	<b>.372</b>	<b>12-57</b>	<b>.210</b>	<b>61-93</b>	<b>.656</b>	<b>149</b>	<b>1.7</b>	<b>211</b>	<b>161</b>	<b>16</b>	<b>59</b>	<b>257</b>	<b>2.9</b>



# RACHEL HAKES

#22

6-0 • Fr. • G • Woodbury, Minn. • Woodbury  
Major: Marketing

## SEASON HIGHS

Category	Season High
Points	-
Rebounds	-
Assists	-
Blocks	-
Steals	-
FG Made	-
FG Att	-
3PFG Made	-
3PFG Att	-
FT Made	-
FT Att	-

## CAREER HIGHS

Category	Career High
Points	-
Rebounds	-
Assists	-
Blocks	-
Steals	-
FG Made	-
FG Att	-
3PFG Made	-
3PFG Att	-
FT Made	-
FT Att	-

## STATISTICAL RANKINGS

Category	All Games
----------	-----------

## MISCELLANEOUS

Category	2018-19	Career
Double-doubles	-	-
Double-Figure points	-	-
Double-Figure rebounds	-	-
20-point games	-	-
Led team in scoring	-	-
Led team in rebounds	-	-
Led team in assists	-	-

## RACHEL HAKES' 2018-19 GAME-BY-GAME STATISTICS

Opponent	Date	GS	MIN	FG-A	3FG-A	FT-A	Reb	A	TO	B	S	TP
at Richmond	11/9		3	0-0	0-0	0-0	0	0	1	0	0	0
LIU Brooklyn	11/13					DNP						
at Xavier	11/17					DNP						
at Brown	11/23											
vs Bucknell	11/24											
vs UMass	11/25											
William & Mary	12/2											
Northeastern	12/5											
at Dartmouth	12/9											
vs Furman	12/20											
vs UIC	12/21											
at Quinnipiac	1/3											
at Rider	1/6											
Marist	1/12											
Saint Peter's	1/15											
at Canisius	1/18											
at Niagara	1/20											
at Iona	1/24											
Siena	1/29											
at Manhattan	2/1											
Monmouth	2/3											
Canisius	2/7											
Niagara	2/9											
at Siena	2/14											
Quinnipiac	2/17											
at Marist	2/19											
at Saint Peters	2/22											
Iona	2/24											
Rider	3/2											

## Rachel Hakes's Career

Year	GP	GS	Min	Avg	FG-FGA	Pct	3FG-FGA	Pct	FT-FTA	Pct	REB	Avg	A	TO	Blk	Stl	Pts	Avg
2018-19	1	0	3	3.0	0-0	.000	0-0	.000	0-0	.000	0	0.0	0	1	0	0	0	0.0
<b>TOTAL</b>	<b>1</b>	<b>0</b>	<b>3</b>	<b>3.0</b>	<b>0-0</b>	<b>.000</b>	<b>0-0</b>	<b>.000</b>	<b>0-0</b>	<b>.000</b>	<b>0</b>	<b>0.0</b>	<b>0</b>	<b>1</b>	<b>0</b>	<b>0</b>	<b>0</b>	<b>0.0</b>



# SAM LEWIS

# #30

5-11 • So. • G • Elkridge, Md. • Elkridge  
Major: Undeclared

## SEASON HIGHS

Category	Season High
Points	14, vs LIU Brooklyn (11/13)
Rebounds	3, vs LIU Brooklyn (11/13)
Assists	5, vs LIU Brooklyn (11/13)
Blocks	1, at Richmond (11/9)
Steals	2, at Richmond (11/9)
FG Made	5, vs LIU Brooklyn (11/13)
FG Att	8, vs LIU Brooklyn (11/13)
3PFG Made	4, vs LIU Brooklyn (11/13)
3PFG Att	6, vs LIU Brooklyn (11/13)
FT Made	1, at Richmond (11/9)
FT Att	1, at Richmond (11/9)

## CAREER HIGHS

Category	Career High
Points	14, vs LIU Brooklyn (11/13/18)
Rebounds	6, at Rhode Island (12/11/17)
Assists	5, vs LIU Brooklyn (11/13/18)
Blocks	2, at William & Mary (11/14/17)
Steals	2, 3X (at Richmond 11/9/18)
FG Made	5, vs LIU Brooklyn (11/13/18)
FG Att	10, at Rhode Island (12/11/17)
3PFG Made	4, vs LIU Brooklyn (11/13/18)
3PFG Att	8, at Rhode Island (12/11/17)
FT Made	1, 3X (at Richmond 11/9/18)
FT Att	2, 4X (vs Marist 2/14/18)

## STATISTICAL RANKINGS

Category	All Games
3-Pt. FG Pct.	50.0 (MAAC - 1, NCAA - 72)
3-Pt. FG / Gm.	2.0 (MAAC - 7, NCAA - 206)

## MISCELLANEOUS

Category	2018-19	Career
Double-doubles	-	-
Double-Figure points	2	2
Double-Figure rebounds	-	-
20-point games	-	-
Led team in scoring	-	1
Led team in rebounds	-	-
Led team in assists	1	1

## SAM LEWIS' 2018-19 GAME-BY-GAME STATISTICS

Opponent	Date	GS	MIN	FG-A	3FG-A	FT-A	Reb	A	TO	B	S	TP
at Richmond	11/9	*	24	4-7	2-4	1-1	2	2	1	1	2	11
LIU Brooklyn	11/13	*	20	5-8	4-6	0-0	3	5	4	0	0	14
at Xavier	11/17	*	16	0-4	0-2	0-0	1	0	1	0	1	0
at Brown	11/23											
vs Bucknell	11/24											
vs UMass	11/25											
William & Mary	12/2											
Northeastern	12/5											
at Dartmouth	12/9											
vs Furman	12/20											
vs UIC	12/21											
at Quinnipiac	1/3											
at Rider	1/6											
Marist	1/12											
Saint Peter's	1/15											
at Canisius	1/18											
at Niagara	1/20											
at Iona	1/24											
Siena	1/29											
at Manhattan	2/1											
Monmouth	2/3											
Canisius	2/7											
Niagara	2/9											
at Siena	2/14											
Quinnipiac	2/17											
at Marist	2/19											
at Saint Peters	2/22											
Iona	2/24											
Rider	3/2											

## Sam Lewis' Career

Year	GP	GS	Min	Avg	FG-FGA	Pct	3FG-FGA	Pct	FT-FTA	Pct	REB	Avg	A	TO	Bk	Stl	Pts	Avg
2017-18	26	0	207	8.0	20-71	.282	15-56	.268	2-8	.250	36	1.4	6	11	7	6	57	2.2
2018-19	3	3	60	20.0	9-19	.474	6-12	.500	1-1	1.000	6	2.0	7	6	1	3	25	8.3
<b>TOTAL</b>	<b>29</b>	<b>3</b>	<b>267</b>	<b>9.2</b>	<b>29-90</b>	<b>.322</b>	<b>21-68</b>	<b>.309</b>	<b>3-9</b>	<b>.333</b>	<b>42</b>	<b>1.4</b>	<b>13</b>	<b>17</b>	<b>8</b>	<b>9</b>	<b>82</b>	<b>2.8</b>



# MEAGAN MORELLI

# #31

5-10 • So. • F • Nashua, N.H. • Bishop Guertin  
Major: English

## SEASON HIGHS

Category	Season High
Points	-
Rebounds	-
Assists	-
Blocks	-
Steals	-
FG Made	-
Fg Att	-
3PFG Made	-
3PFG Att	-
FT Made	-
FT Att	-

## CAREER HIGHS

Category	Career High
Points	-
Rebounds	-
Assists	1, at Saint Peter's (2/19/18)
Blocks	-
Steals	-
FG Made	-
FG Att	-
3PFG Made	-
3PFG Att	-
FT Made	-
FT Att	-

## STATISTICAL RANKINGS

Category	All Games
----------	-----------

## MISCELLANEOUS

Category	2018-19	Career
Double-doubles	-	-
Double-Figure points	-	-
Double-Figure rebounds	-	-
20-point games	-	-
Led team in scoring	-	-
Led team in rebounds	-	-
Led team in assists	-	-

## MEAGAN MORELLI'S 2018-19 GAME-BY-GAME STATISTICS

Opponent	Date	GS	MIN	FG-A	3FG-A	FT-A	Reb	A	TO	B	S	TP
at Richmond	11/9					DNP						
LIU Brooklyn	11/13		1	0-0	0-0	0-0	0	0	0	0	0	0
at Xavier	11/17					DNP						
at Brown	11/23											
vs Bucknell	11/24											
vs UMass	11/25											
William & Mary	12/2											
Northeastern	12/5											
at Dartmouth	12/9											
vs Furman	12/20											
vs UIC	12/21											
at Quinnipiac	1/3											
at Rider	1/6											
Marist	1/12											
Saint Peter's	1/15											
at Canisius	1/18											
at Niagara	1/20											
at Iona	1/24											
Siena	1/29											
at Manhattan	2/1											
Monmouth	2/3											
Canisius	2/7											
Niagara	2/9											
at Siena	2/14											
Quinnipiac	2/17											
at Marist	2/19											
at Saint Peters	2/22											
Iona	2/24											
Rider	3/2											

## Meagan Morelli's Career

Year	GP	GS	Min	Avg	FG-FGA	Pct	3FG-FGA	Pct	FT-FTA	Pct	REB	Avg	A	TO	Blk	Stl	Pts	Avg
2017-18	3	0	5	1.7	0-0	.000	0-0	.000	0-0	.000	0	0.0	1	1	0	0	0	0.0
2018-19	1	0	1	1.0	0-0	.000	0-0	.000	0-0	.000	0	0.0	0	0	0	0	0	0.0
<b>TOTAL</b>	<b>4</b>	<b>0</b>	<b>6</b>	<b>1.5</b>	<b>0-0</b>	<b>.000</b>	<b>0-0</b>	<b>.000</b>	<b>0-0</b>	<b>.000</b>	<b>0</b>	<b>0.0</b>	<b>1</b>	<b>1</b>	<b>0</b>	<b>0</b>	<b>0</b>	<b>0.0</b>



# #32

Major: Accounting

Category	Season High
Points	-
Rebounds	-
Assists	-
Blocks	-
Steals	-
FG Made	-
FG Att	-
3PG Made	-
3PG Att	-
FT Made	-
FT Att	-

Category	Career High
Points	-
Rebounds	-
Assists	-
Blocks	-
Steals	-
FG Made	-
FG Att	-
3PG Made	-
3PG Att	-
FT Made	-
FT Att	-

Category	All Games
----------	-----------

Category	2018-19	Career
Double-doubles	-	-
Double-Figure points	-	-
Double-Figure rebounds	-	-
20-point games	-	-
Led team in scoring	-	-
Led team in rebounds	-	-
Led team in assists	-	-

[illegible]

Year	GP	GS	Min	Avg	FG-FGA	Pct	3FG-FGA	Pct	FT-FTA	Pct	REB	Avg	A	TO	Blk	Stl	Pts	Avg
2018-19	2	0	2	2.0	0-0	.000	0-0	.000	0-0	.000	0	0.0	0	0	0	0	0	0.0
TOTAL	2	0	2	2.0	0-0	.000	0-0	.000	0-0	.000	0	0.0	0	0	0	0	0	0.0



# MOLLY BAUER

# #40

6-4 • So. • F • Connellsville, Pa. • Connellsville  
Major: Biology

## SEASON HIGHS

Category	Season High
Points	2, vs LIU Brooklyn (11/13)
Rebounds	1, vs LIU Brooklyn (11/13)
Assists	1, vs LIU Brooklyn (11/13)
Blocks	1, vs LIU Brooklyn (11/13)
Steals	-
FG Made	1, vs LIU Brooklyn (11/13)
Fg Att	2, vs LIU Brooklyn (11/13)
3PFG Made	-
3PFG Att	-
FT Made	-
FT Att	-

## CAREER HIGHS

Category	Career High
Points	2, vs LIU Brooklyn (11/13/18)
Rebounds	1, vs LIU Brooklyn (11/13/18)
Assists	1, vs LIU Brooklyn (11/13/18)
Blocks	1, vs LIU Brooklyn (11/13/18)
Steals	-
FG Made	1, vs LIU Brooklyn (11/13/18)
FG Att	2, vs LIU Brooklyn (11/13/18)
3PFG Made	-
3PFG Att	-
FT Made	-
FT Att	-

## STATISTICAL RANKINGS

Category	All Games
----------	-----------

## MISCELLANEOUS

Category	2018-19	Career
Double-doubles	-	-
Double-Figure points	-	-
Double-Figure rebounds	-	-
20-point games	-	-
Led team in scoring	-	-
Led team in rebounds	-	-
Led team in assists	-	-

## MOLLY BAUER'S 2018-19 GAME-BY-GAME STATISTICS

Opponent	Date	GS	MIN	FG-A	3FG-A	FT-A	Reb	A	TO	B	S	TP
at Richmond	11/9		3	0-0	0-0	0-0	0	0	0	0	0	0
LIU Brooklyn	11/13		3	1-2	0-0	0-0	1	1	0	1	0	2
at Xavier	11/17					DNP						
at Brown	11/23											
vs Bucknell	11/24											
vs UMass	11/25											
William & Mary	12/2											
Northeastern	12/5											
at Dartmouth	12/9											
vs Furman	12/20											
vs UIC	12/21											
at Quinnipiac	1/3											
at Rider	1/6											
Marist	1/12											
Saint Peter's	1/15											
at Canisius	1/18											
at Niagara	1/20											
at Iona	1/24											
Siena	1/29											
at Manhattan	2/1											
Monmouth	2/3											
Canisius	2/7											
Niagara	2/9											
at Siena	2/14											
Quinnipiac	2/17											
at Marist	2/19											
at Saint Peters	2/22											
Iona	2/24											
Rider	3/2											

## Molly Bauer's Career

Year	GP	GS	Min	Avg	FG-FGA	Pct	3FG-FGA	Pct	FT-FTA	Pct	REB	Avg	A	TO	Blk	Stl	Pts	Avg
2017-18	4	0	10	2.5	0-2	.000	0-0	.000	0-0	.000	2	0.5	0	0	0	0	0	0.0
2018-19	2	0	6	3.0	1-2	.000	0-0	.000	0-0	.000	1	0.5	1	0	1	0	2	1.0
<b>TOTAL</b>	<b>6</b>	<b>0</b>	<b>16</b>	<b>2.7</b>	<b>1-4</b>	<b>.250</b>	<b>0-0</b>	<b>.000</b>	<b>0-0</b>	<b>.000</b>	<b>3</b>	<b>0.5</b>	<b>1</b>	<b>0</b>	<b>1</b>	<b>0</b>	<b>2</b>	<b>0.3</b>



# ANDREA HERNANGOMEZ

# #41

6-1 • Fr. • F • Madrid, Spain • Carmen Conde  
Major: Marketing

## SEASON HIGHS

Category	Season High
Points	6, vs LIU Brooklyn (11/13)
Rebounds	5, 2X (at Xavier 11/17)
Assists	2, vs LIU Brooklyn (11/13)
Blocks	1, 2X (vs LIU Brooklyn (11/13)
Steals	-
FG Made	2, 2X (at Xavier 11/17)
FG Att	6, at Xavier (11/17)
3PFG Made	-
3PFG Att	-
FT Made	2, vs LIU Brooklyn (11/13)
FT Att	2, vs LIU Brooklyn (11/13)

## CAREER HIGHS

Category	Career High
Points	6, vs LIU Brooklyn (11/13/18)
Rebounds	5, 2X (at Xavier 11/17/18)
Assists	2, vs LIU Brooklyn (11/13/18)
Blocks	1, 2X (vs LIU Brooklyn 11/13/18)
Steals	-
FG Made	2, 2X (at Xavier 11/17/18)
FG Att	6, at Xavier (11/17/18)
3PFG Made	-
3PFG Att	-
FT Made	2, vs LIU Brooklyn (11/13/18)
FT Att	2, vs LIU Brooklyn (11/13/18)

## STATISTICAL RANKINGS

Category	All Games
----------	-----------

## MISCELLANEOUS

Category	2018-19	Career
Double-doubles	-	-
Double-Figure points	-	-
Double-Figure rebounds	-	-
20-point games	-	-
Led team in scoring	-	-
Led team in rebounds	-	-
Led team in assists	-	-

## ANDREA HERNANGOMEZ'S 2018-19 GAME-BY-GAME STATISTICS

Opponent	Date	GS	MIN	FG-A	3FG-A	FT-A	Reb	A	TO	B	S	TP
at Richmond	11/9		19	1-5	0-0	0-0	5	1	2	1	0	2
LIU Brooklyn	11/13		10	2-3	0-0	2-2	2	2	0	1	0	6
at Xavier	11/17		19	2-6	0-0	0-0	5	1	0	0	0	4
at Brown	11/23											
vs Bucknell	11/24											
vs UMass	11/25											
William & Mary	12/2											
Northeastern	12/5											
at Dartmouth	12/9											
vs Furman	12/20											
vs UIC	12/21											
at Quinnipiac	1/3											
at Rider	1/6											
Marist	1/12											
Saint Peter's	1/15											
at Canisius	1/18											
at Niagara	1/20											
at Iona	1/24											
Siena	1/29											
at Manhattan	2/1											
Monmouth	2/3											
Canisius	2/7											
Niagara	2/9											
at Siena	2/14											
Quinnipiac	2/17											
at Marist	2/19											
at Saint Peters	2/22											
Iona	2/24											
Rider	3/2											

## Andrea Hernangomez's Career

Year	GP	GS	Min	Avg	FG-FGA	Pct	3FG-FGA	Pct	FT-FTA	Pct	REB	Avg	A	TO	Blk	Stl	Pts	Avg
2018-19	3	0	48	16.0	5-14	.357	0-0	.000	2-2	1.000	12	4.0	4	2	2	0	12	4.0
<b>TOTAL</b>	<b>3</b>	<b>0</b>	<b>48</b>	<b>16.0</b>	<b>5-14</b>	<b>.357</b>	<b>0-0</b>	<b>.000</b>	<b>2-2</b>	<b>1.000</b>	<b>12</b>	<b>4.0</b>	<b>4</b>	<b>2</b>	<b>2</b>	<b>0</b>	<b>12</b>	<b>4.0</b>



# NICOLE BUS

# #44

6-1 • Jr. • F • Bright's Grove, Ontario • Northern Collegiate  
Major: Biology

## SEASON HIGHS

Category	Season High
Points	-
Rebounds	-
Assists	-
Blocks	-
Steals	-
FG Made	-
Fg Att	-
3PFG Made	-
3PFG Att	-
FT Made	-
FT Att	-

## CAREER HIGHS

Category	Career High
Points	-
Rebounds	1, vs Marist (3/4/17)
Assists	-
Blocks	1, at Saint Peter's (2/14/17)
Steals	-
FG Made	-
FG Att	-
3PFG Made	-
3PFG Att	-
FT Made	-
FT Att	-

## STATISTICAL RANKINGS

Category	All Games
----------	-----------

## MISCELLANEOUS


Category	2018-19	Career
Double-doubles	-	-
Double-Figure points	-	-
Double-Figure rebounds	-	-
20-point games	-	-
Led team in scoring	-	-
Led team in rebounds	-	-
Led team in assists	-	-

## NICOLE BUS' 2018-19 GAME-BY-GAME STATISTICS

Opponent	Date	GS	MIN	FG-A	3FG-A	FT-A	Reb	A	TO	B	S	TP
at Richmond	11/9					DNP						
LIU Brooklyn	11/13		1	0-0	0-0	0-0	0	0	0	0	0	0
at Xavier	11/17					DNP						
at Brown	11/23											
vs Bucknell	11/24											
vs UMass	11/25											
William & Mary	12/2											
Northeastern	12/5											
at Dartmouth	12/9											
vs Furman	12/20											
vs UIC	12/21											
at Quinnipiac	1/3											
at Rider	1/6											
Marist	1/12											
Saint Peter's	1/15											
at Canisius	1/18											
at Niagara	1/20											
at Iona	1/24											
Siena	1/29											
at Manhattan	2/1											
Monmouth	2/3											
Canisius	2/7											
Niagara	2/9											
at Siena	2/14											
Quinnipiac	2/17											
at Marist	2/19											
at Saint Peters	2/22											
Iona	2/24											
Rider	3/2											

## Nicole Bus' Career

Year	GP	GS	Min	Avg	FG-FGA	Pct	3FG-FGA	Pct	FT-FTA	Pct	REB	Avg	A	TO	Blk	Stl	Pts	Avg
2016-17	10	0	10	1.0	0-0	.000	0-0	.000	0-0	.000	1	0.1	0	0	1	0	0	0.0
2017-18	0	0	0	0.0	0-0	.000	0-0	.000	0-0	.000	0	0.0	0	0	0	0	0	0.0
2018-19	1	0	1	1.0	0-0	.000	0-0	.000	0-0	.000	0	0.0	0	0	0	0	0	0.0
<b>TOTAL</b>	<b>11</b>	<b>0</b>	<b>11</b>	<b>1.0</b>	<b>0-0</b>	<b>.000</b>	<b>0-0</b>	<b>.000</b>	<b>0-0</b>	<b>.000</b>	<b>1</b>	<b>0.1</b>	<b>0</b>	<b>0</b>	<b>1</b>	<b>0</b>	<b>0</b>	<b>0.0</b>



## GAME 1

NOVEMBER 9, 2018

Fairfield 58

Richmond 40

Robins Center  
Richmond, Va.

### Fairfield 58

#	Player	Total		3-Ptr		Rebounds		PF	TP	A	TO	Blk	Stl	Min
		FG	FGA	FG	FGA	FT	FTA							
15	Armstrong, Katie	f	4-6	0-0	2-4	2	0	2	3	10	1	4	0	27
13	Diouf, Khadijatou	c	8-12	0-0	1-2	2	7	9	1	17	0	2	1	30
02	Kramer, Sam	g	1-3	0-2	1-2	0	1	1	3	3	7	4	0	29
14	Foley, Casey	g	3-7	3-5	0-0	1	7	8	3	9	2	2	0	34
30	Lewis, Sam	g	4-7	2-4	1-1	1	1	2	2	11	2	1	1	24
12	Nibbelink, Eden	g	0-3	0-3	0-0	0	2	2	0	0	0	0	0	8
20	Landy, Kendra	g	2-7	0-2	2-2	0	4	4	0	6	2	0	0	1
22	Hakes, Rachel	g	0-0	0-0	0-0	0	0	0	0	0	1	0	0	3
40	Bauer, Molly	g	0-0	0-0	0-0	0	0	0	0	0	0	0	0	3
41	Hernangomez, Andrea	g	1-5	0-0	0-0	2	3	5	1	2	1	2	1	0
Team						0	5	5			1			
Totals			23-50		5-16		7-11			8	30	13	58	15 17 3 7 200

1st - FG %: 7-13 53.8% 2nd - 5-12 41.7% 3rd - 11-17 64.7% 4th - 0-8 0.0% Game: 23-50 46.0% Deadball  
3FG %: 3-6 50.0% 0-2 0.0% 2-3 66.7% 0-5 0.0% 5-16 31.3% Rebounds  
FT %: 2-2 100.0% 1-2 50.0% 1-1 100.0% 3-6 50.0% 7-11 63.6% 1

### Richmond 40 • 0-1

#	Player	Total		3-Ptr		Rebounds		PF	TP	A	TO	Blk	Stl	Min
		FG	FGA	FG	FGA	FT	FTA							
01	Jaide Hinds-Clarke	f	1-10	0-0	1-2	1	1	2	4	3	1	0	1	17
15	Emma Squires	f	3-5	2-3	0-0	1	2	3	4	8	0	3	2	20
13	Alex Parson	g	4-11	3-5	4-4	0	6	6	1	15	1	5	0	30
22	Molly Miraz	g	0-1	0-1	0-0	0	1	1	2	0	1	1	0	22
25	Jayana Ervin	g	2-4	0-0	1-3	0	1	1	5	0	1	0	2	23
02	Aaliyah Carpenter	g	0-2	0-2	0-0	0	3	3	0	0	1	0	0	10
03	Dalija Ruffin	g	0-2	0-1	0-2	1	0	1	0	0	0	0	1	9
05	Ragan Wiseman	g	1-2	0-0	0-0	0	2	2	1	2	1	1	0	13
10	Madelyn Neff	g	0-1	0-0	0-0	0	1	1	0	0	1	1	0	5
12	Claire Holt	g	0-2	0-1	0-0	0	2	2	1	0	1	1	0	8
21	Imani Moustaf	g	0-0	0-0	0-0	0	0	0	0	1	0	0	0	4
23	Autumn Truesdale	g	0-0	0-0	0-0	0	0	0	0	0	0	0	0	1
30	Kailyn Fee	g	0-3	0-3	0-0	0	0	0	2	0	1	0	0	11
33	Amy Duggan	g	2-2	1-1	2-4	1	1	2	0	7	0	2	0	24
Team						1	2	3			1			
Totals			13-45		6-17		8-15			5	22	17	40	7 18 3 8 197

1st - FG %: 4-10 40.0% 2nd - 4-11 36.4% 3rd - 2-11 18.2% 4th - 3-13 23.1% Game: 13-45 28.9% Deadball  
3FG %: 1-3 33.3% 3-6 50.0% 1-3 33.3% 1-5 20.0% 6-17 35.3% Rebounds  
FT %: 2-3 66.7% 3-6 50.0% 3-6 50.0% 0-0 0.0% 8-15 53.3% 4

Officials: Technical fouls: Fairfield-None. Richmond-None.  
Attendance: 527  
2018-19 Women's Basketball. Round: 0. Fairfield vs Richmond. Played at .

Score by periods	1st	2nd	3rd	4th	Total
Fairfield	19	11	25	3	58
Richmond	11	14	8	7	40



## GAME 2

NOVEMBER 13, 2018

Fairfield 71

LIU Brooklyn 43

Webster Bank Arena  
Bridgeport, Conn.

### LIU Brooklyn 43 • 0-3

#	Player	Total		3-Ptr		Rebounds		PF	TP	A	TO	Blk	Stl	Min
		FG	FGA	FG	FGA	FT	FTA							
12	VAATANEN, Ella	f	2-6	0-3	2-3	0	2	2	3	6	0	3	0	1
15	THOMAS, Brandy	f	6-15	0-0	4-4	4	6	10	2	16	2	1	1	32
00	JOHNSON, Jeydah	g	2-13	0-6	0-1	0	5	5	2	4	1	2	2	24
04	GRAY, Camille	g	0-2	0-0	2-4	1	1	2	5	2	0	0	0	17
05	MONTAGNE, Tia	g	1-4	0-0	0-0	0	2	2	1	2	2	1	0	1
02	BELL, Kiara	g	0-1	0-0	0-2	0	0	0	1	0	0	0	0	7
14	WEISE, Ryan	g	1-2	0-1	0-0	0	0	0	2	2	0	2	0	8
20	RICHARDS, Seneca	g	2-5	2-4	0-0	0	0	0	0	6	1	0	0	25
21	SANFORD, Shyla	g	1-3	1-2	2-2	0	0	0	1	5	0	0	1	18
23	MISIR, Tiya	g	0-2	0-0	0-0	0	3	3	1	0	1	3	0	1
Team						3	4	7						
Totals			15-53		3-16		10-16			8	23	18	43	7 12 3 4 200

1st - FG %: 4-10 40.0% 2nd - 5-18 27.8% 3rd - 3-10 30.0% 4th - 3-15 20.0% Game: 15-53 28.3% Deadball  
3FG %: 1-3 33.3% 1-4 25.0% 0-2 0.0% 1-7 14.3% 3-16 18.8% Rebounds  
FT %: 1-3 33.3% 0-2 0.0% 6-7 85.7% 3-4 75.0% 10-16 62.5% 3

### Fairfield 71 • 2-0

#	Player	Total		3-Ptr		Rebounds		PF	TP	A	TO	Blk	Stl	Min
		FG	FGA	FG	FGA	FT	FTA							
13	Diouf, Khadijatou	f	3-7	0-0	4-4	1	3	4	1	10	0	0	0	31
15	Armstrong, Katie	f	7-15	1-2	5-5	1	2	3	2	20	1	1	0	34
02	Kramer, Sam	g	2-5	0-1	2-2	0	5	5	0	6	3	2	1	26
14	Foley, Casey	g	2-5	1-3	0-0	1	5	6	3	5	2	1	0	3
30	Lewis, Sam	g	5-8	4-6	0-0	1	2	3	3	14	5	4	0	20
12	Nibbelink, Eden	g	2-6	2-6	0-0	1	6	7	3	6	2	0	2	19
20	Landy, Kendra	g	1-5	0-2	0-0	1	3	4	1	2	5	1	1	27
31	Morelli, Meagan	g	0-0	0-0	0-0	0	0	0	0	0	0	0	0	1
32	Carter, Jazmine	g	0-0	0-0	0-0	0	0	0	0	0	0	0	0	2
40	Bauer, Molly	g	1-2	0-0	0-0	0	1	1	2	2	1	0	1	3
41	Hernangomez, Andrea	g	2-3	0-0	2-2	1	1	2	0	6	2	0	1	10
44	Bus, Nicole	g	0-0	0-0	0-0	0	0	0	0	0	0	0	0	1
Team						1	4	5						
Totals			25-56		8-20		13-13			8	32	40	15	71 21 9 6 200

1st - FG %: 6-16 37.5% 2nd - 4-13 30.8% 3rd - 6-13 46.2% 4th - 9-14 64.3% Game: 25-56 44.6% Deadball  
3FG %: 2-6 33.3% 2-5 40.0% 1-4 25.0% 3-5 60.0% 8-20 40.0% Rebounds  
FT %: 0-0 0.0% 2-2 100.0% 9-9 100.0% 2-2 100.0% 13-13 100.0% 0,1

Officials: Maggie Tieman, Geraldine Smith, Krystle Appalanz  
Technical fouls: LIU Brooklyn-None. Fairfield-None.  
Attendance: 426

Score by periods	1st	2nd	3rd	4th	Total
LIU Brooklyn	10	11	12	10	43
Fairfield	14	12	22	23	71



## GAME 3

NOVEMBER 17, 2018

Fairfield 35

Xavier 48

Cintas Center  
Cincinnati, Ohio

### Fairfield 35 • 2-1

#	Player	Total		3-Ptr		Rebounds		PF	TP	A	TO	Blk	Stl	Min
		FG	FGA	FG	FGA	FT	FTA							
13	Diouf, Khadijatou	f	0-7	0-1	2-2	4	3	7	1	2	0	4	2	1
15	Armstrong, Katie	f	5-12	0-2	6-6	4	2	6	2	16	0	4	0	2
02	Kramer, Sam	g	0-4	0-3	0-0	0	1	1	0	0	0	1	0	3
14	Foley, Casey	g	4-8	1-4	2-2	1	3	4	2	11	3	5	0	4
30	Lewis, Sam	g	0-4	0-2	0-0	0	1	1	1	0	0	1	0	1
12	Nibbelink, Eden	g	0-5	0-4	0-0	0	3	3	0	0	0	0	0	18
20	Landy, Kendra	g	0-1	2-2	0	3	3	1	2	4	2	1	5	32
41	Hernangomez, Andrea	g	2-6	0-0	0-0	2	3	5	1	4	1	0	0	19
Team						2	0	2						
Totals			11-50		1-17		12-12			13	19	32	8	35 16 200

1st - FG %: 1-4 25.0% 2nd - 3-11 27.3% 3rd - 3-11 27.3% 4th - 4-14 28.6% Game: 11-50 22.0% Deadball  
3FG %: 0-6 0.0% 0-3 0.0% 1-4 25.0% 0-4 0.0% 1-17 5.9% Rebounds  
FT %: 0-0 0.0% 6-6 100.0% 4-4 100.0% 2-2 100.0% 12-12 100.0% 0

### Xavier 48 • 3-1

#	PLAYER		Total		3-Ptr		Rebounds		PF	TP	A	TO	Blk	Stl	Min
			FG-FGA	FG-FGA	FT-FTA	Off	Def								
02	ROSS, Deja	f	1-8	0-5	0-0	3	1	4	4	2	0	3	1	1	27
21	GRAY, Arianne	f	6-8	0-0	2-2	4	10	14	2	14	1	5	0	3	32
03	DUNHAM, Aaliyah	g	2-6	0-3	0-0	1	0	1	0	4	4	3	0	30	30
04	WASYLSON, Lauren	g	4-8	3-6	0-0	0	3	3	0	11	1	1	0	0	30
20	OWENS, Na'Teshia	g	5-8	1-2	0-0	0	3	3	0	11	5	5	0	2	32
15	REIFF, Aly	g	2-4	2-3	0-0	0	1	1	3	6	0	2	0	1	12
23	JOHNSON, Maddy	g	0-1	0-0	0-2	1	3	4	2	0	0	0	0	15	15
25	GROSS, Carrie	g	0-2	0-2	0-0	0	1	1	2	0	1	1	0	9	9
44	TOWNSEND, Ayanna		0-2	0-0	0-0	0	2	2	0	0	1	1	0	13	13
	Team					0	2	2			1				
Totals			20-47	6-21	2-4	9	26	35	15	48	12	22	2	7	200



**2018-19 Fairfield Women's Basketball**  
**Fairfield Combined Team Statistics (as of Nov 20, 2018)**  
**All games**



<b>RECORD:</b>	<b>OVERALL</b>	<b>HOME</b>	<b>AWAY</b>	<b>NEUTRAL</b>
ALL GAMES	2-1	1-0	1-1	0-0
CONFERENCE	0-0	0-0	0-0	0-0
NON-CONFERENCE	2-1	1-0	1-1	0-0

#	Player	gp-gs	min	avg	Total		3-Point		F-Throw		Rebounds								a	to	blk	stl	pts	avg
					fg-fga	fg%	3fg-fga	3fg%	ft-fa	ft%	off	def	tot	avg	pf	dq								
15	Armstrong, Katie	3-3	93	31.0	16-33	.485	1-4	.250	13-15	.867	7	4	11	3.7	7	0	2	9	0	5	46	15.3		
13	Diouf, Khadidiatou	3-3	90	30.0	11-26	.423	0-1	.000	7-8	.875	7	13	20	6.7	3	0	0	6	3	1	29	9.7		
14	Foley, Casey	3-3	99	33.0	9-20	.450	5-12	.417	2-2	1.000	3	15	18	6.0	8	0	7	8	0	9	25	8.3		
30	Lewis, Sam	3-3	60	20.0	9-19	.474	6-12	.500	1-1	1.000	2	4	6	2.0	6	0	7	6	1	3	25	8.3		
41	Hernangomez, Andrea	3-0	48	16.0	5-14	.357	0-0	.000	2-2	1.000	5	7	12	4.0	2	0	4	2	2	0	12	4.0		
20	Landy, Kendra	3-0	82	27.3	3-16	.188	0-5	.000	4-4	1.000	1	10	11	3.7	2	0	11	3	2	6	10	3.3		
02	Kramer, Sam	3-3	70	23.3	3-12	.250	0-6	.000	3-4	.750	0	7	7	2.3	3	0	10	7	1	3	9	3.0		
12	Nibbelink, Eden	3-0	45	15.0	2-14	.143	2-13	.154	0-0	.000	1	11	12	4.0	3	0	2	0	2	2	6	2.0		
40	Bauer, Molly	2-0	6	3.0	1-2	.500	0-0	.000	0-0	.000	0	1	1	0.5	2	0	1	0	1	0	2	1.0		
31	Morelli, Meagan	1-0	1	1.0	0-0	.000	0-0	.000	0-0	.000	0	0	0	0.0	0	0	0	0	0	0	0	0.0		
32	Carter, Jazmine	1-0	2	2.0	0-0	.000	0-0	.000	0-0	.000	0	0	0	0.0	0	0	0	0	0	0	0	0.0		
44	Bus, Nicole	1-0	1	1.0	0-0	.000	0-0	.000	0-0	.000	0	0	0	0.0	0	0	0	0	0	0	0	0.0		
22	Hakes, Rachel	1-0	3	3.0	0-0	.000	0-0	.000	0-0	.000	0	0	0	0.0	0	0	0	1	0	0	0	0.0		
Team											3	9	12				2							
Total.....		3	600		59-156	.378	14-53	.264	32-36	.889	29	81	110	36.7	36	0	44	44	12	29	164	54.7		
Opponents.....		3	597		48-145	.331	15-54	.278	20-35	.571	22	71	93	31.0	50	-	26	52	8	19	131	43.7		

TEAM STATISTICS	FFD	OPP	Date	Opponent	Score	Att.
SCORING	164	131	11/09/18	at Richmond	w 58-40	527
Points per game	54.7	43.7	11/13/18	LIU BROOKLYN	w 71-43	426
Scoring margin	+11.0	-	11/17/18	at Xavier	L 35-48	0
FIELD GOALS-ATT	59-156	48-145	* - Conference game			
Field goal pct	.378	.331				
3 POINT FG-ATT	14-53	15-54				
3-point FG pct	.264	.278				
3-pt FG made per game	4.7	5.0				
FREE THROWS-ATT	32-36	20-35				
Free throw pct	.889	.571				
F-Throws made per game	10.7	6.7				
REBOUNDS	110	93				
Rebounds per game	36.7	31.0				
Rebounding margin	+5.7	-				
ASSISTS	44	26				
Assists per game	14.7	8.7				
TURNOVERS	44	52				
Turnovers per game	14.7	17.3				
Turnover margin	+2.7	-				
Assist/turnover ratio	1.0	0.5				
STEALS	29	19				
Steals per game	9.7	6.3				
BLOCKS	12	8				
Blocks per game	4.0	2.7				
ATTENDANCE	426	527				
Home games-Avg/Game	1-426	2-264				
Neutral site-Avg/Game	-	0-0				

Score by Periods	1st	2nd	3rd	4th	Totals
Fairfield	35	35	58	36	164
Opponents	32	37	34	28	131