



## Honors Won By Eastern Players

### **Players Drafted Into the NBA**

- 1977 Ron Cox - Cleveland  
6th round (121st)
- 2007 Rodney Stuckey - Detroit  
1st round (15th)
- 2015 Tyler Harvey - Orlando  
2nd (51st)

### **Selected to Play in Portsmouth Invitational Pre-NBA Draft Tournament**

- 2018 Bogdan Bliznyuk
- 2017 Jacob Wiley

### **NCAA Division I**

- NABC All-Star Game (held in conjunction with Final Four)**  
2018 Bogdan Bliznyuk

### **Associated Press All-America**

- 2004 Alvin Snow (honorable mention)
- 2006 Rodney Stuckey (honorable mention)
- 2007 Rodney Stuckey (honorable mention)
- 2015 Tyler Harvey (honorable mention)
- 2017 Jacob Wiley (honorable mention)
- 2018 Bogdan Bliznyuk (honorable mention)

### **Collegeinsider.com All-America**

- 2007 Rodney Stuckey

### **Collegeinsider.com Freshman of the Year**

- 2006 Rodney Stuckey

### **Fox Sports Mid-Major Freshman of the Year**

- 2006 Rodney Stuckey

### **College Sports Madness Mid-Major All-America**

- 2017 Jacob Wiley (honorable mention)
- 2018 Bogdan Bliznyuk (third team)

### **Before Signing With the Brooklyn Nets in the NBA, Jacob Wiley Receives AP Honorable Mention All-America Honors in His Only Season as an Eagle**

**JACOB WILEY** was the best kind of a "one-and-done" college basketball player, and received a contract in the National Basketball Association to cap it. The graduate transfer concluded an incredible senior season when he was named by Associated Press as an honorable mention All-America selection in the 2016-17 season. He became just the fourth Eagle to earn that honor in 34 seasons as a member of NCAA Division I.

Less than a month after the conclusion of the season, Wiley was married on April 8, then headed for Portsmouth, Va., for the 65th-Annual Portsmouth Invitational Tournament. The PIT featured 64 of the nation's top college seniors competing in a four-day, 12-game event in front of team representatives throughout the National Basketball Association. The 2012 tournament took place April 12-15 at Churchland High School, and Wiley averaged 27.2 minutes, 17.3 points, 9.3 rebounds and 1.7 blocks in three games.

His performance in Portsmouth opened the door for numerous workouts with NBA teams in preparation for the NBA Draft. Although he was not chosen, he signed a two-way contract to play with the Brooklyn Nets and the team's NBA G League affiliate, the Long Island Nets. He averaged 6.6 minutes per game in his five games with Brooklyn, scoring four points and grabbing 11 rebounds. He scored all four of the points and eight of the rebounds in 21 minutes of action against Denver on Nov. 7, 2017. He made his regular season NBA debut versus Denver on Oct. 29, 2017. He then averaged 7.8 points, 3.8 rebounds and 1.1 assists for Long Island, including a season-high 20 in his first game on Nov. 16, 2017. Wiley scored in double figures five times, and had a season-high seven rebounds on Jan. 2, 2018. Wiley also played with the Nets during the 2017 NBA Summer League, averaging 15.6 minutes, 2.5 points, 4.5 rebounds and 0.5 blocked shots in the team's four games in Las Vegas. A foot injury ended his 2017-18 season and subsequently he was released, but he played in the 2018 NBA Summer League in Las Vegas for the Dallas Mavericks and now plays in Australia.

Wiley was selected as the MVP of the Big Sky Conference in his lone season as an Eagle, and went on to earn first team All-District 6 honors from the National Association of Basketball Coaches, and was a Mid-Major All-American as a finalist for the Lou Henson Award presented by Collegeinsider.com. Wiley made Big Sky as a senior by becoming just the second player in league history to score at least 639 points and have at least 303 rebounds in a single season in the league's 54-year existence. He finished with totals of 694 and 309, respectively, and no other player in league history has coupled that with at least 58 blocks (Wiley finished with 94 to come one shy of the league record) or a shooting percentage of at least .621 (Wiley finished at .643). Montana's Larry Krystkowiak (now head coach at Utah) is the other player to have at least 639/303 in the same year, and he had 709 points and 364 rebounds in the 1985-86 season.

Wiley finished the season ranked sixth in NCAA Division I in field goal percentage (.643), eighth in blocked shots (2.76 per game), 29th in scoring (20.4), 48th in rebounds (9.1) and 112th in free throw percentage (.828). En route to earning league MVP honors, he led the Big Sky in field goal percentage, rebounds and scoring, and was sixth in scoring. In league-only statistics, Wiley led in scoring (24.6), rebounding (10.3), blocked shots (2.5) and field goal percentage (.659).





## Collegeinsider.com Mid-Major All-America

2006 Rodney Stuckey  
2007 Rodney Stuckey

## Fox Sports Mid-Major All-America

2006 Rodney Stuckey (2nd team)  
2007 Rodney Stuckey (1st team)

## Rivals.com Mid-Major All-America

2006 Rodney Stuckey (2nd team)  
2007 Rodney Stuckey (1st team)

## NABC All-District

2006 Rodney Stuckey (1st team)  
2007 Rodney Stuckey (1st team)  
2014 Tyler Harvey (2nd team)  
2015 Tyler Harvey (1st team)  
2015 Venky Jois (1st team)  
2016 Austin McBroom (1st team)  
2016 Venky Jois (2nd team)  
2017 Jacob Wiley (1st team)  
2017 Bogdan Bliznyuk (2nd team)

## USBWA All-District 9

2007 Rodney Stuckey (1st tm.)

## Wooden Award Candidate

2007 Rodney Stuckey  
-- One of 50 players selected nationally

## Jerry West Shooting Guard of the Year Finalist

2015 Tyler Harvey  
-- One of 16 players selected nationally

## Lou Henson Award Finalist (top mid-major player) & Mid-Major All-America Team

2018 Bogdan Bliznyuk  
-- One of 40 players selected nationally  
2017 Jacob Wiley  
-- One of 30 players selected nationally  
2015 Tyler Harvey  
-- One of 31 players selected nationally

## Inland Northwest Male Amateur Athlete of the Year

2007 Rodney Stuckey  
-- Only the second time an EWU athlete earned the award (Scott Garske, football, 1973; Since then, J.C. Sherritt, football, won in 2010; Bo Levi Mitchell, football, won in 2011; Brandon Kaufman, football, won in 2012; and Cooper Kupp, football, won in 2015.

## USBWA Oscar Robertson National Player of the Week

2015 Tyler Harvey  
2016 Austin McBroom  
2017 Jacob Wiley



Australian VENKY JOIS had a school-record 1,803 points (13th in Big Sky Conference history) in his 122-game career, with 1,015 rebounds (third in school history, fifth in league history) and 240 blocked shots (school record and second all-time in the Big Sky behind the record of 247). He also broke school records his senior season (2015-16) for field goal accuracy (67.9 percent) and dunks (61), and also left as the school's career leader in games started (120), dunks (159), blocked shots per game (2.0) and free throws attempted (660). Another school record – for a total of 10 – was set during his junior campaign when he had 69 blocked shots (record 2.2 per game).

Jois was only the third player in the 53-year history of the Big Sky Conference to have more than 1,600 points and 900 rebounds in his career. The only other players in league history to have more than 1,600 points and 900 rebounds are Larry Krystkowiak (Montana, 1983-86, 2,017 points, 1,105 rebounds, 3,122 total) and Steve Hayes (Idaho State, 1974-77, 1,933 points, 1,147 rebounds, 3,080 total). For total points/rebounds, Jois was fourth all-time with a total of 2,818.

He earned All-Big Sky Conference honors all four years as an Eagle – first team as a junior and senior, and honorable mention as a sophomore and freshman. He was the league's Freshman of the Year in the 2012-13 season. He was also honored twice on the National Association of Basketball Coaches Association All-District 6 squad, earning first team honors as a junior and second team as a senior. He was also an All-Tournament choice at the the 2015 Big Sky Conference Tournament when Eastern won three games, including a come-from-behind victory over host Montana to advance to the school's second NCAA Tournament.



# EAGLE MEN'S BASKETBALL 2018-19

## Dick Vitale National Player of the Week

2017 Jacob Wiley

## NCAA.com National Player of the Week

2017 Jacob Wiley

## College Sports Madness National Mid-Major Player of the Week

2017 Jacob Wiley (2 times)

## Rivals.com National Freshman of the Week

2006 Rodney Stuckey

## CBS SportsLine National Freshman of the Week

2006 Rodney Stuckey

## Compaq College Basketball Play of the Year Award

2000 Ryan Hansen

## NABC District 13 Coach of the Year Award

2000 Steve Aggers

## Collegeinsider.com Coach of the Year (Big Sky)

2001 Ray Giacoletti

## All-Big Sky Conference

### First Team

1990 David Peed  
Ronn McMahon  
1991 Brian Sullivan  
1993 Brad Sebree  
1998 Deon Williams  
Karim Scott  
1999 Shannon Taylor  
2000 Deon Williams  
Ryan Hansen  
2001 Chris White  
Aaron Olson  
2002 Alvin Snow  
Chris Hester  
2003 Marc Axton  
Alvin Snow  
Chris Hester  
2004 Marc Axton  
Alvin Snow  
Brendon Merritt  
2005 Marc Axton  
2006 Rodney Stuckey  
2007 Rodney Stuckey  
Paul Butorac  
2012 Cliff Colimon  
2014 Tyler Harvey  
2015 Tyler Harvey  
Venky Jois  
2016 Venky Jois  
Austin McBroom  
2017 Jacob Wiley  
2018 Bogdan Bliznyuk

### Second Team

1989 David Peed

2008 Kellen Williams  
2009 Benny Valentine  
2011 Glen Dean  
2017 Bogdan Bliznyuk

### Honorable Mention

1989 Ronn McMahon  
1990 Brian Sullivan  
Greg Trygstad  
1995 Melvin Lewis  
1997 Travis King  
Karim Scott  
1998 Shannon Taylor  
Michael Lewis  
1999 Deon Williams  
2000 Chris White  
2001 Jamal Jones  
2002 Jason Lewis  
2003 Brendon Merritt  
2006 Deuce Smith  
Paul Butorac  
2010 Glen Dean  
2012 Collin Chiverton  
2013 Venky Jois  
2014 Venky Jois  
2015 Drew Brandon  
2018 Mason Peatling

### Most Valuable Player

2004 Alvin Snow  
2006 Rodney Stuckey  
2017 Jacob Wiley  
2018 Bogdan Bliznyuk

### Defensive Player of the Year

2002 Alvin Snow  
2018 Bogdan Bliznyuk

### Top Newcomer

1995 Melvin Lewis  
2002 Chris Hester  
2012 Collin Chiverton

### Freshman of the Year

2002 Marc Axton  
2004 Matt Nelson  
2006 Rodney Stuckey  
2010 Glen Dean  
2013 Venky Jois  
2015 Bogdan Bliznyuk

### Coach of the Year

1998 Steve Aggers  
2000 Steve Aggers  
2004 Ray Giacoletti  
2015 Jim Hayford

### BSC Tournament MVP

2004 Brendon Merritt  
2015 Tyler Harvey

### BSC All-Tournament

1990 Brian Sullivan  
David Peed  
2001 Chris White  
Jamal Jones  
2002 Chris Hester  
Jason Lewis  
2003 Marc Axton  
Alvin Snow  
Chris Hester  
2004 Marc Axton  
Alvin Snow  
Brendon Merritt  
2006 Rodney Stuckey  
2012 Cliff Colimon  
2015 Tyler Harvey  
Venky Jois  
2017 Jacob Wiley  
2018 Bogdan Bliznyuk

*With 115 3-pointers in his lone season as an Eagle, senior graduate transfer AUSTIN McBROOM finished No. 3 in Big Sky history at the time. McBroom had a 21.0 scoring average to rank as the fifth-best in school history at the time and his 692 total points were fourth. When including two previous collegiate stops, McBroom played in 130 games (76 as a starter) and had 257 career 3-pointers. McBroom came to EWU with 97 games and 45 starts worth of NCAA Division I experience at Saint Louis and Central Michigan. In his 130 career games, McBroom had per game averages of 23.6 minutes (3,062 total), 11.5 points (1,492), 2.4 assists (314), 2.0 rebounds (261), 0.8 steals (110) and 1.8 turnovers (238). His shooting overall, 40.0 percent from the 3-point arc (257-of-643), and 83.2 percent from the free throw line (313-of-376).*



2018/2017/2016 CBI TOURNAMENT • 2015/2004 NCAA TOURNAMENT • 2003 NIT • 2015/2004/2000 BIG SKY CHAMPIONS



## BSC Players of the Week

- 1990 Ronn McMahon  
David Peed  
Brian Sullivan
- 1991 Dana Adams  
Brian Sullivan
- 1992 Justin Paola
- 1993 Brad Sebree
- 1995 Melvin Lewis
- 1998 Shannon Taylor  
Karim Scott (2)
- 2000 Deon Williams
- 2001 Aaron Olson  
Chris White  
Jamal Jones
- 2002 Alvin Snow
- 2003 Marc Axton  
Alvin Snow (2)  
Brendon Merritt
- 2004 Marc Axton  
Alvin Snow  
Brendon Merritt
- 2006 Rodney Stuckey (4)
- 2007 Rodney Stuckey (3)
- 2008 Kellen Williams  
Adris DeLeon
- 2010 Brandon Moore
- 2012 Cliff Ederaine  
Cliff Colimon
- 2013 Venky Jois  
Martin Seiferth
- 2014 Tyler Harvey (2)  
Venky Jois
- 2015 Drew Brandon (3)  
Tyler Harvey (3)  
Venky Jois (2)
- 2016 Venky Jois  
Austin McBroom  
Felix Von Hofe
- 2017 Jacob Wiley (3)  
Bogdan Bliznyuk (2)
- 2018 Bogdan Bliznyuk (5)

## Academic Honors

### CoSIDA Academic All-America

#### First Team

- 2015 Tyler Harvey

#### Second Team

- 1982 Dave Henley

#### Third Team

- 1981 Dave Henley
- 2007 Rodney Stuckey

### CoSIDA Academic All-District VIII

- 2001 Aaron Olson
- 2002 Jason Humbert
- 2006 Rodney Stuckey
- 2007 Rodney Stuckey
- 2009 Benny Valentine
- 2015 Tyler Harvey
- 2016 Venky Jois

## NABC Honors Court

- 2008-09 Andy Genao  
Benny Valentine
- 2012-13 Jordan Hickert  
Kevin Winford
- 2013-14 Tyler Harvey  
Daniel Hill  
Martin Seiferth
- 2014-15 Tyler Harvey  
Daniel Hill  
Venky Jois  
Fred Jorg
- 2015-16 Julian Harrell  
Venky Jois
- 2016-17 Bogdan Bliznyuk  
Julian Harrell  
Mario Soto
- 2017-18 Cody Benzal  
Bogdan Bliznyuk  
Grant Gibb  
Ty Gibson  
Benas Gricinuas  
Jesse Hunt

## V Foundation Comeback Award Finalist

- 2004 Brendon Merritt


## NCAA Postgraduate Scholarship Award

- 2000 Ryan Hansen

## Big Sky All-Academic

- 1988 Jeff Curtis, Mike King, Brian Sullivan
- 1989 John Garrison, Brian Sullivan,  
Mike King
- 1990 Ronn McMahon, Brian Sullivan,  
John Garrison, Dan Dieffenbach
- 1991 Shawn DeLaitre, Kalu Dennis,  
John Garrison
- 1992 Shawn DeLaitre, Miguel Johnson,  
Justin Paola
- 1993 Troy LeBlanc, Donald Smith
- 1994 Carl Crider, Luke Egan,  
Joshua Lewis, Brett Thompson
- 1995 Carl Crider, Adam Dean, Luke Egan,  
Kevin Groves, Joshua Lewis
- 1996 Luke Egan, Kevin Groves
- 1997 Zac Claus, Karim Scott, Travis King
- 1998 Jason Humbert, Chris White,  
Zac Claus
- 1999 Alex Carcamo, Dennis Fitzgerald,  
Ryan Hansen, Marco Quinto,  
Darrell Walker
- 2000 Ryan Hansen, Aaron Olson
- 2001 Clint Hull, Jason Humbert,  
Jason Lewis, Aaron Olson,  
Chris White
- 2002 Marc Axton, Clint Hull,  
Jason Humbert, T.J. Williams
- 2003 Marc Axton, Danny Pariseau,  
T.J. Williams
- 2004 Eric Henkel, Matt Nelson,  
Danny Pariseau
- 2005 Jake Beitinger, Henry Bekkering,

**RON COX**, who earned All-American recognition all four seasons he played basketball for Eastern, had his No. 30 jersey retired in ceremonies taking place March 8, 2014, at Reese Court in Cheney, Wash. Current Detroit Piston Rodney Stuckey is the only other Eastern player to have his jersey retired, and Cox's No. 30 now hangs next to No. 3. Formerly from nearby Coulee City, Wash., Cox played four sea-



sons for the Eagles from 1973-77. He had record totals of 1,741 points and 1,273 rebounds in leading Eastern to a 77-30 record and three Evergreen Conference titles. In his first two years playing for head coach Jerry Krause, the Eagles played in Memorial Fieldhouse along the East side of Washington Street. But the Special Events Center opened across the street in fall of 1975, and his final two seasons were played in the new facility (later additionally named Reese Court). In his senior season in 1976-77, Cox helped Eastern start a school-record 31-game home winning streak, which would continue until Dec. 8, 1978. Cox received his bachelor's degree at Eastern in 1978 and his master's degree in 1995. Drafted in the sixth round of the 1977 NBA draft by the Cleveland Cavaliers, a foot injury ended his professional career before it even started. Cox went on to a highly-successful high school coaching career which included 388 victories in 26 seasons. He retired from coaching, but returned to Lakeside High School as head coach for the 2015-16

season. He was inducted into the Eastern Athletics Hall of Fame in 1998, and the 1976-77 team which finished 25-4 was inducted in 2016. Cox was admitted to the Washington Interscholastic Activities Association Hall of Fame in 2011. The 1976-77 team he played on was inducted into the Eastern Athletics Hall of Fame in 2016. He was honored in 2017 as Eastern's "Legend of the Game" as part of EWU's participation in the annual Legends Classic Basketball Tournament.





# EAGLE MEN'S BASKETBALL 2018-19



**CHRIS WHITE** earned first team All-Big Sky Conference honors as a senior in 2001 after helping Eastern to the championship game of the Big Sky Conference Tournament. He set a school record on Feb. 1, 2001, when he made all 10 of his field goal attempts against Montana State. He played 109 total games in his career, and made 55.1 percent of his shots.

- Eric Henkel, James Loe, Matt Nelson, Danny Pariseau, Tim Scheffler
- 2006 Henry Bekkering, Jake Beitinger, Matt Penoncello, Rhett Humphrey, Rodney Stuckey
- 2007 Rhett Humphrey, Brandon Moore, Matt Penoncello, Rodney Stuckey, Michael Taylor
- 2008 Gary Gibson
- 2009 Andy Genao, Gary Gibson, Jeff Christensen, Benny Valentine
- 2010 Matthew Brunell, Glen Dean, Jeffrey Forbes, Benny Valentine, Kevin Winford
- 2011 Geoffrey Allen, Glen Dean, Cliff Ederaine, Rashano McRae, Kevin Winford
- 2012 Jordan Hickert, Tremayne Johnson, Kevin Winford
- 2013 Ivan Dorsey, Tyler Harvey, Jordan Hickert, Daniel Hill,

- Parker Kelly, Venky Jois, Frederik Jorg, Thomas Reuter, Kevin Winford
- 2014 Tyler Harvey, Daniel Hill, Venky Jois, Ognjen Miljkovic
- 2015 Bogdan Bliznyuk, Tyler Harvey, Venky Jois, Ognjen Miljkovic, Kyle Reid
- 2016 Bogdan Bliznyuk, Will Ferris, **Ty Gibson**, Julian Harrell, **Jesse Hunt**, Venky Jois
- 2017 Bogdan Bliznyuk, **Ty Gibson**, **Jesse Hunt**, **Mason Peatling**, Mario Soto, **Luka Vulikic**, Jacob Wiley
- 2018 **Cody Benzel**, Bogdan Bliznyuk, **Ty Gibson**, Benas Gricinas, **Jesse Hunt**, **Mason Peatling**, Jack Perry

## NAIA Honors

### NAIA All-America

#### First Team

- 1946 Irv Leifer
- 1947 Irv Leifer
- 1977 Ron Cox

#### Second Team

- 1943 Irv Leifer

#### Third Team

- 1972 Randy Buss
- 1976 Ron Cox
- 1978 Paul Hungenberg

#### Honorable Mention

- 1969 Dave Lofton
- 1971 Randy Buss
- 1973 Dave Hayden
- 1974 Bernie Hill
- 1975 Ron Cox
- 1978 Gene Glenn
- 1980 George Abrams

## TEAM AWARDS

### Captains

- 1938 Leonard "Pink" West
- 1939 Leonard "Pink" West
- 1940 Unknown
- 1941 Bob Stoelt
- 1942 Bob Stoelt
- 1943 Wayne Oleson
- 1944 Dick McLaren, Ron Miller
- 1945 Jack Perrault
- 1946 Jack Roffler
- 1947 Unknown
- 1948 George Hering
- 1949 Dick Luft
- 1950 Dick Luft
- 1951 Dick Eicher

- 1952 Dale Stradling
- 1953 Don Minnich
- 1954 Earl Enos
- 1955 Dick Edwards
- 1956 Bill Grahman
- 1957 Bob Burkhart
- 1958 Kent Matheson
- 1959 Kent Matheson
- 1960 Doug Cresswell
- 1961 Unknown
- 1962 Ted Paterson
- 1963 Unknown
- 1964 Unknown
- 1965 Jim Tutton



**Inducted into the Eastern Athletics Hall of Fame in 2005, DICK EDWARDS averaged 19.00 points in the 1953-54 season for a school record that stood for 18 years. He finished his three-year career with 1,214 points and a 15.77 average, a school record for 17 years. He held the school's career free throw percentage record (84.4 percent) for 60 years, and he owned the single season record (85.8 percent) for 47 years. Three times he was honored on the All-Evergreen Conference team. Named by the legendary Red Reese as one of the greatest basketball players he ever coached, Edwards was team MVP in both 1954 and 1955 and was team captain in 1955.**

- 1966 Ralph Sharp
- 1967 Unknown
- 1968 Wayne Gilman
- 1969 Jim Boxley
- 1970 Joe Bullock, Dave Pounds
- 1971 Steve Barnett, Ray Maggard
- 1972 Randy Buss, Darryl Harris
- 1973 Dave Hayden, Steve Hook
- 1974 Bernie Hite
- 1975 Randy Harris, Bernie Hite
- 1976 John Alaniva, Jeff McAlister
- 1977 Ron Cox, Ed Waters
- 1978 Gene Glenn, Paul Hungenberg
- 1979 Terry Reed
- 1980 George Abrams, Tony Barnett, Terry Reed
- 1981 George Abrams
- 1982 Dave Henley, John Wade
- 1983 John Bell, Melvin Bradley, Matt Piper
- 1984 Melvin Bradley, Jeff Reinland
- 1985 Melvin Bradley, Tony Chrisman
- 1986 Leroy Dean, Rob Otis
- 1987 Greg Gauding, Dexter Griffen
- 1988 Kevin Sattler
- 1989 Nate Perkins, Ronn McMahon
- 1990 David Peed, Ronn McMahon, Brian Sullivan
- 1991 Brian Sullivan, John Garrison
- 1992 Kemo Patrick, Miguel Johnson, Dana Adams
- 1993 Austin Layton
- 1994 Brad Sebree
- 1995 Brett Thompson, Carl Crider
- 1996 D'mitri Rideout
- 1997 Travis King
- 1998 Zac Claus
- 1999 Shannon Taylor
- 2000 Ryan Hansen, Deon Williams, Will Levy, Dennis Fitzgerald
- 2001 Chris White, Jamal Jones, Aaron Olson
- 2002 Jason Lewis, Jason Humbert




- 2003 Chris Hester  
Keith Browne  
T.J. Williams
- 2004 Alvin Snow  
Brendon Merritt  
Gregg Smith  
Josh Barnard
- 2005 Marc Axton  
Khary Nicholas  
Jeremy McCulloch  
Rachi Wortham
- 2006 Deuce Smith
- 2007 Paul Butorac  
Rodney Stuckey
- 2008 Kellen Williams
- 2009 Brandon Moore
- 2010 Brandon Moore  
Gary Gibson
- 2011 Kevin Winford  
Jeffrey Forbes
- 2012 Cliff Colimon  
Cliff Ederaine  
Laron Griffin  
Tremayne Johnson
- 2013 None
- 2014 Parker Kelly  
Venky Jois
- 2015 Parker Kelly  
Venky Jois  
Tyler Harvey
- 2016 Venky Jois  
Felix Von Hofe

- 2017 Bogdan Bliznyuk  
Felix Von Hofe
- 2018 Bogdan Bliznyuk  
Ty Gibson

### Most Valuable Player

- 1953 Bill Ellis
- 1954 Dick Edwards
- 1955 Dick Edwards
- 1956 Bob Burkhart
- 1957 Bob Burkhart
- 1958 Kent Matheson
- 1959 Dick Koford
- 1960 Dick Koford
- 1961 Unknown
- 1962 Dave Danielson
- 1963 Unknown
- 1964 Unknown
- 1965 Vince Jarvis
- 1966 Unknown
- 1967 Unknown
- 1968 Unknown
- 1969 Dave Lofton
- 1970 Steve Barnett
- 1971 Randy Buss
- 1972 Randy Buss
- 1973 Dave Hayden
- 1974 Bernie Hite
- 1975 Ron Cox
- 1976 Ron Cox
- 1977 Ron Cox
- 1978 Paul Hugenberg
- 1979 Emir Hardy
- 1980 George Abrams
- 1981 George Abrams
- 82-90 No Award
- 1991 Brian Sullivan
- 1992 No Award
- 1993 No Award
- 1994 No Award
- 1995 Melvin Lewis
- 1996 D'mitri Rideout
- 1997 Travis King
- 1998 Karim Scott
- 1999 Shannon Taylor
- 2000 Ryan Hansen
- 2001 Chris White
- 2002 Chris Hester
- 2003 Chris Hester
- 2004 Alvin Snow  
Brendon Merritt
- 2005 Marc Axton
- 2006 Rodney Stuckey
- 2007 Rodney Stuckey
- 2008 Kellen Williams
- 2009 Benny Valentine
- 2010 Glen Dean
- 2011 Glen Dean
- 2012 Cliff Colimon
- 2013 No Award
- 2014 No Award
- 2015 Tyler Harvey
- 2015 Tyler Harvey (offensive)  
Venky Jois (defensive)
- 2016 Venky Jois
- 2017 Jacob Wiley
- 2018 Bogdan Bliznyuk

*Inducted into the Eastern Athletics Hall of Fame in 2011, JACK "Rabbit" ROFFLER was a point guard during three of the most successful basketball seasons in school history (1943-44 through 1945-46). The 31-4 team from 1945-46 was inducted into the Hall of Fame in 2003.*



### Best Defender

- 1972 Mark Seil
- 1973 Dave Hayden
- 1974 Mark Seil
- 1975 John Alaniva
- 1976 John Alaniva
- 1977 Mike Heath
- 1978 Paul Hungenberg
- 1979 Terry Reed
- 1980 George Abrams
- 1981 Wayne Peterson
- 82-90 No Award
- 1991 Miguel Johnson
- 1992 Austin Layton
- 1993 Jason Steele
- 1994 Brad Sebree
- 1995 No Award
- 1996 No Award
- 1997 No Award
- 1998 Michael Lewis
- 1999 Tony McGee
- 2000 Deon Williams
- 2001 Jamal Jones
- 2002 Alvin Snow
- 2003 Alvin Snow
- 2004 Brendon Merritt
- 2005 Marc Axton
- 2006 Deuce Smith  
Matt Penoncello
- 2007 Paul Butorac
- 2008 Gary Gibson
- 2009 Matthew Brunell
- 2010 Jeffrey Forbes
- 2011 Cliff Ederaine
- 2012 Jeffrey Forbes
- 2013 No Award
- 2014 No Award
- 2015 No Award (MVP above)
- 2016 No Award
- 2017 Jacob Wiley
- 2018 Mason Peatling

### Most Improved

- 1991 Kalu Dennis
- 1992 Troy LeBlanc
- 1993 Brad Sebree
- 1994 Carl Crider
- 1995 Luke Egan
- 1996 No Award
- 1997 No Award
- 1998 Chris White
- 1999 Chris Johnson
- 2000 Aaron Olson
- 2001 Marco Quinto
- 2002 T.J. Williams
- 2003 Jeremy McCulloch
- 2004 Matt Nelson
- 2005 Deuce Smith
- 2006 Derek Risper
- 2007 Marcus Hinton
- 2008 Brandon Moore
- 2009 Andy Genao
- 2010 Mark Dunn
- 2011 Cliff Colimon
- 2012 Laron Griffin
- 2013 No Award
- 2014 No Award
- 2015 Felix Von Hofe
- 2016 Jesse Hunt
- 2017 Ty Gibson
- 2018 Jacob Davison

### Top Newcomer

- 2015 Bogdan Bliznyuk
- 2016 Austin McBroom
- 2017 Mason Peatling
- 2018 Jack Perry

### Most Inspirational

- 1962 John Nugent
- 1969 Wayne Gilman
- 1970 Joe Bullock
- 1971 Darryl Harris



*RANDY BUSS was inducted into the Eastern Athletics Hall of Fame in 2015. Buss was a NAIA All-American and set five school records, including a scoring average of 25.2 points per game in the 1971-72 season. He had 1,399 points and 849 rebounds in three seasons.*



# EAGLE MEN'S BASKETBALL 2018-19

1972 Darryl Harris  
 1973 Bob Picard  
 1974 No Award  
 1975 No Award  
 1976 No Award  
 1977 Ron Cox  
 1978 Gene Glenn  
 1979 Joe Webb  
 1980 Dave Henley  
 1981 Matt Piper  
 82-90 No Award  
 1991 John Garrison  
 1992 Austin Layton  
 1993 Donald Smith  
 1994 Donald Smith  
 1995 No Award  
 1996 No Award  
 1997 No Award  
 1998 Zac Claus  
 1999 Will Levy  
 2000 Dennis Fitzgerald  
 2001 Aaron Olson  
 2002 Jason Lewis  
 2003 T.J. Williams  
 2004 Khary Nicholas  
 2005 Khary Nicholas  
 2006 Neal Zumwalt  
 2007 Brandon Moore  
 2008 Kellen Williams


2009 No Award  
 2010 No Award  
 2011 Laron Griffin  
 2012 Laron Griffin  
 2013 No Award  
 2014 No Award  
 2015 Frederik Jörg  
 2016 Bogdan Bliznyuk  
**2017 Grant Gibb**  
**2018 Grant Gibb**

## Scarlet Arrow

1935 Rolland Helton  
 1936 Ran Danekas  
 1937 Lawrence Kerns  
 1938 Leonard "Pink" West  
 1939 Milo Gorton  
 1940 Bob Smith  
 1941 Ed Ulowitz  
 1942 Dave Hipkind  
 1943 Bill Lothspeich  
 1944 Jack Perrault  
 1945 Jack Perrault  
 1946 Irv Leifer  
 1947 George Gablehouse  
 1948 John Lothspeich  
 1949 Dick Luft  
 1950 Gene Burke

1951 Gene Kelley  
 1952 Don Minnick  
 1953 Dean Roffler  
 1954 Bill Ellis  
 1955 Ed Hill  
 1956 Dan Sherwood  
 1957 Ron Baines  
 1958 Al Keeler  
 1959 Doug Cresswell  
 1960 Doug Cresswell  
 1961 Unknown  
 1962 Unknown  
 1963 Unknown  
 1964 Unknown  
 1965 Jim Tutton  
 1966 Unknown  
 1967 Jack Cleghorn  
 1968 Unknown

**SIR WASHINGTON** joined **BOGDAN BLIZNYUK** as EWU's winningest players in EWU's 35-year history as a member of NCAA Division I. They won 86 games overall and 50 in the Big Sky Conference, and led the Eagles to national postseason tournaments in each of those four seasons.



Inducted into the Eastern Athletics Hall of Fame in 2014, JACK PERRAULT scored 507 points in the 1944-45 season for Eastern to rank second nationally. He held the school's single season scoring record for 26 years until it was broken by Randy Buss with 521 in 1970-71. Perrault lettered from 1942-45, and played in the NAIA Tournament three of those years (the tournament was not held in 1944). He helped lead Eastern to a 91-25 record (.784).

## EAGLES IN REESE COURT

Year	W	L	Pct.	Att.	Avg.
75-76	11	3	.786		
76-77#	15	0	1.000		
77-78#	15	0	1.000		
78-79#	6	4	.600		
79-80	13	3	.813	13,999	875
80-81	9	3	.750	10,550	879
81-82	10	2	.833	14,032	1,002
82-83	11	1	.917	11,232	936
83-84	2	7	.222	8,646	961
84-85	11	5	.688	9,915	620
85-86	15	1	.938	13,234	827
86-87	4	9	.308	7,387	568
87-88	4	8	.333	9,583	799
88-89	6	5	.545	16,422	1,493
89-90	9	2	.818	25,988	2,363
90-91	8	5	.615	17,058	1,312
91-92	4	8	.333	21,064	1,755
92-93	5	6	.455	18,016	1,638
93-94	5	8	.385	17,261	1,328
94-95	4	9	.308	18,431	1,418
95-96	2	10	.167	16,194	1,350
96-97	5	8	.385	17,149	1,319
97-98	11	1	.917	15,757	1,313
98-99	7	6	.538	18,650	1,435
99-00	10	2	.833	25,373	2,114
00-01	8	4	.667	29,116	2,426
01-02	8	3	.727	22,667	2,061
02-03	9	2	.818	29,098	2,645
03-04	11	1	.917	33,184	2,765
04-05	5	6	.455	23,105	2,100
05-06	10	2	.833	27,032	2,253
06-07	10	3	.769	31,152	2,397
07-08	8	5	.615	19,836	1,528
08-09	9	5	.643	26,321	1,880
09-10	7	6	.538	20,331	1,565
10-11	8	6	.571	15,410	1,101

11-12	9	4	.692	29,720	2,286
12-13	7	7	.500	15,968	1,141
13-14	10	4	.714	16,926	1,209
14-15	13	2	.867	28,867	1,924
15-16	7	2	.778	22,717	1,747
16-17	15	1	.938	24,945	1,559
17-18	11	1	.917	19,538	1,628
<b>Totals</b>	<b>347</b>	<b>175</b>	<b>.665</b>		

#Indicates span of 31-game winning streak lasting from Dec. 1, 1976, to Nov. 27, 1978.

## SINGLE GAME ATTENDANCE HIGHS

Att.	Opponent	Date	Result
5,621	Idaho	3/1/90	L, 54-72
5,426	Montana	3/4/00	L, 75-77
5,256	Gonzaga	11/17/00	L, 65-74
4,621	Montana	2/28/15	L, 76-77
4,615	Northern Ariz.	3/10/04	W, 71-59
4,247	Weber State	3/9/04	W, 72-53
4,240	Montana	2/8/03	W, 87-72
4,131	Weber State	2/27/03	L, 64-67
4,106	Weber State	2/4/00	W, 95-83
3,617	Montana State	1/28/12	W, 69-52
3,512	Montana	1/26/12	L, 60-74
3,388	Idaho	2/20/93	L, 80-82
3,385	Wash. St.	12/10/92	L, 59-80
3,381	Idaho State	2/29/03	L, 63-65
3,353	Montana St.	3/2/00	W, 84-69

Note: Although considered neutral site games, Eastern's home games versus Gonzaga at the Spokane Arena had sell-out crowds of 11,000 (2002) and 12,000 (2004). Attendance figures prior to 1980 are incomplete.



## Yearly Statistical Champions

### SCORING

Year	Name	Points (Avg.)
1935	Phil Rebensdorf	155 (6.5)
1936	Leonard "Pink" West	138 (7.3)
1937	Ivan "Slim" Eustace	217 (10.3)
1938	Unknown	
1939	Unknown	
1940	Unknown	
1941	Bob Stoelt	208 (12.9)
1942	Unknown	
1943	Irv Leifer	383 (12.0)
1944	Jack Roffler	288 (10.7)
1945	Jack Perrault	507 (16.6)
1946	Irv Leifer	
1947	Irv Leifer	
1948	Unknown	
1949	Dick Luft	276 (10.6)
1950	Dick Eicher	423 (14.1)
1951	Dick Eicher	454 (16.2)
1952	Unknown	
1953	Unknown	
1954	Dick Edwards	475 (19.0)
1955	Dick Edwards	444 (18.5)
1956	Bob Burkhart	328 (12.6)
1957	Bob Burkhart	384 (14.8)
1958	Kent Matheson	396 (15.2)
1959	Kent Matheson	315 (12.1)
1960	Dick Koford	447 (17.2)
1961	Unknown	
1962	Unknown	
1963	Unknown	
1964	Unknown	
1965	Unknown	
1966	Jack State	397 (15.3)
1967	Wayne Gilman	271 (11.3)
1968	Jim Boxley	305 (15.3)
1969	Dave Lofton	375 (18.8)
1970	Steve Barnett	313 (12.5)
1971	Randy Buss	521 (18.6)
1972	Randy Buss	595 (20.5)
1973	Dave Hayden	400 (16.7)
1974	Ron Cox	308 (13.3)
1975	Ron Cox	394 (15.8)
1976	Ron Cox	554 (20.5)
1977	Ron Cox	485 (16.7)
1978	Paul Hungenberg	560 (20.0)
1979	Roger Boessel	353 (13.6)
1980	George Abrams	355 (11.8)
1981	George Abrams	376 (13.9)
1982	Don Garves	382 (14.1)
1983	Matt Piper	373 (13.8)
1984	Tony Chrisman	459 (17.7)
1985	Tony Chrisman	398 (14.7)
1986	Roosevelt Brown	425 (16.3)
1987	Dexter Griffen	352 (13.0)
1988	Kevin Sattler	405 (15.0)
	Gale Berry	404 (15.0)
1989	David Peed	626 (20.9)
1990	David Peed	498 (17.2)
1991	Brian Sullivan	434 (16.1)
1992	Miguel Johnson	344 (12.7)
	Carren Wilson	135 (13.5)
1993	Brad Sebree	363 (14.0)
1994	Brad Sebree	307 (16.2)
1995	Melvin Lewis	310 (11.9)
1996	D'mitri Rideout	285 (11.4)
1997	Travis King	322 (12.4)
1998	Karim Scott	469 (17.4)
1999	Shannon Taylor	453 (16.8)
2000	Ryan Hansen	334 (12.4)
2001	Chris White	364 (13.0)
	Aaron Olson	275 (13.8)
2002	Chris Hester	404 (13.5)
2003	Chris Hester	435 (13.5)
2004	Alvin Snow	442 (14.7)
2005	Marc Axton	454 (16.2)
2006	Rodney Stuckey	726 (24.2)
2007	Rodney Stuckey	712 (24.6***)
2008	Kellen Williams	406 (13.5)
2009	Benny Valentine	453 (15.1)
2010	Glen Dean	366 (12.2)
2011	Glen Dean	306 (13.3)
2012	Cliff Colimon	527 (16.5)
2013	Venky Jois	345 (12.3)
2014	Tyler Harvey	677 (21.8)
2015	Tyler Harvey	728 (23.1)
2016	Austin McBroom	692 (21.0)
2017	Bogdan Bliznyuk	701 (20.6)
2018	Bogdan Bliznyuk	741*** (21.2)

### REBOUNDING

Year	Name	Rebounds (Avg.)
1951	Dick Eicher	436*** (16.1***)
1952	Unknown	
1953	Unknown	
1954	Unknown	
1955	Unknown	
1956	Unknown	
1957	Bob Burkhart	221 (8.5)
1958	Unknown	
1959	Kent Matheson	246 (9.5)
1960	Unknown	
1961	Unknown	
1962	Unknown	
1963	Unknown	
1964	Unknown	
1965	Unknown	
1966	Jack State	361 (13.9)
1967	Bill Bacon	327 (13.6)
1968	Dave Polk	195 (8.9)
1969	Al Gale	206 (8.2)
1970	Randy Buss	215 (8.6)
1971	Randy Buss	324 (11.6)
1972	Dave Hayden	364 (12.6)
1973	Dave Hayden	318 (13.3)
1974	Ron Cox	270 (10.8)
1975	Ron Cox	319 (12.8)
1976	Ron Cox	328 (12.1)
1977	Ron Cox	356 (12.3)
1978	Gene Glenn	218 (7.8)
1979	Emir Hardy	204 (7.3)
1980	Tony Barnett	214 (7.1)
1981	Matt Peppers	143 (5.3)
1982	Don Garves	171 (6.3)
1983	John Bell	231 (8.9)
1984	Paul Rutherford	141 (5.6)
1985	John Randa	213 (7.9)
1986	John Randa	258 (9.2)
1987	Nate Perkins	168 (7.0)
1988	Mike King	154 (5.7)
1989	Nate Perkins	174 (5.8)
1990	Greg Olson	178 (6.1)
	Greg Trygstad	171 (6.3)
	David Peed	177 (6.1)
1991	Kemo Patrick	187 (7.5)
1992	Austin Layton	208 (7.7)
1993	Rick Swanwick	163 (6.3)
1994	Craig Stinnett	158 (6.1)
	Rick Swanwick	152 (6.3)
1995	Melvin Lewis	229 (8.8)
1996	Adam Dean	124 (5.0)
1997	Karim Scott	163 (6.3)
1998	Karim Scott	190 (7.0)
1999	Chris White	170 (6.3)
2000	Chris White	169 (6.3)
2001	Chris White	202 (7.2)
2002	Chris Hester	137 (4.6)
2003	T.J. Williams	137 (4.6)
2004	Alvin Snow	152 (5.1)
2005	Matt Nelson	137 (6.2)
2006	Paul Butorac	157 (5.4)
2007	Paul Butorac	187 (6.7)
2008	Kellen Williams	248 (8.3)
2009	Brandon Moore	204 (6.8)
2010	Brandon Moore	217 (7.5)
2011	Cliff Ederaine	223 (7.4)
2012	Cliff Ederaine	235 (7.3)
2013	Venky Jois	252 (9.0)
2014	Venky Jois	247 (8.0)
2015	Venky Jois	238 (7.7)
2016	Venky Jois	278 (8.7)
2017	Jacob Wiley	309 (9.1)
2018	Bogdan Bliznyuk	288 (6.8)

### ASSISTS

Year	Name	Assists (Avg.)
1968	Jim Boxley	53 (2.7)
1969	Dave Lofton	50 (2.5)
1970	Joe Bullock	84 (3.5)
1971	Darryl Harris	168 (6.0)
1972	Darryl Harris	149 (5.1)
1973	Dave Kalinowski	126 (5.0)
1974	John Alaniva	75 (3.0)
	Rocky Hautink	74 (3.0)
1975	Ed Waters	170 (8.1)
1976	Ed Waters	292*** (10.8)
1977	Ed Waters	231 (11.0***)
1978	Terry Reed	138 (5.0)



**RYAN HANSEN**  
(left) had the **Compaq Play of the Year** for his **55-foot game-winning shot versus Idaho State on Jan. 6, 2000.**

1979	Terry Reed	103 (4.0)	2000	Jamal Jones	32 (1.2)
1980	George Abrams	151 (5.0)	2001	Alvin Snow	43 (1.5)
1981	George Abrams	147 (5.4)	2002	Alvin Snow	52 (1.8)
1982	Dave Henley	86 (3.2)	2003	Alvin Snow	68 (2.2)
1983	Dean Maye	142 (5.3)	2004	Alvin Snow	49 (1.6)
1984	Scott McKie	113 (4.3)	2005	Deuce Smith	37 (1.3)
1985	Melvin Bradley	88 (3.3)	2006	Rodney Stuckey	66 (2.2)
1986	Leroy Dean	153 (5.5)	2007	Rodney Stuckey	71 (2.4)
1987	Jerome Hall	106 (3.8)	2008	Gary Gibson	35 (1.2)
1988	Gale Berry	79 (3.0)	2009	Benny Valentine	44 (1.5)
1989	Ronn McMahon	207 (6.9)	2010	Alden Gibbs	29 (1.3)
1990	Ronn McMahon	191 (6.6)	2011	Cliff Ederaine	29 (1.0)
1991	Brian Sullivan	141 (5.2)	2012	Cliff Colimon	52 (1.6)
1992	Dana Adams	89 (3.3)	2013	Venky Jois	24 (0.9)
1993	Brad Sebree	97 (3.7)	2014	Tyler Harvey	61 (1.8)
1994	Brad Sebree	56 (2.9)	2015	Drew Brandon	35 (1.1)
1995	Carl Crider	83 (3.2)	2016	Bogdan Bliznyuk	42 (1.2)
1996	Travis King	85 (3.3)	2017	Bogdan Bliznyuk	36 (1.1)
1997	Travis King	95 (3.7)	2018	Bogdan Bliznyuk	29 (0.8)
1998	Deon Williams	164 (6.1)		<b>Mason Peatling</b>	<b>28 (0.9)</b>
1999	Deon Williams	146 (5.4)			
2000	Deon Williams	98 (3.8)			
2001	Jason Lewis	121 (4.3)			
2002	Jason Lewis	142 (4.7)			
2003	Alvin Snow	117 (3.8)			
2004	Alvin Snow	90 (3.0)			
	Brendon Merritt	90 (3.0)			
2005	Danny Pariseau	119 (4.3)			
2006	Rodney Stuckey	123 (4.1)			
2007	Rodney Stuckey	160 (5.5)			
2008	Adris DeLeon	84 (3.1)			
2009	Benny Valentine	92 (3.1)			
2010	Glen Dean	133 (4.4)			
2011	Glen Dean	97 (4.2)			
2012	Cliff Colimon	160 (5.0)			
2013	Justin Crossgile	66 (5.5)			
2014	Drew Brandon	152 (5.1)			
2015	Drew Brandon	312 (4.7)			
2016	Austin McBroom	121 (3.7)			
2017	Bogdan Bliznyuk	136 (4.0)			
2018	Bogdan Bliznyuk	137 (3.9)			

### BLOCKED SHOTS

Year	Name	Blocks (Avg.)
1980	Tony Barnett	9 (0.3)
1981	Matt Peppers	37 (1.4)
1982	John Wade	23 (0.9)
1983	John Bell	14 (0.5)
1984	Dave Thompson	7 (0.3)
1985	Roosevelt Brown	10 (0.4)
1986	Rob Otis	18 (0.6)
1987	Dexter Griffen	34 (1.3)
1988	Kevin Sattler	8 (0.3)
	Mike King	8 (0.3)
	Nate Perkins	7 (0.4)
1989	Nate Perkins	12 (0.4)
1990	David Peed	27 (0.9)
1991	Kemo Patrick	18 (0.7)
1992	Austin Layton	31 (1.1)
1993	Austin Layton	28 (1.1)
1994	Rick Swanwick	26 (1.1)
1995	Joshua Lewis	13 (0.6)
1996	Adam Dean	14 (0.6)
1997	Kevin Lewis	23 (1.1)
1998	Karim Scott	18 (0.7)
1999	Chris White	23 (0.9)
2000	Chris White	34 (1.3)
2001	Jason Humbert	21 (0.8)
2002	T.J. Williams	26 (1.0)
2003	Gregg Smith	18 (0.6)
2004	Paul Butorac	12 (0.4)
2005	Deuce Smith	12 (0.4)
2006	Paul Butorac	51 (1.8)
2007	Paul Butorac	29 (1.0)
2008	Brandon Moore	20 (0.7)
2009	Brandon Moore	19 (0.6)
2010	Brandon Moore	26 (0.9)
2011	Tremayne Johnson	35 (1.2)
2012	Cliff Ederaine	41 (1.3)
2013	Martin Seiferth	68 (2.2)
2014	Venky Jois	66 (2.4)
2015	Venky Jois	49 (1.6)
2016	Venky Jois	69 (2.2)
2017	Venky Jois	56 (1.8)
2018	Jacob Wiley	94*** (2.8***)
	Mason Peatling	37 (1.2)

\*\*\*School Record



# EAGLE MEN'S BASKETBALL 2018-19

## Year-by-Year/Coaches Records

Season	W	L	Coach
1903-04	0	2	Unknown
1904-05	0	1	Unknown
1905-06	3	6	N.E. Hinch
1906-07	4	3	Paul Lienau
1907-08	5	2	Paul Lienau
1908-09	7	5	Paul Lienau
<b>3 Seasons</b>	<b>16</b>	<b>10</b>	<b>.615</b>
1911-12	1	1	Unknown
1912-13	1	0	Albert Fertsch
1913-14	2	0	Albert Fertsch
1914-15	6	1	Albert Fertsch
1915-16	2	1	Albert Fertsch
<b>4 Seasons</b>	<b>11</b>	<b>2</b>	<b>.846</b>
1919-20	9	2	Vin Eustis
1920-21	10	6	Vin Eustis
1921-22	18	4	Vin Eustis
1922-23	14	8	Vin Eustis
1923-24	16	5	Vin Eustis
1924-25	12	7	Vin Eustis
1925-26	13	5	Vin Eustis
1926-27	16	6	Vin Eustis
<b>8 Seasons</b>	<b>108</b>	<b>43</b>	<b>.715</b>
1927-28	14	6	A.C. Woodward
1928-29	6	9	A.C. Woodward
1929-30	6	14	A.C. Woodward
<b>3 Seasons</b>	<b>26</b>	<b>29</b>	<b>.473</b>
1930-31	13	4	Red Reese
1931-32	12	9	Red Reese
1932-33	15	3	Red Reese
1933-34	18	3	Red Reese
1934-35	20	4	Red Reese
1935-36	16	3	Red Reese
1936-37	16	5	Red Reese
1937-38	16	4	Red Reese
1938-39	13	7	Red Reese
1939-40	8	17	Red Reese
1940-41	16	8	Red Reese
1941-42	20	7	Red Reese
1942-43	27	5	Bob Brumblay
1943-44	21	7	Bob Brumblay
1944-45	27	5	Bob Brumblay
<b>3 Seasons</b>	<b>75</b>	<b>17</b>	<b>.815</b>
1945-46	31	4	Red Reese
1946-47	22	9	Red Reese
1947-48	16	12	Red Reese
1948-49	16	9	Red Reese
1949-50	23	7	Red Reese
1950-51	22	6	Red Reese
1951-52	8	18	Red Reese
1952-53	23	5	Red Reese
1953-54	9	16	Red Reese
1954-55	9	15	Red Reese
1955-56	12	14	Red Reese
1956-57	9	17	Red Reese
1957-58	12	14	Red Reese



Former Eastern Washington head coaches (clockwise from upper left): W.B. "RED" REESE, JERRY KRAUSE, STEVE AGGERS, JOHN WADE, BOB BRUMBLAY and BOB HOFMAN.



1958-59	17	9	Red Reese
1959-60	11	15	Red Reese
1960-61	16	11	Red Reese
1961-62	15	12	Red Reese
1962-63	9	15	Red Reese
1963-64	7	19	Red Reese
<b>31 Seasons</b>	<b>470</b>	<b>301</b>	<b>.610</b>
1965-65	9	16	Ernie McKie
1965-66	8	18	Ernie McKie
1966-67	6	18	Ernie McKie
<b>3 Seasons</b>	<b>23</b>	<b>52</b>	<b>.307</b>
1967-68	8	17	Jerry Krause
1968-69	14	11	Jerry Krause
1969-70	8	18	Jerry Krause
1970-71	16	12	Jerry Krause
1971-72	22	7	Jerry Krause
1972-73	15	10	Jerry Krause
1973-74	14	11	Jerry Krause
1974-75	17	8	Jerry Krause

1975-76	21	7	Jerry Krause
1976-77	25	4	Jerry Krause
1977-78	20	8	Jerry Krause
1978-79	10	18	Jerry Krause
1979-80	18	12	Jerry Krause
1980-81	18	9	Jerry Krause
1981-82	19	8	Jerry Krause

1982-83 ..... 17 11 Joe Folda

### NCAA Division I . . .

1983-84	4	22	Jerry Krause
1984-85	12	15	Jerry Krause
<b>17 Seasons</b>	<b>261</b>	<b>197</b>	<b>.570</b>
1985-86	20	8	Joe Folda
1986-87	5	23	Joe Folda
<b>3 Seasons</b>	<b>42</b>	<b>42</b>	<b>.500</b>



Former Eastern head coaches MIKE BURNS (left) and RAY GIACOLETTI, with NCAA coaching legends Don Monson (back left; Idaho/Oregon) and the late Jud Heathcote (back right; Michigan State) looking on.



JIM HAYFORD after EWU won the 2015 Big Sky Conference Tournament title to help EWU advance to the NCAA Tournament for the second time.



KIRK EARLYWINE originally hired future Eagle head coach SHANTAY LEGANS (directly behind Earlywine) to be an EWU assistant.

## EWU MEN'S BASKETBALL PROGRAM TOTALS

110 Seasons Overall - 2,648 games, 1,428 wins, 1,220 losses, .539

35 Seasons in NCAA Division I - 1,018 games, 433 wins, 585 losses, .425

31 Seasons in Big Sky - 494 games, 225 wins, 269 losses, .455

### EWU as a Member of the Big Sky Conference . . .

	All Games		Big Sky		Coach	Postseason
1987-88	6	21	2	14	Bob Hofman	
1988-89	8	22	5	11	Bob Hofman	
1989-90	18	11	11	5	Bob Hofman	BSC Tourn. CG
<b>3 Seasons</b>	<b>32</b>	<b>54</b>	<b>18</b>	<b>30</b>	<b>.372 (.375 BSC)</b>	
1990-91	11	16	5	11	John Wade	
1991-92	6	21	3	13	John Wade	
1992-93	6	20	3	11	John Wade	
1993-94	5	21	0	14	John Wade	
1994-95	6	20	2	12	John Wade	
<b>5 Seasons</b>	<b>34</b>	<b>98</b>	<b>13</b>	<b>61</b>	<b>.258 (.176 BSC)</b>	
1995-96	3	23	0	14	Steve Aggers	
1996-97	7	19	3	13	Steve Aggers	
1997-98	16	11	10	6	Steve Aggers	BSC Tourn. QF
1998-99	10	17	7	9	Steve Aggers	BSC Tourn. QF
1999-00	15	12	12	4	Steve Aggers	BSC Tourn. SF
<b>5 Seasons</b>	<b>51</b>	<b>82</b>	<b>32</b>	<b>46</b>	<b>.383 (.410 BSC)</b>	
2000-01	17	11	11	5	Ray Giacoletti	BSC Tourn. CG
2001-02	17	13	10	4	Ray Giacoletti	BSC Tourn. CG
2002-03	18	13	9	5	Ray Giacoletti	NIT/BSC Tourn. CG
2003-04	17	13	11	3	Ray Giacoletti	NCAA Tourn./BSC CHAMPION
<b>4 Seasons</b>	<b>69</b>	<b>50</b>	<b>41</b>	<b>17</b>	<b>.580 (.707 BSC)</b>	
2004-05	8	20	5	9	Mike Burns	BSC Tourn. QF
2005-06	15	15	9	5	Mike Burns	BSC Tourn. SF
2006-07	15	14	8	8	Mike Burns	
<b>3 Seasons</b>	<b>38</b>	<b>49</b>	<b>22</b>	<b>22</b>	<b>.437 (.500 BSC)</b>	
2007-08	11	19	6	10	Kirk Earlywine	
2008-09	12	18	6	10	Kirk Earlywine	
2009-10	9	21	5	11	Kirk Earlywine	
2010-11	10	20	7	9	Kirk Earlywine	BSC Tourn. QF
<b>4 Seasons</b>	<b>42</b>	<b>78</b>	<b>24</b>	<b>40</b>	<b>.350 (.375 BSC)</b>	
2011-12	15	17	8	8	Jim Hayford	BSC Tourn. SF
2012-13	10	21	7	13	Jim Hayford	
2013-14	15	16	10	10	Jim Hayford	
2014-15	26	9	14	4	Jim Hayford	NCAA Tourn./BSC CHAMPION
2015-16	18	16	10	8	Jim Hayford	CBI/BSC Tourn. QF
2016-17	22	12	13	5	Jim Hayford	CBI/BSC Tourn. SF
<b>6 Seasons</b>	<b>106</b>	<b>91</b>	<b>62</b>	<b>48</b>	<b>.538 (.564 BSC)</b>	
2017-18	20	15	13	5	Shantay Legans	CBI/BSC Tourn. CG
<b>1 Season</b>	<b>20</b>	<b>15</b>	<b>13</b>	<b>5</b>	<b>.571 (.722 BSC)</b>	



# EAGLE MEN'S BASKETBALL 2018-19

## Team Records

\*\*\*Also Big Sky Conference record.

### Games Played

S: 35, 2017 & 2015 & 1946

### Games Won

S: 31, 1946

Consecutive: 27, 1946

### Games Lost

S: 23, 1996 (2nd time)

Consecutive: 11, 1997

### Home Games Won

S: 15, 2017 (4th time)

Consecutive: 31, 1976-1978

### Overtime Periods

S: 10, 2017

### Points Scored

G: \*\*\*130, 2/4/17 (Portland State)

S: 2,820, 2015

### Combined Points Scored

G: \*\*\*254, 2/4/17 (EWU 130, Portland State 124 - 3 OT)

### Points Per Game

S: 90.0, 1972

### Field Goals Attempted

G: 92, 2/2/91 (U.S. International)

S: 2,275, 1972

### Field Goals Made

G: 50, 11/15/15 (George Fox)

S: 1,027, 1972

### Field Goal Percentage

G: .725, 37-51, 11/19/14 (Walla Walla)

S: .526, 983-1,869, 1977

### 3-Point Goals Attempted

G: 44, 1/31/15 (Idaho)

S: 924, 2016

### 3-Point Goals Made

G: 20, 1/28/16 (Portland State)

S: 356, 2016

### 3-Point Goal Percentage

G: .692, 9-13, 2/21/98 (Montana)

S: .400, 344-860, 2015

### Free Throws Attempted

G: 49, 1/23/14 (Southern Utah)

S: 791, 1972

### Free Throws Made

G: 38, 1/23/14 (Southern Utah)

S: 561, 2007

### Free Throw Percentage (minimum 20 attempts)

G: .952, 20-21, 1/8/09 (Idaho State)

.952, 20-21, 12/10/94 (Portland)

S: .779, 448-575, 1980



Senior JACOB WILEY (left) and BOGDAN BLIZNYUK combined for 90 points in EWU's 130-124 triple-overtime win over Portland State on Feb. 4, 2017, to easily set school and Big Sky Conference records. Their performance came just two points from the NCAA Division I mark of 92 set by Kevin Bradshaw (72) & Isaac Brown (20) for U.S. International (now Alliant International) vs. Loyola Marymount on Jan. 5, 1991. Interestingly, they combined for 68 (Bradshaw 37, Brown 31) in a 118-83 loss to Eastern on Feb. 2, 1991, and 39 the year before (Bradshaw 30, Brown 9) in a 102-93 victory over EWU on Dec. 21, 1989. When Bliznyuk and Wiley both scored 45 versus PSU, it was the first time in NCAA history two players have scored at least 45 points in the same game. Notre Dame had two players also score 90 on Feb. 23, 1970, in a 121-114 non-overtime win over Butler (Austin Carr with 50 and Collis James with 40). Loyola Marymount's Bo Kimble and the late Hank Gathers each scored 40 against Gonzaga in 1989, and the Bulldogs also had a 40-point scorer in that game, Doug Spradley. On Feb. 20, 1971, Idaho State's Willie Humes scored 58 points and MSU's Bill Brickhouse and Willie Weeks each scored 38 in a 105-92 Bobcat win, also in regulation.

## Individual Records

### Games Played

C: 138 Bogdan Bliznyuk, 2015-18

### Games Started

C: 120 Venky Jois, 2013-16

### Minutes Played

G: 53 Bogdan Bliznyuk, 2/4/17 (Portland State)

53 Jacob Wiley, 2/4/17 (Portland State)

53 Shannon Taylor, 1/16/99 (Weber State)

S: 1,235 Austin McBroom, 2016

C: 4,271 Bogdan Bliznyuk, 2015-18

### Triple-Double

G: 11 points/14 rebounds/10 assists Bogdan Bliznyuk, 1/16/16 (Northern Arizona)

### Points Scored

G: 45 Bogdan Bliznyuk, 2/4/17 (Portland State)

45 Jacob Wiley, 2/4/17 (Portland State)

45 Rodney Stuckey, 1/5/06 (Northern Arizona)

S: 741 Bogdan Bliznyuk, 2018

C: \*\*\*2,169 Bogdan Bliznyuk, 2015-18

### Rebounds

G: 64, 12/20/91 (Delaware St.)

S: 1,532, 1967

### Assists

G: 33, 12/29/99 (Cascade)

33, 2/2/91 (U.S. International)

S: 726, 1976

### Turnovers

G: 31, 11/28/95 (Washington)

S: 537, 1987

### Steals

G: 23, 11/15/15 (George Fox)

S: 476, 1977


### Personal Fouls

S: 723, 2012

### Blocked Shots

G: \*\*\*16, 2/23/13 (Sam Houston State)

S: 176, 2013



**DAVID PEED**

### Combined Points Scored

- G: \*\*\*90 - 45 Bogdan Bliznyuk & Jacob Wiley, 2/4/17 (Portland State)
- S: 1,395 - 701 Bogdan Bliznyuk & 694 Jacob Wiley, 2017

### Points Scored in Back-to-Back Games

- G: \*\*\*83 - Jacob Wiley 38, 2/2/17 (Sacramento State) & 45, 2/4/17 (Portland State)

### Points Per Game

- S: 24.6 Rodney Stuckey, 2007
- C: 24.4 Rodney Stuckey, 2006-07

### Field Goals Attempted

- G: 29 Bogdan Bliznyuk, 2/4/17 (Portland State)
- S: 529 Bogdan Bliznyuk, 2018
- C: 1,553 Bogdan Bliznyuk, 2015-18

### Field Goals Made

- G: 18 Jacob Wiley, 2/4/17 (Portland State)
- 18 David Peed, 12/13/88 (UC-Irvine)
- S: 265 Bogdan Bliznyuk, 2018
- 265 Jacob Wiley 2017
- C: 776 Bogdan Bliznyuk, 2015-18

### Field Goal Percentage

- G: 1.000, 10-10, Chris White, 2/1/01 (Mont. State)
- S: .679, 220-324, Venky Jois, 2016
- C: .644, 203-315, Martin Seiferth, 2013-14

### 3-Point Field Goals Attempted

- G: 23 Kevin Winford, 12/4/10 (New Hope)
- S: 297 Tyler Harvey, 2015
- C: 657 Felix Von Hofe, 2014-17

### 3-Point Field Goals Made

- G: 10 Tyler Harvey, 2/1/14 (Northern Colorado)
- 10 Kevin Winford, 12/4/10 (New Hope)
- S: \*\*\*128 Tyler Harvey, 2015
- C: 262 Felix Von Hofe, 2014-17

### 3-Point Field Goal Percentage

- G: 1.000, 6-6, Marcus Hinton, 2/22/07 (Idaho State)
- S: .567, 17-30, Jeff Reinland, 1983
- C: .503, 75-149, Marco Quinto, 1999-02

### Free Throws Attempted

- G: 21 Matt Piper, 12/28/82 (Humboldt State)
- S: 254 Rodney Stuckey, 2007
- C: 660 Venky Jois, 2013-16

### Free Throws Made

- G: 20 Tyler Harvey, 1/23/14 (Southern Utah)
- S: 215 Rodney Stuckey, 2007
- C: 467 Bogdan Bliznyuk, 2015-18

### Free Throw Percentage

- G: 1.000, 20-20, Tyler Harvey, 1/23/14 (So. Utah)
- 1.000, 16-16, Jason Lewis, 1/27/01 (Weber State)
- S: .902, 166-of-184, Bogdan Bliznyuk, 2018
- C: .847, 316-373 Tyler Harvey 2013-15

### Consecutive Free Throws Made

- S: \*\*\*77 Bogdan Bliznyuk, 12/31/17 to 3/8/18 (also broke NCAA single season record)

### Rebounds

- G: 28 Dave Hayden, 1/15/72 (Oregon Tech)
- S: 436 Dick Eicher, 1951
- C: 1,273 Ron Cox, 1974-77

### Rebounds Per Game

- S: 16.1 Dick Eicher, 1951
- C: 12.0 Ron Cox, 1974-77

### Assists

- G: 18 Ronn McMahon, 12/13/89 (UC-Irvine)
- S: 292 Ed Waters, 1976
- C: 763 Ed Waters, 1974-77

### Assists Per Game

- S: 11.0 Ed Waters, 1977
- C: 8.4 Ed Waters, 1974-77

### Turnovers

- G: 10 Rodney Stuckey, 12/29/05 (Boise State)
- 10 Jason Lewis, 11/24/01 (Minnesota)
- 10 Jerome Hall, 11/28/86 (Idaho)
- S: 145 Jerome Hall, 1987
- C: 355 Bogdan Bliznyuk, 2015-18

### Steals

- G: 9 Ronn McMahon, 12/15/89 (Portland)
- S: 130 Ronn McMahon, 1990
- C: 225 Ronn McMahon, 1988-90

### Personal Fouls

- S: 130 Laron Griffin, 2012
- C: 364 Bogdan Bliznyuk, 2015-18

### Blocked Shots

- G: 8 Martin Seiferth, 2/23/13 (Sam Houston St.)
- S: 94 Jacob Wiley, 2017 (record 2.8 per game)
- C: 240, Venky Jois, 2013-16 (record 2.0 pg)

### Dunks

- S: 61 Venky Jois, 2016
- C: 159 Venky Jois, 2013-16



**FELIX VON HOFE** set the school record for games played and broke EWU's 3-pointers made record in the final game of his career. Von Hofe moved up to sixth in career 3-pointers in the Big Sky Conference with 262, and broke the previous school record of 260 set by his former teammate Tyler Harvey from 2013-15. Von Hofe also holds the school record with 657 attempts (breaking Harvey's record of 602), and his percentage of .399 was 12th. Von Hofe was the 21st Eagle to join the 1,000-point club, and finished his career ranked 18th with 1,058 career points. Von Hofe came to Eastern from Melbourne, Australia, and attended Wesley College and the Australian Institute of Sport prior to coming to the United States.



# EAGLE MEN'S BASKETBALL 2018-19

## SINGLE SEASON TEAM & OPPONENT HIGHS & LOWS

*Note: Statistical records are incomplete prior to the 1983-84 season when EWU moved to NCAA Division I. In some instances, statistics in some categories were not kept prior to that time. If different than the NCAA Division I marks, all-time records from available statistics are listed in ( ) below the NCAA Division I record.*

Category	EWU High	EWU Low	Opponent High	Opponent Low
Points	2,820 – 2015	1,695 – 1993	2,616 – 2016	1,893 – 2005
Points Per Game	84.2 – 2007 (90.0 – 1972)	65.2 – 1993	82.6 – 2007	65.8 – 1986 (63.9 – 1982)
Scoring Margin	+6.6 – 2015 (+17.9 – 1977)	-12.5 – 1987		
Field Goals Made	977 – 2015 (1027 – 1972)	611 – 2005 (336 – 1949)	953 – 2016	647 – 2005 (634 – 1969)
Field Goal Attempts	2045 – 2015 (2275 – 1972)	1,385 – 1988	2031 – 2017	1,358 – 2001
Field Goal Percentage	.495/846x1,708 – 2007 (.526/983x1,869 – 1977)	.406/652x1,604 – 2008 (.351/602x1,717 – 1967)	.514/796x1,550 – 1984	.430/818x1,901 – 2013 .432/712x1,647 – 2003 (.330/532x1,610 – 1954)
3-Point FG Made	356 – 2016	74 – 1987	279 – 2015	102 – 1987
3-Point FG Attempted	924 – 2016	192 – 1987	731 – 2017	254 – 1987
3-Point FG Percentage	.400/344x860 – 2015	.308/102x331 – 1996	.420/144x343 – 1989	.333/113x339 – 1995
Free Throws Made	561 – 2007	306 – 1984	639 – 2012	381 – 1986
Free Throws Attempted	762 – 2007 (791 – 1972)	415 – 1984	925 – 2012	559 – 1986 (455 – 1975)
Free Throw Percentage	.770/520x675 – 2017 (.779/448x575 – 1980)	.590/359x609 – 1987	.736/497x675 – 1989 (.739/439x594 – 1979)	.654/384x587 – 1997
Rebounds	1,196 – 2017 (1,532 – 1967)	729 – 1984	1,242 – 2013 (1,242 – 1972)	827 – 1996
Rebounds Per Game	38.2 – 1998 (59.7 – 1967)	28.0 – 1984	42.8 – 1991 (53.5 – 1969)	29.8 – 2001
Offensive Rebounds	429 – 1990	241 -2002	420 – 2013	234 -1996
Off. Reb. Per Game	14.8 -1990	8.3 -2002	14.0 -1991	9.0 -1996
Rebounding Margin	+4.6 – 1986 (+10.8 – 1970)	-5.4 – 1987 (-11.4 – 1968)		
Assists	514 – 2007 (726 – 1977)	299 – 1993 (273 – 1970)	516 – 2015 (521 – 1980)	343 – 2005 (215 – 1971)
Assists Per Game	17.7 – 2007 (26.9 – 1976)	11.5 – 2008	17.4 – 1997 (18.1 – 1979)	11.1 – 2003 (7.7 – 1971)
Steals	336 – 1990 (476 – 1977)	129 – 1993	260 – 2003	160 – 1993 (141 – 1980)
Steals Per Game	11.5 – 1990	4.6 – 2017	8.4 – 2003	5.5 – 2018 & 2015 (5.2 – 1982)
Blocked Shots	176 – 2013	34 – 1988	137 – 2010	55 – 1990 (35 – 1980)
Blocked Shots Per Game	5.7 – 2013	1.3 – 1988	4.6 – 2010	1.9 – 1990 (1.2 – 1980)
Turnovers	537 – 1987	365 – 2000	542 – 1990 (568 – 1977)	341 – 2013

# EAGLE MEN'S BASKETBALL 2018-19



Turnovers Per Game	19.2 – 1987	10.7 – 2015	18.6 – 1990 (19.6 – 1977)	10.6 – 2017
Turnover Margin	+4.14 – 1990	-4.9 – 1988		
Fouls	723 – 2012	499 – 1996	665 – 2002	431 – 1996
Fouls Per Game	24.4 – 1992 (25.4 – 1966)	17.8 – 2015	22.1 – 2002	16.6 – 1996
Disqualifications	42 – 1992	8 – 2009	29 – 1990	5 – 2009



## EAGLES CENTURY CLUB

*(Total of 74 Games With 100+ Points . . . 2015-16 and 2006-07 are the only seasons in 33 years as a member of NCAA Division I that Eastern has scored at least 100 points in four games. The overall record for 100-point performances is eight set in the 1970-71 season)*

1.	2/4/17	Portland State.....	130-124
2.	11/15/15	George Fox .....	126-64
3.	1/20/69	Eastern Montana .....	124-94
4.	2/27/72	St. Martin's.....	120-77
	12/22/71	Metropolitan State .....	120-70
6.	2/2/91	U.S. International.....	118-83
7.	2/8/86	U.S. International.....	116-82
8.	12/5/75	Montana Tech.....	115-58
	12/6/76	Montana Tech.....	115-58
10.	12/30/80	Eastern Oregon.....	114-91
	1/28/72	Alaska-Fairbanks.....	114-84
12.	1/28/16	Portland State.....	112-83
	12/4/10	New Hope.....	112-41
	12/29/99	Cascade College.....	112-86
15.	1/12/76	Eastern Oregon.....	111-75
	12/4/71	Carroll.....	111-79
17.	11/27/06	Cal State Fullerton.....	110-100
	12/4/70	St. Martin's.....	110-113
	12/22/67	Alaska-Fairbanks.....	110-72
20.	1/15/72	Oregon Tech.....	108-84
21.	12/8/67	Carroll.....	107-118
22.	1/14/16	Southern Utah .....	106-80
	11/21/06	The Evergreen State .....	106-65
	1/12/89	Nevada (Reno).....	106-115
	2/15/80	Lewis Clark State .....	106-91
	12/1/76	Whitworth .....	106-83
	2/19/71	Oregon Tech.....	106-77
28.	2/14/76	Oregon Tech.....	105-70
	1/16/76	Southern Oregon.....	105-84
	2/2/73	Southern Oregon.....	105-69
	1/14/72	Southern Oregon.....	105-86
	2/20/71	Southern Oregon.....	105-85
	12/18/61	Lewis Clark State .....	105-69
34.		Five Occasions.....	104
39.		Eight Occasions .....	103
47.		Six Occasions.....	102
53.		Eight Occasions .....	101
61.		14 Occasions.....	100

**BOGDAN BLIZNYUK** had the first triple-double in school history with 11 points, 14 rebounds and 10 assists in a 96-73 victory over Northern Arizona on Jan. 16, 2016. He made 4-of-12 shots from the field and both of his free throws, and also had three blocked shots. Not even Rodney Stuckey, now of the Indiana Pacers, or former All-Big Sky point guard Drew Brandon, were able to register the rare feat. On nine occasions an Eastern player has flirted with a triple-double (within a combined total of three rebounds and/or assists), including four by Bliznyuk, three by Brandon and one each by Stuckey and Justin Crosigile.



## Single Game Leaders

### POINTS SCORED

1.	45	Bogdan Bliznyuk	Portland State (2-4-17)
		Jacob Wiley	Portland State (2-4-17)
		Rodney Stuckey	Northern Arizona (1-5-06)
4.	44	David Peed	UC Irvine (12-13-88)
5.	42	Tyler Harvey	Idaho (3-12-15)
		Adris DeLeon	Northern Colorado (1-17-08)
7.	40	Bogdan Bliznyuk	Sacramento State (2-1-18)
		Kevin Sattler	Idaho State (2-11-88)
9.	39	Tyler Harvey	Weber State (1-1-15)
		Kevin Winford	New Hope (12-14-10)
11.	38	Jacob Wiley	Idaho State (2-25-17)
		Jacob Wiley	Sacramento State (2-2-17)
		Venky Jois	Seattle 12-6-14
		Venky Jois	Eastern Oregon 11-30-14
		Tyler Harvey	Northern Colorado (2-1-14)
		Rodney Stuckey	Portland State (3-4-06)
17.	37	Austin McBroom	Northern Colorado (2-13-16)
		Tyler Harvey	Northern Arizona (2-15-14)
		David Peed	Nevada-Reno (1-12-89)
		David Peed	Nevada-Reno (1-20-90)
21.	36	Jacob Wiley	Weber State (1-14-17)
		Austin McBroom	Portland State (2-20-16)
		Tyler Harvey	Southern Utah (1-23-14)
		Rodney Stuckey	Portland State (2-10-07)
		Rodney Stuckey	Montana (1-28-06)
		Marc Axton	Cascade (12-1-04)
		Aaron Olson	Cascade (12-29-99)
		Karim Scott	Cal Poly, SLO (11-25-97)
		Randy Buss	Metropolitan State (12-22-71)
30.	35	Bogdan Bliznyuk	Portland State (3-8-18)
		Austin McBroom	North Dakota (2-11-16)
		Tyler Harvey	Northern Colorado (1-22-15)
		Tony Chrisman	Central Washington (2-26-85)
		Jeff Reinland	Seattle Pacific (2-10-83)
35.	34	Jacob Wiley	Montana State (1-28-17)
		Bogdan Bliznyuk	Morehead State (12-13-16)
		Tyler Harvey	Lewis-Clark State (12-22-14)
		Rodney Stuckey	Weber State (2-7-07)
		Rodney Stuckey	Boise State (12-29-05)
		David Peed	Northern Arizona (1-14-89)
		David Peed	Old Dominion (12-23-88)
		Dick Eicher	Colorado State (1951)
		Randy Buss	Western Montana (1-2-71)
		Walt Hartman	
45.	33	Jacob Wiley	North Dakota (2-9-17)
		Austin McBroom	Davidson (12-9-15)
		Benny Valentine	Sacramento State (1-4-09)
		Marc Axton	Gonzaga (12-21-04)
		Shannon Taylor	Idaho State (2-25-98)
		Dick Edwards	Seattle Pacific (1-8-54)
51.	32	Bogdan Bliznyuk	Southern Utah (3-9-18)
		Bogdan Bliznyuk	Southern Utah (3-1-18)
		Bogdan Bliznyuk	Weber State (3-10-17)
		Bogdan Bliznyuk	Southern Utah (3-2-17)
		Bogdan Bliznyuk	San Francisco (11-27-16)
		Bogdan Bliznyuk	Bryant (11-21-16)
		Ognjen Mijlkovic	Portland State (1-27-14)
		Dick Edwards	Puget Sound (2-20-54)
		Dick Edwards	Central Washington (2-6-54)
		Dick Edwards	Puget Sound (2-21-59)
		David Peed	Idaho (2-5-89)
62.	31	Bogdan Bliznyuk	San Francisco (12-17)
		Bogdan Bliznyuk	Seattle (12-4-16)
		Tyler Harvey	California (12-19-15)
		Tyler Harvey	Northern Colorado (2-27-14)
		Glen Dean	Northern Arizona (2-16-11)
		Benny Valentine	Northern Colorado (1-15-09)
		Rodney Stuckey	Portland State (1-14-06)
		Chris Hester	Idaho State (1-26-02)
		Shannon Taylor	Valparaiso (12-12-98)
		Dave Hayden	Western Oregon (2-6-71)
		Kevin Sattler	Western Baptist (12-15-87)



**MARC AXTON**

73.	30	Bogdan Bliznyuk	Wyoming (12-12-17)
		Jacob Wiley	Northern Arizona (1-19-17)
		Austin McBroom	Weber State (3-5-16)
		Rodney Stuckey	UC Riverside (12-10-05)
		Chris White	Cal State Northridge (3-1-01)
		Bob Burkhart	Carroll (12-15-56)
		Jim Boxley	College of Idaho (1-2-60)
		Dave Lofton	Lewis Clark State (2-24-68)
		Randy Buss	Eastern Montana (1-20-69)
		Mark Seil	Simon Fraser (2-16-70)
		Steve Hook	Oregon Tech (1-15-72)
		Bernie Hite	Eastern Oregon (1-6-73)
			St. Martin's (12-18-74)

### FIELD GOALS MADE

1.	18	Jacob Wiley	Portland State (2-4-17) [29]
		18	David Peed
		18	UC-Irvine (12-13-88) [27]
3.	16	Karim Scott	Cal Poly, SLO (11-25-97) [20]
4.	15	Bogdan Bliznyuk	Sacramento State (2-1-18) [18]
		Jacob Wiley	Weber State (1-14-17) [20]
		Venky Jois	Eastern Oregon (11-30-14) [21]
		Rodney Stuckey	Northern Arizona (1-5-05) [21]
		Aaron Olson	Cascade (12-29-99) [18]
		Kevin Sattler	Idaho State (2-11-88) [19]
		David Peed	Nevada-Reno (1-12-89) [24]
		David Peed	Nevada-Reno (1-20-90) [21]

12.	14	Bogdan Bliznyuk	Portland State (2-4-17) [29]
		Jacob Wiley	Sacramento State (2-2-17) [23]
		Jacob Wiley	Montana State (1-28-17) [18]
		Jacob Wiley	Northern Arizona (1-19-17) [16]
		Kevin Winford	New Hope (12-4-10) [27]
		Rodney Stuckey	Portland State (2-10-07) [22]
		Rodney Stuckey	Montana (1-28-06) [21]
		Adris DeLeon	Northern Colorado (1-17-08) [28]
		Tony Chrisman	Central Wash. (2-26-85) [19]
		Dick Edwards	Puget Sound (2-20-54)
		Rodney Stuckey	Portland State (3-4-06) [20]

### FIELD GOALS ATTEMPTED

1.	29	Bogdan Bliznyuk	Portland State (2-4-17) [14]
2.	28	Adris DeLeon	Northern Colorado (1-17-08) [14]
3.	27	Kevin Winford	New Hope (12-14-10) [14]
		David Peed	UC-Irvine (12-13-88) [18]
5.	25	Bogdan Bliznyuk	Seattle (12-4-16) [12]
		Rodney Stuckey	UC Santa Barbara (2-17-07) [11]
		Rodney Stuckey	Cal St. Fullerton (11-27-06) [11]
		Rodney Stuckey	Washington (11-24-06) [11]
		Deon Williams	Weber State (1-16-99) [10]
10.	24	Bogdan Bliznyuk	Northern Arizona (3-4-17) [9]
		Justin Crosigile	Washington State (11-10-12) [9]
		Collin Chiverton	Gonzaga (11-11-11) [8]
		Roosevelt Brown	Seattle (11-22-85) [10]
		David Peed	Nevada-Reno (1-12-89) [15]
15.	23	Jacob Wiley	Portland State (2-4-17) [18]
		Jacob Wiley	Sacramento State (2-2-17) [14]
		Bogdan Bliznyuk	Montana (1-7-17) [9]
		Tyler Harvey	Weber State (3-7-15) [9]
		Collin Chiverton	CS Fullerton (12-11-11) [11]
		Rodney Stuckey	Montana (3-7-06) [10]
		Roosevelt Brown	Montana (12-30-85) [10]
		David Peed	Northern Ariz. (1-14-89) [12]
		David Peed	Brigham Young (11-25-89) [10]
		David Peed	Montana (2-8-90) [10]

### 3-POINT FIELD GOALS MADE

1.	10	Tyler Harvey	Northern Colorado (2-1-14) [15]
		Kevin Winford	New Hope (12-4-10) [23]
3.	9	Tyler Harvey	Northern Arizona (2-15-14) [16]
4.	8	Felix Von Hofe	Denver (12-20-15) [14]
		Tyler Harvey	Idaho (3-12-15) [12]
		Tyler Harvey	Lewis-Clark State (12-22-14) [10]
		Justin Crosigile	Idaho (12-6-12) [16]
		Kevin Winford	Idaho (11-27-10) [16]

### 3-POINT FIELD GOALS ATTEMPTED

1.	23	Kevin Winford	New Hope (12-4-10) [10]
2.	17	Justin Crosigile	Washington State (11-10-12) [7]
3.	16	Tyler Harvey	Northern Arizona (2-15-14) [9]
		Justin Crosigile	Idaho (12-6-12) [8]
		Kevin Winford	Idaho (11-27-10) [8]
6.	15	Tyler Harvey	Northern Colorado (2-1-14) [10]

### FREE THROWS MADE

1.	20	Tyler Harvey	Southern Utah (1-23-14) [20]
2.	17	Bogdan Bliznyuk	Portland State (2-4-17) [20]
		Matt Piper	Humboldt State (12-28-82) [21]
4.	16	Bogdan Bliznyuk	Northern Arizona (1-18-18) [16]
		Jason Lewis	Weber State (1-27-01) [16]
6.	15	Bogdan Bliznyuk	Southern Utah (3-2-17) [16]
		Rodney Stuckey	Sacramento State (1-25-07) [16]
8.	14	Chris White	CS Northridge (3-1-01) [15]
		Ryan Hansen	Weber State (1-22-00) [15]
		Kevin Groves	Cal Poly, SLO (12-30-94) [16]
		Kevin Groves	Sacramento St. (1-19-95) [16]
12.	13	Bogdan Bliznyuk	Portland State (1-4-18) [13]
		Austin McBroom	Sacramento St. (2-18-16) [18]
		Tyler Harvey	Southern Utah (2-22-14) [15]
		Tyler Harvey	Northern Arizona (1-16-14) [13]

# EAGLE MEN'S BASKETBALL 2018-19



## FREE THROWS ATTEMPTED

1.	21	Matt Piper	Humboldt State (12-28-82) [17]
2.	20	Bogdan Bliznyuk	Portland State (2-4-17) [17]
		Tyler Harvey	Southern Utah (1-23-14) [20]
4.	18	Austin McBroom	Sacramento St. (2-18-16) [13]
5.	17	Brian Sullivan	Drake (12-7-90) [11]
		Jerome Hall	U.S. International (2-14-87) [8]
7.	16	Bogdan Bliznyuk	Southern Utah (3-2-17) [16]
		Bogdan Bliznyuk	Southern Utah (3-2-17) [15]
		Rodney Stuckey	Sacramento State (1-25-07) [15]
		Venky Jois	Southern Utah (2-22-14) [9]
		Martin Seifert	CS Northridge (11-12-12) [11]
		Adris DeLeon	Northern Colorado (1-17-08) [11]
		Jason Lewis	Weber State (1-27-01) [16]
		Kevin Groves	Cal Poly, SLO (12-30-94) [14]
		Kevin Groves	Sacramento State (1-19-95) [14]

## REBOUNDS

1.	28	Dave Hayden	Oregon Tech (1-15-72)
2.	22	Paul Butorac	Lewis-Clark State (11-18-06)
3.	21	Martin Seifert	Northern Colorado (2-28-13)
4.	19	Brandon Moore	Whitman (11-17-09)
5.	18	Martin Seifert	Walla Walla (11-19-13)
		Cliff Ederaine	Sacramento State (2-4-12)
		John Randa	Idaho State (1-20-86)
8.	17	Jacob Wiley	Portland State (2-4-17)
		Martin Seifert	CS Northridge (11-12-12)
		Cliff Ederaine	New Hope (12-4-10)
		Andy Genao	UC Irvine (11-19-08)
		Kevin Lewis	Montana State (2-19-98)
		Melvin Lewis	Cornell (12-3-94)
		Rick Swanwick	Northern Arizona (1-27-94)
		John Randa	Boise State (11-27-85)
16.	16	Venky Jois	Denver (12-20-15)
		Venky Jois	Weber State (3-7-15)
		Laron Griffin	Northwest Univ. (11-18-10)
		Melvin Lewis	Boise State (2-11-95)
		Kemo Patrick	Valparaiso (11-24-90)
		Nate Perkins	Nevado-Reno (1-12-89)
		John Randa	Western Washington (2-21-85)
23.	15	Bogdan Bliznyuk	Southern Utah (3-1-18)
		<b>Mason Peatling</b>	<b>Northern Colorado (1-27-18)</b>
		Jacob Wiley	Idaho State (2-25-17)
		Bogdan Bliznyuk	Idaho (1-16-16)
		Martin Seifert	North Dakota (3-1-14)
		Venky Jois	Northern Arizona (1-16-14)
		Laron Griffin	Montana State (2-24-11)
		Alden Gibbs	Walla Walla (12-1-09)
		Will Levy	Evergreen State (12-22-98)
			On six other occasions

## ASSISTS

1.	18	Ronn McMahon	UC-Irvine (12-13-88)
2.	17	Ed Waters	Oregon Tech (2-14-76)
		Darryl Harris	Oregon Tech (2-19-71)
4.	14	Jamal Jones	Cascade (12-29-99)
		Ronn McMahon	Miami-Ohio (12-30-89)
6.	13	Drew Brandon	North Dakota (1-24-15)
7.	12	Drew Brandon	Northern Colorado (2-1-14)
		Jason Lewis	Cal State Northridge (1-20-01)
		Brian Sullivan	Northern Ariz. (2-16-91)
		Ronn McMahon	Idaho State (1-4-90)
11.	11	Bogdan Bliznyuk	Denver (11-26-16)
		Drew Brandon	Lewis-Clark State (12-22-14)
		Drew Brandon	Seattle (12-6-14)
		Cliff Colimon	Linfield (12-8-11)
		Deon Williams	Portland State (2-4-99)
		Deon Williams	Cal State Northridge (1-5-98)
		Rodrick McClure	Santa Clara (12-17-96)
		Melvin Bradley	U.S. International (3-2-85)
		Leroy Dean	U.S. International (2-8-86)
		Ronn McMahon	Nevada-Reno (1-12-89)
		Ronn McMahon	Northern Arizona (2-24-90)



Pictured from left at the 2015 NCAA Tournament are TYLER HARVEY, VENKY JOIS & PARKER KELLY.

22.	10	Bogdan Bliznyuk	Northern Arizona (3-3-18)
		#Bogdan Bliznyuk	Northern Arizona (3-8-16)
		Austin McBroom	George Fox (11-15-15)
		Drew Brandon	Idaho (1-31-15)
		Drew Brandon	Montana State (1-11-14)
		Drew Brandon	Walla Walla (11-19-13)
		Justin Crossgile	USC Upstate (11-21-12)
		Glen Dean	Portland State (1-30-10)
		Glen Dean	Nevada (12-17-09)
		Rodney Stuckey	Idaho State (2-22-07)
		Rodney Stuckey	Weber State (1-27-07)
		Rodney Stuckey	Northern Colorado (1-4-07)
		Rodney Stuckey	Pacific Lutheran (11-19-05)
		Jason Lewis	Sacramento State (2-2-02)
		Brian Sullivan	Valparaiso (11-24-90)
		Ronn McMahon	Central Washington (12-10-87)
		Ronn McMahon	Drexel (12-17-88)
		Ronn McMahon	Central Washington (11-29-89)
		Leroy Dean	Montana (12-2-85)

Frederik Jörg	Walla Walla (11-19-14)
Venky Jois	Southern Utah (2-16-13)
Cliff Ederaine	Sacramento State (12-29-10)
Brandon Moore	Whitman (11-17-09)
Brandon Moore	Portland State (2-28-09)
Paul Butorac	Lewis-Clark State (11-18-06)
Paul Butorac	UC Riverside (12-10-05)
Jake Beiting	Cal State Northridge (12-4-05)
T.J. Williams	Weber State (2-23-02)
T.J. Williams	Montana (1-11-02)
Joshua Lewis	Montana (2-4-95)
Rick Swanwick	Southern Utah (12-28-93)
David Peed	Miami-Ohio (12-30-89)

## STEALS

1.	9	Ronn McMahon	Portland (12-15-89)
2.	8	Brian Sullivan	Nevada (1-8-91)
		Ronn McMahon	Brigham Young (11-25-89)
		Jim Boxley	Carroll (12-2-67)
		Darryl Harris	Whitman (12-9-70)
6.	7	Rodney Stuckey	Idaho (12-21-06)
		Rodney Stuckey	Cal Poly (12-23-05)
		Alvin Snow	Washington (12-14-02)
		Karim Scott	Cal Poly, SLO (11-25-97)
		Ronn McMahon	Idaho State (3-2-89)
		Ronn McMahon	Central Washington (11-29-89)
		Ronn McMahon	Washington (12-13-89)
13.	6	Drew Brandon	Montana State (2-7-15)
		Cliff Colimon	Washington State (12-3-11)
		Rodney Stuckey	Eastern Oregon (11-29-06)
		Alvin Snow	Montana State (1-11-03)
		Jamal Jones	Texas A&M CC (11-22-99)
		Karim Scott	San Diego State (11-22-97)
		Jerome Hall	UT-Arlington (2-19-87)
		Ronn McMahon	Youngstown State (12-29-87)
		Ronn McMahon	Whitman (12-3-88)
		Ronn McMahon	Montana (1-7-89)
		Ronn McMahon	Miami-Ohio (12-30-89)
		Ronn McMahon	Idaho State (1-4-90)
		Ronn McMahon	Northern Arizona (1-18-90)
		Ronn McMahon	Idaho (3-1-90)

#Part of the first triple-double in school history (11 points, 14 rebounds, 10 assists)



# EAGLE MEN'S BASKETBALL 2018-19

## Season Statistical Leaders

### Scoring

1.	741	Bogdan Bliznyuk	2018
2.	738	Tyler Harvey	2015
3.	726	Rodney Stuckey	2006
4.	712	Rodney Stuckey	2007
5.	701	Bogdan Bliznyuk	2017
6.	694	Jacob Wiley	2017
7.	692	Austin McBroom	2016
8.	677	Tyler Harvey	2014
9.	626	David Peed	1989
10.	595	Randy Buss	1972
11.	560	Paul Hungenberg	1978
12.	554	Ron Cox	1976
13.	527	Cliff Colimon	2012
14.	525	Venky Jois	2016
15.	521	Randy Buss	1971
16.	518	Venky Jois	2015
17.	507	Jack Perrault	1945
18.	498	David Peed	1990
19.	485	Ron Cox	1977

### Scoring Average

1.	24.55	Rodney Stuckey	2007
2.	24.20	Rodney Stuckey	2006
3.	23.06	Tyler Harvey	2015
4.	21.84	Tyler Harvey	2014
5.	21.17	Bogdan Bliznyuk	2018
6.	20.96	Austin McBroom	2016
7.	20.87	David Peed	1989
8.	20.62	Bogdan Bliznyuk	2017
9.	20.52	Ron Cox	1976
10.	20.52	Randy Buss	1972
11.	20.41	Jacob Wiley	2017
12.	20.00	Paul Hungenberg	1978
13.	19.00	Dick Edwards	1954
14.	18.75	Dave Lofton	1969
15.	18.61	Randy Buss	1971
16.	18.50	Dick Edwards	1955
17.	17.65	Tony Chrisman	1984

### Field Goals Made

1.	265	Bogdan Bliznyuk	2018
	265	Jacob Wiley	2017
3.	251	Bogdan Bliznyuk	2017
4.	250	Rodney Stuckey	2006
5.	246	David Peed	1989
6.	237	Ron Cox	1976
7.	230	Tyler Harvey	2015
8.	227	Rodney Stuckey	2007
	227	Randy Buss	1972
10.	220	Venky Jois	2016
	220	Paul Hungenberg	1978

### Field Goals Attempted

1.	529	Bogdan Bliznyuk	2017
2.	510	Rodney Stuckey	2006
3.	502	Bogdan Bliznyuk	2018
4.	501	Rodney Stuckey	2007
5.	500	David Peed	1989
6.	490	Tyler Harvey	2015
7.	488	Austin McBroom	2016
8.	465	Tyler Harvey	2014
0.	455	Dave Hayden	1972
10.	430	Cliff Colimon	2012
	430	David Peed	1990

**RONN McMAHON** is one of the newest former men's basketball players to be inducted into the Eastern Athletics Hall of Fame. Honored in 2017, McMahan was one of the top point guards in NCAA Division I as a senior in the 1989-90 season when he helped Eastern to an 18-11 record and runner-up finishes in the Big Sky Conference regular season and tournament. His school records of 130 steals and 4.48 average in 1990, as well as his 3.52 career average, all still rank among the top eight performances in NCAA history.



### Field Goal Percentage (Min. 5 Attempts Per Game)

1.	67.90	Venky Jois	2016
2.	66.01	Ron Cox	1977
3.	64.32	Jacob Wiley	2017
4.	64.00	Paul Butorac	2007
5.	63.37	Ron Cox	1976
6.	62.35	Martin Seiferth	2013
7.	61.96	Laron Griffin	2012
8.	61.83	Jeff McAlister	1976
9.	61.32	Ron Cox	1974
10.	61.05	Venky Jois	2015
11.	60.48	Mike Cranston	1980

### 3-Point Field Goals Made

1.	128	Tyler Harvey	2015
2.	115	Austin McBroom	2016
3.	109	Tyler Harvey	2014
4.	105	Felix Von Hofe	2016
5.	103	Shannon Taylor	1999
6.	96	Felix Von Hofe	2017
7.	88	Collin Chiverton	2012
8.	77	Justin Paola	1991
9.	76	Shannon Taylor	1998
10.	73	Marc Axton	2005
11.	67	<b>Cody Benzel</b>	<b>2018</b>
12.	66	Cliff Colimon	2012
	66	Kevin Winford	2011
14.	65	Parker Kelly	2015
15.	64	Milan Stanojevic	2008
16.	61	<b>Ty Gibson</b>	<b>2018</b>

### 3-Point Field Goals Attempts

1.	297	Tyler Harvey	2015
2.	286	Austin McBroom	2016
3.	264	Shannon Taylor	1999
4.	252	Tyler Harvey	2014
5.	250	Felix Von Hofe	2017
6.	248	Felix Von Hofe	2016
7.	217	Collin Chiverton	2012

8.	206	Marc Axton	2005
9.	196	Justin Paola	1991
10.	187	Kevin Winford	2011
	187	Shannon Taylor	1998

### 3-Point Field Goal Percentage (Min. 1 Attempt Per Game)

1.	56.7	Jeff Reinland	1983
2.	55.8	Bogdan Bliznyuk	2015
3.	50.0	Marco Quinto	2002
	50.0	Marco Quinto	2001
	50.0	Carl Crider	1994
6.	<b>48.5</b>	<b>Ty Gibson</b>	<b>2017</b>
7.	46.3	Josh Barnard	2004
8.	45.9	Carren Wilson	1992
9.	45.8	Aaron Olson	2001
10.	44.9	Parker Kelly	2012
11.	<b>44.8</b>	<b>Cody Benzel</b>	<b>2017</b>
12.	44.0	Aaron Olson	2000

### Free Throws Made

1.	215	Rodney Stuckey	2007
2.	171	Rodney Stuckey	2006
3.	166	Bogdan Bliznyuk	2018
4.	161	Bogdan Bliznyuk	2017
5.	159	Jacob Wiley	2017
6.	156	Tyler Harvey	2014
7.	153	Austin McBroom	2016
8.	150	Tyler Harvey	2015
9.	145	Matt Piper	1983
10.	141	Randy Buss	1972
11.	137	George Abrams	1980
12.	133	Dick Edwards	1954

### Free Throws Attempted

1.	254	Rodney Stuckey	2007
2.	225	Rodney Stuckey	2006
3.	196	Bogdan Bliznyuk	2017
4.	192	Jacob Wiley	2017
5.	190	Dick Koford	1960

# EAGLE MEN'S BASKETBALL 2018-19



6.	184	Bogdan Bliznyuk	2018
	184	Austin McBroom	2016
8.	183	Randy Buss	1972
9.	181	Venky Jois	2016
10.	180	Matt Piper	1983
11.	176	Venky Jois	2015
	176	Tyler Harvey	2015

## Free Throw Percentage (Min. 2 Attempts Per Game)

1.	90.22	Bogdan Bliznyuk	2018
2.	90.00	Jeffrey Forbes	2011
3.	89.87	Darren Cooper	2002
4.	89.66	Tyler Harvey	2014
5.	89.47	Parker Kelly	2014
6.	86.25	Aaron Olson	2001
7.	85.81	Dick Edwards	1954
8.	85.71	Paul Hungenberg	1978
9.	85.45	Tony Chrisman	1985
10.	85.44	Emerson Gordon	1976
11.	85.22	Tyler Harvey	2015
12.	84.71	Paul Hungenberg	1977
13.	84.65	Rodney Stuckey	2007

## Rebounds

1.	436	Dick Eicher	1951
2.	364	Dave Hayden	1972
3.	361	Jack State	1966
4.	356	Ron Cox	1977
5.	328	Ron Cox	1976
6.	327	Bill Bacon	1967
7.	324	Randy Buss	1971
8.	319	Randy Buss	1972
	319	Ron Cox	1975
10.	318	Dave Hayden	1973

## Rebounding Average

1.	16.1	Dick Eicher	1951
2.	13.9	Jack State	1966
3.	13.6	Bill Bacon	1967
4.	13.3	Dave Hayden	1973
5.	12.8	Ron Cox	1975
6.	12.6	Dave Hayden	1972
7.	12.3	Ron Cox	1977
8.	12.1	Ron Cox	1976
9.	11.6	Randy Buss	1971
10.	11.1	Dave Hayden	1971

## Assists

1.	292	Ed Waters	1976
2.	231	Ed Waters	1977
3.	207	Ronn McMahon	1989
4.	191	Ronn McMahon	1990
5.	170	Ed Waters	1975
6.	168	Darryl Harris	1971
7.	164	Deon Williams	1998
8.	160	Drew Brandon	2015
	160	Cliff Colimon	2012
	160	Rodney Stuckey	2007

## Assists Per Game

1.	11.0	Ed Waters	1977
2.	10.8	Ed Waters	1976
3.	8.1	Ed Waters	1975
4.	6.9	Ronn McMahon	1989
5.	6.6	Ronn McMahon	1990
6.	6.1	Deon Williams	1998
7.	6.0	Darryl Harris	1971
8.	5.5	Rodney Stuckey	2007
9.	5.4	Deon Williams	1999
	5.4	George Abrams	1981

## Turnovers

1.	145	Jerome Hall	1987
2.	136	Ronn McMahon	1989
3.	128	Jacob Wiley	2017
4.	119	Bogdan Bliznyuk	2018
5.	113	George Abrams	1980
6.	108	Ed Waters	1976
7.	107	Cliff Ederaine	2012
	107	Rodney Stuckey	2006
	107	Darryl Harris	1971
10.	105	Cliff Colimon	2012

## Blocked Shots

1.	94	Jacob Wiley	2017
2.	69	Venky Jois	2015
3.	68	Martin Seiferth	2013
4.	66	Venky Jois	2013
5.	56	Venky Jois	2016
6.	51	Paul Butorac	2006
7.	49	Venky Jois	2014
8.	44	Martin Seiferth	2014
9.	41	Cliff Ederaine	2012
10.	37	<b>Mason Peatling</b>	<b>2018</b>
	37	Matt Peppers	1981
12.	35	Tremayne Johnson	2011
13.	34	Cliff Ederaine	2011
	34	Chris White	2000
	34	Dexter Griffen	1987

## Steals

1.	130	Ronn McMahon	1990
2.	80	Ronn McMahon	1989
3.	71	Rodney Stuckey	2007
4.	68	Alvin Snow	2003
5.	66	Rodney Stuckey	2006
6.	63	David Peed	1989
7.	61	Drew Brandon	2015
8.	57	George Abrams	1981
	57	Wayne Petersen	1981
10.	54	Karim Scott	1998
	54	George Abrams	1980

## Steals Per Game

1.	4.48	Ronn McMahon	1990
2.	2.67	Ronn McMahon	1989
3.	2.45	Rodney Stuckey	2007
4.	2.20	Rodney Stuckey	2006
5.	2.19	Alvin Snow	2003
6.	2.11	George Abrams	1981
	2.11	Wayne Petersen	1981
8.	2.10	David Peed	1989
9.	2.04	Kemo Patrick	1991
10.	2.00	Karim Scott	1998

## Personal Fouls

1.	130	Laron Griffin	2012
2.	114	Laron Griffin	2011
3.	112	T.J. Williams	2003
4.	105	Bogdan Bliznyuk	2016
5.	104	Mason Peatling	2018
6.	102	Jacob Wiley	2017
7.	101	Chris White	1999
8.	100	Matt Nelson	2004
	100	Austin Layton	1992
	100	Dave Hayden	1971



Head coach **JIM HAYFORD** was 106-91 in six seasons as EWU's head coach, becoming the fastest to get to 100 victories in school history. He guided the Eagles to national postseason tournaments in his final three seasons at the helm. He is pictured at the 2015 NCAA Tournament press conference.

(right) The opening tip of Eastern's 2004 NCAA Tournament appearance against Oklahoma State.





# EAGLE MEN'S BASKETBALL 2018-19

## Career Statistical Leaders

### Games Played

1.	138	Bogdan Bliznyuk	2015-18
2.	128	Felix Von Hofe	2014-17
3.	126	Parker Kelly	2012-15
4.	123	Sir Washington	2015-18
5.	122	Venky Jois	2013-16
6.	121	Jeffrey Forbes	2010-12
7.	119	Marc Axton	2002-05
8.	118	Alvin Snow	2001-04
9.	116	Brandon Moore	2007-10
10.	113	Kevin Winford	2010-12
	113	Paul Butorac	2004-07
	113	John Garrison	1987-91
13.	111	Brian Sullivan	1988-91
14.	109	Chris White	1998-01
	109	Dave Henley	1979-82
16.	108	Melvin Bradley	1982-85
17.	106	Ron Cox	1974-77
18.	104	Terry Reed	1977-80
19.	100	Dave Hayden	1970-73

### Scoring (1000-Point Club)

1.	2,169	Bogdan Bliznyuk	2015-18
2.	1,803	Venky Jois	2013-16
3.	1,741	Ron Cox	1974-77
4.	1,564	Tyler Harvey	2013-15
5.	1,550	Irv Leifer	1942-47
6.	1,461	Dave Hayden	1970-73
7.	1,438	Rodney Stuckey	2006-07
8.	1,399	Randy Buss	1970-72
9.	1,396	Alvin Snow	2001-04
10.	1,338	Dick Koford	1957-60
11.	1,319	Marc Axton	2002-05
12.	1,214	Dick Edwards	1953-55
13.	1,191	Paul Hungenberg	1975-78
14.	1,154	David Peed	1988-90
15.	1,138	Brian Sullivan	1988-91
16.	1,091	Tony Chrisman	1982-85
17.	1,084	Dick Eicher	1949-51
18.	1,028	Felix Von Hofe	2014-17
19.	1,022	Jeffrey Forbes	2010-13
20.	1,006	Parker Kelly	2012-15
21.	1,002	Dave Henley	1979-82

### Scoring Average (Min. 45 Games)

1.	24.37	Rodney Stuckey	2006-07
2.	18.62	Tyler Harvey	2013-15
3.	18.32	David Peed	1988-90
4.	17.06	Randy Buss	1970-72
5.	16.42	Ron Cox	1974-77
6.	15.83	Shannon Taylor	1998-99
7.	15.77	Dick Edwards	1953-55
8.	15.72	Bogdan Bliznyuk	2015-18
9.	15.24	Roosevelt Brown	1985-86
10.	14.90	Brad Sebree	1993-94
11.	14.78	Venky Jois	2013-16
12.	14.57	Dave Hayden	1970-73
13.	14.53	Karim Scott	1997-98
14.	13.89	Steve Hook	1972-73
15.	13.75	Chris Hester	2002-03
16.	13.74	Cliff Colimon	2011-12
17.	12.87	Dick Koford	1957-60
18.	12.83	Steve Barnett	1970-71
19.	12.82	George Abrams	1980-81

### Field Goals Attempted

1.	1,553	Bogdan Bliznyuk	2015-18
2.	1,286	Dave Hayden	1970-73
3.	1,232	Venky Jois	2013-16
4.	1,159	Ron Cox	1974-77
5.	1,118	Alvin Snow	2001-04
6.	1,066	Tyler Harvey	2013-15
7.	1,017	Randy Buss	1970-72
8.	1,011	Rodney Stuckey	2006-07
9.	1,010	Marc Axton	2002-05
10.	960	David Peed	1988-90

### Field Goals Made

1.	776	Bogdan Bliznyuk	2015-18
2.	729	Ron Cox	1974-77
3.	718	Venky Jois	2013-16
4.	588	Dave Hayden	1970-73
5.	541	Randy Buss	1970-72
6.	537	Alvin Snow	2001-04
7.	494	Tyler Harvey	2013-15
8.	477	Rodney Stuckey	2006-07
9.	476	Paul Hungenberg	1975-78
10.	444	Tony Chrisman	1982-85

### Field Goal Percentage (Min. 5 Attempts Per Game)

1.	64.4	Martin Seiferth	2013-14
2.	62.9	Ron Cox	1974-77
3.	59.3	Paul Butorac	2004-07
4.	58.3	Venky Jois	2013-present
5.	58.2	Adam Dean	1995-96
6.	57.0	Chris Hester	2002-03
7.	55.1	Chris White	1998-01
8.	55.0	Gene Glenn	1977-78
9.	54.8	Nate Perkins	1986-89
	54.8	Tony Chrisman	1982-85
11.	54.3	Jeff McAlister	1973-76

### 3-Point Field Goals Made

1.	262	Felix Von Hofe	2014-17
2.	260	Tyler Harvey	2013-15
3.	210	Parker Kelly	2012-15
4.	184	Marc Axton	2002-05
5.	179	Shannon Taylor	1998-99
6.	171	Jeffrey Forbes	2010-13
7.	164	Justin Paola	1990-92
8.	150	Bogdan Bliznyuk	2015-18
9.	145	<b>Cody Benzel</b>	<b>2016-18</b>
10.	138	Kevin Winford	2010-13
11.	133	Collin Chiverton	2012-13
12.	119	<b>Ty Gibson</b>	<b>2016-18</b>

### 3-Point Field Goals Attempted

1.	657	Felix Von Hofe	2014-17
2.	602	Tyler Harvey	2013-15
3.	515	Parker Kelly	2012-15
4.	499	Marc Axton	2002-05
5.	465	Jeffrey Forbes	2010-13
6.	451	Shannon Taylor	1998-99
7.	436	Justin Paola	1990-92
8.	409	Kevin Winford	2010-13
9.	284	Bogdan Bliznyuk	2015-18
10.	352	Collin Chiverton	2012-13
11.	346	<b>Cody Benzel</b>	<b>2016-18</b>
12.	311	Cliff Colimon	2011-12
	311	Alvin Snow	2001-04
NR	296	<b>Ty Gibson</b>	<b>2016-18</b>

### 3-Point Field Goal Percentage (Min. 1 Attempt Per Game)

1.	50.3	Marco Quinto	1999-02
2.	44.8	Aaron Olson	2000-01
3.	43.9	Rhett Humphrey	2006-07
4.	43.6	Greg Gaulding	1986-87
5.	43.2	Tyler Harvey	2013-15
6.	42.9	Marcus Hinton	2007-08
7.	42.4	Jake Beitinger	2005-06
8.	42.2	Glen Dean	2010-11
9.	42.1	Dennis Fitzgerald	1999-00
10.	41.9	<b>Cody Benzel</b>	<b>2016-18</b>
12.	40.8	Parker Kelly	2012-15
	40.8	Kevin Sattler	1987-88
13.	40.2	<b>Ty Gibson</b>	<b>2016-18</b>
14.	39.9	Felix Von Hofe	2014-17
15.	39.7	Shannon Taylor	1998-99
16.	39.2	Carren Wilson	1992-93

### Free Throws Made

1.	467	Bogdan Bliznyuk	2015-18
2.	386	Rodney Stuckey	2006-07
3.	363	Venky Jois	2013-16
4.	317	Randy Buss	1970-72
5.	316	Tyler Harvey	2013-15
6.	283	Ron Cox	1974-77
7.	281	Dave Hayden	1970-73
8.	263	Marc Axton	2002-05
9.	256	Dick Koford	1957-60
10.	245	George Abrams	1980-81

### Free Throws Attempted

1.	660	Venky Jois	2013-16
2.	556	Bogdan Bliznyuk	2015-18
3.	499	Dave Hayden	1970-73
4.	479	Rodney Stuckey	2006-07
5.	445	Randy Buss	1970-72
6.	421	Dick Eicher	1948-51
7.	409	Dick Koford	1957-60
8.	406	Ron Cox	1974-77
9.	373	Tyler Harvey	2013-15
10.	371	Brandon Moore	2007-10

### Free Throw Percentage (Min. 2 Attempts Per Game)

1.	84.7	Tyler Harvey	2013-15
2.	84.4	Dick Edwards	1953-55
3.	84.0	Bogdan Bliznyuk	2015-18
4.	83.6	Aaron Olson	2000-01
5.	82.4	Paul Hungenberg	1975-78
6.	82.2	Jamal Jones	2000-01
7.	80.6	Rodney Stuckey	2006-07
8.	79.6	Tony Chrisman	1982-85
	79.5	Marcus Hinton	2007-08
10.	79.4	Leroy Dean	1985-86
11.	79.1	Glen Dean	2010-11
	79.1	Danny Pariseau	2003-05



## Rebounds

1.	1273	Ron Cox	1974-77
2.	1139	Dave Hayden	1970-73
3.	1015	Venky Jois	2013-16
4.	858	Randy Buss	1970-72
5.	831	Bogdan Bliznyuk	2015-18
6.	690	Brandon Moore	2007-10
7.	620	Chris White	1998-01
8.	540	Laron Griffin	2010-12
9.	527	Kellen Williams	2006-08
10.	526	Dave Pounds	1967-70
11.	510	Dick Koford	1957-60
12.	495	Paul Butorac	2004-07
13.	488	Marc Axton	2002-04

## Rebounding Average

1.	12.0	Ron Cox	1974-77
2.	11.4	Dave Hayden	1970-73
3.	10.4	Randy Buss	1970-72
4.	9.8	Bill Bacon	1966-67
5.	9.8	Dick Koford	1957-60
6.	8.7	Dave Danielson	1959-62
7.	8.6	John Randa	1985-86
8.	8.3	Venky Jois	2013-present
9.	7.9	Gene Glenn	1977-78
10.	7.4	Cliff Ederaine	2011-12
11.	7.1	Melvin Lewis	1995-96
12.	7.0	Austin Layton	1992-93

## Blocked Shots

1.	240	Venky Jois	2013-16
2.	112	Martin Seiferth	2013-14
3.	99	Paul Butorac	2004-07
4.	94	Jacob Wiley	2017
5.	87	Brandon Moore	2007-10
6.	79	Chris White	1998-01
7.	75	Cliff Ederaine	2011-12
8.	70	Laron Griffin	2010-12
9.	59	Austin Layton	1992-93
10.	57	Tremayne Johnson	2011-12
11.	45	Bogdan Bliznyuk	2015-18
12.	54	John Wade	1981-82

## Assists

1.	763	Ed Waters	1974-77
2.	431	Ronn McMahon	1988-90
3.	277	Bogdan Bliznyuk	2015-18
4.	408	Deon Williams	1998-00
5.	356	Terry Reed	1977-80
6.	340	Brian Sullivan	1988-91
7.	338	Melvin Bradley	1982-85
8.	318	Alvin Snow	2001-04
9.	314	Darryl Harris	1971-72
10.	312	Drew Brandon	2014-15
11.	298	George Abrams	1980-81

## Steals

1.	225	Ronn McMahon	1988-90
2.	212	Alvin Snow	2001-04
3.	146	Brian Sullivan	1988-91
4.	137	Rodney Stuckey	2006-07
5.	97	Bogdan Bliznyuk	2015-18
6.	121	Venky Jois	2013-16
7.	120	Dave Henley	1980-82
8.	119	Jeffrey Forbes	2010-13
9.	117	David Peed	1988-90
10.	117	Melvin Bradley	1982-85
11.	111	George Abrams	1980-81



## Legans Has Most Wins for a Rookie Head Coach at Eastern in 75 Years

First-year head coach Shantay Legans is the 18th coach in Eastern history, and has made history of his own. His 20 wins are the most by a first-year Eastern coach in EWU's NCAA Division I era, besting Ray Giacoletti with 17 in the 2000-01 season. Joe Folda also won 17 games in 1982-83 as an interim head coach during Eastern's rise from NAIA to NCAA Division I. Thus, you have to go back to the 1942-43 season when Bob Brumblay won 27 games in his debut season to find a rookie Eastern coach with more than 18 victories, which is also the only time it's happened.

Among the victories was a 67-61 triumph at Stanford to break EWU's 21-game losing streak versus Pacific-12 Conference foes. Interestingly, he played for California for three seasons from 2000-03 and the Bears lost to the Cardinal in all five meetings.

Legans was an Eastern assistant for eight years before becoming EWU's 10th coach at the NCAA Division I level. Legans spent six years on the staff of Jim Hayford (now head coach at Seattle), and two previous seasons under former head coach Kirk Earlywine (now an assistant at Idaho). Legans was associate head coach under Hayford for the final three of those eight seasons.

He has been a part of Eastern teams from the 2013-14 through 2017-18 seasons which have win totals of 15, 26, 18, 22 and 20 games. The three 20-victory seasons are among the top four win totals in EWU's 35-year history in NCAA Division I. The combined 101 wins in five seasons, 86 victories in four seasons, 66 in three and 44 in two are also the most since EWU became a member of NCAA Division I in the 1983-84 season. The same can be said of EWU's stretch of league victories -- 10, 14, 10, 13, 13 -- in that five-year span.

A former player at Cal and Fresno State, Legans is married to former Eastern women's basketball player Tatjana Sparavalo. Their daughter, Zola Lee, was born June 16, 2016, and their son, Maksim (Mak) Lee, was born March 23, 2018.



# EAGLE MEN'S BASKETBALL 2018-19

## RECORD VERSUS OPPONENTS

Opponent	NCAA Division I						All-Time		Last Meeting
	W	L	Streak	Home	Away	Neutral	W	L	
Air Force	1	1	L1	1-0	0-1	0-0	1	1	12/12/86
Akron	0	1	L1	0-0	0-0	0-1	0	1	12/8/90
Alaska Anchorage	1	0	W1	0-0	1-0	0-0	3	3	11/24/07
Austin Peay	0	1	L1	0-0	0-0	0-1	0	1	12/28/02
Arizona	0	1	L1	0-0	0-1	0-0	0	1	12/28/04
Baylor	0	2	L2	0-0	0-2	0-2	0	2	11/20/99
Boise State	5	28	L5	2-13	3-15	0-0	6	31	11/24/10
Boston University	1	0	W1	0-0	0-0	1-0	1	0	11/22/13
Bradley	1	0	W1	0-0	0-0	1-0	1	0	11/24/00
Brigham Young	0	3	L3	0-0	0-3	0-0	0	3	12/19/09
Bryant	1	0	W1	1-0	0-0	0-0	1	0	11/21/16
Butler	1	0	W1	0-0	0-0	1-0	1	0	12/30/04
Cal Poly (San Luis Obispo)	4	4	L1	3-1	1-3	0-0	4	4	12/14/16
Cal State Fullerton	2	4	W1	2-2	0-2	0-0	2	4	11/30/12
Cal State Northridge	11	9	W1	6-3	4-5	1-1	11	9	12/17/17
California	0	3	L3	0-0	0-3	0-0	0	3	12/19/14
Carroll	1	0	W1	1-0	0-0	0-0	14	4	12/16/95
Cascade	4	0	W4	4-0	0-0	0-0	4	0	12/14/07
Central Washington	5	2	W3	5-2	0-0	0-0	75	93	12/30/97
Chicago State	1	2	L2	1-0	0-1	0-1	1	2	12/22/09
Colorado	0	3	L3	0-0	0-3	0-0	0	3	12/22/16
Colorado State	0	2	L2	0-0	0-2	0-0	0	5	12/6/97
Columbia	1	0	W1	0-0	0-0	1-0	1	0	12/5/97
Concordia (Oregon)	2	0	W2	2-0	0-0	0-0	4	1	12/3/02
Connecticut	0	1	L1	0-0	0-1	0-0	0	1	12/28/13
Cornell	0	1	L1	0-0	0-0	0-1	0	1	12/3/94
Davidson	0	1	L1	0-0	0-1	0-0	0	1	12/9/15
Delaware	0	1	L1	0-0	0-0	0-1	0	1	12/27/02
Delaware State	1	0	W1	0-0	0-0	1-0	1	0	12/20/91
Denver	3	3	W2	2-1	1-2	0-0	3	3	11/26/16
DePaul	0	1	L1	0-0	0-1	0-0	0	1	1/21/85
Drake	1	0	W1	0-0	1-0	0-0	1	0	12/7/90
Drexel	0	1	L1	0-0	0-0	0-1	0	1	12/17/88
Eastern Illinois	1	1	W1	1-0	0-1	0-0	1	1	11/26/84
Eastern Kentucky	1	0	W1	0-0	0-0	1-0	1	0	11/22/17
Eastern Michigan	0	1	L1	0-0	0-0	0-1	0	2	12/31/93
Eastern Oregon	3	0	W3	3-0	0-0	0-0	20	3	11/30/14
Evergreen State	4	0	W4	4-0	0-0	0-0	4	0	12/22/08
Florida A&M	0	1	L1	0-1	0-0	0-0	0	1	2/7/87
Fresno State	0	1	L1	0-0	0-1	0-0	0	1	11/29/85
George Fox	1	0	W1	1-0	0-0	0-0	1	0	11/15/15
Georgetown	0	1	L1	0-0	0-0	0-1	0	1	3/19/15
Georgia State	0	1	L1	0-0	0-0	0-1	0	1	11/20/17
Gonzaga	5	34	L24	2-12	2-17	1-5	52	81	11/11/11
Grambling	1	0	W1	0-0	0-0	1-0	1	0	11/22/96
Hardin-Simmons	1	0	W1	0-0	1-0	0-0	1	0	2/14/84
Hawaii	1	1	W1	0-0	1-1	0-0	1	4	11/19/11
Hawaii Hilo	0	1	L1	0-1	0-0	0-0	0	1	1/7/87
Hofstra	0	1	L1	0-0	0-0	0-1	0	1	12/2/95
Idaho	17	35	L2	9-15	7-16	1-4	29	56	2/9/18
Idaho State	43	28	W3	27-8	15-19	1-1	46	29	2/24/18
Illinois	0	1	L1	0-0	0-1	0-0	0	1	11/14/08
Illinois-Chicago	0	1	L1	0-0	0-0	0-1	0	1	12/6/03
Indiana	1	1	W1	0-0	1-1	0-0	1	1	11/24/14
Iowa	0	1	L1	0-0	0-1	0-0	0	1	12/5/03
Jackson State	0	1	L1	0-0	0-0	0-1	0	1	12/23/09
Kansas	0	1	L1	0-0	0-1	0-0	0	1	12/5/07
Kansas State	0	3	L3	0-0	0-3	0-0	0	3	12/16/00
La Salle	0	1	L1	0-0	0-0	0-1	0	1	12/11/98
Lewis-Clark State	2	0	W2	2-0	0-0	0-0	47	5	12/22/14
Linfield	2	0	W2	2-0	0-0	0-0	2	0	11/11/16
LIU Brooklyn	1	0	W1	0-0	0-0	1-0	1	0	11/23/13
Louisiana-Monroe (NE La.)	0	2	L2	0-1	0-1	0-0	0	2	12/27/92
Long Beach State	0	1	L1	0-0	0-0	0-1	0	1	12/29/92
Marist	0	1	W1	0-0	0-0	1-0	1	0	12/7/91
Marquette	1	0	L1	0-0	0-0	0-1	0	1	11/23/05
Miami (Ohio)	1	1	L1	1-0	0-1	0-0	1	1	12/10/90
Michigan	0	1	L1	0-0	0-0	0-1	0	1	11/23/07
Michigan State	0	1	L1	0-0	0-1	0-0	0	1	11/25/00
Minnesota	0	2	L2	0-0	0-2	0-0	0	2	11/26/08
Mississippi State	0	1	L1	0-0	0-1	0-0	0	1	11/13/15
Missouri	0	1	L1	0-0	0-1	0-0	0	1	12/16/88
Missouri-Kansas City	1	1	L1	0-1	1-0	0-0	1	1	12/18/08
Montana	22	51	L1	12-21	10-27	0-3	43	68	3/10/18
Montana State	32	36	W1	22-12	10-24	0-0	40	45	2/17/18

Montana Tech	1	0	W1	1-0	0-0	0-0	4	1	12/11/87
Morehead State	1	0	W1	1-0	0-0	0-0	1	0	12/13/16
Murray State	0	1	L1	0-0	0-0	0-1	0	1	12/18/87
Navy	0	1	L1	0-0	0-0	0-1	0	1	12/30/92
Nebraska	0	4	L4	0-0	0-4	0-0	0	5	12/18/10
Nevada (Reno)	2	10	L5	1-4	1-5	0-1	2	11	3/21/16
New Hope	1	0	W1	1-0	0-0	0-0	1	0	12/4/10
New Mexico	0	4	L4	0-0	0-4	0-0	0	5	11/12/07
North Dakota	4	6	W2	3-2	1-4	0-0	5	7	1/25/18
North Texas	0	1	L1	0-0	0-0	0-1	0	1	12/4/93
Northern Arizona	33	36	W2	21-12	10-23	2-1	33	37	3/3/18
Northern Colorado	11	11	W1	8-3	3-8	0-0	12	11	1/27/18
Northern Kentucky	1	1	L1	1-0	0-1	0-0	1	1	12/18/16
Northwest	5	0	W5	5-0	0-0	0-0	5	0	11/18/10
Northwestern	0	1	L1	0-0	0-1	0-0	0	1	11/14/16
Northwestern State	0	1	L1	0-0	0-0	0-1	0	1	12/19/87
Oklahoma	0	1	L1	0-0	0-1	0-0	0	1	11/21/03
Oklahoma State	0	1	L1	0-0	0-0	0-1	0	1	3/19/04
Old Dominion	1	0	W1	0-0	0-0	1-0	1	0	12/23/88
Oregon	0	2	L2	0-0	0-2	0-0	0	2	11/17/11
Oregon State	0	2	L2	0-0	0-2	0-0	0	3	12/19/00
Pacific (OR)	1	0	W1	0-0	0-0	1-0	6	1	11/28/15
Pacific Lutheran	3	0	W3	3-0	0-0	0-0	37	41	12/16/11
Pacific University	2	0	W2	2-0	0-0	0-0	2	0	11/10/13
Pan American	0	1	L1	0-0	0-1	0-0	0	1	2/16/84
Pepperdine	1	0	W1	1-0	0-0	0-0	1	1	3/16/16
Pitt	0	1	L1	0-0	0-1	0-0	0	1	12/11/15
Portland	7	9	L1	4-3	3-5	0-1	7	10	11/14/09
Portland State	23	23	W1	15-8	7-14	1-1	24	26	3/8/18
U. of Providence (formerly Great Falls)	3	0	W3	3-0	0-0	0-0	3	0	12/20/17
Puget Sound	0	1	L1	0-1	0-0	0-0	33	36	12/9/93
Sacramento State	35	14	W8	21-3	12-11	2-0	35	14	2/1/18
Saint Joseph's	1	0	W1	0-0	0-0	1-0	1	0	11/15/01
Saint Louis	1	1	W1	1-0	0-0	0-1	1	1	12/25/88
Saint Martin's	2	0	W2	2-0	0-0	0-0	41	13	12/8/94
Saint Mary's	2	6	L4	2-0	0-6	0-0	2	6	12/8/13
Saint Peter's	0	1	L1	0-0	0-0	0-1	0	1	12/6/91
Sam Houston State	3	1	L1	2-0	1-1	0-0	3	1	12/16/14
Samford	1	0	W1	0-0	0-0	1-0	1	0	12/29/01
San Diego	2	4	L4	1-2	1-2	0-0	2	4	1/1/06
San Diego State	3	3	L1	1-0	1-3	1-0	3	3	12/20/03
San Francisco	3	2	L1	1-0	2-2	0-0	3	2	12/7/17
San Jose State	1	4	L2	1-1	0-3	0-0	1	4	12/12/10
Santa Clara	2	5	L3	0-2	2-3	0-0	2	5	11/23/12
Seattle	8	7	L1	6-2	2-5	0-0	15	10	12/3/17
Seattle Pacific	0	1	L1	0-1	0-0	0-0	19	17	1/28/87
Seton Hall	0	1	L1	0-0	0-1	0-0	0	1	12/22/13
Southern Methodist	0	1	L1	0-0	0-1	0-0	0	1	11/22/14
South Carolina State	1	1	L1	0-0	0-0	1-1	1	1	11/22/03
South Dakota	1	3	L2	1-0	0-2	0-1	1	3	12/10/17
Southern California	0	1	L1	0-0	0-0	0-1	0	1	11/25/05
Southern Illinois	0	1	L1	0-0	0-0	0-1	0	1	11/26/05
Southern Utah	11	5	W2	6-1	4-4	1-0	11	5	3/9/18
Southwestern Louisiana	0	1	L1	0-0	0-1	0-0	0	1	12/16/83
Stanford	1	0	W1	0-0	1-0	0-0	1	0	11/14/17
Stephen F. Austin	0	1	L1	0-0	0-0	0-1	0	1	12/4/92
Texas	0	1	L1	0-0	0-1	0-0	0	1	11/17/16
Texas A&M-Corpus Christi	0	2	L2	0-1	0-1	0-0	0	2	12/4/99
Texas Arlington	3	0	W3	2-0	1-0	0-0	3	0	11/29/09
Texas Southern	1	0	W1	1-0	0-0	0-0	1	0	11/14/14
Texas-San Antonio	0	1	L1	0-0	0-1	0-0	0	1	2/18/84
UC Davis	1	1	L1	1-0	0-1	0-0	1	1	12/17/12
UC Irvine	3	6	L3	2-1	1-5	0-0	3	6	12/15/13
UC Riverside	2	1	W2	1-0	1-0	0-1	2	1	11/15/07
UC Santa Barbara	3	3	L1	0-2	2-1	1-0	3	3	12/29/07
UCLA	0	1	L1	0-0	0-1	0-0	0	1	12/14/11
UNLV	0	2	L2	0-0	0-2	0-0	0	2	11/17/17
US International	4	2	W1	4-0	0-2	0-0	4	3	2/2/91
USC Upstate	1	0	W1	0-0	0-0	1-0	1	0	11/21/12
Utah	0	1	L1	0-0	0-1	0-0	0	1	11/24/17
Utah Valley	1	2	L1	1-0	0-1	0-1	1	2	3/13/18
Valparaiso	2	0	W2	0-0	0-0	2-0	3	0	12/12/98
Virginia Tech	0	1	L1	0-0	0-0	0-1	0	1	11/21/07
Walla Walla	4	0	W4	4-0	0-0	0-0	4	0	11/10/17
Warner Pacific	1	0	W1	1-0	0-0	0-0	2	0	11/25/83

# EAGLE MEN'S BASKETBALL 2018-19



Western Carolina	0	1	L1	0-0	0-1	0-0	0	1	12/14/15
Western Illinois	1	1	W1	1-0	0-1	0-0	1	1	1/6/86
Western Montana	2	0	W2	2-0	0-0	0-0	18	11	11/26/96
Western Washington	2	0	W2	2-0	0-0	0-0	99	60	2/19/86
Whitman	3	0	W3	3-0	0-0	0-0	29	7	11/17/09
Whitworth	6	1	W1	6-1	0-0	0-0	68	43	12/30/95
Wichita State	0	1	L1	0-0	0-1	0-0	0	1	11/20/04

Winthrop	1	0	W1	0-0	0-0	1-0	1	0	11/16/02
Wisconsin	0	1	L1	0-0	0-1	0-0	0	1	11/15/02
Wisconsin Green Bay	1	2	W1	1-0	0-2	0-0	1	2	11/23/85
Wyoming	0	3	L3	0-0	0-3	0-0	0	7	12/12/17
Xavier	0	1	L1	0-0	0-1	0-0	0	1	12/20/16
Youngstown State	0	1	L1	0-0	0-1	0-0	0	1	12/29/87



*The 1976-77 "Screamin' Eagles" Men's Basketball team was inducted into the Eastern Athletics Hall of Fame in 2016. Under head coach JERRY KRAUSE, Eastern outscored opponents by an average of nearly 18 points per game on its way to a 25-4 record. Eastern came one victory from a berth to the NAIA Tournament after finishing as the NAIA District 1 Tournament runner-up for the second-straight season. Front Row (left to right): Program Assistant Dave Stocker, Tom Rife, Wayne Robinson, Paul Hungenberg, Vic White, Terry Pepple, Robert Gatlin, Ed Waters, Terry Reed, Coach Larry Hinshaw. Back Row: Head Coach Jerry Krause, Mike Heath, Ray Palmer, Ron Cox, Martin Harpole, Jeff Miller, Rick Piper, Jim Savage, Eugene Glenn, Coach Ron Raver.*

## Eagles in the Big Sky Tournament

• Eastern has made 16 Big Sky Conference Tournament appearance in 31 years as a member of the league, and has a record of 15-14 in its 29 games. The Eagles are 1-0 in the first round, 5-5 in the quarterfinals, 7-4 in the semifinals and 2-5 in the championship. Before winning the 2015 title, Eastern hadn't appeared since the 2011-12 and 2010-11 seasons, which were EWU's first since 2006. The Eagles qualified for each tournament from 1998-2006.

• Eastern won Big Sky Conference Tournament championships and appeared in the NCAA Tournament in 2015 & 2004. The Eagles have also advanced to the National Invitation Tournament in 2003 and the College Basketball Invitational in 2016 and 2017. Eastern registered the school's first NCAA Division I postseason win with a 79-72 victory over Pepperdine in the first round of the CBI in 2016.

• Eastern's 2014-15 squad won the title and advanced to the NCAA Tournament with a trio of victories in Missoula, Montana. Included was a come-from-behind 69-65 over the host Grizzlies in the championship game.

• Before beating Montana for the 2015 title, Eastern had ended its season with losses to the Grizzlies in appearances in 2012, 2006 and 2005. But the year before, in 2004, EWU won the title with a 71-59 championship game victory over Northern Arizona to advance to the school's first-ever NCAA Tournament (EWU made its first-ever NIT appearance in 2003).

• Although its streak of Big Sky tournament berths came to an end in the 2006-07 season, at the time Eastern was just the fifth school in league history to make nine-straight appearances in the Big Sky Conference Tournament. Eastern started the streak back in 1998 after making just one trip to the tourney in their first 10 seasons as a member of the conference. Interestingly, Montana's 77-69 victory over the Lumberjacks on Feb. 28, 2005, extended Eastern's streak and ended NAU's eight-season streak. Eastern's streak started in 1998 with an end-of-year victory at Montana. That "winner advance, loser eliminated" game ended Montana's 21-year streak.

• In 2011, Eastern's season came to an end with a 79-70 loss at Weber State in the quarterfinal round of the tournament. That came just three days after the Eagles stunned WSU on their home court 75-59 to end the regular season. Because of the upset, the Wildcats lost



their chance at a first-round bye and had to face the Eagles again. In the rematch, WSU outscored EWU 46-25 in the second half as the Wildcats overcame a 12-point EWU halftime lead and a 15-point deficit early in the second half. In 2013-14, the Eagles were 15-16 overall and missed the Big Sky Conference Tournament with a 10-10 league mark. Interestingly, Sacramento State was also 10-10, but secured the final bid because of a tiebreaker advantage over EWU, which dropped its final game of the season to Weber State 82-78.

### Here is a list of Eastern's all-time games in the Big Sky Tournament . . .

- 2018 – Championship (Reno, Nevada) #3 seed vs. #1 Montana - L, 65-82
- 2018 – Semifinal (Reno, Nevada) #3 seed vs. #10 Southern Utah - W, 82-70
- 2018 – Quarterfinal (Reno, Nevada) #3 seed vs. #6 Portland State - W, 78-72
- 2017 – Semifinal (Reno, Nevada) #2 seed vs. #3 Weber State - L, 72-80
- 2017 – Quarterfinal (Reno, Nevada) #2 seed vs. #7 Sacramento State - W, 89-70
- 2016 – Quarterfinal (Reno, Nevada) #6 seed vs. #3 Idaho - L, 73-77
- 2016 – First Round (Reno, Nevada) #6 seed vs. #11 Northern Arizona - W, 74-52
- 2015 – Championship (Missoula, Mont.) #2 seed vs. #1 Montana - W, 69-65
- 2015 – Semifinal (Missoula, Mont.) #2 seed vs. #3 Sacramento State - W, 91-83
- 2015 – Quarterfinal (Missoula, Mont.) #2 seed vs. #7 Idaho - W, 91-83
- 2012 – Semifinal (Missoula, Mont.) #4 seed vs. #1 Montana - L, 66-74
- 2012 – Quarterfinal (Cheney, Wash.) #4 seed vs. #5 Idaho State - W, 81-75
- 2011 – Quarterfinal (Ogden, Utah) - #6 seed vs. #3 Weber State - L, 70-79
- 2006 – Semifinal (Flagstaff, Ariz.) - #3 seed vs. #2 Montana - L, 71-73 (ot)
- 2006 – Quarterfinal (Cheney, Wash.) - #3 seed vs. #6 Portland State - W, 81-75
- 2005 – Quarterfinal (Missoula, Mont.) - #6 seed vs. #3 Montana - L, 48-58
- 2004 – Championship (Cheney, Wash.) - #1 seed vs. #2 Northern Ariz. - W, 71-59
- 2004 – Semifinals (Cheney, Wash.) - #1 seed vs. #5 Weber State - W, 72-53
- 2003 – Championship (Ogden, Utah) - #2 seed vs. #1 Weber State - L, 57-60
- 2003 – Semifinals (Ogden, Utah) - #2 seed vs. #4 Idaho State - W, 76-67
- 2002 – Championship (Bozeman, Mont.) - #2 seed vs. #5 Montana - L, 66-70
- 2002 – Semifinals (Bozeman, Mont.) - #2 seed vs. #3 Weber State - W, 62-57
- 2001 – Championship (Northridge, Calif.) - #2 seed vs. #1 CS Northridge - L, 58-73
- 2001 – Semifinals (Northridge, Calif.) - #2 seed vs. #5 Northern Arizona - W, 58-53
- 2000 – Semifinals (Missoula, Mont.) - #2 seed vs. #3 Northern Arizona - L, 65-82
- 1999 – Quarterfinals (Ogden, Utah) - #6 seed vs. #3 Portland State - L, 74-80
- 1998 – Quarterfinals (Flagstaff, Ariz.) - #3 seed vs. #6 CS Northridge - L, 98-104 (ot)
- 1990 – Championship (Boise, Idaho) - #2 seed vs. #1 Idaho - L, 62-65
- 1990 – Semifinals (Boise, Idaho) - #2 seed vs. #5 Weber State - W, 83-67



# EAGLE MEN'S BASKETBALL 2018-19

## RECORD VERSUS OPPONENTS (Pre-Division I)

Opponent	W	L
Alaska Fairbanks	16	4
Almira HS	1	0
BIOLA	1	0
Black Hills State	1	0
British Columbia	9	3
Brooks Coffee Shop (AAU)	1	0
Brownson Motors	2	0
UC San Diego	1	1
Cal Poly Pomona	1	0
Cal State Los Angeles	3	1
California Baptist	1	0
Centrallia CC	2	1
Chemawa Indian School	1	0
Cheney AC (AAU)	2	1
Cheney Firemen	1	0
Chico State	0	2
Claremont Mudd	1	0
Colfax AC (AAU)	0	1
College of Idaho	2	2
Colorado Mines	1	0
Concordia (MN)	1	0
Culver-Stockton	1	0
Dakota Wesleyan	1	0
Davenport HS	4	0
Desserts, The (AAU)	1	1
Doane	0	1
Eastern Montana	7	9
Ellensburg AC (AAU)	1	1
Ephrata Bombers (AAU)	1	0
EWU Alumni	1	0
Fairchild AFB	2	0
Farragut	4	0
Fort Lewis	0	1
Fort Wright Hospital	6	1
Fresno State	0	1
Garfield AC (AAU)	1	0
Garfield HS	1	1
Green American Club (AAU)	1	0
Harley Davidson (AAU)	1	0
Hastings	1	0
Hat Freeman (AAU)	3	0
House of David	1	0
Humboldt State	0	1
Inland Empire Oilers (AAU)	1	0
Jamestown	1	0
Jolly Roger Pirates	0	1
Lamont AC (AAU)	1	0
Leavenworth (AAU)	1	0
Levitoch Sparklers (AAU)	4	0
Lewis and Clark	3	1
Louisiana Tech	1	0
Loyola-Marymount	0	1
Lynden AC (AAU)	2	0
Macalester	0	1
Mankato State	2	1
Manlowe Freight (AAU)	2	0
Marshall	0	1
McCaw Hospital	3	0
McGavins	1	0
Medical Lake AC (AAU)	2	2
Medical Lake HS	1	0
Memphis State	0	1
Metropolitan State	2	0
Minneapolis Globe Trotters	0	1
Minnesota-Morris	0	1
Monitor AC (AAU)	1	0
Moorhead State	0	1
Moses Lake AFB	1	0
Mount Angel	1	0
National Pole (AAU)	1	0
North Idaho	4	0
North Pacific Dental School	2	0
Northern Michigan	1	0
Northwest Nazarene	5	3
Northwestern Business	1	0
Oregon Tech	11	5
Pasadena	0	2
Pasco Naval Flyers	1	1
Pendleton AFB	1	0
Phib Pacific	1	0
Point Loma	1	0
Potlatch AC (AAU)	3	1
Prosser Pedagoques	1	0
Quincy AC (AAU)	1	0
Reardon AC (AAU)	2	1
Redlands	0	1



The 1945-46 (top) and 1949-50 men's basketball teams have been inducted into the Eastern Athletics Hall of Fame (in 2003 and 2011, respectively). The '45-46 team was coached by RED REESE and led by IRV LEIFER, and both were inaugural members of the Hall. Eastern advanced to the quarterfinals of the NAIA Tournament and had a school-recod 31 wins (31-4). The '49-50 team finished 23-7 and was also coached by Reese, who called the team "my best basketball club" despite just missing a berth in the NAIA Tournament.

Ritzville HS	2	0	Spokane HS	2	1
Rocky Mountain	1	0	Spokane University	16	4
Roslyn AC (AAU)	1	0	Spokane YMCA (AAU)	16	1
St. Cloud State	1	1	Tacoma YMCA (AAU)	0	1
St. John AC (AAU)	1	0	Thomas & Price Sparks	1	1
St. John's (MN)	1	0	Utah	0	1
Sandpoint Alumni	1	0	Utah State	2	2
Scalers, The (AAU)	0	1	Victoria	1	0
Seattle All-Stars (AAU)	0	1	Washington Wood Preservers	1	0
Second Air Force	2	0	Wenatchee Chiefs (AAU)	3	0
Silver Loaf (AAU)	2	0	Western Fruit Express (AAU)	4	0
Simon Fraser	13	5	Western Oregon	15	1
Southeast Missouri State	0	1	Westmont	2	1
Southeastern State	1	1	White Salmon AC (AAU)	3	0
Southern Oregon	16	2	Whittier	2	0
Spokane AC (AAU)	6	5	Willamette	1	3
Spokane College	13	0	Wisconsin-River Falls	1	0
Spokane De Molay	1	0	Yakima American Legion (AAU)	2	0
Spokane Elks (AAU)	2	0	Yakima Motocrats (AAU)	1	0
			Yakima Veterans	0	1

2018/2017/2016 CBI TOURNAMENT • 2015/2004 NCAA TOURNAMENT • 2003 NIT • 2015/2004/2000 BIG SKY CHAMPIONS



## Eagles in National Postseason Tournaments

In the 2017-18 season, Eastern made its sixth appearance in a national postseason tournament in school history and fourth-in-a-row. Eastern advanced to the NCAA Tournament in 2004 and 2015, were in the NIT in 2003 and have played in the last three College Basketball Invitational (CBI) tournaments in 2016, 2017 and 2018. In the 2016 CBI, Eastern recorded its first win in a national postseason tournament as a member of Division I with a 79-72 home win over Pepperdine. The Eagles are now 1-5 in postseason national tournaments as a member of NCAA Division I, and 7-10 overall.

Eastern also played in the NAIA Championships (then known as NAIB) on five occasions, with a 6-5 record in appearances in 1942, 1943, 1945, 1946 and 1947. Before beating Pepperdine in 2016, Eastern's previous national tournament victory came on March 12, 1947, when Eastern – then known as the Eastern Washington College of Education Savages – beat Dakota Wesleyan 62-48. One year earlier, Eastern lost to Pepperdine before meeting the Waves again for the second time in school history nearly 70 years to the day later in the CIT.

*Here is a list of Eastern's all-time games in National Postseason Tournaments as a member of NCAA Division I (1-6) . . .*

3/13/18 – College Basketball Invitational - at Utah Valley (Orem, Utah) - L, 65-87  
3/15/17 – College Basketball Invitational - at Wyoming (Laramie, Wyo.) - L, 81-91

3/21/16 – College Basketball Invitational - at Nevada (Reno, Nev.) - L, 70-85  
3/16/16 – College Basketball Invitational - Pepperdine (Cheney, Wash.) - W, 79-72  
3/19/15 – NCAA Tournament - #22 rank/#4 seed Georgetown (Portland, Ore.) - L, 74-84  
3/19/04 – NCAA Tournament - #3 rank/#2 seed Oklahoma St. (Kansas City, Mo.) - L, 56-75  
3/20/03 – National Invitation Tournament - at Wyoming (Laramie, Wyo.) - L, 71-78

*Here is a list of Eastern's all-time games in the NAIA Tournament, which was then known as the National Association of Intercollegiate Basketball Tournament (6-5) . . .*

3/13/47 – NAIB Tournament - Marshall (Kansas City, Mo.) - L, 48-56  
3/12/47 – NAIB Tournament - Dakota Wesleyan (Kansas City, Mo.) - W, 62-48  
3/11/47 – NAIB Tournament - Culver-Stockton (Kansas City, Mo.) - W, 51-48  
3/14/46 – NAIB Tournament - Pepperdine (Kansas City, Mo.) - L, 42-46  
3/13/46 – NAIB Tournament - Southeastern Oklahoma (Kansas City, Mo.) - W, 45-37  
3/12/46 – NAIB Tournament - Louisiana Tech (Kansas City, Mo.) - W, 66-44  
3/13/45 – NAIB Tournament - Doane - (Kansas City, Mo.) - L, 51-54  
3/11/43 – NAIB Tournament - Southeast Missouri (Kansas City, Mo.) - L, 51-57 (ot)  
3/10/43 – NAIB Tournament - St. Cloud State (Kansas City, Mo.) - W, 54-51  
3/09/43 – NAIB Tournament - Valparaiso (Kansas City, Mo.) - W, 54-52  
3/10/42 – NAIB Tournament - Southeastern State (Kansas City, Mo.) - L, 33-43

### EWU's NCAA TOURNAMENT TEAMS

The 2003-04 and 2014-15 men's basketball teams both advanced to the NCAA Tournament.

After a 3-9 start in 2004, Eastern won the Big Sky regular season title and hosted the tournament at Reese Court. The Eagles, coached by RAY GIACOLETTI, rolled past Weber State and Northern Arizona before falling to Oklahoma State 75-56 in the Big Dance.

Eleven years later under JIM HAYFORD, Eastern was 26-9 and won the Big Sky Conference Tournament title by winning three games on back-to-back-to-back nights in Missoula Mont. In the title game, Eastern rallied from 11 points down with six minutes to play to stun host Montana 69-65. The Eagles, who earlier in the season snapped the nation's third-longest non-conference home court winning streak at 43 by beating Indiana, fell to Georgetown 84-79 in the NCAA Tourney.



Front Row (left to right): Brett Weisner, Eric Henkel, Josh Barnard, Alvin Snow, Brendon Merritt, Marc Axton, Danny Pariseau, Henry Bekkering. Back Row: Head Coach Ray Giacoletti, Administrative Assistant Denny Humphrey, Assistant Coach Brandon Rinta, Josh Love, Matt Nelson, Paul Butorac, Gregg Smith, Jeremy McCulloch, Khary Nicholas, Assistant Coach Mike Score, Assistant Coach Carl Howell, Administrative Assistant Andy Hill.



Front Row (left to right): Daniel Hill, Nate Galgalo, Parker Kelly, Tyler Harvey, Bear Henderson, Will Ferris, Garrett Moon, Sir Washington, Drew Brandon, Cody Benzel. Back Row: Student Manager Thomas Moore, Athletic Trainer Kristin Barnett, Graduate Assistant Manager Chase Grabau, Assistant Coach David Riley, Assistant Coach Alex Pribble, Bogdan Bliznyuk, Kyle Reid, Venky Jois, Head Coach Jim Hayford, Frederik Jorg, Ognjen Mijjkovic, Felix Von Hafe, Assistant Coach Shantay Legans, Director for Athletic Performance Amir Owens, Graduate Assistant Manager Adam Bennett, Graduate Student Manager Tyler Goldman, Student Manager R.J. Salib.



# EAGLE MEN'S BASKETBALL 2018-19

## All-Time Letterwinners

List with Jersey Number, Position, Hometown, Previous Schools

Key to School Abbreviations:

UW = University of Washington  
 WSU = Washington State University  
 CCS = Community Colleges of Spokane  
 NIC = North Idaho College  
 CCSF = City College of San Francisco  
 EUJC = Eastern Utah Junior College  
 LIP = Laurinburg Institute Prep  
 CSI = College of Southern Idaho  
 COS = College of the Sequoias  
 LASW = Los Angeles Southwest College  
 WWCC = Walla Walla Community College  
 SICC = Southeastern Iowa CC  
 WVCC = Wenatchee Valley CC  
 LCCC = Lower Columbia CC  
 DVCC = Diablo Valley CC  
 SOCC = Southwestern Oregon CC  
 GWJC = Golden West JC  
 MPS = Monterey Peninsula College  
 CAC = Central Arizona College  
 LATT = Los Angeles Trade Tech  
 SCC = Saddleback CC  
 NDSU = North Dakota State  
 AIS = Australian Institute of Sport  
 UM = University of Montana  
 LCSC = Lewis-Clark State College



WAYNE GILMAN

Name	Years Lettered	N	P	H	Hometown	High School/Previous College
Abrams, George	1980, 81	12	G	6-3	White Plains, N.Y.	Woodlands HS
Adams, Dana	1991, 92	24	G	6-5	Detroit, Mich.	Finney HS '88/Eastern Utah JC
Affholter, Andy	1982, 83	22	G	6-2	Toppenish, Wash.	Toppenish HS
Alaniva, John	1974, 75, 76	44	F	6-5	Colo. Springs, Colo.	Mitchell HS/Colorado State Univ.
Albrecht, Jeff	1989	20	G	6-0	Snohomish, Wash.	Juanita HS '88
Allbaugh, Jack	1928, 29					
Allen, Dave	1976	52	C	6-9	Scappoose, Ore.	Idaho State Univ.
Allen, Geoffrey	2011	21	G/F	6-5	Los Angeles, Calif.	Pacific Hills HS '10
Allen, Joe	1962, 63, 64	44	C	6-6	Spokane, Wash.	
Allen, Randy	1974	24	G	5-11	Oak Harbor, Wash.	
Anderson, Bertle	1935, 36, 37, 38					
Anderson, Chris	1971	14	G	5-11	Chula Vista, Calif.	Southwestern JC
Anderson, Dick	1957	42	C	6-5	Zillah, Wash.	
Anderson, George	1968, 69	10	G	6-0	Chula Vista, Calif.	Southwestern JC
Andrews, Damon	1990	44	F	6-5	Cerritos, Calif.	Cerritos HS '85/Cerritos JC
Arlington, Jerry	1969	34	F	6-4	Carey, Ohio	Columbia Basin CC
Artis, Chris	1993, 94	32	G/F	6-4	East Chicago, Ind.	Andrean HS '92
Ashley, Verne	1925					
Averill, Rich	1968	55	F	6-4	Walla Walla, Wash.	
Axton, Marc	2002, 03, 04, 05	24	F	6-7	Federal Way, Wash.	Foss HS '01
Bacon, Bill	1966, 67	43	P	6-6	Longview, Wash.	
Baines, Ron	1955, 56, 57	14	G	6-1	Omak, Wash.	
Banks, David	1986	30	F	6-6	Reseda, Calif.	Reseda HS '83/Sheridan JC
Bardwell, Chester	1930					
Barnard, Josh	2004	23	G	6-5	Tacoma, Wash.	Bethel HS '99/Tacoma CC/UW
Barnett, Steve	1970, 71	4	F	6-5	Westminster, Colo.	Northwestern JC
Barnett, Tony	1980	32	F	6-6	Westminster, Colo.	University of Wyoming
Barnette, Duane	1967, 70, 71	34	G	6-1	Middletown, Ohio	Green River CC
Bartroff, Jack	1930					
Bayless, Bill	1966	54	P	6-3	Mansfield, Wash.	
Beiber, Larry	1967, 68					
Beitinger, Jake	2005, 06	32	F	6-8	Port Orchard, Wash.	South Kitsap HS '04
Bekkering, Henry	2005, 06	11	F	6-7	Taber, Alberta	W.R. Myers HS '03
Bell, John	1983	24	F	6-6	Portland, Ore.	Roosevelt HS
Belsby, Arne	1968	13	G	6-2	Amber, Wash.	Cheney HS
Benner, Harry	1927, 28					
Benzel, Cody	2016, 17, 18	20	G	6-4	Spokane, Wash.	Ferris HS '14
Berger, Jon	1997, 98	24	F	6-8	Stockton, Calif.	Lincoln HS '93/Delta Col., Calif.
Berry, Gale	1988	22	G	6-6	Great Falls, Mont.	Great Falls HS '85/NIC
Biel, Bob	1957	20	G	6-0	Spokane, Wash.	
Bliznyuk, Brandon	2015, 16, 17, 18	32	G/F	6-6	Lutsk, Ukraine	Todd Beamer HS '14
Blood	1937					
Boersma, Bob	1955	24	F	6-3	Quincy, Wash.	
Boesel, Roger	1978, 79	22	G	6-2	Brewster, Wash.	Brewster HS
Boxley, Jim	1968, 69	22	G	6-0	Charleston, W. Va.	Santa Ana CC
Bozeman, Marion	1967					
Bradley, Melvin	1982, 83, 84, 85	12	G	6-1	Chicago, Ill.	Westinghouse Vocational HS

Brandon, Drew	2014, 15	22	G	6-4	Corona, Calif.	Santiago HS '10/Sierra Col. Ca.
Brewer, Holt	1948					
Brite, Bill	1964, 65, 66, 67	55	P	6-5	Fairchild, Wash.	
Broderick, Bill	1969, 70	32	F	6-2	Missoula, Mont.	North Idaho JC
Brodie, Connie	1950	25	F	6-0	Renton, Wash.	
Brooks, Kevin	1972	50	C	6-8	Cheney, Wash.	
Brown, Chris	1974, 75	34	F	6-4	Colo. Springs, Colo.	Hood River Valley HS
Brown, Rocky	2011	2	F	6-6	Fresno, Calif.	Central HS '10
Brown, Roosevelt	1985, 86	10	G	6-4	Phoenix, Ariz.	N. Phoenix HS '81/Scottsdale JC
Brown, Wayne	1924					
Browne, Keith	2002, 03	4	F	6-5	Kent, Wash.	Kent-Meridian HS '99/Tacoma CC
Brunell, Matthew	2008, 09, 10	32	F	6-8	Cheney, Wash.	Cheney HS '06/Big Bend CC
Bryan, Jay	1983, 84	32	F	6-6	Buffalo Lane, Minn.	Buffalo Lake HS
Bullock, Joe	1969, 70	12	G	5-11	White Plains, N.Y.	Northeastern Colo. JC
Burke, Gene	1948, 49, 50	12	C	6-4	Longview, Wash.	
Burkhart, Bob	1954, 55, 56, 57	24	F	6-2	Spokane, Wash.	
Burnham, Elmer	1946					
Burns, Jack	1970	52	F	6-8	Longview, Wash.	University of Wash.
Burpee, Lloyd	1924, 25					
Burton, Lincoln	1981, 82, 83, 84	54	F	6-7	Othello, Wash.	Othello HS
Busch, Chris	2009	1	F	6-6	Oakland, Calif.	San Leandro HS '05/Merritt Col., Calif./Santa Rosa JC, Calif.
Buss, Randy	1970, 71, 72	42	F	6-5	Shannon, Ill.	
Butorac, Paul	2004, 05, 06, 07	43	C/F	6-10	Medical Lake, Wash.	Medical Lake HS '02
Byers, Arthur	1924, 25, 26					
Campbell, Carlos	1994	23	G/F	6-4	Colon, Panama City	Sweet Water HS '90/Southwestern JC
Campbell, Kevin	1976	40	F	6-5	Spokane, Wash.	Shadle Park HS
Carcamo, Alex	1999	30	F	6-7	Los Angeles, Calif.	Hamilton HS '95/Santa Monica JC
Carlson, Carl	1934					
Carter, Bryant	1996	5	G	6-2	Milwaukee, Wisc.	Dominican HS '93/Cloud County CC
Cartmell, Dan	1972	24	G	5-11	Richland, Wash.	
Charles, Dan	1972					
Chase, Dale	1968	15	F	6-3	North Platte, Neb.	
Childress, Aaron	1993	33	G	6-4	Spokane, Wash.	Shadle Park HS '90/CCS
Chiverton, Collin	2012, 13	24	F	6-6	San Jose, Calif.	Archbishop Mitty HS '08/CCSF
Chrisman, Tony	1982, 83, 84, 85	50	C	6-9	Wallowa, Ore.	Wallowa HS
Christensen, Jeff	2009	12	F	6-5	Portland, Ore.	Wilson HS '04/Lewis & Clark
Clark, James	1946					
Clark, Quentin	1946, 49					
Claus, Zac	1997, 98	21	G	6-2	Lincoln, Neb.	Southeast HS '93/Nebraska
Cleghorn, Jack	1967, 68	35	G	5-10	Bellflower, Calif.	
Clifford, Joe	1934, 35, 36					
Clift, Donald	1927, 28, 29					
Coffman, Dave	1981, 82	30	G	6-2	Broomfield, Colo.	Regis Jesuit HS
Colbert, Brian	1979	32	G	6-0	Zion, Ill.	Zion-Benton HS
Colimon, Cliff	2011, 12	11	G	6-0	Brooklyn, N.Y.	Elizabeth HS, N.J. '07/EUJC
Cooper, Darren	2002	22	G	6-3	Portland, Ore.	Benson HS '01
Coulter, Vern	1956	24	G	5-11	Kalama, Wash.	
Cox, Ron	1974, 75, 76, 77	30	F	6-6	Coulee City, Wash.	Coulee City HS
Coyle	1929					
Cramer, Roger	1967					
Cranston, Mike	1980, 81	42	C	6-8	Longview, Wash.	R.A. Long HS
Crawford, Vern	1956, 57, 58	22	G	5-8	Corvallis, Ore.	
Cresswell, Doug	1959, 60					
Crider, Carl	1994, 95	12	PG	6-1	Oakesdale, Wash.	Tekoa-Oakesdale HS '93
Crisp, Clair	1922					
Curtis, Jeff	1988	12	G	6-1	Deming, Wash.	Mount Baker HS '87
Danekas, Ray	1933, 34, 35, 36					
Danielson, Dave	1959, 60, 61, 62		C	6-6	Rosalia, Wash.	
Darnall, Ray	1934					
Davis, Eric	1971, 72	32	F	6-3	Spokane, Wash.	
Davis, Hank	1934					
Davis, Harold	1931, 32, 33					
Davis, James	1925, 26, 27					
Davison, Jacob	2018	10	G	6-4	Montebello, Calif.	Cantwell-Sacred Heart HS '16
Day, Kenneth	1932					
Dean, Adam	1995, 96	44	F	6-8	Kent, Wash.	Kentwood HS '92/Green River CC
Dean, Glen	2010, 11	1	G	5-10	Seattle, Wash.	Roosevelt HS '08/LIP
Dean, Leroy	1985, 86	24	G	6-2	Phoenix, Ariz.	East HS '82/Mesa JC
DeBoer, Roland	1959, 60					
DeJuan, Darcy	1939					
DeLaittre, Shawn	1991, 92	32	G	6-5	Simi Valley, Calif.	Simi Valley HS '88/L.A. Val. JC
DeLeon, Adris	2008, 2009	10	G	5-11	Bronx, N.Y.	Brandeis HS '04/CSI
Demissie, Abebe	2010	24	F	6-5	Seattle, Wash.	Rainier Beach HS '08
Demith, Tom	1981	40	F	6-5	Chicago Heights, Ill.	Bloom HS
Dennis, Kalu	1991, 92	12	PG	5-11	Seattle, Wash.	Chief Sealth HS '90
Dennis, Mike	1945		F	5-8	Omak, Wash.	

# EAGLE MEN'S BASKETBALL 2018-19



Dickson, Robin	1932, 33, 34				
Dieffenbach, Dan	1989, 90	22 G	6-2	Edmonds, Wash.	Meadowdale HS '86/Edmonds CC
Dietrich, Dan	1957	24 G	6-2	Battle Ground, Wash.	
Dix, Mal	1948, 49, 50	14 G	5-9	Spokane, Wash.	Lewis & Clark HS
Dodge, John	1952, 53	20 G	5-10	Chehal, Wash.	
Doe, Duwayne (Dewey)	1948				
Dormaier	1937				
Dorsey, Ivan	2013	20 G	6-0	San Francisco, Calif.	Arch. Riordan HS '10/CCSF
Drayton, Ron	1966	11 G	5-10	Seattle, Wash.	
Dreschel, Elmer	1939, 42				
Dunn, Eddie	1948				
Dunn, Mark	2009, 10	42 F	6-8	Trafalgar, Ind.	Indian Crk. HS '06/Danville Area CC
Duvall, Garland	1927, 28				
Dyer, Randy	1976	42 F	6-4	Eaton, Colo.	Northeastern JC, Colo.

Ederaine, Cliff	2011, 12	42 F	6-7	Moreno Valley, Calif.	Canyon Springs HS '08/COS
Edwards, Dick	1953, 54, 55	27 F	6-1	Spokane, Wash.	
Egan, Luke	1994, 95, 96, 97	22 F	6-7	Melbourne, Australia	Parade Col. HS '92/La Trobe U.
Eicher, Dick	1948, 49, 50, 51	33 F	6-5	Palouse, Wash.	
Eickerman, Ken	1975				
Eilmes, Ken	1961				
Eller, Bob	1953, 54, 55, 56	22 G	6-0	Twisp, Wash.	
Elliott, Homer	1931, 32				
Ellis, Bill	1952, 53, 54	32 P	6-5	Malden, Mass.	
Enos, Earl	1953, 54	21 G	6-1	Portland, Ore.	
Erickson, Harry	1940, 41	3 G	5-8	Longview, Wash.	
Erickson, Walter	1925, 26				
Ervin, Ivan	1936, 37, 38, 39				
Eustace, Ivan (Slim)	1935, 36, 37, 38				
Evers, Stan	1946				
Evertsbusch, Fred	1941				

Farrell, Mike	1972	20 G	5-11	Healdsburg, Calif.	
Ferris, Will	2016	15 G	6-1	Bellevue, Wash.	Newport HS '14
Fiker, Art	1946		C	6-3	Poulsbo, Wash.
Fishback, John	1928				
Fitzgerald, Dennis	1999, 00	32 F	6-8	Castro Valley, Calif.	Castro Valley HS '96/Chabot JC
Folger, Lonny	1967	13 G	5-10	Bremerton, Wash.	
Forbes, Jeffrey	2010, 11, 12, 13	22 G	5-10	Federal Way, Wash.	Federal Way HS '09
Forney, Randy	1972	22 F	6-4	Wenatchee, Wash.	
Fowler, Bill	1929				
Frazier, Fletcher	1954	36 P	6-5	Vancouver, Wash.	
Frick, Bob	1963		F	6-1	Richland, Wash.
Fullerton, Roy	1966	50 P	6-6	Mountlake Terrace, Wash.	

Gablehouse, George	1943, 46, 47, 48				
Gale, Al	1969, 70	44 F	6-4	Denver, Colo.	Northeastern JC
Gamble, George	1970, 71	20 G	6-3	Oak Harbor, Wash.	Spokane Community College
Garcille, Trevor	1997	10 C/F	6-10	Lake Charles, La.	DeSoto County '93/Blinn Col.
Garrison, John	1988, 89, 90, 91	30 F	6-8	Mill Creek, Wash.	Cascade HS '86
Garves, Don	1980, 81, 82	32 F	6-6	Spokane, Wash.	Shadle Park HS
Gatlin, Robert	1977				
Gaulding, Greg	1986, 87	14 G	5-9	Dayton, Ohio	Patterson Co-op HS '82/NIC
Genao, Andy	2009	22 G/F	6-3	Bronx, N.Y.	Columbus HS '03/Prairie View A&M
Gibb, Grant	2017, 18	12 G	6-5	Longview, Wash.	Mark Morris HS '15
Gibbs, Alden	2010	10 G	6-3	Brooklyn, N.Y.	Canarsie HS '07/COS
Gibson, Gary	2008, 09, 10	14 G	6-1	Windsor, Ontario	Washington HS '05/Miami Dade C.
Gibson, Ty	2016, 17, 18	2 G	6-3	Issaquah, Wash.	Issaquah HS '15
Giffen, Dan	1963				
Giffen, Larry	1966	31 P	6-6	Yakima, Wash.	
Giles, Fred	1935, 36, 37				
Gilman, Ed	1934				
Gilman, Wayne	1966, 67, 68, 69	32 G	6-0	Springdale, Wash.	Mary Walker
Glanton, Anthony	1988	32 F	6-6	San Francisco, Calif.	Washington HS '86
Glasgow, Gary	1965	33 G	5-11	Medical Lake, Wash.	
Glendenning, Pat	1946				
Glenn, Gene	1977, 78	40 F	6-5	Tacoma, Wash.	
Goldwire, Alphonso	1986	12 G	6-1	Seattle, Wash.	Chief Sealth HS '85
Gordon, Emerson	1976	14 G	6-0	Denver, Colo.	
Gordon, John	1966	35 G	6-2	Winthrop, Wash.	
Gorton, Milo	1938, 39				
Graffis, Kevin	1975	40 F	6-6	Oakesdale, Wash.	Oakesdale HS
Grahman, Bill	1951, 52, 53, 56	26 C	6-6	Newport, Ore.	
Gricianas, Benas	2018	15 C	7-0	Silute, Lithuania	Findlay Prep '13/UNC Charlotte
Griffen, Dexter	1986, 87	22 G	6-6	Longview, Wash.	R.A. Long HS '84/Spokane CC
Griffin, Laron	2010, 11, 12	15 F	6-8	Los Angeles, Calif.	Manual Arts HS '07/LASW
Gross, Trey	2008	21 G	6-2	Stockton, Calif.	Edison HS '07
Groves, Kevin	1995, 96	33 F	6-5	Suisan, Calif.	De La Salle HS '93/Mt. Hood CC
Gruber, Joe	1945, 48		F	5-11	Spokane, Wash.
Gunn, Larry	1963				



**JOHN LOTH SPEICH (above) and CLINT HULL (right).**



Hackney, Hadley	1925, 26, 29					
Hall, Jerome	1987	24 G	6-3	Cerritos, Calif.	Cerritos HS '84/Cerritos JC	
Hall, Vernon	1991	21 G	6-7	Oakland, Calif.	Alameda HS '90	
Hallett, Bill	1948, 49, 50, 51	20 G	5-10	Cofax, Wash.		
Hames, Ted	1926, 27, 28					
Hancock, Bernie	1953, 57	28	6-3	Pasco, Wash.		
Hancuff, Bob	1957	10 G	5-11	Toppenish, Wash.		
Hannan, Dick	1961, 62	G	6-0	Spokane, Wash.	North Central HS	
Hansen, Bob	1963					
Hansen, Dave	1964, 65	12 G	6-1	Spokane, Wash.		
Hansen, Ryan	1999, 00	14 G	6-2	Leavenworth, Wash.	Cascade HS '96/WWCC	
Hardy, Emir	1978, 79	44 C	6-6	Chicago, Ill.	Bloom Township HS	
Harper, Keith	1974	10 G	5-10	Port Townsend, Wash.		
Harpole, Marty	1977, 78, 79	54 F	6-10	Moses Lake, Wash.	Moses Lake HS	
Harrell, Julian	2016	0	G/F	6-5	Los Angeles, Calif.	Loyola HS '12/Penn/CCSF
Harris, Daryl	1971, 72	14 G	6-2	Hackensack, N.J.		
Harris, Randy	1974, 75	32 G/F	6-1	Walla Walla, Wash.	Walla Walla CC, Wash.	
Hartman, Bob	1943					
Hartman, Walt	1958, 59, 61, 62	G	5-9	Coulee City, Wash.		
Harvey, Tyler	2013, 14, 15	1 G	6-4	Torrance, Calif.	Bishop Montgomery HS '11	
Hayden, Dave	1970, 71, 72, 73	30 C	6-9	Denver, Colo.		
Hayden, Mo	1985	30 W	6-6	University City, Mo.	University City/Weatherford	
Hayes, Ed	1955	28 C	6-6	St. John, Wash.		
Heath, Mike	1977					
Helton, Ron	1934, 35					
Henderson, Bear	2016	11 F	6-6	Missions Hills, Calif.	Village Christian HS '14	
Hendricks, Gary	1948, 49					
Hendrickson, Paul	1964	14 G	5-10	Anatone, Wash.		
Henkel, Eric	2004, 05	3 G	6-4	Missoula, Mont.	Sentinel HS '03	
Henley, Dave	1979, 80, 81, 82	20 G	6-2	Spokane, Wash.	Shadle Park HS	
Hering, George	1942, 47, 48					
Henry, Jaylen	2011, 12	34 F	6-7	Las Vegas, Nev.	Cheyenne HS '10	
Hester, Chris	2002, 03	5 F/G	6-3	Fort Madison, Iowa	Fort Madison HS '98/SICC	
Heutink, Rocky	1973, 74	14 G	6-0	Everson, Wash.	Nooksack Valley	
Hickert, Jordan	2012, 13	25 F	6-9	Bunbury, Australia	Bunbury HS '07/Neosho County CC	
Hill, Daniel	2013, 14, 15	2 G	5-9	Sydney, Australia	Newington College HS '11	
Hill, Ed	1953, 54, 55	32 C	6-7	Mill City, Mont.		
Hinton, Marcus	2007, 08	1 G	6-3	Tacoma, Wash.	Wilson HS '04/Centralia CC	
Hipskind, Dave	1939, 40, 41, 42	7 C	6-6	Wenatchee, Wash.		
Hite, Bernie	1973, 74, 75	42 F	6-4	Kailua, Hawaii	Kamehameha HS	
Hoban, Wilfred	1929, 30					
Hoef, Kermit	1945		C	6-4	Vancouver, Wash.	
Hollines, Harry	1990					
Holloway, Homer	1930					
Holloway, Tom	1933, 34					
Hook, Steve	1972, 73	42 F	6-4	Vancouver, Wash.	Clark CC	
Hopley, Mike	1972	40 G	6-2	Burlington, Wash.		
Howe, Fred	1921, 22					
Hudgens, Ken	1986, 87	20 G	6-3	Elgin, Ill.	Elgin HS '83/Sheridan JC, Wyo.	
Huffman	1929					
Hull, Clint	2001, 02	3 g	6-2	Pateros, Wash.	Pateros HS '00	
Hunt, Jesse	2016, 17, 18	34 F	6-7	Geraldton, Australia	Sir Francis Drake HS '15	
Hunter, Kareem	2000, 01	24 F	6-6	Seattle, Wash.	Rainier Beach HS '97/Modesto JC	
Huizinga, Tim	1987	34 F	6-8	Bellevue, Wash.	Sammamish HS '85	
Humbert, Jason	1998, 99, 01, 02	52 C	6-9	Salem, Ore.	N. Salem HS '96/Chemeketa JC	
Humphrey, Rhett	2006, 07	20 G	5-11	Cheney, Wash.	Cheney HS '03/WWCC	
Hungenberg, Paul	1976, 77, 78	32 G	6-3	Greeley, Colo.	University HS	
Jarms, Dan	1987, 88	50 C/F	6-8	Cheney, Wash.	Cheney HS '86	
Jarvis, Vince	1963, 64, 65	54 F	6-5	Fruitvale, B.C.		




# EAGLE MEN'S BASKETBALL 2018-19

Jayne, Clarence	1923				
Johnson	1930				
Johnson, Chris	1999, 01	54 C	6-10	Colo. Springs, Colo.	Thomas Doherty HS '98
Johnson, Miguel	1991, 92	44 G	6-4	Richmond, Calif.	Richmond HS '88/Contra Costa CC
Johnson, Tremayne	2011, 12	20 F	6-7	Los Angeles, Calif.	Artesia HS '07/LASW
Jois, Venky	2013, 14, 15, 16	55 F	6-8	Boronia, Australia	Box Hill HS '11
Jones, Leonard	1943				
Jones, Jamal	2000, 01	23 G	6-0	Richmond, Calif.	El Cerrito HS '97/Santa Rosa JC
Jones, Robert	1935, 36, 37, 38				
Jörg, Frederik	2013, 15	21 C	7-1	Korschenbroich, Germ.	Gymnasium Eversten HS '12


Kalinowski, Dave	1973	10 G	6-0	Pasco, Wash.	Columbia Basin College
Karstetter, Jerry	1981	52 F	6-7	Spokane, Wash.	Central Valley HS
Kautz, Dave	1972, 73	12 G	5-8	Merino, Colo.	
Keeler, Al	1957, 58, 59, 60	12 G	5-9	Entiat, Wash.	
Kelly, Gene	1948, 49, 50, 51	29 G	5-8	Chelan, Wash.	
Kelly, Lamont	1985	14 G	6-1	Oakland, Calif.	St. Elizabeth HS
Kelly, Parker	2012, 13, 14, 15	10 G	6-4	Spokane, Wash.	Gonzaga Prep HS '11
Kenney, Jim	1966	53 G	6-3	Otis Orchard, Wash.	
Kerns, Lawrence	1935, 36, 37				
King, Mike	1988, 89	34 C	6-7	Turlock, Calif.	Hughson HS '82/Modesto JC
King, Travis	1996, 97	20 G	5-11	Ephrata, Wash.	Ephrata HS '93/WWCC
Kirstein, Ken	1966, 67	44 G	5-11	Odessa, Wash.	
Koford, Dick	1957, 58, 59, 60	52 F	6-4	Corvallis, Ore.	
Kramer, John	1956, 57	34 C	6-4	Coeur d'Alene, Ida.	
Krayem, Omar	2007	2 G	6-0	Modesto, Calif.	Modesto HS '04/LCCC
Langdon, Joe	1922				
Lanier, Stan	1979	40 F	6-5	Federal Way, Wash.	Federal Way HS
Lawrence, Ernest	1976	34 G	6-4	Cleveland, Miss.	Howard County CC, Texas
Layton, Austin	1992, 93	00 F/C	6-6	San Francisco, Calif.	O'Connell HS '89/CCSF
Leach, Noble	1921				
LeBlanc, Troy	1992, 93	44 F	6-6	San Francisco, Calif.	Riordan HS '88/Skyline CC
Lee, Don	1939				
Lees, Whitney	1931, 32, 33				
Lefevre, Quim	1922, 23, 24				
Leifer, Bob	1943				
Leifer, Irv	1942, 43, 46, 47				
Levy, Will	1999, 00	3 F	6-8	Oakland, Calif.	McClymonds HS '96/DVCC
Lewis, Jason	2001, 02	14 G	6-3	Eugene, Ore.	Churchill HS '98/SOCC
Lewis, Joshua	1994, 95	44 G/F	6-6	Temecula Val., Calif.	Temecula Val. HS '91/GWJC
Lewis, Kevin	1997, 98	34 C/F	6-10	Midwest City, Okla.	Cari Albert HS '92/Kansas St.
Lewis, Melvin	1995, 96	4 C/F	6-8	Chicago, Ill.	Martin Luther King HS '91/COS
Lewis, Michael	1997, 98	30 G/F	6-6	Berkeley, Calif.	Berkeley HS '93/MPC
Lincoln, Eddie	2001, 02	4 G/F	6-4	Seattle, Wash.	O'Dea HS '00
Lindow, Jim	1966	41 G	6-3	Spokane, Wash.	
Loe, James	2005	25 G	5-10	Hillsboro, Ore.	Hillsboro HS '04
Lofton, Dave	1969	20 G	6-0	Argo, Ill.	Northeastern Oklahoma JC
Logue, Bob	1950	25 G	6-0	Renton, Wash.	
Loofburrow, Jack	2008	24 F	6-6	Yakima, Wash.	Eisenhower HS '06
Lothspeich, Bill	1943				
Lothspeich, John	1942, 43, 47, 48				
Luft, Dick	1947, 48, 49, 50	17 G	6-2	Colfax, Wash.	
Lundeby, Doug	1968	51 C	6-7	Walla Walla, Wash.	
Lynch, Bob	1967				

Maggard, Ray	1970, 71	40 G/F	6-3	Lexington, Kentucky	Henry Clay HS/Southeastern JC
Magnus, Wilbur	1939				
Maloney, Mike	1969	14 G	6-3	Spokane, Wash.	Shadle Park HS
Manigo, Dorian	1993	23 G	6-1	San Francisco, Calif.	Riordan HS '90/Santa Monica JC
Manske, Rich	1964	24 G	6-2	Selah, Wash.	
Marcum, Orville	1949				
Masterman, Bob	1950, 51	32 C	6-5	Yakima, Wash.	
Matheson, Kent	1957, 58, 59	50 F	6-4	Corvallis, Ore.	
Maye, Dean	1983	20 G	5-11	San Francisco, Calif.	Balboa HS '78
McAlister, Jeff	1974, 75, 76	22 G	6-1	Spokane, Wash.	
McBane, John	1937				
McBroom, Austin	2016	5 G	6-0	Los Angeles, Calif.	Campbell HS '11/ Central Michigan/Saint Louis

McClure, Rodrick	1997	15 G	5-10	Las Vegas, Nev.	Cimmaron Mem. HS '94/CAC
McCulloch, Jeremy	2002, 03, 04, 05	15 F/C	6-11	Ladysmith, B.C.	Ladysmith HS '00
McCurdy, Paul	1926				
McDougall, Don	1956, 57	34 G	6-2	Highline, Wash.	
McFarland, John	1959	C	6-4	Dayton, Wash.	
McGee, Tony	1998, 99	10 G	6-2	Moreno Valley, Calif.	Valley View HS '96/Naval Acad. Prep
McGillivray, Willard	1953, 54, 55, 56	30 F	6-4	Granite Falls, Wash.	
McGuire, Mike	1964, 65	42 F	6-3	Weippe, Idaho	
McIntyre, Bob	1954	30 P	6-4	Spokane, Wash.	
McKay, Jeremy	2017	40 F	6-7	Melbourne, Australia	Caulfield Grammar '13/Albany
McKie, Alex	2000	33 G/F	6-4	Rancho Cucamonga, Ca.	Alta Loma HS '97/Chaffey JC
McKie, Scott	1984	20 G	6-3	West Linn, Ore.	West Linn HS '80



**GREGG SMITH (above) & ED WATERS (right)**



McLaren, Dick	1944, 47, 48				
McMahon, Ronn	1989, 90	10 G	5-9	Upland, Calif.	Upland HS '88/Utah Tech
McRae, Rashano	2011	12 F	6-7	Bronx, N.Y.	Western HS '07/Highland JC
Meeks, Larry	1972, 73	44 F	6-4	Hackensack, N.J.	Northeastern JC
Meinke	1957				
Mendham, Bob	1941, 42	8 G	6-1	Central Valley, Wash.	
Merritt, Brendon	2003, 04	2 G	6-4	Tacoma, Wash.	Bellarmino Prep HS '99/Tacoma CC
Miljkovic, Ognjen	2014, 15	0 F	6-7	Belgrade, Serbia	Bishop Montgomery HS '13
Miller, Jeff	1977				
Miller, Ron	1944				
Miller, Theo	1922, 23				
Minnich, Don	1950, 51, 52, 53	24 G	6-0	Sunnyside, Wash.	
Monasmith, Darwin	1963, 64	22 G	6-1	Kennewick, Wash.	
Moon, Garrett	2014, 15	33 F	6-5	San Francisco, Calif.	Wallenberg HS '10/CCSF
Moore, Brandon	2007, 08, 09, 10	45 C/F	6-9	Graham, Wash.	Bethel HS '05
Moore, Clive	1926, 27, 28				
Moore, Rich	1961	F	6-4	Priest River, Idaho	
Moore, Wade	1923, 24, 28				
Moss-Kelley, Stephen	1997	3 F	6-5	Oakland, Calif.	Brophy Prep HS '96, Ariz.
Mulligan, Rich	1972	52 F	6-3	Los Altos, Calif.	
Naslund, Sis	1939				
Nelson, Don	1957, 58, 59	44 G	5-11	Lamont, Wash.	
Nelson, Gene	1964, 65				
Nelson, Matt	2004, 05	22 F	6-8	Issaquah, Wash.	Skyline HS '03
Newman, Sean	1989, 90				
Nicholas, Khary	2004, 05	44 F	6-7	Tacoma, Wash.	Foss HS '00/Tacoma Wash CC
Nicolai, Bob	1939, 40, 41, 42	13 F	6-3	Garfield, Wash.	
Niles, Wally	1968, 69	24 F	6-3	Newark, Ill.	Joliet JC
Nixon, Will	1983	44 F	6-7	Chicago, Ill.	Westinghouse Vocational HS
Nugent, John	1959, 60, 61, 62	C	6-5	Spokane, Wash.	Rogers HS
Nuno, Rico	2016	22 F	6-8	Half Moon Bay, Calif.	Half Moon Bay HS '14/DVC
Odeil, Jim	1949				
Oja, Vernon	1930				
Oleson, Wayne	1940, 41, 42, 43	5 F	5-9	Hoquiam, Wash.	
Olson, Don	1950	28 G	5-11	Highline, Wash.	
Olson, Aaron	2000, 01	22 G	6-5	Brentwood Bay, B.C.	Stallys HS '96/Univ. of Victoria
Olson, Greg	1989, 90	30 F	6-4	Oak Harbor, Wash.	Oak Harbor HS '86/Skagit Val. CC
Otis, Rob	1985, 86	32 F	6-6	Gresham, Ore.	Barlow HS '81/Mt. Hood CC
Palmer, Ray	1977	54 C/F	6-5	Los Angeles, Calif.	West Los Angeles JC
Palmer, Roy	1988	20 G	6-1	San Francisco, Calif.	Washington HS '86
Paola, Justin	1990, 91, 92	22 G	6-6	Portland, Ore.	Lake Oswego HS '89
Pariseau, Danny	2003, 04, 05	12 G	5-11	Spokane, Wash.	Shadle Park HS '02
Paski, Urho	1930				
Paterson, Ted	1959, 60, 61, 62	G	6-3	Moses Lake, Wash.	
Patrick, Kemo	1991, 92	42 F	6-6	Los Angeles, Calif.	Crenshaw HS '87/Santa Monica JC
Patterson, Eric	1985, 86	42 F	6-5	Pleasanton, Calif.	Amador Valley HS '82/Chabot JC
Patterson, George	1935, 36				





## Alvin Snow Becomes Newest Legend Voted Into Hall of Fame

Groundbreaking former Eagle men's basketball player **ALVIN SNOW** became a member of the Eastern Athletics Hall of Fame in ceremonies which took place on Sept. 22, 2018, at EWU. He was Eastern's first basketball All-American at the NCAA Division I level – and the school's first Big Sky Conference MVP in the sport.

"Alvin was the first guy to buy into what we were doing here," said former EWU head coach **RAY GIACOLETTI** of the four seasons they spent together at EWU from 2000-2004. "He was a mainstay here, and was kind of the heart and soul of our team. His versatility and all the things he contributed is what separated him from other players and earned him the honors he received."

Bringing an incredible competitive fire and drive with him from Franklin High School in Seattle, Wash., Snow helped Eastern win 69 games with a NIT appearance in 2003 followed by the school's first Big Sky Conference Tournament title and NCAA Tournament berth in 2004. He had 1,396 points, 212 steals and 318 assists in 118 games as an Eagle and was one of just 17 players in league history (now 20) to win first team All-Big Sky honors three seasons. He was the league's MVP in 2004 when he earned honorable mention All-America honors, and was also the Big Sky 2002 Defensive Player of the Year.

"My time at Eastern was amazing," Snow said "On an individual, personal level, I had to learn to play the game a little differently than where I came from. So that prepared me for the professional level. And I'm grateful for that."

He played professionally for more than 10 years, and he works in Seattle is a player representative for Worldwide Sports Management. His mission is to carry out the tradition of his hometown and home state, while finding unique ways to help kids and adults alike to push for greatness and elevate themselves and each other. He currently represents several former Big Sky players, including former Eagle Jacob Wiley, who played for the Brooklyn Nets of the NBA and the Long Island Nets of the NBA G League in 2017-18.

Snow credits his mother, Sherri Charleston, for being his inspiration throughout his life on and off the basketball court. Plus, he calls his 4-year-old son, Christian Snow, his motivation to "work daily towards becoming the greatest version of myself that I can."



## Former Eastern Players and Coaches in the Eastern Athletics Hall of Fame

**Randy Buss** (Athlete/Basketball) . . . Inducted Oct. 10, 2015.

**Holt Brewer** (Athlete/Track-Basketball) . . . Inducted Oct. 1, 2011.

**Ron Cox** (Athlete/Basketball) . . . Inducted Feb. 21, 1998. He was presented for induction by Ron Raver (former Eastern assistant basketball coach).

**Dick Edwards** (Athlete/Basketball) . . . Inducted Oct. 1, 2005.

**Dick Eicher** (Athlete/Basketball) . . . Inducted Feb. 21, 1998. He was presented for induction by Pat Whitehill (Eastern teammate of Eicher).

**George Gablehouse** (Athlete/Basketball and Contributor) . . . Inducted Oct. 10, 2009.

**Wayne Gilman** (Contributor and Athlete/Basketball) . . . Inducted Sept. 27, 2003. He was presented posthumously for induction by Don Van Lierop (former assistant under Gilman), and his wife Susan accepted on his behalf.

**Gary Glasgow** (Athlete/Baseball-Basketball & Contributor) . . . Inducted Oct. 10, 2015.

**Jerry Krause** (Contributor and Coach) . . . Inducted Oct. 1, 2005.

**Irv Leifer** (Athlete/Basketball) . . . Inducted in inaugural class on Oct. 5, 1996. He was presented for induction by Jack "Rabbit" Roffler (Eastern teammate of Leifer), and his brother, Clyde Leifer, accepted on his behalf.

**Ronn McMahon** (Athlete/Basketball) . . . Inducted Sept. 30, 2017

**Jack Perrault** (Athlete/Basketball) . . . Inducted Oct. 4, 2014

**Ron Raver** (Contributor and Coach/Tennis-Basketball Assistant) . . . Inducted Sept. 22, 2001. He was presented for induction by H. George Frederickson (former EWU president).

**Red Reese** (Coach/Basketball-Football-Track) . . . Inducted posthumously in the inaugural class on Oct. 5, 1996. He was presented for induction by John Lothspeich (Eastern player under Reese), and his son, John Reese, accepted on his behalf.

**Jack "Rabbit" Roffler** (Athlete/Basketball & Contributor) . . . Inducted Oct. 1, 2011.

**Alvin Snow** (Athlete/Basketball) . . . To be inducted Sept. 22, 2018.

**Ed Waters** (Athlete/Basketball and Contributor) . . . Inducted Oct. 1, 2016.

**Pat Whitehill** (Athlete/Basketball-Track and Contributor) . . . Inducted Sept. 22, 2001. He was presented for induction by Ray Conrad (his Eastern roommate and teammate).

**1945-46 Men's Basketball** (Coach Red Reese) . . . The team finished 31-4, including a school record 27-game winning streak versus collegiate competition as Eastern won two games in the NAIA Tournament before falling to Pepperdine 46-42 in the quarterfinals. The team was presented for induction in 2003 by team member Jack "Rabbit" Roffler.

**1949-50 Men's Basketball** (Coach Red Reese) . . . When he retired, Red Reese called his 1949-50 team "*my best basketball club.*" Eastern won its first Evergreen Conference title in the second year of the league's existence, finishing with a 13-1 record and 23-7 overall mark. The team was inducted on Oct. 1, 2011.

**1976-77 Men's Basketball** (Coach Jerry Krause) . . . The "Screamin' Eagles" had a historic 25-4 season under Hall of Fame Coach Jerry Krause and Hall of Fame players Ron Cox and Ed Waters, winning the Evergreen Conference title and coming a win away from a berth in the NAIA Tournament. The team was inducted on Oct. 1, 2016.

Also, **John Lothspeich** was honored on Sept. 29, 2007, with the first-ever EWU Athletics Hall of Fame Service and Contribution Award. **Dick Hannan** will be honored in 2018.