



GAME

6



VS



Northern Illinois (0-5, 0-5 MAC) at Eastern Michigan (1-4, 1-4 MAC)
Saturday, Dec. 12, 2020 • 12 p.m. • Rynearson Stadium • Ypsilanti, Mich.

WEMU 89.1

Matt Shepard - pxp
 Rob Rubick - analyst
 Tom Helmer - host

ESPN 3

Dan Gutowsky - pxp
 Devin Gardner - analyst
 Ed Kaltz - producer

YPSILANTI, Mich. (EMUEagles.com) – The Eastern Michigan University football team will close its 2020 regular-season slate at home, as it welcomes Mid-American Conference West Division foe Northern Illinois University to Rynearson Stadium Saturday, Dec. 12. Kickoff is slated for 12 p.m. inside “The Factory.”

EMU (1-4; 1-4 MAC) looks to close out its season with consecutive wins after besting MAC West Division leader, Western Michigan, 53-42, in its last game, Dec. 5. Meanwhile, Northern Illinois (0-5; 0-5 MAC) is still in search of its first win of the season after falling most recently to Toledo, 41-24, Dec. 5.

The game will be broadcast on ESPN3 with Dan Gutowsky providing the play-by-play and Devin Gardner serving as the analyst. WEMU (89.1 FM) will also air the game with **Matt Shepard, Rob Rubick**, and **Tom Helmer** on the call.

LATEST CLOSE: EMU’s game against NIU, Dec. 12, will officially become its latest regular-season finale in the 129-year history of the program, and the first December home game in EMU history. Prior to 2020, EMU had twice closed its season on Nov. 30. Those games came in 1897 and 1901, respectively. EMU won its 1901 finale with a 10-5 decision over the Michigan School of the Deaf.

CLOSE ON A HIGH NOTE: An Eastern win over Northern Illinois would bump EMU’s record in regular-season finales to 7-13 over its last 20 seasons.

Although that number is far from eye-popping, a win would push **Chris Creighton** to 4-3 in such games. EMU’s most recent win in a season-ending game came in 2018, when it defeated Kent State, 28-20, on the road, Nov. 23, 2018.

STRAIGHT FROM THE BEAR: The EMU Office of Athletic Media Relations is no stranger to noting EMU’s close-game tendencies, but ESPN’s Chris Fallica, known as “The Bear” on the network’s flagship pregame show, College Gameday, took to Twitter to discuss it as well.

According to Fallica, 28 of EMU’s last 32 MAC games and 41 of its last 47 games overall had either been a win or a one possession loss.

THE RUNDOWN

All-Time Series Record	NIU leads, 33-15-2
Last Meeting	EMU 45, NIU 17 (2019)
Current Streak	EMU - 1
Live Stats	EMUEagles.com/livestats
Live Audio	WEMU.org Tunein
Live Video	EMUEagles.com/coverage

COACHING STAFF

Head Coach	Chris Creighton
Overall Record	168-97 (24)
Record at EMU	29-51 (7)
Asst. HC/Defensive Coordinator/LB	Neal Neathery
Special Teams Coordinator/DT	Jay Nunez
Run Game Coordinator/OL	James Patton
Pass Game Coordinator/Safeties	Fred Reed
Tight Ends	Brandon Blaney*
Cornerbacks	LaMarcus Hicks*
Defensive Line	Ben Needham*
Wide Receivers	Darren Paige
Quarterbacks	Mike Piatkowski*
Running Backs	Sam Sewell
Asst. AD/FB Operations	Dylan Saccone

*in the press box on gameday

EASTERN IN THE POSTSEASON

1987 Mid-American Conference Champion
1971 Pioneer Bowl • 1987 California Bowl Champion
2016 Bahamas Bowl • 2018 Camellia Bowl
2019 Quick Lane Bowl

GIVE US A FOLLOW!

Twitter	@EMUFB	@EMUathletics
Facebook	/EasternMichiganFootball	/emuathletics
Instagram	@EMUFB	@EMUathletics
Hashtag	#EMUFB	#EMUEagles
Eastern Insider Podcast	EMUEagles.com/podcasts	
Mobile App	EMUEagles.com/mobileapp	
Photo Store	EMUEaglesPhoto.com	
Website	EMUEagles.com	

THE 2020 SCHEDULE/RESULTS



Wed., Nov. 4
 at Kent State*
 L, 23-27
 ESPN+



Wed., Nov. 11
 at Ball State*
 L, 31-38
 CBS Sport Network



Wed., Nov. 18
TOLEDO*
 L, 28-45
 CBS Sports Network



Fri., Nov. 27
CENTRAL MICHIGAN*
 L, 23-31
 CBS Sports Network



Sat., Dec. 5
 at Western Michigan*
 W, 53-42
 ESPN+



Sat., Dec. 12
NORTHERN ILLINOIS*
 12 p.m.
 ESPN3



Dec. 18
 MAC Championship
 7:30 p.m.
 ESPN



The Game Week Schedule

All appointments must be made through the athletic media relations office at 734.487.0317.

6 Sunday	7 Monday	8 Tuesday	9 Wednesday	10 Thursday	11 Friday	12 Saturday
Off Day	Weekly Press Conference 11:30 a.m.	Practice Rynearson Stadium	Practice Rynearson Stadium	Practice Rynearson Stadium	Walk-through	Game Day 12 p.m. Rynearson Stadium
No Media Availability	Eastern Insider Podcast 5 p.m.			No Media Availability	No Media Availability	Postgame Zoom availability with the media

EMU Athletic Media Relations



Greg Steiner



Alex Jewell

Associate Athletic Director/Media Relations.....Greg Steiner
Office Phone..... 734.487.0317
Cellular Phone..... 734.845.1132
E-mail..... greg.steiner@emich.edu
Primary Sports Covered.....Football, M/W Golf, and ESPN

Assistant Director of Athletic Media RelationsMary Gasior
Office Phone..... 734.487.0318
Cellular Phone..... 231.350.0894
E-mail..... mgasior@emich.edu
Primary Sports Covered.....Men's Basketball, Volleyball, Rowing

Assistant Director of Athletic Media RelationsAlex Jewell
Office Phone..... 734.487.0318
Cellular Phone..... 989.708.9230
E-mail..... ajewell3@emich.edu
Primary Sports Covered.....Women's Basketball, Podcast/Creative, Football (secondary)

Athletic Media Relations Graduate Assistant.....John Bilello
Office Phone..... 734.487.0317
Cellular Phone..... 734.546.9906
E-mail..... jbilello@emich.edu
Primary Sports Covered.....Cross Country, Track & Field, Lacrosse

Athletic Media Relations Graduate Assistant.....Alexis Chevalier
Office Phone..... 734.487.0317
Cellular Phone..... 925.413.2180
E-mail..... acheval1@emich.edu
Primary Sports Covered.....Baseball, Soccer, Swimming & Diving

Athletic Media Relations Graduate Assistant.....Jessica Crusan
Office Phone..... 734.487.0317
Cellular Phone..... 248.982.4279
E-mail..... jcjessica@emich.edu
Primary Sports Covered.....Gymnastics, Tennis, Video

Athletic Media Relations Video/Creative Assistant ..Ricky Logan
Office Phone..... 734.487.0317
E-mail..... bloganij@emich.edu
Primary Sports Covered.....Video/Creative

Address: 799 N. Hewitt Rd., Convocation Center, Ypsilanti, MI 48197

On The Web

Information on the Eastern Michigan University football team is available at EMUEagles.com. To receive the EMU updates via email, please send a request to **Greg Steiner** (greg.steiner@emich.edu).

Information on the Mid-American Conference and all member institutions is also available through the league's web site at GetSomeMAAction.com.

Media Credentials

Requests for official working media credentials should be directed to the EMU Athletic Media Relations Office. All requests should be received no later than noon, four days prior to the game. Visit EMUEagles.com to request credentials online.

Due to the COVID-19 pandemic, 2020 football credentials will only be issued on a single-game basis and no passes will be mailed out prior to gameday.

On gameday, media should park in the Oestrike Stadium lot, pick up their credentials outside Gate 2 of Rynearson Stadium, go through a health screening check and enter Rynearson Stadium through Gate 2.

Masks will be required at both credential pickup and at any point inside Rynearson Stadium to comply with state of Michigan, Washtenaw County and University orders.

Scouting Passes

Professional scouts may obtain credentials through EMU's Athletic Media Relations Office. Scouts will be issued seating in the press box on a space-available basis.

Sideline Passes

Eastern Michigan follows NCAA guidelines regarding media representatives on the sidelines. Sideline shooting spaces will be extremely limited during the 2020 season but every effort will be made to accommodate media requests. Select photographers and videographers will be permitted to shoot behind the restraining lines in either end zone. The remaining photographers and videographers will be permitted to shoot from the stands or concourse areas in 2020.

Press Box Services

All media members will be provided with access to game notes via EMUEagles.com. To limit touch points, EMU will not be printing game notes or stats unless requested. Following the game, a complete post-game statistics package will be distributed via email and will contain a scoring summary, final team statistics, final individual statistics, complete play-by-play, drive charts for both halves, halftime statistics, defensive statistics, substitution chart, post-game quotes and post-game notes.

The press box is a designated working area and access is restricted to authorized personnel who have been assigned responsibilities pertinent to the scheduled game. In conjunction with NCAA and College Sports Information Directors of America (CoSIDA) policies, there is to be absolutely no cheering and/or criticizing players, coaches or other game officials at any point before, during or after the contest. Failure to abide by this will result in your removal from the press box.

Live Stats

Live in-game statistics will be available via SIDEARM Stats. Following each home game, EMU will be happy to email whatever information media members need to their respective agencies. Please ask any member of the staff for assistance on this matter.

Internet Access

Wireless Internet is available in the press box at Rynearson Stadium. Members of the Athletics Media Relations staff will be available to assist you. There is no access fee.

Media Availability

Out of an abundance of caution with the continued spread of COVID-19, these will be held in a digital capacity indefinitely.

Head Coach **Chris Creighton** is available to speak to the media via phone Monday-Thursday mornings.

Individual players are available for interviews, but please contact the EMU Athletic Media Relations Office to set up interviews. One note to the media: home phone numbers for players and coaches **will not** be given out by the EMU Athletic Media Relations Office.

All postgame media will be virtual this season. Coach Creighton and select student-athletes will be made available after the game via Zoom. An e-mail will be sent weekly to the football listserv asking for RSVPs to participate and a Zoom link will be provided. An off-site moderator will open the Zoom meeting shortly after the conclusion of the game and will field questions from the media.

Photo and Video Downloads

EMU football photos & b-roll video is available upon request. Photos can be accessed via EMUEaglesPhoto.com, while video will be provided via Dropbox or Google Drive.

collegepressbox.com

collegepressbox.com is the official media Web site for MAC football. Access and download weekly game notes, quotes, stats, media guides and more for the conference and each of its 12 member schools. Login information will be distributed to accredited media or you can apply for a password by sending an e-mail to password@collegepressbox.com. The following conferences are represented on collegepressbox.com -- ACC, American Athletic, Big 10, Big 12, C-USA, MAC, Mountain West, Pac 12, SEC, Sun Belt, WAC and four independents (Army, Navy, Notre Dame, BYU). The site also has logos and information for all of the NCAA bowl games and postseason awards.

Mobile App

The EMU Athletics app for iPhone, iPad and Android devices offers fans a wide variety of information on the Eagles — home and away. The free app is available in the App Store and Google Play.

EASTERN INSIDER

The Eastern Insider podcast brings you exclusive access to EMU athletic programs each week, featuring interviews and analysis from those inside the program. Hosted by Greg Steiner and Alex Jewell, the podcast features appearances by current and former student-athletes, coaches and more. Subscribe on the podcast platform of your choice and check your feed every Monday during the athletic season for the latest news on the Green & White!



EMU RECORDS SWEEP OF MAC WEEKLY AWARDS: For the first time in Eastern Michigan University football history, all three weekly awards from the Mid-American Conference headed to Ypsilanti, Dec. 7. EMU junior quarterback **Preston Hutchinson** as named the MAC West Division Offensive Co-Player of the Week with Ball State's Drew Plitt, while sophomore defensive end **Jose Ramirez** was selected as the MAC West Defensive Player of the Week. Additionally, junior kicker **Chad Ryland** collected MAC West Division Special Teams Player of the Week accolades.

Eastern Michigan played its first MAC season in 1976, but did not earn a league player of the week honor until the 1977 campaign. Overall, Eastern has won two of the three divisional awards on 12 occasions.

It was the third time Ryland has been honored by the MAC, while Hutchinson earned the honor for the second-consecutive season following a performance against Western Michigan University. Ramirez picked up the distinction for the first time in his EMU career.

WREAKING HAVOC IN THE RED ZONE: EMU has been incredibly effective in the red zone on both sides of the ball this season. Offensively, EMU ranks No. 1 in the nation with a 100 percent red zone scoring clip (eight teams tied). The Eagles have produced points in 23-of-23 trips inside the opponent's 20-yard line this season, a 22.5 percent improvement over last season's efficiency. In total, 16 of EMU's red zone trips have resulted in touchdowns.

Defensively, the Eagles rank fourth nationally in the red zone. EMU's opponents have left the red zone scoreless eight times in 24 attempts this season, making EMU the best red zone defense in the MAC.

EFFICIENT OFFENSE: Eastern's offense was high-flying in its 53-point performance at Western, Dec. 5. The team set season-highs in scoring, touchdowns (6), field goals (4), total yards (533), plays (75), third-down conversions (9), time of possession (35:13), average rush yards (4.74 yards per carry), average pass yards (10.5 yards per pass), and yards per play (7.62).

FIRST TIME UNDER CREIGHTON: In addition to its impressive all around offensive performance at Western Michigan, Dec. 5, the EMU scoring unit also accomplished a feat it has never done under Head Coach **Chris Creighton**, as it came away with points on all but one drive. Overall, the team notched 10 scoring drives in 11 attempts and finished the game with four field goals and six touchdowns, both season highs.

DEFENSE FORCING TURNOVERS: The EMU defense has been successful at forcing turnovers throughout the team's first five games this season. Eastern has recovered eight fumbles and has three interceptions thus far, which ranks second and fifth in the conference, respectively.

EMU's most recent outing, against Western Michigan, Dec. 5, saw the team recover three fumbles, including two on back-to-back possessions for the first time this year. EMU's three fumble recoveries against WMU are the most in a single game for the Green and White since it recorded the same number against Ball State on Nov. 8, 2016. Additionally, each of the lost balls were first-career forced fumbles for the EMU defender that jarred the ball loose (**Mark Lee Jr.**, **Carter Stanger**, and **Jose Ramirez**).

WIN THE TURNOVER BATTLE: A common goal in Head Coach **Chris Creighton's** program, Eastern has won or tied (22-3) the turnover battle in 25 of its last 27 victories under Creighton.

WHEN WE GET 100 ON THE GROUND: EMU saw its second individual 100+ yard rushing performance of the season when **Darius Boone Jr.** exploded for 148 at Western Michigan, Dec. 5. Previously, **Preston Hutchinson** went for 114 at Ball State, Nov. 11.

The performance marks the 29th game under seventh-year Head Coach **Chris Creighton** in which at least one individual has ran for more than 100 yards (two games with two 100+ yard runners). EMU is 17-12 in those contests.

When quarterbacks are taken out of the equation, EMU has had 24 games with a 100+ yard performance by a tailback (one game with two). In those games, the Eagles are 15-9.

HERE COMES THE BOONE: Freshman running back **Darius Boone Jr.** had a breakout game on the ground against Western Michigan, Dec. 5. The Tulsa, Okla. native rushed for a career-best 148 yards on 25 attempts, and scored his first collegiate touchdown along the way. The performance marks the first 100+ yard effort by an EMU back since Nov. 19, 2019, when **Shaq Vann** went for 107 yards against Northern Illinois. Additionally, his 148 yards is the third-best ground performance by any EMU player in the **Chris Creighton** Era (seven seasons).

In his two games this season, Boone has averaged a whopping 108 yards on the ground.

HOW ABOUT JOSE: Sophomore defensive lineman **Jose Ramirez** had a breakout game against Western Michigan, Dec. 5. The Lake Alfred, Fla. native set new personal bests in tackles (7), tackles-for-loss (2.0), sacks (2.0), and forced fumbles (1.0). Each number in the previous categories, with the exception of his total tackles, led or tied for the team lead against Western.



2020 MAC Standings

WEST DIVISION

Team	Overall	MAC
Western Michigan	4-1	4-1
Ball State	4-1	4-1
Central Michigan	3-2	3-2
Toledo	3-2	3-2
Eastern Michigan	1-4	1-4
Northern Illinois	0-5	0-5

EAST DIVISION

Team	Overall	MAC
Buffalo	4-0	4-0
Kent State	3-1	3-1
Ohio	2-1	2-1
Miami	2-1	2-1
Akron	1-4	1-4
Bowling Green	0-5	0-5

AROUND THE MAC:

Saturday, Dec. 5

Toledo 41, Northern Illinois 24
Akron 31, Bowling Green 3
Eastern Michigan 53, Western Michigan 42
Ball State 45, Central Michigan 20

Saturday, Dec. 12

Central Michigan at Toledo
Northern Illinois at Eastern Michigan
Western Michigan at Ball State
Akron at Buffalo
Miami at Bowling Green
Ohio at Kent State

Friday, Dec. 18

MAC Football Championship - 7:30 p.m.
Buffalo vs. Western Michigan/Ball State
Ford Field - Detroit, Mich.



Eagle Trends

	2020	at EMU
August	0-0	3-0
September	0-0	9-13
October	0-0	6-20
November	0-4	10-15
December	1-0	1-3

EMU's Conference Record...

at home	0-2	8-19
on the road	1-2	9-18
neutral	0-0	0-0

EMU's Non-Conference Record...

at home	0-0	6-6
on the road	0-0	6-8
neutral	0-0	0-3

EMU vs. Ranked Opponents...

at home	0-0	0-0
on the road	0-0	0-4
neutral	0-0	0-0

EMU's Record in Games...

decided by 8 pts or less	0-3	15-23
decided by 3 pts or less	0-0	9-9
Midweek #MACtion	0-3	7-6

Away during the day	1-0	
Away at night	0-2	
Home during the day	0-0	
Home at night	0-2	

EMU's Record When Scoring...

less than 20 points	0-0	
20-29 points	0-3	
30+ points	1-1	

EMU's Record When Allowing...

14 or fewer points	0-0	
24 or fewer points	0-0	
25+ points	1-4	

EMU's Record When...

Leading after the 1st qtr.	1-2	
Trailing after the 1st qtr.	0-2	
Leading at halftime	1-2	
Trailing at halftime	0-2	
Leading after the 3rd qtr.	1-2	
Trailing after the 3rd qtr.	0-2	
Tied after the 4th qtr.	0-0	

EMU's Record With...

less than 300 yards	0-1	
400+ yards total offense	1-2	
500+ yards total offense	1-1	
600+ yards total offense	0-0	
less than 100 yards rush	0-3	
100+ yards rushing	1-1	
150+ yards rushing	1-1	
200+ yards rushing	1-1	
250+ yards rushing	0-1	
less than 200 yards pass	0-0	
300+ yards passing	1-1	
350+ yards passing	0-1	
400+ yards passing	0-0	
450+ yards passing	0-0	

EMU's Record When Allowing...

less than 200 total yards	0-0	
less than 300 total yards	0-0	
less than 400 total yards	0-0	
400+ yards total offense	1-4	
less than 100 yards rush	0-0	
100+ yards rush	1-4	
less than 200 yards pass	0-0	
less than 250 yards pass	0-3	
less than 300 yards pass	1-4	
300+ yards pass	0-0	



HEAD COACH

CHRIS CREIGHTON

SEVENTH YEAR AT EMU • KENYON, 1991 • @COACH_CREIGHTON

Toughness. Pride. Resilience. These key words have come to describe EMU football as **Chris Creighton** enters his seventh season as the head man at EMU in 2020.

Named the 37th head football coach at Eastern Michigan University on Dec. 11, 2013, Creighton and his staff have made tremendous strides in changing the culture and mindset surrounding the program.

During his 24-year head coaching career, the 51-year-old Creighton has accumulated eight conference titles and an all-time record of 168-97 (.634 winning percentage). He is the only coach in EMU history to lead the program to multiple bowl appearances with the 2016 Bahamas Bowl, the 2018 Camellia Bowl, and the 2019 Quick Lane Bowl. Voted a finalist for the 2016 American Football Coaches Awards' first-ever Comeback Coach of the Year, Creighton led EMU in to the program's first winning season since 1995 and its first bowl appearance since 1987.

One of eight active Football Bowl Subdivision coaches to record more than 160 wins, Creighton helped the Eagles to the program's first win in 126 seasons over a Big Ten or Power Five team with a 16-13 victory over Rutgers, Sept. 9, 2017. Nearly one year later, EMU used a 24-yard field goal as time expired for a stunning 20-19 win over Purdue, Sept. 8, 2018, for Eastern's first walk-off win in two decades. The magic continued in 2019, when Eastern posted its third-consecutive Big Ten road victory with a 34-31 walk-off triumph at Illinois, Sept. 14.

Under Creighton's leadership, EMU is amid one of the best four-year stretches in program history. EMU is 25-26 since 2016, its most wins in a four-season span since 1986-89 when the Eagles went 6-5, 10-2, 6-3-1, and 7-3-1. Furthermore, EMU is 10-4 in the month of November the last four years. In the four seasons prior, Eastern combined for a total of seven wins during the entire 2012, 2013, 2014, and 2015 campaigns.

In 2019, Eastern played in a postseason bowl for the third time in the last four seasons, and for the fifth time in school history. It was also the first time in program history that EMU played in the postseason in consecutive campaigns.

There was plenty of reason to "say our name" in 2018, thanks to the play both on and off the field. After a successful regular season, Eastern aided its postseason hopes with a viral video of student-athletes lip syncing to Destiny's Child's "Say My Name" to help EMU claim its second bowl appearance in three seasons.

Eastern Michigan finished the 2018 season with a 7-6 record after a last-second field goal proved to be the difference against Georgia Southern in the Camellia Bowl. EMU closed the regular season with five straight Mid-American Conference victories for its first winning record in conference play since 1995. Furthermore, the Green and White's 22.1 points allowed per game tied for the 11th-best mark in school history in the modern era (since 1976), and the best since 1993.

One of the best football teams in recent Eastern Michigan history and arguably one of the best in the Mid-American Conference, the Eagles experienced plenty of moments of celebration as well as heartbreak in 2017.

The margin for error was razor thin for the Eagles this year as nine of EMU's 12 games were decided by seven points or less, including six of EMU's seven losses coming down to one possession, and a school-record three in overtime. All told, EMU's seven losses were by a combined 35 points.

The 2016 Eagles finished in a seven-way tie for the most improved program in the Football Bowl Subdivision (FBS) in 2016, bettering its win total from one win in 2015, to seven. Creighton led the Eagles to their first bowl appearance in 29 years. The turnaround was tied for the largest in school history, equalled only by the 1924 and 1977 teams. As an offense, EMU ranked 35th in the FBS in total offense, posting 455.2 yards per game in 13 contests. The team also shattered the school record for total offense with 5,917 yards, breaking the previous record of 5,010. Other notable offensive highlights for the Eagles included ranking 16th nationally in third down conversions, 18th in passing offense, 21st in red zone offense, and 25th in first down offense.

On defense, the Eagles saw a remarkable improvement in its first season under defensive coordinator Neal Neathery. EMU allowed 86.5 yards per game less in 2016 (432.7 per game) than it did in 2015 (519.2 per game) to rank 83rd in the country and seventh in the MAC. The team also took a huge step forward in stopping the run, as the defense gave up 149 yards per game less on the ground in 2016 than it did a year earlier. Overall, EMU was nationally ranked seventh in fumbles recovered, 32nd in turnovers gained, 58th in interceptions, and 59th in rushing defense.

Away from the field, EMU led the MAC in team grade point average for the 2015-16 academic year. It marked the second consecutive season the Eagles posted the top GPA in the league, holding a 2.90 team mark.

During the 2015 campaign, the Eagles finished the regular season ranked nationally in the top-60 in seven statistical categories to go along with 11 top-five rankings in the MAC. EMU finished the year with 39 touchdowns, a mark that is tied for the fifth-most in a single-season during the squad's history, while its 4,560 yards of total offense is also the fifth most.

In his first year in Ypsilanti, Creighton's Eagles finished the regular season ranked nationally in the top-60 in nine statistical categories to go along with six top-five rankings in the MAC standings. Nationally, EMU

finished the year tied with Georgia Tech, Northwestern and Oklahoma State for most blocked kicks with six. The six rejections were the most since the 2009 season when the Green and White also blocked six kicks.

As an All-America quarterback, Creighton led Kenyon (Ohio) College to its only North Coast Athletic Conference title in 1989 and was named conference player of the year after setting single-season conference records for passing yardage (2,843) and touchdowns (29). He was inducted into the Kenyon Athletic Hall of Fame in 2008.

Creighton earned a Bachelor of Arts degree from Kenyon College in 1991 and a master's degree from Concordia (Ill.) University in 1993.

He and his wife, Heather, have two daughters, Hallie and Kate, and a son, Luke.

Active FBS Head Coaches with 160+ Career Victories

Coach, School	Years	Win	Loss	Tie	Pct.
Mack Brown, North Carolina	32	258	131	1	.663
Brian Kelly, Notre Dame	31	252	93	2	.729
Nick Saban, Alabama	25	252	65	1	.794
Willie Fritz, Tulane	24	183	101	0	.644
Kirk Ferentz, Iowa	25	179	127	0	.585
Gary Patterson, TCU	21	177	74	0	.705
Frank Solich, Ohio	22	173	101	0	.631
Chris Creighton, EMU	24	168	97	0	.634

Coaching Experience

2014-Present	Head Coach - Eastern Michigan University
2008-14	Head Coach - Drake University
2001-07	Head Coach - Wabash College
1997-00	Head Coach - Ottawa (Kan.) University
1993-96	Offensive Coord. - Manchester (Ind.) College
1993	Head Coach/QB - Limhamn (Sweden) Griffins
1991-92	Offensive Coord. - Concordia (Ill.) College

Year-By-Year Coaching Record

1997	Ottawa	9-2	NAIA playoffs, Conference title
1998	Ottawa	8-2	
1999	Ottawa	6-3	
2000	Ottawa	9-2	NAIA playoffs, Conference title
2001	Wabash	8-2	
2002	Wabash	12-1	NCAA Div. III playoffs, Conference title
2003	Wabash	7-3	
2004	Wabash	6-4	
2005	Wabash	11-1	NCAA Div. III playoffs, Conference title
2006	Wabash	8-2	Conference title
2007	Wabash	11-2	NCAA Div. III playoffs, Conference title
2008	Drake	6-5	
2009	Drake	8-3	
2010	Drake	7-4	
2011	Drake	9-2	Conference title (tie)
2012	Drake	8-3	Conference title (tie)
2013	Drake	6-5	
2014	EMU	2-10	
2015	EMU	1-11	
2016	EMU	7-6	Bahamas Bowl
2017	EMU	5-7	Defeated Rutgers
2018	EMU	7-6	Defeated Purdue/Camellia Bowl
2019	EMU	6-7	Defeated Illinois/Quick Lane Bowl
2020	EMU	1-4	

Career Records

Overall	168-97
at EMU	29-51
at Drake	44-22
at Wabash (Ind.)	63-15
at Ottawa (Kansas)	32-9



COMPARING THE OFFENSE: Chris Creighton may have taken six years off from calling plays, but there is no doubt that he still has it when it comes to running an offense. This season, Creighton's first as an offensive play caller for the Eagles, has brought new energy to that side of the ball. Creighton's 2020 offensive is improved in numerous categories when compared to the 2019 squad.

Some of those numbers include: points per game (31.6/29.15), rushing yards per game (129.0/122.3), pass yards per game (284.0/283.15), total offense (413.0/405.5), time of possession (29:38/28:33), third down conversions (44.29%/39.88%), fourth down conversions (76.92% 10-for-13/48.0% - 12-for-25), and red zone scoring (100% - 23-of-23/ 77.5% - 38-of-49).

HUTCHINSON GOES FOR 300: Junior quarterback **Preston Hutchinson** threw for over 300 yards for the second time this season when he completed 19-of-30 pass attempts against Western Michigan, Dec. 5. The effort saw Hutchinson rack up 315 yards through the air.

That performance comes on the heels of a 23-of-37 mark against Central Michigan, Nov. 27. The Mason, Ohio native finished the CMU game with 365 total yards through the air, which is good for a new career-best. The performance also tied former EMU QB **Matt Bohnet** for No. 23 on the all-time single-game passing yards list at EMU. Bohnet put up his 365-yard performance against Bowling Green on Oct. 20, 2004.

HECK OF A HALF: Quarterback **Preston Hutchinson** made first-half history against WMU, Dec. 5. He finished the 30-minute stretch with 267 passing yards on 15-of-22 passing. That performance is the best by an Eagle in the first half of a game since **Andy Schmitt** went 38-of-52 for 354 yards and five touchdowns in a 56-52 victory over Central Michigan, Nov. 28, 2008.

HUTCHINSON HUMS IN ANNIVERSARY GAME: Junior quarterback **Preston Hutchinson** shined in his first-ever start for the Eagles on Oct. 19, 2019. In that game, which happened to be against Western Michigan, Hutchinson tossed for 357 yards and three TD's on 31-of-36 pass attempts. He added one rushing score in that game as well.

The anniversary magic was real in Hutchinson's second meeting with the Broncos, Dec. 5, 2020, as he improved to 2-0 against EMU's in-state foe. In his second contest against WMU, his numbers were equally as good. This time, he went for 315 yards in the air, and once again tossed for three touchdowns. In matching fashion to his 2019 performance, he also added a score with his legs.

BEYDOUN BIG AGAIN: Junior wide receiver **Hassan Beydoun** led the Eagles' pass catching efforts for the second straight contest against WMU, Dec. 5. He caught a game-high seven passes for 96 yards, including a career-long 66-yard haul. His Week Five statistics add to an already impressive 2020 resume that includes two 100+-yard games, and four consecutive games with at least seven receptions.

Beydoun is one of 67 players nominated for the 2020 Burlsworth Trophy. In the award's 11th year, the trophy is named in honor of Brandon Burlsworth, the former Arkansas walk-on and All-American offensive lineman. The award is given to the most outstanding football player who began his career as a walk-on and has shown outstanding performance on the field.

KEEP ON KNUEING: Sophomore wide receiver **Tanner Knue** continued to build on his already impressive 2020 season with a two-reception, 89-yard game against Western Michigan, Dec. 5. Although he caught only two passes, both were touchdowns, and set a new single-game scoring high for the Mason, Ohio native. His second TD grab of the game, a 61-yard haul in the second quarter, is the second-longest reception of his career.

PAY DIRT PREMIERE: Sophomore running back **Samson Evans** was impressive against Western Michigan, Dec. 5, as EMU's second back. The first-year Eagle rushed for a tough 61 yards on just seven carries. His overall yards were third best of any back in the contest. Most importantly for Evans, however, is that he was able to score his first-career touchdown. That moment came with 9:46 left in the contest via a four-yard punch in. The score put EMU ahead, 49-35.

HERNANDEZ LEADS THE WAY: Senior defensive back **Korey Hernandez** has been a steady presence in the EMU secondary this season, a trait that continued against WMU, Dec. 5. His 10-tackle performance led the team, and was his first-career performance in which he did so.

Hernandez is currently first on the team with 24 solo tackles this season, and ranks third in the EMU locker room with 40 total stops in 2020.

PERFECT PLACE KICKING: Junior kicker **Chad Ryland** has been perfect for Eastern Michigan in its last two games game against in-state foes Central Michigan, Nov. 27, and Western Michigan, Dec. 5. The Lebanon, Pa. native scored 11 of Eastern's 23 points against CMU, as he went 3-for-3 on field goals and 2-for-2 in extra point attempts. He followed that performance with a career-high four field goal makes on four attempts against WMU, Dec. 5. Ryland added a perfect 5-for-5 mark on extra-point attempts and finished the game with a career-best 17 points for EMU.

EMU Record Book

EMU Career Passing Yardage

1.	Walter Church (1996-2000)	9,142
2.	Brogan Roback (2013-17)	8,658
3.	Charlie Batch (1994-97)	7,592
4.	Andy Schmitt (2006-09)	5,867
5.	Matt Bohnet (2004-05)	4,988

EMU Career Touchdown Passes

1.	Brogan Roback (2013-17)	57
2.	Charlie Batch (1994-97)	53
3.	Walter Church (1996-2000)	43
4.	Matt Bohnet (2004-05)	35
5.	Alex Gillett (2009-12)	35

EMU Career Pass Completions

1.	Walter Church (1996-2000)	807
2.	Brogan Roback (2013-17)	745
3.	Andy Schmitt (2006-09)	607
4.	Charlie Batch (1994-97)	579
5.	Matt Bohnet (2004-05)	488

EMU Career Rushing Yards

1.	Gary Patton (1984-87)	3,497
2.	Mike Strickland (1972-74)	3,234
3.	Anthony Sherrell (2002-05)	2,888
4.	Larry Ratcliff (1969-71)	2,848
5.	Ricky Calhoun (1980-83)	2,665

EMU Career Receiving Yardage

1.	Eric Deslauriers (2003-06)	3,250
2.	Kevin Walter (1999-2002)	2,838
3.	Jermaine Sheffield (1997-99)	2,043
4.	Jacory Stone (2006-09)	1,851
5.	Steve Clay (1992-95)	1,846

EMU Career Tackles

1.	Reese McCaskill (1992-95)	450
2.	Daniel Holtzclaw (2005-08)	437
3.	Scott Russell (1988-2001)	423
4.	Jeff Bixler (1972-75)	375
5.	David Marshall (1979-83)	360

EMU Career Kickoff Return Yardage

1.	Tyler Allen (2011-14)	2,664
2.	Trumaine Riley (2003-06)	2,541
3.	Steve Clay (1992-95)	1,772
4.	Corey Welch (2008-11)	1,704
5.	Dontayo Gage (2006-09)	1,587



Single-Game Records

Total Plays

1.	Andy Schmitt (Nov. 28, 2008)	89
2.	Andy Schmitt (Nov. 22, 2008)	85
3.	Brogan Roback (Oct. 21, 2017)	81

Total Offense-Yards

1.	Andy Schmitt (Nov. 28, 2008)	554
2.	Reginald Bell (Nov. 22, 2014)	510
3.	Brogan Roback (Nov. 8, 2016)	509
4.	Andy Schmitt (Nov. 22, 2008)	504

Passing Yardage

1.	Andy Schmitt (Nov. 28, 2008)	516
2.	Andy Schmitt (Nov. 22, 2008)	484
3.	Brogan Roback (Nov. 8, 2016)	468

Touchdown Passes Thrown

1.	Kainoa Akina (Nov. 24, 2001)	6
t2.	Tyler Benz (Oct. 20, 2012)	5
t2.	Andy Schmitt (Nov. 28, 2008)	5

Touchdowns Scored

t-1.	Accomplished 13 times	4
	Most recent Bronson Hill (Oct. 13, 2012)	

Passes Caught

1.	Tyler Jones (Nov. 28, 2008)	23
2.	Kenny Christian (Sept. 23, 2000)	20
3.	Jacory Stone (Nov. 22, 2008)	18
	Tyler Jones (Nov. 22, 2008)	18

Receiving Yardage

1.	Ontario Pryor (Oct. 19, 1996)	241
2.	Kevin Walter (Oct. 5, 2002)	225
3.	Eric Deslauriers (Oct. 9, 2004)	209

Rushing Attempts

t-1.	Anthony Sherrell (Nov. 8, 2003)	43
	Anthony Sherrell (Nov. 15, 2003)	43

Rushing Yardage

1.	Larry Radcliff (Oct. 16, 1973)	291
2.	Bronson Hill (Oct. 13, 2012)	283
t-3.	Larry Radcliff (Oct. 2, 1971)	251
t-3.	Ime Akpan (Sept. 28, 2002)	251

Longest Field Goal Made

1.	Dylan Mulder (Nov. 7, 2015)	55
t2.	Accomplished seven times	52

BEST STRETCH AGAINST THE BRONCOS: EMU's win over Western Michigan, Dec. 5, was its second in-a-row over the Kalamazoo, Mich.-based institution. That stretch is EMU's best since 2011-13, when it defeated WMU in three consecutive games.

Additionally, for EMU it was the team's first win at Waldo Stadium since 2012.

CONTAINING THE BEST: Western Michigan's D'Wayne Eskridge entered the EMU game, Dec. 5, as the nation's leader in all purpose yards with a 255 yards per game average. Despite his impressive numbers, the Eagle defense was more than ready for the challenge, as they held him to just 99 yards, his lowest of the season. The game was Eskridge's first in 2020 without at least 230 all purpose yards. Moreover, his kick return yards (30) and receiving yards (53) against EMU were season lows.

WITH A WIN: If Eastern can beat Northern Illinois, it will mark consecutive victories for the Green and White over NIU for the first time since it won two in-a-row over the Huskies in 1987 and 1997, respectively. The two teams did not play for nearly a decade between that span due to NIU's brief departure from the league.

CLOSING AGAINST THE HUSKIES: The EMU-NIU matchup on Dec. 12 will mark the 12th time in the 129-year history of the EMU program that the Green and White has closed its regular season against Northern Illinois.

The first regular-season finale between the two schools came in 1955, when Eastern traveled to DeKalb, Ill. and earned a 13-6 victory, Nov. 12, 1955. EMU closed out its season with a win again over NIU in 1956, but has since lost nine straight regular season closers to Northern Illinois, most recently falling in 2012 to the No. 24/23 Huskies, 49-7, in Ypsilanti, Nov. 25, 2012.

CLOSE CONNECTIONS: Second-year offensive line coach **James Patton** will have the challenge of coaching against family when EMU faces Northern Illinois, Dec. 12. Patton's son, Brayden, is a redshirt senior offensive lineman for the Huskies.

ALL-TIME AGAINST THE HUSKIES: The Eagles and Huskies have met 50 times in their respective histories in a series that dates back to 1927. NIU holds a strong lead in the all-time tally, going 33-15-2, including winning 11 of the last 12 contests. Three of EMU's last four meetings with NIU have been decided in overtime by a combined 13 points. Last season, EMU defeated NIU, 45-17, in DeKalb.

LAST TIME WE MET: It was a historic showing for the Eastern as it defeated NIU, 45-17, inside Huskie Stadium, Nov. 19, 2019. The win gave Eastern bowl eligibility in consecutive years for the first time, and for just the fifth time in program history.

The victory was EMU's first over NIU since the 2007 season, and it was the Eagles' most points scored against the Huskies on their home field since 1997. Additionally, the game was only the ninth since 2000 in which Eastern has hung 45-plus points on a conference opponent.

Eastern overpowered the Huskies in every aspect of the game. Offensively, senior quarterback **Mike Glass III** was electric, completing 20-of-24 passes for 235 yards and three touchdowns. In total, five different players scored a touchdown, while senior receiver **Arthur Jackson III** hauled in five passes for 78 yards, scoring two touchdowns in his effort.

Defensively, EMU provided one of its best performances of the year, forcing three interceptions while holding NIU under 350 total yards. Senior defensive back **Brody Hoying** collected two interceptions, making him the first Eagle to record two INTs in a game since **DaQuan Pace** did so at Ball State, Nov. 8, 2016.

EMU ON THE NATIONAL LEADERBOARDS: EMU has notched itself onto the national and conference leaderboards in a slew of individual and team-based categories. Senior linebacker **Terry Myrick** continues to be one of the nation's best tacklers, ranking first in the MAC and fourth in the NCAA in tackles per game (12.8), while as a team, EMU is the best-of-the-best in red zone offense (23-for-23), and red zone defense (No. 4 nationally).

EMU in the Top 30 in the NCAA Statistical Rankings (as of Dec. 7)

Category	Player	National Rank	MAC Rank	Value
Red Zone Offense	Eastern Michigan	1	1	1.000
Red Zone Defense	Eastern Michigan	4	1	0.600
Tackles (per game)	Terry Myrick	4	1	12.8
Fumbles Recovered	Terry Myrick	5	1	2
Net Punting	Eastern Michigan	8	1	42.92
Interceptions (per game)	Alvinoski LaFleur	10	2	0.5
Fewest Penalties	Eastern Michigan	11	3	19
Fewest Penalty Yards	Eastern Michigan	15	4	182
Total Offense (YPG)	Preston Hutchinson	17	2	313.8
Completions Per Game	Preston Hutchinson	20	2	21.50
Fewest Penalties Per Gam	Eastern Michigan	21	2	4.75
Sacks (per game)	Turan Rush	24	4	0.9
Passing Offense	Eastern Michigan	29	4	275.0
Receiving Yards Per Game	Hassan Beydoun	31	6	92.0
Receptions Per Game	Hassan Beydoun	31	6	92.0



THAT'S BRILLIANT, NO IT'S GENIUS: During the 2020 football season, EMU's Media Relations Office has been selected to participate in the NCAA's LiveStats for Football Controlled Release Program. Recognized by the NCAA Media Coordination and Statistics staff, EMU is one of 14 FBS members to test the new football statistical tracking program. Created by Genius Sports, NCAA LiveStats will replace Stat Crew which has been the national standard for in-game statistics since the late-1990s. The program will utilize a smaller, dedicated group of schools for extensive training and individual attention to prepare for a full release to all NCAA institutions in 2021.

Other schools in the program include Arizona State, BYU, Florida State, Illinois, Liberty, Maryland, Minnesota, Notre Dame, Ohio State, Oklahoma State, Rutgers, Texas A&M, and TCU.

ANOTHER MAC ROAD WIN: EMU's road win over Western, Dec. 5, was another feather in the cap for seventh-year Head Coach **Chris Creighton**. With the win, Creighton has now defeated all but three conference opponents in their respective home venues. Creighton is still searching for wins at Buffalo, Central Michigan, and Toledo.

THIS STAT TAKES THE JAKE: Senior punter **Jake Julien** is in the midst of an outstanding career. Already in the EMU record books for his 43.8 yards per punt season average in 2019-20, the Barrie, Ontario native has been just as impressive this season. His most notable stat, however, is this: In 14 total punt attempts this year, opponents have returned for a total of -0.5 yards. That number is second in the MAC and fifth nationally.

JULIEN JUMPS UP: Senior punter **Jake Julien**, already one of the best specialists in the MAC, continues to improve as the season goes on for EMU. Julien has been incredibly effective in flipping the field. He has pinned the opposition inside its 20-yard line eight times this season, and has booted two punts of 50+ yards, each during his last two outings.

Julien's punting average currently ranks second in the MAC

CONTINUING TO FLUSH IT: For the past four seasons, Eastern Michigan's motto has been to go 1-0 each week while "flushing" the previous outcome. The short term memory has proven beneficial for the program, with 33 of the last 55 (60%) contests decided by seven points-or-less.

Of those contests, eight have been decided in overtime with 19 coming down to the final play.

HOT OUT OF HALFTIME: Defensive coordinator **Neal Neathery** continues to prove that his halftime adjustments are spot-on, as the EMU defense held an opponent scoreless in the third quarter yet again when it blanked Central Michigan in the third frame, Nov. 27.

The third-quarter shutout marks the 11th time in Eastern's last 30 contests that its opponent has failed to score in the first quarter out of the break.

SIGNIFICANT STRETCH OF DEFENSE: Eastern's defense was able to keep Central Michigan off the scoreboard for a stretch of six-consecutive possessions in its week four matchup with the Chipewas, Nov. 27. The effort, which saw the Eagles force two punts, two fumbles, an interception, and a fourth-down goal line stop

The performance was the best for the Eastern defense since it blanked Akron for seven-straight possessions in week 10 of the 2019 season. Overall, **Neal Neathery's** unit has stopped opposing offenses on at least five-consecutive drives 27 times in 23 different games since his arrival in 2016. EMU is 15-8 in those games, with four of the losses coming in overtime and six finishing within one score.

THE RECEPTION OF A LIFETIME: A normal team meeting speech from **Chris Creighton** quickly turned into an unforgettable moment, Nov. 17, as he announced that sophomore wide receiver **Tanner Knue** had officially earned a full-ride scholarship, a goal that the walk-on from Mason, Ohio set for himself when he arrived in Ypsilanti.

A basketball star during his youth, it was not until his senior year in high school that Knue took to the gridiron. There, he caught 21 passes for 352 yards and had five touchdowns, and averaged 17.2 yards per catch as the team posted a 9-3 record. Those numbers were good enough to catch the eyes of the EMU coaching staff, who went on to offer Knue a walk-on position with the team.

Knue is off to an incredible start during the 2020 season. He burst onto the scene in EMU's Week One matchup at Kent State, Nov. 4. His third-career appearance saw him record his first-career start, collect his first collegiate reception, and subsequently set career-bests in receptions (4), longest reception (19 yards), and reception yards (45). He more than doubled that performance against Ball State, Nov. 11, as he collected eight receptions and amassed 121 yards, both of which are career-highs. His 100-yard game is just the 128th in the 129-year history of the program.

Knue notched another milestone in his football journey when he found the end zone for the first time in his career versus Toledo, Nov. 18.

Team Single-Game Records

Points

1.	vs. Eastern Illinois (Oct. 27, 1956)	65
2.	at Akron (Nov. 24, 2001)	62
3.	vs. CMU (Nov. 6, 2004)	61
	vs. Mississippi Valley (Sept. 2, 2016)	61
5.	vs. Ball State (Nov. 14, 1970)	60

Total Offense

1.	vs. Indiana State (Aug. 28, 2008)	637
2.	vs. Akron (Oct. 18, 1997)	632
3.	vs. Toledo (Oct. 13, 2012)	624

Total Rushing Yards (Net)

1.	vs. Indiana State (Aug. 28, 2008)	413
2.	vs. UW-Milwaukee (Oct. 24, 1970)	410

First Downs

1.	vs. Central Michigan (Nov. 28, 2008)	38
2.	at Ball State (Nov. 8, 2016)	35
3.	at Central Michigan (Oct. 19, 1996)	33

Extra Points Converted

1.	at Akron (Nov. 24, 2001)	8
	vs. Central Michigan (Nov. 28, 2008)	8
	vs. Mississippi Valley (Sept. 2, 2016)	8

More Career Records-Individual

EMU Career Total Plays (Pass and Rush)

1.	Walter Church (1996-00)	1,657
2.	Brogan Roback (2013-2017)	1,459
3.	Andy Schmitt (2005-09)	1,210
4.	Charlie Batch (1994-97)	1,179
5.	Alex Gillett (2009-12)	1,166

EMU Career Yards (Passing and Rushing)

1.	Brogan Roback (2013-2017)	8,881
2.	Walter Church (1996-00)	8,628
3.	Charlie Batch (1994-97)	7,715
4.	Alex Gillett (2009-12)	6,836
5.	Andy Schmitt (2005-09)	6,745

EMU Career Receptions

1.	Eric Deslauriers (2003-06)	248
2.	Kevin Walter (1999-02)	211
3.	Jacory Stone (2006-2009)	178

EMU Career Touchdowns

1.	Gary Patton (1984-87)	31
2.	Anthony Sherrell (2002-05)	28
3.	Eric Deslauriers (2003-06)	27
4.	Larry Ratcliff (1969-71)	26
5.	Kerry Keating (1954-57)	25



FIRST-TIME PLAYERS: Each year, teams across the country are able to debut new talent that has emerged. That was no different for Eastern Michigan in its Week One matchup at Kent State, Nov. 4. Fourteen Eagles made their first-ever appearance in the Green and White during the contest, including six defensive players, seven offensive players, and one special teams player. Nine of the first-time players are newcomers on the 2020 roster, while five participants have been on the team for at least one season.

An additional four players saw first-time action against Ball State, Nov. 11, including first-time starter, sophomore **Samson Evans**, who began the game at running back for EMU. Three additional players contributed off the bench.

Seven more Eagles touched the turf against Toledo, Nov. 18, bringing this season's total number of first-time players to 27, a number that is not surprising when considering EMU has the 19th-youngest roster in the FBS.

KEEPING GOOD COMPANY: First-year starting quarterback, junior **Preston Hutchinson** put on an impressive offensive show against Ball State, Nov. 11. Most notably, Hutchinson led the Eagles' rushing attack with a career-best 104 yards in 17 attempts. With that performance, Hutchinson became the first EMU quarterback to go for 100-or-more yards on the ground since **Mike Glass III** did so against Toledo (125 yards), Oct. 13, 2018. His three rushing touchdowns are the most by an EMU quarterback in a single game since the 2014 season, when **Reginald Bell III** ran for three scores against Buffalo in week six of that season.

EVANS EATS IN DEBUT: Sophomore running back **Samson Evans** was impressive for the Green and White in his debut game against Ball State, Nov. 11. The Iowa transfer got 14 carries in the game, second behind quarterback **Preston Hutchinson**, and ran for 63 total yards.

GOOD MERRITT: Freshman defensive lineman **Alex Merritt** has big shoes to fill if he hopes to be as dominant as the last Eagle to wear his newly-fashioned No. 92, **Maxx Crosby**. Although he may not be playing at the level of a fourth-round NFL draft pick just yet, he did put together an incredible game at Ball State, Nov. 11. The Queen City-product recorded six tackles (5 solo, 1 assist), one tackle for loss (10 yards), one sack, and also picked up a fumble recovery. Those numbers are all personal-bests.

RYLAND HITS FROM DEEP: Junior kicker **Chad Ryland** matched a career-best kick when he drilled a 52-yard field goal against Ball State, Nov. 11. The third 52-yarder of his career, Ryland has now hit four from 50+ in this, his third season, with the Green and White. The kick is the longest by any MAC student-athlete this season. Ryland's effort was three yards short of **Dylan Mulder**'s 55-yard make from 2015, which is EMU's longest all-time field goal make. Despite being just short of the all-time distance record, Ryland is now the only player in Eastern Michigan history with four makes from better-than 50 yards.

TWO X TWO FOR THE DEUCE: Senior tight end **Thomas Odukoya** did not disappoint in his first game donning "The Deuce," on Nov. 4. The first-year team captain put together a two reception season-opener, both of which were touchdowns, at Kent State. His reception and TD numbers were both career-bests.

HOW ABOUT HUTCHINSON: First-year starting quarterback, junior **Preston Hutchinson**, looked experienced and confident in his season-opener against Kent State, Nov. 4. He completed 21-of-35 pass attempts and amassed 241 yards through the air, which marks the best aerial performance for an EMU QB in a season-opener since **Brogan Roback** tossed for 267 yards against Charlotte in 2017. Hutchinson and Roback's respective numbers are the first and second-best in that category since the turn of the century at EMU.

HERE COMES THE BOONE: **Darius Boone Jr.** became the first freshman running back at EMU to rush for 65+ yards in a single game since the 2016 campaign when he went for 68 yards on nine carries against Kent State, Nov. 4. **Breck Turner**, the last player to accomplish that feat, did so in 2016's week seven matchup against Western Michigan. Turner tallied 86 yards on the ground in that performance.

BIG GAME BEYDOUN: Junior wideout **Hassan Beydoun** continued to expand his role within the EMU offense during Eastern's week one game at Kent State, Nov. 4. Beydoun hauled in nine receptions for 112 yards. His catch total ties a career-high. Additionally, Beydoun brought in a 35-yard reception in the fourth quarter, which also tied a career-high. His total reception yards was just one yard behind the career-best 113 he recorded in the 2019 Quick Lane Bowl.

129 YEARS OF FOOTBALL: This is the 129th year for the EMU football team. The first year of intercollegiate football in Ypsilanti was 1891, when the team, then known as the Michigan Normal College Normalites, posted an 0-2 record. EMU has fielded a team every year since 1891 with one exception, when the 1944 season was canceled because of World War II.

DIALING IN THE CALLS: For the first time in his EMU tenure, Head Coach **Chris Creighton** will be calling his own offensive plays after previously doing so at his other coaching stops. Creighton is one of 17 FBS head coaches that serves as the primary play caller for their team.

BIZZARO WORLD: For just the fourth time in program history, Eastern opened a season against the team (Kent State) it closed the previous regular season against. Prior to 2020, the last time it occurred was in 1986 when EMU opened the year at home against Western Michigan after wrapping up the 1985 campaign in Kalamazoo.

The Nov. 4 opener was also the latest kickoff to a season in program history, breaking the previous mark set by the 1899 squad when it battled the Michigan Freshman to a 5-5 tie, Oct. 30.

ONE OF A KIND: Eastern Michigan was the only Mid-American Conference team to boast a victory over a Power 5 Conference opponent in 2019. EMU walked off Illinois of the Big Ten conference with a 24-yard field goal as time expired, Sept. 14, 2019. It was the third-consecutive season that Eastern knocked off a Big Ten opponents (2017-Rutgers, 2018-Purdue).

WIN THE TURNOVER BATTLE: A common goal in Head Coach **Chris Creighton's** program, Eastern has won or tied (20-3) the turnover battle in 23 of its last 26 victories under Creighton.

NEATHERY'S SACK FACTORY: Prior to EMU Associate Head Coach/Defensive Coordinator **Neal Neathery's** arrival in 2016, the Eagles recorded four-or-more sacks just eight times in the 10 previous seasons. Under his direction, Eastern has accomplished the feat 12 times, most recently in its 34-31 win over Illinois, Sept. 14, 2019.

TEAM THEME: Plastered along the halls of the Student-Athlete Performance Center, on team t-shirts, and on social media, the 2020 theme of EMU football is officially, "Breakthrough." The theme represents the team's mission to consistently do what is necessary to move the program into the next tier of success. According to team members, being competitive in the MAC and going to bowl games is not enough. Now, it is time for the team to have a "breakthrough," and compete at an even higher level.



2020 CAPTAINS: Eastern Michigan University's football team announced its captains for the 2020 campaign, Aug. 12. Providing leadership for the squad will be seniors **Thomas Odukoya** and **Turan Rush**. Both seniors each earned the honor for the first time. Additionally, this marks the first season under Head Coach **Chris Creighton** that each captain came to Ypsilanti by way of a transfer. Odukoya, an Almere, Netherlands native, began his career at Garden City Community College. Rush, of Charleston West Side, W. Va., started at Antelope Valley.

RECORD SETTING 2019: EMU tallied a total of 95 game, season, or career entries into the EMU record books in 2019. Then-senior defensive back **Vince Calhoun** became the all-time leader in starts at Eastern when he took the field against Kent State, Nov. 19. Former quarterback **Mike Glass III** finished first all-time in single-season completions, and former running back **Shaq Vann** etched his name as seventh all-time in career rushing yards (2,529). These are just some examples of the record book entries that EMU student-athletes accomplished in 2019.

RUNNING BACK PRODUCTION: Eastern Michigan was one of just 10 Football Bowl Subdivision (FBS) schools not to have a running back on its roster with a game started. Furthermore, EMU's tailbacks open the 2020 campaign with a combined 10 career rushing attempts (**Karmi Mackey 8, Darius Boone Jr. 2**).

YOUTH MOVEMENT: EMU will boast the 19th youngest roster in all of the FBS ranks with 62.5 percent of the squad made up of underclassmen in 2020.

Highest Percentage of Underclassmen on a FBS Roster

School	Total	Fr. (True/RS)	Soph.	Team Size	Pct.
1. Oregon	81	47 (28/19)	34	110	73.6
2. Florida State	85	57 (39/18)	28	117	72.6
3. East Carolina	83	59 (38/21)	24	115	72.2
4. Stanford	73	44 (28/16)	29	102	71.6
5. Syracuse	68	47 (29/18)	21	96	70.8
6. Nebraska	108	78 (39/39)	30	153	70.6
7. Arizona State	77	49 (31/18)	28	113	68.1
8. Clemson	81	51 (29/22)	30	120	67.5
9. Utah	80	60 (40/20)	20	120	66.7
10. Colorado	69	40 (25/15)	29	105	65.7
11. Kansas State	84	55 (35/20)	29	128	65.6
12. South Carolina	74	54 (38/16)	20	113	65.5
13. Utah State	68	45 (25/20)	23	104	65.4
14. Bowling Green	69	64 (43/31)	5	106	65.1
15. TCU	80	50 (27/23)	30	123	65.0
16. SMU	94	66 (30/36)	28	146	64.4
17. BYU	77	45 (28/17)	32	121	63.6
18. Maryland	75	46 (36/10)	29	118	63.6
19. Eastern Michigan	70	48 (27/21)	22	112	62.5
20. Boise State	64	37 (24/13)	27	103	62.1
21. Navy	90	48 (48/ 0)	42	145	62.1
22. Florida	74	48 (27/21)	26	120	61.7
23. Arizona	69	39 (33/ 6)	30	112	61.6
24. Ball State	66	44 (22/22)	22	108	61.1
25. Colorado State	64	40 (24/16)	24	105	61.0

Schools with the Fewest Players in their Last year of Eligibility:

School	Sr.	Gr.Tr.	Total
1. Stanford	9	1	10
2. Colorado	9	2	11
t-3. Clemson	12	0	12
t-3. Maryland	11	1	12
t-3. Syracuse	11	1	12
6. Florida State	9	4	13
t-7. Eastern Michigan	14	0	14
t-7. Oregon State	13	1	14
9. Oregon	13	2	15
10. Bowling Green	16	0	16

CONSISTENT COACHING: When **Chris Creighton** stepped onto the field in Kent, Ohio, Nov. 4, to lead the Eagles against the Kent State, he officially began his seventh year at the helm of the program. Nine coaches, five head and four interim, have come-and-gone at EMU since the last time a head-man has coached seven years (**Jim Harkema**, 1983-92) at Eastern. Harkema, who coached nine full seasons for the Green and White, resides one spot ahead of Creighton as the fourth-winningest coach in program history.

THE CREIGHTON DIFFERENCE: Head Coach **Chris Creighton** has won nearly 50 percent (26-of-55) of his games since the start of the 2016 season. In the three seasons prior to his arrival in Ypsilanti, the Eagles were victorious in just 28 percent (10-of-36) of their games.

THE NOT-SO UNDERDOGS: With EMU's win over Illinois, Sept. 14, 2019, Head Coach **Chris Creighton** picked up a third "Power Five" win in a three-year span. Creighton is one of two active MAC coaches to have multiple "Power 5" wins. He joins Ohio's Frank Solich (5).

CREIGHTON ENTERS TOP-FIVE: With six more wins in the 2019 campaign, EMU Head Coach **Chris Creighton** continued to climb the EMU all-time wins ladder. Currently the fifth-winningest coach in program history, Creighton is just 12 games away from tying **Jim Harkema** (41 wins) for fourth-best all-time at Eastern. The San Francisco native is the only coach in EMU history to take a team to three postseason bowl games.

WHERE IN THE WORLD IS CHRIS CREIGHTON?: In his head coaching career, **Chris Creighton** has racked up the frequent flyer miles, coaching games in seven different countries. Creighton added the Bahamas to that list in 2017 when he lead the Eagles to the Bahamas Bowl after it already consisted of the United States, Sweden, Austria, Panama, Tanzania, and Germany.

STABILITY IS THE NAME OF THE GAME: In an era when head coaches seem to change frequently, Eastern Michigan has been able to go seven seasons with the same football and men's basketball coaches. It is the longest by EMU since it also went seven years (1986-92) without a change under the leadership of football's **Jim Harkema** and men's basketball's **Ben Braun**.

Overall, EMU has the longest active streak of stability between the two program's in the Mid-American Conference.

STABILITY PART DUEX: In his seventh season in Ypsilanti, EMU Head Coach **Chris Creighton** is now the 25th longest-tenured Football Bowl Subdivision (FBS) head coach.





2020 EMU Football Honors

Hassan Beydoun, Wide Receiver

- Burlsworth Trophy Watch List

Jake Donnellon, Offensive Line

- 4th Team Preseason All-MAC by Athlon Sports

Brian Dooley, Offensive Line

- 4th Team Preseason All-MAC by Phil Steele

Dylan Drummond, Wide Receiver

- Paul Hornung Award Watch List
 - 3rd Team Preseason All-MAC by Phil Steele
 - 1st Team PR Preseason All-MAC by Athlon Sports
 - 3rd Team KR Preseason All-MAC by Athlon Sports

Preston Hutchinson, Quarterback

- MAC Offensive Co-Player of the Week - Dec. 7
 - Manning Award Stars of the Week - Dec. 7

Jake Julien, Punter

- 1st Team Preseason All-MAC by Phil Steele
 - 1st Team Preseason All-MAC by Athlon Sports

Freddie McGee III, Defensive Back

- 4th Team Preseason All-MAC by Athlon Sports

Terry Myrick, Linebacker

- 3rd Team Preseason All-MAC by Phil Steele
 - 4th Team Preseason All-MAC by Athlon Sports

Thomas Odukoya, Tight End

- John Mackey Award Preseason Watch List
 - Wuerffel Trophy Watch List
 - William V. Campbell Trophy Semifinalist
 - 4th Team Preseason All-MAC by Phil Steele

Sidy Sow, Offensive Line

- 2nd Team Preseason All-MAC by Phil Steele
 - 3rd Team Preseason All-MAC by Athlon Sports

Jose Ramirez, Defensive End

- MAC Defensive Player of the Week - Dec. 7

Turan Rush, Defensive Line

- 4th Team Preseason All-MAC by Phil Steele
 - 4th Team Preseason All-MAC by Athlon Sports

Chad Ryland, Kicker

- 2nd Team Preseason All-MAC by Phil Steele
 - 3rd Team Preseason All-MAC by Athlon Sports
 - MAC Special Teams Player of the Week - Dec. 7

Mike Van Hoven, Offensive Line

- 4th Team Preseason All-MAC by Athlon Sports
 - Rimington Trophy Watch List

Quian Williams, Wide Receiver

- 4th Team Preseason All-MAC by Phil Steele
 - 3rd Team Preseason All-MAC by Athlon Sports

100-YARD RUSHERS

Player	2020	Career	'20 Opponent
P. Hutchinson	1	1	BSU
Darius Boone	1	1	WMU

100-YARD RECEIVERS

Player	2020	Career	'20 Opponent
Hassan Beydoun	2	3	KSU, CMU
Quian Williams		1	
Tanner Knue	1	1	BSU

INTERCEPTIONS

Player	2020	Career
Alvinoski LaFleur	2	3
Jeff Hubbard	1	3
Blake Bogan		2
Korey Hernandez		1
Clay Holford		1
Freddie McGee		1

Slaying the Dragons - Accomplishments in the Chris Creighton Era

-1st Win over a "Power 5" Conference team (Rutgers)
 -1st Win over a Big Ten Conference Team (Rutgers)
 -1st Bowl Appearance in 29 years (1987 California Bowl to 2016 Bahamas Bowl)
 -1st Bowl Played on US soil in 31 years (1987 California Bowl to 2018 Camellia Bowl)
 -1st Winning season since 1995 (7-6 record in 2016)
 -1st Non-conference road victory since the 1988 campaign (at Wyoming in 2015)
 -1st Back-to-back season since 2008-09 that players were taken in the NFL Draft
 -1st Three game road winning streak since 1967
 -1st Win over Miami University since 1993
 -1st Win over Ohio University in Athens, Ohio since 1994
 -1st Win over Northern Illinois University since 2007
 -1st Win over Toledo since 2006
 -1st Win at Akron since 1995
 -1st Three-game winning streak against Big Ten Conference opponents
 -1st Three-game MAC winning streak since 1999
 -1st Four-game MAC winning streak since 1995
 -1st Five-game MAC winning streak since 1989
 -1st winning Mid-American Conference campaign since 1995
 -1st time EMU student-athletes have the opportunity to play in two bowl games in their careers
 -1st time EMU student-athletes have the opportunity to play in three bowl games in their careers
 -First EMU Head Coach to defeat all 11 other MAC members
 -First time EMU has been bowl eligible in back-to-back seasons
 -2nd Win over a "Power 5" Conference team (Purdue)
 -2nd Win over a Big Ten Conference team (Purdue)
 -3rd Win over a "Power 5" Conference team (Illinois)
 -3rd Win over a Big Ten Conference team (Illinois)
 -Most Improved Program in the Football Bowl Subdivision (FBS) in 2016
 -Largest single-season turnaround in school history (1-11 in 2015 to 7-6 in 2016)
 -Largest deficit overcome in program history at 21-points (at Ball State in 2016)
 -Largest MAC margin of victory in program history at 42-points (vs. Ball State in 2017)
 -Most points ever scored against Western Michigan in program history (53 in 2020)

BLOCKED KICKS IN CREIGHTON ERA

Opponent	Type	Date
Morgan State	Punt (TD)	Aug. 30, 2014
Morgan State	41-yd FG	Aug. 30, 2014
Buffalo	39-yd FG	Oct. 11, 2014
NIU	24-yd FG	Oct. 25, 2014
NIU	32-yd FG	Oct. 25, 2014
Central Michigan	Punt	Nov. 1, 2014
Wyoming	22-yd FG	Sept. 23, 2016
NIU	36-yd FG	Nov. 16, 2016
NIU	Punt (TD)	Oct. 26, 2017
WMU	PAT	Oct. 6, 2018
Army West Point	Punt	Oct. 27, 2018
Georgia Southern	Punt	Dec. 15, 2018
Central Connecticut	Punt (TD)	Sept. 21, 2019
Kent State	47-yd FG	Nov. 29, 2019
Pittsburgh	Punt	Dec. 26, 2019
Toledo	37-yd FG	Nov. 18, 2020

TRACKING THE EAGLES IN 2020

Opponent	Time	Length	Att.	Halftime Score	Final Score	Coin Toss	Kickoff Receive	1st EMU Poss.	1st Opp. Poss.	Game Pants	Game Jersey	Game Helmet
at Kent State*	6 p.m.	3:15	N/A	9-20	23-27	EMU	KSU	Downs	TD	White	White	Green
at Ball State*	7 p.m.	3:36	1,183	13-21	31-38	EMU	BSU	TD	Punt	Grey	White	Grey
TOLEDO*	7 p.m.	3:37	N/A	7-24	28-45	EMU	TOL	Punt	Punt	White	Green	Green
CENTRAL MICHIGAN*	4 p.m.	3:43	N/A	6-20	23-31	CMU	EMU	TD	FG	Green	Green	Grey
at Western Michigan*	2 p.m.	3:37	N/A	30-21	53-43	WMU	EMU	Punt	TD	White	White	Grey
NORTHERN ILLINOIS*	12 p.m.											



The Last Time...

RUSHING

An EMU player rushed 30+ yards from scrimmage
An EMU player rushed 40+ yards from scrimmage
An EMU player rushed 50+ yards from scrimmage
An EMU player rushed 60+ yards from scrimmage
An EMU player rushed 70+ yards from scrimmage
An EMU player rushed 80+ yards from scrimmage
An EMU player rushed for 100+ yards in a game
An EMU player rushed for 200+ yards in a game
An EMU player carried 30+ times in a game
An EMU player carried 40 times in a game
An EMU player carried 43 times in a game
An EMU player scored three TDs rushing
An EMU player scored four TDs rushing
Two EMU players rushed for 100+ yards in a game

PASSING

An EMU player completed 30+ passes in a game
An EMU player completed more than 40+ passes in a game
An EMU player threw three TD passes
An EMU player threw four TD passes
An EMU player threw five TD passes
An EMU player passed for 300+ yards in a game
An EMU player passed for 400+ yards in a game
An EMU player passed for 500+ yards in a game
An EMU player completed more than 75% of his passes
A EMU non-quarterback threw a touchdown pass

RECEIVING

An EMU player had 10+ receptions in a game
An EMU receiver had 100+ yards in a game
An EMU receiver had 200+ yards in a game
An EMU receiver caught three TDs in a game
An EMU receiver caught four TDs in a game
Two EMU players 100+ receiving yards in a game
Nine-or-more different receivers caught a pass
12-or-more different receivers caught a pass

MISCELLANEOUS

An EMU player registered a 60-yard punt
An EMU player registered a 70-yard punt
An EMU player registered a 80-yard punt
An EMU player registered a 90-yard punt
An EMU player kicked a 50+ yard field goal
EMU recovered an on-side kick
An opponent recovered an on-side kick
EMU registered a safety
An EMU player had multiple interceptions in a game
An EMU player had four interceptions in a game
An EMU player returned a punt for a touchdown
An EMU player returned a kickoff for a touchdown
An EMU player returned the game opening kickoff for a touchdown
An opponent returned the game opening kickoff for a touchdown
An EMU player returned a fumble for a touchdown
An EMU player returned an interception for a touchdown
An EMU player blocked a punt
An EMU player blocked a punt and returned it for a touchdown
An EMU player blocked a field goal
EMU registered two blocked field goals in the same game
An EMU player blocked a PAT and returned it for a score
An EMU player record a run, pass completion and catch in the same game
EMU blocked punt, blocked a field goal and returned a punt for a TD in same game
EMU recorded a successful fake punt
EMU won on the final play of the game
EMU won a game with a game-ending field goal
EMU lost on the final play of the game
EMU lost a game on a game-ending field goal
EMU recorded a shutout
Fastest EMU score to open a game
EMU was the victim of a shutout
EMU won a road non-conference game
EMU received votes in the Amway Coaches Poll
EMU received votes in the Associated Press Coaches Poll
Won three-or-more consecutive games
Won five-or-more consecutive conference games

Samson Evans, 37 yds. at Western Michigan (12-5-20)
Darius Boone, 44 yds. at Western Michigan (12-5-20)
Willie Parker, 50 yds. vs. Toledo (10-13-18)
Ian Eriksen, 71 yds. at Miami (11-15-17)
Ian Eriksen, 71 yds. at Miami (11-15-17)
Larry Ratcliff, 88, vs. Wisc.-Mil. (10-23-71)
Darius Boone, 148 yds. at Western Michigan (12-5-20)
Reginald Bell, 202 yds. vs. Buffalo (10-11-14)
Ian Eriksen, 30 attempts vs. Northern Illinois (11-16-16)
Anthony Sherrell, 40 attempts, at North. Ill. (11-22-03)
Anthony Sherrell, 43 attempts, vs. Ball St. (11-15-03)
Preston Hutchinson, 3TDs at Ball State (11-11-20)
Shaq Vann, 4TDs at Akron (11-12-19)
Reggie Bell, 133, Ryan Brumfield, 112, vs. North. Ill. (10-25-14)

Preston Hutchinson, 31 completions, vs. Western Michigan (10-19-19)
Andy Schmitt, 58 completions, vs. CMU (11-28-08)
Preston Hutchinson, 3 TDs, at Western Michigan (12-5-20)
Preston Hutchinson, 4 TDs, vs. Toledo (11-18-20)
Tyler Benz, 5 TDs, vs. Army (10-20-12)
Preston Hutchinson, 315 yds. at Western Michigan (12-5-20)
Brogan Roback, 468 yds., at Ball State (11-8-16)
Andy Schmitt, 516 yds., vs. Central Michigan (11-28-08)
Mike Glass III, 83.3% (20-of-24) at Northern Illinois (11-19-19)
Isaac Holder, 34 yds. vs. Monmouth (8-31-18)
Antoine Porter, 10 receptions, vs. Western Michigan (10-21-17)
Hassan Beydoun, 100 yds. vs. Central Michigan (11-27-20)
Kevin Walter, 225 yards, vs. Akron (10-5-02)
Eric Deslauriers, 4 TDs, vs. Central Mich. (11-6-04)
Eric Deslauriers, 4 TDs, vs. Central Mich. (11-6-04)
Arthur Jackson, 129, Line Latu, 108, vs. Kent State (11-29-19)
9, vs. Western Michigan (10-19-19)
12, at Northern Illinois (10-26-17)

Jake Julien, 66 yds., at Akron (11-12-19)
Jake Julien, 71 yds., vs. Army West Point (10-27-18)
Charles Nemeth, 90 yds., vs. Alma (11-4-43)
Charles Nemeth, 90 yds., vs. Alma (11-4-43)
Chad Ryland, 52 yds., at Ball State (11-11-20)
Brendan Renius at Wyoming (9-12-15), 1st Quarter
at Coastal Carolina (8-31-19), 4th Quarter
bad snap in end zone vs. Mississippi Valley (9-2-16)
Brody Hoying, 2 Ints., at Northern Illinois (11-19-19)
Richard Palmer, 4 Ints., vs. Western Michigan (10-19-91)
Demarius Reed, 83 yards at Kent State (11-19-11)
Tyler Allen, 90 yards vs. Ohio (10-19-13)
Tyler Allen, 90 yards vs. Ohio (10-19-13)
Darius Phillips, 93 yards at WMU (11-15-14)
Maxx Crosby, 14 yards at Central Michigan (11-10-17)
Maxx Crosby, 2 yards vs. Akron (11-10-18)
Mathew Sexton, vs. Central Connecticut (9-21-19)
Mathew Sexton, vs. Central Connecticut (9-21-19)
Jeremiah Harris vs. Northern Illinois (11-16-16)
Willie Crear & Mike Steals vs. North. Ill. (10-25-14)
Ryan Downard, 97 yards, at Michigan (10-6-07)
Alex Gillett vs. Northern Illinois (11-23-12)
at Kent State (11-19-11)
Kyle Rachwal, 27 yard rush vs. Western Michigan (10-21-17)
at Illinois (9-14-19) - 24-yard field goal by Chad Ryland
at Illinois (9-14-19) - 24-yard field goal by Chad Ryland
at Toledo (10-26-19) - 15-yard touchdown in overtime
vs. Georgia Southern (12-15-18) - 40-yard field goal
vs. Indiana State, 52-0 (8-28-08)
15 seconds at Kentucky (9-30-17) touchdown pass following a fumble
at Florida (9-6-14), UF 65, EMU 0
at Illinois (9-14-19), EMU 34, ILL 31
Oct. 2, 2016 - 1 vote
1987 Final Poll - 18 votes
3 - 2018, Central Michigan (Nov. 3) to Kent State (Nov. 23)
5 - 2018, Toledo (Oct. 13) to Kent State (Nov. 23)

EMU In Overtime

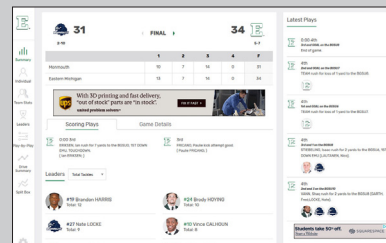
All-time Record in Overtime	5-11
All-time Record in Double Overtime	1-0
All-time Record in Triple Overtime	0-2
All-time Record in Quadruple Overtime	1-0

Date	Opponent	OT	Result
10-10-98	CENTRAL MICH.	OT	L, 23-36
10-09-98	WESTERN MICH.	OT	L, 37-40
11-24-01	at Akron	3OT	L, 62-65
09-28-02	SOUTHERN ILL.	2OT	W, 48-45
11-06-04	CENTRAL MICH.	4OT	W, 61-58
09-24-05	at Central Mich.	OT	W, 23-20
09-23-06	CENTRAL MICH.	OT	L, 17-24
10-16-10	at Ball State	OT	W, 41-38
11-09-13	WESTERN MICH.*	OT	W, 35-32
11-16-16	NORTHERN ILL.	OT	L, 24-31
09-23-17	OHIO*	2OT	L, 20-27
10-21-17	WESTERN MICH.	OT	L, 17-20
10-26-17	at Northern Ill.	OT	L, 27-30
09-22-18	at San Diego St.	OT	L, 20-23
09-29-18	NORTHERN ILL.	3OT	L, 23-26
10-26-19	at Toledo	OT	L, 34-37

EMU Versus Ranked Teams

Date	Rank	Opponent	Result
09-19-92	10	at Penn State	L, 7-52
09-10-94	10	at Wisconsin	L, 0-56
09-11-04	10	at Florida	L, 10-49
09-17-05	14	at Michigan	L, 0-55
10-25-08	20/22	at Ball State	L, 16-38
09-25-10	2/2	at Ohio State	L, 20-73
09-22-12	21/20	at Michigan State	L, 7-23
11-23-12	24/23	NORTHERN ILL.	L, 7-49
10-26-13	23/22/18	at Northern Ill.	L, 20-59
09-20-14	11/11	at Michigan State	L, 14-73
10-03-15	9/8	at LSU	L, 22-44
10-17-15	22/25	at Toledo	L, 20-63
10-22-16	20/20	at Western Mich.	L, 31-45

First poll ranking is the Associated Press and the second number is the Amway Coaches' Poll and the third is the BCS poll



Can't make it to the game?

Now you can follow the action for nearly all games via Live Stats powered by SIDEARM available only on the EMU Athletics website, EMUEagles.com

SHORT ROAD TRIPS - ACCORDING TO GOOGLE MAPS

Below is a list of the closest rivalries in the NCAA FBS subdivision (formerly I-A). Only schools with a regular history of playing made the list.

CAMPUS-TO-CAMPUS

Rice - Houston	6.1 miles
Eastern Michigan - Michigan	7.5 miles
Washington State - Idaho	8.7 miles
North Carolina - Duke	10.0 miles
North Carolina - North Carolina State	10.1 miles
Akron - Kent State	11.6 miles
Southern California - UCLA	14.1 miles
Duke - North Carolina State	25.3 miles
Bowling Green - Toledo	27.5 miles

STADIUM-TO-STADIUM

Rice Stadium - (Houston) Robertson Stadium	4.9 miles
Ryneearson Stadium (EMU) - Michigan Stadium	7.0 miles
(WSU) Martin Stadium - (Idaho) Kibbie Dome	8.5 miles
(UNC) Kenan Stadium - (Duke) Wallace Wade Stadium	10.6 miles
(Akron) Infocision Stadium - (Kent) Dix Stadium	14.0 miles
(Southern Cal) Memorial Coliseum - (UCLA) Rose Bowl	15.0 miles
(UNC) Kenan Stadium - (NC St.) Carter-Finley Stadium	20.0 miles
(Duke) Wallace Wade Stadium - (NC SU) Carter-Finley Stadium	23.4 miles
(BGSU) Doyt Perry Stadium - (Toledo) Glass Bowl	26.1 miles





FIELD POSITION

Eastern Michigan					Opponents				
Opponent	No. of Drives	Avg. Start	Inside 20	Past 50	Opponent	No. of Drives	Avg. Start	Inside 20	Past 50
at Kent State*	10	E35	0	1	at Kent State*	11	K27	2	1
at Ball State*	12	E23	5	1	at Ball State*	12	B30	1	1
TOLEDO*	13	E27	2	1	TOLEDO*	13	T33	2	1
CENTRAL MICHIGAN*	12	E23	3	0	CENTRAL MICHIGAN*	13	C39	3	4
at Western Michigan*	11	E40	0	4	at Western Michigan*	11	W30	1	0
NORTHERN ILLINOIS*					NORTHERN ILLINOIS*				
TOTALS	58	E30	10	7	TOTALS	60	O32	9	7
*- does not include overtime drives					*- does not include overtime drives				

DRIVE STATISTICS

Eastern Michigan								Opponents							
Opponent	3 &		Pct.	Score	Pct.	TD	Pct.	Opponent	3 &		Pct.	Score	Pct.	TD	Pct.
	No.	Out							No.	Out					
at Kent State*	10	1	10.0	4	40.0	3	30.0	at Kent State*	11	2	18.1	4	36.4	4	36.4
at Ball State*	12	2	16.7	5	41.2	4	33.3	at Ball State*	12	1	8.3	7	58.3	4	33.3
TOLEDO*	13	6	46.2	4	30.8	4	30.8	TOLEDO*	13	1	7.7	7	53.8	6	46.2
CENTRAL MICHIGAN*	12	2	16.7	5	41.7	2	16.7	CENTRAL MICHIGAN*	13	1	7.7	6	46.2	3	23.1
at Western Michigan*	11	0	0.0	10	90.9	6	54.5	at Western Michigan*	11	2	18.2	6	54.5	6	54.5
NORTHERN ILLINOIS*								NORTHERN ILLINOIS*							
TOTALS	58	11	18.9	28	48.3	19	32.8	TOTALS	60	7	11.7	30	50.0	23	38.3

DRIVE SUPERLATIVES

Longest Drive		Eastern Michigan	Opponents
No. of Plays		17 - vs. Toledo; Nov. 18	15 - vs. CMU; Nov. 27
By No. of Yards		92 - at Ball State; Nov. 11	82 - vs. Toledo; Nov. 18
By Time of Possession		5:20 - at Ball State; Nov. 11	5:18 - vs. Toledo; Nov. 18
Shortest Drive		Eastern Michigan	Opponents
By No. of Plays		1 - twice (most recent vs. CMU; Nov. 27)	1 - vs. Toledo; Nov. 18
By No. of Yards		-8 - vs. Toledo; Nov. 18	-5 - vs. CMU; Nov. 27
By Time of Possession		0:05 - vs. CMU; Nov. 27	0:10 - vs. Toledo; Nov. 18





PRESTON HUTCHINSON

QUARTERBACK
#10
**SR.-JR. • 6-2 • 203 LBS.
MASON, OHIO-MASON**

@PRESTONHUTCH15

EMU: 2019: Saw action in eight games with one start as quarterback against Western Michigan (Oct. 19)...Completed 43-of-57 passes for 462 yards and three touchdowns...Heroics will go down in EMU football lore...Filled in for the MAC's leading passer against WMU (Oct 19) for his first career start...Completed 31-of-36 passes for 357 yards and three touchdowns, including the game-winning 34-yard scoring strike to Mathew Sexton with 36 seconds left...Began the game-winning drive on EMU's 26-yard line with 1:51 left in the fourth quarter, marched the Eagles down the field, completing all four of his passes for 70 yards...The perfect game-winning drive was part of a fourth quarter that saw him complete 11-of-12 passes for 140 yards and a pair of long touchdown passes that took advantage of single coverage on the outside...Also made plays with his legs, finishing with 10 carries for 29 sack-adjusted yards, including a six-yard touchdown run early in the third quarter that gave EMU its first lead of the game at 17-14...Collected MAC Offensive Player of the Week honors...Totaled 90 passing yards on nine completions versus Buffalo (Nov. 2)...**2018:** Saw action in one game for the Eagles (at Ball State, Oct. 20)...Complete one pass for one yard against the Cardinals while rushing for a yard as well...**2017:** Winner of the Offensive Scout Team Player of the Year award at the postseason banquet...Sat out the 2017 season as a redshirt...**HIGH SCHOOL:** Attended Mason High School and played under Head Coach Brian Castner as a Comet...Ranked as a two-star recruit by 247Sports...Named to the Greater Miami All-Conference team three times...Also lettered in basketball...**PERSONAL:** Full name: Preston Jayson Hutchinson...Son of Jayson and Jami Hutchinson...Has three brothers, Christian, Luke, and Jax...Marketing major.

Rushing Touchdowns (9)

Date	Opponent	Yards	Time
10-19-19	WESTERN MICHIGAN	6	3rd-11:35
11-2-19	BUFFALO	1	4th-1:30
11-4-20	at Kent State	0	3rd-2:57
11-11-20	at Ball State	1	1st-8:59
		10	2nd-7:04
		1	4th-4:12
11-27-20	CENTRAL MICHIGAN	3	1st-11:58
		20	2nd-6:02
12-5-20	at Western Michigan	3	2nd-8:53

Passing Touchdowns (13)

Date	Opponent	Receiver	Yards	Time
10-19-19	WESTERN MICHIGAN	Dylan Drummond	1	2nd-00:15
		Quian Williams	29	4th-6:26
		Mathew Sexton	34	4th-00:36
11-4-20	at Kent State	Thomas Odukoya	5	1st-00:30
		Thomas Odukoya	3	4th-11:55
11-11-20	at Ball State	Bryson Cannon	10	1st-00:43
11-18-20	TOLEDO	Tanner Knue	17	2nd-10:43
		DJ Smith	9	3rd-00:53
		Quian Williams	12	4th-7:13
		Bryson Cannon	8	4th-00:12
12-5-20	at Western Michigan	Tanner Knue	28	1st-1:20
		Quian Williams	32	2nd-2:35
		Tanner Knue	61	2nd-00:49

Preston Hutchinson' Career Game-Winning Drives

Game-winning drives led by quarterback. Must be an offensive scoring drive in the 4th quarter or overtime that puts the winning team ahead for the last time.

Date	Opponent	Situation	Time
10-19-19	WESTERN MICH.	6 plays, 74 yards - Trailing 27-26	4th - 1:56


Preston Hutchinson' Game-by-Game Offensive Statistics

2018 Season	Gp-Gs	TC	Gain	Loss	Net	Avg	Td	Lg	Comp	Att	Int	Yds	Td	Lg	Pct	Plays	Yards
at Ball State* (10-20)	1-0	1	1	0	1	1.0	0	1	0	0	0	0	0	0	0	1	1
TOTALS	1-0	1	1	0	1	1.0	0	1	0	0	0	0	0	0	0	1	1
2019 Season	Gp-Gs	TC	Gain	Loss	Net	Avg	Td	Lg	Comp	Att	Int	Yds	Td	Lg	Pct	Plays	Yards
at Coastal Carolina (8-31)	DNP																
at Kentucky (9-7)	1-0	1	0	0	0	0.0	0	0	0	0	0	0	0	0	0	1	0
at Illinois (9-14)	DNP																
CENTRAL CONN. (9-21)	1-0	1	0	1	-1	0	0	0	0	0	0	0	0	0	0	1	-1
at CMU* (10-5)	1-0	3	3	14	-11	0	0	0	3	5	0	15	0	12	60.0	8	4
BALL STATE* (10-12)	DNP																
WESTERN MICH.* (10-19)	1-1	13	35	26	9	0.7	1	6	31	36	0	357	3	37	81.1	49	366
at Toledo* (10-26)	DNP																
BUFFALO* (11-2)	1-0	6	3	14	-11	-1.8	1	2	9	15	1	90	0	38	60.0	21	79
at Akron* (11-12)	1-0	0	0	0	0	0	0	0	0	0	0	0	0	0	0	0	0
at NIU* (11-19)	1-0	0	0	0	0	0	0	0	0	0	0	0	0	0	0	0	0
KENT STATE* (11-29)	DNP																
vs. Pittsburgh (12-26)	1-0	0	0	0	0	0	0	0	0	1	0	0	0	0	0	1	0
TOTALS	8-1	24	41	55	-14	-0.6	2	6	43	57	0	462	3	38	76.8	81	448
2019 Season	Gp-Gs	TC	Gain	Loss	Net	Avg	Td	Lg	Comp	Att	Int	Yds	Td	Lg	Pct	Plays	Yards
at Kent State* (11-4)	1-1	11	11	27	-16	-1.5	1	5	21	35	2	241	2	24	60.0	46	225
at Ball State* (11-11)	1-1	17	119	1	118	6.9	3	31	17	29	0	255	1	71	58.6	46	373
TOLEDO* (11-18)	1-1	15	46	36	10	0.7	0	15	25	38	1	244	4	22	65.8	53	254
CENTRAL MICHIGAN* (11-27)	1-1	15	70	13	57	3.8	2	20	23	37	3	365	0	79	62.2	52	422
at Western Michigan* (12-5)	1-1	13	22	11	11	0.8	1	5	19	30	0	315	3	66	63.3	43	326
NORTHERN ILLINOIS* (12-12)																	
TOTALS	5-5	71	268	88	180	2.5	7	31	105	169	6	1420	10	79	62.1	240	1600





JAKE JULIEN

PUNTER

#31

JR.-JR. • 6-2 • 217 LBS.

BARRIE, ONTARIO, CANADA-NORTH COLLEGIATE
LETTERS WON: 3 (2017, 2018, 2019)

🐦 @JAKEJULIEN

EMU: Ranks first in the EMU record books with a 43.8 season punting average...Only punter in Eastern Michigan history to record two 70+ yard punts in his career...**2020:** Recognized as a nominee for the Ray Guy Award...**2019:** Earned Second Team All-MAC from Phil Steele's College Football Preview and fourth team preseason honors from Athlon Sports...Appeared in all 13 games for the Eagles...Totaled 13 50+ punts and 19 inside the 20-yard line...Tallied eight punts with a long of 44 yards, including two inside the 20 at Illinois (Sept. 14)...Belted two punts for an average of 50 yards, including a long of 53-yards against Western Michigan (Oct. 19)...Collected MAC West Special Teams Player of the Week after his performance versus the Broncos...Booted two punts over 50 yards against Buffalo (Nov. 2), Northern Illinois (Nov. 19), and Kent State (Nov. 29)...Notched five punts with three over 50 yards and four inside the 20 against Pittsburgh at the Quick Lane Bowl (Dec. 26)...**2018:** Selected Second Team All-MAC...Named MAC West Special Teams Player of the Week five times in 2018 (Sept. 17, Oct. 1, Oct. 8, Oct. 22, Nov. 26)... Is the first Eagle to be honored with a MAC weekly award five times in a season in program history...Recognized for his efforts as a nominee for the 2018 Ray Guy Award...Served as EMU's punter in all 13 games...Punted 71 times for a total of 3,078 yards on the season...Booted 13 punts 50+ yards...24 punts pinned opponents inside the 20-yard line...Led Eastern's special teams efforts against Buffalo (Sept. 15). with five punts for a 49.0 average per boot, including a 68-yard boom that pinned Buffalo at its own eight-yard line...Called upon nine times in EMU's triple-overtime setback against Northern Illinois (Sept. 29), racking up 394 yards via punt, the 17th-most in program history...Registered five punts at Western Michigan (Oct. 6) tallying 242 yards, with four of his kicks pinning the Broncos inside their 20-yard-line...Longest punt of the day went a career-best 73 yards, the best punt for an Eagle since Nick Avondet booted for 74 yards against NIU in 1998.. Battling windy conditions at Ball State (Oct. 20), he averaged 41.4 yards per kick and twice pinned the Cardinals inside their 20-yard line...**2017:** Appeared as a punter in nine games...Punted 33 times for a total of 1,407 yards...Averaged over 42 yards per punt...Had a season-long 63 yard punt against Central Michigan (Nov. 8) during a game in which he averaged 51 yards over four punts...Had nine punts of longer than 50 yards...Eight punts went inside the EMU 20-yard line...**HIGH SCHOOL:** Two-time letterwinner at Barrie North Collegiate in Barrie, Ontario... Played under Mr. Hamilton as a kicker and punter...Won the GBSSA Conference championships and was awarded senior offensive MVP... Started playing football in Grade 11 after starting in soccer...Attended the Kohl's Kicking Camp and given a five-star punting rating by the camp and ranked 18th among potential incoming college punters...Also earned MVP for high school soccer and rugby...**PERSONAL:** Full Name: Jacob Christopher Julien...Son of Rob and Jessica Julien...Has one sister, Laurel...Sports management major.

Jake Julien's Game-by-Game Punting Statistics

2017 Season	Gp-Gs	No.	Yds	Avg.	Long	TB	FC	I20	50+	Blk.
Game										
CHARLOTTE (9-1)	DNP									
at Rutgers (9-9)	DNP									
OHIO (9-23)	1-0	3	116	38.7	45	0	0	2	0	0
at Kentucky (9-30)	1-0	6	240	40.0	52	1	0	1	1	0
at Toledo (10-7)	1-0	3	108	36.0	46	0	0	0	0	0
at Army West Point (10-14)	DNP									
WESTERN MICHIGAN (10-21)	1-0	2	95	47.5	50	0	0	1	1	0
at Northern Illinois (10-26)	1-0	7	321	45.9	56	1	0	2	3	1
BALL STATE (11-2)	1-0	2	87	43.5	49	0	0	1	0	0
at Central Michigan (11-8)	1-0	4	204	51.0	63	0	0	0	3	0
at Miami (OH) (11-15)	1-0	1	56	56.0	56	0	0	1	1	0
BOWLING GREEN (11-21)	1-0	5	180	36.0	46	0	1	0	0	0
TOTALS	9-0	33	1407	42.6	63	2	1	8	9	1

2018 Season	Gp-Gs	No.	Yds	Avg.	Long	TB	FC	I20	50+	Blk.
Game										
MONMOUTH (8-31)	1-0	3	146	48.7	58	0	0	1	1	0
at Purdue (9-8)	1-0	7	303	43.3	55	1	1	5	1	0
at Buffalo* (9-15)	1-0	5	245	49.0	68	1	0	2	2	0
at San Diego State (9-22)	1-0	3	116	38.7	46	0	1	1	0	0
NORTHERN ILLINOIS* (9-29)	1-0	9	394	43.8	55	0	3	1	1	0
at Western Michigan (10-6)	1-0	5	242	48.4	73	0	2	4	1	0
TOLEDO* (10-13)	1-0	5	207	41.4	48	1	1	1	0	0
at Ball State* (10-20)	1-0	5	207	41.4	57	1	0	2	2	0
ARMY WEST POINT (10-27)	1-0	4	201	50.2	71	1	0	0	1	0
CENTRAL MICHIGAN* (11-3)	1-0	6	248	41.3	47	0	2	0	0	0
AKRON* (11-10)	1-0	6	271	45.2	56	1	0	2	2	0
at Kent State* (11-23)	1-0	8	299	37.4	53	0	0	3	1	0
vs. Georgia Southern	1-0	5	199	39.8	54	1	2	2	1	0
TOTALS	13-0	71	3078	43.4	73	7	15	24	13	0

2019 Season	Gp-Gs	No.	Yds	Avg.	Long	TB	FC	I20	50+	Blk.
Game										
at Coastal Carolina (8-31)	1-0	3	145	48.3	59	0	1	0	1	0
at Kentucky (9-7)	1-0	4	174	43.5	49	0	0	2	0	0
at Illinois (9-14)	1-0	8	295	36.9	44	1	5	2	0	0
CENTRAL CONN. (9-21)	1-0	4	144	36.0	47	1	1	2	0	0
at CMU* (10-5)	1-0	4	153	38.2	48	0	1	1	0	0
BALL STATE* (10-12)	1-0	4	188	47.0	62	0	2	1	1	0
WESTERN MICH.* (10-19)	1-0	2	100	50.0	53	0	0	1	1	0
at Toledo* (10-26)	1-0	4	165	41.2	45	0	0	1	0	0
BUFFALO* (11-2)	1-0	4	189	47.2	64	0	0	1	2	0
at Akron* (11-12)	1-0	2	103	51.5	66	0	0	1	1	0
at NIU* (11-19)	1-0	2	106	53.0	55	2	0	0	2	0
KENT STATE* (11-29)	1-0	4	182	45.5	52	0	1	3	2	0
vs. Pittsburgh (12-26)	1-0	5	246	49.2	54	0	1	4	3	0
TOTALS	13-0	50	2190	43.8	66	4	12	19	13	0

2020 Season	Gp-Gs	No.	Yds	Avg.	Long	TB	FC	I20	50+	Blk.
Game										
at Kent State* (11-4)	1-0	2	86	43.0	48	0	1	2	0	0
at Ball State* (11-11)	1-0	3	132	44.0	47	1	1	1	0	0
TOLEDO* (11-18)	1-0	6	265	44.2	52	0	3	2	1	0
CENTRAL MICHIGAN* (11-27)	1-0	2	94	47.0	50	0	1	2	1	0
at Western Michigan* (12-5)	1-0	1	38	38.0	38	0	0	1	0	0
NORTHERN ILLINOIS* (12-12)										
TOTALS	5-0	14	615	43.9	53	1	7	9	2	0

Jake Julien's Career Punting Statistics

Season	Gp-Gs	No.	Yds.	Avg.	Long	TB	FC	I20	50+	Blk.
2017	9-0	33	1407	42.6	63	2	1	8	9	1
2018	13-0	71	3078	43.4	73	7	15	24	13	0
2019	13-0	50	2190	43.8	66	4	12	19	13	0
2020	5-0	14	615	43.9	53	1	7	9	2	0
TOTALS	40-0	168	7290	43.4	73	14	35	60	37	1





TURAN RUSH

DEFENSIVE LINE

#99

SR.-SR. • 6-2 • 249 LBS.

CHARLESTON WEST SIDE, W.VA.-CAPITAL-ANTELOPE VALLEY
LETTERS WON: 2 (2018, 2019)

@304TURANRUSH



CHAD RYLAND

KICKER

#38

JR.-JR. • 6-0 • 175 LBS.

LEBANON, PA.-CEDAR CREST
LETTERS WON: 2 (2018, 2019)

@C_RYLAND9

EMU: 2020: Team captain...**2019:** Started 12 contests with the third-most tackles-for-loss on the team with 6.0...Had a two-sack day against Ball State (Oct. 12)...Finished with six tackles against Toledo (Oct. 26)...Had four stops against Kentucky (Sept. 7) and Western Michigan (Oct. 19)...**2018:** Appeared in all 13 games for the Green and White, marking one start on defensive line...Finished with 22 tackles, 3.5 tackles-for-loss, three sacks, and one forced fumble...Recorded a career high four tackles against Monmouth (Aug. 31)...**ANTELOPE VALLEY:** Played in 10 games in 2017, recording 36 tackles (12 solo, 24 assist) to go along with 5.5 sacks for a loss of 32 yards...Registered 10 tackles-for-loss as well as three pass breakups and an interception...Selected Second Team All-American Pacific Conference...Posted nine stops against San Diego Mesa while notching 4.5 TFLs for a loss of 25 yards against LA Valley...**HIGH SCHOOL:** Attended Capital High School and played under Head Coach Jon Carpenter as a Cougar...As a senior, earned first team all-state honors by the West Virginia Sports Writers Association...Recorded 83 tackles, 13 tackles-for-loss, and 11 sacks in 2016...Played in the North-South Football Classic...**PERSONAL:** Full name: Turan De'Angelo Rush...Son of Turan Rush and Africa Scott...Has a brother, Turay, and three sisters, Ajee, Tyann, and Tariyah...Special education major.

Turan Rush's Game-by-Game Defensive Statistics

2018 Season	Gp-Gs	S	A	Loss	Sacks	Int	Ff	Fr	PB	Total Tack
MONMOUTH (Aug. 31)	1-0	3	1	1.0-5	1.0-5	0	1	0	1	4
at Purdue (Sept. 8)	1-0	1	0	1	0	0	0	0	0	1
at Buffalo (Sept. 15)	1-0	2	1	0	0	0	0	0	0	3
at San Diego St. (Sept. 22)	1-0	1	0	1.0-8	1.0-8	0	0	0	0	1
NORTHERN ILL. (Sept. 29)	1-1	0	2	0	0	0	0	0	0	2
at Western Mich. (Oct. 6)	1-0	1	0	0	0	0	0	0	0	1
TOLEDO (Oct. 13)	1-0	1	1	1.5-10	1.0-9	0	0	0	0	2
at Ball State (Oct. 20)	1-0	2	1	0	0	0	0	0	0	3
ARMY (Oct. 27)	1-0	0	0	0	0	0	0	0	0	0
CENTRAL MICH. (Nov. 3)	1-0	0	1	0	0	0	0	0	1	1
AKRON (Nov. 10)	1-0	0	0	0	0	0	0	0	0	0
at Kent State (Nov. 23)	1-0	3	0	0	0	0	0	0	0	3
vs. Ga. Southern (Dec. 15)	1-0	0	1	0	0	0	0	0	0	1
TOTALS	13-1	14	8	3.5-23	3.0-22	0	1	0	2	22

2019 Season	Gp-Gs	S	A	Loss	Sacks	Int	Ff	Fr	PB	Total Tack
at Coastal Carolina (8-31)	1-1	2	1	1.0-3	1.0-3	0	0	0	0	3
at Kentucky (9-7)	1-1	4	0	0	0	0	0	1	0	4
at Illinois (9-14)	1-1	2	0	1.0-9	1.0-9	0	0	0	0	2
CENTRAL CONN. (9-21)	1-1	2	0	1.0-7	1.0-7	0	0	0	0	2
at CMU* (10-5)	1-1	2	1	0	0	0	0	0	0	3
BALL STATE* (10-12)	1-1	3	1	2.0-7	2.0-7	0	1	0	0	4
WESTERN MICH.* (10-19)	1-0	0	4	0	0	0	0	0	1	4
at Toledo* (10-26)	1-1	2	4	0	0	0	0	0	0	6
BUFFALO* (11-2)	1-1	2	2	0	0	0	0	0	0	4
at Akron* (11-12)	1-1	0	1	0	0	0	0	0	0	1
at NIU* (11-19)	1-1	3	0	0	0	0	0	0	0	3
KENT STATE* (11-29)	1-1	3	0	0	1.0-1	0	0	0	0	3
vs. Pittsburgh (Dec. 26)	1-0	0	0	0	0	0	0	0	0	0
TOTALS	13-12	25	14	5.0-26	6.0-27	0	1	1	1	39

2019 Season	Gp-Gs	S	A	Loss	Sacks	Int	Ff	Fr	PB	Total Tack
at Kent State* (11-4)	1-1	1	2	2.0-5	1.0-5	0	0	0	0	3
at Ball State* (11-11)	1-1	4	2	2.0-10	2.0-10	0	0	0	0	6
TOLEDO* (11-18)	1-1	0	1	0.5-4	0.5-4	0	0	0	0	1
CENTRAL MICHIGAN* (11-27)	1-1	0	4	0	0	0	0	0	0	4
at Western Michigan* (12-5)	1-1	0	0	0	0	0	0	0	0	0
NORTHERN ILLINOIS* (12-12)										
TOTALS	5-5	5	9	4.5-19	3.5-19	0	0	0	0	14

EMU: Tied for fifth all-time in PATs made and attempted at EMU...Has connected on 26 field goals, which ranks seventh in program history...**2019:** His 38 PATs made is tied for fifth in a single-season at EMU...Earned Academic All-MAC honors...Named the MAC Special Teams Player of the Week Honors on Sept. 16...Drilled a 24-yard, game-winning field goal to down Illinois (Sept. 14)...Connected on a career-best 52-yard field goal at Illinois...The kick is tied for the second-best in school history, and is the longest made EMU field goal since the 2015 season...Notched three made field goals against Pittsburgh in the Quick Lane Bowl (Dec. 26), which is tied for eighth for a single-game mark...**2018:** Appeared in all 13 games as the Eagles' primary field goal and PAT kicker...Knocked in all attempted PATs, tallying 41 makes...Made 12-of-20 field goal attempts on the year...Knocked in the game-winning, walk-off field goal in EMU's 20-19 defeat of Purdue, only the second "Power 5" victory in school history...Named MAC Player of the Week Sept. 10...Registered a career-long kick of 51 yards at San Diego State (Sept. 22)...Converted a season-high three field goals against Northern Illinois (Sept. 29)...**HIGH SCHOOL:** Attended Cedar Crest High School and played under Head Coach Rob Wildasin as a Falcon...Ranked as a five-star kicker and 24th in the nation for the class of 2018 by Kohl's kicking...Was a two-time all-county and all-league kicker...Averaged 61.9 yards per kickoff and went 4-for-7 on field goal tries as a senior...Was a four-year varsity starter in soccer...Was a three-year varsity starter in baseball...**PERSONAL:** Full name: Chad Michael Ryland...Son of Todd and Debra Ryland...Supply chain management major.


Chad Ryland's Game-by-Game Kicking Statistics

2018 Season	Gp-Gs	Md-Att	Lg	PAT Kick
MONMOUTH (8-31)	1-0	1-1	33	6-6
at Purdue (9-8)	1-0	2-2	27	2-2
at Buffalo* (9-15)	1-0	0-0	0	4-4
at San Diego State (9-22)	1-0	2-2	51	2-2
NORTHERN ILLINOIS* (9-29)	1-0	3-5	42	2-2
at Western Michigan (10-6)	1-0	1-2	39	3-3
TOLEDO* (10-13)	1-0	0-1	0	4-4
at Ball State* (10-20)	1-0	0-1	0	6-6
ARMY WEST POINT (10-27)	1-0	0-0	0	0-0
CENTRAL MICHIGAN* (11-3)	1-0	1-2	26	2-2
AKRON (Nov. 10)	1-0	2-3	41	3-3
at Kent State* (11-23)	1-0	0-1	0	4-4
vs. Georgia Southern (12-15)	1-0	0-0	0	2-2
TOTALS	13-0	12-20	51	41-41

2019 Season	Gp-Gs	Md-Att	Lg	PAT Kick
at Coastal Carolina (8-31)	1-0	1-1	26	3-3
at Kentucky (9-7)	1-0	1-1	24	2-2
at Illinois (9-14)	1-0	2-2	52	2-3
CENTRAL CONN. (9-21)	1-0	0-1	0	2-2
at CMU* (10-5)	1-0	1-1	42	1-1
BALL STATE* (10-12)	1-0	1-1	52	2-3
WESTERN MICH.* (10-19)	1-0	2-4	31	2-2
at Toledo* (10-26)	1-0	2-3	29	2-2
BUFFALO* (11-2)	1-0	0-0	0	2-2
at Akron* (11-12)	1-0	0-0	0	6-6
at NIU* (11-19)	1-0	1-1	27	6-6
KENT STATE* (11-29)	1-0	0-1	0	2-3
vs. Pittsburgh (Dec. 26)	1-0	3-3	48	3-3
TOTALS	13-0	14-19	52	35-38

Field Goals	PAT			
2019 Season	Gp-Gs	Md-Att	Lg	Kick
at Kent State* (11-4)	1-0	1-2	34	0-1
at Ball State* (11-11)	1-0	1-2	52	4-4
TOLEDO* (11-18)	1-0	0-0	0	2-2
CENTRAL MICHIGAN* (11-27)	1-0	3-3	34	2-2
at Western Michigan* (12-5)	1-0	4-4	46	5-5
NORTHERN ILLINOIS* (12-12)				
TOTALS	5-0	9-11	52	13-14





More than 300 alumni, donors, and guests joined staff from the Eastern Michigan University Department of Athletics and campus administration to usher in a new era in EMU athletics with the grand opening of the Student-Athlete Performance Center, Aug. 27, 2019. In use by student-athletes since mid-July, the event welcomed members of the public to the new facility for the first time.

The first major construction project on the athletics campus since the opening of the Convocation Center in 1998, the Student Athlete Performance Center is the first phase of the athletic department's plan to build a safe and highly-effective atmosphere for its student-athletes through the continual revitalization of its facilities and athletic campus.

Breaking ground in the fall of 2018, the new sports medicine and training facilities provides a 63,000 square foot structure that houses the sports medicine, performance and equipment operations areas. Additionally, the facility has locker rooms, coaches' offices, and meeting spaces for the football team, while also including a new video board inside Ryneerson Stadium. Designed to enhance the student-athlete and fan experience at Eastern Michigan, the two story building offers a wide variety of operational spaces and amenities which allow for that goal to be met.

When entering the building, students and guests first walk along a beautiful 18-foot by 16-foot Block E brick hardscape in which donors shared their EMU stories and support of the project. Through the main entrance is the Clouse Family Atrium, a 1,288 square foot welcome room that displays the championship success of Eastern Michigan athletics throughout its history. The atrium also features a floor-to-ceiling glass panel entrance to Ryneerson Stadium, and a 12 foot tall replica of the Mid-American Conference championship trophy. The trophy, which boasts a large "150," across the front, showcases EMU's athletics success in the MAC, including its conference-best 150 team championships.

The east side of the main-floor houses a new equipment room, which includes offices, a full-service laundry facility, and extensive storage spaces for athletic apparel and uniforms, as well as a state of the art strength and conditioning center. Dubbed "T.J.'s Garage," in honor of EMU great and former NFL Pro-Bowler T.J. Lang, the Thomas J. Lang Strength and Conditioning Center, named after T.J.'s late father, provides 7,000-plus square foot performance center, which includes inlaid weight tracks, cardio training, plyometric training, and a nutrition center. Two roll up garage doors serve as the football team's entrance into "The Factory," at Ryneerson Stadium.

Next to the locker room are eight team meeting rooms which house different position groups individually. The area also includes a full-team meeting room equipped with state-of-the-art audio-video equipment, "Block E," branded seating, and a theatre design, which allows the entire team to see and hear clearly.

Down the Michael Hawks Hall on the ground floor is the Phil Incarnati Football Locker Room, a modern space with an industrial flair that includes 115 lockers and access to the Brian Clouse Players Lounge, a space that allows football student-athletes to study, and bond with teammates.

The top-floor portion of the newly constructed building is home to a sports medicine center, hydrotherapy room, recruiting lounge, and entertainment corridor, among other offices.

At nearly 5,000 square feet, the sports medicine center features rehabilitation equipment, medical examination rooms, athletic training offices, and medical storage. The space allows student-athletes across multiple sports the opportunity to be treated by an exceptional staff in first-class facilities. Attached to the sports medicine center is the hydrotherapy room. Containing three in-ground therapy pools, the hydrotherapy room features an underwater treadmill pool, cold plunge pool, and a hot/cold therapy pool.

Overlooking Ryneerson Stadium is the recruiting lounge. The 638 square-foot lounge offers a dynamic new entertainment space which is sure to enhance recruiting and alumni experiences for years to come. Along with the lounge comes the entertainment corridor. The corridor will be able to be utilized for entertainment opportunities for invited alumni, friends and fans of Eastern Michigan.

Located on top of the building, the LED display measures 29 feet high by 53 feet wide. The entire scoreboard structure will measure 40 feet high by 60 feet wide to bring more than 2,000 square feet of visual real estate to events held at the stadium. The LED portion of the scoreboard will feature a 15HD pixel layout, the premier technology for outdoor sports used at many professional facilities. A fixed-digit scoreboard is a part of the project to provide standard game information including score, time remaining, down and distance, and more.

EMU STUDENT-ATHLETE PERFORMANCE & SUCCESS CENTER

Cost - \$20 million

Building Time Frame -

Construction Started: July 2018
Grand Opening: August 27, 2019

Building Facts -

16,000 cubic yards of concert
25,000 cubic yards of dirt moved
300 tons of structural steel
58,000 square feet facility

Design/Build Team -

Barton-Malow Company



THE FACTORY

Toughness. Pride. Resilience. Those key words describe the EMU football program under Head Coach **Chris Creighton**. They are also terms befitting the proud residents of southeastern Michigan and their hard-working demeanor.

Inspired by this region of the state and the student-athletes' own backgrounds, the team has challenged itself to be "E Tough," committed to great effort, sacrifice and triumphing in the face of adversity. In this spirit, the team has nicknamed Ryneerson Stadium "The Factory," a place where coaches and staff will go to work each day to help "E Tough" student-athletes become scholars, leaders, champions and impact men. "The Factory" will be highlighted by Division I Football's first gray FieldTurf playing surface.

Since taking over reigns of EMU Football in December 2013, Creighton has rallied the program to "close the gap" between its current status and the pursuit of its true potential. He has studied the school, its surroundings, recruiting base and the current student-athletes. The one common thread throughout has been an uncommon 'toughness' that permeates the program.

In this spirit, the program's E Tough mentality represents:

Team first
Obsessed with getting better
Unwavering in adversity
Great effort
Heart

The concept of the "EMU Gray" field was born during one of the squad's notoriously intense winter workouts in 2014. The squad was challenged to an outdoor practice on the snow-covered Ryneerson Stadium field rather than the warm confines of their indoor practice facility. True to their E Tough demeanor, the team accepted the challenge. Throughout each drill of the bitter cold practice, Creighton delivered the message that EMU Football has the will to compete against "anyone, anytime and anywhere... even on a parking lot covered with broken glass." Inspired by his team's toughness and commitment that day, Creighton's idea of an "EMU Gray" field was born and soon shared with administrators.

The new look within Ryneerson Stadium, and moniker, "The Factory" serves as visual and name recognition for the program's ideals. They are a constant reminder to the student-athletes that being E Tough means coming ready to roll up their sleeves and to never give in or let up.

"Our colors are green and white but our collars are blue," said Creighton. "The Factory is where our coaching staff goes to work and our players develop. It is our home and one that we will protect. When opponents come to The Factory we want to make it known that they are in for a 60-minute fight. Our goal is to make it one of the toughest places to play in the Mid-American Conference."

Southeastern Michigan has long been viewed as one of the most significant manufacturing centers in the country, and the iconic 'Automotive Capital of the World.' Despite battling difficult times in recent years, local communities' toughness and resilience has been on display, as the region is experiencing a dramatic rebirth.

EMU football student-athletes come from these communities and have brought this toughness to the team. Ypsilanti has its own proud history in the automobile and manufacturing industries. The city was the home of Apex Motors, Preston Tucker and his Preston '48, and the last Hudson automobile dealership. The nearby Willow Run manufacturing complex played a critical role in producing B-24 "Liberator" heavy bombers in the early years of World War II. It was also at this location that Rose Will Monroe, the film and poster representation of "Rosie the Riveter," actually worked as a riveter before becoming the manufacturing icon of the era.

BUILDING BLOCKS


When Head Coach Chris Creighton came onboard in 2014 he helped establish some new EMU initiatives.

- **The Wrench** - a 51-pound pipe wrench given to Coach Creighton. It helps serve as a symbol of the team's mission to "close the gap." The tool's vices represent the gap.
- **The Wall** - prior to running onto the field at home games EMU will break through a cinder block wall.
- **Hammers of the Week** - the coaching staff will select hammers of the week for the big hit of the week. The selected players will have their number put on the sledge hammers used to knock down the wall.
- **Eagle Walk** - a pregame prep rally outside the entrance of the stadium. The football team will arrive along with a special performance by the EMU marching band.



"The wrench, the field, the concrete wall, we know people will have comments, but they all have real meaning for us. It all goes back to the idea of investing, and working for something. It is about putting on those steel-toed boots, and going to work."

- Head Coach **Chris Creighton**





Alphabetical Roster

No.	Name
76	Richard Bates Jr.
30	Trey Bess
4	Hassan Beydoun**
46	Steve Bird
23	Blake Bogan**
27	Darius Boone Jr.
96	DeZaun Brooks
56	Charles Brown Jr.
48	Chris Bruglio
53	Matthew Buschman*
44	Luke Cameron
86	Bryson Cannon*
27	David Carter Jr.
95	Mikah Coleman
54	Zack Conti
93	Jordan Crawford
21	Robert Daniel Jr.
18	Jacob Delso
69	Jake Donnellon***
77	Brian Dooley**
75	Dimitri Douglas
80	Dylan Drummond**
78	Jason Eaton
34	Samson Evans
9	Carthell Flowers**
38	Michael Foor
87	Evan Furtney
83	Jere Getzinger Jr.
42	Jack Goodman
59	Daniel Greene
1	Jairus Grissom*
51	Aaron Hamilton
97	Mikey Haney*
88	Zach Hartsfield
5	Korey Hernandez*
39	Adam Heston
26	Tristen Hines
22	Joey Hiser
91	Clay Holford***
68	Alex Howie
12	Jeff Hubbard***
45	Brycen Huddleston
10	Preston Hutchinson
3	Aaron Jackson
52	DJ Jackson
41	Justin Jefferson
71	Marcellus Johnson*
67	Broderick Jordan
29	Jent Joseph
31	Jake Julien***
61	Zachariah Kadri
6	Christopher Kaminski

EASTERN MICHIGAN UNIVERSITY FOOTBALL ROSTER

No.	Name	Pos	Ht	Wt	Class	Hometown-Previous School
1	Jairus Grissom*	QB	6-2	204	Jr.	Detroit, Mich.-River Rouge
2	Thomas Odukoya**	TE	6-6	258	Sr.	Almere, Netherlands-Helen Parkhurst-Garden City C.C.
3	Aaron Jackson	TE	6-2	220	So.	Detroit, Mich.-Cass Technical
3	Timarcus Simpson*	DB	5-11	178	So.	Tampa, Fla.-Sickles
4	Hassan Beydoun**	WR	5-8	173	Jr.	Dearborn, Mich.-Dearborn
5	Korey Hernandez*	DB	5-11	178	Jr.	Decatur, Ga.-Cedar Grove-Arkansas-Iowa Western C.C.
6	Christopher Kaminski	QB	6-3	212	Fr.	South Lyon, Mich.-South Lyon East
6	Alvinoski LaFleur*	DB	6-0	192	Sr.	Lake Charles, La.-LaGrange-Coffeyville C.C.
7	Freddie McGee III***	DB	5-8	170	Sr.	Canton, Mich.-Salem
7	Isaac Stiebeling	WR	6-4	204	Sr.	Fort Wayne, Ind.-Snider
8	T.J. Peavy	DB	5-10	178	Fr.	Fayetteville, Ga.-Sandy Creek-Air Force
9	Carthell Flowers**	DB	6-2	193	Jr.	Syracuse, N.Y.-Nottingham
9	Baron May	QB	6-0	196	Fr.	New Philadelphia, Ohio-New Philadelphia
10	Preston Hutchinson	QB	6-2	203	Jr.	Mason, Ohio-Mason
10	Tariq Speights*	LB	5-10	230	Jr.	Valencia, Calif.-Valencia-College of the Canyons
11	Isaiah Watson	DB	5-10	166	So.	Baltimore, Md.-Calvert Hall
12	Jeff Hubbard***	DB	5-11	188	Sr.	Atlanta, Ga.-Woodward Academy
12	C.J. Parks	WR	5-10	175	Jr.	Santa Ana, Calif.-Mater Dei-Cerritos College
13	Russell Vaden IV*	DB	6-3	212	Jr.	Louisville, Ky.-Moore
14	Corry Thomas Jr.	DB	5-10	162	Fr.	Ecorse, Mich.-Westlake (Ga.)
15	Jerodd Vines*	DB	6-0	177	So.	Detroit, Mich.-Central
16	Kaiden Keefe	WR	6-2	167	Fr.	Highlands Ranch, Colo.-Valor Christian
17	Mark Lee Jr.	DB	6-0	180	Fr.	Columbus, Ohio-Northland
18	Jacob Delso	WR	6-0	172	Fr.	Okmulgee, Okla.-Checotah
19	Myles McNeal	DB	5-10	174	Fr.	Pontiac, Mich.-Grand Blanc
20	Rico Small	WR	6-0	165	Fr.	Willoughby, Ohio-Willoughby South
21	Robert Daniel Jr.	DB	6-0	192	So.	Oak Park, Mich.-Oak Park
22	Joey Hiser	DB	6-0	178	Jr.	Dexter, Mich.-Dexter
22	Karmi Mackey*	RB	6-1	226	So.	Seffner, Fla.-Seffner Christian Academy
23	Blake Bogan**	DB	6-2	200	Jr.	Grand Blanc, Mich.-Grand Blanc
24	Tanner Knue	WR	5-11	171	So.	Mason, Ohio-Mason
24	Thomas Shorack	DB	5-11	167	Jr.	Renton, Wash.-O'Dea-Arizona State
25	Jalen Weathers	DB	5-11	178	Jr.	Chicago, Ill.-Mount Carmel-Trinity
25	Josh McCarty	RB	5-11	198	Fr.	Troy, Mich.-Orchard Lake St. Mary's
26	Tristen Hines	DB	5-11	170	Fr.	Milan, Mich.-Milan
27	Darius Boone Jr.	RB	5-11	205	Fr.	Tulsa, Okla.-Union
27	David Carter Jr.	DB	5-11	175	Fr.	Ecorse, Mich.-River Rouge
28	Greg Kelley	DB	6-2	215	Fr.	Leander, Texas-Leander
28	Xavier Smith	WR	5-9	158	Fr.	Detroit, Mich.-River Rouge
29	Jent Joseph	WR	5-11	159	Fr.	New Philadelphia, Ohio-New Philadelphia
29	Kempton Shine*	DB	5-11	182	Fr.	Chicago, Ill.-St. Rita
30	Trey Bess III	RB	5-9	183	Fr.	McRae, Ga.-Telfair County
31	Jake Julien***	P	6-2	217	Sr.	Barrie, Ontario-North Collegiate
31	Zach Walling	WR	6-3	203	Fr.	Toledo, Ohio-Whitmer
32	Terry Myrick***	LB	6-0	217	Fr.	Austell, Ga.-Woodward Academy
33	DJ Smith	RB	5-9	189	Fr.	Dallas, Texas-Frisco Lone Star
34	Samson Evans	RB	6-0	210	So.	Crystal Lake, Ill.-Prairie Ridge-Iowa
35	Kolton Malinczak	WR	5-7	151	Fr.	Saline, Mich.-Saline
35	Caleb Richwine	K	6-2	182	Fr.	Carlisle, Pa.-Carlisle
36	EJ Williams	DB	6-1	207	So.	Indianapolis, Ind.-Pike
37	Blake Ochsendorf	P	6-6	219	Jr.	Savage, Minn.-Prior Lake-Minnesota State Moorhead
38	Chad Ryland**	K	6-0	175	Jr.	Lebanon, Pa.-Cedar Crest
38	Michael Foor	RB	5-11	201	So.	Carleton, Mich.-Airport
39	Adam Heston	P	6-1	193	Fr.	Sewell, N.J.-St Augustine Prep
39	Kendric Nowling	DB	6-2	209	Fr.	Chicago, Ill.-Marist
40	Bryce Sloan	WR	6-2	160	Fr.	Aurora, Colo.-Regis Jesuit
41	Justin Jefferson	LB	5-11	233	Fr.	Chicago, Ill.-Brother Rice
40	Jack Goodman	DB	6-1	206	Fr.	Battle Creek, Mich.-Lakeview
44	Luke Cameron	LB	6-1	217	Jr.	Kokomo, Ind.-Kokomo-Army West Point
45	Brycen Huddleston	LB	6-0	216	Fr.	Ft. Thomas, Ky.-Highlands
46	Steve Bird	LS	5-10	213	So.	Phoenix, Ariz.-Sandra Day O'Connor
47	Peyton Knight	LS	6-1	202	Fr.	Indianapolis, Ind.-Lutheran
48	Chris Bruglio	DL	6-0	218	So.	Chicago, Ill.-St. Rita
49	Steven Scheidt	LB	6-2	236	So.	Clovis, Calif.-Buchanan-Fresno City College
50	Rafe Reyes	OL	6-2	289	So.	Chelsea, Mich.-Chelsea





EASTERN MICHIGAN UNIVERSITY FOOTBALL ROSTER

No.	Name	Pos	Ht	Wt	Class	Hometown-Previous School
51	Aaron Hamilton	DL	6-2	286	Fr.	Alpharetta, Ga.-Johns Creek
52	DJ Jackson	DL	5-11	329	Jr.	Atlanta, Ga.-Hapeville Charter-Hutchinson C.C.
53	Matthew Buschman*	LB	6-2	220	So.	Brighton, Mich.-Brighton
54	Zack Conti	OL	6-6	295	Fr.	Trenton, Mich.-Trenton
55	Jose Ramirez	DL	6-2	238	So.	Lake Alfred, Fla.-Auburndale-Arizona-Riverside City
56	Charles Brown Jr.	LB	6-1	220	Fr.	Edgewood, Md.-Harford Technical
57	Michael Smith Jr.*	DL	6-3	316	Sr.	Frostproof, Fla.-Frostproof
58	Carter Stagner*	DL	6-4	234	So.	Birmingham, Mich.-Seaholm
59	Daniel Greene	OL	6-4	310	Fr.	Goodrich, Mich.-Goodrich
60	Mike Van Hoeven***	OL	6-5	306	Sr.	Paw Paw, Mich.-Paw Paw
61	Zachariah Kadri	OL	6-4	301	Jr.	Lynnwood, Wash.-Mountlake Terrace-Reedley College
62	Sidy (Sow) Lavallié**	OL	6-5	336	Jr.	Bromont, Quebec-J-H Leclerc-Champlain Lennoxville
63	Mickey Rewolinski	OL	6-5	270	So.	Caledonia, Wis.-Union Grove
65	Lucas Teszner	OL	6-5	289	Fr.	Ottawa Lake, Mich.-Whiteford
67	Broderick Jordan	OL	6-3	298	Fr.	Lansing, Mich.-Okemos
68	Alex Howie	OL	6-4	313	So.	Canton, Mich.-Salem
69	Jake Donnellon***	OL	6-5	300	Sr.	Ypsilanti, Mich.-Gabriel Richard
70	Samari Saddler	DL	6-2	295	So.	Cincinnati, Ohio-Moeller
71	Marcellus Johnson*	OL	6-4	303	So.	Normal, Ill.-Normal Community
72	William Racely	OL	6-4	285	Fr.	Flushing, Mich.-Flushing
73	Coleon Smith	OL	6-6	340	Fr.	Romulus, Mich.-Belleville
74	PJ Ross	OL	6-4	235	Fr.	Chicago, Ill.-Hope Academy-John Hope College
75	Dimitri Douglas	OL	6-4	299	So.	Saline, Mich.-Saline-Michigan State
76	Richard Bates Jr.	OL	6-3	297	Jr.	Kenner, La.-Scotlandville Magnet-Independence C.C.
77	Brian Dooley**	OL	6-7	300	So.	Bowling Green, Ohio-Toledo St. John's Jesuit
78	Jason Eaton	OL	6-7	320	Fr.	Clarksville, Tenn.-Clarksville
79	Jimi McAdams IV	OL	6-5	299	Fr.	Parma, Ohio-Padua Franciscan
80	Dylan Drummond**	WR	6-0	178	Jr.	Cleveland, Ohio-Cuyahoga Heights
81	Quian Williams*	WR	6-0	185	Jr.	Oklahoma City, Okla.-Southmoore
82	Gunnar Oakes**	TE	6-5	268	Jr.	Swanton, Ohio-Swanton
83	Jere Getzinger Jr.	TE	6-3	233	Fr.	West Branch, Mich.-Ogemaw Heights
84	Donivan Wright	WR	6-0	176	So.	Indianapolis, Ind.-Lawrence Central
86	Bryson Cannon*	TE	6-2	242	Sr.	Columbia, S.C.-Dutch Fork-Independence C.C.
87	Evan Furtney	TE	6-4	230	Fr.	Milan, Mich.-Milan
88	Zach Hartsfield	TE	6-3	234	Jr.	Bakersfield, Calif.-Centennial-Bakersfield College
89	Lucas Luft	TE	6-6	240	Jr.	Naples, Fla.-Gulf Coast-Fullerton
90	Grant Trueman	DL	6-3	229	Jr.	Chino Hills, Calif.-Chino Hills-Citrus College
91	Clay Holford***	DL	6-2	255	Sr.	Carrollton, Texas-Hebron
92	Alex Merritt*	DL	6-2	276	Fr.	Cincinnati, Ohio-Moeller
93	Jordan Crawford	DL	6-1	350	Jr.	Houston, Texas-Pearland-Tyler J.C.
95	Mikah Coleman	DL	6-5	252	Fr.	Reynoldsburg, Ohio-Reynoldsburg
96	DeZaun Brooks	DL	6-3	229	Fr.	Indianapolis, Ind.-Lawrence Central
97	Mikey Haney*	DL	6-4	249	So.	Maumee, Ohio-Maumee
98	Woo Scott**	DL	6-2	330	Sr.	Little Rock, Ark.-J.A. Fair-Independence C.C.
99	Turan Rush**	DL	6-2	249	Sr.	Charleston West Side, W.Va.-Capital-Antelope Valley

* - letters won

Alphabetical Roster

No.	Name
16	Kaiden Keefe
28	Greg Kelley
47	Peyton Knight
24	Tanner Knue
6	Alvinoski LaFleur*
17	Mark Lee Jr.
89	Lucas Luft
22	Karmi Mackey*
35	Kolton Malinczak
9	Baron May
79	Jimi McAdams IV
25	Josh McCarty
7	Freddie McGee III***
19	Myles McNeal
92	Alex Merritt*
32	Terry Myrick***
39	Kendric Nowling
82	Gunnar Oakes**
37	Blake Ochsendorf
2	Thomas Odukoya**
12	C.J. Parks
8	T.J. Peavy
72	William Racely
55	Jose Ramirez
63	Mickey Rewolinski
50	Rafe Reyes
35	Caleb Richwine
74	PJ Ross
99	Turan Rush**
38	Chad Ryland**
70	Samari Saddler
49	Steven Scheidt
98	Woo Scott**
29	Kempton Shine*
24	Thomas Shorack
3	Timarcus Simpson*
40	Bryce Sloan
20	Rico Small
73	Coleon Smith
33	DJ Smith
57	Michael Smith Jr.*
11	Xavier Smith
62	Sidy (Sow) Lavallié**
10	Tariq Speights*
58	Carter Stagner*
7	Isaac Stiebeling
65	Lucas Teszner
14	Corry Thomas Jr.
90	Grant Trueman
13	Russell Vaden IV*
60	Mike Van Hoeven***
15	Jerodd Vines*
31	Zach Walling
11	Isaiah Watson
25	Jalen Weathers
36	EJ Williams
81	Quian Williams*
84	Donivan Wright

EMU FOOTBALL 2020 - PRONUNCIATION GUIDE

Players

Beydoun, Hassanbay-DUNE
 Brooks, DeZaunDUH-shawn
 Bruglio, Chrisbrewg-LEO
 Foor, Michaelfour
 Grissom, Jairus JUH-eye-RUSS (rhymes with virus)
 Kadri, ZachariahKAH-dree
 Knue, Tannercanoe
 LaFleur, AlvinoskiLaF-leur, al-VIN-nof-SKI
 Mackey, KarmiCAR-my
 Malinczak, Koltonmal-IN-zack
 Ochsendorf, BlakeOX-send-dorf
 Odukoya, ThomasOH-duh-koi-AH
 Reyes, Raferay-PH
 Saddler, Samarisuh-MAR-ee
 Scheidt, StevenSH-ite
 Shorack, Thomasshore-ack
 Smith, ColeonCOLE-ee-on

Stagner, Carterstag-NER
 Stiebeling, IsaacSTEE-bling
 Sow, Sidycity sow (rhymes with cow)
 Rewolinski, Mickeyrev-UH-lin-ski
 Rush, Turantuh-RAN
 Teszner, Lucastez-ner
 VanHoeven, Mikevan-HOE-vuhn
 Vines, JeroddJUH-rod
 Williams, QuianKEY-on

Coaches

Creighton, ChrisCRAY-ton
 Neathery, NealNETH-er-ee
 Nunez, Jaynoon-YEZ
 Piatkowski, Mikepie-it-COW-ski
 Sewell, SamSOO-wull

EMU's Location

YpsilantiIP-sill-ANN-tee



**Numerical Roster**

No.	Name
1	Jairus Grissom*
2	Thomas Odukoya**
3	Aaron Jackson
3	Timarcus Simpson*
4	Hassan Beydoun**
5	Korey Hernandez*
6	Christopher Kaminski
6	Noski LaFleur*
7	Freddie McGee III***
7	Isaac Stiebeling
8	T.J. Peavy
9	Carthell Flowers**
9	Baron May
10	Preston Hutchinson
10	Tariq Speights*
11	Isaiah Watson
12	Jeff Hubbard***
12	C.J. Parks
13	Russell Vaden IV*
14	Corry Thomas Jr.
15	Jerodd Vines*
16	Kaiden Keefe
17	Mark Lee Jr.
18	Jacob Delso
19	Myles McNeal
20	Rico Small
21	Robert Daniel Jr.
22	Joey Hiser
22	Karmi Mackey*
23	Blake Bogan**
24	Tanner Knue
24	Thomas Shorack
25	Josh McCarty
25	Jalen Weathers
26	Tristen Hines
27	Darius Boone Jr.
27	David Carter Jr.
28	Greg Kelley
28	Xavier Smith
29	Jent Joseph
29	Kempton Shine*
30	Trey Bess III
31	Jake Julien***
31	Zach Walling
32	Terry Myrick***
33	DJ Smith
34	Samson Evans
35	Kolton Malinczak
35	Caleb Richwine
36	EJ Williams
37	Blake Ochsendorf
38	Chad Ryland**
38	Michael Foor
39	Adam Heston
39	Kendric Nowling
40	Bryce Sloan
41	Justin Jefferson
42	Jack Goodman

EASTERN MICHIGAN UNIVERSITY FOOTBALL ROSTER

No.	Name	Pos	Ht	Wt	Class	Hometown-Previous School
76	Richard Bates Jr.	OL	6-3	297	Jr.	Kenner, La.-Scotlandville Magnet-Independence C.C.
30	Trey Bess	RB	5-9	183	Fr.	McRae, Ga.-Telfair County
4	Hassan Beydoun**	WR	5-8	173	Jr.	Dearborn, Mich.-Dearborn
46	Steve Bird	LS	5-10	213	So.	Phoenix, Ariz.-Sandra Day O'Connor
23	Blake Bogan**	DB	6-2	200	Jr.	Grand Blanc, Mich.-Grand Blanc
27	Darius Boone Jr.	RB	5-11	205	Fr.	Tulsa, Okla.-Union
96	DeZaun Brooks	DL	6-3	229	Fr.	Indianapolis, Ind.-Lawrence Central
56	Charles Brown Jr.	LB	6-1	220	Fr.	Edgewood, Md.-Harford Technical
48	Chris Bruglio	DL	6-0	218	So.	Chicago, Ill.-St. Rita
53	Matthew Buschman*	LB	6-2	220	So.	Brighton, Mich.-Brighton
44	Luke Cameron	LB	6-1	217	Jr.	Kokomo, Ind.-Kokomo-Army West Point
86	Bryson Cannon*	TE	6-2	242	Sr.	Columbia, S.C.-Dutch Fork-Independence C.C.
27	David Carter Jr.	DB	5-11	175	Fr.	Ecorse, Mich.-River Rouge
95	Mikah Coleman	DL	6-5	252	Fr.	Reynoldsburg, Ohio-Reynoldsburg
54	Zack Conti	OL	6-6	295	Fr.	Trenton, Mich.-Trenton
93	Jordan Crawford	DL	6-1	350	Jr.	Houston, Texas-Pearland-Tyler J.
21	Robert Daniel Jr.	DB	6-0	192	So.	Oak Park, Mich.-Oak Park
18	Jacob Delso	WR	6-0	172	Fr.	Okmulgee, Okla.-Chicotah
69	Jake Donnellon***	OL	6-5	300	Sr.	Ypsilanti, Mich.-Gabriel Richard
77	Brian Dooley**	OL	6-7	300	So.	Bowling Green, Ohio-Toledo St. John's Jesuit
75	Dimitri Douglas	OL	6-4	299	So.	Saline, Mich.-Saline-Michigan State
80	Dylan Drummond**	WR	6-0	178	Jr.	Cleveland, Ohio-Cuyahoga Heights
78	Jason Eaton	OL	6-7	320	Fr.	Clarksville, Tenn.-Clarksville
34	Samson Evans	RB	6-0	210	So.	Crystal Lake, Ill.-Prairie Ridge-Iowa
9	Carthell Flowers**	DB	6-2	193	Jr.	Syracuse, N.Y.-Nottingham
38	Michael Foor	RB	5-11	201	So.	Carleton, Mich.-Airport
87	Evan Furtney	TE	6-4	230	Fr.	Milan, Mich.-Milan
83	Jere Getzinger	TE	6-3	233	Fr.	West Branch, Mich.-Ogemaw Heights
42	Jack Goodman	DB	6-1	206	Fr.	Battle Creek, Mich.-Lakeview
59	Daniel Greene	OL	6-4	310	Fr.	Goodrich, Mich.-Goodrich
1	Jairus Grissom*	QB	6-2	204	Jr.	Detroit, Mich.-River Rouge
51	Aaron Hamilton	DL	6-2	286	Fr.	Alpharetta, Ga.-Johns Creek
97	Mikey Haney*	DL	6-4	249	So.	Maumee, Ohio-Maumee
88	Zach Hartsfield	TE	6-3	234	Jr.	Bakersfield, Calif.-Centennial-Bakersfield College
5	Korey Hernandez*	DB	5-11	178	Jr.	Decatur, Ga.-Cedar Grove-Arkansas-Iowa Western C.C.
39	Adam Heston	P	6-1	193	Fr.	Sewell, N.J.-St Augustine Prep
26	Tristen Hines	DB	5-11	170	Fr.	Milan, Mich.-Milan
22	Joey Hiser	DB	6-0	178	Jr.	Dexter, Mich.-Dexter
91	Clay Holford***	DL	6-2	255	Sr.	Carrollton, Texas-Hebron
68	Alex Howie	OL	6-4	313	So.	Canton, Mich.-Salem
12	Jeff Hubbard***	DB	5-11	188	Sr.	Atlanta, Ga.-Woodward Academy
45	Brycen Huddleston	LB	6-0	216	Fr.	Ft. Thomas, Ky.-Highlands
10	Preston Hutchinson	QB	6-2	203	Jr.	Mason, Ohio-Mason
3	Aaron Jackson	TE	6-2	220	So.	Detroit, Mich.-Cass Technical
52	DJ Jackson	DL	5-11	329	Jr.	Atlanta, Ga.-Hapeville Charter-Hutchinson C.C.
41	Justin Jefferson	LB	5-11	233	Fr.	Chicago, Ill.-Brother Rice
71	Marcellus Johnson*	OL	6-4	303	So.	Normal, Ill.-Normal Community
67	Broderick Jordan	OL	6-3	298	Fr.	Lansing, Mich.-Okemos
29	Jent Joseph	WR	5-11	159	Fr.	New Philadelphia, Ohio-New Philadelphia
31	Jake Julien***	P	6-2	217	Sr.	Barrie, Ontario-North Collegiate
61	Zachariah Kadri	OL	6-4	301	Jr.	Lynnwood, Wash.-Mountlake Terrace-Reedley College
6	Christopher Kaminski	QB	6-3	212	Fr.	South Lyon, Mich.-South Lyon East
16	Kaiden Keefe	WR	6-2	167	Fr.	Highlands Ranch, Colo.-Valor Christian
28	Greg Kelley	DB	6-2	215	Fr.	Leander, Texas-Leander
47	Peyton Knight	LS	6-1	202	Fr.	Indianapolis, Ind.-Lutheran
24	Tanner Knue	WR	5-11	171	So.	Mason, Ohio-Mason
6	Alvinoski LaFleur*	DB	6-0	192	Sr.	Lake Charles, La.-LaGrange-Coffeyville C.C.
17	Mark Lee Jr.	DB	6-0	180	Fr.	Columbus, Ohio-Northland
89	Lucas Luft	TE	6-6	240	Jr.	Naples, Fla.-Gulf Coast-Fullerton
22	Karmi Mackey*	RB	6-1	226	So.	Seffner, Fla.-Seffner Christian Academy
35	Kolton Malinczak	WR	5-7	151	Fr.	Saline, Mich.-Saline
9	Baron May	QB	6-0	196	Fr.	New Philadelphia, Ohio-New Philadelphia
79	Jimi McAdams IV	OL	6-5	299	Fr.	Parma, Ohio-Padua Franciscan





EASTERN MICHIGAN UNIVERSITY FOOTBALL ROSTER

No.	Name	Pos	Ht	Wt	Class	Hometown-Previous School
25	Josh McCarty	RB	5-11	198	Fr.	Troy, Mich.-Orchard Lake St. Mary's
7	Freddie McGee III***	DB	5-8	170	Sr.	Canton, Mich.-Salem
19	Myles McNeal	DB	5-10	174	Fr.	Pontiac, Mich.-Grand Blanc
92	Alex Merritt*	DL	6-2	276	Fr.	Cincinnati, Ohio-Moeller
32	Terry Myrick***	LB	6-0	217	Sr.	Austell, Ga.-Woodward Academy
39	Kendric Nowling	DB	6-2	209	Fr.	Chicago, Ill.-Marist
82	Gunnar Oakes**	TE	6-5	268	Jr.	Swanton, Ohio-Swanton
37	Blake Ochsendorf	P	6-6	219	Jr.	Savage, Minn.-Prior Lake-Minnesota State Moorhead
2	Thomas Odukoya**	TE	6-6	258	Sr.	Almere, Netherlands-Helen Parkhurst-Garden City C.C.
12	C.J. Parks	WR	5-10	175	Jr.	Santa Ana, Calif.-Mater Dei-Cerritos College
8	T.J. Peavy	DB	5-10	187	Fr.	Fayetteville, Ga.-Sandy Creek-Air Force
72	William Racely	OL	6-4	285	Fr.	Flushing, Mich.-Flushing
55	Jose Ramirez	DL	6-2	238	So.	Lake Alfred, Fla.-Auburndale-Arizona-Riverside City
63	Mickey Rewolinski	OL	6-5	270	Fr.	Caledonia, Wis.-Union Grove
50	Rafe Reyes	OL	6-2	289	So.	Chelsea, Mich.-Chelsea
35	Caleb Richwine	K	6-2	182	Fr.	Carlisle, Pa.-Carlisle
74	PJ Ross	OL	6-4	235	Fr.	Chicago, Ill.-Hope Academy-John Hope College
99	Turan Rush**	DL	6-2	249	Sr.	Charleston West Side, W.Va.-Capital-Antelope Valley
38	Chad Ryland**	K	6-0	175	Jr.	Lebanon, Pa.-Cedar Crest
70	Samari Saddler	DL	6-2	296	So.	Cincinnati, Ohio-Moeller
49	Steven Scheidt	LB	6-2	236	So.	Clovis, Calif.-Buchanan-Fresno City College
98	Woo Scott**	DL	6-2	330	Sr.	Little Rock, Ark.-J.A. Fair-Independence C.C.
29	Kempton Shine*	DB	5-11	182	Fr.	Chicago, Ill.-St. Rita
24	Thomas Shorack	DB	5-11	167	Jr.	Renton, Wash.-O'Dea-Arizona State
3	Timarcus Simpson*	DB	5-11	178	So.	Tampa, Fla.-Sickles
40	Bryce Sloan	WR	6-2	160	Fr.	Aurora, Colo.-Regis Jesuit
20	Rico Small	WR	6-0	165	Fr.	Willoughby, Ohio-Willoughby South
73	Coleon Smith	OL	6-6	340	Fr.	Romulus, Mich.-Belleville
33	DJ Smith	RB	5-9	189	Fr.	Dallas, Texas-Frisco Lone Star
57	Michael Smith Jr.*	DL	6-3	316	Sr.	Frostproof, Fla.-Frostproof
28	Xavier Smith	WR	5-9	158	Fr.	Detroit, Mich.-River Rouge
62	Sidy (Sow) Lavallié*	OL	6-5	336	Jr.	Bromont, Quebec-J-H Leclerc-Champlain Lennoxville
10	Tariq Speights*	LB	5-10	230	Jr.	Valencia, Calif.-Valencia-College of the Canyons
58	Carter Stagner*	DL	6-4	234	So.	Birmingham, Mich.-Seaholm
7	Isaac Stiebeling	WR	6-4	204	Sr.	Fort Wayne, Ind.-Snider
65	Lucas Teszner	OL	6-5	283	So.	Ottawa Lake, Mich.-Whiteford
14	Corry Thomas Jr.	DB	5-10	162	Fr.	Ecorse, Mich.-Westlake (Ga.)
90	Grant Trueman	DL	6-3	229	Jr.	Chino Hills, Calif.-Chino Hills-Citrus College
13	Russell Vaden IV*	DB	6-3	212	Jr.	Louisville, Ky.-Moore
60	Mike Van Hoeven***	OL	6-5	306	Sr.	Paw Paw, Mich.-Paw Paw
15	Jerodd Vines*	DB	6-0	177	So.	Detroit, Mich.-Central
31	Zach Walling	WR	6-3	203	Fr.	Toledo, Ohio-Whitmer
11	Isaiah Watson	DB	5-10	166	So.	Baltimore, Md.-Calvert Hall
25	Jalen Weathers	DB	5-11	178	Jr.	Chicago, Ill.-Mount Carmel-Trinity
36	EJ Williams	DB	6-1	207	So.	Indianapolis, Ind.-Pike
81	Quian Williams*	WR	6-0	185	Jr.	Oklahoma City, Okla.-Southmoore
84	Donivan Wright	WR	6-0	176	So.	Indianapolis, Ind.-Lawrence Central

* - letters won

Numerical Roster

No.	Name
44	Luke Cameron
45	Brycen Huddleston
46	Steve Bird
47	Peyton Knight
48	Chris Bruglio
49	Steven Scheidt
50	Rafe Reyes
51	Aaron Hamilton
52	DJ Jackson
53	Matthew Buschman*
54	Zack Conti
55	Jose Ramirez
56	Charles Brown Jr.
57	Michael Smith Jr.*
58	Carter Stagner*
59	Daniel Greene
60	Mike Van Hoeven***
61	Zachariah Kadri
62	Sidy (Sow) Lavallié**
63	Mickey Rewolinski
65	Lucas Teszner
67	Broderick Jordan
68	Alex Howie
69	Jake Donnellon***
93	Samari Saddler
71	Marcellus Johnson*
72	William Racely
73	Coleon Smith
74	PJ Ross
75	Dimitri Douglas
76	Richard Bates Jr.
77	Brian Dooley**
78	Jason Eaton
79	Jimi McAdams IV
80	Dylan Drummond**
81	Quian Williams*
82	Gunnar Oakes**
83	Jere Getzinger Jr.
84	Donivan Wright
86	Bryson Cannon*
87	Evan Furtney
88	Zach Hartsfield
89	Lucas Luft
90	Grant Trueman
91	Clay Holford***
92	Alex Merritt**
93	Jordan Crawford
95	Mikah Coleman
96	DeZaun Brooks
97	Mikey Haney*
98	Woo Scott**
99	Turan Rush**

EAGLES BY THE NUMBERS

Geographically

Michigan.....	33
Ohio.....	14
Illinois	8
Georgia	7
Indiana	6
California	5
Florida	5
Oklahoma	3
Texas	3
Canada	2
Colorado	2
Kentucky.....	2
Louisiana.....	2
Maryland	2
Pennsylvania.....	2
Washington	2
Arizona	1

Geographically Continued...

Arkansas	1
Minnesota.....	1
Netherlands.....	1
New Jersey.....	1
New York.....	1
South Carolina.....	1
Tennessee	1
West Virginia	1
Wisconsin	1

Players By Class

Senior	14
Junior	25
Sophomore.....	23
Redshirt Freshman.....	21
Freshman.....	27






OFFENSE

Position	No.	Name	Ht.	Wt.	El.	GP	GS
X	81	Quian Williams*	6-0	185	Jr.	22	6
	18	Jacob Delso	6-0	172	Fr.	0	0
Z	24	Tanner Knue	5-11	171	So.	7	4
	80	Dylan Drummond**	6-0	178	Jr.	28	13
H	4	Hassan Beydoun**	5-8	173	Jr.	22	3
	3	Aaron Jackson	6-2	220	So.	4	1
Y	2	Thomas Odukoya**	6-6	258	Sr.	26	16
	86	Bryson Cannon*	6-2	242	Sr.	17	10
	83	Jere Getzinger Jr.	6-3	233	Fr.	5	0
	82	Gunnar Oakes**	6-5	268	Jr.	24	3
LT	71	Marcellus Johnson*	6-4	303	So.	18	5
	61	Zachariah Kadri	6-4	301	Jr.	3	0
LG	62	Sidy Sow**	6-5	336	Jr.	30	28
	68	Alex Howie	6-4	313	So.	3	0
C	60	Mike Van Hoeven***	6-5	306	Sr.	31	18
	76	Richard Bates Jr.	6-3	297	Jr.	7	1
	67	Broderick Jordan	6-3	298	Fr.	3	0
RG	69	Jake Donnellon***	6-5	300	Sr.	42	15
	72	William Racely	6-4	285	Fr.	4	0
RT	77	Brian Dooley**	6-7	300	So.	22	20
	65	Lucas Tesznar	6-5	289	Fr.	5	0
QB	10	Preston Hutchinson	6-2	203	Jr.	13	6
	1	Jairus Grissom*	6-2	204	Jr.	20	0
	6	Christopher Kaminski	6-3	212	Fr.	0	0
RB	27	Darius Boone Jr.	5-11	205	Fr.	4	2
	34	Samson Evans	6-0	210	So.	3	2
	33	DJ Smith	5-9	189	Fr.	4	1
	30	Trey Bess III	5-9	183	Fr.	3	0

SPECIAL TEAMS

Position	No.	Name	Ht.	Wt.	El.
P	31	Jake Julien**	6-2	217	Sr.
	39	Adam Heston	6-1	193	Fr.
PK	38	Chad Ryland*	6-0	175	Jr.
	35	Caleb Richwine	6-2	182	Fr.
LS	46	Steve Bird	5-10	213	So.
	47	Peyton Knight	6-1	202	Fr.
KO	38	Chad Ryland*	6-0	175	Jr.
	35	Caleb Richwine	6-2	182	Fr.
KR	81	Quian Williams*	6-0	185	Jr.
	80	Dylan Drummond**	6-0	178	Jr.
	33	DJ Smith	5-9	189	Fr.
PR	4	Hassan Beydoun**	5-8	173	Jr.
	33	DJ Smith	5-9	189	Fr.
HLD	31	Jake Julien**	6-2	217	Sr.
	24	Tanner Knue	5-11	171	So.



DEFENSE

Position	No.	Name	Ht.	Wt.	El.	GP	GS
END	99	Turan Rush**	6-2	249	Sr.	31	18
	55	Jose Ramirez	6-2	238	So.	9	1
NOSE	57	Michael Smith Jr.	6-3	316	Sr.	22	3
	98	Woo Scott**	6-2	330	Sr.	28	13
	93	Jordan Crawford	6-1	350	Jr.	5	0
DT	92	Alex Merritt	6-2	276	Fr.	9	4
	51	Aaron Hamilton	6-2	286	Fr.	5	1
BULL	97	Mikey Haney*	6-4	249	So.	19	15
	58	Carter Stagner*	6-4	234	So.	19	0
MIKE	10	Tariq Speights*	5-10	230	Jr.	13	5
	44	Luke Cameron*	6-1	217	Jr.	7	0
	49	Steven Scheidt	6-2	236	So.	3	1
WILL	32	Terry Myrick***	6-0	217	Jr.	40	19
	36	EJ Williams	6-1	207	So.	5	0
CB	7	Freddie McGee III***	5-10	170	Sr.	33	9
	15	Jerodd Vines*	6-0	177	So.	16	6
CB	29	Kempton Shine*	5-11	182	Fr.	9	4
	11	Isaiah Watson	5-10	166	So.	12	1
DOG	6	Alvinoski LaFleur*	6-0	192	Sr.	18	6
	8	T.J. Peavy	5-10	178	Fr.	4	0
FREE	17	Mark Lee Jr.	6-0	180	Fr.	5	1
	12	Jeff Hubbard***	5-11	188	Sr.	39	7
ROVER	5	Korey Hernandez*	5-11	178	Jr.	17	4
	39	Kendric Nowling	6-2	209	Fr.	3	0

EMU PRONUNCIATIONS

Players

Beydoun, Hassan	bay-DUNE
Brooks, DeZaun	DUH-shawn
Bruglio, Chris	brewg-LEO
Foor, Michael	four
Grissom, Jairus	JUH-eye-RUSS (rhymes with virus)
Kadri, Zachariah	KAH-dree
Knue, Tanner	canoe
LaFleur, Alvinoski	LaF-leur, al-VIN-nof-SKI
Mackey, Karmi	CAR-my
Malinczak, Kolton	mal-IN-zack
Ochsendorf, Blake	OX-send-dorf
Odukoya, Thomas	OH-duh-koi-AH
Reyes, Rafe	ray-PH
Saddler, Samari	suh-MAR-ee
Scheidt, Steven	SH-ite
Shorack, Thomas	shore-ack
Smith, Coleon	COLE-ee-on
Stagner, Carter	stag-NER
Stiebeling, Isaac	STEE-bling
Sow, Sidy	city sow (rhymes with cow)
Rewolinski, Mickey	rev-UH-lin-ski
Rush, Turan	tuh-RAN
Tesznar, Lucas	tez-ner
VanHoeven, Mike	van-HOE-vuhn
Vines, Jerodd	JUH-rod
Williams, Quian	KEY-on

Coaches

Creighton, Chris	CRAY-ton
Neathery, Neal	NETH-er-ee
Nunez, Jay	noon-YEZ
Piatkowski, Mike	pie-it-COW-ski
Sewell, Sam	SOO-wull

EMU's Location

Ypsilanti	IP-sill-ANN-tee
-----------	-----------------





2020 TEAM STATISTICS

Date	Opp.	---RUSHING---				--RECEIVING--				-----PASSING-----				--KICK RET--				--PUNT RET--				Total		
		No.	Yds	TD	Lg	No.	Yds	TD	Lg	Cmp	Att	Int	Yds	TD	Lg	No	Yds	TD	Lg	No	Yds	TD	Lg	off
Nov. 4	at Kent State*	46	212	2	33	21	219	2	26	21	29	1	219	2	26	2	41	0	23	0	0	0	0	431
Nov. 11	at Ball State*	41	227	3	31	17	250	1	71	17	29	0	250	1	71	4	40	0	21	1	11	0	11	477
Nov. 18	TOLEDO*	31	34	0	15	25	244	4	22	25	39	1	244	4	22	2	27	0	15	1	7	0	7	278
Nov. 27	CMU*	31	74	2	20	23	365	0	79	23	37	3	365	0	79	6	121	0	35	1	5	0	5	439
Dec. 5	at WMU*	46	218	3	44	19	315	3	66	19	30	0	315	3	66	3	44	0	23	0	0	0	0	533
Dec. 12	NIU*																							
	Totals	181	645	9	44	105	1420	10	79	105	170	6	1420	10	79	17	272	0	35	3	23	0	11	2065
	Opponent	237	1260	11	39	101	1272	11	68	101	148	3	1272	11	68	21	360	0	42	3	-2	0	0	2532

Games played: 5 Avg. per rush: 3.6 Avg. per catch: 13.5 Pass efficiency: 144.28 Kick ret avg.: 16.0 Punt ret avg.: 7.7
 All purpose avg./game: 494.0 Total offense avg./gm: 413.0

2020 OFFENSIVE STARTERS

Game	Y/H	LT	LG	C	RG	RT	WR/H/FB	WR/Z	QB	RB/TE	WR/X
at Kent St.*	Odukoya	Johnson	Sow	Van Hoeven	Bates	Dooley	Beydoun	Knue	Hutchinson	Boone	Williams
at Ball St.*	Odukoya	Johnson	Sow	Van Hoeven	Donnellon	Dooley	Cannon	Knue	Hutchinson	Evans	Williams
TOLEDO*	Odukoya	Johnson	Sow	Van Hoeven	Donnellon	Dooley	Beydoun	Knue	Hutchinson	Jackson	Williams
CMU*	Odukoya	Johnson	Sow	Van Hoeven	Donnellon	Dooley	Cannon	Beydoun	Hutchinson	Evans	Williams
at WMU*	Odukoya	Johnson	Sow	Van Hoeven	Donnellon	Dooley	Drummond	Knue	Hutchinson	Boone	Williams
NIU*											

2020 DEFENSIVE STARTERS

Game	DT	NOSE	END	BULL	MIKE	WILL	CB	CB	DOG	FREE	ROVER
at Kent St.*	Hamilton	Smith	Rush	Haney	Speights	Myrick	McGee	Vines	LaFleur	Vaden	Bogan
at Ball St.*	Merritt	Smith	Rush	Ramirez	Speights	Myrick	McGee	Vines	LaFleur	Vaden	Hernandez
TOLEDO*	Merritt	Smith	Rush	Scheidt	Speights	Myrick	Hernandez	Vines	LaFleur	Vaden	Bogan
CMU*	Merritt	Smith	Rush	Haney	Speights	Myrick	Hernandez	Watson	LaFleur	Lee	Hernandez
at WMU*	Merritt	Smith	Rush	Haney	Speights	Myrick	McGee	Hubbard	LaFleur	Shine	Hernandez
NIU*											





GAME PARTICIPATION/STARTS

#	PLAYER	GP-GS	KENTS	BALL	TOLED	CMU	WMU	NIU1
76	BATES, Richard	5/1	START	XXX	XXX	XXX	XXX	
30	BESS, Trey	3/-	...	XXX	XXX	XXX	XXX	
4	BEYDOUN, Hassan	4/3	START	...	START	START	XXX	
46	BIRD, Steve	5/-	XXX	XXX	XXX	XXX	XXX	
23	BOGAN, Blake	2/2	START	...	START	
27	BOONE, Darius	2/2	START	START	
96	BROOKS, DeZaun	2/-	...	XXX	XXX	XXX	XXX	
53	BUSCHMAN, M.	2/-	...	XXX	XXX	XXX	XXX	
44	CAMERON, Luke	5/-	XXX	XXX	XXX	XXX	XXX	
86	CANNON, Bryson	4/2	...	START	XXX	START	XXX	
93	CRAWFORD, J.	5/-	XXX	XXX	XXX	XXX	XXX	
21	DANIEL, Robert	1/-	XXX	
69	DONNELLON, Jake	4/4	...	START	START	START	START	
77	DOOLEY, Brian	5/5	START	START	START	START	START	
80	DRUMMOND, Dylan	2/1	XXX	START	
34	EVANS, Samson	3/2	...	START	...	START	XXX	
9	FLOWERS, C.	5/-	XXX	XXX	XXX	XXX	XXX	
83	GETZINGER, Jere	5/-	XXX	XXX	XXX	XXX	XXX	
1	GRISOM, Jarius	2/-	XXX	XXX	
51	HAMILTON, Aaron	2/1	START	XXX	
97	HANEY, Mikey	4/4	START	...	START	START	START	
5	HERNANDEZ, K.	5/4	XXX	START	START	START	START	
2H	HISER, Joey	3/-	XXX	XXX	XXX	
91	HOLFORD, Clay	2/-	XXX	XXX	
68	HOWIE, Alex	2/-	XXX	...	XXX	
12	HUBBARD, Jeff	5/1	XXX	XXX	XXX	XXX	START	
1Q	HUTCHINSON, P.	5/5	START	START	START	START	START	
3	JACKSON, Aaron	4/1	XXX	XXX	START	...	XXX	
52	JACKSON, DJ	3/-	XXX	XXX	XXX	
71	JOHNSON, M.	5/5	START	START	START	START	START	
67	JORDAN, B.	3/-	...	XXX	XXX	...	XXX	
2J	JOSEPH, Jent	1/-	XXX	
31	JULIEN, Jake	5/-	XXX	XXX	XXX	XXX	XXX	
61	KADRI, Z.	3/-	...	XXX	XXX	...	XXX	
24	KNUE, Tanner	5/4	START	START	START	XXX	START	
6	LAFLAUR, Noski	5/5	START	START	START	START	START	
17	LEE, Mark	5/1	XXX	XXX	XXX	START	START	
22	MACKEY, Karmi	1/-	XXX	
7	McGEE, Freddie	3/3	START	START	START	
19	MCNEAL, Myles	5/-	XXX	XXX	XXX	XXX	XXX	
92	MERRITT, Alex	5/4	XXX	START	START	START	START	
32	MYRICK, Terry	5/5	START	START	START	START	START	
3D	NOWLING, K.	3/-	XXX	XXX	XXX	
82	OAKES, Gunnar	3/-	XXX	XXX	XXX	
2	ODUKOYA, Thomas	5/5	START	START	START	START	START	
8	PEAVY, T.J.	4/-	...	XXX	XXX	XXX	XXX	
72	RACELY, William	4/-	XXX	...	XXX	XXX	XXX	
55	RAMIREZ, Jose	5/1	XXX	START	XXX	XXX	XXX	
99	RUSH, Turan	5/5	START	START	START	START	START	
38	RYLAND, Chad	5/-	XXX	XXX	XXX	XXX	XXX	
70	SADDLER, Samari	2/-	XXX	...	XXX	
49	SCHEIDT, Steven	3/1	XXX	XXX	START	
98	SCOTT, Woo	4/-	XXX	XXX	...	XXX	XXX	
29	SHINE, Kempton	5/3	XXX	XXX	START	START	START	
20	SIMPSON, T.	4/-	XXX	XXX	XXX	...	XXX	
33	SMITH, DJ	4/-	XXX	XXX	XXX	XXX	...	
57	SMITH, Michael	5/5	START	START	START	START	START	
2S	SMITH, Xavier	1/-	XXX	...	
62	SOW, Sidy	5/5	START	START	START	START	START	
10	SPEIGHTS, Tariq	5/4	START	START	XXX	START	START	
58	STAGNER, Carter	5/-	XXX	XXX	XXX	XXX	XXX	
65	TESZAR, Lucas	5/-	XXX	XXX	XXX	XXX	XXX	
90	TRUEMAN, Grant	5/-	XXX	XXX	XXX	XXX	XXX	
13	VADEN, Russell	2/2	START	START	
60	VAN HOVEN, Mike	5/5	START	START	START	START	START	
15	VINES, Jerodd	4/3	START	START	START	...	XXX	
11	WATSON, Isaiah	5/1	XXX	XXX	XXX	START	XXX	
36	WILLIAMS, EJ	3/-	XXX	XXX	XXX	
81	WILLIAMS, Quian	5/5	START	START	START	START	START	
84	WRIGHT, Donovan	1/-	XXX	

TURNOVERS/TAKEAWAYS

Eastern Michigan Takeaways (11)

Opponent	Takeaway	Qtr.	Yrd.-Line	Result	Result of the Drive
at Kent State	Interception	2nd	KSU 41	Returned 2 yards	Interception
at Ball State	Interception	2nd	EMU 11	Returned 54 yards	Downs
at Ball State	Fumble	2nd	EMU 31	Recovered	Touchdown
vs. Toledo	Fumble	1st	EMU 14	Recovered	Punt
vs. Toledo	Fumble	2nd	TOL 18	Recovered	Touchdown
vs. CMU	Fumble	2nd	EMU 0	Touchback	Punt
vs. CMU	Interception	2nd	EMU 22	Returned 22 yards	Halftime
vs. CMU	Fumble	3rd	EMU 11	Recovered	Interception
at WMU	Fumble	1st	WMU 32	Recovered	Touchdown
at WMU	Fumble	3rd	WMU 31	Recovered	Field Goal
at WMU	Fumble	3rd	WMU 20	Recovered	Field Goal

Eastern Michigan Turnovers (10)

Opponent	Turnover	Qtr.	Yrd.-Line	Result	Result of the Drive
at Kent State	Interception	2nd	EMU 5	Returned 43 yards	Missed Field Goal
at Kent State	Interception	4th	EMU 44	Returned -2 yards	End of Game
at Ball State	Fumble	4th	EMU 11	Downed	End of Game
vs. Toledo	Fumble	2nd	EMU 17	Recovered	Missed Field Goal
vs. Toledo	Fumble	2nd	TOL 46	Recovered	Field Goal
vs. Toledo	Interception	4th	EMU 20	Returned 20 yards TD	Touchdown
vs. CMU	Fumble	1st	CMU 39	Recovered	Field Goal
vs. CMU	Interception	3rd	EMU 44	Returned 26 yards	Downs
vs. CMU	Fumble	4th	EMU 7	Recovered	Field Goal
vs. CMU	Interception	4th	EMU 32	Downed	Touchdown

SEASON/CAREER STARTS

<u>Offensive Line (87)</u>	<u>2020</u>	<u>Career</u>
Sidy Sow	5	28
Brian Dooley	5	20
Mike Van Hoeven	5	18
Jake Donnellon	4	15
Marcellus Johnson	5	5
Richard Bates	1	1

<u>Quarterbacks (6)</u>	<u>2020</u>	<u>Career</u>
Preston Hutchinson	5	6

<u>Wide Receivers (26)</u>	<u>2020</u>	<u>Career</u>
Dylan Drummond	1	13
Quian Williams	5	6
Tanner Knue	4	4
Hassan Beydoun	3	3

<u>Running Backs (4)</u>	<u>2020</u>	<u>Career</u>
Darius Boone	2	2
Samson Evans	2	2

<u>Tight End (30)</u>	<u>2020</u>	<u>Career</u>
Thomas Odukoya	5	16
Bryson Cannon	2	10
Gunnar Oakes	-	3
Aaron Jackson	1	1

<u>Defensive Line (59)</u>	<u>2020</u>	<u>Career</u>
Turan Rush	5	18
Mikey Haney	4	14
Woo Scott	-	12
Michael Smith Jr	5	5
Alex Merritt	4	4
Clay Holford	-	3
Aaron Hamilton	1	1
Jose Ramirez	1	1

<u>Linebackers (24)</u>	<u>2020</u>	<u>Career</u>
Terry Myrick	5	18
Tariq Speights	5	5
Steve Scheidt	1	1

<u>Defensive Backs (54)</u>	<u>2020</u>	<u>Career</u>
Blake Bogan	2	13
Freddie McGee	3	9
Jeff Hubbard	1	7
Jerodd Vines	3	6
Alvinoski LaFleur	5	6
Korey Hernandez	4	5
Kempton Shine	3	4
Russell Vaden	2	2
Isaiah Watson	1	1
Mark Lee	1	1





SEASON

CAREER

Rushing	gp	att	gain	loss	net	avg	td	lg	avg/g	gp	att	gain	loss	net	avg	td	lg	avg/g		
BOONE, Darius	2	34	222	6	216	6.4	1	44	108.0	4	36	227	6	221	6.1	1	44	55.2		
HUTCHINSON, Pre	5	71	268	88	180	2.5	7	31	36.0	14	96	310	143	167	1.7	9	31	11.9		
EVANS, Samson	3	34	159	11	148	4.4	1	37	49.3	3	34	159	11	148	4.4	1	37	49.3		
BESS, Trey	3	13	78	13	65	5.0	0	27	21.7	3	13	78	13	65	5.0	0	27	21.7		
SMITH, DJ	4	18	23	5	18	1.0	0	4	4.5	4	18	23	5	18	1.0	0	4	4.5		
GRISSOM, Jarius	2	5	19	3	16	3.2	0	7	8.0	2	5	19	3	16	3.2	0	7	8.0		
MACKEY, Karmi	1	3	11	0	11	3.7	0	7	11.0	11	11	41	0	41	3.7	0	12	3.7		
TEAM	2	1	0	1	-1	-1.0	0	0	-0.5	2	1	0	1	-1	-1.0	0	0	-0.5		
TEAM	1	1	0	2	-2	-2.0	0	0	-2.0											
DOOLEY, Brian	5	1	0	6	-6	-6.0	0	0	-1.2	22	1	0	6	-6	-6.0	0	0	-0.3		
Total	5	181	780	135	645	3.6	9	44	129.0											
Opponents	5	237	1363	103	1260	5.3	11	39	252.0											
Passing	gp	effic	comp	att	int	pct	yds	td	lg	avg/g	gp	effic	comp	att	int	pct	yds	td	lg	avg/g
HUTCHINSON, Pre	5	145.14	105	169	6	62.1	1420	10	79	284.0	14	148.22	148	226	7	65.5	1882	13	79	134.4
JACKSON, Aaron	4	0.00	0	1	0	0.0	0	0	0	0.0	4	0.00	0	1	0	0.0	0	0	0	0.0
Total	5	144.28	105	170	6	61.8	1420	10	79	284.0										
Opponents	5	160.91	101	148	3	68.2	1272	11	68	254.4										
Receiving	gp	no.	yds	avg	td	lg	avg/g	gp	no.	yds	avg	td	lg	avg/g						
BEYDOUN, Hassan	4	32	372	11.6	0	66	93.0	22	62	721	11.6	1	66	32.8						
KNUE, Tanner	5	22	371	16.9	3	71	74.2	7	22	371	16.9	3	71	53.0						
WILLIAMS, Quian	5	18	273	15.2	2	43	54.6	22	70	934	13.3	8	50	42.5						
CANNON, Bryson	4	9	178	19.8	2	79	44.5	17	29	390	13.4	4	79	22.9						
EVANS, Samson	3	6	46	7.7	0	17	15.3	3	6	46	7.7	0	17	15.3						
ODUKOYA, Thoma	5	5	48	9.6	2	20	9.6	26	8	64	8.0	2	20	2.5						
DRUMMOND, Dyla	2	4	46	11.5	0	18	23.0	28	84	784	9.3	4	27	28.0						
SMITH, DJ	4	3	26	8.7	1	17	6.5	4	3	26	8.7	1	17	6.5						
JACKSON, Aaron	4	3	23	7.7	0	8	5.8	4	3	23	7.7	0	8	5.8						
BOONE, Darius	2	1	13	13.0	0	13	6.5	4	1	13	13.0	0	13	3.2						
MACKEY, Karmi	1	1	12	12.0	0	12	12.0	11	2	17	8.5	0	12	1.5						
OAKES, Gunnar	3	1	12	12.0	0	12	4.0	25	18	217	12.1	1	42	8.7						
Total	5	105	1420	13.5	10	79	284.0													
Opponents	5	101	1272	12.6	11	68	254.4													
Total Offense	g	plays	rush	pass	total	avg/g	g	plays	rush	pass	total	avg/g								
HUTCHINSON, Pre	5	240	180	1420	1600	320.0	14	322	167	1882	2049	146.4								
BOONE, Darius	2	34	216	0	216	108.0	4	36	221	0	221	55.2								
EVANS, Samson	3	34	148	0	148	49.3	3	34	148	0	148	49.3								
BESS, Trey	3	13	65	0	65	21.7	3	13	65	0	65	21.7								
SMITH, DJ	4	18	18	0	18	4.5	4	18	18	0	18	4.5								
GRISSOM, Jarius	2	5	16	0	16	8.0	2	5	16	0	16	8.0								
MACKEY, Karmi	1	3	11	0	11	11.0	11	11	41	0	41	3.7								
TEAM	2	1	-1	0	-1	-0.5	2	1	-1	0	-1	-0.5								
TEAM	1	1	-2	0	-2	-2.0														
DOOLEY, Brian	5	1	-6	0	-6	-1.2	22	1	-6	0	-6	-0.3								
Total	5	351	645	1420	2065	413.0														
Opponents	5	385	1260	1272	2532	506.4														





2020 EMU GAME NOTES

SEASON

CAREER

Scoring			PAT					pts			PAT					pts
	td	fg	kick	rush	rcv	pass	dxp		td	fg	kick	rush	rcv	pass	dxp	
HUTCHINSON, Pre	7	-	-	-	-	2-3	-	42	9	-	-	-	-	2-4	-	54
RYLAND, Chad	-	9-11	13-14	0-1	-	-	-	40	-	35-50	89-93	0-1	-	-	-	194
KNUE, Tanner	3	-	-	-	1	-	-	20	3	-	-	-	1	-	-	20
CANNON, Bryson	2	-	-	-	-	-	-	12	4	-	-	-	-	-	-	24
ODUKOYA, Thoma	2	-	-	-	-	-	-	12	2	-	-	-	-	-	-	12
WILLIAMS, Quian	2	-	-	-	-	-	-	12	8	-	-	-	-	-	-	48
EVANS, Samson	1	-	-	-	-	-	-	6	1	-	-	-	-	-	-	6
BOONE, Darius	1	-	-	-	-	-	-	6	1	-	-	-	-	-	-	6
SMITH, DJ	1	-	-	0-1	-	-	-	6	1	-	-	0-1	-	-	-	6
WRIGHT, Donovan	-	-	-	-	1	-	-	2	-	-	-	-	1	-	-	2
Total	19	9-11	13-14	0-2	2	2-3	-	158								
Opponents	23	7-10	20-21	-	2	2-2	-	183								

Punt Returns	no.	yds	avg	td	lg	no.	yds	avg	td	lg
HUBBARD, Jeff	3	23	7.7	0	11	3	23	7.7	0	11
Total	3	23	7.7	0	11					
Opponents	3	-2	-0.7	0	0					

Kick Returns	no.	yds	avg	td	lg	no.	yds	avg	td	lg
WILLIAMS, Quian	12	216	18.0	0	35	12	216	18.0	0	35
SMITH, DJ	3	37	12.3	0	20	3	37	12.3	0	20
DRUMMOND, Dyla	1	19	19.0	0	19	13	254	19.5	0	38
BOGAN, Blake	1	11	11.0	0	11	1	11	11.0	0	11
LEE, Mark	0	-11	0.0	0	0	0	-11	0.0	0	0
Total	17	272	16.0	0	35					
Opponents	21	360	17.1	0	42					

Interceptions	no.	yds	avg	td	lg	no.	yds	avg	td	lg
LAFLEUR, Noski	2	97	48.5	0	54	3	110	36.7	0	54
HUBBARD, Jeff	1	13	13.0	0	13	3	59	19.7	1	46
Total	3	110	36.7	0	54					
Opponents	6	62	10.3	1	26					

Fumble Returns	no.	yds	avg	td	lg	no.	yds	avg	td	lg
Total	0	0	0.0	0	0					
Opponents	0	0	0.0	0	0					





SEASON

CAREER

All Purpose	g	rush	rcv	pr	kr	ir	total	avg/g	g	rush	rcv	pr	kr	ir	total	avg/g
WILLIAMS, Q	5	0	273	0	216	0	489	97.8	22	0	934	0	216	0	1150	52.3
BEYDOUN, H	4	0	372	0	0	0	372	93.0	22	-1	721	0	0	0	720	32.7
KNUE, Tanne	5	0	371	0	0	0	371	74.2	7	0	371	0	0	0	371	53.0
BOONE, Dari	2	216	13	0	0	0	229	114.5	4	221	13	0	0	0	234	58.5
EVANS, Sam	3	148	46	0	0	0	194	64.7	3	148	46	0	0	0	194	64.7
HUTCHINSON	5	180	0	0	0	0	180	36.0	14	167	0	0	0	0	167	11.9
CANNON, Bry	4	0	178	0	0	0	178	44.5	17	0	390	0	8	0	398	23.4
LAFLEUR, No	5	0	0	0	0	97	97	19.4	18	0	0	0	0	110	110	6.1
SMITH, DJ	4	18	26	0	37	0	81	20.2	4	18	26	0	37	0	81	20.2
BESS, Trey	3	65	0	0	0	0	65	21.7	3	65	0	0	0	0	65	21.7
DRUMMOND,	2	0	46	0	19	0	65	32.5	28	23	784	110	254	0	1171	41.8
ODUKOYA, T	5	0	48	0	0	0	48	9.6	26	0	64	0	0	0	64	2.5
HUBBARD, J	5	0	0	23	0	13	36	7.2	39	0	0	23	0	59	82	2.1
MACKEY, Kar	1	11	12	0	0	0	23	23.0	11	41	17	0	0	0	58	5.3
JACKSON, A	4	0	23	0	0	0	23	5.8	4	0	23	0	0	0	23	5.8
GRISSOM, Ja	2	16	0	0	0	0	16	8.0	2	16	0	0	0	0	16	8.0
OAKES, Gun	3	0	12	0	0	0	12	4.0	25	0	217	0	0	0	217	8.7
BOGAN, Blak	2	0	0	0	11	0	11	5.5	28	0	0	0	11	-3	8	0.3
TEAM	2	-1	0	0	0	0	-1	-0.5	2	-1	0	0	0	0	-1	-0.5
TEAM	1	-2	0	0	0	0	-2	-2.0								
DOOLEY, Bri	5	-6	0	0	0	0	-6	-1.2	22	-6	20	0	0	0	14	0.6
LEE, Mark	5	0	0	0	-11	0	-11	-2.2	5	0	0	0	-11	0	-11	-2.2
Total	5	645	1420	23	272	110	2470	494.0								
Opponents	5	1260	1272	-2	360	62	2952	590.4								

Field Goals	att	good	long	blkd	att	good	long	blkd
RYLAND, Chad	11	9	52	0	50	35	52	0
Total	11	9	52	0				
Opponents	10	7	51	1				

Punting	no.	yds	avg	lg	blk	no.	yds	avg	lg	blk
JULIEN, Jake	14	615	43.9	53	0	168	7290	43.4	73	1
Total	14	615	43.9	53	0					
Opponents	12	506	42.2	64	0					

Kickoffs	no.	yds	avg	tb	ob	no.	yds	avg	tb	ob
RYLAND, Chad	33	178	54.0	8	1	105	6149	58.6	45	5
Total	33	178	54.0	8	1					
Opponents	33	172	52.2	5	2					





2020 EMU GAME NOTES

#	Defensive Leaders	gp	Tackles			tfl/yds	Sacks no-yds	Pass defense			Fumbles		blkd	
			ua	a	tot			int-yds	brup	qbh	rcv-yds	ff	kick	saf
32	MYRICK, Terry	5	18	42	60	3.5-10	1.0-7	.	2	.	2-0	1	.	.
10	SPEIGHTS, Tariq	5	18	23	41	1.5-2	.	.	.	1
5	HERNANDEZ, Korey	5	24	16	40	.	.	.	1	.	.	1	.	.
29	SHINE, Kempton	5	18	12	30	.	.	.	1	.	1-0	.	.	.
6	LAFLEUR, Noski	5	14	12	26	1.5-2	.	2-97	2	.	1-0	1	.	.
55	RAMIREZ, Jose	5	8	14	22	2.5-9	2.0-7	.	1	1	.	1	.	.
17	LEE, Mark	5	6	12	18	1.0-2	.	.	1	.	.	1	.	.
92	MERRITT, Alex	5	8	10	18	2.0-11	1.0-10	.	1	.	1-0	.	.	.
93	CRAWFORD, Jordan	5	3	14	17	1.5-2	.	.	.	1
97	HANEY, Mikey	4	3	12	15	0.5-1
99	RUSH, Turan	5	5	9	14	4.5-19	3.5-16	.	.	1
9	FLOWERS, Carthell	5	7	6	13
13	VADEN, Russell	2	9	4	13	.	.	.	1
15	VINES, Jerodd	4	9	3	12	1.0-2
7	McGEE, Freddie	3	11	1	12	0.5-2	1-0	.	.	.
57	SMITH, Michael	5	4	7	11	1
98	SCOTT, Woo	4	3	7	10
58	STAGNER, Carter	5	4	5	9	1	.	.
23	BOGAN, Blake	2	4	3	7	1-0	.	.	.
12	HUBBARD, Jeff	5	2	4	6	.	.	1-13
8	PEAVY, T.J.	4	3	3	6
44	CAMERON, Luke	5	5	1	6	1
90	TRUEMAN, Grant	5	1	4	5	0.5-0
49	SCHEIDT, Steven	3	1	3	4
96	BROOKS, DeZaun	2	.	3	3	0.5-4	0.5-4	1	.
11	WATSON, Isaiah	5	1	2	3
36	WILLIAMS, EJ	3	2	1	3
3D	NOWLING, Kendric	3	2	1	3
91	HOLFORD, Clay	2	2	1	3
51	HAMILTON, Aaron	2	1	1	2	1-0	.	.	.
38	RYLAND, Chad	5	1	1	2
53	BUSCHMAN, Matthew	2	1	.	1
52	JACKSON, DJ	3	.	1	1
19	MCNEAL, Myles	5	1	.	1
1Q	HUTCHINSON, Preston	5	1	.	1
84	WRIGHT, Donivan	1	1	.	1
24	KNUE, Tanner	5	1	.	1
Total		0	202	238	440	21-66	8-44	3-110	10	6	8-0	6	1	.
Opponents		0	183	189	372	33-125	13-78	6-62	17	6	5-0	4	.	.



Team Statistics

	EMU	OPP
SCORING	158	183
Points Per Game	31.6	36.6
Points Off Turnovers	26	23
FIRST DOWNS	109	136
Rushing	38	78
Passing	61	48
Penalty	10	10
RUSHING YARDAGE	645	1260
Yards gained rushing	780	1363
Yards lost rushing	135	103
Rushing Attempts	181	237
Average Per Rush	3.6	5.3
Average Per Game	129.0	252.0
TDs Rushing	9	11
PASSING YARDAGE	1420	1272
Comp-Att-Int	105-170-6	101-148-3
Average Per Pass	8.4	8.6
Average Per Catch	13.5	12.6
Average Per Game	284.0	254.4
TDs Passing	10	11
TOTAL OFFENSE	2065	2532
Total Plays	351	385
Average Per Play	5.9	6.6
Average Per Game	413.0	506.4
KICK RETURNS: #-Yards	17-272	21-360
PUNT RETURNS: #-Yards	3-23	3--2
INT RETURNS: #-Yards	3-110	6-62
KICK RETURN AVERAGE	16.0	17.1
PUNT RETURN AVERAGE	7.7	-0.7
INT RETURN AVERAGE	36.7	10.3
FUMBLES-LOST	7-5	9-8
PENALTIES-Yards	24-222	44-387
Average Per Game	44.4	77.4
PUNTS-Yards	14-615	12-506
Average Per Punt	43.9	42.2
Net punt average	42.6	40.2
KICKOFFS-Yards	33-1781	33-1723
Average Per Kick	54.0	52.2
Net kick average	37.0	40.2
TIME OF POSSESSION/Game	29:38	30:20
3RD-DOWN Conversions	31/70	27/62
3rd-Down Pct	44%	44%
4TH-DOWN Conversions	10/13	10/11
4th-Down Pct	77%	91%
SACKS BY-Yards	8-44	13-78
MISC YARDS	0	0
TOUCHDOWNS SCORED	19	23
FIELD GOALS-ATTEMPTS	9-11	7-10
ON-SIDE KICKS	0-0	0-1
RED-ZONE SCORES	(23-23) 100%	(16-24) 67%
RED-ZONE TOUCHDOWNS	(16-23) 70%	(13-24) 54%
PAT-ATTEMPTS	(13-14) 93%	(20-21) 95%
ATTENDANCE	1200	2366
Games/Avg Per Game	4/300	6/394
Neutral Site Games		0/0





2020 Eastern Michigan Football
Eastern Michigan Team Game-by-Game Comparison (as of Dec 05, 2020)
All games



Opponent	Score	First Downs			Rushing		Passing		Total Offense		Return Yards	Turn-Overs
		Total	Rush	Pass	Pen	Number-Yards	Comp-Att-Int	Yards	Plays-Yards	Plays-Yards		
Kent State	23-27	20 / 28	5 / 13	12 / 13	3 / 2	32-61 / 46-212	21-35-2 / 21-29-1	241 / 219	67-302 / 75-431	67-302 / 75-431	83 / 41	2 / 1
Ball State	31-38	25 / 30	14 / 19	11 / 9	0 / 2	41-258 / 52-314	17-29-0 / 22-32-1	255 / 232	70-513 / 84-546	70-513 / 84-546	105 / 116	1 / 2
TOLEDO	28-45	18 / 27	4 / 13	10 / 10	4 / 4	31-34 / 44-191	25-39-1 / 16-24-0	244 / 298	70-278 / 68-489	70-278 / 68-489	34 / 103	3 / 2
CENTRAL MICHIGAN	23-31	22 / 28	6 / 19	15 / 8	1 / 1	31-74 / 57-318	23-37-3 / 24-37-1	365 / 235	68-439 / 94-553	68-439 / 94-553	139 / 90	5 / 3
Western Michigan	53-42	24 / 23	9 / 14	13 / 8	2 / 1	46-218 / 38-225	19-30-0 / 18-26-0	315 / 288	76-533 / 64-513	76-533 / 64-513	44 / 70	0 / 3
NORTHERN ILLINOI												
Totals	15-18	10 / 13	38 / 78	61 / 48	10 / 10	181-645 / 237-126	105-170-6 / 101-148-3	142 / 127	351-206 / 385-253	351-206 / 385-253	405 / 420	11 / 11

Opponent	3rd Down Conversions	4th Down Conversions	Time of Possession	TOP Margin	Avg Yds/Rush	Avg Yds/Pass	Avg Yds/Play	Punting Number-Avg	Penalties Number-Yards	Sacks
Kent State	5-13 / 4-12	2-3 / 2-2	29:03 / 30:57	-1:54	1.9 / 4.6	6.9 / 7.6	4.5 / 5.7	2-43.0 / 4-38.8	2-30 / 9-78	1 / 4
Ball State	4-11 / 5-14	1-3 / 3-3	29:43 / 30:17	-0:34	6.3 / 6.0	8.8 / 7.2	7.3 / 6.5	3-44.0 / 3-45.0	5-48 / 7-65	3 / 0
TOLEDO	6-17 / 5-11	4-4 / 1-1	27:26 / 32:34	-5:08	1.1 / 4.3	6.3 / 12.4	4.0 / 7.2	6-44.2 / 2-39.0	10-89 / 8-87	2 / 4
CENTRAL MICHIGAN	7-13 / 8-17	1-1 / 3-4	26:44 / 33:16	-6:32	2.4 / 5.6	9.9 / 6.4	6.5 / 5.9	2-47.0 / 2-52.0	2-15 / 7-64	0 / 2
Western Michigan	9-16 / 5-8	2-2 / 1-1	35:13 / 24:37	10:36	4.7 / 5.9	10.5 / 11.1	7.0 / 8.0	1-38.0 / 1-34.0	5-40 / 13-93	2 / 3
NORTHERN ILLINOI										
Totals	31-70 / 27-62	10-13 / 10-11	148:09 / 151:41	-3:32	3.6 / 5.3	8.4 / 8.6	5.9 / 6.6	14-43.9 / 12-42.2	24-22 / 44-38	8 / 13

Note: Game totals are displayed in the format TEAM/OPPONENT for each category



20-YARD PLUS PLAYS

Yd	Type	Player(s)	Opponent
79	Pass	CANNON, Bryson from HUTCHINSON, Pres	Central Michigan
71	Pass	KNUE, Tanner from HUTCHINSON, Preston	Ball State
66	Pass	BEYDOUN, Hassan from HUTCHINSON, Pr	Western Michigan
61*	Pass	KNUE, Tanner from HUTCHINSON, Preston	Western Michigan
54	INT	LAFLEUR, Noski	Ball State
44	Rush	BOONE, Darius	Western Michigan
43	Pass	WILLIAMS, Quian from HUTCHINSON, Pres	Central Michigan
43	INT	LAFLEUR, Noski	Kent State
37	Rush	EVANS, Samson	Western Michigan
37	Pass	CANNON, Bryson from HUTCHINSON, Pres	Ball State
35	KR	WILLIAMS, Quian	Central Michigan
35	Pass	BEYDOUN, Hassan from HUTCHINSON, Pr	Kent State
34	Rush	BOONE, Darius	Kent State
32*	Pass	WILLIAMS, Quian from HUTCHINSON, Pres	Western Michigan
32	Pass	BEYDOUN, Hassan from HUTCHINSON, Pr	Central Michigan
31	Rush	HUTCHINSON, Preston	Ball State
29	KR	WILLIAMS, Quian	Kent State
29	KR	WILLIAMS, Quian	Central Michigan
28*	Pass	KNUE, Tanner from HUTCHINSON, Preston	Western Michigan
27	Pass	KNUE, Tanner from HUTCHINSON, Preston	Central Michigan
27	Rush	BESS, Trey	Ball State
25	Pass	WILLIAMS, Quian from HUTCHINSON, Pres	Kent State
23	KR	WILLIAMS, Quian	Western Michigan
22	Pass	BEYDOUN, Hassan from HUTCHINSON, Pr	Toledo
21	KR	WILLIAMS, Quian	Ball State
20	KR	SMITH, DJ	Central Michigan
20	Pass	ODUKOYA, Thomas from HUTCHINSON, Pr	Ball State
20*	Rush	HUTCHINSON, Preston	Central Michigan

* touchdown scored on play

LONG PLAYS BY THE NUMBERS

Long Plays By Ya	No.	TD
100+	0	0
90-99	0	0
80-89	0	0
70-79	2	0
60-69	2	1
50-59	1	0
40-49	3	0
30-39	8	1
20-29	12	2

Long Plays By Ty

No.	TD
Rushing	6
Passing	14
Punt returns	0
Kick returns	6
Interceptions	2
Fumble returns	0
Other	0
TOTAL	28

20-YARD PLUS BY PLAYER

Player	No.	TD	R	P	KR	PR	IR	FR
WILLIAMS, Quian	8	1	0	3	5	0	0	0
KNUE, Tanner	4	2	0	4	0	0	0	0
BEYDOUN, Hassan	4	0	0	4	0	0	0	0
HUTCHINSON, Prest	2	1	2	0	0	0	0	0
BOONE, Darius	2	0	2	0	0	0	0	0
LAFLEUR, Noski	2	0	0	0	0	0	2	0
CANNON, Bryson	2	0	0	2	0	0	0	0
EVANS, Samson	1	0	1	0	0	0	0	0
BESS, Trey	1	0	1	0	0	0	0	0
SMITH, DJ	1	0	0	0	1	0	0	0
ODUKOYA, Thomas	1	0	0	1	0	0	0	0
TOTAL	28	4	6	14	6	0	2	0

LONGEST PLAYS OF THE YEAR

Rushing

44 BOONE, Darius vs Western Michigan (12/5/2020)

Rushing Touchdown

20 HUTCHINSON, Preston vs Central Michigan (11/27/2020)

Passing

79 CANNON, Bryson from HUTCHINSON, Preston vs Central Michigan (11/27/2020)

Passing Touchdown

61 KNUE, Tanner from HUTCHINSON, Preston vs Western Michigan (12/5/2020)

Punt Return

11 HUBBARD, Jeff vs Ball State (11/11/2020)

Kick Return

35 WILLIAMS, Quian vs Central Michigan (11/27/2020)

Interception Return

54 LAFLEUR, Noski vs Ball State (11/11/2020)

Fumble Return

None

Punt

53 JULIEN, Jake vs Toledo (11/18/2020)

Field Goal

52 RYLAND, Chad vs Ball State (11/11/2020)





2020 EMU GAME NOTES

3rd-Down Conversions

Date	Opponent	Score	Overall	1st Qtr	2nd Qtr	3rd Qtr	4th Qtr	Overtime
Nov 04, 202	at Kent State	L 23-27	5-13 38.5	0-2 0.0	1-4 25.0	2-5 40.0	2-2 100.0	
Nov 11, 202	at Ball State	L 31-38	4-11 36.4	2-2 100.0	0-2 0.0	1-3 33.3	1-4 25.0	
Nov 18, 202	TOLEDO	L 28-45	6-17 35.3	1-4 25.0	0-2 0.0	3-5 60.0	2-6 33.3	
Nov 27, 202	CENTRAL MICHIGAN	L 23-31	7-13 53.8	1-2 50.0	4-6 66.7	1-2 50.0	1-3 33.3	
Dec 05, 202	at Western Michigan	53-42	9-16 56.2	1-4 25.0	6-6 100.0	1-4 25.0	1-2 50.0	
Dec 12, 202	NORTHERN ILLINOIS							
	Eastern Michigan		31-70 44.3	5-14 35.7	11-20 55.0	8-19 42.1	7-17 41.2	0-0 0.0
	Opponents		27-62 43.5	7-15 46.7	4-12 33.3	9-18 50.0	7-17 41.2	0-0 0.0

4th-Down Conversions

Date	Opponent	Score	Overall	1st Qtr	2nd Qtr	3rd Qtr	4th Qtr	Overtime
Nov 04, 202	at Kent State	L 23-27	2-3 66.7	0-1 0.0	1-1 100.0	1-1 100.0	0-0 0.0	
Nov 11, 202	at Ball State	L 31-38	1-3 33.3	0-0 0.0	0-1 0.0	0-0 0.0	1-2 50.0	
Nov 18, 202	TOLEDO	L 28-45	4-4 100.0	0-0 0.0	1-1 100.0	0-0 0.0	3-3 100.0	
Nov 27, 202	CENTRAL MICHIGAN	L 23-31	1-1 100.0	0-0 0.0	0-0 0.0	0-0 0.0	1-1 100.0	
Dec 05, 202	at Western Michigan	53-42	2-2 100.0	1-1 100.0	0-0 0.0	1-1 100.0	0-0 0.0	
Dec 12, 202	NORTHERN ILLINOIS							
	Eastern Michigan		10-13 76.9	1-2 50.0	2-3 66.7	2-2 100.0	5-6 83.3	0-0 0.0
	Opponents		10-11 90.9	3-3 100.0	1-1 100.0	3-4 75.0	3-3 100.0	0-0 0.0

Time of Possession

Date	Opponent	Score	Overall	1st Qtr	2nd Qtr	3rd Qtr	4th Qtr	Overtime
Nov 04, 202	at Kent State	L 23-27	29:03	6:54	8:46	9:06	4:17	
Nov 11, 202	at Ball State	L 31-38	29:43	8:13	6:44	6:49	7:57	
Nov 18, 202	TOLEDO	L 28-45	27:26	4:07	5:21	9:10	8:48	
Nov 27, 202	CENTRAL MICHIGAN	L 23-31	26:44	6:30	8:18	5:42	6:14	
Dec 05, 202	at Western Michigan	53-42	35:13	7:21	11:27	7:53	8:32	
Dec 12, 202	NORTHERN ILLINOIS							
	Eastern Michigan	Total	148:09	33:05	40:36	38:40	35:48	0:00
		Avg.	29:37	6:37	8:07	7:44	7:09	0:00
	Opponents	Total	151:41	41:55	34:24	36:20	39:02	0:00

Eastern Michigan Inside Opponent Red-Zone

Date	Opponent	Score	Times				Rush			Pass			Failed to score inside RZ				
			In RZ	Score	Total Pts	TDs	TDs	TDs	Made	FGs	FGA	Dow	Int	Fum	Half	Gam	
Nov 04, 202	at Kent State	L 23-27	4	4	23	3	1	2	1	0	0	0	0	0	0	0	
Nov 11, 202	at Ball State	L 31-38	4	4	28	4	3	1	0	0	0	0	0	0	0	0	
Nov 18, 202	TOLEDO	L 28-45	4	4	28	4	0	4	0	0	0	0	0	0	0	0	
Nov 27, 202	CENTRAL MICHIGAN	L 23-31	5	5	23	2	2	0	3	0	0	0	0	0	0	0	
Dec 05, 202	at Western Michigan	53-42	6	6	30	3	3	0	3	0	0	0	0	0	0	0	
Dec 12, 202	NORTHERN ILLINOIS																
	Totals		23	23	132	16	9	7	7	0	0	0	0	0	0	0	
	23 of 23 (100.0%)																

Opponents Inside Eastern Michigan Red-Zone

Date	Opponent	Score	Times				Rush			Pass			Failed to score inside RZ				
			In RZ	Score	Total Pts	TDs	TDs	TDs	Made	FGs	FGA	Dow	Int	Fum	Half	Gam	
Nov 04, 202	at Kent State	L 23-27	4	2	13	2	1	1	0	0	0	0	1	0	1	0	
Nov 11, 202	at Ball State	L 31-38	4	4	25	3	3	0	1	0	0	0	0	0	0	0	
Nov 18, 202	TOLEDO	L 28-45	4	1	7	1	1	0	0	0	2	0	0	1	0	0	
Nov 27, 202	CENTRAL MICHIGAN	L 23-31	8	5	28	3	3	0	2	0	0	1	0	2	0	0	
Dec 05, 202	at Western Michigan	53-42	4	4	28	4	2	2	0	0	0	0	0	0	0	0	
Dec 12, 202	NORTHERN ILLINOIS																
	Totals		24	16	101	13	10	3	3	2	1	1	1	3	1	0	
	16 of 24 (66.7%)																



INDIVIDUAL GAME HIGHS

Rushes	25	BOONE, Darius at Western Michigan (Dec 05, 2020)
Yards Rushing	148	BOONE, Darius at Western Michigan (Dec 05, 2020)
TD Rushes	3	HUTCHINSON, Preston at Ball State (Nov 11, 2020)
Long Rush	44	BOONE, Darius at Western Michigan (Dec 05, 2020)
Pass attempts	38	HUTCHINSON, Preston vs Toledo (Nov 18, 2020)
Pass completions	25	HUTCHINSON, Preston vs Toledo (Nov 18, 2020)
Yards Passing	365	HUTCHINSON, Preston vs CMU (Nov 27, 2020)
TD Passes	4	HUTCHINSON, Preston vs Toledo (Nov 18, 2020)
Long Pass	79	HUTCHINSON, Preston vs CMU (Nov 27, 2020)
Receptions	9	BEYDOUN, Hassan at Kent State (Nov 04, 2020)
Yards Receiving	121	KNUE, Tanner at Ball State (Nov 11, 2020)
TD Receptions	2	ODUKOYA, Thomas at Kent State (Nov 04, 2020)
		KNUE, Tanner at Western Michigan (Dec 05, 2020)
Long Reception	79	CANNON, Bryson vs CMU (Nov 27, 2020)
Field Goals	4	RYLAND, Chad at Western Michigan (Dec 05, 2020)
Long Field Goal	52	RYLAND, Chad at Ball State (Nov 11, 2020)
Punts	6	JULIEN, Jake vs Toledo (Nov 18, 2020)
Punting Avg	47.0	JULIEN, Jake vs Central Michigan (Nov 27, 2020)
Long Punt	53	JULIEN, Jake vs Toledo (Nov 18, 2020)
Punts inside 20	2	JULIEN, Jake at Kent State (Nov 04, 2020)
		JULIEN, Jake vs Toledo (Nov 18, 2020)
		JULIEN, Jake vs Central Michigan (Nov 27, 2020)
Long Punt Return	11	HUBBARD, Jeff at Ball State (Nov 11, 2020)
Long Kickoff Return	35	WILLIAMS, Quian vs Central Mich. (Nov 27, 2020)
Tackles	17	MYRICK, Terry vs Central Michigan (Nov 27, 2020)
Sacks	2.0	RUSH, Turan at Ball State (Nov 11, 2020)
		RAMIREZ, Jose at Western Michigan (Dec 05, 2020)
Tackles For Loss	2.0	RUSH, Turan at Kent State (Nov 04, 2020)
		RUSH, Turan at Ball State (Nov 11, 2020)
		RAMIREZ, Jose at Western Michigan (Dec 05, 2020)
Interceptions	1	LAFLEUR, Noski at Kent State (Nov 04, 2020)
		LAFLEUR, Noski at Ball State (Nov 11, 2020)
		HUBBARD, Jeff vs Central Michigan (Nov 27, 2020)

TEAM GAME HIGHS

Rushes	46	at Western Michigan (Dec 05, 2020)
Yards Rushing	258	at Ball State (Nov 11, 2020)
Yards Per Rush	6.3	at Ball State (Nov 11, 2020)
TD Rushes	3	at Ball State (Nov 11, 2020)
		at Western Michigan (Dec 05, 2020)
Pass attempts	39	vs Toledo (Nov 18, 2020)
Pass completions	25	vs Toledo (Nov 18, 2020)
Yards Passing	365	vs Central Michigan (Nov 27, 2020)
Yards Per Pass	10.5	at Western Michigan (Dec 05, 2020)
TD Passes	4	vs Toledo (Nov 18, 2020)
Total Plays	76	at Western Michigan (Dec 05, 2020)
Total Offense	533	at Western Michigan (Dec 05, 2020)
Yards Per Play	7.3	at Ball State (Nov 11, 2020)
Points	53	at Western Michigan (Dec 05, 2020)
Sacks By	3	at Ball State (Nov 11, 2020)
First Downs	25	at Ball State (Nov 11, 2020)
Penalties	10	vs Toledo (Nov 18, 2020)
Penalty Yards	89	vs Toledo (Nov 18, 2020)
Turnovers	5	vs Central Michigan (Nov 27, 2020)
Interceptions By	1	at Kent State (Nov 04, 2020)
		at Ball State (Nov 11, 2020)
		vs Central Michigan (Nov 27, 2020)
Punts	6	vs Toledo (Nov 18, 2020)
Punting Avg	47.0	vs Central Michigan (Nov 27, 2020)
Long Punt	53	vs Toledo (Nov 18, 2020)
Punts inside 20	2	at Kent State (Nov 04, 2020)
		vs Toledo (Nov 18, 2020)
		vs Central Michigan (Nov 27, 2020)
Long Punt Return	11	at Ball State (Nov 11, 2020)

OPPONENT INDIVIDUAL GAME HIGHS

Rushes	34	HUNTLEY, Caleb, at Ball State (Nov 11, 2020)
Yards Rushing	209	HUNTLEY, Caleb, at Ball State (Nov 11, 2020)
TD Rushes	3	HUNTLEY, Caleb, at Ball State (Nov 11, 2020)
Long Rush	39	HALL, Justin, at Ball State (Nov 11, 2020)
Pass attempts	31	PLITT, Drew, at Ball State (Nov 11, 2020)
Pass completions	22	PLITT, Drew, at Ball State (Nov 11, 2020)
Yards Passing	288	ELEBY, Kaleb, at Western Michigan (Dec 05, 2020)
TD Passes	4	ELEBY, Kaleb, at Western Michigan (Dec 05, 2020)
Long Pass	68	PETERS, Eli, vs Toledo (Nov 18, 2020)
Receptions	8	MCKOY, Isaiah, at Kent State (Nov 04, 2020)
Yards Receiving	119	HALL, Jaylen, at Western Michigan (Dec 05, 2020)
TD Receptions	2	HALL, Jaylen, at Western Michigan (Dec 05, 2020)
Long Reception	68	McKINLEY-LEWIS, vs Toledo (Nov 18, 2020)
Field Goals	3	MEEDER, M., vs Central Michigan (Nov 27, 2020)
Long Field Goal	51	LEWIS, Jacob, at Ball State (Nov 11, 2020)
Punts	4	MEEDER, M., vs Central Michigan (Nov 27, 2020)
Punting Avg	52.0	HENZI, Ian, at Kent State (Nov 04, 2020)
Long Punt	64	ELZINGA, Luke, vs Central Michigan (Nov 27, 2020)
Punts inside 20	2	ELZINGA, Luke, vs Central Michigan (Nov 27, 2020)
Long Punt Return	0	SNYDER, Nathan, at Ball State (Nov 11, 2020)
Long Kickoff Return	42	HALL, Justin, at Ball State (Nov 11, 2020)
Tackles	15	MARTIN, Brandon, at Ball State (Nov 11, 2020)
Sacks	2.0	GAMBLE, Kesean, at Kent State (Nov 04, 2020)
		DIALLO, Mohamed, vs Central Michigan (Nov 27, 2020)
Tackles For Loss	3.5	DIALLO, Mohamed, vs CMU (Nov 27, 2020)
Interceptions	1	CLARK, Dean, at Kent State (Nov 04, 2020)
		SALAAM, Jerem., at Kent State (Nov 04, 2020)
		HINES, Jamal, vs Toledo (Nov 18, 2020)
		REID, Willie, vs Central Michigan (Nov 27, 2020)
		REED, Devonn, vs Central Michigan (Nov 27, 2020)
		KENT, Donte, vs Central Michigan (Nov 27, 2020)

OPPONENT TEAM GAME HIGHS

Rushes	57	vs Central Michigan (Nov 27, 2020)
Yards Rushing	318	vs Central Michigan (Nov 27, 2020)
Yards Per Rush	6.0	at Ball State (Nov 11, 2020)
TD Rushes	3	at Ball State (Nov 11, 2020)
		vs Central Michigan (Nov 27, 2020)
Pass attempts	37	vs Central Michigan (Nov 27, 2020)
Pass completions	24	vs Central Michigan (Nov 27, 2020)
Yards Passing	298	vs Toledo (Nov 18, 2020)
Yards Per Pass	12.4	vs Toledo (Nov 18, 2020)
TD Passes	4	vs Toledo (Nov 18, 2020)
		at Western Michigan (Dec 05, 2020)
Total Plays	94	vs Central Michigan (Nov 27, 2020)
Total Offense	553	vs Central Michigan (Nov 27, 2020)
Yards Per Play	8.0	at Western Michigan (Dec 05, 2020)
Points	45	vs Toledo (Nov 18, 2020)
Sacks By	4	at Kent State (Nov 04, 2020)
		vs Toledo (Nov 18, 2020)
First Downs	30	at Ball State (Nov 11, 2020)
Penalties	13	at Western Michigan (Dec 05, 2020)
Penalty Yards	93	at Western Michigan (Dec 05, 2020)
Turnovers	3	vs Central Michigan (Nov 27, 2020)
		at Western Michigan (Dec 05, 2020)
Interceptions By	3	vs Central Michigan (Nov 27, 2020)
Punts	4	at Kent State (Nov 04, 2020)
Punting Avg	52.0	vs Central Michigan (Nov 27, 2020)
Long Punt	64	vs Central Michigan (Nov 27, 2020)
Punts inside 20	2	at Ball State (Nov 11, 2020)
Long Punt Return	0	



GAME 1

Eastern Michigan	9	0	6	8	--	23
Kent State	13	7	0	7	--	27

Nov. 4, 2020 | Dix Stadium | Kent, Ohio | 6:05 p.m. ET | Attendance: N/A



Team Totals	EMU	KSU
FIRST DOWNS	20	28
Rushing	5	13
Passing	12	13
Penalty	3	2
NET YARDS RUSHING	61	212
Rushing Attempts	32	46
Average Per Rush	1.9	4.6
Rushing Touchdowns	1	2
Yards Gained Rushing	97	243
Yards Lost Rushing	36	31
NET YARDS PASSING	241	219
Completions-Attempts-Int	21-35-2	21-29-1
Average Per Attempt	6.9	7.6
Average Per Completion	11.5	10.4
Passing Touchdowns	2	2
TOTAL OFFENSE YARDS	302	431
Total offense plays	67	75
Average Gain Per Play	4.5	5.7
Fumbles: Number-Lost	0-0	0-0
Penalties: Number-Yards	2-30	9-78
PUNTS-YARDS	2-86	4-155
Average Yards Per Punt	43.0	38.8
Net Yards Per Punt	43.0	38.8
Inside 20	2	0
50+ Yards	0	1
Touchbacks	0	0
Fair catch	1	1
KICKOFFS-YARDS	5-318	5-232
Average Yards Per Kickoff	63.6	46.4
Net Yards Per Kickoff	40.4	33.4
Touchbacks	3	1
Fair Catch Yards	0	0
Punt returns: Number-Yards-TD	0-0-0	0-0-0
Average Per Return	0.0	0.0
Kickoff returns: Number-Yds-TD	2-40-0	2-41-0
Average Per Return	20.0	20.5
Interceptions: Number-Yds-TD	1-43-0	2-0-0
Fumble Returns: Number-Yds-TD	0-0-0	0-0-0
Miscellaneous Yards	0	0
Possession Time	29:03	30:57
1st Quarter	6:54	8:06
2nd Quarter	8:46	6:14
3rd Quarter	9:06	5:54
4th Quarter	4:17	10:43
Third-Down Conversions	5 of 13	4 of 12
Fourth-Down Conversions	2 of 3	2 of 2
Red-Zone Scores-Chances	4-4	2-4
Touchdowns	3-4	2-4
Field goals	1-4	0-4
Sacks By: Number-Yards	1-2	4-25
PAT Kicks	0-1	3-4
Field Goals	1-2	0-0
Points off turnovers	0	0

>>TAKING NOTE...

• Dustin Crum accounted for three touchdowns, leading Kent State to a 27-23 victory.

• Crum threw an 9-yard pass to a wide-open Mark Williams in the end zone that capped scoring with 7:31 to play. Jeremiah Salaam then intercepted a Preston Hutchinson pass on Eastern Michigan's ensuing and final possession.

• Crum was 21-of-29 for 219 yards passing. He threw a 26-yard touchdown pass to Isaiah McKoy and ran for a 1-yard score in the first half. McKoy finished with eight catches for 104 yards.

• Hutchinson was 21-of-35 passing for 241 yards with a pair of touchdown passes to Thomas Odukoya, and had a 1-yard scoring run. Hassan Beydoun had nine receptions for 112 yards.

• Per COVID-19 guidelines, no fans were allowed inside 25,319-seat Dix Stadium.

• Neal Neathery's defensive unit was the star of the third quarter as it held Kent State scoreless for the entire frame out of the halftime intermission. In three possessions, the Golden Flashes were able to muster just 29 yards and had the ball for just 2:57 of clock time. Neathery's unit has now held its opponents scoreless in 10 of its last 26 games.

Second Half Surge Not Enough in Season-Opener

Eastern was led by numerous eye-popping offensive performances

KENT, Ohio (EMUEagles.com) – A second-half surge was not enough to lift the Eastern Michigan University football team over its Mid-American Conference East Division opponent, Kent State University, in the first game of both teams' shortened six-game schedule tonight, Nov. 4. The Golden Flashes trailed for just 4:24 of game time en route to a 27-23 win inside Dix Stadium.

Eastern (0-1; 0-1 MAC) saw tremendous individual performances on both sides of the ball as first-year starting quarterback, junior **Preston Hutchinson**, looked experienced and confident. He completed 21-of-35 pass attempts and amassed 241 yards through the air, which marks the best aerial performance for an EMU QB in a season-opener since Brogan Roback tossed for 267 yards against Charlotte in 2017. Helping the gunslinger was junior wideout **Hassan Beydoun**, who hauled in nine receptions, for 112 yards. His catch total ties a career-high. Senior tight end **Thomas Odukoya** also made a significant impact, setting new career-bests in receptions (2) and touchdowns (2). In the run game, freshman **Darius Boone** became the first freshman running back to rush for 65+ yards in a single game since Breck Turner (86) did it against Western Michigan in week seven of the 2016 campaign. Boone finished with 68 yards on nine carries.

Defensively, the senior duo of linebacker **Terry Myrick** and **Alvinoski LaFleur** led the Eastern effort with 10 tackles, and an interception, respectively. Myrick's double-digit tackling performance is the fourth of his career.

Kent State (1-0; 1-0 MAC) began the game with an efficient drive, quickly moving the ball into EMU territory after just three snaps. EMU recovered to force an early fourth down attempt at its own 26-yard line, although KSU was able to convert on a play-action fade to score the game's first touchdown and take an early lead, 7-0.

Junior returner **Quian Williams** brought high energy on the ensuing special teams play as he returned the kickoff 29 yards to the 50-yard line, setting up the EMU offense. **Chris Creighton** showed confidence in his new quarterback as he dropped back to complete his first pass attempt of the season to Beydoun, an eight-yard reception. Hutchinson tried for a long pass on the next play as he nearly found an open **Tanner Knue** deep in Kent State territory. Two plays later, it was EMU that went for a fourth-time conversion of its own, but it was unable to convert. Kent State eventually turned its good field position into a one-yard rushing TD to go up, 13-0, with 7:45 on the clock.

The EMU offense was able to convert in its next possession. Boone picked up the first chain-mover of the season for Eastern via a 13-yard pickup through the air. The passing game continued to impress on the next snap as Beydoun hauled in a 19-yard completion to get the Eagles to the Kent State 25-yard line. Beydoun followed up with 17 more yards two plays later to get the Eagles to the Kent 10. Although the Eagles were unable to record a touchdown, junior kicker **Chad Ryland** was able to nail a 34-yard field goal attempt to get Eastern on the board, 13-3.

The EMU field goal helped energize the Eagles' defense, who forced a quick three-and-out by the Golden Flashes in the next series. Hutchinson and Co. again moved efficiently in their third possession. Boone got in on the action with the best run of the night, a 34-yard pickup that got EMU inside the red zone. Two more runs by Boone added 14 more yards to his night and gave EMU a first down at the KSU five-yard line. From there, it was Odukoya who took control as he hauled in a five-yard pass to score EMU's first touchdown of the season and bring the Eagles within four, 13-9.

Kent State grabbed the momentum in the early portion of the second quarter as it capped off a six-play, 73-yard drive just 90 seconds into the start of the period to give itself a 20-9 advantage. Although Eastern showed steady offense in its next possession, its chance to score was cut short when KSU's Dean Clark corralled a one-handed interception on a ball thrown by Hutchinson.

With confidence and the ball, Kent again marched into Eastern territory. Undeterred, the EMU defense rose up, registering an interception and 43-yard return of its own when LaFleur collected his second-career pick with 6:46 remaining in the half. With the ball back in hand, the Eastern offense was able to move it to the Kent 34-yard line before Ryland missed a 52-yard field goal.

Defensively, Eastern was able to end the half on a high note, keeping Kent off the board and keeping its lead at just 11, 20-9. Myrick paced EMU with seven tackles heading into the break.

Neal Neathery's defensive unit was the star of the third quarter as it held Kent State scoreless for the entire frame out of the halftime intermission. In three possessions, the Golden Flashes were able to muster just 29 yards and had the ball for just 2:57 of clock time. Neathery's unit has now held its opponents scoreless in 10 of its last 26 games.

Offensively, Eastern did its part as well. After a punt ended its first possession of the third quarter, the Eagles quickly rebounded on try number two. A near-perfect attack saw Hutchinson engineer a 10-play, 69-yard set that concluded with a one-yard QB keeper, a score that brought EMU within five, 20-15.

The two squads punted during the next three possessions, respectively, before EMU's offense struck again, this time at the front-end of the fourth quarter. The Eagles needed just five plays to move the ball 55 yards for a score. Yet another reception by Beydoun, this time for 35-yards, which tied a career-best, put the Eagles in prime position. Just three plays later, Hutchinson found his top-tier tight end, Odukoya, in the end zone again. The three-yard touchdown pass was the second for the duo on the night, and gave Eastern its first lead of the game, 21-20. EMU added a successful two-point conversion to extend its lead to a field goal, 23-20.

Although it appeared to have the momentum, Kent State continued to fight throughout the fourth quarter until it eventually took the lead, 27-23, with 7:31 left. Although EMU got the ball back with time remaining, the Golden Flashes all-but sealed the deal when it picked off Hutchinson for the second time of the night. From there, Kent State was able to run out the clock and record the victory, 27-23.

>>Scoring Summary

Qtr	Time	Team	Scoring Play	Plays	TOP	Score
1st	10:43	KENTST	MCKOY, Isaiah 26 yd pass from CRUM, Dustin (PHILLIS, Seth kick)	11-79	4:17	0-7
1st	07:45	KENTST	CRUM, Dustin 1 yd run (PHILLIS, Seth kick failed)	8-58	2:05	0-13
1st	04:12	EMU	RYLAND, Chad 34 yd field goal	9-43	3:26	3-13
1st	00:30	EMU	ODUKOYA, Thomas 5 yd pass from HUTCHINSON, Preston (RYLAND, Chad kick failed)	6-74	2:28	9-13
2nd	13:17	KENTST	WILLIAMS, Xav. 33 yd run (PHILLIS, Seth kick)	6-73	2:06	9-20
3rd	02:57	EMU	HUTCHINSON, Preston 1 yd run (SMITH, DJ rush failed)	10-69	3:38	15-20
4th	11:55	EMU	ODUKOYA, Thomas 3 yd pass from HUTCHINSON, Preston (WRIGHT, Dominik pass from HUTCHINSON, P.)	4-55	1:59	23-20
4th	07:31	KENTST	WILLIAMS, Mark 9 yd pass from CRUM, Dustin (PHILLIS, Seth kick)	11-75	4:24	23-27

EASTERN MICHIGAN

RUSHING	No.	Net	TD	Lg	Avg.
BOONE, Darius	9	68	0	34	7.6
GRISDOM, Jarius	4	9	0	5	2.2
SMITH, DJ	8	0	0	2	0.0
HUTCHINSON, Preston	11	-16	1	5	-1.5
Totals...	32	61	1	34	1.9

PASSING	Cmp	Att	Int	Yds	TD	Long
HUTCHINSON, Preston	21	35	2	241	2	35
Totals...	21	35	2	241	2	35

RECEIVING	No.	Yds	TD	Lg
BEYDOUN, Hassan	9	112	0	35
WILLIAMS, Quian	4	51	0	25
KNUE, Tanner	4	45	0	19
ODUKOYA, Thomas	2	8	2	5
BOONE, Darius	1	13	0	13
OAKES, Gunnar	1	12	0	12
Totals...	21	241	2	35

PUNTING	No.	Yds	Avg	Long	In 20	TB
JULIEN, Jake	2	86	43.0	48	2	0
Totals...	2	86	43.0	48	2	0

KENT STATE

RUSHING	No.	Net	TD	Lg	Avg.
BRADFORD, Bryan	12	72	0	24	6.0
COOPER, Marquez	16	58	0	11	3.6
WILLIAMS, Xav.	7	55	1	33	7.9
CRUM, Dustin	8	35	1	12	4.4
TEAM	3	-8	0	0	-2.7
Totals...	46	212	2	33	4.6

PASSING	Cmp	Att	Int	Yds	TD	Long
CRUM, Dustin	21	29	1	219	2	26
Totals...	21	29	1	219	2	26

RECEIVING	No.	Yds	TD	Lg
MCKOY, Isaiah	8	104	1	26
CEPHAS, Dante	6	47	0	15
POKE, Ja'Shaun	3	40	0	18
VANCE, Isaac	3	19	0	9
WILLIAMS, Mark	1	9	1	9
Totals...	21	219	2	26

PUNTING	No.	Yds	Avg	Long	In 20	TB
HENZI, Ian	4	155	38.8	50	0	0
Totals...	4	155	38.8	50	0	0



GAME 2

Eastern Michigan	14	7	3	7	--	31
Ball State	7	6	8	17	--	38

Nov. 11, 2020 | Scheumann Stadium | Muncie, Ind. | 7:02 p.m. ET | Attendance: 1,183



Team Totals	EMU	BSU
FIRST DOWNS	22	30
Rushing	10	19
Passing	12	9
Penalty	0	2
NET YARDS RUSHING	227	304
Rushing Attempts	41	52
Average Per Rush	5.5	5.8
Rushing Touchdowns	3	3
Yards Gained Rushing	235	326
Yards Lost Rushing	8	22
NET YARDS PASSING	250	232
Completions-Attempts-Int	17-29-0	22-32-1
Average Per Attempt	8.6	7.2
Average Per Completion	14.7	10.5
Passing Touchdowns	1	1
TOTAL OFFENSE YARDS	477	536
Total offense plays	70	84
Average Gain Per Play	6.8	6.4
Fumbles: Number-Lost	2-1	1-1
Penalties: Number-Yards	5-48	7-65
PUNTS-YARDS	3-132	3-135
Average Yards Per Punt	44.0	45.0
Net Yards Per Punt	37.3	41.3
Inside 20	1	2
50+ Yards	0	2
Touchbacks	1	0
Fair catch	1	1
KICKOFFS-YARDS	6-372	7-362
Average Yards Per Kickoff	62.0	51.7
Net Yards Per Kickoff	34.3	42.4
Touchbacks	2	1
Fair Catch Yards	0	31
Punt returns: Number-Yards-TD	1-11-0	0-0-0
Average Per Return	11.0	0.0
Kickoff returns: Number-Yds-TD	4-40-0	4-116-0
Average Per Return	10.0	29.0
Interceptions: Number-Yds-TD	1-54-0	0-0-0
Fumble Returns: Number-Yds-TD	0-0-0	0-0-0
Miscellaneous Yards	0	0
Possession Time	29:43	30:17
1st Quarter	8:13	6:47
2nd Quarter	6:44	8:16
3rd Quarter	6:49	8:11
4th Quarter	7:57	7:03
Third-Down Conversions	3 of 11	4 of 13
Fourth-Down Conversions	1 of 3	3 of 3
Red-Zone Scores-Chances	4-4	4-4
Touchdowns	4-4	3-4
Field goals	0-4	1-4
Sacks By: Number-Yards	3-20	0-0
PAT Kicks	4-4	3-3
Field Goals	1-2	3-3
Points off turnovers	7	0

>>TAKING NOTE...

• BSU's Caleb Huntley had a career-high 204 yards rushing and three touchdowns, including a 1-yard score with 6 seconds to play, as Ball State rallied from a 14-point deficit.

• EMU quarterback Preston Hutchinson's third touchdown run for the Eagles tied it a 31-all with 4:12 to play but Ball State answered with an 11-play, 79-yard drive capped when Huntley scored on an off-tackle run.

• Drew Plitt finished 22-of-31 passing for 232 yards and one touchdown with one interception for the Cardinals. Justin Hall had seven receptions for 55 yards, extending the longest active streak in FBS with a catch in his 38th consecutive game. The senior lead all active FBS players with 219 career receptions.

• Hutchinson completed 17-of-29 passes for 250 yards and a score and added 17 carries for 103 yards Eastern Michigan. The junior went into the game with career totals of minus-23 yards rushing and three rushing TDs.

• The Eagles led 21-7 midway through the second quarter and Chad Ryland's career-long tying 52-yard field goal with 9:39 left in the third quarter made it 24-13. Huntley scored on a 13-yard run and Drew Plitt's pass to YoHeinz Tyler for the 2-point conversion trimmed Ball State's deficit to three points.

• Tyler scored a 33-yard catch-and-run to gave Ball State its first lead at 28-24 with about 10 minutes to play.

Football Bested by Ball State in #MACtion Thriller, 38-31

EMU saw career-best offensive performances from numerous players

MUNCIE, Ind. (EMUEagles.com) – The Eastern Michigan University football team fought back to erase a seven-point deficit with just over four minutes on the clock, but ultimately fell short, 38-31, in its Mid-American Conference matchup with Ball State University tonight, Nov. 11, at Scheumann Stadium.

Down eight, 31-24, with 5:02 remaining in the game, junior quarterback **Preston Hutchinson** engineered a three-play, 75-yard scoring drive which culminated with a one-yard touchdown run by the first-year signal caller. The best play of the series came from sophomore wide out **Tanner Knue**, who hauled in a career-best 71-yard reception on the second play of the 50-second set to put the Eagles in great position to score.

As it did all night, Ball State (1-1, 1-1 MAC) responded in the next possession. The Cardinals, who scored in four of their final five possessions in the game, were able to eat the clock and score the go-ahead touchdown with just six seconds left in the game, ending any chance of an EMU comeback.

Despite the loss, Eastern (0-2, 0-2 MAC) put together an incredible offensive performance, filled with both impressive team and individual stats. As a team, the Eagles racked up 477 yards of offense, its best single-game total since recording 509 in its 2019 regular season finale against Kent State, Nov. 29.

Individually, Hutchinson shined bright. He finished the night with 250 yards through the air (17-of-29) and one touchdown, while rushing for a team-best 104 yards on 17 attempts, and three scores. His 17 pass completions is the second-best mark of his career, while his rushing attempts, yards, and touchdowns, are all career-bests. Additionally, he is the first EMU quarterback to run for better than 100 yards since **Mike Glass III** trotted for 125 against Toledo, Oct. 13, 2018. Knue's eight receptions and 121 yards were also career-bests for him. Senior tight end **Bryson Cannon** also had personal bests in receptions (5), yards (76), and long reception (37 yards). In the backfield, junior **Samson Evans** was impressive in his first game with EMU, rushing for 63 yards on 14 attempts.

Defensively, senior **Terry Myrick** led the way for the second straight week as he recorded another 10-tackle game for the Green and White. Elsewhere, freshman **Alex Merritt** recorded his first-career fumble recovery and sack.

The Eastern defense was strong right out of the gates, forcing a punt on the first drive of the game for the first time on the young season.

If the defense started hot, then the offense was burning, as Hutchinson took over and led a nearly-perfect opening drive for the Green and White. The best play of the series featured a 37-yard crossing-route completion to Cannon, the longest reception of his career and second of four passes that he corralled in the quarter. That set up Evans, who carried the ball 13 yards to the Ball State one-yard line. Evans was in the lineup for the first time this season after missing EMU's Week One game at Kent State, Nov. 4. From there, Hutchinson took matters into his own hands, scoring his second rushing touchdown of the season. Junior kicker **Chad Ryland** added the extra point to give EMU a 7-0 lead with 8:59 on the clock.

Ball State answered quickly on its next possession, needing just 2:54 to score seven points of its own and tie the game, 7-7. Back on the field for its second possession, the Eastern offense continued moving like a freight train towards the Cardinals' end zone. Samson and Hutchinson combined for 20 total rushing yards over the first three plays of the drive before Knue and Cannon secured five and 15-yard receptions, respectively. Three plays later, Hutchinson found former quarterback and current tight end **Aaron Jackson** for eight yards, his first-career reception. Moments later, Hutchinson found Cannon again, this time for a 10-yard, diving grab in the end zone. The extra point gave EMU a 14-7 advantage.

With the offensive highlight reel in full swing, the EMU defense stepped up with some big-time plays of its own during Ball State's next two possessions. After moving the ball into Eastern territory, it was **Avinowski LaFleur** that stalled the Ball State drive as he recorded his second interception in as many weeks. He returned it 54 yards, setting up the Eagles' offense inside BSU real estate. To the Cardinals' credit, they were able to get the ball back after turning EMU on downs. Ready again, the defense forced another turnover in Ball State's ensuing possession. This time, it was Merritt who was able to recover a fumble, giving Eastern the ball back at its own 29-yard line.

With the ball, and up seven, 14-7, **Chris Creighton**'s offense fed off the momentum created by the defense. After a quick nine-yard hookup with Cannon to get the drive started, Hutchinson ran it on two of the next three plays, racking up 43 yards on those attempts alone. With the ball at the Cardinal 12-yard line, Hutchinson went back to work, picking up every inch by himself during the next two plays, both runs, to score his second rushing touchdown of the night, which put EMU up, 20-7. Ryland again hit the chip shot to give EMU a 14-point edge, 21-7, with 6:56 remaining in the opening half.

The Eastern defense remained stout in its next two stints on the field as it held Ball State to a pair of field goals on its final possessions before the halftime intermission, 21-13.

Although a large contingent of Eagles had impressive first-half performances, it was Hutchinson who stole the show. The first-year starter finished with a 9-for-13 passing mark, amassing 121 yards through the air. On the ground, Hutchinson kept it a team-leading eight times for 77 yards. The 77-yard first-half rushing performance is the best of any EMU player this season.

When it was all said-and-done, the Eagles took an eight-point, 21-13, lead into the break.

The MAC West Division rivals traded punts to begin the second half as both defenses appeared to sure up some insecurities. Eastern struck first, however, on its second possession. Although the Eagles were able to move the ball just 28 yards on six plays, it was enough to give Ryland a field goal attempt from 52 yards. With the snap and hold down, the Lebanon, Pa. native blasted it through the uprights, matching his career-long and extending EMU's lead to 11, 24-13. The kick was Ryland's fourth-career make from 50+ yards.

Undeterred by EMU's offensive success, Drew Plitt and the Ball State offense battled back in its next chance with the ball. The fourth-year starting quarterback led the Cardinals on a 13-play, 70 yard drive that resulted in a touchdown and brought BSU within five, 24-19, with 4:34 remaining in the third. BSU completed a successful two-point try to make it a 24-21 contest. Merritt continued his impressive defensive performance during the drive as he recorded his first-career sack during the series.

After another pair of unsuccessful drives between the two clubs, Ball State again found offensive momentum in the early portion of the fourth quarter. In contrast to its lengthy, 13-play touchdown drive just 10 minutes earlier, this touchdown drive took just three plays and 65 ticks off the clock. The extra point gave Ball State a seven-point edge, 31-24.

With their backs against the wall, it was Eastern's turn to make a big play, and that's exactly what it did. With the ball, Hutchinson threaded a beautiful 71-yard dart to Knue, which eventually led to an EMU score.

Despite a late surge of momentum, Ball State proved too strong, scoring once more to close the game, 38-31.

>>Scoring Summary

Qtr	Time	Team	Scoring Play	Plays	TOP	Score
1st	08:59	EMU	HUTCHINSON, Preston 1 yd run (RYLAND, Chad kick)	7-88	2:51	7-0
1st	06:05	BALL	HUNTLEY, Caleb 7 yd run (KNIGHT, Jack kick)	8-75	2:54	7-7
1st	00:43	EMU	CANNON, Bryson 10 yd pass from HUTCHINSON, Preston (RYLAND, Chad kick)	11-64	5:16	14-7
2nd	07:04	EMU	HUTCHINSON, Preston 10 yd run (RYLAND, Chad kick)	6-71	2:41	21-7
2nd	04:14	BALL	KNIGHT, Jack 44 yd field goal	7-25	2:42	21-10
2nd	00:00	BALL	LEWIS, Jacob 51 yd field goal	11-56	1:30	21-13
3rd	09:39	EMU	RYLAND, Chad 52 yd field goal	7-28	1:30	24-13
3rd	04:34	BALL	HUNTLEY, Caleb 13 yd run (TYLER, YoHeinz pass from PLITT, Drew)	13-70	4:56	24-21
4th	10:02	BALL	TYLER, YoHeinz 33 yd pass from PLITT, Drew (KNIGHT, Jack kick)	3-65	1:05	24-28
4th	05:02	BALL	KNIGHT, Jack 34 yd field goal	5-28	1:46	24-31
4th	04:12	EMU	HUTCHINSON, Preston 1 yd run (RYLAND, Chad kick)	3-75	0:50	31-31
4th	00:06	BALL	HUNTLEY, Caleb 1 yd run (KNIGHT, Jack kick)	11-79	4:12	31-38

EASTERN MICHIGAN

RUSHING	No.	Net	TD	Lg	Avg.
HUTCHINSON, P.	17	104	3	31	6.1
EVANS, Samson	14	63	0	13	4.5
BESS, Trey	7	52	0	27	7.4
GRISOM, Jarius	1	7	0	7	7.0
SMITH, DJ	2	1	0	1	0.5
Totals...	41	227	3	31	5.5

PASSING	Cmp	Att	Int	Yds	TD	Long
HUTCHINSON, Preston	17	29	0	250	1	71
Totals...	17	29	0	250	1	71

RECEIVING	No.	Yds	TD	Lg
KNUE, Tanner	8	121	0	71
CANNON, Bryson	5	76	1	37
ODUKOYA, Thomas	2	28	0	20
EVANS, Samson	1	17	0	17
JACKSON, Aaron	1	8	0	8
Totals...	17	250	1	71

PUNTING	No.	Yds	Avg	Long	In20	TB
JULIEN, Jake	3	132	44.0	47	1	1
Totals...	3	132	44.0	47	1	1

BALL STATE

RUSHING	No.	Net	TD	Lg	Avg.
HUNTLEY, Caleb	34	204	3	21	6.0
HALL, Justin	4	70	0	34	17.5
JONES, Will	8	46	0	13	5.8
TEAM	1	2	0	0	2.0
DAVIS, Antwan	1	1	0	1	1.0
PLITT, Drew	4	-19	0	1	-4.8
Totals...	52	304	3	34	5.8

PASSING	Cmp	Att	Int	Yds	TD	Long
PLITT, Drew	22	31	1	232	1	33
TEAM	0	1	0	0	0	0
Totals...	22	32	1	232	1	33

RECEIVING	No.	Yds	TD	Lg
DAVIS, Antwan	7	69	0	19
HALL, Justin	7	55	0	16
TYLER, YoHeinz	4	64	1	33
RUDY, Cody	2	16	0	10
LITTLE, Hassan	1	15	0	15
HUNTLEY, Caleb	1	13	0	13
Totals...	22	232	1	33

PUNTING	No.	Yds	Avg	Long	In20	TB
SNYDER, Nathan	3	135	45.0	53	2	0
Totals...	3	135	45.0	53	2	0



GAME 3

Toledo	7	17	14	7	--	45
Eastern Michigan	0	7	6	15	--	28

Nov. 18, 2020 | Rynearson Stadium | Ypsilanti, Mich. | 7:02 p.m. ET | Attendance: N/A



Team Totals	TOL	EMU
FIRST DOWNS	27	18
Rushing	13	4
Passing	10	10
Penalty	4	4
NET YARDS RUSHING	191	34
Rushing Attempts	44	31
Average Per Rush	4.3	1.1
Rushing Touchdowns	1	0
Yards Gained Rushing	218	77
Yards Lost Rushing	27	43
NET YARDS PASSING	298	244
Completions-Attempts-Int	16-24-0	25-39-1
Average Per Attempt	12.4	6.3
Average Per Completion	18.6	9.8
Passing Touchdowns	4	4
TOTAL OFFENSE YARDS	489	278
Total offense plays	68	70
Average Gain Per Play	7.2	4.0
Fumbles: Number-Lost	2-2	2-2
Penalties: Number-Yards	8-87	10-89
PUNTS-YARDS	2-78	6-265
Average Yards Per Punt	39.0	44.2
Net Yards Per Punt	35.5	44.3
Inside 20	1	2
50+ Yards	0	1
Touchbacks	0	0
Fair catch	1	3
KICKOFFS-YARDS	8-420	5-275
Average Yards Per Kickoff	52.5	55.0
Net Yards Per Kickoff	39.8	38.2
Touchbacks	3	0
Fair Catch Yards	68	0
Punt returns: Number-Yards-TD	2--1-0	1-7-0
Average Per Return	-0.5	7.0
Kickoff returns: Number-Yds-TD	5-84-0	2-27-0
Average Per Return	16.8	13.5
Interceptions: Number-Yds-TD	1-20-1	0-0-0
Fumble Returns: Number-Yds-TD	0-0-0	0-0-0
Miscellaneous Yards	0	0
Possession Time	32:34	27:26
1st Quarter	10:53	4:07
2nd Quarter	9:39	5:21
3rd Quarter	5:50	9:10
4th Quarter	6:12	8:48
Third-Down Conversions	5 of 11	6 of 17
Fourth-Down Conversions	1 of 1	4 of 4
Red-Zone Scores-Chances	1-4	4-4
Touchdowns	1-4	4-4
Field goals	0-4	0-4
Sacks By: Number-Yards	4-32	2-15
PAT Kicks	6-6	2-2
Field Goals	1-3	0-0
Points off turnovers	10	7

>>TAKING NOTE...

• Bryant Koback ran for 149 yards, Eli Peters and Carter Bradley each threw a pair of touchdown passes and Toledo rolled to a 45-28 victory.

• Koback had 102 yards rushing in the first half and finished with 24 carries, including a 5-yard touchdown run in the second quarter. Peters and Bradley combined for 298 yards passing, and each hit a different receiver for scores. Danzel McKinley-Lewis caught a 68-yard touchdown pass from Peters early in the second quarter. Ronnie Blackmon had a 58-yard touchdown catch from Brady early in the third.

• Jamal Hines picked off Preston Hutchinson's shovel pass and ran 20 yards into the end zone that stretched the Rockets' lead to 45-13 midway through the fourth quarter.

• Hutchinson threw four touchdown passes and completed 25-of-38 pass attempts for 244 yards to lead Eastern Michigan. Hutchinson had scoring throws to four receivers. Quian Williams led with eight catches for 86 yards and a touchdown.

• Toledo has outscored opponents 69-21 in the first half this season.

• The Rockets have won 19 of the last 21 in the series.

Football Falls to Toledo in Home-Opener, 45-28

Terry Myrick led the Eagles with a career-high 14 tackles; Tanner Knue scored first TD

YPSILANTI, Mich. (EMUEagles.com) – The Eastern Michigan University football team was unable to overcome an early deficit as it opened its 2020 home campaign with a Mid-American Conference setback, 45-28, to its West Division rival, the University of Toledo, at "The Factory," inside Rynearson Stadium, Nov. 18.

Eastern (0-3, 0-3 MAC) outscored Toledo (2-1, 2-1 MAC) in the fourth quarter, but was unable to pull within striking distance before time ran out. Junior quarterback **Preston Hutchinson** found senior tight end **Bryson Cannon** for an eight-yard touchdown reception with 12 seconds left. The score capped off a drive consisting of 17 plays for 62 yards.

Offensively, Hutchinson paced the Eagles as he completed 25-of-38 pass attempts for 244 yards and four touchdowns. Junior receiver **Quian Williams** recorded a team-high eight receptions for 86 yards with touchdown grab, while classmate **Hassan Beydoun** tallied eight receptions for 64 yards.

On the defensive side, 10 Eagles posted career-highs in tackles. Senior linebacker **Terry Myrick** led the way with 14 stops. Junior **Tariq Speights** followed with 11, while junior **Korey Hernandez** and freshman **Mark Lee Jr.** each notched seven tackles, respectively.

Senior **Jake Julien** led the punting game for the Eagles with six boots for 256 yards. He averaged 44.2 yards per punt with a long of 53 yards, which tied his season long. Additionally, he placed two punts inside the 20-yard line.

The EMU defense was strong right out of the locker room, forcing a punt on the first drive of the game for the second time this season. However, the offense couldn't convert as the Green and White went three-and-out on their first drive of the game. On the Rockets' next drive, Myrick came up big with a strip-sack to force a fumble at the EMU 14-yard line to give the Eagles' offense a chance to strike.

After a booming punt from Julien, Toledo answered on its next possession, needing just 1:23 to score seven points of its own and take a 7-0 lead. The score came as UT quarterback Eli Peters connected with Devin Maddox for a 25-yard touchdown completion, while kicker Evan Davis added the extra point to close out the first quarter.

Down, 14-0, early in the second quarter, the Eagles took advantage of a muffed punt, scoring off of the turnover as Hutchinson found teammate sophomore **Tanner Knue** in the back of the endzone for a 17-yard completion with 10:43 left in the frame. The touchdown was the first for Knue in his career, and came just one day after receiving a full-ride scholarship. Junior **Chad Ryland** converted on the extra-point attempt to make it a one-score game, 14-7.

Although EMU's next drive ended with a fumble, the defensive players were able to rally with conviction, as senior defensive lineman **Turan Rush** picked up a huge sack to force a Toledo field-goal attempt, which ultimately missed. Despite the momentum, Toledo was able to take a 24-7 lead into the break.

Eastern Michigan's offense moved the ball well throughout parts of the third quarter, the Rocket defense was able to force two consecutive possessions out of the halftime intermission. Toledo took advantage of those stops, finding the back of the end zone in its first two drives of the third stanza, making the score 38-7, with 5:48 left in the quarter. The Eagles, who showed consistent resiliency, worked their way down the field just moments later for what was ultimately a 12-play, 75-yard scoring drive. Freshman running back **DJ Smith** capped the scoring series with his first-career touchdown, a nine-yard reception. EMU attempted the two-point conversion, but couldn't capitalize, and went to the fourth down, 38-13.

The Eastern offense continued to fight in the fourth quarter, as it rattled off a five-play, 77-yard scoring drive over two minutes as Williams pulled in a 12-yard touchdown pass with 7:13 remaining. Hutchinson found Knue for the two-point conversion to cut Toledo's lead to 45-21. The Eagles' defense forced a Toledo punt on the next possession, and the offense marched back down the field over the next five minutes to score an eight-yard touchdown with 12 ticks remaining. The late score was Cannon's first of the season. Ryland's extra point attempt was good, and brought the score to 45-28, where it would ultimately finish.

>>Scoring Summary

Qtr	Time	Team	Scoring Play	Plays	TOP	Score
1st	01:23	TOLEDO	MADDOX, Devin 25 yd pass from PETERS, Eli (DAVIS, Evan kick)	11-82	4:47	7-0
2nd	14:37	TOLEDO	McKINLEY-LEWIS, D. 68 yd pass from PETERS, Eli (DAVIS, Evan kick)	1-68	0:10	14-0
2nd	10:43	EMU	KNUE, Tanner 17 yd pass from HUTCHINSON, Preston (RYLAND, Chad kick)	2-17	0:13	14-7
2nd	05:18	TOLEDO	KOBACK, Bryant 5 yd run (DAVIS, Evan kick)	10-71	5:18	21-7
2nd	00:23	TOLEDO	DAVIS, Evan 39 yd field goal	7-32	1:49	24-7
3rd	11:51	TOLEDO	WINSTEAD, Isaiah 24 yd pass from BRADLEY, Carter (DAVIS, Evan kick)	4-74	1:19	31-7
3rd	05:48	TOLEDO	BLACKMON, Ronnie 57 yd pass from BRADLEY, Carter (DAVIS, Evan kick)	7-76	3:38	38-7
3rd	00:53	EMU	SMITH, DJ 9 yd pass from HUTCHINSON, Preston (CANNON, Bryson pass failed)	12-75	4:55	38-13
4th	09:56	TOLEDO	HINES, Jamal 20 yd interception return (DAVIS, Evan kick)			45-13
4th	07:13	EMU	WILLIAMS, Quian 12 yd pass from HUTCHINSON, Preston (KNUE, Tanner pass from HUTCHINSON, P)	5-77	2:32	45-21
4th	00:12	EMU	CANNON, Bryson 8 yd pass from HUTCHINSON, Preston (RYLAND, Chad kick)	17-63	5:16	45-28

TOLEDO

RUSHING	No.	Net	TD	Lg	Avg.
KOBACK, Bryant	24	149	1	21	6.2
FINN, Dequan	4	33	0	21	8.2
KELLY, Micah	10	16	0	6	1.6
BRADLEY, Carter	1	13	0	13	13.0
Team	1	-7	0	0	-7.0
PETERS, Eli	4	-13	0	5	-3.2
Totals...	44	191	1	21	4.3

PASSING	Cmp	Att	Int	Yds	TD	Long
PETERS, Eli	11	15	0	190	2	68
BRADLEY, Carter	5	8	0	108	2	57
FINN, Dequan	0	1	0	0	0	0
Totals...	16	24	0	298	4	68

RECEIVING	No.	Yds	TD	Lg
BLACKMON, Ronnie	5	88	1	57
McKINLEY-LEWIS, D.	2	80	1	68
WINSTEAD, Isaiah	2	60	1	36
NEWTON, Jerjuan	2	25	0	15
MADDOX, Devin	1	25	1	25
KOBACK, Bryant	1	14	0	14
TURNER, Jamal	1	7	0	7
ROSI, Drew	1	0	0	0
KELLY, Micah	1	-1	0	0
Totals...	16	298	4	68

PUNTING	No.	Yds	Avg	Long	In20	TB
FLINT, Bailey	2	78	39.0	41	1	0
Totals...	2	78	39.0	41	1	0

EASTERN MICHIGAN

RUSHING	No.	Net	TD	Lg	Avg.
SMITH, DJ	8	17	0	4	2.1
MACKEY, Karmi	3	11	0	7	3.7
HUTCHINSON, P.	15	10	0	15	0.7
TEAM	1	-1	0	0	-1.0
BESS, Trey	4	-3	0	2	-0.8
Totals...	31	34	0	15	1.1

PASSING	Cmp	Att	Int	Yds	TD	Long
HUTCHINSON, P.	25	38	1	244	4	22
JACKSON, Aaron	0	1	0	0	0	0
Totals...	25	39	1	244	4	22

RECEIVING	No.	Yds	TD	Lg
WILLIAMS, Quian	8	86	1	19
BEYDOUN, Hassan	8	64	0	22
SMITH, DJ	2	26	1	17
KNUE, Tanner	2	25	1	17
CANNON, Bryson	2	16	1	8
JACKSON, Aaron	2	15	0	8
MACKEY, Karmi	1	12	0	12
Totals...	25	244	4	22

PUNTING	No.	Yds	Avg	Long	In20	TB
JULIEN, Jake	6	265	44.2	53	2	0
Totals...	6	265	44.2	53	2	0



GAME 4

Central Michigan	6	0	0	25	--	31
Eastern Michigan	7	10	3	3	--	23

Nov. 27, 2020 | Rynearson Stadium | Ypsilanti, Mich. | 4:02 p.m. ET | Attendance: N/A



Team Totals	CMU	EMU
FIRST DOWNS	28	22
Rushing	19	6
Passing	8	15
Penalty	1	1
NET YARDS RUSHING	318	74
Rushing Attempts	57	31
Average Per Rush	5.6	2.4
Rushing Touchdowns	3	2
Yards Gained Rushing	329	104
Yards Lost Rushing	11	30
NET YARDS PASSING	235	365
Completions-Attempts-Int	24-37-1	23-37-3
Average Per Attempt	6.4	9.9
Average Per Completion	9.8	15.9
Passing Touchdowns	0	0
TOTAL OFFENSE YARDS	553	439
Total offense plays	94	68
Average Gain Per Play	5.9	6.5
Fumbles: Number-Lost	2-2	2-2
Penalties: Number-Yards	7-64	2-15
PUNTS-YARDS	2-104	2-94
Average Yards Per Punt	52.0	47.0
Net Yards Per Punt	49.5	47.0
Inside 20	1	2
50+ Yards	1	1
Touchbacks	0	0
Fair catch	0	2
KICKOFFS-YARDS	7-358	6-379
Average Yards Per Kickoff	51.1	63.2
Net Yards Per Kickoff	33.9	42.7
Touchbacks	0	3
Fair Catch Yards	0	0
Punt returns: Number-Yards-TD	0-0-0	1-5-0
Average Per Return	0.0	5.0
Kickoff returns: Number-Yds-TD	2-48-0	6-121-0
Average Per Return	24.0	20.2
Interceptions: Number-Yds-TD	3-42-0	1-13-0
Fumble Returns: Number-Yds-TD	0-0-0	0-0-0
Miscellaneous Yards	0	0
Possession Time	33:16	26:44
1st Quarter	8:30	6:30
2nd Quarter	6:42	8:18
3rd Quarter	9:18	5:42
4th Quarter	8:46	6:14
Third-Down Conversions	8 of 17	7 of 13
Fourth-Down Conversions	3 of 4	1 of 1
Red-Zone Scores-Chances	5-8	5-5
Touchdowns	3-8	2-5
Field goals	2-8	3-5
Sacks By: Number-Yards	2-13	0-0
PAT Kicks	2-2	2-2
Field Goals	3-3	3-3
Points off turnovers	13	0

>>TAKING NOTE...

• Lew Nichols III had two fourth-quarter touchdown runs and finished with a career-high 196 yards rushing, and Central Michigan scored 25 points in the final quarter to beat Eastern Michigan, 31-23.

• Nichols scored from the 9 and 1 to cap long drives, and Marshall Meeder made a 21-yard field goal with 2:31 to play to give Central Michigan a 24-23 lead.

• Devonn Reed intercepted a Preston Hutchinson tipped pass on Eastern Michigan's next possession. Kobe Lewis scored on a 9-yard touchdown run three plays later for the Chippewas with 1:43 remaining.

• Nichols had 29 carries and Lewis added 106 yards rushing on 18 carries. Meeder kicked field goals from the 51 and 29 in the first quarter.

• Hutchinson was 23-of-37 for 365 yards passing, threw three interceptions and added 57 yards on the ground. Hutchinson had a 3-yard touchdown run in the first quarter and broke loose for a 20-yard TD run midway through the second.

Football Falls Short to In-State Rival Central Michigan

Terry Myrick shined with 17 tackles on the defensive side of the ball

YPSILANTI, Mich. (EMU/Eagles.com) – The Eastern Michigan University football team fell at home to Central Michigan University, 31-23, tonight, Nov. 27, in a Mid-American Conference affair at Rynearson Stadium. The Eagles were up 20-6 late in the third quarter, but ultimately could not hold on to the advantage as the Chippewas outscored the Green and White 25-3 to end the game and finish on top.

EMU (0-4; 0-4 MAC) saw stellar offensive performances across the board, with junior quarterback Preston Hutchinson leading the way. Eastern's first-year field general finished the game with a 23-for-37 mark through the air, which was good for a career-best 365 yards through the air. His aerial performance was the first for EMU that went for better than 350 yards since Mike Glass III threw for 386 yards against Kent State, Nov. 29, 2019. Hutchinson added 57 yards and two touchdowns on the ground. Junior Hassan Beydoun grabbed eight catches for 100 yards, reaching the 100-yard mark for the second time this season and third time in his career. The feat is also the 129th time in EMU football history that a Green and White wideout has eclipsed 100 yards in a game. Sophomore Tanner Knue was another reliable target, notching six receptions for 91 yards. Senior Bryson Cannon hauled in two catches for 86 yards, highlighted by a 79-yard play that resulted in an EMU field goal.

On defense, five Eagles recorded double-digit stops, led by senior linebacker Terry Myrick with 17 total tackles to best his previous career-high of 14 set just last week, against Toledo, Nov. 18. Freshman defensive back Kempton Shine posted 14 tackles, his first double-figure outing at EMU, while junior DB Korey Hernandez and classmate Tariq Sepights both notched 12 tackles, respectively. Senior Alvinoski LaFleur produced a career-high in tackles with 11. He added his second-career forced fumble (first of the season) as well in the contest.

On special teams, junior place kicker Chad Ryland added 11 points of his own, sending three field goals (34, 32, 29) and two extra-points through the uprights. The Cedar Crest, Pa. product has now produced three games recording three field goals. Senior punter Jake Julien pinned the Chippewas inside the 20 twice while averaging 47.0 yards per boot, including one 50-yard punt. Junior Quian Williams ran back a kick-off for 35-yards, marking a new career long for the Oklahoma native.

The EMU offense started the game hot yet again as Hutchinson led a perfect opening drive for the Green and White. The series was highlighted by a 43-yard pass completion to Williams, his longest reception of the season. That set up Hutchinson, who carried the ball five yards to the Central Michigan three-yard line. The Ohio native called his own number again, finding the back of the end zone on a three-yard scamper to put EMU first on the board. Ryland added the extra point to give Eastern a 7-0 lead with 11:51 on the clock.

The EMU defense also started strong, holding Central Michigan (3-1; 3-1 MAC) to field goals on its first two possessions. CMU's Marshall Meeder punched in a 51-yard and 29-yard FG to cut the Eagles lead to one, 7-6, to end the first quarter.

To start the second quarter, Eastern worked its way down the field with a 32-yard pass completion from Hutchinson to Beydoun to reach the CMU 22-yard line. The Eagles were unable to get the first down after two short rushes and an incomplete pass, but Ryland propelled EMU's lead to four, 10-6, with a 34-yard field goal with 14:56 in the second period.

With the offensive highlight reel in full swing, the Eagle defense stepped up with some big plays during Central Michigan's next two possessions. After moving the ball into Eastern territory, it was LaFleur that thwarted the Chippewa drive as he forced his fumble on the one-yard line. Myrick recovered it in the end zone for a touchback. CMU was able to retrieve the ball back after turning EMU on downs. Ready again, the defense forced a three-and-out as the Eagles took over on its own 21-yard line.

With the ball, and up, 10-6, Eastern's offense picked up on the momentum created by the defense. A Hutchinson rush for eight yards got the drive started and passes to Beydoun and Drummond got the Eagles down to the EMU 34-yard line. Hutchinson went back to work again and found Beydoun for a 14-yard pass to the CMU 20, before the QB ran in his second rushing touchdown of the night, which put EMU up, 16-6. Ryland again hit the extra-point attempt to give Eastern an 11-point edge, 17-6, with 6:02 remaining in the opening half.

The EMU defense held strong against the Chippewa offense with an interception from senior Jeff Hubbard as CMU was driving to hold onto the lead, 17-6.

Central Michigan opened up the second half of action with a drive deep into EMU territory before coughing up the ball yet again. This time, it was Shine who jumped on the loose ball to give the Eagles their second redzone stop of the game.

Back on the field following an Eastern interception, Neal Neathery's "Hard Hat D" came up big again. The Chippewas were unable to put any points on the board as the EMU defense made an impressive goal line stand to keep the game at 17-6.

After picking up just five yards on its next two plays, the EMU offense found a firework when Hutchinson tossed a pass to a wide-open Cannon 79-yard completion. The play is tied-for-second in longest pass play from scrimmage in Rynearson Stadium history, sharing the record with Charlie Batch, who completed a 79-yard bomb to Ta-If Kumasi versus Akron on Oct. 18, 1997. The Green and White capped-off the nine-play, 85-yard drive with another Ryland field goal to extend the lead to 14 (20-6) with 3:07 remaining in the third.

EMU continued to stand tall on the defensive side of the ball, holding the Chippewas scoreless in the third quarter of action. For the Eagles, they have held opponents scoreless out of the break in 10 out of their last 29 games (35%). However, the Chippewas punched it on fourth-down and converted on the two-point try to get within one possession, 20-14 with 14:02 left to play.

Hutchinson and company responded with a score of their own, as Ryland knocked home his third field goal of the game to make it 23-14 at the 8:59 mark. The last time the Keystone State product registered a three-field goal performance was at the Quick Lane Bowl, Dec. 26, 2019.

The two teams traded scores once more as CMU scored a touchdown on the ground and converted the extra-point attempt to make it a 23-21 game with 4:34 remaining. Following the Chippewas' kick-off, an unfortunate pitch by Hutchinson resulted in a CMU fumble recovery at Eastern's 8-yard line. The Green and White defense held true on the Chippewas' possession, forcing a field goal as CMU took the lead, 24-23 at 2:31 in the fourth.

With under three minutes left to play, Hutchinson threw a pass that bounced off a Central Michigan helmet and into the hands of the defense. Following the turnover, the Chippewas punched in another score on the ground to take a 31-23 lead with 1:36 left in the game. After picking up a first down on the final drive, CMU made an athletic interception to seal the deal. Despite the Eagles best comeback efforts, it was the Chippewas held on to win, 31-23.

>>Scoring Summary

Qtr	Time	Team	Scoring Play	Plays	TOP	Score
1st	11:58	EMU	HUTCHINSON, Preston 3 yd run (RYLAND, Chad kick)	6-63	2:57	0-7
1st	08:05	CMU	MEEDER, Marshall 51 yd field goal	9-39	3:46	3-7
1st	02:12	CMU	MEEDER, Marshall 29 yd field goal	14-50	4:37	6-7
2nd	14:56	EMU	RYLAND, Chad 34 yd field goal	6-56	2:10	6-10
2nd	06:02	EMU	HUTCHINSON, Preston 20 yd run (RYLAND, Chad kick)	9-79	3:20	6-17
3rd	03:07	EMU	RYLAND, Chad 32 yd field goal	9-85	4:52	6-20
4th	14:02	CMU	NICHOLS III, Lew 9 yd run (LAW, Drayton pass from BROCK, Ty) 15-75	17-75	4:05	14-20
4th	08:59	EMU	RYLAND, Chad 29 yd field goal	10-49	4:56	14-23
4th	04:34	CMU	NICHOLS III, Lew 1 yd run (MEEDER, Marshall kick)	12-75	4:25	21-23
4th	02:31	CMU	MEEDER, Marshall 21 yd field goal	4-4	1:47	24-23
4th	01:43	CMU	LEWIS, Kobe 9 yd run (MEEDER, Marshall kick)	3-32	0:43	31-23

CENTRAL MICHIGAN

RUSHING	No.	Net	TD	Lg	Avg.
NICHOLS III, Lew	29	196	2	36	6.8
LEWIS, Kobe	18	106	1	31	5.9
BROCK, Ty	5	18	0	6	3.6
RICHARDSON, Daniel	1	7	0	7	7.0
PIMPLETON, Kalil	2	-4	0	0	-2.0
TEAM	2	-5	0	0	-2.5
Totals...	57	318	3	36	5.6

PASSING	Cmp	Att	Int	Yds	TD	Long
RICHARDSON, Daniel	15	21	1	173	0	55
BROCK, Ty	9	15	0	62	0	10
TEAM	0	1	0	0	0	0
Totals...	24	37	1	235	0	55

RECEIVING	No.	Yds	TD	Lg
LEWIS, Kobe	7	36	0	9
SULLIVAN, JaCorey	5	46	0	16
PIMPLETON, Kalil	4	36	0	18
DIXON, Dallas	3	83	0	55
LAW, Drayton	3	26	0	10
WILSON, Joel	2	8	0	4
Totals...	24	235	0	55

PUNTING	No.	Yds	Avg	Long	In20	TB
ELZINGA, Luke	2	104	52.0	64	1	0
Totals...	2	104	52.0	64	1	0

EASTERN MICHIGAN

RUSHING	No.	Net	TD	Lg	Avg.
HUTCHINSON, P.	15	57	2	20	3.8
BESS, Trey	2	16	0	10	8.0
EVANS, Samson	13	7	0	6	0.5
DOOLEY, Brian	1	-6	0	0	-6.0
Totals...	31	74	2	20	2.4

PASSING	Cmp	Att	Int	Yds	TD	Long
HUTCHINSON, P.	23	37	3	365	0	79
Totals...	23	37	3	365	0	79

RECEIVING	No.	Yds	TD	Lg
BEYDOUN, Hassan	8	100	0	32
KNUE, Tanner	6	91	0	27
CANNON, Bryson	2	86	0	79
WILLIAMS, Quian	2	60	0	43
EVANS, Samson	2	8	0	5
DRUMMOND, Dylan	1	13	0	13
ODUKOYA, Thomas	1	7	0	7
SMITH, DJ	1	0	0	0
Totals...	23	365	0	79

PUNTING	No.	Yds	Avg	Long	In20	TB
JULIEN, Jake	2	94	47.0	50	2	0
Totals...	2	94	47.0	50	2	0



GAME 5

Eastern Michigan	9	21	13	10	--	53
Western Michigan	7	14	7	14	--	42

Dec. 5, 2020 | Waldo Stadium | Kalamazoo, Mich. | 2:05 p.m. ET | Attendance: N/A



Team Totals	EMU	WMU
FIRST DOWNS	24	23
Rushing	9	14
Passing	13	8
Penalty	2	1
NET YARDS RUSHING	218	225
Rushing Attempts	46	38
Average Per Rush	4.7	5.9
Rushing Touchdowns	3	2
Yards Gained Rushing	236	237
Yards Lost Rushing	18	12
NET YARDS PASSING	315	288
Completions-Attempts-Int	19-30-0	18-26-0
Average Per Attempt	10.5	11.1
Average Per Completion	16.6	16.0
Passing Touchdowns	3	4
TOTAL OFFENSE YARDS	533	513
Total offense plays	76	64
Average Gain Per Play	7.0	8.0
Fumbles: Number-Lost	1-0	4-3
Penalties: Number-Yards	5-40	13-93
PUNTS-YARDS	1-38	1-34
Average Yards Per Punt	38.0	34.0
Net Yards Per Punt	39.0	34.0
Inside 20	1	0
50+ Yards	0	0
Touchbacks	0	0
Fair catch	0	1
KICKOFFS-YARDS	11-437	6-320
Average Yards Per Kickoff	39.7	53.3
Net Yards Per Kickoff	33.3	46.0
Touchbacks	0	0
Fair Catch Yards	6	50
Punt returns: Number-Yards-TD	0-0-0	1-1-0
Average Per Return	0.0	-1.0
Kickoff returns: Number-Yds-TD	3-44-0	8-71-0
Average Per Return	14.7	8.9
Interceptions: Number-Yds-TD	0-0-0	0-0-0
Fumble Returns: Number-Yds-TD	0-0-0	0-0-0
Miscellaneous Yards	0	0
Possession Time	35:23	24:37
1st Quarter	7:21	7:39
2nd Quarter	11:27	3:33
3rd Quarter	7:53	7:07
4th Quarter	8:42	6:18
Third-Down Conversions	9 of 16	5 of 8
Fourth-Down Conversions	2 of 2	1 of 1
Red-Zone Scores-Chances	6-6	4-4
Touchdowns	3-6	4-4
Field goals	3-6	0-4
Sacks By: Number-Yards	2-7	3-8
PAT Kicks	5-5	6-6
Field Goals	4-4	0-1
Points off turnovers	12	0

>>TAKING NOTE...

• EMU picked up its first win of the 2020 season in impressive fashion, as the Eagles racked up 533 yards of total offense in a 53-42 road win over previously unbeaten Western Michigan.

• WMU committed three turnovers, all fumbles, and was flagged 13 times for 93 yards as the Eagles were forced to punt only once during the contest.

• The Eagles pulled away in the third quarter after each of the back-to-back fumbles by Western Michigan deep in its own territory led to field goals by Chad Ryland to make it 43-28. The Broncos, whose only defensive stop came on the first drive of the game, scored two more touchdowns but remained unable to keep the Eagles from scoring.

• Despite the loss, Western Michigan's game next week against Ball State will be for the MAC West title.

• WMU QB Kaleb Eleby was 18-of-26 passing for 288 yards and four touchdowns to lead the WMU offense, while junior tailback La'Darius Jefferson rushed for 130 yards and two touchdowns on 21 attempts and Jaxson Kincaide added 77 yards on 10 attempts.

Football Soars in Historic Performance at Western Michigan

The victory was the first for EMU at WMU since 2012

KALAMAZOO, Mich. (EMU/Eagles.com) – It was a historic afternoon for the Eastern Michigan University football team, as it recorded its first win of the 2020 campaign by defeating Mid-American Conference West Division leader and in-state rival, Western Michigan University, 53-42, inside Kalamazoo's Waldo Stadium.

The Eagles failed to score on just two possessions during the game. That included its final possession of the contest, in which it simply knelted the ball to run out the clock. The Eagles' offensive performance marks the first time the team has scored better than 50 points since it put up 56 against Ball State on Nov. 2, 2017.

The win gives Eastern (1-4, 1-4 MAC) a second-consecutive victory over Western (4-1, 4-1 MAC), its best stretch since defeating the Brown and Gold three straight times between 2011-13. Additionally, the 53 points is the most ever scored by Eastern in the 56-game history of the rivalry that dates back to 1906. The win also marks the first time EMU has defeated WMU in Kalamazoo since 2012.

Offensively, the Eagles were led by a slew of players, but none was better than first-year quarterback Preston Hutchinson, who completed 19-of-30 passes for 315 yards and three touchdowns. Hutchinson, who made his first-career start in EMU's 34-27 triumph over the Broncos a season ago, added another score on the ground as well. In the backfield, freshman running back Darius Boone had a career day. He rushed for 148 yards on 25 attempts to become the first Eagle running back to go for 100+ yards in a contest since Nov. 19, 2019, when Shaq Vann went for 107 against Northern Illinois. Boone topped off his stat line by scoring his first collegiate touchdown, a feat that fellow first-year Eagle, sophomore transfer Samson Evans also accomplished in the game. Evans went for 61 yards and notched a career-best 37-yard run on seven attempts for the Green and White.

Out in space, it was junior wide out Hassan Beydoun that paced the Eagles. He caught seven passes for 96 yards and a touchdown. Beydoun has tallied 90+ yards in three games this season. Junior wide out Quian Williams was impressive as well, as he went for 76 yards and one TD on four catches.

On the defensive end, EMU was able to recover a season-high three fumbles, two of which were in the second half, on back-to-back drives. Individually, junior Corey Hernandez paced the team with 10 tackles. The MAC's tackle leader, senior linebacker Terry Myrick was right behind him with nine stops and 0.5 tackles-for-loss. He was joined by fellow linebacker Tariq Speights, who also notched nine tackles.

Eastern found itself facing early adversity. Although it received the ball to begin the game, EMU was able to muster just 15 yards on eight plays and was forced to punt. Quickly after, WMU hit stride, as the Broncos went 83 yards in 13 plays and found the end zone for the game's first score. The extra point made it 7-0 Broncos with 6:09 remaining in the first.

Not to be outmached, Hutchinson and the offense came roaring back with a scoring drive of its own. Facing a third-and-long, Hutchinson found Beydoun for the longest play of the game to that point, a 66-yard reception, which is Beydoun's career-long. Although Eastern was unable to finish the drive with a touchdown, junior kicker Chad Ryland was able to clean up for a 28-yard field goal and cut the deficit to just four, 7-3.

Back on defense and feeding off the momentum from the Eastern offense, Neal Neathery's "Hard Hat O" went to work. On the second play of the stanza, freshman defensive back Mark Lee Jr. punched the ball away from a Bronco running back as senior DB Freddie McGee III fell on top to secure the fumble recovery, the second of his career. The forced fumble was a career-first for Lee Jr.

Back on the field and facing a fourth down-decision from the WMU 30-yard line, head coach Chris Creighton kept his offense on the gridiron, a decision that paid off as Hutchinson was able to pick up the first down, and just one play later find sophomore wide receiver Tanner Kneue for his second TD of the season. The 28-yard score, which put EMU ahead, 9-7, with just under 90 seconds left in the first quarter, is Kneue's second-longest reception of the season.

EMU kept the Broncos off the board for the remainder of the first quarter to hand WMU its first deficit after one quarter this season, 9-7.

Another Western touchdown gave the home team a lead once more, 14-9, just one minute into the second quarter. Undeterred, EMU quickly responded with a nine-play, 77-yard touchdown drive of its own. That scoring session was spurred by Boone, who busted a career-long 44-yard rush to get EMU into Bronco territory. Moments later, Hutchinson found the end zone with his feet, converting on a three-yard run with 8:53 on the clock. That score, his seventh on the ground this season, put the Eagles back ahead, 16-13.

With momentum shifting on seemingly every drive, Western struck once more under 60 seconds after Hutchinson's score. The Bronco touchdown came via a 9-yard reception by Jaylen Hall, and put Western back in front, 21-16.

Down yet again, Hutchinson and Co. continued to grind. With the ball back and just over eight minutes remaining in the first half, the Green and White marched down the field. A six-yard reception by junior Dylan Drummond got the set rolling before Boone ripped off consecutive runs of eight and nine yards, respectively. After moving the ball to the Western 32-yard line, Hutchinson delivered again. This time, he found Williams with a high-speed, 32-yard touchdown strike in the right corner of the end zone. The score was 28-21, with just over five minutes gone by. Still, the Eastern offense remained poised and ready to respond. After moving into WMU territory, Eastern faced perhaps its biggest play of the afternoon, a fourth-and-five from the 35-yard line. Creighton's second fourth down gamble of the game paid off, as Hutchinson found Evans for a nine-yard pickup and the first down. With the play, EMU moved to 9-for-12 on fourth down conversions this season. Three plays later, Williams hauled in a 17-yard pass to get EMU to the WMU eight-yard line, before Boone bruised for four yards on each of the next two plays to get into the end zone. An extra point pushed EMU's lead back to nine, 37-28, with five minutes on the clock.

With momentum fully on the side of Eastern Michigan, the blows kept coming for Western Michigan. A fumble on the ensuing kickoff gave Eastern the ball back immediately after its score, this time on the Western 31-yard line. Ryland added a field goal 51 seconds later to increase the Eagle lead to 42-28, with just over four minutes left to play in the third.

Although Western successfully defied the next kick off, the Eastern defense needed just two plays to stun the Broncos once again. Getting his hands on the ball for the first time as an Eagle was defensive lineman Aaron Hamilton, who recorded his first career fumble recovery on the play. The red zone starting position led to another field goal for the Green and White, who hit the chip shot with 1:25 remaining in the frame to extend its lead to 45-28.

To Western Michigan's credit, the home team never gave up. Down 15 as the fourth quarter began, the Broncos put together another successful scoring drive to get the game back within eight, 43-35 with better than 12 minutes remaining in the contest.

Knowing that a one possession cushion would not be enough to seal the deal in what was a high-scoring affair, the Eastern offense, led by Creighton's play calling, kept the pressure on. A seven-play, 75-yard drive for the Eagles ran better than four minutes off the clock and put them ahead comfortably, 50-35, with just under 10 minutes remaining.

Although Western was able to score with 5:42 left to bring the game back to an eight-point margin, 50-42, it was unable to successfully recover its inside kick attempt. A perfectly executed drive saw EMU eat the clock and convert a dagger field goal, which put the Eagles ahead, 53-42, with under 90 ticks left.

With that kick, Ryland's career-best fourth field-goal make of the game, the game was all but over. EMU got the ball back one last time and was able to kneel it down for its first win of the season, 53-42.

>>Scoring Summary

Qtr	Time	Team	Scoring Play	Plays	TOP	Score
1st	06:09	WMU	JEFFERSON, L. 5 yd run (PEDDIE, Gavin kick)	13-83	6:07	0-7
1st	02:59	EMU	RYLAND, Chad 27 yd field goal	7-65	3:10	3-7
1st	01:20	EMU	KNEUE, Tanner 28 yd pass from HUTCHINSON, Preston (RYLAND, Chad rush failed)	5-39	1:27	9-7
2nd	13:58	WMU	HALL, Jaylen 50 yd pass from ELEBY, Kaleb (PEDDIE, Gavin kick)	5-71	2:22	9-14
2nd	08:53	EMU	HUTCHINSON, Preston 3 yd run (RYLAND, Chad kick)	9-77	5:05	16-14
2nd	08:12	WMU	HALL, Jaylen 49 yd pass from ELEBY, Kaleb (PEDDIE, Gavin kick)	2-51	0:41	16-21
2nd	02:35	WMU	WILLIAMS, Quian 32 yd pass from HUTCHINSON, Preston (RYLAND, Chad kick)	18-88	5:37	23-21
2nd	00:49	EMU	KNEUE, Tanner 61 yd pass from HUTCHINSON, Preston (RYLAND, Chad kick)	3-68	0:45	30-21
3rd	09:54	EMU	ESKRIDGE, D. 7 yd pass from ELEBY, Kaleb (PEDDIE, Gavin kick)	11-75	5:06	30-28
3rd	05:02	EMU	BOONE, Darius 4 yd run (RYLAND, Chad kick)	11-65	4:58	37-28
3rd	04:05	EMU	RYLAND, Chad 46 yd field goal	4-3	0:51	40-28
3rd	01:25	EMU	RYLAND, Chad 25 yd field goal	6-13	2:04	43-28
4th	13:50	WMU	JEFFERSON, L. 3 yd run (PEDDIE, Gavin kick)	7-78	2:35	43-35
4th	09:46	EMU	EVANS, Samson 4 yd run (RYLAND, Chad kick)	7-75	4:04	50-35
4th	05:42	WMU	MOORE, Skyy 5 yd pass from ELEBY, Kaleb (PEDDIE, Gavin kick)	13-77	4:04	50-42
4th	01:14	EMU	RYLAND, Chad 20 yd field goal	9-37	4:28	53-42

>>Scoring Summary

Qtr	Time	Team	Scoring Play	Plays	TOP	Score
1st	06:09	WMU	JEFFERSON, L. 5 yd run (PEDDIE, Gavin kick)	13-83	6:07	0-7
1st	02:59	EMU	RYLAND, Chad 27 yd field goal	7-65	3:10	3-7
1st	01:20	EMU	KNEUE, Tanner 28 yd pass from HUTCHINSON, Preston (RYLAND, Chad rush failed)	5-39	1:27	9-7
2nd	13:58	WMU	HALL, Jaylen 50 yd pass from ELEBY, Kaleb (PEDDIE, Gavin kick)	5-71	2:22	9-14
2nd	08:53	EMU	HUTCHINSON, Preston 3 yd run (RYLAND, Chad kick)	9-77	5:05	16-14
2nd	08:12	WMU	HALL, Jaylen 49 yd pass from ELEBY, Kaleb (PEDDIE, Gavin kick)	2-51	0:41	16-21
2nd	02:35	WMU	WILLIAMS, Quian 32 yd pass from HUTCHINSON, Preston (RYLAND, Chad kick)	18-88	5:37	23-21
2nd	00:49	EMU	KNEUE, Tanner 61 yd pass from HUTCHINSON, Preston (RYLAND, Chad kick)	3-68	0:45	30-21
3rd	09:54	EMU	ESKRIDGE, D. 7 yd pass from ELEBY, Kaleb (PEDDIE, Gavin kick)	11-75	5:06	30-28
3rd	05:02	EMU	BOONE, Darius 4 yd run (RYLAND, Chad kick)	11-65	4:58	37-28
3rd	04:05	EMU	RYLAND, Chad 46 yd field goal	4-3	0:51	40-28
3rd	01:25	EMU	RYLAND, Chad 25 yd field goal	6-13	2:04	43-28
4th	13:50	WMU	JEFFERSON, L. 3 yd run (PEDDIE, Gavin kick)	7-78	2:35	43-35
4th	09:46	EMU	EVANS, Samson 4 yd run (RYLAND, Chad kick)	7-75	4:04	50-35
4th	05:42	WMU	MOORE, Skyy 5 yd pass from ELEBY, Kaleb (PEDDIE, Gavin kick)	13-77	4:04	50-42
4th	01:14	EMU	RYLAND, Chad 20 yd field goal	9-37	4:28	53-42

>>Scoring Summary

Qtr	Time	Team	Scoring Play	Plays	TOP	Score
1st	06:09	WMU	JEFFERSON, L. 5 yd run (PEDDIE, Gavin kick)	13-83	6:07	0-7
1st	02:59	EMU	RYLAND, Chad 27 yd field goal	7-65	3:10	3-7
1st	01:20	EMU	KNEUE, Tanner 28 yd pass from HUTCHINSON, Preston (RYLAND, Chad rush failed)	5-39	1:27	9-7
2nd	13:58	WMU	HALL, Jaylen 50 yd pass from ELEBY, Kaleb (PEDDIE, Gavin kick)	5-71	2:22	9-14
2nd	08:53	EMU	HUTCHINSON, Preston 3 yd run (RYLAND, Chad kick)	9-77	5:05	16-14
2nd	08:12	WMU	HALL, Jaylen 49 yd pass from ELEBY, Kaleb (PEDDIE, Gavin kick)	2-51	0:41	16-21
2nd	02:35	WMU	WILLIAMS, Quian 32 yd pass from HUTCHINSON, Preston (RYLAND, Chad kick)	18-88	5:37	23-21
2nd	00:49	EMU	KNEUE, Tanner 61 yd pass from HUTCHINSON, Preston (RYLAND, Chad kick)	3-68	0:45	30-21
3rd	09:54	EMU	ESKRIDGE, D. 7 yd pass from ELEBY, Kaleb (PEDDIE, Gavin kick)	11-75	5:06	30-28
3rd	05:02	EMU	BOONE, Darius 4 yd run (RYLAND, Chad kick)	11-65	4:58	37-28
3rd	04:05	EMU	RYLAND, Chad 46 yd field goal	4-3	0:51	40-28
3rd	01:25	EMU	RYLAND, Chad 25 yd field goal	6-13	2:04	43-28
4th	13:50	WMU	JEFFERSON, L. 3 yd run (PEDDIE, Gavin kick)	7-78	2:35	43-35
4th	09:46	EMU	EVANS, Samson 4 yd run (RYLAND, Chad kick)	7-75	4:04	50-35
4th	05:42	WMU	MOORE, Skyy 5 yd pass from ELEBY, Kaleb (PEDDIE, Gavin kick)	13-77	4:04	50-42
4th	01:14	EMU	RYLAND, Chad 20 yd field goal	9-37	4:28	53-42

>>Scoring Summary

Qtr	Time	Team	Scoring Play	Plays	TOP	Score
1st	06:09	WMU	JEFFERSON, L. 5 yd run (PEDDIE, Gavin kick)	13-83	6:07	0-7
1st	02:59	EMU	RYLAND, Chad 27 yd field goal	7-65	3:10	3-7
1st	01:20	EMU	KNEUE, Tanner 28 yd pass from HUTCHINSON, Preston (RYLAND, Chad rush failed)	5-39	1:27	9-7
2nd	13:58	WMU	HALL, Jaylen 50 yd pass from ELEBY, Kaleb (PEDDIE, Gavin kick)	5-71	2:22	9-14
2nd	08:53	EMU	HUTCHINSON, Preston 3 yd run (RYLAND, Chad kick)	9-77	5:05	16-14
2nd	08:12	WMU	HALL, Jaylen 49 yd pass from ELEBY, Kaleb (PEDDIE, Gavin kick)	2-51	0:41	16-21
2nd	02:35	WMU	WILLIAMS, Quian 32 yd pass from HUTCHINSON, Preston (RYLAND, Chad kick)	18-88	5:37	23-21
2nd	00:49	EMU	KNEUE, Tanner 61 yd pass from HUTCHINSON, Preston (RYLAND, Chad kick)	3-68	0:45	30-21
3rd	09:54	EMU	ESKRIDGE, D. 7 yd pass from ELEBY, Kaleb (PEDDIE, Gavin kick)	11-75	5:06	30-28
3rd	05:02	EMU	BOONE, Darius 4 yd run (RYLAND, Chad kick)	11-65	4:58	37-28
3rd	04:05	EMU	RYLAND, Chad 46 yd field goal	4-3	0:51	40-28
3rd	01:25	EMU	RYLAND, Chad 25 yd field goal	6-13	2:04	43-28
4th	13:50	WMU	JEFFERSON, L. 3 yd run (PEDDIE, Gavin kick)	7-78	2:35	43-35
4th	09:46	EMU	EVANS, Samson 4 yd run (RYLAND, Chad kick)	7-75	4:04	50-35
4th	05:42	WMU	MOORE, Skyy 5 yd pass from ELEBY, Kaleb (PEDDIE, Gavin kick)	13-77	4:04	50-42
4th	01:14	EMU	RYLAND, Chad 20 yd field goal	9-37	4:28	53-42

>>Scoring Summary

Qtr	Time	Team	Scoring Play	Plays	TOP	Score
1st	06:09	WMU	JEFFERSON, L. 5 yd run (PEDDIE, Gavin kick)	13-83	6:07	0-7
1st	02:59	EMU	RYLAND, Chad 27 yd field goal	7-65	3:10	3-7
1st	01:20	EMU	KNEUE, Tanner 28 yd pass from HUTCHINSON, Preston (RYLAND, Chad rush failed)	5-39	1:27	9-7
2nd	13:58	WMU	HALL, Jaylen 50 yd pass from ELEBY, Kaleb (PEDDIE, Gavin kick)	5-71	2:22	9-14
2nd	08:53	EMU	HUTCHINSON, Preston 3 yd run (RYLAND, Chad kick)	9-77	5:05	16-14
2nd	08:12	WMU	HALL, Jaylen 49 yd pass from ELEBY, Kaleb (PEDDIE, Gavin kick)	2-51	0:41	16-21
2nd	02:35	WMU	WILLIAMS, Quian 32 yd pass from HUTCHINSON, Preston (RYLAND, Chad kick)	18-88	5:37	23-21
2nd	00:49	EMU	KNEUE, Tanner 61 yd pass from HUTCHINSON, Preston (RYLAND, Chad kick)	3-68	0:45	30-21
3rd	09:54	EMU	ESKRIDGE, D. 7 yd pass from ELEBY, Kaleb (PEDDIE, Gavin kick)	11-75	5:06	30-28
3rd	05:02	EMU	BOONE, Darius 4 yd run (RYLAND, Chad kick)	11-65	4:58	37-28
3rd	04:05	EMU	RYLAND, Chad 46 yd field goal	4-3	0:51	40-28
3rd	01:25	EMU	RYLAND, Chad 25 yd field goal	6-13	2:04	43-28
4th	13:50	WMU	JEFFERSON, L. 3 yd run (PEDDIE, Gavin kick)	7-78	2:35	43-35
4th	09:46	EMU	EVANS, Samson 4 yd run (RYLAND, Chad kick)	7-75	4:04	50-35
4th	05:42	WMU	MOORE, Skyy 5 yd pass from ELEBY, Kaleb (PEDDIE, Gavin kick)	13-77	4:04	50-42
4th	01:14	EMU	RYLAND, Chad 20 yd field goal	9-37	4:28	53-42



Career Bests

PASSING

1 - Jaiurus Grissom

Pass attempts: 5, vs. Western Michigan, Oct. 19, 2019
 Pass completions: 4, vs. Western Michigan, Oct. 19, 2019
 Pass yards: 50, vs. Western Michigan, Oct. 19, 2019
 Long pass: 34, vs. Western Michigan, Oct. 19, 2019
 Total offense attempts: 9, vs. Western Michigan, Oct. 19, 2019 (4 rush, 5 pass)
 Total offense yards: 67, vs. Western Michigan, Oct. 19, 2019 (17 rush, 50 pass)

7 - Isaac Stiebling

Pass attempts: 16, Bowling Green, Nov. 21, 2017
 Pass completions: 8, Bowling Green, Nov. 21, 2017
 Pass yards: 49, Bowling Green, Nov. 21, 2017
 Long pass: 10, Bowling Green, Nov. 21, 2017
 Total offense attempts: 59, Bowling Green, Nov. 21, 2017 (43 rush, 16 pass)
 Total offense yards: 97, Bowling Green, Nov. 21, 2017 (48 rush, 49 pass)

10 - Preston Hutchinson

Pass attempts: 37, vs. Central Michigan, Nov. 27, 2020
 Pass completions: 31, vs. Western Michigan, Oct. 19, 2019
 Pass yards: 365, vs. Central Michigan, Nov. 27, 2020
 Touchdown passes: 4, vs. Toledo, Nov. 18, 2020
 Long pass: 79, vs. Central Michigan, Nov. 27, 2020
 Total offense attempts: 53, vs. Toledo, Nov. 18, 2020 (15 rush, 38 pass)
 Total offense yards: 422, vs. Central Michigan, Nov. 27, 2020 (57 rush, 365 pass)

RUSHING

1 - Jaiurus Grissom

Rush attempts: 4, three times
 Rush yards: 52, at Illinois, Sept. 14, 2010
 Rush TDs: 1, vs. Monmouth, Aug. 31, 2018
 Long rush: 52, at Illinois, Sept. 14, 2010

10 - Preston Hutchinson

Rush attempts: 17, at Ball St. (Nov. 11, 2020)
 Rush yards: 118, at Ball St. (Nov. 11, 2020)
 Rush TDs: 3, at Ball St. (Nov. 11, 2020)
 Long rush: 31, at Ball St. (Nov. 11, 2020)

22 - Karmi Mackey

Rush attempts: 3, twice
 Rush yards: 12, vs. Akron, Nov. 10, 2018
 Long rush: 12, vs. Akron, Nov. 10, 2018

27 - Darius Boone Jr.

Rush attempts: 25, at WMU, Dec. 5, 2020
 Rush yards: 148, at WMU, Dec. 5, 2020
 Rush TDs: 1, at WMU, Dec. 5, 2020
 Long rush: 44, at WMU, Dec. 5, 2020

30 - Trey Bess

Rush attempts: 7, at Ball St. (Nov. 11, 2020)
 Rush yards: 52, at Ball St. (Nov. 11, 2020)
 Long rush: 27, at Ball St. (Nov. 11, 2020)

33 - DJ Smith

Rush attempts: 8, twice
 Rush yards: 17, vs. Toledo, Nov. 17, 2020
 Long rush: 4, vs. Toledo, Nov. 17, 2020

34 - Samson Evans

Rush attempts: 14, at Ball St. (Nov. 11, 2020)
 Rush yards: 80, at Ball St. (Nov. 11, 2020)
 Rush TDs: 1, at WMU, Dec. 5, 2020
 Long rush: 37, at WMU, Dec. 5, 2020

RECEIVING

1 - Jaiurus Grissom

Receptions: 2, vs. Ball St., Oct. 12, 2019
 Receiving Yards: 17, vs. Ball St., Oct. 12, 2019
 Receiving TDs: 1, vs. Ball St., Oct. 12, 2019
 Long Reception: 15, vs. Ball St., Oct. 12, 2019

2 - Thomas Odokoya

Receptions: 2, twice
 Receiving yards: 33, at Ball State, Nov. 11, 2020
 Receiving TDs: 2, at Kent State, Nov. 4, 2020
 Long reception: 20, at Ball State, Nov. 11, 2020

3 - Aaron Jackson

Receptions: 2, vs. Toledo, Nov. 18, 2020
 Receiving yards: 15, vs. Toledo, Nov. 18, 2020
 Long reception: 8, twice

4 - Hassan Beydoun

Receptions: 9, twice
 Receiving yards: 113, vs. Pittsburgh, Dec. 26, 2019
 Receiving TDs: 1, vs. Central Conn., Sept. 21, 2019
 Long reception: 66, at WMU, Dec. 5, 2020

22 - Karmi Mackey

Receptions: 1, twice
 Receiving yards: 12, vs. Toledo, Nov. 18, 2020
 Long reception: 12, vs. Toledo, Nov. 18, 2020

24 - Tanner Knue

Receptions: 8, at Ball State, Nov. 11, 2020
 Receiving yards: 121, at Ball State, Nov. 11, 2020
 Receiving TDs: 2, at WMU, Dec. 5, 2020
 Long reception: 71, at Ball State, Nov. 11, 2020

27 - Darius Boone

Receptions: 1, at Kent State, Nov. 4, 2020
 Receiving yards: 13, at Kent State, Nov. 4, 2020
 Long reception: 13, at Kent State, Nov. 4, 2020

33 - DJ Smith

Receptions: 2, vs. Toledo, Nov. 18, 2020
 Receiving yards: 26, vs. Toledo, Nov. 18, 2020
 Receiving TDs: 1, vs. Toledo, Nov. 18, 2020
 Long reception: 17, vs. Toledo, Nov. 18, 2020

34 - Samson Evans

Receptions: 3, at WMU, Dec. 5, 2020
 Receiving yards: 21, at WMU, Dec. 5, 2020
 Long reception: 17, at Ball State, Nov. 11, 2020

80 - Dylan Drummond

Receptions: 8, vs. WMU, Oct. 19, 2019
 Receiving yards: 72, vs. Ball St., Oct. 12, 2019
 Receiving TDs: 2, at Coastal Carolina, Aug. 31, 2019
 Long reception: 27, twice

81 - Quian Williams

Receptions: 9, at Toledo, Oct. 26, 2019
 Receiving yards: 115, vs. Central Conn., Sept. 21, 2019
 Receiving TDs: 2, vs. Central Conn., Sept. 21, 2019
 Long reception: 50, vs. Pittsburgh, Dec. 26, 2019

82 - Gunnar Oakes

Receptions: 4, at Purdue, Sept. 8, 2018
 Receiving yards: 48, at Toledo, Oct. 26, 2019
 Receiving TDs: 1, at WMU, Oct. 6, 2018
 Long reception: 42, vs. Toledo, Oct. 13, 2018

86 - Bryson Cannon

Receptions: 5, at Ball State, Nov. 11, 2020
 Receiving yards: 86, vs. Central Mich., Nov. 27, 2020
 Receiving TDs: 1, four times
 Long reception: 79, vs. Central Mich., Nov. 27, 2020

DEFENSE

3 - Timarcus Simpson

Tackles: 1, vs. Monmouth, Aug. 31, 2018

5 - Korey Hernandez

Tackles: 12, vs. CMU, Nov. 27, 2020
 TFL: 1.0, at Coastal Carolina, Aug. 31, 2019
 Interception: 1, at Illinois, Sept. 14, 2019
 Fumbles Forced: 1, vs. CMU, Nov. 27, 2020

6 - Alvinoski LaFleur

Tackles: 11, vs. CMU, Nov. 27, 2020
 TFLs: 1.0, vs. Toledo, Nov. 18, 2020
 Interception: 1, three times
 Sacks: 0.5, at Kentucky, Sept. 7, 2019
 Fumbles Forced: 1, vs. CMU, Nov. 27, 2020
 Fumble Recovery: 1, at WMU, Dec. 5, 2020

7 - Freddie McGee

Tackles: 5, four times
 Interception: 1, vs. Northern Illinois, Sept. 29, 2018
 TFLs: 0.5, twice
 Fumble Recovery: 1, twice

8 - TJ Peavey

Tackles: 4, at Ball State, Nov. 11, 2020

9 - Carthell Flowers

Tackles: 5, vs. Monmouth, Aug. 31, 2018

10 - Tariq Speights

Tackles: 12, vs. CMU, Nov. 27, 2020
 TFLs: 1.0, vs. CMU, Nov. 27, 2020

11 - Isaiah Watson

Tackles: 1, three times

12 - Jeff Hubbard

Tackles: 5, at Ball State, Nov. 11, 2020
 Interception: 1, three times
 TFLs: 0.5, at Illinois, Sept. 14, 2019

13 - Russell Vaden

Tackles: 8, at Kent State, Nov. 4, 2020
 TFL: 1.0, at NIU, Nov. 19, 2019

15 - Jerodd Vines

Tackles: 8, at Ball State, Nov. 11, 2020
 TFLs: 1.0, twice
 QB Hurries: 1, at Illinois, Sept. 14, 2019

17 - Mark Lee Jr.

Tackles: 7, vs. Toledo, Nov. 18, 2020
 TFLs: 0.5, twice
 Fumbles Forced: 1, at WMU, Dec. 5, 2020

19 - Myles McNeal

Tackles: 1, vs. CMU, Nov. 27, 2020

21 - Robert Daniel

Tackles: 1, vs. Ball State, Oct. 12, 2019

23 - Blake Bogan

Tackles: 7, twice
 TFLs: 0.5, vs. Kent State, Nov. 29, 2019
 Fumbles Forced: 1, vs. Kent State, Nov. 29, 2019
 Fumbles Recovered: 1, twice
 Interception: 1, twice

29 - Kempton Shine

Tackles: 14, vs. CMU, Nov. 27, 2020
 Fumbles Recovered: 1, vs. CMU, Nov. 27, 2020

32 - Terry Myrick

Tackles: 17, vs. CMU, Nov. 27, 2020
 Sacks: 1.0, five times
 TFL: 2.5, vs. Kent State, Nov. 29, 2019
 Fumbles Forced: 1, twice
 Fumbles Recovered: 1, vs. CMU, Nov. 27, 2020

36 - EJ Williams

Tackles: 2, vs. CMU, Nov. 27, 2020

39 - Kendrick Nowling

Tackles: 2, vs. CMU, Nov. 27, 2020

44 - Luke Cameron

Tackles: 2, twice

49 - Steven Scheidt

Tackles: 4, at Ball State, Nov. 11, 2020

51 - Aaron Hamilton

Tackles: 4, at Toledo, Oct. 26, 2019
 Fumbles Recovered: 1, at WMU, Dec. 5, 2020

52 - DJ Jackson

Tackles: 1, vs. Toledo, Nov. 18, 2020

53 - Matthew Bushman

Tackles: 3, at Coastal Carolina, Aug. 31, 2019

55 - Jose Ramirez

Tackles: 7, at WMU, Dec. 5, 2020
 TFLs: 2.0, at WMU, Dec. 5, 2020
 Sacks: 2.0, at WMU, Dec. 5, 2020
 Fumbles Forces: 1, at WMU, Dec. 5, 2020

57 - Michael Smith Jr.

Tackles: 5, vs. Kent State, Nov. 29, 2019

58 - Carter Stagner

Tackles: 4, vs. Toledo, Nov. 18, 2020
 Forced Fumbles: 1, at WMU, Dec. 5, 2020

90 - Grant Trueman

Tackles: 3, vs. Kent State, Nov. 4, 2020

91 - Clay Holford

Tackles: 6, vs. Army, Oct. 27, 2018
 TFL: 1.0, vs. NIU, Nov. 16, 2016
 Interceptions: 1, at Coastal Carolina, Aug. 31, 2019
 QB Hurries: 2, vs. MVSU, Sept. 2, 2016

92 - Alex Merritt

Tackles: 6, at Ball State, Nov. 11, 2020
 TFLs: 1.0, at Ball State, Nov. 11, 2020
 Fumbles Recovered: 1, at Ball State, Nov. 11, 2020
 Sacks: 1.0, at Ball State, Nov. 11, 2020

93 - Jordan Crawford

Tackles: 6, vs. Toledo, Nov. 18, 2020
 TFLs: 0.5, vs. CMU, Nov. 27, 2020

96 - DeZaun Brooks

Tackles: 2, vs. Toledo, Nov. 18, 2020
 Sacks: 0.5, vs. Toledo, Nov. 18, 2020
 TFLs: 0.5, vs. Toledo, Nov. 18, 2020
 Blocked Field Goals: 1, vs. Toledo, Nov. 18, 2020

97 - Mikey Haney

Tackles: 11, vs. Buffalo, Nov. 2, 2019
 TFLs: 1.0, at Illinois, Sept. 14, 2019
 Sacks: 1.0, at Illinois, Sept. 14, 2019

98 - Woo Scott

Tackles: 8, vs. WMU, Oct. 19, 2019
 Sacks: 1.0, vs. GA Southern, Dec. 15, 2018
 TFL: 1.0, vs. GA Southern, Dec. 15, 2018

99 - Turan Rush

Tackles: 6, at Toledo, Oct. 26, 2019
 Sacks: 2.0, twice
 TFL: 2.0, three times
 Fumbles Forced: 1, twice
 Fumbles Recovered: 1, at Kentucky, Sept. 7, 2019
 Pass Breakups: 1, twice





2020 EMU GAME NOTES

ONE SCORE GAMES (166-167)

10-29-1892	at Michigan Jr. Laws	W	6-4
1893	at Detroit H.S.	W	14-10
10-24-1894	at Ann Arbor H.S.	W	10-12
10-4-1895	at Atlanta	W	9-8
11-16-1895	at Detroit A.C.	L	12-16
10-8-1898	MICHIGAN STATE	L	6-11
11-15-1898	at Ypsilanti H.S.	W	7-0
10-19-1901	at Mich. Alkali Works	W	6-5
10-26-1901	MICH. FRESHMEN	L	6-12
11-2-1901	at Mich. Alkali Works	W	12-10
11-30-1901	MICH. SCHOOL-DEAF	W	10-5
10-10-1903	at Detroit	L	0-6
10-31-1903	DETROIT BUS. UNIV	W	10-6
11-12-1903	DETROIT COLLEGE	W	5-0
11-14-1903	at Hillsdale	L	11-12
12-22-1904	at Mich. School-Deaf	W	18-11
11-24-1904	HILLSDALE	W	12-11
11-4-1905	at Mich. School-Deaf	W	6-5
10-25-1906	DETROIT	W	6-0
11-3-1906	at Adrian	W	6-0
11-27-1906	HILLSDALE	W	10-6
10-26-1907	DETROIT	W	7-0
11-9-1907	at Kalamazoo	L	0-6
11-23-1907	at Hillsdale	L	4-7
10-10-1908	MICH. SCHOOL-DEAF	W	5-0
10-23-1908	ALMA	L	0-5
10-31-1908	at Adrian	L	0-1
10-16-1909	at Alma	L	0-5
10-30-1909	ADRIAN	L	2-6
11-13-1909	at Detroit	L	8-9
10-22-1910	DET. UNIV. SCHOOL	L	0-6
11-19-1910	HILLSDALE	L	0-6
10-28-1911	ALUMNI GAME	W	6-0
11-9-1911	DETROIT	L	0-6
11-15-1912	WESTERN MICHIGAN	W	7-0
11-1-1913	at Western Michigan	L	6-12
11-22-1913	at Hillsdale	W	6-0
10-10-1914	at Michigan Freshmen	L	0-7
11-20-1915	at Hillsdale	L	0-6
10-17-1916	ALMA	L	0-6
10-28-1916	at Detroit	L	12-6
11-10-1917	MICHIGAN STATE FROSH.	L	7-13
11-2-1918	at U-M Army Corps	L	6-7
11-22-1919	at Hillsdale	L	0-1
10-16-1920	CENTRAL MICHIGAN	W	7-6
10-23-1920	at Alma	L	12-6
10-15-1921	at Central Michigan	W	7-6
10-22-1921	ALMA	L	0-7
11-12-1921	at Hillsdale	W	13-7
11-11-1922	OLIVET	W	6-0
10-4-1924	TOLEDO	L	0-1
10-11-1924	at Hillsdale	L	13-14
11-22-1924	OLIVET	W	12-6
10-17-1925	ALBION	W	6-0
10-31-1925	FERRIS STATE	W	6-0
11-21-1925	at Kalamazoo	W	7-6
10-2-1926	DETROIT FRESHMEN	W	6-0
10-16-1926	at Detroit City College	W	6-0
10-29-1927	CENTRAL MICHIGAN	W	6-0
11-12-1927	at Western Michigan	W	6-0
10-19-1929	NOTRE DAME "B"	W	13-7
11-9-1929	MICHIGAN "B"	L	14-18
9-27-1930	at Michigan	L	0-7
9-30-1932	at Detroit	L	7-13
11-13-1932	NORTHERN IOWA	L	6-12
10-13-1933	ST. VIATOR	W	13-8
10-21-1933	CENTRAL MICHIGAN	W	13-7
10-4-1933	SOUTH DAKOTA STATE	L	7-13
10-20-1934	at Central Michigan	L	12-13
11-10-1934	FERRIS STATE	W	9-7
9-28-1935	at Northern Michigan	L	0-2
10-12-1935	NORTHERN IOWA	W	3-0
10-19-1935	CENTRAL MICHIGAN	W	7-0
11-9-1935	INDIANA STATE	W	10-7
9-26-1936	BALL STATE	W	6-0
10-10-1936	at Bowling Green	L	0-6
10-24-1936	at Central Michigan	L	13-7
10-31-1936	at Valparaiso	W	7-6
11-14-1936	ILLINOIS STATE	W	19-13
11-14-1936	at Indiana State	W	19-13
9-25-1937	at Ball State	W	13-6
11-6-1937	at Wayne State	L	0-7
10-7-1938	at Illinois State	W	12-6
10-21-1938	at Central Michigan	L	6-7
10-13-1939	WAYNE STATE	W	7-9
11-4-1939	at Wayne State	W	13-6
10-11-1941	at Kalamazoo	L	0-7
10-24-1941	CENTRAL MICHIGAN	L	6-12
10-1-1942	HOPE	W	13-9
10-9-1942	ILLINOIS STATE	W	14-7
10-29-1942	HILLSDALE	W	19-13
10-6-1945	ALBION	W	6-0
10-27-1945	at Hillsdale	W	6-0
11-3-1945	at Albion	W	6-0
11-9-1945	at Wayne State	W	14-13
10-11-1946	ALMA	W	6-0
11-2-1946	ALBION	W	13-6
10-3-1947	ILLINOIS STATE	L	0-6
10-18-1947	HOPE	L	7-12
10-9-1948	NORTHERN MICHIGAN	W	6-0
10-29-1948	NORTHERN ILLINOIS	L	7-10
11-6-1948	CENTRAL MICHIGAN	W	6-0
9-24-1949	at Northern Michigan	L	0-6
10-6-1951	at Eastern Illinois	L	12-19
10-20-1951	CENTRAL MICHIGAN	L	13-19
9-19-1952	at Hope	W	13-6
10-4-1952	WESTERN ILLINOIS	L	13-20
11-11-1952	EASTERN ILLINOIS	W	13-7
10-3-1953	WAYNE STATE	W	13-6
10-1-1954	WAYNE STATE	W	7-0
10-7-1955	at Western Illinois	W	6-2
10-22-1955	SOUTHERN ILLINOIS	W	7-2
10-29-1955	at Eastern Illinois	W	14-7
11-12-1955	at Northern Illinois	W	13-6
10-20-1956	at Southern Illinois	L	7-14
10-5-1957	at Youngstown State	L	6-13
11-11-1958	at Central Michigan	L	6-7
10-25-1958	at Southern Illinois	L	9-13
11-1-1958	at Northern Illinois	W	15-7
11-15-1958	ST. JOSEPH'S	L	0-3
10-7-1959	ILLINOIS STATE	W	13-7
10-21-1961	CENTRAL MICHIGAN	L	11-13
10-28-1961	at Eastern Illinois	L	0-7
11-4-1961	SOUTHERN ILLINOIS	L	14-20
9-28-1962	KALAMAZOO	L	6-13
10-6-1962	at Illinois State	L	19-20
9-28-1963	at Kalamazoo	W	13-12
9-28-1964	ADRIAN	W	7-0
10-10-1964	at John Carroll	L	3-7
11-14-1964	at Ashland	L	7-13
10-1-1965	OHIO NORTHERN	L	0-7
10-8-1965	JOHN CARROLL	L	6-7
10-21-1967	at Ferris State	W	13-6
11-4-1967	at UL-Monroe	L	10-12

KENTUCKY STATE	W	7-0
AKRON	W	10-3
at Indiana State	L	13-14
INDIANA STATE	W	25-21
at Northern Michigan	W	14-8
at Idaho State	W	23-22
WESTERN KENTUCKY	W	17-14
IDAHO STATE	L	14-21
at Louisiana Tech	L	17-24
BALL STATE	W	17-14
LOUISIANA TECH	W	21-19
WESTERN MICHIGAN	W	20-19
UL-MONROE	L	14-17
at Arkansas State	L	7-14
at Weber State	L	14-21
at UL-Monroe	W	27-24
WESTERN ILLINOIS	L	14-17
at Youngstown State	L	14-15
at Central Michigan*	L	3-9
McNEESE STATE	W	9-7
at Ohio*	L	22-23
at Toledo*	W	17-12
at Illinois State	L	13-14
KENT STATE*	L	14-10
at Bowling Green*	W	18-16
AKRON	L	7-14
MIAMI*	L	12-18
at Kent State*	L	7-13
at Akron	L	7-14
CENTRAL MICHIGAN*	L	8-13
at Toledo*	L	19-20
OHIO*	L	13-14
KENT STATE*	W	9-7
MARSHALL	W	7-3
BOWLING GREEN*	L	21-26
at Western Michigan*	L	10-14
OHIO*	L	13-16
BALL STATE*	L	10-17
KENT STATE*	W	20-18
YOUNGSTOWN STATE	W	27-22
at Akron	L	12-16
at Ohio*	W	27-21
at Central Michigan*	L	10-17
at Ball State*	W	27-24
NORTHERN ILLINOIS*	L	0-3
WESTERN MICHIGAN*	W	21-14
at Youngstown State	W	18-17
AKRON	W	24-21
KENT STATE*	L	16-20
at Toledo*	L	18-23
OHIO*	W	33-31
BALL STATE*	W	14-7
at Northern Illinois	L	14-21
at Akron	L	16-17
at Kent State*	W	23-21
NORTHERN ILLINOIS	W	32-31
BALL STATE*	W	35-28
at Western Michigan*	W	23-17
San Jose State	W	30-27
MIAMI*	W	24-17
at Youngstown State	W	17-12
KENT STATE*	W	21-14
at Ball State*	W	16-12
WESTERN MICHIGAN*	L	24-31
TOLEDO*	W	20-19
at Ohio*	W	30-25
at Western Michigan*	W	21-20
LIBERTY	L	24-25
at Ball State*	L	17-23
WESTERN MICHIGAN*	W	27-24
OHIO*	W	21-18
CENTRAL MICHIGAN*	L	12-16
BALL STATE*	L	13-20
at Kent State*	L	24-25
LOUISIANA TECH	L	14-17
at Kent State*	W	21-20
BALL STATE*	L	8-10
at Ohio*	W	13-10
TOLEDO*	L	14-21
KENT STATE*	L	14-17
at Western Michigan*	L	19-20
OHIO*	W	7-6
TEMPLE	W	28-31
WESTERN ILLINOIS	W	16-14
KENT STATE*	W	20-15
at Central Michigan*	W	28-21
WESTERN MICHIGAN*	L	20-21
BALL STATE*	L	13-18
OHIO*	L	10-12
CENTRAL MICHIGAN*	L	29-30
MIAMI*	L	17-21
TEMPLE	L	24-28
at Western Michigan*	W	19-12
at Ohio*	L	0-7
AKRON*	W	20-17
at Toledo*	L	35-38
KENT STATE*	L	38-41
at Central Michigan*	W	31-24
BALL STATE*	W	38-32
WESTERN MICHIGAN*	L	38-41
NORTHERN IOWA	L	10-13
at Ball State*	W	13-7
MARSHALL*	L	23-26
TOLEDO*	W	10-7
WESTERN MICHIGAN*	LOT	37-40
OHIO*	W	27-26
at Toledo*	W	20-13
at Central Michigan*	L	26-29
at Northern Illinois*	L	23-30
UCONN	W	32-25
SE MISSOURI STATE	W	16-12
INDIANA STATE	L	14-21
BUFFALO*	W	24-20
at Central Michigan*	L	30-35
at Akron*	L3OT,	62-65
SOUTHEAST MISSOURI ST	W	35-32
SOUTHERN ILL.	W2OT,	48-45
at Western Michigan*	L	31-33
EAST TENNESSEE STATE	W	28-21
at Akron*	L	17-24
CENTRAL FLORIDA*	W	19-13
BUFFALO*	W	37-34
EASTERN ILLINOIS	L	28-31
IDAHO	L	41-45
at Ball State*	W	31-24
at Western Michigan*	W	35-31
CENTRAL MICHIGAN*	W4OT,	61-58
at Cincinnati	L	26-28
at Central Michigan*	WOT,	23-20
KENT STATE*	W	27-20
MIAMI*	L	23-24
BALL STATE*	L	25-26
CENTRAL MICHIGAN*	LOT,	17-24
at Bowling Green*	L	21-24
TOLEDO*	W	17-13
at Western Michigan*	L	15-18

OHIO*	L	10-16
at Northern Illinois*	W	21-19
at Ohio*	L	42-48
BOWLING GREEN*	L	32-39
at Central Michigan*	W	48-45
at Bowling Green*	W	24-21
at Army	L	13-17
AKRON*	L	35-42
CENTRAL MICHIGAN*	L	52-55
at Temple*	W	56-52
at Northwestern	L	24-27
BALL STATE*	L	27-29
at Akron*	L	21-28
ARMY	L	27-31
at Miami*	L	21-28
at Ball State*	W	41-38
at Buffalo*	W	21-17
ALABAMA STATE	W	14-7
at Central Michigan*	W	35-28
WESTERN MICHIGAN*	W	14-10
BALL STATE*	L	31-33
at Kent State*	L	22-28
at Northern Illinois*	L	12-18
CENTRAL MICHIGAN*	L	31-34
at Western Michigan*	W	29-23
WESTERN MICHIGAN*	W	35-32
MORGAN STATE	W	31-28
OLD DOMINION	L	34-38

BALL ST. (BSU leads, 36-24-2)

11-11-2020	at BSU*	L,	31-38	09-10-1977	at CMU*	L,	9-41	10-15-2005	at NIU	L,	8-24	09-29-2001	WMU*	L,	10-31
10-12-2019	BSU* #	L,	23-29	11-06-1976	CMU*	W,	30-27	11-20-2004	NIU*	L,	16-34	11-18-2000	at WMU	L,	0-28
10-20-2018	at BSU*	W,	42-20	10-11-1975	at CMU	L,	7-20	11-22-2003	at NIU*	L,	24-38	10-09-1999	WMU*#	LOT,	37-40
11-02-2017	BSU*	W,	56-14	11-02-1974	CMU	L,	13-28	11-16-2002	NIU*	L,	21-49	10-17-1998	at WMU*	L,	35-45
11-08-2016	at BSU*	W,	48-41	11-3-1973	at CMU	L,	21-31	11-03-2001	at NIU*	L,	17-40	11-01-1997	WMU*	L,	38-41
09-19-2015	BSU*	L,	17-28	11-18-1972	at CMU	W,	28-3	11-11-2000	NIU*	W,	39-32	09-14-1996	at WMU*	W,	19-12
11-22-2014	at BSU*	L,	30-45	11-02-1963	CMU#	L,	20-55	11-20-1999	at NIU*	L,	23-30	11-11-1995	WMU*	L,	13-23
09-21-2013	BSU*	L,	20-51	10-20-1962	at CMU	L,	0-24	10-24-1998	NIU*	L,	14-26	10-22-1994	at WMU*	L,	14-33
08-30-2012	at BSU*	L,	26-37	10-21-1961	CMU#	L,	11-13	11-08-1997	at NIU*	W,	38-10	10-23-1993	WMU*	L,	20-21
11-5-2011	BSU*	L,	31-33	10-15-1960	at CMU	L,	0-28	10-03-1987	NIU	W,	32-31	10-17-1992	at WMU*	L,	19-20
10-16-2010	at BSU*	WOT,	41-38	10-17-1959	CMU#	L,	8-21	11-08-1986	at NIU	L,	14-21	10-19-1991	WMU*#	W,	42-24
10-24-2009	BSU*	L,	27-29	10-11-1958	at CMU	L,	6-7	11-09-1985	NIU*	L,	0-3	09-08-1990	WMU*	W,	27-24
10-25-2008	at #20 BSU*	L,	16-38	10-12-1957	CMU	W,	39-6	10-13-1984	at NIU *	T,	10-10	09-30-1989	at WMU*	W,	21-20
09-08-2007	BSU*	L,	16-38	11-03-1956	at CMU	L,	0-19	10-15-1983	NIU * #	L,	15-34	10-22-1988	WMU*#	L,	24-31
08-31-2006	at BSU*	L,	20-38	11-05-1955	CMU	L,	20-27	10-23-1982	at NIU *	L,	0-10	10-24-1987	at WMU*	W,	23-17
11-12-2005	BSU*	L,	25-26	11-13-1954	at CMU	L,	7-28	10-24-1981	NIU *	L,	7-30	09-06-1986	WMU*	W,	21-14
10-09-2004	at BSU*	W,	31-24	11-14-1953	CMU	T,	33-33	11-15-1980	at NIU *	L,	6-38	11-23-1985	at WMU*	L,	21-38
11-15-2003	BSU*	W,	38-14	10-25-1952	at CMU	L,	7-26	10-06-1979	NIU *	T,	0-0	11-17-1984	WMU*	W,	24-14
10-19-2002	at BSU*	L,	17-42	10-20-1951	CMU#	L,	13-19	09-03-1977	at NIU *	W,	25-2	11-19-1983	at WMU*	L,	10-14
10-13-2001	BSU*#	L,	14-35	10-28-1950	CMU#	L,	7-26	11-11-1961	at NIU	L,	10-35	11-20-1982	WMU*	T,	3-3
10-14-2000	at BSU*	L,	14-33	11-04-1949	at CMU	L,	7-18	11-5-1960	NIU #	L,	0-19	11-21-1981	at WMU*	L,	7-38
11-06-1999	BSU*	W,	31-21	11-06-1948	CMU#	W,	6-0	11-7-1959	at NIU	L,	0-34	09-06-1980	at WMU*	L,	0-37
09-12-1998	at BSU*	W,	13-7	10-31-1947	at CMU	L,	0-33	11-1-1958	NIU	W,	15-7	11-17-1979	WMU*	L,	7-17
10-11-1997	BSU*	W,	38-32	10-18-1946	CMU	L,	13-26	11-2-1957	at NIU	W,	54-20	10-21-1978	at WMU*	L,	0-32
11-02-1996	BSU*	L,	25-39	10-15-1942	at CMU	L,	0-14	11-10-1956	NIU	W,	25-7	09-11-1976	at WMU*	L,	13-31
10-21-1995	at BSU*	W,	40-35	10-24-1941	CMU	L,	6-12	11-12-1955	at NIU	W,	13-6	11-15-1975	at WMU*	L,	14-24
10-29-1994	at BSU*	W,	41-20	10-25-1940	at CMU	L,	0-24	10-16-1954	NIU	W,	34-0	09-14-1974	WMU	W,	20-19
10-30-1993	BSU*	L,	13-18	10-21-1939	CMU#	L,	0-14	10-17-1953	at NIU	W,	20-14	10-18-1930	WMU #	W,	19-0
10-10-1992	at BSU*	L,	7-31	10-21-1938	at CMU	L,	6-7	10-18-1952	NIU #	W,	19-7	11-02-1929	at WMU	T,	7-7
10-12-1991	BSU*	L,	8-10	10-23-1937	CMU#	L,	10-27	10-13-1951	at NIU	L,	21-35	11-10-1928	WMU #	W,	18-9
11-10-1990	BSU*	L,	13-20	10-24-1936	at CMU	W,	13-7	10-07-1950	NIU	L,	13-35	11-12-1927	at WMU	W,	6-0
11-11-1989	at BSU*	L,	17-23	10-19-1935	CMU	W,	7-0	10-08-1949	at NIU	L,	14-39	11-06-1915	at WMU	L,	0-19
10-15-1988	at BSU*	W,	16-12	10-20-1934	at CMU	L,	12-13	10-29-1948	NIU	L,	7-10	11-14-14	WMU	L,	0-10
10-17-1987	BSU*	W,	35-28	10-21-1933	CMU	W,	13-7	10-11-1947	at NIU	L,	6-21	11-1-1913	at WMU	L,	6-12
11-01-1986	BSU*	W,	14-7	10-22-1932	at CMU	W,	28-0	11-03-1928	NIU	W,	43-0	11-15-1912	WMU	W,	7-0
11-02-1985	at BSU*	W,	27-24	10-24-1931	CMU#	L,	12-20	10-08-1927	at NIU	W,	25-6	11-09-1907	at WMU	L,	0-6
10-27-1984	BSU*	L,	10-17	10-25-1930	at CMU	W,	13-0					11-17-1906	at WMU	W,	14-5

TOLEDO (UT leads, 36-12)

11-18-2020	TOLEDO*	L,	28-45	10-18-1980	BSU*	L,	0-26
10-26-2019	at Toledo*	LOT,	34-37	10-15-1988	BSU*	W,	35-28
10-13-2018	TOLEDO*	W,	28-26	10-17-1987	BSU*	W,	14-7
10-07-2017	at Toledo*	L,	15-20	11-02-1985	at BSU*	W,	27-24
10-08-2016	TOLEDO*	L,	20-35	10-27-1984	BSU*	L,	10-17
10-17-2015	at #22/25 Toledo*	L,	20-63	10-29-1983	at BSU*	L,	20-33
11-28-2014	TOLEDO*	L,	16-52	10-30-1982	BSU*	L,	7-16
11-02-2013	at Toledo*	L,	16-55	10-31-1981	at BSU*	L,	13-35
10-13-2012	TOLEDO	L,	47-52	10-18-1980	BSU*	L,	0-26
10-8-2011	at Toledo*	L,	16-54	11-03-1979	at BSU*	L,	10-28
10-30-2010	TOLEDO*	L,	7-42	10-28-1978	BSU*	L,	0-21
11-20-2009	at Toledo*	L,	21-47	11-19-1977	at BSU*	L,	21-45
09-13-2008	TOLEDO*	L,	17-41	11-20-1976	BSU*	L,	3-52
11-03-2007	at Toledo*	L,	28-52	09-06-1975	at BSU	L,	14-24
10-21-2006	TOLEDO*	W,	17-13	10-26-1974	BSU	W,	17-9
10-08-2005	at Toledo*	L,	3-30	09-08-1973	BSU	W,	17-14
09-18-2004	TOLEDO*	L,	32-42	11-14-1970	BSU	W,	60-0
10-11-2003	at Toledo*	L,	14-49	11-15-1969	at BSU	L,	22-31
09-07-2002	TOLEDO*	L,	13-65	10-12-1968	at BSU	W,	43-7
11-17-2001	at Toledo*	L,	7-28	09-21-1963	at BSU	L,	6-22
10-07-2000	TOLEDO*#	L,	14-42	09-21-1962	BSU	L,	0-14
10-23-1999	at Toledo*	W,	20-13	09-23-1961	at BSU	T,	0-0
11-21-1998	TOLEDO*	W,	10-7	09-27-1952	BSU	W,	26-14
09-13-1997	at Toledo*	L,	35-38	10-21-1950	at BSU	W,	13-0
09-21-1996	TOLEDO*	L,	7-24	10-15-1949	BSU	L,	2-33
10-28-1995	at Toledo*	L,	28-34	10-16-1948	at BSU	L,	14-23
11-19-1994	TOLEDO*	W,	40-37	11-07-1947	BSU	W,	14-7
11-19-1993	at Toledo*	L,	0-14	11-09-1946	at BSU	T,	7-7
11-14-1992	at Toledo*	L,	0-41	09-25-1937	at BSU	W,	13-6
11-16-1991	TOLEDO*	L,	14-21	09-26-1936	BSU	W,	6-0
10-06-1990	at Toledo*	L,	23-37				
10-07-1989	TOLEDO*#	W,	31-14				
11-05-1988	TOLEDO*	W,	20-19				
11-05-1987	at Toledo*	W,	38-9				
10-04-1986	at Toledo*	L,	18-23				
10-05-1985	TOLEDO*	W,	21-10				
10-20-1984	at Toledo*	L,	7-17				
10-22-1983	TOLEDO*	L,	19-37				
10-09-1982	at Toledo*	L,	19-20				
10-10-1981	TOLEDO*#	L,	7-42				
09-27-1980	at Toledo*	L,	7-49				
09-29-1979	TOLEDO*	L,	7-37				
09-30-1978	at Toledo*	W,	17-12				
10-01-1977	TOLEDO*	W,	17-7				
11-23-1974	at Toledo	W,	28-12				
09-16-1972	TOLEDO	L,	0-16				
10-04-1924	TOLEDO	L,	0-7				
10-06-1923	at Toledo	L,	0-13				

WESTERN MICH. (WMU leads 34-20-2)

12-05-2020	at WMU*	W,	53-42	10-19-2019	WMU*	W,	34-27
10-19-2019	WMU*	W,	24-27	10-21-2017	WMU* #	LOT,	17-20
10-06-2018	at WMU*	L,	24-27	10-22-2016	at #20/20 WMU*	L,	31-45
10-21-2017	WMU* #	LOT,	17-20	10-29-2015	vs WMU*	L,	28-58
10-22-2016	at #20/20 WMU*	L,	31-45	11-15-2014	at WMU*	L,	7-51
10-29-2015	vs WMU*	L,	28-58	11-09-2013	WMU*	WOT,	35-32
11-15-2014	at WMU*	L,	7-51	11-17-2012	at WMU	W	29-23
11-09-2013	WMU*	WOT,	35-32	10-22-2011	WMU*	W,	14-10
11-17-2012	at WMU	W	29-23	11-13-2010	at WMU*	L,	30-45
10-22-2011	WMU*	W,	14-10	11-14-2009	WMU*	L,	14-35
11-13-2010	at WMU*	L,	30-45	11-01-2008	at WMU*	L,	10-31
11-14-2009	WMU*	L,	14-35	10-27-2007	WMU*	W,	19-2
11-01-2008	at WMU*	L,	10-31	10-28-2006	at WMU*	L,	15-18
10-27-2007	WMU*	W,	19-2	11-05-2005	WMU*	L,	36-44
10-28-2006	at WMU*	L,	15-18	10-16-2004	at WMU*	W,	35-31
11-05-2005	WMU*	L,	36-44	10-04-2003	WMU*#	L,	3-31
10-16-2004	at WMU*	W,	35-31	11-09-2002	at WMU*	L,	31-33
10-04-2003	WMU*#	L,	3-31				
11-09-2002	at WMU*	L,	31-33				

**MICHIGAN MAC TROPHY**

The Michigan MAC Trophy was created in 2005 by the Michigan Sports Hall of Fame. There are three trophies, one given to the winner of the football series as well as the winner of the men's and women's basketball series. CMU, EMU and WMU have been competing together in the MAC since 1974.

The football trophy was won by all three schools in the trophy's first three years of existence.

2020	Western Michigan
2019	Western Michigan
2018	Western Michigan
2017	Central Michigan
2016	Western Michigan
2015	Western Michigan
2014	Western Michigan
2013	Central Michigan
2012	Eastern Michigan
2011	Eastern Michigan
2010	Central Michigan
2009	Central Michigan
2008	Eastern Michigan
2007	Eastern Michigan
2006	Central Michigan
2005	Western Michigan





NCAA Rankings - Team

Statistic	National Rank	Conference Rank	Value	National Leader	Value	Conference Leader	Value
3rd Down Conversion Pct (127 ranked)	77	6	0.389	Alabama	0.586	Kent St.	0.561
3rd Down Conversion Pct Defense (127 ranked)	59	8	0.396	Wisconsin	0.194	Toledo	0.291
4th Down Conversion Pct (126 ranked)	19	2	0.727	Boise St. Maryland	1.000 1.000	Kent St.	0.875
4th Down Conversion Pct Defense (126 ranked)	124	12	0.900	Rice Wisconsin Wyoming	0.000 0.000 0.000	Central Mich.	0.333
Blocked Kicks (28 ranked)	28	1	1	Army West Point	7	Eastern Mich. Kent St. Western Mich.	1 1 1
Blocked Kicks Allowed (127 ranked)	1	1	0	66 teams tied	0	10 teams tied	0
Blocked Punts (12 ranked)				4 teams tied	3	Kent St.	1
Blocked Punts Allowed (126 ranked)	1	1	0	95 teams tied	0	11 teams tied	0
Completion Percentage (127 ranked)	55	7	0.614	Ohio St.	0.796	Kent St.	0.714
Defensive TDs (35 ranked)				Alabama Troy	4 4	Buffalo	3
Fewest Penalties (127 ranked)	11	3	19	Arizona St.	4	Akron	17
Fewest Penalties Per Game (127 ranked)	21	2	4.75	Rice	2.67	Akron	4.25
Fewest Penalty Yards (127 ranked)	15	4	182	Arizona St.	34	Akron	129
Fewest Penalty Yards Per Game (127 ranked)	36	3	45.50	Rice	20.00	Akron	32.25
First Downs Defense (127 ranked)	43	12	112	Arizona St.	28	Ohio	56
First Downs Offense (127 ranked)	104	7	82	UCF	255	Kent St.	129
Fumbles Lost (127 ranked)	72	11	5	5 teams tied	0	Western Mich.	0
Fumbles Recovered (113 ranked)	41	2	5	UCF	13	Central Mich.	6
Kickoff Return Defense (127 ranked)	84	8	22.23	Arizona	10.00	Ball St.	14.23
Kickoff Returns (125 ranked)	116	11	16.29	Wake Forest	34.00	Ohio	33.36
Net Punting (127 ranked)	8	1	42.92	Georgia	45.66	Eastern Mich.	42.92
Passes Had Intercepted (127 ranked)	72	11	6	5 teams tied	0	Ohio	0
Passes Intercepted (118 ranked)	81	5	3	Indiana	16	Ohio	5
Passing Offense (127 ranked)	29	4	275.0	UCF	373.0	Kent St.	323.5
Passing Yards Allowed (127 ranked)	83	8	246.0	West Virginia	161.5	Kent St.	162.0
Passing Yards per Completion (127 ranked)	51	7	12.79	Western Mich.	20.04	Western Mich.	20.04
Punt Return Defense (127 ranked)	5	2	-0.50	Utah	-4.00	Kent St.	-1.00
Punt Returns (127 ranked)	60	4	7.67	Washington	28.00	Buffalo	13.50
Red Zone Defense (124 ranked)	4	1	0.600	Wisconsin	0.500	Eastern Mich.	0.600
Red Zone Offense (127 ranked)	1	1	1.000	8 teams tied	1.000	Eastern Mich. Northern Ill.	1.000 1.000
Rushing Defense (127 ranked)	123	10	256.0	Marshall	65.3	Toledo	117.2
Rushing Offense (127 ranked)	121	12	99.0	Air Force	336.0	Buffalo	323.8
Sacks Allowed (127 ranked)	96	9	2.75	Buffalo	0.00	Buffalo	0.00
Scoring Defense (127 ranked)	103	8	35.2	Marshall	10.1	Ohio	16.7
Scoring Offense (127 ranked)	83	9	26.2	Buffalo	50.8	Buffalo	50.8
Tackles for Loss Allowed (127 ranked)	74	9	6.50	Buffalo	2.00	Buffalo	2.00
Team Passing Efficiency (127 ranked)	60	8	135.36	Western Mich.	207.10	Western Mich.	207.10
Team Passing Efficiency Defense (127 ranked)	99	6	149.80	Northwestern	93.76	Ohio	107.74
Team Sacks (127 ranked)	101	9	1.50	Fresno St.	5.00	Miami (OH)	4.33
Team Tackles for Loss (127 ranked)	115	9	4.2	Pittsburgh	10.5	Western Mich.	9.8
Time of Possession (127 ranked)	98	10	28:14	Wisconsin	40:15	Northern Ill.	35:34
Total Defense (127 ranked)	122	11	502.0	Wisconsin	233.3	Toledo	357.2
Total Offense (127 ranked)	82	7	374.0	Kent St.	606.5	Kent St.	606.5
Turnover Margin (127 ranked)	106	9	-0.75	Wake Forest	2.14	Buffalo Central Mich.	1.50 1.50
Turnovers Gained (126 ranked)	76	2	8	Syracuse UCF	22 22	Central Mich.	10
Turnovers Lost (127 ranked)	72	12	11	4 teams tied	1	Western Mich.	1
Winning Percentage (113 ranked)	113	9	0.000	13 teams tied	1.000	Buffalo Western Mich.	1.000 1.000





NCAA Rankings - Individual

Statistic	Player	National Rank	Conference Rank	Value	National Leader	Value	Conference Leader	Value
All Purpose (200 ranked)	Quian Williams Hassan Beydoun	121 122	19 20	92.25 92.00	D'Wayne Eskridge, Western Mich.	255.00	D'Wayne Eskridge, Western Mich.	255.00
Blocked Kicks (5 ranked)					4 players tied	3		
Combined Kick Returns (200 ranked)	Quian Williams	91	8	172	Jeremiah Haydel, Texas St.	687	Trayvon Rudolph, Northern Ill.	458
Completion Percentage (114 ranked)	Preston Hutchinson	57	6	0.619	Justin Fields, Ohio St.	0.796	Dustin Crum, Kent St.	0.735
Completions Per Game (100 ranked)	Preston Hutchinson	20	2	21.50	Kedon Slovis, Southern California	31.33	Eli Peters, Toledo	22.00
Field Goal Percentage (101 ranked)	Chad Ryland	59	6	0.714	7 players tied	1.000	Marshall Meeder, Central Mich.	1.000
Field Goals Per Game (125 ranked)	Chad Ryland	45	3	1.25	Alex Hale, Oklahoma St.	2.17	Jack Knight, Ball St.	1.50
Forced Fumbles (69 ranked)	Korey Hernandez Noski LaFleur Terry Myrick	69 69 69	4 4 4	0.25 0.25 0.25	Evan Fields, Arizona St.	2.00	Anthony Ekpe, Ball St.	0.50
Fumbles Recovered (61 ranked)	Terry Myrick Blake Bogan Alex Merritt Kempton Shine	5 61 61 61	1 3 3 3	2 1 1 1	Tavante Beckett, Marshall Zach VanValkenburg, Iowa	4 4	Terry Myrick, Eastern Mich. Willie Reid, Central Mich.	2 2
Interceptions Per Game (106 ranked)	Noski LaFleur Jeff Hubbard	10 106	2 9	0.5 0.2	Shakur Brown, Michigan St. Merlin Robertson, Arizona St.	1.0 1.0	Jett Elad, Ohio	0.7
Kickoff Return TDs (4 ranked)					Trestan Ebner, Baylor Avery Williams, Boise St. Chris Smith, Louisiana	2 2 2	Julian Ross, Ohio De'Montre Tuggle, Ohio D'Wayne Eskridge, Western Mich.	1 1 1
Kickoff Returns (80 ranked)	Quian Williams	59	8	19.1	De'Montre Tuggle, Ohio	45.0	De'Montre Tuggle, Ohio	45.0
Passes Defended (31 ranked)					4 players tied	2.0	Jordan Gandy, Northern Ill.	2.0
Passing Efficiency (114 ranked)	Preston Hutchinson	61	7	136.3	Kaleb Eleby, Western Mich.	212.6	Kaleb Eleby, Western Mich.	212.6
Passing TDs (111 ranked)	Preston Hutchinson	79	4	7	Kyle Trask, Florida	34	Dustin Crum, Kent St. Kaleb Eleby, Western Mich.	12 12
Passing Yards (130 ranked)	Preston Hutchinson	77	4	1,100	Dillon Gabriel, UCF	3,353	Dustin Crum, Kent St.	1,181
Passing Yards Per Game (130 ranked)	Preston Hutchinson	21	4	275.0	Dillon Gabriel, UCF	372.6	Dustin Crum, Kent St.	295.2
Passing Yards per Completion (114 ranked)	Preston Hutchinson	50	6	12.79	Kaleb Eleby, Western Mich.	20.32	Kaleb Eleby, Western Mich.	20.32
Points Responsible For (198 ranked)	Preston Hutchinson	63	4	82	Zach Wilson, BYU	208	Dustin Crum, Kent St. Kaleb Eleby, Western Mich. Jaret Patterson, Buffalo	96 96 96
Points Responsible For Per Game (191 ranked)	Preston Hutchinson	11	4	20.5	Kyle Trask, Florida	25.5	Dustin Crum, Kent St. Kaleb Eleby, Western Mich. Jaret Patterson, Buffalo	24.0 24.0 24.0
Punt Return TDs (3 ranked)					Derius Davis, TCU Phillip Brooks, Kansas St.	2 2		
Punt Returns (43 ranked)					Phillip Brooks, Kansas St.	23.7	Jaylen Walker, Miami (OH)	10.0
Punting (83 ranked)					Michael Turk, Arizona St.	51.6	Nick Mihalic, Western Mich.	45.0
Receiving TDs (194 ranked)	Bryson Cannon Thomas Odukoya	194 194	9 9	2 2	Jaelon Darden, North Texas	15	D'Wayne Eskridge, Western Mich.	6
Receiving Yards (199 ranked)					Elijah Moore, Ole Miss	1,193	D'Wayne Eskridge, Western Mich.	591
Receiving Yards Per Game (200 ranked)	Hassan Beydoun Tanner Knue Bryson Cannon Quian Williams	31 65 115 163	6 11 16 17	92.0 70.5 59.3 49.2	Elijah Moore, Ole Miss	149.1	D'Wayne Eskridge, Western Mich.	147.8
Receptions Per Game (197 ranked)	Hassan Beydoun Tanner Knue Quian Williams	6 74 181	2 9 17	8.3 5.0 3.5	Elijah Moore, Ole Miss	10.8	Tyrice Richie, Northern Ill.	9.8
Rush Yards Per Carry (160 ranked)	Preston Hutchinson	152	16	2.67	Jayden Daniels, Arizona St.	10.09	Jaret Patterson, Buffalo	8.60
Rushing TDs (144 ranked)	Preston Hutchinson	51	2	6	Najee Harris, Alabama	17	Jaret Patterson, Buffalo	16
Rushing Yards (200 ranked)					Sincere McCormick, UTSA	1,345	Jaret Patterson, Buffalo	920
Rushing Yards Per Game (197 ranked)					Jaret Patterson, Buffalo	230.0	Jaret Patterson, Buffalo	230.0
Sacks (110 ranked)	Turan Rush	24	4	0.88	Zion Tupuola-Fetui, Washington	2.33	Malcolm Koonce, Buffalo Anthony Ekpe, Ball St. Kesean Gamble, Kent St.	1.00 1.00 1.00
Scoring (197 ranked)	Preston Hutchinson Chad Ryland	32 188	6 26	9.0 5.8	Jaret Patterson, Buffalo	24.0	Jaret Patterson, Buffalo	24.0
Solo Tackles (54 ranked)					Evan Fields, Arizona St.	10.0	Bubba Arslanian, Akron Brandon Martin, Ball St.	6.5 6.5
Tackles For Loss (55 ranked)					Jermayne Lole, Arizona St.	2.5	Mohamed Diallo, Central Mich.	2.1
Total Interceptions (45 ranked)	Noski LaFleur	45	1	2	Shakur Brown, Michigan St. Brandon Joseph, Northwestern D'Jordan Strong, Coastal Carolina	5 5 5	Nate Bauer, Toledo Jett Elad, Ohio Noski LaFleur, Eastern Mich.	2 2 2
Total Offense (200 ranked)	Preston Hutchinson	17	2	313.8	Dillon Gabriel, UCF	387.9	Dustin Crum, Kent St.	355.2
Total Points Scored (149 ranked)	Preston Hutchinson	149	4	36	Javonte Williams, North Carolina	108	Jaret Patterson, Buffalo	96
Total Tackles (500 ranked)	Terry Myrick Tariq Speights Korey Hernandez Kempton Shine Noski LaFleur	4 86 118 164 414	1 13 15 17 40	12.8 8.0 7.5 7.0 5.2	Evan Fields, Arizona St.	17.0	Terry Myrick, Eastern Mich.	12.8
Total Touchdowns (133 ranked)	Preston Hutchinson	87	4	6	Javonte Williams, North Carolina	18	Jaret Patterson, Buffalo	16
Yards per Pass Attempt (114 ranked)	Preston Hutchinson	43	6	7.91	Kaleb Eleby, Western Mich.	12.79	Kaleb Eleby, Western Mich.	12.79
Yards per Reception (200 ranked)	Bryson Cannon Tanner Knue Quian Williams	27 149 150	7 18 19	19.78 14.10 14.07	Jaylen Hall, Western Mich.	28.43	Jaylen Hall, Western Mich.	28.43





2020 Eastern Michigan Football
Eastern Michigan Combined Team Statistics (as of Dec 05, 2020)
All games



Date	Opponent	Score	Att.
* Nov 04, 202	at Kent State	L 23-27	0
* Nov 11, 202	at Ball State	L 31-38	1183
* Nov 18, 202	TOLEDO	L 28-45	300
* Nov 27, 202	CENTRAL MICHIGAN	L 23-31	300
* Dec 05, 202	at Western Michigan	W 53-42	0
* Dec 12, 202	NORTHERN ILLINOIS		

Rushing	g	att	gain	loss	net	avg	td	lg	avg/g
BOONE, Darius	2	34	222	6	216	6.4	1	44	108.0
HUTCHINSON, Pre	5	71	268	88	180	2.5	7	31	36.0
EVANS, Samson	3	34	159	11	148	4.4	1	37	49.3
BESS, Trey	3	13	78	13	65	5.0	0	27	21.7
SMITH, DJ	4	18	23	5	18	1.0	0	4	4.5
GRISSOM, Jarius	2	5	19	3	16	3.2	0	7	8.0
MACKEY, Karmi	1	3	11	0	11	3.7	0	7	11.0
Total	5	181	780	135	645	3.6	9	44	129.0
Opponents	5	237	1363	103	1260	5.3	11	39	252.0

Passing	g	eff	comp	att	int	pct	yds	td	lg	avg/g
HUTCHINSON, Pre	5	145.14	105	169	6	62.1	1420	10	79	284.0
JACKSON, Aaron	4	0.00	0	1	0	0.0	0	0	0	0.0
Total	5	144.28	105	170	6	61.8	1420	10	79	284.0
Opponents	5	160.91	101	148	3	68.2	1272	11	68	254.4

Receiving	g	no.	yds	avg	td	lg	avg/g
BEYDOUN, Hassan	4	32	372	11.6	0	66	93.0
KNUE, Tanner	5	22	371	16.9	3	71	74.2
WILLIAMS, Quian	5	18	273	15.2	2	43	54.6
CANNON, Bryson	4	9	178	19.8	2	79	44.5
EVANS, Samson	3	6	46	7.7	0	17	15.3
ODUKOYA, Thoma	5	5	48	9.6	2	20	9.6
DRUMMOND, Dyla	2	4	46	11.5	0	18	23.0
SMITH, DJ	4	3	26	8.7	1	17	6.5
JACKSON, Aaron	4	3	23	7.7	0	8	5.8
BOONE, Darius	2	1	13	13.0	0	13	6.5
MACKEY, Karmi	1	1	12	12.0	0	12	12.0
OAKES, Gunnar	3	1	12	12.0	0	12	4.0
Total	5	105	1420	13.5	10	79	284.0
Opponents	5	101	1272	12.6	11	68	254.4

Field Goals	fg	pct.	01-19	20-29	30-39	40-49	50-99	lg	blk
RYLAND, Chad	9-11	81.8	0-0	4-4	3-3	1-1	1-3	52	0

Scoring	td	fg	PAT				dxp	saf	pts
			kick	rush	rcv	pass			
HUTCHINSON, Pre	7	-	-	-	-	2-3	-	-	42
RYLAND, Chad	-	9-11	13-14	0-1	-	-	-	-	40
KNUE, Tanner	3	-	-	-	1	-	-	-	20
CANNON, Bryson	2	-	-	-	-	-	-	-	12
ODUKOYA, Thoma	2	-	-	-	-	-	-	-	12
WILLIAMS, Quian	2	-	-	-	-	-	-	-	12
EVANS, Samson	1	-	-	-	-	-	-	-	6
SMITH, DJ	1	-	-	0-1	-	-	-	-	6
BOONE, Darius	1	-	-	-	-	-	-	-	6
WRIGHT, Donivan	-	-	-	-	1	-	-	-	2
Total	19	9-11	13-14	0-2	2	2-3	-	-	158
Opponents	23	7-10	20-21	-	2	2-2	-	-	183

Score by Quarters	1st	2nd	3rd	4th	OT	Total
Eastern Michigan	39	45	31	43	0	158
Opponents	40	44	29	70	0	183

Record:	Overall	Home	Away	Neutral
All games	1-4	0-2	1-2	0-0
Conference	1-4	0-2	1-2	0-0
Non-Conference	0-0	0-0	0-0	0-0

Team Statistics	EMU	OPP
FIRST DOWNS	109	136
Rushing	38	78
Passing	61	48
Penalty	10	10
RUSHING YARDAGE	645	1260
Rushing Attempts	181	237
Average Per Rush	3.6	5.3
Average Per Game	129.0	252.0
TDs Rushing	9	11
PASSING YARDAGE	1420	1272
Comp-Att-Int	105-170-6	101-148-3
Average Per Pass	8.4	8.6
Average Per Catch	13.5	12.6
Average Per Game	284.0	254.4
TDs Passing	10	11
TOTAL OFFENSE	2065	2532
Average Per Play	5.9	6.6
Average Per Game	413.0	506.4
KICK RETURNS: #Yards	17-272	21-360
PUNT RETURNS: #Yards	3-23	3--2
INT RETURNS: #Yards	3-110	6-62
FUMBLES-LOST	7-5	9-8
PENALTIES-Yards	24-222	44-387
PUNTS-AVG	14-43.9	12-42.2
TIME OF POSSESSION/G	29:38	30:20
3RD-DOWN Conversions	31/70	27/62
4TH-DOWN Conversions	10/13	10/11

Interceptions	no.	yds	avg	td	lg
LAFLEUR, Noski	2	97	48.5	0	54
HUBBARD, Jeff	1	13	13.0	0	13

Punting	no.	yds	avg	lg	tb	fc	i20	50+	blk
JULIEN, Jake	14	615	43.9	53	1	7	8	2	0

Punt Returns	no.	yds	avg	td	lg
HUBBARD, Jeff	3	23	7.7	0	11
Total	3	23	7.7	0	11
Opponents	3	-2	-0.7	0	0

Kick Returns	no.	yds	avg	td	lg
WILLIAMS, Quian	12	216	18.0	0	35
SMITH, DJ	3	37	12.3	0	20
DRUMMOND, Dyla	1	19	19.0	0	19
BOGAN, Blake	1	11	11.0	0	11
LEE, Mark	0	-11	0.0	0	0
Total	17	272	16.0	0	35
Opponents	21	360	17.1	0	42

All Purpose	g	rush	rcv	pr	kr	ir	total	avg/g
WILLIAMS, Q	5	0	273	0	216	0	489	97.8
BEYDOUN, H	4	0	372	0	0	0	372	93.0
KNUE, Tanne	5	0	371	0	0	0	371	74.2
BOONE, Dari	2	216	13	0	0	0	229	114.5
EVANS, Sam	3	148	46	0	0	0	194	64.7
Total	5	645	1420	23	272	110	2470	494.0
Opponents	5	1260	1272	-2	360	62	2952	590.4

Total Offense	g	plays	rush	pass	total	avg/g
HUTCHINSON, Pre	5	240	180	1420	1600	320.0
BOONE, Darius	2	34	216	0	216	108.0
EVANS, Samson	3	34	148	0	148	49.3
BESS, Trey	3	13	65	0	65	21.7
SMITH, DJ	4	18	18	0	18	4.5
Total	5	351	645	1420	2065	413.0
Opponents	5	385	1260	1272	2532	506.4

#	Defensive Leaders	gp	Tackles				Sacks	Pass defense			Fumbles		blkd	
			ua	a	tot	tfl/yds		int-yds	brup	qbh	rcv-yds	ff	kick	saf
32	MYRICK, Terry	5	18	42	60	3.5-10	1.0-7	.	2	.	2-0	1	.	.
10	SPEIGHTS, Tariq	5	18	23	41	1.5-2	.	.	1	1
5	HERNANDEZ, Korey	5	24	16	40	.	.	.	1	.	.	1	.	.

