



GAME

2



VS



Eastern Michigan (0-1, 0-1 MAC) at Ball State (0-1, 0-1 MAC)
Wednesday, Nov. 11, 2020 • 7 p.m. • Scheumann Stadium • Muncie, Ind.

WEMU 89.1

Matt Shepard - pxp
Rob Rubick - analyst
Tom Helmer - host



Ben Holden - pxp
Ross Tucker - analyst
Jason Ross - producer

MUNCIE, Ind. (EMUEagles.com) – After coming up short in its season opener, the Eastern Michigan University football team remains on the road with a 217-mile trek to Muncie, Ind. Wednesday, Nov. 11, to battle the Ball State University Cardinals. The Mid-American Conference West Division tilt is scheduled for 7 p.m. at Scheumann Stadium.

Despite overcoming an early 13 point deficit, the Eagles (0-1, 0-1 MAC) could not hold off Kent State, dropping a 27-23 decision when the Golden Flashes pushed across the go ahead touchdown with 7:31 to play in the contest. Meanwhile, the Cardinals (0-1, 0-1 MAC) also experienced some heart-burn when Miami University punched in a two-yard touchdown run with just 10 seconds to play for a 38-31 victory.

Wednesday's contest will be shown on CBS Sports Network with Ben Holden providing play-by-play and Ross Tucker serving as analyst. The game will also be on WEMU (89.1 FM) with **Matt Shepard** and **Rob Rubick** on the call.

HOT IN NOVEMBER: If EMU is going to play two-thirds of its six-game slate in one calendar month, there may be no better span than the month of November. Eastern is 10-5 in the month of November the last four years. In the four seasons prior, Eastern combined for a total of seven wins during the entire 2012, 2013, 2014, and 2015 campaigns.

CONTINUING TO FLUSH IT: For the past three seasons, Eastern Michigan's motto has been to go 1-0 each week while "flushing" the previous outcome. The short term memory has proven beneficial for the program, with 31 of the last 51 (61%) contests decided by seven points-or-less.

Of those contests, eight have been decided in overtime with 18 coming down to the final play.

TWO X TWO FOR THE DEUCE: Senior tight end **Thomas Odukoya** did not disappoint in his first game donning "The Deuce," on Nov. 4. The first-year team captain put together a two reception season-opener, both of which were touchdowns, at Kent State. His reception and TD numbers were both career-bests.

THE RUNDOWN

All-Time Series Record	BSU leads, 35-24-2
Last Meeting	BSU 29, EMU 23 (2019)
Current Streak	BSU - 1
Live Stats	EMUEagles.com/livestats
Live Audio	WEMU.org Tunein
Live Video	EMUEagles.com/coverage

COACHING STAFF

Head Coach	Chris Creighton
Overall Record	167-94 (24)
Record at EMU	28-48 (7)
Asst. HC/Defensive Coordinator/LB	Neal Neathery
Special Teams Coordinator/DT	Jay Nunez
Run Game Coordinator/OL	James Patton
Pass Game Coordinator/Safeties	Fred Reed
Tight Ends	Brandon Blaney*
Cornerbacks	LaMarcus Hicks*
Defensive Line	Ben Needham*
Wide Receivers	Darren Paige
Quarterbacks	Mike Piatkowski*
Running Backs	Sam Sewell
Asst. AD/FB Operations	Dylan Saccone

*in the press box on gameday

EASTERN IN THE POSTSEASON

1987 Mid-American Conference Champion
1971 Pioneer Bowl • 1987 California Bowl Champion
2016 Bahamas Bowl • 2018 Camellia Bowl
2019 Quick Lane Bowl

GIVE US A FOLLOW!

Twitter	@EMUFB	@EMUathletics
Facebook	/EasternMichiganFootball	/emuathletics
Instagram	@EMUFB	@EMUathletics
Hashtag	#EMUFB	#EMUEagles
Eastern Insider Podcast	EMUEagles.com/podcasts	
Mobile App	EMUEagles.com/mobileapp	
Photo Store	EMUEaglesPhoto.com	
Website	EMUEagles.com	

THE 2020 SCHEDULE/RESULTS



Wed., Nov. 4
 at Kent State*
 L, 23-27
 ESPN+



Wed., Nov. 11
 at Ball State*
 7 p.m.
 CBS Sport Network



Wed., Nov. 18
TOLEDO*
 7 p.m.
 CBS Sports Network



Fri., Nov. 27
CENTRAL MICHIGAN*
 4 p.m.
 CBS Sports Network



Sat., Dec. 5
 at Western Michigan*
 TBA



Sat., Dec. 12
NORTHERN ILLINOIS*
 TBA



Dec. 18
 MAC Championship
 TBA



The Game Week Schedule

All appointments must be made through the athletic media relations office at 734.487.0317.

5 Thursday	6 Friday	7 Saturday	8 Sunday	9 Monday	10 Tuesday	11 Wednesday
Practice Rynearson Stadium	Weekly Press Conference 11:30 a.m. via Zoom Practice Rynearson Stadium	Practice Rynearson Stadium No Media Availability	Practice Rynearson Stadium No Media Availability	Practice Rynearson Stadium Eastern Insider Podcast 5 p.m.	Walk-through No Media Availability	Game Day 7 p.m. Scheumann Stadium Postgame Zoom availability with the media

EMU Athletic Media Relations



Greg Steiner



Alex Jewell

Associate Athletic Director/Media Relations.....Greg Steiner

Office Phone..... 734.487.0317
Cellular Phone..... 734.845.1132
E-mail..... greg.steiner@emich.edu
Primary Sports Covered.....Football, M/W Golf, and ESPN

Assistant Director of Athletic Media RelationsMary Gasior

Office Phone..... 734.487.0318
Cellular Phone..... 231.350.0894
E-mail..... mgasior@emich.edu
Primary Sports Covered.....Men's Basketball, Volleyball, Rowing

Assistant Director of Athletic Media RelationsAlex Jewell

Office Phone..... 734.487.0318
Cellular Phone..... 989.708.9230
E-mail..... ajewell3@emich.edu
Primary Sports Covered.....Women's Basketball, Podcast/Creative, Football (secondary)

Athletic Media Relations Graduate Assistant.....John Bilello

Office Phone..... 734.487.0317
Cellular Phone..... 734.546.9906
E-mail..... jbilello@emich.edu
Primary Sports Covered.....Cross Country, Track & Field, Lacrosse

Athletic Media Relations Graduate Assistant.....Alexis Chevalier

Office Phone..... 734.487.0317
Cellular Phone..... 925.413.2180
E-mail..... acheval1@emich.edu
Primary Sports Covered.....Baseball, Soccer, Swimming & Diving

Athletic Media Relations Graduate Assistant.....Jessica Crusan

Office Phone..... 734.487.0317
Cellular Phone..... 248.982.4279
E-mail..... cjessica@emich.edu
Primary Sports Covered.....Gymnastics, Tennis, Video

Athletic Media Relations Video/Creative Assistant ..Ricky Logan

Office Phone..... 734.487.0317
E-mail..... bloganij@emich.edu
Primary Sports Covered.....Video/Creative

Address: 799 N. Hewitt Rd., Convocation Center, Ypsilanti, MI 48197

On The Web

Information on the Eastern Michigan University football team is available at EMUEagles.com. To receive the EMU updates via email, please send a request to **Greg Steiner** (greg.steiner@emich.edu).

Information on the Mid-American Conference and all member institutions is also available through the league's web site at GetSomeMACtion.com.

Media Credentials

Requests for official working media credentials should be directed to the EMU Athletic Media Relations Office. All requests should be received no later than noon, four days prior to the game. Visit EMUEagles.com to request credentials online.

Due to the COVID-19 pandemic, 2020 football credentials will only be issued on a single-game basis and no passes will be mailed out prior to gameday.

On gameday, media should park in the Oestrike Stadium lot, pick up their credentials outside Gate 2 of Rynearson Stadium, go through a health screening check and enter Rynearson Stadium through Gate 2.

Masks will be required at both credential pickup and at any point inside Rynearson Stadium to comply with state of Michigan, Washtenaw County and University orders.

Scouting Passes

Professional scouts may obtain credentials through EMU's Athletic Media Relations Office. Scouts will be issued seating in the press box on a space-available basis.

Sideline Passes

Eastern Michigan follows NCAA guidelines regarding media representatives on the sidelines. Sideline shooting spaces will be extremely limited during the 2020 season but every effort will be made to accommodate media requests. Select photographers and videographers will be permitted to shoot behind the restraining lines in either end zone. The remaining photographers and videographers will be permitted to shoot from the stands or concourse areas in 2020.

Press Box Services

All media members will be provided with access to game notes via EMUEagles.com. To limit touch points, EMU will not be printing game notes or stats unless requested. Following the game, a complete post-game statistics package will be distributed via email and will contain a scoring summary, final team statistics, final individual statistics, complete play-by-play, drive charts for both halves, halftime statistics, defensive statistics, substitution chart, post-game quotes and post-game notes.

The press box is a designated working area and access is restricted to authorized personnel who have been assigned responsibilities pertinent to the scheduled game. In conjunction with NCAA and College Sports Information Directors of America (CoSIDA) policies, there is to be absolutely no cheering and/or criticizing players, coaches or other game officials at any point before, during or after the contest. Failure to abide by this will result in your removal from the press box.

Live Stats

Live in-game statistics will be available via SIDEARM Stats. Following each home game, EMU will be happy to email whatever information media members need to their respective agencies. Please ask any member of the staff for assistance on this matter.

Internet Access

Wireless Internet is available in the press box at Rynearson Stadium. Members of the Athletics Media Relations staff will be available to assist you. There is no access fee.

Media Availability

Out of an abundance of caution with the continued spread of COVID-19, these will be held in a digital capacity indefinitely.

Head Coach **Chris Creighton** is available to speak to the media via phone Monday-Thursday mornings.

Individual players are available for interviews, but please contact the EMU Athletic Media Relations Office to set up interviews. One note to the media: home phone numbers for players and coaches **will not** be given out by the EMU Athletic Media Relations Office.

All postgame media will be virtual this season. Coach Creighton and select student-athletes will be made available after the game via Zoom. An e-mail will be sent weekly to the football listserv asking for RSVPs to participate and a Zoom link will be provided. An off-site moderator will open the Zoom meeting shortly after the conclusion of the game and will field questions from the media.

Photo and Video Downloads

EMU football photos & b-roll video is available upon request. Photos can be accessed via EMUEaglesPhoto.com, while video will be provided via Dropbox or Google Drive.

collegepressbox.com

collegepressbox.com is the official media Web site for MAC football. Access and download weekly game notes, quotes, stats, media guides and more for the conference and each of its 12 member schools. Login information will be distributed to accredited media or you can apply for a password by sending an e-mail to password@collegepressbox.com. The following conferences are represented on collegepressbox.com -- ACC, American Athletic, Big 10, Big 12, C-USA, MAC, Mountain West, Pac 12, SEC, Sun Belt, WAC and four independents (Army, Navy, Notre Dame, BYU). The site also has logos and information for all of the NCAA bowl games and postseason awards.

Mobile App

The EMU Athletics app for iPhone, iPad and Android devices offers fans a wide variety of information on the Eagles — home and away. The free app is available in the App Store and Google Play.

EASTERN INSIDER

The Eastern Insider podcast brings you exclusive access to EMU athletic programs each week, featuring interviews and analysis from those inside the program. Hosted by Greg Steiner and Alex Jewell, the podcast features appearances by current and former student-athletes, coaches and more. Subscribe on the podcast platform of your choice and check your feed every Monday during the athletic season for the latest news on the Green & White!



FIRST-TIME PLAYERS: Each year, teams across the country are able to debut new talent that has emerged. That was no different for Eastern Michigan in its week one matchup at Kent State, Nov. 4. Fourteen Eagles made their first-ever appearance in the Green and White during the contest, including six defensive players, seven offensive players, and one special teams player. Nine of the first-time players are newcomers on the 2020 roster, while five participants have been on the team for at least one season.

HOW ABOUT HUTCHINSON: First-year starting quarterback, junior **Preston Hutchinson**, looked experienced and confident in his season-opener against Kent State, Nov. 4. He completed 21-of-35 pass attempts and amassed 241 yards through the air, which marks the best aerial performance for an EMU QB in a season-opener since **Brogan Roback** tossed for 267 yards against Charlotte in 2017. Hutchinson and Roback's respective numbers are the first and second-best in that category since the turn of the century at EMU.

WHO KNUE?: Sophomore **Tanner Knue** burst onto the scene in EMU's week one matchup at Kent State, Nov. 4. His third-career appearance saw him record his first-career start, collect his first collegiate reception, and subsequently set career-bests in receptions (4), longest reception (19 yards), and reception yards (45). The Mason, Ohio native was a key target for quarterback **Preston Hutchinson**, who just so happens to be his high school teammate from Greater Cincinnati's Mason High School.

HERE COMES THE BOONE: **Darius Boone Jr.** became the first freshman running back at EMU to rush for 65+ yards in a single game since the 2016 campaign when he went for 68 yards on nine carries against Kent State, Nov. 4. **Breck Turner**, the last player to accomplish that feat, did so in 2016's week seven matchup against Western Michigan. Turner tallied 86 yards on the ground in that performance.

HOT OUT OF HALFTIME: Defensive coordinator **Neal Neathery** continues to prove that his halftime adjustments are spot-on, as the EMU defense held an opponent scoreless in the third quarter yet again when it blanked Kent State in the third frame, Nov. 4.

The third-quarter shutout marks the 10th time in Eastern's last 26 contests that its opponent has failed to score in the first quarter out of the break. In their three third-quarter possessions, the Golden Flashes were able to muster just 29 yards of total offense and had the ball for just 2:57 of clock time.

NO-FLY NOSKI: Senior defensive back **Alvinoski LaFleur** brought the Eastern Michigan defense to life in the second quarter of its season-opener at Kent State, Nov. 4. The Lake Charles, La. native recorded an interception and 43-yard return, his second-career pick, with 6:46 remaining in the half. The interception was the first by an Eagle defender in 2019, and LaFleur's first since the team's 2019, week five matchup at Central Michigan. He finished the contest with three tackles (2 solo, 1 assist), and was one of 19 EMU defenders to turn in a multi-tackle performance against the Golden Flashes.

LaFleur is one of only nine players in the MAC and 79 in the FBS that has recorded an interception this season. He has the second-longest return on such a play in the conference (43 yards).

TEN FROM TERRY: Senior linebacker **Terry Myrick** gave an impressive performance at Kent State, Nov. 4. The defensive leader recorded a team-best 10 tackles in the game, one of just two players (from either team) to do so in the contest. Myrick finished as the team's third-best play stopper in 2019, as he amassed 89 tackles in 13 games. Through one game this season, he has raised his tackles per game average by nearly 3.2 (10 vs. 6.84).

BIG GAME BEYDOUN: Junior wideout **Hassan Beydoun** continued to expand his role within the EMU offense during Eastern's week one game at Kent State, Nov. 4. Beydoun hauled in nine receptions for 112 yards. His catch total ties a career-high. Additionally, Beydoun brought in a 35-yard reception in the fourth quarter, which also tied a career-high. His total reception yards was just one yard behind the career-best 113 he recorded in the 2019 Quick Lane Bowl.

BACK-TO-BACK 100-YARD GAMES: With his 112-yard performance against Kent State, Nov. 4, junior wide receiver **Hassan Beydoun** has recorded back-to-back 100+ yard receiving games, dating back to Eastern's last game of the 2019 season, the Quick Lane Bowl. Interestingly, Beydoun grabbed nine receptions for 113 yards in last year's finale, before nearly mirroring that effort with nine catches and 112 total yards in week one of the 2020 season.

Prior to Beydoun, the last EMU player to record consecutive games with 100+ receiving yards came back in 2016, when **Dieuly Aristilde** put up 193 and 107 yards, respectively, in back-to-back contests against Miami (Oct. 29), and Ball State (Nov. 8). Beydoun has two of the 127 100+ yard receiving games that have been recorded in the 129-year history of Eastern's program.



2020 MAC Standings

WEST DIVISION

Team	Overall	MAC
Central Michigan	1-0	1-0
Toledo	1-0	1-0
Western Michigan	1-0	1-0
Eastern Michigan	0-1	0-1
Ball State	0-1	0-1
Northern Illinois	0-1	0-1

EAST DIVISION

Team	Overall	MAC
Buffalo	1-0	1-0
Kent State	1-0	1-0
Miami	1-0	1-0
Ohio	1-0	1-0
Akron	0-1	0-1
Bowling Green	0-1	0-1

AROUND THE MAC:

Wednesday, Nov. 4

Kent State 27, Eastern Michigan 23

Western Michigan 58, Akron 13
Buffalo 49, Northern Illinois 30
Miami 38, Ball State 31
Central Michigan 30, Ohio 27
Toledo 38, Bowling Green 3

Tuesday, Nov. 10

Akron at Ohio, 7 p.m. (CBS Sports Network)
Kent State at Bowling Green, 7 p.m. (ESPNU)
Miami at Buffalo, 8 p.m. (ESPN)

Wednesday, Nov. 11

Eastern Michigan at Ball State, 7 p.m.

Toledo at Western Michigan, 8 p.m. (ESPN2)
Central Michigan at Northern Illinois, 8 p.m. (ESPNU)

Tuesday, Nov. 17

Akron at Kent State, 7 p.m. (ESPNU)
Buffalo at Bowling Green, 7 p.m. (CBSSN)
Ohio at Miami, 8 p.m. (ESPN)

Wednesday, Nov. 18

Northern Illinois at Ball State, 7 p.m. (ESPNU)
Toledo at Eastern Michigan, 7 p.m. (CBSSN)
Western Michigan at Central Michigan, 7 p.m. (ESPN2)

Friday, Nov. 27

Central Mich. at Eastern Mich., 4 p.m.



Eagle Trends

	2020	at EMU
August	0-0	3-0
September	0-0	9-13
October	0-0	6-20
November	0-1	10-12
December	0-0	0-3

EMU's Conference Record...

at home	0-0	8-17
on the road	0-1	8-17
neutral	0-0	0-0

EMU's Non-Conference Record...

at home	0-0	6-6
on the road	0-0	6-8
neutral	0-0	0-3

EMU vs. Ranked Opponents...

at home	0-0	0-0
on the road	0-0	0-4
neutral	0-0	0-0

EMU's Record in Games...

decided by 7 pts or less	0-1	15-21
decided by 3 pts or less	0-0	9-9
Midweek #MACTion	0-1	7-4

Away during the day**Away at night****Home during the day****Home at night****EMU's Record When Scoring...**

less than 20 points	0-0
20-29 points	0-1
30+ points	0-0

EMU's Record When Allowing...

14 or fewer points	0-0
24 or fewer points	0-0
25+ points	0-1

EMU's Record When...

Leading after the 1st qtr.	0-0
Trailing after the 1st qtr.	0-1
Leading at halftime	0-0
Trailing at halftime	0-1
Leading after the 3rd qtr.	0-0
Trailing after the 3rd qtr.	0-1
Tied after the 4th qtr.	0-0

EMU's Record With...

less than 300 yards	0-0
400+ yards total offense	0-0
500+ yards total offense	0-0
600+ yards total offense	0-0
less than 100 yards rush	0-1
100+ yards rushing	0-0
150+ yards rushing	0-0
200+ yards rushing	0-0
250+ yards rushing	0-0
less than 200 yards pass	0-0
300+ yards passing	0-0
350+ yards passing	0-0
400+ yards passing	0-0
450+ yards passing	0-0

EMU's Record When Allowing...

less than 200 total yards	0-0
less than 300 total yards	0-0
less than 400 total yards	0-0
400+ yards total offense	0-1
less than 100 yards rush	0-0
100+ yards rush	0-1
less than 200 yards pass	0-0
less than 250 yards pass	0-1
less than 300 yards pass	0-1
300+ yards pass	0-0



HEAD COACH

CHRIS CREIGHTON

SEVENTH YEAR AT EMU • KENYON, 1991 • @COACH_CREIGHTON

Toughness. Pride. Resilience. These key words have come to describe EMU football as **Chris Creighton** enters his seventh season as the head man at EMU in 2020.

Named the 37th head football coach at Eastern Michigan University on Dec. 11, 2013, Creighton and his staff have made tremendous strides in changing the culture and mindset surrounding the program.

During his 24-year head coaching career, the 51-year-old Creighton has accumulated eight conference titles and an all-time record of 167-94 (.640 winning percentage). He is the only coach in EMU history to lead the program to multiple bowl appearances with the 2016 Bahamas Bowl, the 2018 Camellia Bowl, and the 2019 Quick Lane Bowl. Voted a finalist for the 2016 American Football Coaches Awards' first-ever Comeback Coach of the Year, Creighton led EMU in to the program's first winning season since 1995 and its first bowl appearance since 1987.

One of eight active Football Bowl Subdivision coaches to record more than 160 wins, Creighton helped the Eagles to the program's first win in 126 seasons over a Big Ten or Power Five team with a 16-13 victory over Rutgers, Sept. 9, 2017. Nearly one year later, EMU used a 24-yard field goal as time expired for a stunning 20-19 win over Purdue, Sept. 8, 2018, for Eastern's first walk-off win in two decades. The magic continued in 2019, when Eastern posted its third-consecutive Big Ten road victory with a 34-31 walk-off triumph at Illinois, Sept. 14.

Under Creighton's leadership, EMU is amid one of the best four-year stretches in program history. EMU is 25-26 since 2016, its most wins in a four-season span since 1986-89 when the Eagles went 6-5, 10-2, 6-3-1, and 7-3-1. Furthermore, EMU is 10-4 in the month of November the last four years. In the four seasons prior, Eastern combined for a total of seven wins during the entire 2012, 2013, 2014, and 2015 campaigns.

In 2019, Eastern played in a postseason bowl for the third time in the last four seasons, and for the fifth time in school history. It was also the first time in program history that EMU played in the postseason in consecutive campaigns.

There was plenty of reason to "say our name" in 2018, thanks to the play both on and off the field. After a successful regular season, Eastern aided its postseason hopes with a viral video of student-athletes lip syncing to Destiny's Child's "Say My Name" to help EMU claim its second bowl appearance in three seasons.

Eastern Michigan finished the 2018 season with a 7-6 record after a last-second field goal proved to be the difference against Georgia Southern in the Camellia Bowl. EMU closed the regular season with five straight Mid-American Conference victories for its first winning record in conference play since 1995. Furthermore, the Green and White's 22.1 points allowed per game tied for the 11th-best mark in school history in the modern era (since 1976), and the best since 1993.

One of the best football teams in recent Eastern Michigan history and arguably one of the best in the Mid-American Conference, the Eagles experienced plenty of moments of celebration as well as heartbreak in 2017.

The margin for error was razor thin for the Eagles this year as nine of EMU's 12 games were decided by seven points or less, including six of EMU's seven losses coming down to one possession, and a school-record three in overtime. All told, EMU's seven losses were by a combined 35 points.

The 2016 Eagles finished in a seven-way tie for the most improved program in the Football Bowl Subdivision (FBS) in 2016, bettering its win total from one win in 2015, to seven. Creighton led the Eagles to their first bowl appearance in 29 years. The turnaround was tied for the largest in school history, equalled only by the 1924 and 1977 teams. As an offense, EMU ranked 35th in the FBS in total offense, posting 455.2 yards per game in 13 contests. The team also shattered the school record for total offense with 5,917 yards, breaking the previous record of 5,010. Other notable offensive highlights for the Eagles included ranking 16th nationally in third down conversions, 18th in passing offense, 21st in red zone offense, and 25th in first down offense.

On defense, the Eagles saw a remarkable improvement in its first season under defensive coordinator Neal Neathery. EMU allowed 86.5 yards per game less in 2016 (432.7 per game) than it did in 2015 (519.2 per game) to rank 83rd in the country and seventh in the MAC. The team also took a huge step forward in stopping the run, as the defense gave up 149 yards per game less on the ground in 2016 than it did a year earlier. Overall, EMU was nationally ranked seventh in fumbles recovered, 32nd in turnovers gained, 58th in interceptions, and 59th in rushing defense.

Away from the field, EMU led the MAC in team grade point average for the 2015-16 academic year. It marked the second consecutive season the Eagles posted the top GPA in the league, holding a 2.90 team mark.

During the 2015 campaign, the Eagles finished the regular season ranked nationally in the top-60 in seven statistical categories to go along with 11 top-five rankings in the MAC. EMU finished the year with 39 touchdowns, a mark that is tied for the fifth-most in a single-season during the squad's history, while its 4,560 yards of total offense is also the fifth most.

In his first year in Ypsilanti, Creighton's Eagles finished the regular season ranked nationally in the top-60 in nine statistical categories to go along with six top-five rankings in the MAC standings. Nationally, EMU

finished the year tied with Georgia Tech, Northwestern and Oklahoma State for most blocked kicks with six. The six rejections were the most since the 2009 season when the Green and White also blocked six kicks.

As an All-America quarterback, Creighton led Kenyon (Ohio) College to its only North Coast Athletic Conference title in 1989 and was named conference player of the year after setting single-season conference records for passing yardage (2,843) and touchdowns (29). He was inducted into the Kenyon Athletic Hall of Fame in 2008.

Creighton earned a Bachelor of Arts degree from Kenyon College in 1991 and a master's degree from Concordia (Ill.) University in 1993.

He and his wife, Heather, have two daughters, Hallie and Kate, and a son, Luke.

Active FBS Head Coaches with 160+ Career Victories

Coach, School	Years	Win	Loss	Tie	Pct.
Mack Brown, North Carolina	32	255	130	1	.662
Nick Saban, Alabama	25	249	65	1	.792
Brian Kelly, Notre Dame	31	248	93	2	.726
Willie Fritz, Tulane	24	180	100	0	.643
Gary Patterson, TCU	21	174	73	0	.704
Kirk Ferentz, Iowa	25	174	127	0	.578
Frank Solich, Ohio	22	171	101	0	.629
Chris Creighton, EMU	24	167	94	0	.640

Coaching Experience

2014-Present	Head Coach - Eastern Michigan University
2008-14	Head Coach - Drake University
2001-07	Head Coach - Wabash College
1997-00	Head Coach - Ottawa (Kan.) University
1993-96	Offensive Coord. - Manchester (Ind.) College
1993	Head Coach/QB - Limhamn (Sweden) Griffins
1991-92	Offensive Coord. - Concordia (Ill.) College

Year-By-Year Coaching Record

1997	Ottawa	9-2	NAIA playoffs, Conference title
1998	Ottawa	8-2	
1999	Ottawa	6-3	
2000	Ottawa	9-2	NAIA playoffs, Conference title
2001	Wabash	8-2	
2002	Wabash	12-1	NCAA Div. III playoffs, Conference title
2003	Wabash	7-3	
2004	Wabash	6-4	
2005	Wabash	11-1	NCAA Div. III playoffs, Conference title
2006	Wabash	8-2	Conference title
2007	Wabash	11-2	NCAA Div. III playoffs, Conference title
2008	Drake	6-5	
2009	Drake	8-3	
2010	Drake	7-4	
2011	Drake	9-2	Conference title (tie)
2012	Drake	8-3	Conference title (tie)
2013	Drake	6-5	
2014	EMU	2-10	
2015	EMU	1-11	
2016	EMU	7-6	Bahamas Bowl
2017	EMU	5-7	Defeated Rutgers
2018	EMU	7-6	Defeated Purdue/Camellia Bowl
2019	EMU	6-7	Defeated Illinois/Quick Lane Bowl
2020	EMU	0-1	

Career Records

Overall	167-94
at EMU	28-48
at Drake	44-22
at Wabash (Ind.)	63-15
at Ottawa (Kansas)	32-9



SIGNIFICANT STRETCH OF DEFENSE: Eastern's defense was able to keep Kent State off the scoreboard for a stretch of five-consecutive possessions in its week one matchup with the Golden Flashes, Nov. 4. The effort, which saw the Eagles force three punts, an interception, and a clock run out, all between the second and third quarters, respectively, allowed EMU's offense to get back in the game.

The performance was the best for the Eastern defense since it blanked Akron for seven-straight possessions in week 10 of the 2019 season. Overall, **Neal Neathery's** unit have stopped opposing offenses on at least five-consecutive drives 26 times in 22 different games since his arrival in 2016. EMU is 15-7 in those games, with four of the losses coming in overtime and five finishing within one score.

Games Under Neal Neathery With Five-Consecutive Stops or Better

Opponent	Location	Date	Consecutive Stops	Outcome
Mississippi Valley State	H	9-2-16	12	W, 61-14
Wyoming	A	9-23-16	6	W, 27-24
Bowling Green	A	10-1-16	5	W, 28-25
Miami	H	10-29-16	5	L, 28-15
Ball State	A	11-8-16	5&5	W, 48-41
Northern Illinois	H	11-16-16	6	L, 31-24 OT
Charlotte	H	9-1-17	12	W, 24-7
Rutgers	A	9-9-17	6	W, 16-13
Ohio	H	9-23-17	5&6	L, 27-20 OT
Northern Illinois	A	10-26-17	5	L, 30-27 OT
Ball State	H	11-2-17	7	W, 56-14
Central Michigan	A	11-8-17	6	L, 42-30
Miami	A	11-15-17	7	W, 27-24
Monmouth	H	8-31-18	6	W, 51-17
Purdue	A	9-8-18	6	W, 20-19
Northern Illinois	H	9-29-18	8	L, 26-23 3 OT
Central Michigan	H	11-3-18	7&7	W, 17-7
Akron	H	11-10-18	5&8	W, 27-7
Kent State	A	11-23-18	10	W, 28-20
Illinois	A	9-14-19	9	W, 34-31
Central Connecticut State	H	9-21-19	6	W, 34-29
Kent State	A	11-4-20	5	L, 27-23

ALL-TIME VS. BALL STATE: The Eagles and Cardinals have met 61 times in their respective histories, with BSU leading the all-time series, 35-24-2. The two schools first met in 1936, and have faced off annually since 1973. EMU has won three of the last four meetings, out-scoring the Cardinals, 169-104 during that stretch. Last season, it was Ball State that came out on top, earning a 29-23 Homecoming victory over EMU at Rynearson Stadium, Oct. 12.

RECAPING LAST YEAR'S MEETING: Eastern was unable to preserve a two-possession lead in its 92nd Homecoming contest, falling to Ball State, 29-23, Oct. 21 at "The Factory."

The setback snapped the Eagles' three-game winning streak against Ball State, who scored 15 unanswered points in the second half to clinch its first win at EMU since a 28-17 decision, Sept. 19, 2015.

Senior quarterback **Mike Glass III** was responsible for all three Eastern touchdowns, as he finished 20-for-34 with 283 yards and one touchdown pass along with a team-high 13 carries for 47 yards and two rushing scores. Then-sophomore **Dylan Drummond** led the Green and White with six receptions for 72 yards, while former Eagle **Arthur Jackson III** and then-sophomore **Hassan Beydoun** each tallied three catches for 48 and 41 yards, respectively.

Then-sophomore kicker **Chad Ryland** matched the career-high he set in the Eagles' win at Illinois, Sept. 14, with a 52-yard field goal that gave EMU a 17-7 lead with 5:27 remaining in the second quarter. On the defensive end, senior **Kobie Beltram** shined with 12 tackles, one TFL, and one fumble recovery, while senior **Vince Calhoun** and then-junior **Terry Myrick** were both responsible for seven tackles.

THE LAST TIME EMU HAD FUNCIE IN MUNCIE: Quarterback **Tyler Wiegers** passed for three touchdowns and ran for another as Eastern Michigan scored in every quarter to defeat Ball State, 42-20, in Muncie, Oct. 20, 2018.

Wiegers was a crisp 22-for-28, passing for 257 yards for Eastern Michigan. Wiegers threw touchdown passes to **Line Latu**, **Arthur Jackson III** and **Isaac Holder**. **Shaq Vann** put the Eagles on the board with a one-yard run early, Latu caught a 41-yarder in the second quarter, and Wiegers scored on a keeper from the 1 with 24 seconds left in the half for a 21-6 lead.

The Cardinals' Riley Neal ended a 10-play, 75-yard drive with a 16-yard pass to Riley Miller before halftime and scored from 11 yards out to end another 75-yard drive in the third quarter. Ball State was trailing 42-13 when Will Jones rambled for an 80-yard score with about two minutes remaining.

Eastern Michigan defenders had an interception, a fumble recovery and five three-and-outs in the win.

EMU Record Book

EMU Career Passing Yardage

1.	Walter Church (1996-2000)	9,142
2.	Brogan Roback (2013-17)	8,658
3.	Charlie Batch (1994-97)	7,592
4.	Andy Schmitt (2006-09)	5,867
5.	Matt Bohnet (2004-05)	4,988

EMU Career Touchdown Passes

1.	Brogan Roback (2013-17)	57
2.	Charlie Batch (1994-97)	53
3.	Walter Church (1996-2000)	43
4.	Matt Bohnet (2004-05)	35
5.	Alex Gillett (2009-12)	35

EMU Career Pass Completions

1.	Walter Church (1996-2000)	807
2.	Brogan Roback (2013-17)	745
3.	Andy Schmitt (2006-09)	607
4.	Charlie Batch (1994-97)	579
5.	Matt Bohnet (2004-05)	488

EMU Career Rushing Yards

1.	Gary Patton (1984-87)	3,497
2.	Mike Strickland (1972-74)	3,234
3.	Anthony Sherrell (2002-05)	2,888
4.	Larry Ratcliff (1969-71)	2,848
5.	Ricky Calhoun (1980-83)	2,665

EMU Career Receiving Yardage

1.	Eric Deslauriers (2003-06)	3,250
2.	Kevin Walter (1999-2002)	2,838
3.	Jermaine Sheffield (1997-99)	2,043
4.	Jacory Stone (2006-09)	1,851
5.	Steve Clay (1992-95)	1,846

EMU Career Tackles

1.	Reese McCaskill (1992-95)	450
2.	Daniel Holtzclaw (2005-08)	437
3.	Scott Russell (1988-2001)	423
4.	Jeff Bixler (1972-75)	375
5.	David Marshall (1979-83)	360

EMU Career Kickoff Return Yardage

1.	Tyler Allen (2011-14)	2,664
2.	Trumaine Riley (2003-06)	2,541
3.	Steve Clay (1992-95)	1,772
4.	Corey Welch (2008-11)	1,704
5.	Dontayo Gage (2006-09)	1,587



Single-Game Records

Total Plays

1.	Andy Schmitt (Nov. 28, 2008)	89
2.	Andy Schmitt (Nov. 22, 2008)	85
3.	Brogan Roback (Oct. 21, 2017)	81

Total Offense-Yards

1.	Andy Schmitt (Nov. 28, 2008)	554
2.	Reginald Bell (Nov. 22, 2014)	510
3.	Brogan Roback (Nov. 8, 2016)	509
4.	Andy Schmitt (Nov. 22, 2008)	504

Passing Yardage

1.	Andy Schmitt (Nov. 28, 2008)	516
2.	Andy Schmitt (Nov. 22, 2008)	484
3.	Brogan Roback (Nov. 8, 2016)	468

Touchdown Passes Thrown

1.	Kainoa Akina (Nov. 24, 2001)	6
t2.	Tyler Benz (Oct. 20, 2012)	5
t2.	Andy Schmitt (Nov. 28, 2008)	5

Touchdowns Scored

t-1.	Accomplished 13 times	4
	Most recent Bronson Hill (Oct. 13, 2012)	

Passes Caught

1.	Tyler Jones (Nov. 28, 2008)	23
2.	Kenny Christian (Sept. 23, 2000)	20
3.	Jacory Stone (Nov. 22, 2008)	18
	Tyler Jones (Nov. 22, 2008)	18

Receiving Yardage

1.	Ontario Pryor (Oct. 19, 1996)	241
2.	Kevin Walter (Oct. 5, 2002)	225
3.	Eric Deslauriers (Oct. 9, 2004)	209

Rushing Attempts

t-1.	Anthony Sherrell (Nov. 8, 2003)	43
	Anthony Sherrell (Nov. 15, 2003)	43

Rushing Yardage

1.	Larry Radcliff (Oct. 16, 1973)	291
2.	Bronson Hill (Oct. 13, 2012)	283
t-3.	Larry Radcliff (Oct. 2, 1971)	251
t-3.	Ime Akpan (Sept. 28, 2002)	251

Longest Field Goal Made

1.	Dylan Mulder (Nov. 7, 2015)	55
t2.	Accomplished seven times	52

CROSSOVER CONNECTIONS: A total of 11 players between the EMU and BSU rosters will have extra motivation heading into Saturday's matchup. Five Cardinals hail from the Mitten State, while six Eagles are set to head home to Indiana.

EASTERN ROOTS IN MUNCIE: In addition to Eastern's six players that have ties to the Hoosier State, two Eastern Athletics staff members have direct roots to Muncie. Eastern Michigan head volleyball coach **Darcy Dorton** is originally from the Delaware County city, while Vice President/Director of Athletics **Scott Wetherbee** both completed his undergraduate degree at Ball State (1997), and also served as a graduate assistant in its ticket office from 1997-99.

THANK YOU, VETERANS: Wednesday is a day of celebration and appreciation across the United States, as Nov. 11 is Veterans Day. In 1945, World War II veteran Raymond Weeks had the idea to expand Armistice Day to celebrate all veterans, not just those who died in World War I, and a bill signed into law on May 26, 1954 made it official.

Congress amended the bill on June 1, 1954, replacing "Armistice" with "Veterans," and it has been known as Veterans Day since.

EMU's own media relations office is made better every day by graduate assistant **Jessica Crusan**, who served as an active duty member of the United States Marine Corps from 2013-2017. For Jess' service, and to all those who have served, EMU is grateful and appreciative.

BETTER ON THE ROAD?: EMU and Ball State have established a rare and interesting trend within their MAC West matchup. Since 1985, the road team has compiled a winning record against one another. Eastern in 9-8 when visiting Muncie in that span, while Ball State is 12-6 when playing in Ypsilanti. Each team has a losing record at home.

THE LEGACY OF No. 2 CONTINUES: One of the most important decisions a college football player makes comes long before they ever step onto the field for a game; That choice is what number they will choose to wear. After all, the jersey a player chooses means much more than just the number itself. Athletes develop a special bond with the number they choose to wear. It becomes part of their identity, especially in a sport like football where the players' heads are covered by their helmets. This decision is personal and special to each player. It is a choice that usually is theirs to make, excluding position restrictions and players wanting the same number.

For the Eastern Michigan University football team, the number two jersey, known as 'The Deuce', must be earned in remembrance of wide receiver **Demarius Reed**, who passed away on Oct. 18, 2013. Put back into circulation in 2017 with the blessing of Reed's family and former teammates, his number once again graces the field at Rynearson Stadium on the back of the squad's best senior pass catcher.

This season, senior **Thomas Odukoya** has earned the honor to don the No. 2 jersey as part of the tradition Head Coach **Chris Creighton** announced Sunday, Nov. 1, following the team's practice at Rynearson Stadium.

Players do not get the opportunity to choose No. 2 by picking it out in the equipment room. They earn it through their actions both on and off the field. This player possesses the integrity, character, and selflessness all of EMU's football players and representatives strive to build within themselves.

Affectionately known as 'D. Reed' by his teammates, Reed was a natural-born leader that made friends easily. He excelled both athletically and academically throughout his life, and quickly became a leader both on and off the field at EMU. Known as the "locker room joker", Reed impacted everyone he met.

EMU has continued to recognize Reed's influence on the football program since his passing. His jersey is buried at midfield under the Block E logo inside Rynearson Stadium, while a plaque now memorializes his accomplishments inside the lockerroom at the Student-Athlete Performance Center.

In 2017, former Tampa Bay Buccaneer wide receiver **Sergio Bailey II** wore the 'The Deuce' before former walk-on **Blake Banham** earned the honor in 2018. Last season, it was Clinton, Mich. native **Mathew Sexton** that donned the jersey.

WHO IS THAT IN ZERO? New this season in NCAA football is the fact that the No. 0 jersey can now be worn. This was not the case in previous seasons. While it is not a requirement that the jersey be awarded in any special fashion, the EMU football team plans to award the number to a different defensive player during each week of the 2020 campaign.

According to team officials, No. 0 will be worn by the defensive player each week that best embodies the team's "Hard Hat Defense" mentality. The three characteristics that a player must achieve to be part of EMU's "Hard Hat D," are: selfless, hardworking, and tough. The player that wears No. 0 will change every week and will be awarded based on the individual's previous week performance.

The first player to earn the chance to wear No. 0 was sophomore defensive lineman **Mikey Haney**.



DIALING IN THE CALLS: For the first time in his EMU tenure, Head Coach **Chris Creighton** will be calling his own offensive plays after previously doing so at his other coaching stops. Creighton is one of 17 Football Bowl Subdivision head coaches that serves as the primary play caller for their team.

Head Coaches Who Serve as a Coordinator/Play Caller

Duke - David Cutcliffe (HC/OC)	EMU - Chris Creighton (HC/Offensive Player Caller)
Florida - Dan Mullen (HC/Offensive Player Caller)	Illinois - Lovie Smith (HC/DC)
Houston - Dana Holgorsen (HC/Offensive Player Caller)	Louisville - Scott Satterfield (HC/Offensive Play Caller)
Mississippi State - Mike Leach (HC/Offensive Play Caller)	Missouri - Eliah Drinkwitz (HC/OC)
Nebraska - Scott Frost (HC/Offensive Play Caller)	New Mexico State - Doug Martin (HC/OC)
Ohio State - Ryan Day (HC/Offensive Play Caller)	Texas A&M - Jimbo Fisher (HC/Offensive Play Caller)
Texas State - Jake Spavital (HC/Offensive Play Caller)	Toledo - Jason Candle (HC/Offensive Play Caller)
Troy - Chip Lindsey (HC/Offensive Play Caller)	Tulsa - Philip Montgomery (HC/OC)
UNLV - Marcus Arroyo (HC/Offensive Play Caller)	Wisconsin - Paul Chryst (HC/Offensive Play Caller)

129 YEARS OF FOOTBALL: This is the 129th year for the EMU football team. The first year of intercollegiate football in Ypsilanti was 1891, when the team, then known as the Michigan Normal College Normalites, posted an 0-2 record. EMU has fielded a team every year since 1891 with one exception, when the 1944 season was canceled because of World War II.

BIZZARO WORLD: For just the fourth time in program history, Eastern opened a season against the team (Kent State) it closed the previous regular season against. Prior to 2020, the last time it occurred was in 1986 when EMU opened the year at home against Western Michigan after wrapping up the 1985 campaign in Kalamazoo.

The Nov. 4 opener was also the latest kickoff to a season in program history, breaking the previous mark set by the 1899 squad when it battled the Michigan Freshman to a 5-5 tie, Oct. 30.

TESTING, LOTS OF TESTING: The Conference implemented a COVID-19 testing program requiring four antigen tests per week with all positive tests needing confirmation with a polymerase chain reaction (PCR) test. Any student-athlete with a positive test will enter a cardiac screening protocol.

The MAC's approved COVID-19 testing protocols, including four tests per week, began Monday, Oct. 5. Although no fans will be allowed inside the gates of MAC stadiums this year, the conference will still host a championship game, Dec. 18, giving each of the league's 12 teams and their fan bases a lot to be excited about as the holiday season approaches.

ONE OF A KIND: Eastern Michigan was the only Mid-American Conference team to boast a victory over a Power 5 Conference opponent in 2019. EMU walked off Illinois of the Big Ten conference with a 24-yard field goal as time expired, Sept. 14, 2019. It was the third-consecutive season that Eastern knocked off a Big Ten opponents (2017-Rutgers, 2018-Purdue).

THE BEST SHOW IN TOWN: Four of EMU's wins in 2019 were decided on the final drive of the game – interception (Coastal Carolina, Aug. 31), walk-off field goal (Illinois, Sept. 14), blocked punt (Central Connecticut, Sept. 21), and punt (Western Michigan, Oct. 19). Furthermore, four of EMU's setbacks were decided on the final drive with EMU possessing the ball.

KEEPING IT CLOSE: EMU was one of just five Football Bowl Subdivision (FBS) team to play in at least eight one-score games last season. EMU tied for the second-most single possession contests, as only North Carolina (9), and Pittsburgh (9) played in more games that went to the wire.

WIN THE TURNOVER BATTLE: A common goal in Head Coach **Chris Creighton's** program, Eastern has won or tied (20-3) the turnover battle in 23 of its last 26 victories under Creighton.

NEATHERY'S SACK FACTORY: Prior to EMU Associate Head Coach/Defensive Coordinator **Neal Neathery's** arrival in 2016, the Eagles recorded four-or-more sacks just eight times in the 10 previous seasons. Under his direction, Eastern has accomplished the feat 12 times, most recently in its 34-31 win over Illinois, Sept. 14, 2019.

TEAM THEME: Plastered along the halls of the Student-Athlete Performance Center, on team t-shirts, and on social media, the 2020 theme of EMU football is officially, "Breakthrough". The theme represents the team's mission to consistently do what is necessary to move the program into the next tier of success. According to team members, being competitive in the MAC and going to bowl games is not enough. Now, it is time for the team to have a "breakthrough," and compete at an even higher level.

Team Single-Game Records

Points

1.	vs. Eastern Illinois (Oct. 27, 1956)	65
2.	at Akron (Nov. 24, 2001)	62
3.	vs. CMU (Nov. 6, 2004)	61
	vs. Mississippi Valley (Sept. 2, 2016)	61
5.	vs. Ball State (Nov. 14, 1970)	60

Total Offense

1.	vs. Indiana State (Aug. 28, 2008)	637
2.	vs. Akron (Oct. 18, 1997)	632
3.	vs. Toledo (Oct. 13, 2012)	624

Total Rushing Yards (Net)

1.	vs. Indiana State (Aug. 28, 2008)	413
2.	vs. UW-Milwaukee (Oct. 24, 1970)	410

First Downs

1.	vs. Central Michigan (Nov. 28, 2008)	38
2.	at Ball State (Nov. 8, 2016)	35
3.	at Central Michigan (Oct. 19, 1996)	33

Extra Points Converted

1.	at Akron (Nov. 24, 2001)	8
	vs. Central Michigan (Nov. 28, 2008)	8
	vs. Mississippi Valley (Sept. 2, 2016)	8

More Career Records-Individual

EMU Career Total Plays (Pass and Rush)

1.	Walter Church (1996-00)	1,657
2.	Brogan Roback (2013-2017)	1,459
3.	Andy Schmitt (2005-09)	1,210
4.	Charlie Batch (1994-97)	1,179
5.	Alex Gillett (2009-12)	1,166

EMU Career Yards (Passing and Rushing)

1.	Brogan Roback (2013-2017)	8,881
2.	Walter Church (1996-00)	8,628
3.	Charlie Batch (1994-97)	7,715
4.	Alex Gillett (2009-12)	6,836
5.	Andy Schmitt (2005-09)	6,745

EMU Career Receptions

1.	Eric Deslauriers (2003-06)	248
2.	Kevin Walter (1999-02)	211
3.	Jacory Stone (2006-2009)	178

EMU Career Touchdowns

1.	Gary Patton (1984-87)	31
2.	Anthony Sherrell (2002-05)	28
3.	Eric Deslauriers (2003-06)	27
4.	Larry Ratcliff (1969-71)	26
5.	Kerry Keating (1954-57)	25



2020 CAPTAINS: Eastern Michigan University's football team announced its captains for the 2020 campaign, Aug. 12. Providing leadership for the squad will be seniors **Thomas Odukoya** and **Turan Rush**. Both seniors each earned the honor for the first time. Additionally, this marks the first season under Head Coach **Chris Creighton** that each captain came to Ypsilanti by way of a transfer. Odukoya, an Almere, Netherlands native, began his career at Garden City Community College. Rush, of Charleston West Side, W. Va., started at Antelope Valley College.

RECORD SETTING 2019: EMU tallied a total of 95 game, season, or career entries into the EMU record books in 2019. Then-senior defensive back **Vince Calhoun** became the all-time leader in starts at Eastern when he took the field against Kent State, Nov. 19. Former quarterback **Mike Glass III** finished first all-time in single-season completions, and former running back **Shaq Vann** etched his name as seventh all-time in career rushing yards (2,529). These are just some examples of the record book entries that EMU student-athletes accomplished in 2019.

CONSISTENT COACHING: When **Chris Creighton** stepped onto the field in Kent, Ohio, Nov. 4, to lead the Eagles against the Kent State, he officially began his seventh year at the helm of the program. Nine coaches, five head and four interim, have come-and-gone at EMU since the last time a head-man has coached seven years (**Jim Harkema**, 1983-92) at Eastern. Harkema, who coached nine full seasons for the Green and White, resides one spot ahead of Creighton as the fourth-winningest coach in program history.

NEW ADDITIONS: The 2020 Eastern Michigan football team welcomed three new full-time staff members during the course of the offseason.

Brandon Blaney joins the EMU family as the tight ends coach. Blaney owns 24 years of coaching experience in the college and professional ranks having coached in the NFL, Big Ten Conference, Big 12 Conference, and the Gateway Football Conference. Furthermore, Blaney has also won a pair of national championships as a part of the coaching staffs at the University of Oklahoma (2000) and Youngstown State University (1997). He most recently served as a senior offensive analyst for the University of Michigan during the 2018-19 seasons.

Taking over the corner backs room, **LaMarcus Hicks** comes to Ypsilanti after spending the past two years at Bowling Green State University. **Fred Reed** will transition to work with the safeties after the departure of **Todd Frakes**. The Falcons tallied 13 interceptions in Hicks' two seasons at BGSU, while ranking sixth nationally in passing yards allowed during the 2018 campaign at just 167.6 yards per game. Before arriving in the Buckeye State, Hicks spent two years (2016-17) at Jackson State University. He was part of a defense that ranked in the top-40 in the country in total defense at 341.6 yards per contest in 2017. The team ranked No. 29 nationally in passing efficiency allowed (116.68) and No. 16 in passing yards allowed (171.3). In his first season at JSU in 2016, the program ranked in the top-35 nationally in total defense (348.9) and passing yards allowed (188.0).

Returning for a second stint in Ypsilanti is former graduate assistant **Mike Piatkowski**, who will now handle the quarterbacks in a full-time manner. Piatkowski was a record-setting quarterback himself, controlling the offense for Drake University during a portion of **Chris Creighton's** tenure with the club. Piatkowski has spent the past six years moving up the college football ranks. Piatkowski also previously was a graduate assistant coach at Eastern Michigan (2016-17) and Midland (Neb.) University (2014-15).

Increasing their roles on staff, offensive line coach **James Patton** will add Run Game Coordinator to his responsibilities, while Reed will serve as the Pass Game Coordinator for the Green and White. Following the departure of Offensive Coordinator **Aaron Keen**, who filled the vacated head coaching position at Washington University – St. Louis, his alma mater, Creighton will be responsible for calling the plays on that side of the ball.

RUNNING BACK PRODUCTION: Eastern Michigan was one of just 10 Football Bowl Subdivision (FBS) schools not to have a running back on its roster with a game started. Furthermore, EMU's tailbacks open the 2020 campaign with a combined 10 career rushing attempts (**Karmi Mackey 8, Darius Boone Jr. 2**).

Fewest Career RB Starts to Begin 2020

Arizona State - 0	Eastern Michigan - 0
Memphis - 0	New Mexico State - 0
Northern Illinois - 0	SMU - 0
South Carolina - 0	Stanford - 0
Syracuse - 0	Wisconsin - 0
LSU - 1	Maryland - 1
TCU - 1	UMASS - 1
Vanderbilt - 2	Utah - 2
Kansas State - 3	Florida State - 3
Florida - 3	Arizona State - 4

Fewest Career RB Carries to Open 2020

Arizona State - 0
Northern Illinois - 9
Eastern Michigan - 10
New Mexico State - 31
Syracuse - 53
South Carolina - 68

YOUTH MOVEMENT: EMU will boast the 19th youngest roster in all of the FBS ranks with 62.5 percent of the squad made up of underclassmen in 2020.

Highest Percentage of Underclassmen on a FBS Roster

School	Total	Fr. (True/RS)	Soph.	Team Size	Pct.
1. Oregon	81	47 (28/19)	34	110	73.6
2. Florida State	85	57 (39/18)	28	117	72.6
3. East Carolina	83	59 (38/21)	24	115	72.2
4. Stanford	73	44 (28/16)	29	102	71.6
5. Syracuse	68	47 (29/18)	21	96	70.8
6. Nebraska	108	78 (39/39)	30	153	70.6
7. Arizona State	77	49 (31/18)	28	113	68.1
8. Clemson	81	51 (29/22)	30	120	67.5
9. Utah	80	60 (40/20)	20	120	66.7
10. Colorado	69	40 (25/15)	29	105	65.7
11. Kansas State	84	55 (35/20)	29	128	65.6
12. South Carolina	74	54 (38/16)	20	113	65.5
13. Utah State	68	45 (25/20)	23	104	65.4
14. Bowling Green	69	64 (43/31)	5	106	65.1
15. TCU	80	50 (27/23)	30	123	65.0
16. SMU	94	66 (30/36)	28	146	64.4
17. BYU	77	45 (28/17)	32	121	63.6
18. Maryland	75	46 (36/10)	29	118	63.6
19. Eastern Michigan	70	48 (27/21)	22	112	62.5
20. Boise State	64	37 (24/13)	27	103	62.1
21. Navy	90	48 (48/ 0)	42	145	62.1
22. Florida	74	48 (27/21)	26	120	61.7
23. Arizona	69	39 (33/ 6)	30	112	61.6
24. Ball State	66	44 (22/22)	22	108	61.1
25. Colorado State	64	40 (24/16)	24	105	61.0

Schools with the Fewest Players in their Last year of Eligibility:

School	Sr.	Gr.Tr.	Total
1. Stanford	9	1	10
2. Colorado	9	2	11
t-3. Clemson	12	0	12
t-3. Maryland	11	1	12
t-3. Syracuse	11	1	12
6. Florida State	9	4	13
t-7. Eastern Michigan	14	0	14
t-7. Oregon State	13	1	14
9. Oregon	13	2	15
10. Bowling Green	16	0	16

THE CREIGHTON DIFFERENCE: Head Coach **Chris Creighton** has won nearly 50 percent (25-of-51) of his games since the start of the 2016 season. In the three seasons prior to his arrival in Ypsilanti, the Eagles were victorious in just 28 percent (10-of-36) of their games.



THE NOT-SO UNDERDOGS: With EMU's win over Illinois, Sept. 14, 2019, Head Coach **Chris Creighton** picked up a third "Power Five" win in a three-year span. Creighton is one of two active MAC coaches to have multiple "Power 5" wins. He joins Ohio's Frank Solich (5).

CREIGHTON ENTERS TOP-FIVE: With six more wins in the 2019 campaign, EMU Head Coach **Chris Creighton** continued to climb the EMU all-time wins ladder. Currently the fifth-winningest coach in program history, Creighton is just 13 games away from tying **Jim Harkema** (41 wins) for fourth-best all-time at Eastern. The San Francisco native is the only coach in EMU history to take a team to three postseason bowl games.

WHERE IN THE WORLD IS CHRIS CREIGHTON?: In his head coaching career, **Chris Creighton** has racked up the frequent flyer miles, coaching games in seven different countries. Creighton added the Bahamas to that list in 2017 when he lead the Eagles to the Bahamas Bowl after it already consisted of the United States, Sweden, Austria, Panama, Tanzania, and Germany.

STABILITY IS THE NAME OF THE GAME: In an era when head coaches seem to change frequently, Eastern Michigan has been able to go seven seasons with the same football and men's basketball coaches. It is the longest by EMU since it also went seven years (1986-92) without a change under the leadership of football's **Jim Harkema** and men's basketball's **Ben Braun**.

Overall, EMU has the longest active streak of stability between the two program's in the Mid-American Conference.

Stability at the Top

School	Football Coach - Years	M. Basketball Coach - Years
Eastern Michigan	Chris Creighton - 7	Rob Murphy - 10
Toledo	Jason Candle - 6	Tod Kowalczyk - 10
Ball State	Mike Neu - 5	James Whitford - 8
Miami	Chuck Martin - 8	Jack Owens - 3
Kent State	Sean Lewis - 3	Rob Senderoff - 9
Akron	Tom Arth - 2	John Groce - 3
Bowling Green	Scot Loeffler - 2	Michael Huger - 6
Buffalo	Lance Leipold - 6	Jim Whitesell - 2
Central Michigan	Jim McElwain - 2	Keno Davis - 9
Northern Illinois	Thomas Hammock - 2	Mark Montgomery - 10
Ohio	Frank Solich - 16	Jeff Boals - 2
Western Michigan	Tim Lester - 4	Clayton Bates - 1

STABILITY PART DUEX: In his seventh season in Ypsilanti, EMU Head Coach **Chris Creighton** is now the 25th longest-tenured Football Bowl Subdivision (FBS) head coach.

Current Longest Tenured FBS Head Coaches

	Coach, School	Date Hired
1.	Kirk Ferentz, Iowa	Dec. 2, 1998
2.	Gary Patterson, Texas Christian	Dec. 8, 2000
3.	Kyle Whittington, Utah	Dec. 9, 2004
4.	Frank Solich, Ohio	Dec. 17, 2004
5.	Mike Gundy, Oklahoma State	Jan. 3, 2005
6.	Rick Stockstill, Middle Tennessee	Dec. 12, 2005
7.	Pat Fitzgerald, Northwestern	July 7, 2006
8.	Troy Calhoun, Air Force	Dec. 22, 2006
9.	Nick Saban, Alabama	Jan. 3, 2007
10.	Ken Niumatalolo, Navy	Dec. 8, 2007
11.	David Cutcliffe, Duke	Dec. 15, 2007
12.	Dabo Swinney, Clemson	Oct. 13, 2008
13.	Brian Kelly, Notre Dame	Dec. 11, 2009
14.	Doc Holliday, Marshall	Dec. 17, 2009
15.	David Shaw, Stanford	Jan. 13, 2011
16.	Mark Stoops, Kentucky	Nov. 27, 2012
17.	Dave Doeren, N.C. State	Dec. 1, 2012
18.	Gus Malzahn, Auburn	Dec. 4, 2012
19.	Skip Holtz, Louisiana Tech	Dec. 14, 2012
20.	Doug Martin, New Mexico State	Feb. 1, 2013
21.	Chuck Martin, Miami (Ohio)	Dec. 3, 2013
22.	Craig Bohl, Wyoming	Dec. 8, 2013
23.	Dave Clawson, Wake Forest	Dec. 10, 2013
24.	Bryan Harsin, Boise State	Dec. 11, 2013
25.	Chris Creighton, Eastern Michigan	Dec. 12, 2013





2020 EMU Football Honors

Jake Donnellon, Offensive Line

- 4th Team Preseason All-MAC by Athlon Sports

Brian Dooley, Offensive Line

- 4th Team Preseason All-MAC by Phil Steele

Dylan Drummond, Wide Receiver

- Paul Hornung Award Watch List
- 3rd Team Preseason All-MAC by Phil Steele
- 1st Team PR Preseason All-MAC by Athlon Sports
- 3rd Team KR Preseason All-MAC by Athlon Sports

Jake Julien, Punter

- 1st Team Preseason All-MAC by Phil Steele
- 1st Team Preseason All-MAC by Athlon Sports

Freddie McGee III, Defensive Back

- 4th Team Preseason All-MAC by Athlon Sports

Terry Myrick, Linebacker

- 3rd Team Preseason All-MAC by Phil Steele
- 4th Team Preseason All-MAC by Athlon Sports

Thomas Odukoya, Tight End

- John Mackey Award Preseason Watch List
- Wuerffel Trophy Watch List
- William V. Campbell Trophy Semifinalist
- 4th Team Preseason All-MAC by Phil Steele

Sidy Sow, Offensive Line

- 2nd Team Preseason All-MAC by Phil Steele
- 3rd Team Preseason All-MAC by Athlon Sports

Turan Rush, Defensive Line

- 4th Team Preseason All-MAC by Phil Steele
- 4th Team Preseason All-MAC by Athlon Sports

Chad Ryland, Kicker

- 2nd Team Preseason All-MAC by Phil Steele
- 3rd Team Preseason All-MAC by Athlon Sports

Mike Van Hoven, Punter

- 4th Team Preseason All-MAC by Athlon Sports
- Rimington Trophy Watch List

Quian Williams, Wide Receiver

- 4th Team Preseason All-MAC by Phil Steele
- 3rd Team Preseason All-MAC by Athlon Sports

100-YARD RUSHERS

Player	2020	Career	'20 Opponent

100-YARD RECEIVERS

Player	2020	Career	'20 Opponent
Hassan Beydoun	1	2	KSU
Quian Williams		1	

INTERCEPTIONS

Player	2020	Career
Blake Bogan		2
Alvinoski LaFleur	1	2
Korey Hernandez		1
Jeff Hubbard		2
Clay Holford		1
Freddie McGee		1

Slaying the Dragons - Accomplishments in the Chris Creighton Era

-1st Win over a "Power 5" Conference team (Rutgers)
-1st Win over a Big Ten Conference Team (Rutgers)
-1st Bowl Appearance in 29 years (1987 California Bowl to 2016 Bahamas Bowl)
- 1st Bowl Played on US soil in 31 years (1987 California Bowl to 2018 Camellia Bowl)
-1st Winning season since 1995 (7-6 record in 2016)
-1st Non-conference road victory since the 1988 campaign (at Wyoming in 2015)
-1st Back-to-back season since 2008-09 that players were taken in the NFL Draft
-1st Three game road winning streak since 1967
-1st Win over Miami University since 1993
-1st Win over Ohio University in Athens, Ohio since 1994
-1st Win over Northern Illinois University since 2007
- 1st Win over Toledo since 2006
- 1st Win at Akron since 1995
-1st Three-game winning streak against Big Ten Conference opponents
-1st Three-game MAC winning streak since 1999
-1st Four-game MAC winning streak since 1995
-1st Five-game MAC winning streak since 1989
-1st winning Mid-American Conference campaign since 1995
-1st time EMU student-athletes have the opportunity to play in two bowl games in their careers
-1st time EMU student-athletes have the opportunity to play in three bowl games in their careers
- First EMU Head Coach to defeat all 11 other MAC members
- First time EMU has been bowl eligible in back-to-back seasons
-2nd Win over a "Power 5" Conference team (Purdue)
-2nd Win over a Big Ten Conference team (Purdue)
-3rd Win over a "Power 5" Conference team (Illinois)
-3rd Win over a Big Ten Conference team (Illinois)
- Most Improved Program in the Football Bowl Subdivision (FBS) in 2016
- Largest single-season turnaround in school history (1-11 in 2015 to 7-6 in 2016)
- Largest deficit overcome in program history at 21-points (at Ball State in 2016)
- Largest MAC margin of victory in program history at 42-points (vs. Ball State in 2017)

BLOCKED KICKS IN CREIGHTON ERA

Opponent	Type	Date
Morgan State	Punt (TD)	Aug. 30, 2014
Morgan State	41-yd FG	Aug. 30, 2014
Buffalo	39-yd FG	Oct. 11, 2014
NIU	24-yd FG	Oct. 25, 2014
NIU	32-yd FG	Oct. 25, 2014
Central Michigan	Punt	Nov. 1, 2014
Wyoming	22-yd FG	Sept. 23, 2016
NIU	36-yd FG	Nov. 16, 2016
NIU	Punt (TD)	Oct. 26, 2017
WMU	PAT	Oct. 6, 2018
Army West Point	Punt	Oct. 27, 2018
Georgia Southern	Punt	Dec. 15, 2018
Central Connecticut	Punt (TD)	Sept. 21, 2019
Kent State	47-yd FG	Nov. 29, 2019
Pittsburgh	Punt	Dec. 26, 2019

TRACKING THE EAGLES IN 2020

Opponent	Time	Length	Att.	Halftime Score	Final Score	Coin Toss	Kickoff Receive	1st EMU Poss.	1st Opp. Poss.	Game Pants	Game Jersey	Game Helmet
at Kent State*	6 p.m.	3:15	N/A	9-20	23-27	EMU	KSU	Downs	TD	White	White	Green
at Ball State*	7 p.m.									Grey	White	Grey
TOLEDO*	7 p.m.											
CENTRAL MICHIGAN*	4 p.m.											
at Western Michigan*	TBA											
NORTHERN ILLINOIS*	TBA											



The Last Time...

RUSHING

An EMU player rushed 30+ yards from scrimmage
An EMU player rushed 40+ yards from scrimmage
An EMU player rushed 50+ yards from scrimmage
An EMU player rushed 60+ yards from scrimmage
An EMU player rushed 70+ yards from scrimmage
An EMU player rushed 80+ yards from scrimmage
An EMU player rushed for 100+ yards in a game
An EMU player rushed for 200+ yards in a game
An EMU player carried 30+ times in a game
An EMU player carried 40 times in a game
An EMU player carried 43 times in a game
An EMU player carried three TDs rushing
An EMU player scored four TDs rushing
Two EMU players rushed for 100+ yards in a game

PASSING

An EMU player completed 30+ passes in a game
An EMU player completed more than 40+ passes in a game
An EMU player threw three TD passes
An EMU player threw four TD passes
An EMU player threw five TD passes
An EMU player passed for 300+ yards in a game
An EMU player passed for 400+ yards in a game
An EMU player passed for 500+ yards in a game
An EMU player completed more than 75% of his passes
A EMU non-quarterback threw a touchdown pass

RECEIVING

An EMU player had 10+ receptions in a game
An EMU receiver had 100+ yards in a game
An EMU receiver had 200+ yards in a game
An EMU receiver caught three TDs in a game
An EMU receiver caught four TDs in a game
Two EMU players 100+ receiving yards in a game
Nine-or-more different receivers caught a pass
12-or-more different receivers caught a pass

MISCELLANEOUS

An EMU player registered a 60-yard punt
An EMU player registered a 70-yard punt
An EMU player registered a 80-yard punt
An EMU player registered a 90-yard punt
An EMU player kicked a 50+ yard field goal
EMU recovered an on-side kick
An opponent recovered an on-side kick
EMU registered a safety
An EMU player had multiple interceptions in a game
An EMU player had four interceptions in a game
An EMU player returned a punt for a touchdown
An EMU player returned a kickoff for a touchdown
An EMU player returned the game opening kickoff for a touchdown
An opponent returned the game opening kickoff for a touchdown
An EMU player returned a fumble for a touchdown
An EMU player returned an interception for a touchdown
An EMU player blocked a punt
An EMU player blocked a punt and returned it for a touchdown
An EMU player blocked a field goal
EMU registered two blocked field goals in the same game
An EMU player blocked a PAT and returned it for a score
An EMU player record a run, pass completion and catch in the same game
EMU blocked punt, blocked a field goal and returned a punt for a TD in same game
EMU recorded a successful fake punt
EMU won on the final play of the game
EMU won a game with a game-ending field goal
EMU lost on the final play of the game
EMU lost a game on a game-ending field goal
EMU recorded a shutout
Fastest EMU score to open a game
EMU was the victim of a shutout
EMU won a road non-conference game
EMU received votes in the Amway Coaches Poll
EMU received votes in the Associated Press Coaches Poll
Won three-or-more consecutive games
Won five-or-more consecutive conference games

Darius Boone Jr., 34 yds. at Kent State (11-4-20)
Mike Glass III, 44 yds. at Akron (11-12-19)
Willie Parker, 50 yds. vs. Toledo (10-13-18)
Ian Eriksen, 71 yds. at Miami (11-15-17)
Ian Eriksen, 71 yds. at Miami (11-15-17)
Larry Ratcliff, 88, vs. Wisc.-Mil. (10-23-71)
Shaq Vann, 101 yds. at Northern Illinois (11-19-19)
Reginald Bell, 202 yds. vs. Buffalo (10-11-14)
Ian Eriksen, 30 attempts vs. Northern Illinois (11-16-16)
Anthony Sherrell, 40 attempts, at North. Ill. (11-22-03)
Anthony Sherrell, 43 attempts, vs. Ball St. (11-15-03)
Shaq Vann, 4TDs at Akron (11-12-19)
Shaq Vann, 4TDs at Akron (11-12-19)
Reggie Bell, 133, Ryan Brumfield, 112, vs. North. Ill. (10-25-14)

Preston Hutchinson, 31 completions, vs. Western Michigan (10-19-19)
Andy Schmitt, 58 completions, vs. CMU (11-28-08)
Mike Glass III, 3 TDs, vs. Kent State (11-29-19)
Mike Glass III, 4 TDs, vs. Central Connecticut (9-21-19)
Tyler Benz, 5 TDs, vs. Army (10-20-12)
Mike Glass, 311 yds, vs. Pittsburgh (12-26-19)
Brogan Roback, 468 yds., at Ball State (11-8-16)
Andy Schmitt, 516 yds., vs. Central Michigan (11-28-08)
Mike Glass III, 83.3% (20-of-24) at Northern Illinois (11-19-19)
Isaac Holder, 34 yds. vs. Monmouth (8-31-18)

Antoine Porter, 10 receptions, vs. Western Michigan (10-21-17)
Hassan Beydoun, 112, at Kent State (11-4-20)
Kevin Walter, 225 yards, vs. Akron (10-5-02)
Eric Deslauriers, 4 TDs, vs. Central Mich. (11-6-04)
Eric Deslauriers, 4 TDs, vs. Central Mich. (11-6-04)
Arthur Jackson, 129, Line Latu, 108, vs. Kent State (11-29-19)
9, vs. Western Michigan (10-19-19)
12, at Northern Illinois (10-26-17)

Jake Julien, 66 yds., at Akron (11-12-19)
Jake Julien, 71 yds., vs. Army West Point (10-27-18)
Charles Nemeth, 90 yds., vs. Alma (11-4-43)
Charles Nemeth, 90 yds., vs. Alma (11-4-43)
Chad Ryland, 52 yds., vs. Western Michigan (10-19-19)
Brendan Renius at Wyoming (9-12-15), 1st Quarter
at Coastal Carolina (8-31-19), 4th Quarter
bad snap in end zone vs. Mississippi Valley (9-2-16)
Brody Hoying, 2 Ints., at Northern Illinois (11-19-19)
Richard Palmer, 4 Ints., vs. Western Michigan (10-19-91)
Demarius Reed, 83 yards at Kent State (11-19-11)
Tyler Allen, 90 yards vs. Ohio (10-19-13)
Tyler Allen, 90 yards vs. Ohio (10-19-13)
Darius Phillips, 93 yards at WMU (11-15-14)
Maxx Crosby, 14 yards at Central Michigan (11-10-17)
Maxx Crosby, 2 yards vs. Akron (11-10-18)
Mathew Sexton, vs. Central Connecticut (9-21-19)
Mathew Sexton, vs. Central Connecticut (9-21-19)
Jeremiah Harris vs. Northern Illinois (11-16-16)
Willie Crear & Mike Steals vs. North. Ill. (10-25-14)
Ryan Downard, 97 yards, at Michigan (10-6-07)
Alex Gillett vs. Northern Illinois (11-23-12)
at Kent State (11-19-11)
Kyle Rachwal, 27 yard rush vs. Western Michigan (10-21-17)
at Illinois (9-14-19) - 24-yard field goal by Chad Ryland
at Illinois (9-14-19) - 24-yard field goal by Chad Ryland
at Toledo (10-26-19) - 15-yard touchdown in overtime
vs. Georgia Southern (12-15-18) - 40-yard field goal
vs. Indiana State, 52-0 (8-28-08)
15 seconds at Kentucky (9-30-17) touchdown pass following a fumble
at Florida (9-6-14), UF 65, EMU 0
at Illinois (9-14-19), EMU 34, ILL 31
Oct. 2, 2016 - 1 vote
1987 Final Poll - 18 votes
3 - 2018, Central Michigan (Nov. 3) to Kent State (Nov. 23)
5 - 2018, Toledo (Oct. 13) to Kent State (Nov. 23)

EMU In Overtime

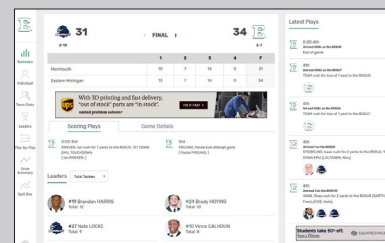
All-time Record in Overtime	5-11
All-time Record in Double Overtime	1-0
All-time Record in Triple Overtime	0-2
All-time Record in Quadruple Overtime	1-0

Date	Opponent	OT	Result
10-10-98	CENTRAL MICH.	OT	L, 23-36
10-09-98	WESTERN MICH.	OT	L, 37-40
11-24-01	at Akron	3OT	L, 62-65
09-28-02	SOUTHERN ILL.	2OT	W, 48-45
11-06-04	CENTRAL MICH.	4OT	W, 61-58
09-24-05	at Central Mich.	OT	W, 23-20
09-23-06	CENTRAL MICH.	OT	L, 17-24
10-16-10	at Ball State	OT	W, 41-38
11-09-13	WESTERN MICH.*	OT	W, 35-32
11-16-16	NORTHERN ILL.	OT	L, 24-31
09-23-17	OHIO*	2OT	L, 20-27
10-21-17	WESTERN MICH.	OT	L, 17-20
10-26-17	at Northern Ill.	OT	L, 27-30
09-22-18	at San Diego St.	OT	L, 20-23
09-29-18	NORTHERN ILL.	3OT	L, 23-26
10-26-19	at Toledo	OT	L, 34-37

EMU Versus Ranked Teams

Date	Rank	Opponent	Result
09-19-92	10	at Penn State	L, 7-52
09-10-94	10	at Wisconsin	L, 0-56
09-11-04	10	at Florida	L, 10-49
09-17-05	14	at Michigan	L, 0-55
10-25-08	20/22	at Ball State	L, 16-38
09-25-10	2/2	at Ohio State	L, 20-73
09-22-12	21/20	at Michigan State	L, 7-23
11-23-12	24/23	NORTHERN ILL.	L, 7-49
10-26-13	23/22/18	at Northern Ill.	L, 20-59
09-20-14	11/11	at Michigan State	L, 14-73
10-03-15	9/8	at LSU	L, 22-44
10-17-15	22/25	at Toledo	L, 20-63
10-22-16	20/20	at Western Mich.	L, 31-45

First poll ranking is the Associated Press and the second number is the Amway Coaches' Poll and the third is the BCS poll



Can't make it to the game?

Now you can follow the action for nearly all games via Live Stats powered by SIDEARM available only on the EMU Athletic Web site, EMUEagles.com

SHORT ROAD TRIPS - ACCORDING TO GOOGLE MAPS

Below is a list of the closest rivalries in the NCAA FBS subdivision (formerly I-A). Only schools with a regular history of playing made the list.

CAMPUS-TO-CAMPUS

Rice - Houston	6.1 miles
Eastern Michigan - Michigan	7.5 miles
Washington State - Idaho	8.7 miles
North Carolina - Duke	10.0 miles
North Carolina - North Carolina State	10.1 miles
Akron - Kent State	11.6 miles
Southern California - UCLA	14.1 miles
Duke - North Carolina State	25.3 miles
Bowling Green - Toledo	27.5 miles

STADIUM-TO-STADIUM

Rice Stadium - (Houston) Robertson Stadium	4.9 miles
Rynearson Stadium (EMU) - Michigan Stadium	7.0 miles
(WSU) Martin Stadium - (Idaho) Kibbie Dome	8.5 miles
(UNC) Kenan Stadium - (Duke) Wallace Wade Stadium	10.6 miles
(Akron) Infocision Stadium - (Kent) Dix Stadium	14.0 miles
(Southern Cal) Memorial Coliseum - (UCLA) Rose Bowl	15.0 miles
(UNC) Kenan Stadium - (NC St.) Carter-Finley Stadium	20.0 miles
(Duke) Wallace Wade Stadium - (NC State) Carter-Finley Stadium	23.4 miles
(BGSU) Doyt Perry Stadium - (Toledo) Glass Bowl	26.1 miles





FIELD POSITION

Eastern Michigan				
Opponent	No. of Drives	Avg. Start	Inside 20	Past 50
at Kent State*	10	E35	0	1
at Ball State*				
TOLEDO*				
CENTRAL MICHIGAN*				
at Western Michigan*				
NORTHERN ILLINOIS*				
TOTALS	10	E35	0	1

*- does not include overtime drives

Opponents				
Opponent	No. of Drives	Avg. Start	Inside 20	Past 50
at Kent State*	11	K27	2	1
at Ball State*				
TOLEDO*				
CENTRAL MICHIGAN*				
at Western Michigan*				
NORTHERN ILLINOIS*				
TOTALS	11	K27	2	1

*- does not include overtime drives

DRIVE STATISTICS

Eastern Michigan							
3 &							
Opponent	No.	Out	Pct.	Score	Pct.	TD	Pct.
at Kent State*	10	1	10.0	4	40.0	3	30.0
at Ball State*							
TOLEDO*							
CENTRAL MICHIGAN*							
at Western Michigan*							
NORTHERN ILLINOIS*							
TOTALS							

Opponents							
3 &							
Opponent	No.	Out	Pct.	Score	Pct.	TD	Pct.
at Kent State*	11	2	18.1	4	36.4	4	36.4
at Ball State*							
TOLEDO*							
CENTRAL MICHIGAN*							
at Western Michigan*							
NORTHERN ILLINOIS*							
TOTALS							

DRIVE SUPERLATIVES

Longest Drive		Eastern Michigan	Opponents
No. of Plays		10 - twice (most recent at KSU; Nov. 4)	11 - twice (most recent at KSU; Nov. 4)
By No. of Yards		74 - at Kent State; Nov. 4	79 - at Kent State; Nov. 4
By Time of Possession		5:06 - at Kent State; Nov. 4	5:13 - at Kent State; Nov. 4
Shortest Drive		Eastern Michigan	Opponents
By No. of Plays		4 - twice (most recent at KSU; Nov. 4)	4 - twice (most recent at KSU; Nov. 4)
By No. of Yards		6 - at Kent State; Nov. 4	3 - at Kent State; Nov. 4
By Time of Possession		0:47 - at Kent State; Nov. 4	1:14 - at Kent State; Nov. 4





PRESTON HUTCHINSON

QUARTERBACK
#10
**SR.-JR. • 6-2 • 203 LBS.
MASON, OHIO-MASON**

@PRESTONHUTCH15

EMU: 2019: Saw action in eight games with one start as quarterback against Western Michigan (Oct. 19)...Completed 43-of-57 passes for 462 yards and three touchdowns...Heroics will go down in EMU football lore...Filled in for the MAC's leading passer against WMU (Oct 19) for his first career start...Completed 31-of-36 passes for 357 yards and three touchdowns, including the game-winning 34-yard scoring strike to Mathew Sexton with 36 seconds left...Began the game-winning drive on EMU's 26-yard line with 1:51 left in the fourth quarter, marched the Eagles down the field, completing all four of his passes for 70 yards...The perfect game-winning drive was part of a fourth quarter that saw him complete 11-of-12 passes for 140 yards and a pair of long touchdown passes that took advantage of single coverage on the outside...Also made plays with his legs, finishing with 10 carries for 29 sack-adjusted yards, including a six-yard touchdown run early in the third quarter that gave EMU its first lead of the game at 17-14...Collected MAC Offensive Player of the Week honors...Totalled 90 passing yards on nine completions versus Buffalo (Nov. 2)...**2018:** Saw action in one game for the Eagles (at Ball State, Oct. 20)...Complete one pass for one yard against the Cardinals while rushing for a yard as well...**2017:** Winner of the Offensive Scout Team Player of the Year award at the postseason banquet...Sat out the 2017 season as a redshirt...**HIGH SCHOOL:** Attended Mason High School and played under Head Coach Brian Castner as a Comet...Ranked as a two-star recruit by 247Sports...Named to the Greater Miami All-Conference team three times...Also lettered in basketball...**PERSONAL:** Full name: Preston Jayson Hutchinson...Son of Jayson and Jami Hutchinson...Has three brothers, Christian, Luke, and Jax...Marketing major.

Rushing Touchdowns

Date	Opponent	Yards	Time
10-19-19	WESTERN MICHIGAN	6	3rd-11:35
11-2-19	BUFFALO	1	4th-1:30
11-4-20	at Kent State	0	3rd-2:57

Passing Touchdowns

Date	Opponent	Receiver	Yards	Time
10-19-19	WESTERN MICHIGAN	Dylan Drummond	1	2nd-00:15
		Quian Williams	29	4th-6:26
		Mathew Sexton	34	4th-00:36
11-4-20	at Kent State	Thomas Odukoya	5	1st-00:30
		Thomas Odukoya	3	4th-11:55

Preston Hutchinson' Career Game-Winning Drives

Game-winning drives led by quarterback. Must be an offensive scoring drive in the 4th quarter or overtime that puts the winning team ahead for the last time.

Date	Opponent	Situation	Time
10-19-19	WESTERN MICH.	6 plays, 74 yards - Trailing 27-26	4th - 1:56


Preston Hutchinson' Game-by-Game Offensive Statistics

2018 Season	Gp-Gs	TC	Gain	Loss	Net	Avg	Td	Lg	Comp	Att	Int	Yds	Td	Lg	Pct	Plays	Yards
at Ball State* (10-20)	1-0	1	1	0	1	1.0	0	1	0	0	0	0	0	0	0	1	1
TOTALS	1-0	1	1	0	1	1.0	0	1	0	0	0	0	0	0	0	1	1
2019 Season	Gp-Gs	TC	Gain	Loss	Net	Avg	Td	Lg	Comp	Att	Int	Yds	Td	Lg	Pct	Plays	Yards
at Coastal Carolina (8-31)	DNP																
at Kentucky (9-7)	1-0	1	0	0	0	0.0	0	0	0	0	0	0	0	0	0	1	0
at Illinois (9-14)	DNP																
CENTRAL CONN. (9-21)	1-0	1	0	1	-1	0	0	0	0	0	0	0	0	0	0	1	-1
at CMU* (10-5)	1-0	3	3	14	-11	0	0	0	3	5	0	15	0	12	60.0	8	4
BALL STATE* (10-12)	DNP																
WESTERN MICH.* (10-19)	1-1	13	35	26	9	0.7	1	6	31	36	0	357	3	37	81.1	49	366
at Toledo* (10-26)	DNP																
BUFFALO* (11-2)	1-0	6	3	14	-11	-1.8	1	2	9	15	1	90	0	38	60.0	21	79
at Akron* (11-12)	1-0	0	0	0	0	0	0	0	0	0	0	0	0	0	0	0	0
at NIU* (11-19)	1-0	0	0	0	0	0	0	0	0	0	0	0	0	0	0	0	0
KENT STATE* (11-29)	DNP																
vs. Pittsburgh (12-26)	1-0	0	0	0	0	0	0	0	0	1	0	0	0	0	0	1	0
TOTALS	8-1	24	41	55	-14	-0.6	2	6	43	57	0	462	3	38	76.8	81	448
2019 Season	Gp-Gs	TC	Gain	Loss	Net	Avg	Td	Lg	Comp	Att	Int	Yds	Td	Lg	Pct	Plays	Yards
at Kent State* (11-4)	1-1	11	11	27	-16	-1.5	1	5	21	35	2	241	2	24	60.0	46	225
at Ball State* (11-11)																	
TOLEDO* (11-18)																	
CENTRAL MICHIGAN* (11-27)																	
at Western Michigan* (12-5)																	
NORTHERN ILLINOIS* (12-12)																	
TOTALS	1-1	11	11	27	-16	-1.5	1	5	21	35	2	241	2	24	60.0	46	225





JAKE JULIEN

PUNTER

#31

JR.-JR. • 6-2 • 217 LBS.

BARRIE, ONTARIO, CANADA-NORTH COLLEGIATE
LETTERS WON: 3 (2017, 2018, 2019)

🐦 @JAKEJULIEN

EMU: Ranks first in the EMU record books with a 43.8 season punting average...Only punter in Eastern Michigan history to record two 70+ yard punts in his career...**2020:** Recognized as a nominee for the Ray Guy Award...**2019:** Earned Second Team All-MAC from Phil Steele's College Football Preview and fourth team preseason honors from Athlon Sports...Appeared in all 13 games for the Eagles...Totaled 13 50+ punts and 19 inside the 20-yard line...Tallied eight punts with a long of 44 yards, including two inside the 20 at Illinois (Sept. 14)...Belted two punts for an average of 50 yards, including a long of 53-yards against Western Michigan (Oct. 19)...Collected MAC West Special Teams Player of the Week after his performance versus the Broncos...Booted two punts over 50 yards against Buffalo (Nov. 2), Northern Illinois (Nov. 19), and Kent State (Nov. 29)...Notched five punts with three over 50 yards and four inside the 20 against Pittsburgh at the Quick Lane Bowl (Dec. 26)...**2018:** Selected Second Team All-MAC...Named MAC West Special Teams Player of the Week five times in 2018 (Sept. 17, Oct. 1, Oct. 8, Oct. 22, Nov. 26)... Is the first Eagle to be honored with a MAC weekly award five times in a season in program history...Recognized for his efforts as a nominee for the 2018 Ray Guy Award...Served as EMU's punter in all 13 games...Punted 71 times for a total of 3,078 yards on the season...Booted 13 punts 50+ yards...24 punts pinned opponents inside the 20-yard line...Led Eastern's special teams efforts against Buffalo (Sept. 15). with five punts for a 49.0 average per boot, including a 68-yard boom that pinned Buffalo at its own eight-yard line...Called upon nine times in EMU's triple-overtime setback against Northern Illinois (Sept. 29), racking up 394 yards via punt, the 17th-most in program history...Registered five punts at Western Michigan (Oct. 6) tallying 242 yards, with four of his kicks pinning the Broncos inside their 20-yard-line...Longest punt of the day went a career-best 73 yards, the best punt for an Eagle since Nick Avondet booted for 74 yards against NIU in 1998.. Battling windy conditions at Ball State (Oct. 20), he averaged 41.4 yards per kick and twice pinned the Cardinals inside their 20-yard line...**2017:** Appeared as a punter in nine games...Punted 33 times for a total of 1,407 yards...Averaged over 42 yards per punt...Had a season-long 63 yard punt against Central Michigan (Nov. 8) during a game in which he averaged 51 yards over four punts...Had nine punts of longer than 50 yards...Eight punts went inside the EMU 20-yard line...**HIGH SCHOOL:** Two-time letterwinner at Barrie North Collegiate in Barrie, Ontario... Played under Mr. Hamilton as a kicker and punter...Won the GBSSA Conference championships and was awarded senior offensive MVP... Started playing football in Grade 11 after starting in soccer...Attended the Kohl's Kicking Camp and given a five-star punting rating by the camp and ranked 18th among potential incoming college punters...Also earned MVP for high school soccer and rugby...**PERSONAL:** Full Name: Jacob Christopher Julien...Son of Rob and Jessica Julien...Has one sister, Laurel...Sports management major.

Jake Julien's Game-by-Game Punting Statistics

2017 Season	Gp-Gs	No.	Yds	Avg.	Long	TB	FC	I20	50+	Blk.
CHARLOTTE (9-1)	DNP									
at Rutgers (9-9)	DNP									
OHIO (9-23)	1-0	3	116	38.7	45	0	0	2	0	0
at Kentucky (9-30)	1-0	6	240	40.0	52	1	0	1	1	0
at Toledo (10-7)	1-0	3	108	36.0	46	0	0	0	0	0
at Army West Point (10-14)	DNP									
WESTERN MICHIGAN (10-21)	1-0	2	95	47.5	50	0	0	1	1	0
at Northern Illinois (10-26)	1-0	7	321	45.9	56	1	0	2	3	1
BALL STATE (11-2)	1-0	2	87	43.5	49	0	0	1	0	0
at Central Michigan (11-8)	1-0	4	204	51.0	63	0	0	0	3	0
at Miami (OH) (11-15)	1-0	1	56	56.0	56	0	0	1	1	0
BOWLING GREEN (11-21)	1-0	5	180	36.0	46	0	1	0	0	0
TOTALS	9-0	33	1407	42.6	63	2	1	8	9	1

2018 Season	Gp-Gs	No.	Yds	Avg.	Long	TB	FC	I20	50+	Blk.
MONMOUTH (8-31)	1-0	3	146	48.7	58	0	0	1	1	0
at Purdue (9-8)	1-0	7	303	43.3	55	1	1	5	1	0
at Buffalo* (9-15)	1-0	5	245	49.0	68	1	0	2	2	0
at San Diego State (9-22)	1-0	3	116	38.7	46	0	0	1	0	0
NORTHERN ILLINOIS* (9-29)	1-0	9	394	43.8	55	0	3	1	1	0
at Western Michigan (10-6)	1-0	5	242	48.4	73	0	2	4	1	0
TOLEDO* (10-13)	1-0	5	207	41.4	48	1	1	1	0	0
at Ball State* (10-20)	1-0	5	207	41.4	57	1	0	2	2	0
ARMY WEST POINT (10-27)	1-0	4	201	50.2	71	1	0	0	1	0
CENTRAL MICHIGAN* (11-3)	1-0	6	248	41.3	47	0	2	0	0	0
AKRON* (11-10)	1-0	6	271	45.2	56	1	0	2	2	0
at Kent State* (11-23)	1-0	8	299	37.4	53	0	0	3	1	0
vs. Georgia Southern	1-0	5	199	39.8	54	1	2	2	1	0
TOTALS	13-0	71	3078	43.4	73	7	15	24	13	0

2019 Season	Gp-Gs	No.	Yds	Avg.	Long	TB	FC	I20	50+	Blk.
at Coastal Carolina (8-31)	1-0	3	145	48.3	59	0	1	0	1	0
at Kentucky (9-7)	1-0	4	174	43.5	49	0	0	2	0	0
at Illinois (9-14)	1-0	8	295	36.9	44	1	5	2	0	0
CENTRAL CONN. (9-21)	1-0	4	144	36.0	47	1	1	2	0	0
at CMU* (10-5)	1-0	4	153	38.2	48	0	1	1	0	0
BALL STATE* (10-12)	1-0	4	188	47.0	62	0	2	1	1	0
WESTERN MICH.* (10-19)	1-0	2	100	50.0	53	0	0	1	1	0
at Toledo* (10-26)	1-0	4	165	41.2	45	0	0	1	0	0
BUFFALO* (11-2)	1-0	4	189	47.2	64	0	0	1	2	0
at Akron* (11-12)	1-0	2	103	51.5	66	0	0	1	1	0
at NIU* (11-19)	1-0	2	106	53.0	55	2	0	0	2	0
KENT STATE* (11-29)	1-0	4	182	45.5	52	0	1	3	2	0
TOTALS	12-0	45	1944	43.2	66	4	11	15	10	0

2020 Season	Gp-Gs	No.	Yds	Avg.	Long	TB	FC	I20	50+	Blk.
at Kent State* (11-4)	1-0	2	86	43.0	48	0	0	2	0	0
at Ball State* (11-11)										
TOLEDO* (11-18)										
CENTRAL MICHIGAN* (11-27)										
at Western Michigan* (12-5)										
NORTHERN ILLINOIS* (12-12)										
TOTALS	1-0	2	86	43.0	48	0	0	2	0	0

Jake Julien's Career Punting Statistics

Season	Gp-Gs	No.	Yds.	Avg.	Long	TB	FC	I20	50+	Blk.
2017	9-0	33	1407	42.6	63	2	1	8	9	1
2018	13-0	71	3078	43.4	73	7	15	24	13	0
2019	12-0	45	1944	43.2	66	4	11	15	10	0
2020	1-0	2	86	43.0	48	0	0	2	0	0
TOTALS	35-0	154	6515	42.3	73	13	27	49	32	1





TURAN RUSH

DEFENSIVE LINE

#99

SR.-SR. • 6-2 • 249 LBS.

CHARLESTON WEST SIDE, W.VA.-CAPITAL-ANTELOPE VALLEY
LETTERS WON: 2 (2018, 2019)

@304TURANRUSH

EMU: 2020: Team captain...**2019:** Started 12 contests with the third-most tackles-for-loss on the team with 6.0...Had a two-sack day against Ball State (Oct. 12)...Finished with six tackles against Toledo (Oct. 26)...Had four stops against Kentucky (Sept. 7) and Western Michigan (Oct. 19)...**2018:** Appeared in all 13 games for the Green and White, marking one start on defensive line...Finished with 22 tackles, 3.5 tackles-for-loss, three sacks, and one forced fumble...Recorded a career high four tackles against Monmouth (Aug. 31)...**ANTELOPE VALLEY:** Played in 10 games in 2017, recording 36 tackles (12 solo, 24 assist) to go along with 5.5 sacks for a loss of 32 yards...Registered 10 tackles-for-loss as well as three pass breakups and an interception...Selected Second Team All-American Pacific Conference...Posted nine stops against San Diego Mesa while notching 4.5 TFLs for a loss of 25 yards against LA Valley...**HIGH SCHOOL:** Attended Capital High School and played under Head Coach Jon Carpenter as a Cougar...As a senior, earned first team all-state honors by the West Virginia Sports Writers Association...Recorded 83 tackles, 13 tackles-for-loss, and 11 sacks in 2016...Played in the North-South Football Classic...**PERSONAL:** Full name: Turan De'Angelo Rush...Son of Turan Rush and Africa Scott...Has a brother, Turay, and three sisters, Ajee, Tyann, and Tariyah...Special education major.

Turan Rush's Game-by-Game Defensive Statistics

2018 Season	Gp-Gs	S	A	Loss	Sacks	Int	Ff	Fr	PB	Total Tack
MONMOUTH (Aug. 31)	1-0	3	1	1.0-5	1.0-5	0	1	0	1	4
at Purdue (Sept. 8)	1-0	1	0	1	0	0	0	0	0	1
at Buffalo (Sept. 15)	1-0	2	1	0	0	0	0	0	0	3
at San Diego St. (Sept. 22)	1-0	1	0	1.0-8	1.0-8	0	0	0	0	1
NORTHERN ILL. (Sept. 29)	1-1	0	2	0	0	0	0	0	0	2
at Western Mich. (Oct. 6)	1-0	1	0	0	0	0	0	0	0	1
TOLEDO (Oct. 13)	1-0	1	1	1.5-10	1.0-9	0	0	0	0	2
at Ball State (Oct. 20)	1-0	2	1	0	0	0	0	0	0	3
ARMY (Oct. 27)	1-0	0	0	0	0	0	0	0	0	0
CENTRAL MICH. (Nov. 3)	1-0	0	1	0	0	0	0	0	1	1
AKRON (Nov. 10)	1-0	0	0	0	0	0	0	0	0	0
at Kent State (Nov. 23)	1-0	3	0	0	0	0	0	0	0	3
vs. Ga. Southern (Dec. 15)	1-0	0	1	0	0	0	0	0	0	1
TOTALS	13-1	14	8	3.5-23	3.0-22	0	1	0	2	22

2019 Season	Gp-Gs	S	A	Loss	Sacks	Int	Ff	Fr	PB	Total Tack
at Coastal Carolina (8-31)	1-1	2	1	1.0-3	1.0-3	0	0	0	0	3
at Kentucky (9-7)	1-1	4	0	0	0	0	0	1	0	4
at Illinois (9-14)	1-1	2	0	1.0-9	1.0-9	0	0	0	0	2
CENTRAL CONN. (9-21)	1-1	2	0	1.0-7	1.0-7	0	0	0	0	2
at CMU* (10-5)	1-1	2	1	0	0	0	0	0	0	3
BALL STATE* (10-12)	1-1	3	1	2.0-7	2.0-7	0	1	0	0	4
WESTERN MICH.* (10-19)	1-0	0	4	0	0	0	0	0	1	4
at Toledo* (10-26)	1-1	2	4	0	0	0	0	0	0	6
BUFFALO* (11-2)	1-1	2	2	0	0	0	0	0	0	4
at Akron* (11-12)	1-1	0	1	0	0	0	0	0	0	1
at NIU* (11-19)	1-1	3	0	0	0	0	0	0	0	3
KENT STATE* (11-29)	1-1	3	0	0	1.0-1	0	0	0	0	3
vs. Pittsburgh (Dec. 26)	1-0	0	0	0	0	0	0	0	0	0
TOTALS	13-12	25	14	5.0-26	6.0-27	0	1	1	1	39

2019 Season	Gp-Gs	S	A	Loss	Sacks	Int	Ff	Fr	PB	Total Tack
at Kent State* (11-4)	1-1	1	2	2.0-5	1.0-5	0	0	0	0	3
at Ball State* (11-11)										
TOLEDO* (11-18)										
CENTRAL MICHIGAN* (11-27)										
at Western Michigan* (12-5)										
NORTHERN ILLINOIS* (12-12)										



CHAD RYLAND

KICKER

#38

JR.-JR. • 6-0 • 175 LBS.

LEBANON, PA.-CEDAR CREST
LETTERS WON: 2 (2018, 2019)

@C_RYLAND9

EMU: Tied for fifth all-time in PATs made and attempted at EMU...Has connected on 26 field goals, which ranks seventh in program history...**2019:** His 38 PATs made is tied for fifth in a single-season at EMU...Earned Academic All-MAC honors...Named the MAC Special Teams Player of the Week Honors on Sept. 16...Drilled a 24-yard, game-winning field goal to down Illinois (Sept. 14)...Connected on a career-best 52-yard field goal at Illinois...The kick is tied for the second-best in school history, and is the longest made EMU field goal since the 2015 season...Notched three made field goals against Pittsburgh in the Quick Lane Bowl (Dec. 26), which is tied for eighth for a single-game mark...**2018:** Appeared in all 13 games as the Eagles' primary field goal and PAT kicker...Knocked in all attempted PATs, tallying 41 makes...Made 12-of-20 field goal attempts on the year...Knocked in the game-winning, walk-off field goal in EMU's 20-19 defeat of Purdue, only the second "Power 5" victory in school history...Named MAC Player of the Week Sept. 10...Registered a career-long kick of 51 yards at San Diego State (Sept. 22)...Converted a season-high three field goals against Northern Illinois (Sept. 29)...**HIGH SCHOOL:** Attended Cedar Crest High School and played under Head Coach Rob Wildasin as a Falcon...Ranked as a five-star kicker and 24th in the nation for the class of 2018 by Kohl's kicking...Was a two-time all-county and all-league kicker...Averaged 61.9 yards per kickoff and went 4-for-7 on field goal tries as a senior...Was a four-year varsity starter in soccer...Was a three-year varsity starter in baseball...**PERSONAL:** Full name: Chad Michael Ryland...Son of Todd and Debra Ryland...Supply chain management major.


Chad Ryland's Game-by-Game Kicking Statistics

2018 Season	Gp-Gs	Md-Att	Lg	PAT Kick
MONMOUTH (8-31)	1-0	1-1	33	6-6
at Purdue (9-8)	1-0	2-2	27	2-2
at Buffalo* (9-15)	1-0	0-0	0	4-4
at San Diego State (9-22)	1-0	2-2	51	2-2
NORTHERN ILLINOIS* (9-29)	1-0	3-5	42	2-2
at Western Michigan (10-6)	1-0	1-2	39	3-3
TOLEDO* (10-13)	1-0	0-1	0	4-4
at Ball State* (10-20)	1-0	0-1	0	6-6
ARMY WEST POINT (10-27)	1-0	0-0	0	0-0
CENTRAL MICHIGAN* (11-3)	1-0	1-2	26	2-2
AKRON (Nov. 10)	1-0	2-3	41	3-3
at Kent State* (11-23)	1-0	0-1	0	4-4
vs. Georgia Southern (12-15)	1-0	0-0	0	2-2
TOTALS	13-0	12-20	51	41-41

2019 Season	Gp-Gs	Md-Att	Lg	PAT Kick
at Coastal Carolina (8-31)	1-0	1-1	26	3-3
at Kentucky (9-7)	1-0	1-1	24	2-2
at Illinois (9-14)	1-0	2-2	52	2-3
CENTRAL CONN. (9-21)	1-0	0-1	0	2-2
at CMU* (10-5)	1-0	1-1	42	1-1
BALL STATE* (10-12)	1-0	1-1	52	2-3
WESTERN MICH.* (10-19)	1-0	2-4	31	2-2
at Toledo* (10-26)	1-0	2-3	29	2-2
BUFFALO* (11-2)	1-0	0-0	0	2-2
at Akron* (11-12)	1-0	0-0	0	6-6
at NIU* (11-19)	1-0	1-1	27	6-6
KENT STATE* (11-29)	1-0	0-1	0	2-3
vs. Pittsburgh (Dec. 26)	1-0	3-3	48	3-3
TOTALS	13-0	14-19	52	35-38

<u>Field Goals</u>	<u>PAT</u>			
<u>2019 Season</u>	<u>Gp-Gs</u>	<u>Md-Att</u>	<u>Lg</u>	<u>Kick</u>
at Kent State* (11-4)	1-0	1-2	34	0-1
at Ball State* (11-11)				
TOLEDO* (11-18)				
CENTRAL MICHIGAN* (11-27)				
at Western Michigan* (12-5)				
NORTHERN ILLINOIS* (12-12)				
TOTALS	1-0	1-2	34	0-1





More than 300 alumni, donors, and guests joined staff from the Eastern Michigan University Department of Athletics and campus administration to usher in a new era in EMU athletics with the grand opening of the Student-Athlete Performance Center, Aug. 27, 2019. In use by student-athletes since mid-July, the event welcomed members of the public to the new facility for the first time.

The first major construction project on the athletics campus since the opening of the Convocation Center in 1998, the Student Athlete Performance Center is the first phase of the athletic department's plan to build a safe and highly-effective atmosphere for its student-athletes through the continual revitalization of its facilities and athletic campus.

Breaking ground in the fall of 2018, the new sports medicine and training facilities provides a 63,000 square foot structure that houses the sports medicine, performance and equipment operations areas. Additionally, the facility has locker rooms, coaches' offices, and meeting spaces for the football team, while also including a new video board inside Rynearson Stadium. Designed to enhance the student-athlete and fan experience at Eastern Michigan, the two story building offers a wide variety of operational spaces and amenities which allow for that goal to be met.

When entering the building, students and guests first walk along a beautiful 18-foot by 16-foot Block E brick hardscape in which donors shared their EMU stories and support of the project. Through the main entrance is the Clouse Family Atrium, a 1,288 square foot welcome room that displays the championship success of Eastern Michigan athletics throughout its history. The atrium also features a floor-to-ceiling glass panel entrance to Rynearson Stadium, and a 12 foot tall replica of the Mid-American Conference championship trophy. The trophy, which boasts a large "150," across the front, showcases EMU's athletics success in the MAC, including its conference-best 150 team championships.

The east side of the main-floor houses a new equipment room, which includes offices, a full-service laundry facility, and extensive storage spaces for athletic apparel and uniforms, as well as a state of the art strength and conditioning center. Dubbed "T.J.'s Garage," in honor of EMU great and former NFL Pro-Bowler T.J. Lang, the Thomas J. Lang Strength and Conditioning Center, named after T.J.'s late father, provides 7,000-plus square foot performance center, which includes inlaid weight tracks, cardio training, plyometric training, and a nutrition center. Two roll up garage doors serve as the football team's entrance into "The Factory," at Rynearson Stadium.

Next to the locker room are eight team meeting rooms which house different position groups individually. The area also includes a full-team meeting room equipped with state-of-the-art audio-video equipment, "Block E," branded seating, and a theatre design, which allows the entire team to see and hear clearly.

Down the Michael Hawks Hall on the ground floor is the Phil Incarnati Football Locker Room, a modern space with an industrial flair that includes 115 lockers and access to the Brian Clouse Players Lounge, a space that allows football student-athletes to study, and bond with teammates.

The top-floor portion of the newly constructed building is home to a sports medicine center, hydrotherapy room, recruiting lounge, and entertainment corridor, among other offices.

At nearly 5,000 square feet, the sports medicine center features rehabilitation equipment, medical examination rooms, athletic training offices, and medical storage. The space allows student-athletes across multiple sports the opportunity to be treated by an exceptional staff in first-class facilities. Attached to the sports medicine center is the hydrotherapy room. Containing three in-ground therapy pools, the hydrotherapy room features an underwater treadmill pool, cold plunge pool, and a hot/cold therapy pool.

Overlooking Rynearson Stadium is the recruiting lounge. The 638 square-foot lounge offers a dynamic new entertainment space which is sure to enhance recruiting and alumni experiences for years to come. Along with the lounge comes the entertainment corridor. The corridor will be able to be utilized for entertainment opportunities for invited alumni, friends and fans of Eastern Michigan.

Located on top of the building, the LED display measures 29 feet high by 53 feet wide. The entire scoreboard structure will measure 40 feet high by 60 feet wide to bring more than 2,000 square feet of visual real estate to events held at the stadium. The LED portion of the scoreboard will feature a 15HD pixel layout, the premier technology for outdoor sports used at many professional facilities. A fixed-digit scoreboard is a part of the project to provide standard game information including score, time remaining, down and distance, and more.

EMU STUDENT-ATHLETE PERFORMANCE & SUCCESS CENTER

Cost - \$20 million

Building Time Frame -

Construction Started: July 2018

Grand Opening: August 27, 2019

Building Facts -

16,000 cubic yards of concert
25,000 cubic yards of dirt moved
300 tons of structural steel
58,000 square feet facility

Design/Build Team -

Barton-Malow Company



THE FACTORY

Toughness. Pride. Resilience. Those key words describe the EMU football program under Head Coach **Chris Creighton**. They are also terms befitting the proud residents of southeastern Michigan and their hard-working demeanor.

Inspired by this region of the state and the student-athletes' own backgrounds, the team has challenged itself to be "E Tough," committed to great effort, sacrifice and triumphing in the face of adversity. In this spirit, the team has nicknamed Rynearson Stadium "The Factory," a place where coaches and staff will go to work each day to help "E Tough" student-athletes become scholars, leaders, champions and impact men. "The Factory" will be highlighted by Division I Football's first gray FieldTurf playing surface.

Since taking over reigns of EMU Football in December 2013, Creighton has rallied the program to "close the gap" between its current status and the pursuit of its true potential. He has studied the school, its surroundings, recruiting base and the current student-athletes. The one common thread throughout has been an uncommon 'toughness' that permeates the program.

In this spirit, the program's E Tough mentality represents:

Team first
Obsessed with getting better
Unwavering in adversity
Great effort
Heart

The concept of the "EMU Gray" field was born during one of the squad's notoriously intense winter workouts in 2014. The squad was challenged to an outdoor practice on the snow-covered Rynearson Stadium field rather than the warm confines of their indoor practice facility. True to their E Tough demeanor, the team accepted the challenge. Throughout each drill of the bitter cold practice, Creighton delivered the message that EMU Football has the will to compete against "anyone, anytime and anywhere... even on a parking lot covered with broken glass." Inspired by his team's toughness and commitment that day, Creighton's idea of an "EMU Gray" field was born and soon shared with administrators.

The new look within Rynearson Stadium, and moniker, "The Factory" serves as visual and name recognition for the program's ideals. They are a constant reminder to the student-athletes that being E Tough means coming ready to roll up their sleeves and to never give in or let up.

"Our colors are green and white but our collars are blue," said Creighton. "The Factory is where our coaching staff goes to work and our players develop. It is our home and one that we will protect. When opponents come to The Factory we want to make it known that they are in for a 60-minute fight. Our goal is to make it one of the toughest places to play in the Mid-American Conference."

Southeastern Michigan has long been viewed as one of the most significant manufacturing centers in the country, and the iconic 'Automotive Capital of the World.' Despite battling difficult times in recent years, local communities' toughness and resilience has been on display, as the region is experiencing a dramatic rebirth.

EMU football student-athletes come from these communities and have brought this toughness to the team. Ypsilanti has its own proud history in the automobile and manufacturing industries. The city was the home of Apex Motors, Preston Tucker and his Preston '48, and the last Hudson automobile dealership. The nearby Willow Run manufacturing complex played a critical role in producing B-24 "Liberator" heavy bombers in the early years of World War II. It was also at this location that Rose Will Monroe, the film and poster representation of "Rosie the Riveter," actually worked as a riveter before becoming the manufacturing icon of the era.

BUILDING BLOCKS


When Head Coach Chris Creighton came onboard in 2014 he helped establish some new EMU initiatives.

- **The Wrench** - a 51-pound pipe wrench given to Coach Creighton. It helps serve as a symbol of the team's mission to "close the gap." The tool's vices represent the gap.
- **The Wall** - prior to running onto the field at home games EMU will break through a cinder block wall.
- **Hammers of the Week** - the coaching staff will select hammers of the week for the big hit of the week. The selected players will have their number put on the sledge hammers used to knock down the wall.
- **Eagle Walk** - a pregame prep rally outside the entrance of the stadium. The football team will arrive along with a special performance by the EMU marching band.



"The wrench, the field, the concrete wall, we know people will have comments, but they all have real meaning for us. It all goes back to the idea of investing, and working for something. It is about putting on those steel-toed boots, and going to work."

- Head Coach **Chris Creighton**





Alphabetical Roster

No.	Name
76	Richard Bates Jr.
30	Trey Bess
4	Hassan Beydoun**
46	Steve Bird
23	Blake Bogan**
27	Darius Boone Jr.
96	DeZaun Brooks
56	Charles Brown Jr.
48	Chris Bruglio
53	Matthew Buschman*
44	Luke Cameron
86	Bryson Cannon*
27	David Carter Jr.
95	Mikah Coleman
54	Zack Conti
93	Jordan Crawford
21	Robert Daniel Jr.
18	Jacob Delso
69	Jake Donnellon***
77	Brian Dooley**
75	Dimitri Douglas
80	Dylan Drummond**
78	Jason Eaton
34	Samson Evans
9	Carthell Flowers**
38	Michael Foor
87	Evan Furtney
83	Jere Getzinger Jr.
42	Jack Goodman
59	Daniel Greene
1	Jairus Grissom*
51	Aaron Hamilton
97	Mikey Haney*
88	Zach Hartsfield
5	Korey Hernandez*
39	Adam Heston
26	Tristen Hines
22	Joey Hiser
91	Clay Holford***
68	Alex Howie
12	Jeff Hubbard***
45	Brycen Huddleston
10	Preston Hutchinson
3	Aaron Jackson
52	DJ Jackson
41	Justin Jefferson
71	Marcellus Johnson*
67	Broderick Jordan
29	Jent Joseph
31	Jake Julien***
61	Zachariah Kadri
6	Christopher Kaminski

EASTERN MICHIGAN UNIVERSITY FOOTBALL ROSTER

No.	Name	Pos	Ht	Wt	Class	Hometown-Previous School
1	Jairus Grissom*	WR	6-2	204	Jr.	Detroit, Mich.-River Rouge
2	Thomas Odukoya**	TE	6-6	258	Sr.	Almere, Netherlands-Helen Parkhurst-Garden City C.C.
3	Aaron Jackson	TE	6-2	220	So.	Detroit, Mich.-Cass Technical
3	Timarcus Simpson*	DB	5-11	178	So.	Tampa, Fla.-Sickles
4	Hassan Beydoun**	WR	5-8	173	Jr.	Dearborn, Mich.-Dearborn
5	Korey Hernandez*	DB	5-11	178	Jr.	Decatur, Ga.-Cedar Grove-Arkansas-Iowa Western C.C.
6	Christopher Kaminski	QB	6-3	212	Fr.	South Lyon, Mich.-South Lyon East
6	Alvinoski LaFleur*	DB	6-0	192	Sr.	Lake Charles, La.-LaGrange-Coffeyville C.C.
7	Freddie McGee III***	DB	5-8	170	Sr.	Canton, Mich.-Salem
7	Isaac Stiebeling	WR	6-4	204	Sr.	Fort Wayne, Ind.-Snider
8	T.J. Peavy	DB	5-10	178	Fr.	Fayetteville, Ga.-Sandy Creek-Air Force
9	Carthell Flowers**	DB	6-2	193	Jr.	Syracuse, N.Y.-Nottingham
9	Baron May	QB	6-0	196	Fr.	New Philadelphia, Ohio-New Philadelphia
10	Preston Hutchinson	QB	6-2	203	Jr.	Mason, Ohio-Mason
10	Tariq Speights*	LB	5-10	230	Jr.	Valencia, Calif.-Valencia-College of the Canyons
11	Isaiah Watson	DB	5-10	166	So.	Baltimore, Md.-Calvert Hall
12	Jeff Hubbard***	DB	5-11	188	Sr.	Atlanta, Ga.-Woodward Academy
12	C.J. Parks	WR	5-10	175	Jr.	Santa Ana, Calif.-Mater Dei-Cerritos College
13	Russell Vaden IV*	DB	6-3	212	Jr.	Louisville, Ky.-Moore
14	Corry Thomas Jr.	DB	5-10	162	Fr.	Ecorse, Mich.-Westlake (Ga.)
15	Jerodd Vines*	DB	6-0	177	So.	Detroit, Mich.-Central
16	Kaiden Keefe	WR	6-2	167	Fr.	Highlands Ranch, Colo.-Valor Christian
17	Mark Lee Jr.	DB	6-0	180	Fr.	Columbus, Ohio-Northland
18	Jacob Delso	WR	6-0	172	Fr.	Okmulgee, Okla.-Checotah
19	Myles McNeal	DB	5-10	174	Fr.	Pontiac, Mich.-Grand Blanc
20	Rico Small	WR	6-0	165	Fr.	Willoughby, Ohio-Willoughby South
21	Robert Daniel Jr.	DB	6-0	192	So.	Oak Park, Mich.-Oak Park
22	Joey Hiser	DB	6-0	178	Jr.	Dexter, Mich.-Dexter
22	Karmi Mackey*	RB	6-1	226	So.	Seffner, Fla.-Seffner Christian Academy
23	Blake Bogan**	DB	6-2	200	Jr.	Grand Blanc, Mich.-Grand Blanc
24	Tanner Knue	WR	5-11	171	So.	Mason, Ohio-Mason
24	Thomas Shorack	DB	5-11	167	Jr.	Renton, Wash.-O'Dea-Arizona State
25	Jalen Weathers	DB	5-11	178	Jr.	Chicago, Ill.-Mount Carmel-Trinity
25	Josh McCarty	RB	5-11	198	Fr.	Troy, Mich.-Orchard Lake St. Mary's
26	Tristen Hines	DB	5-11	170	Fr.	Milan, Mich.-Milan
27	Darius Boone Jr.	RB	5-11	205	Fr.	Tulsa, Okla.-Union
27	David Carter Jr.	DB	5-11	175	Fr.	Ecorse, Mich.-River Rouge
28	Greg Kelley	DB	6-2	215	Fr.	Leander, Texas-Leander
28	Xavier Smith	WR	5-9	158	Fr.	Detroit, Mich.-River Rouge
29	Jent Joseph	WR	5-11	159	Fr.	New Philadelphia, Ohio-New Philadelphia
29	Kempton Shine*	DB	5-11	182	Fr.	Chicago, Ill.-St. Rita
30	Trey Bess III	RB	5-9	183	Fr.	McRae, Ga.-Telfair County
31	Jake Julien***	P	6-2	217	Sr.	Barrie, Ontario-North Collegiate
31	Zach Walling	WR	6-3	203	Fr.	Toledo, Ohio-Whitmer
32	Terry Myrick***	LB	6-0	217	Sr.	Austell, Ga.-Woodward Academy
33	DJ Smith	RB	5-9	189	Fr.	Dallas, Texas-Frisco Lone Star
34	Samson Evans	RB	6-0	210	Jr.	Crystal Lake, Ill.-Prairie Ridge-Iowa
35	Kolton Malinczak	WR	5-7	151	Fr.	Saline, Mich.-Saline
35	Caleb Richwine	K	6-2	182	Fr.	Carlisle, Pa.-Carlisle
36	EJ Williams	DB	6-1	207	So.	Indianapolis, Ind.-Pike
37	Blake Ochsendorf	P	6-6	219	Jr.	Savage, Minn.-Prior Lake-Minnesota State Moorhead
38	Chad Ryland**	K	6-0	175	Jr.	Lebanon, Pa.-Cedar Crest
38	Michael Foor	RB	5-11	201	So.	Carleton, Mich.-Airport
39	Adam Heston	P	6-1	193	Fr.	Sewell, N.J.-St Augustine Prep
39	Kendric Nowling	DB	6-2	209	Fr.	Chicago, Ill.-Marist
40	Bryce Sloan	WR	6-2	160	Fr.	Aurora, Colo.-Regis Jesuit
41	Justin Jefferson	LB	5-11	233	Fr.	Chicago, Ill.-Brother Rice
40	Jack Goodman	DB	6-1	206	Fr.	Battle Creek, Mich.-Lakeview
44	Luke Cameron	LB	6-1	217	Jr.	Kokomo, Ind.-Kokomo-Army West Point
45	Brycen Huddleston	LB	6-0	216	Fr.	Ft. Thomas, Ky.-Highlands
46	Steve Bird	LS	5-10	213	So.	Phoenix, Ariz.-Sandra Day O'Connor
47	Peyton Knight	LS	6-1	202	Fr.	Indianapolis, Ind.-Lutheran
48	Chris Bruglio	DL	6-0	218	So.	Chicago, Ill.-St. Rita
49	Steven Scheidt	LB	6-2	236	So.	Clovis, Calif.-Buchanan-Fresno City College
50	Rafe Reyes	OL	6-2	289	So.	Chelsea, Mich.-Chelsea



EASTERN MICHIGAN UNIVERSITY FOOTBALL ROSTER

No.	Name	Pos	Ht	Wt	Class	Hometown-Previous School
51	Aaron Hamilton	DL	6-2	286	Fr.	Alpharetta, Ga.-Johns Creek
52	DJ Jackson	DL	5-11	329	Jr.	Atlanta, Ga.-Hapeville Charter-Hutchinson C.C.
53	Matthew Buschman*	LB	6-2	220	So.	Brighton, Mich.-Brighton
54	Zack Conti	OL	6-6	295	Fr.	Trenton, Mich.-Trenton
55	Jose Ramirez	DL	6-2	238	So.	Lake Alfred, Fla.-Auburndale-Arizona-Riverside City
56	Charles Brown Jr.	LB	6-1	220	Fr.	Edgewood, Md.-Harford Technical
57	Michael Smith Jr.*	DL	6-3	316	Sr.	Frostproof, Fla.-Frostproof
58	Carter Stagner*	DL	6-4	234	So.	Birmingham, Mich.-Seaholm
59	Daniel Greene	OL	6-4	310	Fr.	Goodrich, Mich.-Goodrich
60	Mike Van Hoeven***	OL	6-5	306	Sr.	Paw Paw, Mich.-Paw Paw
61	Zachariah Kadri	OL	6-4	301	Jr.	Lynnwood, Wash.-Mountlake Terrace-Reedley College
62	Sidy (Sow) Lavallié**	OL	6-5	336	Jr.	Bromont, Quebec-J-H Leclerc-Champlain Lennoxville
63	Mickey Rewolinski	OL	6-5	270	So.	Caledonia, Wis.-Union Grove
65	Lucas Teszner	OL	6-5	289	Fr.	Ottawa Lake, Mich.-Whiteford
67	Broderick Jordan	OL	6-3	298	Fr.	Lansing, Mich.-Okemos
68	Alex Howie	OL	6-4	313	So.	Canton, Mich.-Salem
69	Jake Donnellon***	OL	6-5	300	Sr.	Ypsilanti, Mich.-Gabriel Richard
70	Samari Saddler	DL	6-2	295	So.	Cincinnati, Ohio-Moeller
71	Marcellus Johnson*	OL	6-4	303	So.	Normal, Ill.-Normal Community
72	William Racely	OL	6-4	285	Fr.	Flushing, Mich.-Flushing
73	Coleon Smith	OL	6-6	340	Fr.	Romulus, Mich.-Belleville
74	PJ Ross	OL	6-4	235	Fr.	Chicago, Ill.-Hope Academy-John Hope College
75	Dimitri Douglas	OL	6-4	299	So.	Saline, Mich.-Saline-Michigan State
76	Richard Bates Jr.	OL	6-3	297	Jr.	Kenner, La.-Scotlandville Magnet-Independence C.C.
77	Brian Dooley**	OL	6-7	300	So.	Bowling Green, Ohio-Toledo St. John's Jesuit
78	Jason Eaton	OL	6-7	320	Fr.	Clarksville, Tenn.-Clarksville
79	Jimi McAdams IV	OL	6-5	299	Fr.	Parma, Ohio-Padua Franciscan
80	Dylan Drummond**	WR	6-0	178	Jr.	Cleveland, Ohio-Cuyahoga Heights
81	Quian Williams*	WR	6-0	185	Jr.	Oklahoma City, Okla.-Southmoore
82	Gunnar Oakes**	TE	6-5	268	Jr.	Swanton, Ohio-Swanton
83	Jere Getzinger Jr.	TE	6-3	233	Fr.	West Branch, Mich.-Ogemaw Heights
84	Donivan Wright	WR	6-0	176	So.	Indianapolis, Ind.-Lawrence Central
86	Bryson Cannon*	TE	6-2	242	Sr.	Columbia, S.C.-Dutch Fork-Independence C.C.
87	Evan Furtney	TE	6-4	230	Fr.	Milan, Mich.-Milan
88	Zach Hartsfield	TE	6-3	234	Jr.	Bakersfield, Calif.-Centennial-Bakersfield College
89	Lucas Luft	TE	6-6	240	Jr.	Naples, Fla.-Gulf Coast-Fullerton
90	Grant Trueman	DL	6-3	229	Jr.	Chino Hills, Calif.-Chino Hills-Citrus College
91	Clay Holford***	DL	6-2	255	Sr.	Carrollton, Texas-Hebron
92	Alex Merritt*	DL	6-2	276	Fr.	Cincinnati, Ohio-Moeller
93	Jordan Crawford	DL	6-1	350	Jr.	Houston, Texas-Pearland-Tyler J.C.
95	Mikah Coleman	DL	6-5	252	Fr.	Reynoldsburg, Ohio-Reynoldsburg
96	DeZaun Brooks	DL	6-3	229	Fr.	Indianapolis, Ind.-Lawrence Central
97	Mikey Haney*	DL	6-4	249	So.	Maumee, Ohio-Maumee
98	Woo Scott**	DL	6-2	330	Sr.	Little Rock, Ark.-J.A. Fair-Independence C.C.
99	Turan Rush**	DL	6-2	249	Sr.	Charleston West Side, W.Va.-Capital-Antelope Valley

* - letters won

Alphabetical Roster

No.	Name
16	Kaiden Keefe
28	Greg Kelley
47	Peyton Knight
24	Tanner Knue
6	Alvinoski LaFleur*
17	Mark Lee Jr.
89	Lucas Luft
22	Karmi Mackey*
35	Kolton Malinczak
9	Baron May
79	Jimi McAdams IV
25	Josh McCarty
7	Freddie McGee III***
19	Myles McNeal
92	Alex Merritt*
32	Terry Myrick***
39	Kendric Nowling
82	Gunnar Oakes**
37	Blake Ochsendorf
2	Thomas Odukoya**
12	C.J. Parks
8	T.J. Peavy
72	William Racely
55	Jose Ramirez
63	Mickey Rewolinski
50	Rafe Reyes
35	Caleb Richwine
74	PJ Ross
99	Turan Rush**
38	Chad Ryland**
70	Samari Saddler
49	Steven Scheidt
98	Woo Scott**
29	Kempton Shine*
24	Thomas Shorack
3	Timarcus Simpson*
40	Bryce Sloan
20	Rico Small
73	Coleon Smith
33	DJ Smith
57	Michael Smith Jr.*
11	Xavier Smith
62	Sidy (Sow) Lavallié**
10	Tariq Speights*
58	Carter Stagner*
7	Isaac Stiebeling
65	Lucas Teszner
14	Corry Thomas Jr.
90	Grant Trueman
13	Russell Vaden IV*
60	Mike Van Hoeven***
15	Jerodd Vines*
31	Zach Walling
11	Isaiah Watson
25	Jalen Weathers
36	EJ Williams
81	Quian Williams*
84	Donivan Wright

EMU FOOTBALL 2020 - PRONUNCIATION GUIDE

Players

Beydoun, Hassanbuh-DUNE
 Brooks, DeZaun DUH-shawn
 Bruglio, Chrisbrewg-LEO
 Foor, Michael.....four
 Grissom, Jairus..... JUH-eye-RUSS (rhymes with virus)
 Kadri, ZachariahKAH-dree
 Knue, Tanner canoe
 LaFleur, Alvinoski.....LaF-leur, al-VIN-nof-SKI
 Mackey, Karmi..... CAR-my
 Malinczak, Koltonmal-IN-zack
 Ochsendorf, Blake OX-send-dorf
 Odukoya, Thomas OH-duh-koi-AH
 Reyes, Raferay-PH
 Saddler, Samarisuh-MAR-ee
 Scheidt, Steven..... SH-ite
 Shorack, Thomas.....shore-ack
 Smith, Coleon COLE-ee-on

Stagner, Carter.....stag-NER
 Stiebeling, IsaacSTEE-bling
 Sow, Sidycity sow (rhymes with cow)
 Rewolinski, Mickey.....rev-UH-lin-ski
 Rush, Turan tuh-RAN
 Teszner, Lucas.....tez-ner
 VanHoeven, Mikevan-HOE-vuhn
 Vines, Jerodd.....JUH-rod
 Williams, Quian.....KEY-on

Coaches

Creighton, ChrisCRAY-ton
 Neathery, Neal NETH-er-ee
 Nunez, Jay noon-YEZ
 Piatkowski, Mike pie-it-COW-ski
 Sewell, Sam SOO-wull

EMU's Location

YpsilantiIP-sill-ANN-tee



**Numerical Roster**

No.	Name
1	Jairus Grissom*
2	Thomas Odukoya**
3	Aaron Jackson
3	Timarcus Simpson*
4	Hassan Beydoun**
5	Korey Hernandez*
6	Christopher Kaminski
6	Noski LaFleur*
7	Freddie McGee III***
7	Isaac Stiebeling
8	T.J. Peavy
9	Carthell Flowers**
9	Baron May
10	Preston Hutchinson
10	Tariq Speights*
11	Isaiah Watson
12	Jeff Hubbard***
12	C.J. Parks
13	Russell Vaden IV*
14	Corry Thomas Jr.
15	Jerodd Vines*
16	Kaiden Keefe
17	Mark Lee Jr.
18	Jacob Delso
19	Myles McNeal
20	Rico Small
21	Robert Daniel Jr.
22	Joey Hiser
22	Karmi Mackey*
23	Blake Bogan**
24	Tanner Knue
24	Thomas Shorack
25	Josh McCarty
25	Jalen Weathers
26	Tristen Hines
27	Darius Boone Jr.
27	David Carter Jr.
28	Greg Kelley
28	Xavier Smith
29	Jent Joseph
29	Kempton Shine*
30	Trey Bess III
31	Jake Julien***
31	Zach Walling
32	Terry Myrick***
33	DJ Smith
34	Samson Evans
35	Kolton Malinczak
35	Caleb Richwine
36	EJ Williams
37	Blake Ochsendorf
38	Chad Ryland**
38	Michael Foor
39	Adam Heston
39	Kendric Nowling
40	Bryce Sloan
41	Justin Jefferson
42	Jack Goodman

EASTERN MICHIGAN UNIVERSITY FOOTBALL ROSTER

No.	Name	Pos	Ht	Wt	Class	Hometown-Previous School
76	Richard Bates Jr.	OL	6-3	297	Jr.	Kenner, La.-Scotlandville Magnet-Independence C.C.
30	Trey Bess	RB	5-9	183	Fr.	McRae, Ga.-Telfair County
4	Hassan Beydoun**	WR	5-8	173	Jr.	Dearborn, Mich.-Dearborn
46	Steve Bird	LS	5-10	213	So.	Phoenix, Ariz.-Sandra Day O'Connor
23	Blake Bogan**	DB	6-2	200	Jr.	Grand Blanc, Mich.-Grand Blanc
27	Darius Boone Jr.	RB	5-11	205	Fr.	Tulsa, Okla.-Union
96	DeZaun Brooks	DL	6-3	229	Fr.	Indianapolis, Ind.-Lawrence Central
56	Charles Brown Jr.	LB	6-1	220	Fr.	Edgewood, Md.-Harford Technical
48	Chris Bruglio	DL	6-0	218	So.	Chicago, Ill.-St. Rita
53	Matthew Buschman*	LB	6-2	220	So.	Brighton, Mich.-Brighton
44	Luke Cameron	LB	6-1	217	Jr.	Kokomo, Ind.-Kokomo-Army West Point
86	Bryson Cannon*	TE	6-2	242	Sr.	Columbia, S.C.-Dutch Fork-Independence C.C.
27	David Carter Jr.	DB	5-11	175	Fr.	Ecorse, Mich.-River Rouge
95	Mikah Coleman	DL	6-5	252	Fr.	Reynoldsburg, Ohio-Reynoldsburg
54	Zack Conti	OL	6-6	295	Fr.	Trenton, Mich.-Trenton
93	Jordan Crawford	DL	6-1	350	Jr.	Houston, Texas-Pearland-Tyler J.
21	Robert Daniel Jr.	DB	6-0	192	So.	Oak Park, Mich.-Oak Park
18	Jacob Delso	WR	6-0	172	Fr.	Okmulgee, Okla.-Checotah
69	Jake Donnellon***	OL	6-5	300	Sr.	Ypsilanti, Mich.-Gabriel Richard
77	Brian Dooley**	OL	6-7	300	So.	Bowling Green, Ohio-Toledo St. John's Jesuit
75	Dimitri Douglas	OL	6-4	299	So.	Saline, Mich.-Saline-Michigan State
80	Dylan Drummond**	WR	6-0	178	Jr.	Cleveland, Ohio-Cuyahoga Heights
78	Jason Eaton	OL	6-7	320	Fr.	Clarksville, Tenn.-Clarksville
34	Samson Evans	RB	6-0	210	Jr.	Crystal Lake, Ill.-Prairie Ridge-Iowa
9	Carthell Flowers**	DB	6-2	193	Jr.	Syracuse, N.Y.-Nottingham
38	Michael Foor	RB	5-11	201	So.	Carleton, Mich.-Airport
87	Evan Furtney	TE	6-4	230	Fr.	Milan, Mich.-Milan
83	Jere Getzinger	TE	6-3	233	Fr.	West Branch, Mich.-Ogemaw Heights
42	Jack Goodman	DB	6-1	206	Fr.	Battle Creek, Mich.-Lakeview
59	Daniel Greene	OL	6-4	310	Fr.	Goodrich, Mich.-Goodrich
1	Jairus Grissom*	WR	6-2	204	Jr.	Detroit, Mich.-River Rouge
51	Aaron Hamilton	DL	6-2	286	Fr.	Alpharetta, Ga.-Johns Creek
97	Mikey Haney*	DL	6-4	249	So.	Maumee, Ohio-Maumee
88	Zach Hartsfield	TE	6-3	234	Jr.	Bakersfield, Calif.-Centennial-Bakersfield College
5	Korey Hernandez*	DB	5-11	178	Jr.	Decatur, Ga.-Cedar Grove-Arkansas-Iowa Western C.C.
39	Adam Heston	P	6-1	193	Fr.	Sewell, N.J.-St Augustine Prep
26	Tristen Hines	DB	5-11	170	Fr.	Milan, Mich.-Milan
22	Joey Hiser	DB	6-0	178	Jr.	Dexter, Mich.-Dexter
91	Clay Holford***	DL	6-2	255	Sr.	Carrollton, Texas-Hebron
68	Alex Howie	OL	6-4	313	So.	Canton, Mich.-Salem
12	Jeff Hubbard***	DB	5-11	188	Sr.	Atlanta, Ga.-Woodward Academy
45	Brycen Huddleston	LB	6-0	216	Fr.	Ft. Thomas, Ky.-Highlands
10	Preston Hutchinson	QB	6-2	203	Jr.	Mason, Ohio-Mason
3	Aaron Jackson	TE	6-2	220	So.	Detroit, Mich.-Cass Technical
52	DJ Jackson	DL	5-11	329	Jr.	Atlanta, Ga.-Hapeville Charter-Hutchinson C.C.
41	Justin Jefferson	LB	5-11	233	Fr.	Chicago, Ill.-Brother Rice
71	Marcellus Johnson*	OL	6-4	303	So.	Normal, Ill.-Normal Community
67	Broderick Jordan	OL	6-3	298	Fr.	Lansing, Mich.-Okemos
29	Jent Joseph	WR	5-11	159	Fr.	New Philadelphia, Ohio-New Philadelphia
31	Jake Julien***	P	6-2	217	Sr.	Barrie, Ontario-North Collegiate
61	Zachariah Kadri	OL	6-4	301	Jr.	Lynnwood, Wash.-Mountlake Terrace-Reedley College
6	Christopher Kaminski	QB	6-3	212	Fr.	South Lyon, Mich.-South Lyon East
16	Kaiden Keefe	WR	6-2	167	Fr.	Highlands Ranch, Colo.-Valor Christian
28	Greg Kelley	DB	6-2	215	Fr.	Leander, Texas-Leander
47	Peyton Knight	LS	6-1	202	Fr.	Indianapolis, Ind.-Lutheran
24	Tanner Knue	WR	5-11	171	So.	Mason, Ohio-Mason
6	Alvinoski LaFleur*	DB	6-0	192	Sr.	Lake Charles, La.-LaGrange-Coffeyville C.C.
17	Mark Lee Jr.	DB	6-0	180	Fr.	Columbus, Ohio-Northland
89	Lucas Luft	TE	6-6	240	Jr.	Naples, Fla.-Gulf Coast-Fullerton
22	Karmi Mackey*	RB	6-1	226	So.	Seffner, Fla.-Seffner Christian Academy
35	Kolton Malinczak	WR	5-7	151	Fr.	Saline, Mich.-Saline
9	Baron May	QB	6-0	196	Fr.	New Philadelphia, Ohio-New Philadelphia
79	Jimi McAdams IV	OL	6-5	299	Fr.	Parma, Ohio-Padua Franciscan





EASTERN MICHIGAN UNIVERSITY FOOTBALL ROSTER

No.	Name	Pos	Ht	Wt	Class	Hometown-Previous School
25	Josh McCarty	RB	5-11	198	Fr.	Troy, Mich.-Orchard Lake St. Mary's
7	Freddie McGee III***	DB	5-8	170	Sr.	Canton, Mich.-Salem
19	Myles McNeal	DB	5-10	174	Fr.	Pontiac, Mich.-Grand Blanc
92	Alex Merritt*	DL	6-2	276	Fr.	Cincinnati, Ohio-Moeller
32	Terry Myrick***	LB	6-0	217	Sr.	Austell, Ga.-Woodward Academy
39	Kendric Nowling	DB	6-2	209	Fr.	Chicago, Ill.-Marist
82	Gunnar Oakes**	TE	6-5	268	Jr.	Swanton, Ohio-Swanton
37	Blake Ochsendorf	P	6-6	219	Jr.	Savage, Minn.-Prior Lake-Minnesota State Moorhead
2	Thomas Odukoya**	TE	6-6	258	Sr.	Almere, Netherlands-Helen Parkhurst-Garden City C.C.
12	C.J. Parks	WR	5-10	175	Jr.	Santa Ana, Calif.-Mater Dei-Cerritos College
8	T.J. Peavy	DB	5-10	187	Fr.	Fayetteville, Ga.-Sandy Creek-Air Force
72	William Racely	OL	6-4	285	Fr.	Flushing, Mich.-Flushing
55	Jose Ramirez	DL	6-2	238	So.	Lake Alfred, Fla.-Auburndale-Arizona-Riverside City
63	Mickey Rewolinski	OL	6-5	270	Fr.	Caledonia, Wis.-Union Grove
50	Rafe Reyes	OL	6-2	289	So.	Chelsea, Mich.-Chelsea
35	Caleb Richwine	K	6-2	182	Fr.	Carlisle, Pa.-Carlisle
74	PJ Ross	OL	6-4	235	Fr.	Chicago, Ill.-Hope Academy-John Hope College
99	Turan Rush**	DL	6-2	249	Sr.	Charleston West Side, W.Va.-Capital-Antelope Valley
38	Chad Ryland**	K	6-0	175	Jr.	Lebanon, Pa.-Cedar Crest
70	Samari Saddler	DL	6-2	296	So.	Cincinnati, Ohio-Moeller
49	Steven Scheidt	LB	6-2	236	So.	Clovis, Calif.-Buchanan-Fresno City College
98	Woo Scott**	DL	6-2	330	Sr.	Little Rock, Ark.-J.A. Fair-Independence C.C.
29	Kempton Shine*	DB	5-11	182	Fr.	Chicago, Ill.-St. Rita
24	Thomas Shorack	DB	5-11	167	Jr.	Renton, Wash.-O'Dea-Arizona State
3	Timarcus Simpson*	DB	5-11	178	So.	Tampa, Fla.-Sickles
40	Bryce Sloan	WR	6-2	160	Fr.	Aurora, Colo.-Regis Jesuit
20	Rico Small	WR	6-0	165	Fr.	Willoughby, Ohio-Willoughby South
73	Coleon Smith	OL	6-6	340	Fr.	Romulus, Mich.-Belleville
33	DJ Smith	RB	5-9	189	Fr.	Dallas, Texas-Frisco Lone Star
57	Michael Smith Jr.*	DL	6-3	316	Sr.	Frostproof, Fla.-Frostproof
28	Xavier Smith	WR	5-9	158	Fr.	Detroit, Mich.-River Rouge
62	Sidy (Sow) Lavallié*	OL	6-5	336	Jr.	Bromont, Quebec-J-H Leclerc-Champlain Lennoxville
10	Tariq Speights*	LB	5-10	230	Jr.	Valencia, Calif.-Valencia-College of the Canyons
58	Carter Stagner*	DL	6-4	234	So.	Birmingham, Mich.-Seaholm
7	Isaac Stiebeling	WR	6-4	204	Sr.	Fort Wayne, Ind.-Snider
65	Lucas Teszner	OL	6-5	283	So.	Ottawa Lake, Mich.-Whiteford
14	Corry Thomas Jr.	DB	5-10	162	Fr.	Ecorse, Mich.-Westlake (Ga.)
90	Grant Trueman	DL	6-3	229	Jr.	Chino Hills, Calif.-Chino Hills-Citrus College
13	Russell Vaden IV*	DB	6-3	212	Jr.	Louisville, Ky.-Moore
60	Mike Van Hoeven***	OL	6-5	306	Sr.	Paw Paw, Mich.-Paw Paw
15	Jerodd Vines*	DB	6-0	177	So.	Detroit, Mich.-Central
31	Zach Walling	WR	6-3	203	Fr.	Toledo, Ohio-Whitmer
11	Isaiah Watson	DB	5-10	166	So.	Baltimore, Md.-Calvert Hall
25	Jalen Weathers	DB	5-11	178	Jr.	Chicago, Ill.-Mount Carmel-Trinity
36	EJ Williams	DB	6-1	207	So.	Indianapolis, Ind.-Pike
81	Quian Williams*	WR	6-0	185	Jr.	Oklahoma City, Okla.-Southmoore
84	Donivan Wright	WR	6-0	176	So.	Indianapolis, Ind.-Lawrence Central

* - letters won

Numerical Roster

No.	Name
44	Luke Cameron
45	Brycen Huddleston
46	Steve Bird
47	Peyton Knight
48	Chris Bruglio
49	Steven Scheidt
50	Rafe Reyes
51	Aaron Hamilton
52	DJ Jackson
53	Matthew Buschman*
54	Zack Conti
55	Jose Ramirez
56	Charles Brown Jr.
57	Michael Smith Jr.*
58	Carter Stagner*
59	Daniel Greene
60	Mike Van Hoeven***
61	Zachariah Kadri
62	Sidy (Sow) Lavallié**
63	Mickey Rewolinski
65	Lucas Teszner
67	Broderick Jordan
68	Alex Howie
69	Jake Donnellon***
93	Samari Saddler
71	Marcellus Johnson*
72	William Racely
73	Coleon Smith
74	PJ Ross
75	Dimitri Douglas
76	Richard Bates Jr.
77	Brian Dooley**
78	Jason Eaton
79	Jimi McAdams IV
80	Dylan Drummond**
81	Quian Williams*
82	Gunnar Oakes**
83	Jere Getzinger Jr.
84	Donivan Wright
86	Bryson Cannon*
87	Evan Furtney
88	Zach Hartsfield
89	Lucas Luft
90	Grant Trueman
91	Clay Holford***
92	Alex Merritt**
93	Jordan Crawford
95	Mikah Coleman
96	DeZaun Brooks
97	Mikey Haney*
98	Woo Scott**
99	Turan Rush**

EAGLES BY THE NUMBERS

Geographically

Michigan.....	33
Ohio.....	14
Illinois.....	8
Georgia.....	7
Indiana.....	6
California.....	5
Florida.....	5
Oklahoma.....	3
Texas.....	3
Canada.....	2
Colorado.....	2
Kentucky.....	2
Louisiana.....	2
Maryland.....	2
Pennsylvania.....	2
Washington.....	2
Arizona.....	1

Geographically Continued...

Arkansas.....	1
Minnesota.....	1
Netherlands.....	1
New Jersey.....	1
New York.....	1
South Carolina.....	1
Tennessee.....	1
West Virginia.....	1
Wisconsin.....	1

Players By Class

Senior.....	14
Junior.....	26
Sophomore.....	22
Redshirt Freshman.....	21
Freshman.....	27





OFFENSE

Position	No.	Name	Ht.	Wt.	El.	GP	GS
X	81	Quian Williams*	6-0	185	Jr.	18	2
	24	Tanner Knue	5-11	171	So.	3	1
Z	4	Hassan Beydoun**	5-8	173	Jr.	19	1
	29	Jent Joseph	5-11	159	Fr.	0	0
H	80	Dylan Drummond**	6-0	178	Jr.	26	12
	86	Bryson Cannon*	6-2	242	Sr.	13	8
Y	2	Thomas Odukoya**	6-6	258	Sr.	22	12
	82	Gunnar Oakes**	6-5	268	Jr.	22	3
	83	Jere Getzinger Jr.	6-3	233	Fr.	1	0
LT	71	Marcellus Johnson*	6-4	303	So.	14	1
	61	Zachariah Kadri	6-4	301	Jr.	0	0
LG	62	Sidy Sow**	6-5	336	Jr.	26	24
	68	Alex Howie	6-4	313	So.	1	0
C	60	Mike Van Hoeven***	6-5	306	Sr.	27	14
	76	Richard Bates Jr.	6-3	297	Jr.	4	1
	67	Broderick Jordan	6-3	298	Fr.	0	0
RG	69	Jake Donnellon***	6-5	300	Sr.	38	11
	72	William Racely	6-4	285	Fr.	1	0
RT	77	Brian Dooley**	6-7	300	So.	18	16
	65	Lucas Teszner	6-5	289	Fr.	1	0
QB	10	Preston Hutchinson	6-2	203	Jr.	9	2
	6	Christopher Kaminski	6-3	212	Fr.	0	0
RB	27	Darius Boone Jr.	5-11	205	Fr.	3	1
	33	DJ Smith	5-9	189	Fr.	1	0

SPECIAL TEAMS

Position	No.	Name	Ht.	Wt.	El.
P	31	Jake Julien**	6-2	217	Sr.
	39	Adam Heston	6-1	193	Fr.
PK	38	Chad Ryland*	6-0	175	Jr.
	35	Caleb Richwine	6-2	182	Fr.
LS	46	Steve Bird	5-10	213	So.
	47	Peyton Knight	6-1	202	Fr.
KO	38	Chad Ryland*	6-0	175	Jr.
	OR 35	Caleb Richwine	6-2	182	Fr.
KR	80	Dylan Drummond**	6-0	178	Jr.
	81	Quian Williams*	6-0	185	Jr.
	OR 23	Blake Bogan**	6-2	200	Jr.
	OR 33	DJ Smith	5-9	189	Fr.
PR	80	Dylan Drummond**	6-0	178	Jr.
	OR 4	Hassan Beydoun**	5-8	173	Jr.
HLD	31	Jake Julien**	6-2	217	Sr.
	OR 24	Tanner Knue	5-11	171	So.



DEFENSE

Position	No.	Name	Ht.	Wt.	El.	GP	GS
END	99	Turan Rush**	6-2	249	Sr.	27	14
	55	Jose Ramirez	6-2	238	So.	5	0
NOSE	98	Woo Scott**	6-2	330	Sr.	25	12
	57	Michael Smith Jr.	6-3	316	Sr.	18	1
DT	51	Aaron Hamilton	6-2	286	Fr.	4	1
	92	Alex Merritt	6-2	276	Fr.	5	0
BULL	97	Mikey Haney*	6-4	249	So.	16	12
	91	Clay Holford***	6-2	255	Sr.	37	3
MIKE	10	Tariq Speights*	5-10	230	Jr.	9	1
	44	Luke Cameron *	6-1	217	Jr.	3	0
WILL	32	Terry Myrick***	6-0	217	Jr.	36	15
	53	Matthew Buschman*	6-2	220	So.	6	0
CB	7	Freddie McGee III***	5-10	170	Sr.	31	7
	15	Jerodd Vines*	6-0	177	So.	13	4
CB	29	Kempton Shine*	5-11	182	Fr.	5	1
	11	Isaiah Watson	5-10	166	So.	8	0
DOG	6	Alvinoski LaFleur*	6-0	192	Sr.	14	2
	8	T.J. Peavy	5-10	178	Fr.	0	0
FREE	13	Russell Vaden IV*	6-3	212	Jr.	13	1
	12	Jeff Hubbard***	5-11	188	Sr.	35	6
ROVER	23	Blake Bogan**	6-2	200	Jr.	27	12
	5	Korey Hernandez*	5-11	178	Jr.	14	1

EMU PRONUNCIATIONS

Players

Beydoun, Hassanbuh-DUNE
Brooks, DeZaunDUH-shawn
Bruglio, Chrisbrewg-LEO
Foor, Michaelfour
Grissom, JairosJUH-eye-RUSS (rhymes with virus)
Kadri, ZachariahKAH-dree
Knue, Tannercanoe
LaFleur, AlvinoskiLaF-leur, al-VIN-nof-SKI
Mackey, KarmiCAR-my
Malinczak, Koltonmal-IN-zack
Ochsendorf, BlakeOX-send-dorf
Odukoya, ThomasOH-duh-koi-AH
Reyes, Raferay-PH
Saddler, Samarisuh-MAR-ee
Scheidt, StevenSH-ite
Shorack, Thomasshore-ack
Smith, ColeonCOLE-ee-on
Stagner, Carterstag-NER
Stiebeling, IsaacSTEE-bling
Sow, Sidycity sow (rhymes with cow)
Rewolinski, Mickeyrev-UH-lin-ski
Rush, Turantuh-RAN
Teszner, Lucastez-ner
VanHoeven, Mikevan-HOE-vuhn
Vines, JeroddJUH-rod
Williams, QuianKEY-on

Coaches

Creighton, ChrisCRAY-ton
Neathery, NealNETH-er-ee
Nunez, Jaynoon-YEZ
Piatkowski, Mikepie-it-COW-ski
Sewell, SamSOO-wull

EMU's Location

YpsilantiIP-sill-ANN-tee
-----------	----------------------





2020 TEAM STATISTICS

Date	Opp.	---RUSHING---				--RECEIVING--				-----PASSING-----				--KICK RET--				--PUNT RET--				Total off		
		No.	Yds	TD	Lg	No.	Yds	TD	Lg	Cmp	Att	Int	Yds	TD	Lg	No	Yds	TD	Lg	No	Yds		TD	Lg
Nov. 4	at Kent State*	46	212	2	33	21	219	2	26	21	29	1	219	2	26	2	41	0	23	0	0	0	0	431
Nov. 11	at Ball State*																							
Nov. 18	TOLEDO*																							
Nov. 27	CMU*																							
Dec. 5	at WMU*																							
Dec. 12	NIU*																							
	Totals	32	61	1	34	21	241	2	35	21	35	2	241	2	35	2	40	0	29	0	0	0	0	302
	Opponent	46	212	2	33	21	219	2	26	21	29	1	219	2	26	2	41	0	23	0	0	0	0	431

Games played: 1 Avg. per rush: 4.6 Avg. per catch: 10.4 Pass efficiency: 151.71 Kick ret avg.: 20.5 Punt ret avg.: 0
 All purpose avg./game: 472.0 Total offense avg./gm: 431.0

2020 OFFENSIVE STARTERS

Game	Y/H	LT	LG	C	RG	RT	WR/H/FB	WR/Z	QB	RB	WR/X
at Kent St.*	Odukoya	Johnson	Sow	Van Hoeven	Bates	Dooley	Beydoun	Knue	Hutchinson	Boone	Williams
at Ball St.*											
TOLEDO*											
CMU*											
at WMU*											
NIU*											

2020 DEFENSIVE STARTERS

Game	DT	NOSE	END	BULL	MIKE	WILL	CB	CB	DOG	FREE	ROVER
at Kent St.*	Hamilton	Smith	Rush	Haney	Speights	Myrick	McGee	Vines	LaFleur	Vaden	Bogan
at Ball St.*											
TOLEDO*											
CMU*											
at WMU*											
NIU*											





GAME PARTICIPATION/STARTS

#	PLAYER	GP-GS	KENTS	BSU1	TOL1	CMU1	WMU1	NIU1
76	BATES, Richard	1/1	START					
4	BEYDOUN, Hassan	1/1	START					
46	BIRD, Steve	1/-	XXX					
23	BOGAN, Blake	1/1	START					
27	BOONE, Darius	1/1	START					
44	CAMERON, Luke	1/-	XXX					
93	CRAWFORD, J.	1/-	XXX					
21	DANIEL, Robert	1/-	XXX					
77	DOOLEY, Brian	1/1	START					
9	FLOWERS, C.	1/-	XXX					
83	GETZINGER, Jere	1/-	XXX					
1	GRISOM, Jarius	1/-	XXX					
51	HAMILTON, Aaron	1/1	START					
97	HANEY, Mikey	1/1	START					
5	HERNANDEZ, K.	1/-	XXX					
91	HOLFORD, Clay	1/-	XXX					
12	HUBBARD, Jeff	1/-	XXX					
1Q	HUTCHINSON, P.	1/1	START					
3J	JACKSON, Aaron	1/-	XXX					
52	JACKSON, DJ	1/-	XXX					
71	JOHNSON, M.	1/1	START					
2J	JOSEPH, Jent	1/-	XXX					
31	JULIEN, Jake	1/-	XXX					
24	KNUE, Tanner	1/1	START					
6	LAFLEUR, Noski	1/1	START					
17	LEE, Mark	1/-	XXX					
7	McGEE, Freddie	1/1	START					
19	MCNEAL, Myles	1/-	XXX					
92	MERRITT, Alex	1/-	XXX					
32	MYRICK, Terry	1/1	START					
82	OAKES, Gunnar	1/-	XXX					
2	ODUKOYA, Thomas	1/1	START					
72	RACELY, William	1/-	XXX					
55	RAMIREZ, Jose	1/-	XXX					
99	RUSH, Turan	1/1	START					
38	RYLAND, Chad	1/-	XXX					
49	SCHEIDT, Steven	1/-	XXX					
98	SCOTT, Woo	1/-	XXX					
29	SHINE, Kempton	1/-	XXX					
33	SMITH, DJ	1/-	XXX					
57	SMITH, Michael	1/1	START					
62	SOW, Sidy	1/1	START					
10	SPEIGHTS, Tariq	1/1	START					
58	STAGNER, Carter	1/-	XXX					
65	TESZNER, Lucas	1/-	XXX					
90	TRUEMAN, Grant	1/-	XXX					
13	VADEN, Russell	1/1	START					
60	VAN HOVEN, Mike	1/1	START					
15	VINES, Jerodd	1/1	START					
11	WATSON, Isaiah	1/-	XXX					
81	WILLIAMS, Quian	1/1	START					
1W	WRIGHT, Donivan	1/-	XXX					

SEASON/CAREER STARTS

<u>Offensive Line (67)</u>	<u>2020</u>	<u>Career</u>
Sidy Sow	1	24
Brian Dooley	1	16
Mike Van Hoeven	1	14
Jake Donnellon	-	11
Marcellus Johnson	1	1
Richard Bates	1	1

<u>Quarterbacks (2)</u>	<u>2020</u>	<u>Career</u>
Preston Hutchinson	1	2

<u>Wide Receivers (16)</u>	<u>2020</u>	<u>Career</u>
Dylan Drummond	-	12
Quian Williams	1	2
Tanner Knue	1	1
Hassan Beydoun	1	1

<u>Running Backs (1)</u>	<u>2020</u>	<u>Career</u>
Darius Boone	1	1

<u>Tight End (23)</u>	<u>2020</u>	<u>Career</u>
Thomas Odukoya	1	12
Bryson Cannon	-	8
Gunnar Oakes	-	3

<u>Defensive Line (43)</u>	<u>2020</u>	<u>Career</u>
Turan Rush	1	14
Woo Scott	-	12
Mikey Haney	1	11
Clay Holford	-	3
Michael Smith Jr	1	1
Aaron Hamilton	1	1

<u>Linebackers (15)</u>	<u>2020</u>	<u>Career</u>
Terry Myrick	1	14
Tariq Speights	1	1

<u>Defensive Backs (34)</u>	<u>2020</u>	<u>Career</u>
Blake Bogan	1	12
Freddie McGee	1	7
Jeff Hubbard	-	6
Jerodd Vines	1	4
Alvinoski LaFleur	1	2
Kempton Shine	-	1
Korey Hernandez	-	1
Russell Vaden	1	1



SEASON

CAREER

Rushing																											
	gp	att	gain	loss	net	avg	td	lg	avg/g		gp	att	gain	loss	net	avg	td	lg	avg/g								
BOONE, Darius	1	9	69	1	68	7.6	0	34	68.0		3	11	74	1	73	6.6	0	34	24.3								
GRISSOM, Jarius	1	4	12	3	9	2.2	0	5	9.0		1	4	12	3	9	2.2	0	5	9.0								
SMITH, DJ	1	8	5	5	0	0.0	0	2	0.0		1	8	5	5	0	0.0	0	2	0.0								
HUTCHINSON, Pre	1	11	11	27	-16	-1.5	1	5	-16.0		10	36	53	82	-29	-0.8	3	6	-2.9								
Total	1	32	97	36	61	1.9	1	34	61.0																		
Opponents	1	46	243	31	212	4.6	2	33	212.0																		
Passing																											
	gp	effic	comp	att	int	pct	yds	td	lg	avg/g		gp	effic	comp	att	int	pct	yds	td	lg	avg/g						
HUTCHINSON, Pre	1	125.27	21	35	2	60.0	241	2	35	241.0		10	145.17	64	92	3	69.6	703	5	38	70.3						
Total	1	125.27	21	35	2	60.0	241	2	35	241.0																	
Opponents	1	151.71	21	29	1	72.4	219	2	26	219.0																	
Receiving																											
	gp	no.	yds	avg	td	lg	avg/g				gp	no.	yds	avg	td	lg	avg/g										
BEYDOUN, Hassan	1	9	112	12.4	0	35	112.0				19	39	461	11.8	1	35	24.3										
WILLIAMS, Quian	1	4	51	12.8	0	25	51.0				18	56	712	12.7	6	50	39.6										
KNUE, Tanner	1	4	45	11.2	0	19	45.0				3	4	45	11.2	0	19	15.0										
ODUKOYA, Thoma	1	2	8	4.0	2	5	8.0				22	5	24	4.8	2	10	1.1										
BOONE, Darius	1	1	13	13.0	0	13	13.0				3	1	13	13.0	0	13	4.3										
OAKES, Gunnar	1	1	12	12.0	0	12	12.0				23	18	217	12.1	1	42	9.4										
Total	1	21	241	11.5	2	35	241.0																				
Opponents	1	21	219	10.4	2	26	219.0																				
Total Offense																											
	g	plays	rush	pass	total	avg/g					g	plays	rush	pass	total	avg/g											
HUTCHINSON, Pre	1	46	-16	241	225	225.0					10	128	-29	703	674	67.4											
BOONE, Darius	1	9	68	0	68	68.0					3	11	73	0	73	24.3											
GRISSOM, Jarius	1	4	9	0	9	9.0					1	4	9	0	9	9.0											
Total	1	67	61	241	302	302.0																					
Opponents	1	75	212	219	431	431.0																					
Scoring																											
	td	fg	PAT				kick	rush	rcv	pass	dxp	saf	pts		td	fg	PAT				kick	rush	rcv	pass	dxp	saf	pts
ODUKOYA, Thoma	2	-	-	-	-	-	-	-	-	-	-	-	12		2	-	-	-	-	-	-	-	-	-	-	12	
HUTCHINSON, Pre	1	-	-	-	-	1-1	-	-	-	-	-	-	6		3	-	-	-	-	1-2	-	-	-	-	-	18	
RYLAND, Chad	-	1-2	0-1	-	-	-	-	-	-	-	-	-	3		-	27-41	76-80	-	-	-	-	-	-	-	-	157	
WRIGHT, Donovan	-	-	-	-	1	-	-	-	-	-	-	-	2		-	-	-	-	1	-	-	-	-	-	-	2	
SMITH, DJ	-	-	-	0-1	-	-	-	-	-	-	-	-	0		-	-	-	0-1	-	-	-	-	-	-	-	0	
Total	3	1-2	0-1	0-1	1	1-1	-	-	-	-	-	-	23														
Opponents	4	-	3-4	-	-	-	-	-	-	-	-	-	27														
Punt Returns																											
	no.	yds	avg	td	lg						no.	yds	avg	td	lg												
Total	0	0	0.0	0	0																						
Opponents	0	0	0.0	0	0																						
Kick Returns																											
	no.	yds	avg	td	lg						no.	yds	avg	td	lg												
BOGAN, Blake	1	11	11.0	0	11						1	11	11.0	0	11												
WILLIAMS, Quian	1	29	29.0	0	29						1	29	29.0	0	29												
Total	2	40	20.0	0	29																						
Opponents	2	41	20.5	0	23																						
Interceptions																											
	no.	yds	avg	td	lg						no.	yds	avg	td	lg												
LAFLEUR, Noski	1	43	43.0	0	43						2	56	28.0	0	43												
Total	1	43	43.0	0	43																						
Opponents	2	0	0.0	0	2																						
Fumble Returns																											
	no.	yds	avg	td	lg						no.	yds	avg	td	lg												
Total	0	0	0.0	0	0																						
Opponents	0	0	0.0	0	0																						





2020 EMU GAME NOTES

SEASON

CAREER

All Purpose	g	rush	rcv	pr	kr	ir	total	avg/g
BEYDOUN, H	1	0	112	0	0	0	112	112.0
BOONE, Dari	1	68	13	0	0	0	81	81.0
WILLIAMS, Q	1	0	51	0	29	0	80	80.0
KNUE, Tanne	1	0	45	0	0	0	45	45.0
LAFLEUR, No	1	0	0	0	0	43	43	43.0
OAKES, Gun	1	0	12	0	0	0	12	12.0
BOGAN, Blak	1	0	0	0	11	0	11	11.0
GRISSOM, Ja	1	9	0	0	0	0	9	9.0
ODUKOYA, T	1	0	8	0	0	0	8	8.0
HUTCHINSON	1	-16	0	0	0	0	-16	-16.0
Total	1	61	241	0	40	43	385	385.0
Opponents	1	212	219	0	41	0	472	472.0

g	rush	rcv	pr	kr	ir	total	avg/g
19	-1	461	0	0	0	460	24.2
3	73	13	0	0	0	86	28.7
18	0	712	0	29	0	741	41.2
3	0	45	0	0	0	45	15.0
14	0	0	0	0	56	56	4.0
23	0	217	0	0	0	217	9.4
27	0	0	0	11	-3	8	0.3
1	9	0	0	0	0	9	9.0
22	0	24	0	0	0	24	1.1
10	-29	0	0	0	0	-29	-2.9

Field Goals	att	good	long	blkd
RYLAND, Chad	2	1	34	0
Total	2	1	34	0
Opponents	0	0	0	0

att	good	long	blkd
41	27	52	0

Punting	no.	yds	avg	lg	blk
JULIEN, Jake	2	86	43.0	48	0
Total	2	86	43.0	48	0
Opponents	4	155	38.8	50	0

no.	yds	avg	lg	blk
156	6761	43.3	73	1

Kickoffs	no.	yds	avg	tb	ob
RYLAND, Chad	5	318	63.6	3	0
Total	5	318	63.6	3	0
Opponents	5	232	46.4	1	0

no.	yds	avg	tb	ob
77	4686	60.9	40	4

#	Defensive Leaders	gp	ua	a	total	tfl	sack	int	pb	fr	ff	blk	gp	ua	a	total	tfl	sack	int	pb	fr	ff	blk
32	MYRICK, Terry	1	4	6	1	0.0	36	49	69	118	8.5	3.0	.	1	.	1	.
13	VADEN, Russell	1	7	1	8	0.0	13	14	4	18	1.5	.	.	1	.	.	.
10	SPEIGHTS, Tariq	1	5	2	7	0.0	9	9	11	20	0.0	1	.
23	BOGAN, Blake	1	4	1	5	0.0	27	41	26	67	1.5	.	2	2	1	2	1
92	MERRITT, Alex	1	2	2	4	0.5	5	3	4	7	1.0	0.5
57	SMITH, Michael	1	1	3	4	0.0	17	6	9	15	0.5
5	HERNANDEZ, Kor	1	2	2	4	0.0	14	9	12	21	1.5	.	1	1	.	.	.
7	McGEE, Freddie	1	4	.	4	0.0	31	43	14	57	1.0	.	1	5	1	.	.
55	RAMIREZ, Jose	1	2	1	3	0.0	5	2	1	3	0.0
97	HANEY, Mikey	1	1	2	3	0.5	16	17	30	47	3.0	2.0	.	1	.	.	.
15	VINES, Jerodd	1	1	2	3	0.0	13	14	14	28	1.5	.	.	5	1	1	.
6	LAFLEUR, Noski	1	2	1	3	0.0	.	1	14	18	9	27	0.5	0.5	2	.	.	1	.
99	RUSH, Turan	1	1	2	3	2.0	1.	27	40	24	64	11.5	9.0	.	3	1	2	.
44	CAMERON, Luke	1	1	1	2	0.0	3	1	1	2	0.0
98	SCOTT, Woo	1	2	.	2	0.0	14	18	24	42	1.0	0.5	.	.	1	.	.
58	STAGNER, Carter	1	2	.	2	0.0	17	2	2	4	0.0	.	.	1	.	.	.
93	CRAWFORD, Jord	1	1	1	2	0.0	1	1	1	2	0.0
29	SHINE, Kempton	1	1	1	2	0.0	5	6	3	9	0.0
51	HAMILTON, Aaron	1	1	1	2	0.0	4	1	6	7	0.0
90	TRUEMAN, Grant	1	.	1	1	0.0	4	.	2	2	0.5
24	KNUE, Tanner	1	1	.	1	0.0	3	1	.	1	0.0
17	LEE, Mark	1	1	.	1	0.0	1	1	.	1	0.0
1	WRIGHT, Donivan	1	1	.	1	0.0	1	1	.	1	0.0
	Total	1	47	30	7	3	1	1											
	Opponents	1	45	14	5	10	4	2	5	.	.	.											





#	Defensive Leaders	gp	Tackles			tfl/yds	Sacks no-yds	Pass defense			Fumbles rcv-yds	ff	blkd	
			ua	a	tot			int-yds	brup	qbh			kick	saf
32	MYRICK, Terry	1	4	6	10
13	VADEN, Russell	1	7	1	8
10	SPEIGHTS, Tariq	1	5	2	7	1
23	BOGAN, Blake	1	4	1	5
5	HERNANDEZ, Korey	1	2	2	4
57	SMITH, Michael	1	1	3	4
7	McGEE, Freddie	1	4	.	4
92	MERRITT, Alex	1	2	2	4	0.5-1
99	RUSH, Turan	1	1	2	3	2.0-5	1.0-2	.	.	1
15	VINES, Jerodd	1	1	2	3
97	HANEY, Mikey	1	1	2	3	0.5-1
6	LAFLEUR, Noski	1	2	1	3	.	.	1-43
55	RAMIREZ, Jose	1	2	1	3
98	SCOTT, Woo	1	2	.	2
58	STAGNER, Carter	1	2	.	2
93	CRAWFORD, Jordan	1	1	1	2
29	SHINE, Kempton	1	1	1	2
51	HAMILTON, Aaron	1	1	1	2
44	CAMERON, Luke	1	1	1	2
17	LEE, Mark	1	1	.	1
24	KNUE, Tanner	1	1	.	1
90	TRUEMAN, Grant	1	.	1	1
1W	WRIGHT, Donivan	1	1	.	1
Total		1	47	30	77	3-7	1-2	1-43	.	2
Opponents		1	45	14	59	10-36	4-25	2-0	5

TURNOVERS

Eastern Michigan Takeaways (1)

Opponent	Takeaway	Qtr.	Yrd.-Line	Result	Result of the Drive
at Kent State	Interception	2nd	KSU 41	Returned 2 yards	Interception

Eastern Michigan Turnovers (2)

Opponent	Turnover	Qtr.	Yrd.-Line	Result	Result of the Drive
at Kent State	Interception	2nd	EMU 5	Returned 43 yards	Missed Field Goal
at Kent State	Interception	4th	EMU 44	Returned -2 yards	End of Game



**Team Statistics**

	EMU	OPP
SCORING	23	27
Points Per Game	23.0	27.0
Points Off Turnovers	0	0
FIRST DOWNS	20	28
Rushing	5	13
Passing	12	13
Penalty	3	2
RUSHING YARDAGE	61	212
Yards gained rushing	97	243
Yards lost rushing	36	31
Rushing Attempts	32	46
Average Per Rush	1.9	4.6
Average Per Game	61.0	212.0
TDs Rushing	1	2
PASSING YARDAGE	241	219
Comp-Att-Int	21-35-2	21-29-1
Average Per Pass	6.9	7.6
Average Per Catch	11.5	10.4
Average Per Game	241.0	219.0
TDs Passing	2	2
TOTAL OFFENSE	302	431
Total Plays	67	75
Average Per Play	4.5	5.7
Average Per Game	302.0	431.0
KICK RETURNS: #-Yards	2-40	2-41
PUNT RETURNS: #-Yards	0-0	0-0
INT RETURNS: #-Yards	1-43	2-0
KICK RETURN AVERAGE	20.0	20.5
PUNT RETURN AVERAGE	0.0	0.0
INT RETURN AVERAGE	43.0	0.0
FUMBLES-LOST	0-0	0-0
PENALTIES-Yards	2-30	9-78
Average Per Game	30.0	78.0
PUNTS-Yards	2-86	4-155
Average Per Punt	43.0	38.8
Net punt average	43.0	38.8
KICKOFFS-Yards	5-318	5-232
Average Per Kick	63.6	46.4
Net kick average	40.4	33.4
TIME OF POSSESSION/Game	29:03	30:57
3RD-DOWN Conversions	5/13	4/12
3rd-Down Pct	38%	33%
4TH-DOWN Conversions	2/3	2/2
4th-Down Pct	67%	100%
SACKS BY-Yards	1-2	4-25
MISC YARDS	0	0
TOUCHDOWNS SCORED	3	4
FIELD GOALS-ATTEMPTS	1-2	0-0
ON-SIDE KICKS	0-0	0-0
RED-ZONE SCORES	(4-4) 100%	(2-4) 50%
RED-ZONE TOUCHDOWNS	(3-4) 75%	(2-4) 50%
PAT-ATTEMPTS	(0-1) 0%	(3-4) 75%
ATTENDANCE	0	0
Games/Avg Per Game	0/0	1/0
Neutral Site Games		0/0





2020 Eastern Michigan Football Eastern Michigan Team Game-by-Game Comparison (as of Nov 05, 2020) All games



Opponent	Score	Total	First Downs			Rushing		Passing			Total Offense		Return	Turn-
			Rush	Pass	Pen	Number-Yards	Comp-Att-Int	Yards			Plays-Yards	Yards	Overs	
Kent State	23-27	20 / 28	5 / 13	12 / 13	3 / 2	32-61 / 46-212	21-35-2 / 21-29-1	241 / 219			67-302 / 75-431	83 / 41	2 / 1	
Ball State														
TOLEDO														
CENTRAL MICHIGAN														
Western Michigan														
NORTHERN ILLINOI														
Totals	23-27	20 / 28	5 / 13	12 / 13	3 / 2	32-61 / 46-212	21-35-2 / 21-29-1	241 / 219			67-302 / 75-431	83 / 41	2 / 1	
Opponent		3rd Down	4th Down	Time of Possession	TOP	Avg	Avg	Avg			Punting	Penalties		
Kent State	5-13 / 4-12	Conversions	Conversions		Margin	Yds/Rush	Yds/Pass	Yds/Play			Number-Avg	Number-Yards	Sacks	
Ball State		2-3 / 2-2	29:03 / 30:57	-1:54	1.9 / 4.6	6.9 / 7.6	4.5 / 5.7	2-43.0 / 4-38.8			2-30 / 9-78	1 / 4		
TOLEDO														
CENTRAL MICHIGAN														
Western Michigan														
NORTHERN ILLINOI														
Totals	5-13 / 4-12	2-3 / 2-2	29:03 / 30:57	-1:54	1.9 / 4.6	6.9 / 7.6	4.5 / 5.7	2-43.0 / 4-38.8			2-30 / 9-78	1 / 4		

Note: Game totals are displayed in the format TEAM/OPPONENT for each category





20-YARD PLUS PLAYS

Yd	Type	Player(s)	Opponent
43	INT	LAFLEUR, Noski	Kent State
35	Pass	BEYDOUN, Hassan from HUTCHINSON, Pr	Kent State
34	Rush	BOONE, Darius	Kent State
29	KR	WILLIAMS, Quian	Kent State
25	Pass	WILLIAMS, Quian from HUTCHINSON, Pres	Kent State

* touchdown scored on play

LONG PLAYS BY THE NUMBERS

Long Plays By Ya	No.	TD
100+	0	0
90-99	0	0
80-89	0	0
70-79	0	0
60-69	0	0
50-59	0	0
40-49	1	0
30-39	2	0
20-29	2	0

Long Plays By Ty	No.	TD
Rushing	1	0
Passing	2	0
Punt returns	0	0
Kick returns	1	0
Interceptions	1	0
Fumble returns	0	0
Other	0	0
TOTAL	5	0

20-YARD PLUS BY PLAYER

Player	No.	TD	R	P	KR	PR	IR	FR
WILLIAMS, Quian	2	0	0	1	1	0	0	0
BEYDOUN, Hassan	1	0	0	1	0	0	0	0
BOONE, Darius	1	0	1	0	0	0	0	0
LAFLEUR, Noski	1	0	0	0	0	0	1	0
TOTAL	5	0	1	2	1	0	1	0

LONGEST PLAYS OF THE YEAR

Rushing

34 BOONE, Darius vs Kent State (11/4/2020)

Rushing Touchdown

1 HUTCHINSON, Preston vs Kent State (11/4/2020)

Passing

35 BEYDOUN, Hassan from HUTCHINSON, Preston vs Kent State (11/4/2020)

Passing Touchdown

5 ODUKOYA, Thomas from HUTCHINSON, Preston vs Kent State (11/4/2020)

Punt Return

None

Kick Return

29 WILLIAMS, Quian vs Kent State (11/4/2020)

Interception Return

43 LAFLEUR, Noski vs Kent State (11/4/2020)

Fumble Return

None

Punt

48 JULIEN, Jake vs Kent State (11/4/2020)

Field Goal

34 RYLAND, Chad vs Kent State (11/4/2020)



3rd-Down Conversions

Date	Opponent	Score	Overall	1st Qtr	2nd Qtr	3rd Qtr	4th Qtr	Overtime
Nov 04, 202	at Kent State	L 23-27	5-13 38.5	0-2 0.0	1-4 25.0	2-5 40.0	2-2 100.0	
Nov 11, 202	at Ball State							
Nov 18, 202	TOLEDO							
Nov 27, 202	CENTRAL MICHIGAN							
Dec 05, 202	at Western Michigan							
Dec 12, 202	NORTHERN ILLINOIS							
	Eastern Michigan		5-13 38.5	0-2 0.0	1-4 25.0	2-5 40.0	2-2 100.0	0-0 0.0
	Opponents		4-12 33.3	0-3 0.0	1-2 50.0	0-2 0.0	3-5 60.0	0-0 0.0

4th-Down Conversions

Date	Opponent	Score	Overall	1st Qtr	2nd Qtr	3rd Qtr	4th Qtr	Overtime
Nov 04, 202	at Kent State	L 23-27	2-3 66.7	0-1 0.0	1-1 100.0	1-1 100.0	0-0 0.0	
Nov 11, 202	at Ball State							
Nov 18, 202	TOLEDO							
Nov 27, 202	CENTRAL MICHIGAN							
Dec 05, 202	at Western Michigan							
Dec 12, 202	NORTHERN ILLINOIS							
	Eastern Michigan		2-3 66.7	0-1 0.0	1-1 100.0	1-1 100.0	0-0 0.0	0-0 0.0
	Opponents		2-2 100.0	2-2 100.0	0-0 0.0	0-0 0.0	0-0 0.0	0-0 0.0

Time of Possession

Date	Opponent	Score	Overall	1st Qtr	2nd Qtr	3rd Qtr	4th Qtr	Overtime
Nov 04, 202	at Kent State	L 23-27	29:03	6:54	8:46	9:06	4:17	
Nov 11, 202	at Ball State							
Nov 18, 202	TOLEDO							
Nov 27, 202	CENTRAL MICHIGAN							
Dec 05, 202	at Western Michigan							
Dec 12, 202	NORTHERN ILLINOIS							
	Eastern Michigan	Total	29:03	6:54	8:46	9:06	4:17	0:00
		Avg.	29:03	6:54	8:46	9:06	4:17	0:00
	Opponents	Total	30:57	8:06	6:14	5:54	10:43	0:00

Eastern Michigan Inside Opponent Red-Zone

Date	Opponent	Score	Times			Total	Rush	Pass	FGs	Failed to score inside RZ					
			In RZ	Score	Pts					FGA	Dow	Int	Fum	Half	Gam
Nov 04, 202	at Kent State	L 23-27	4	4	23	3	1	2	1	0	0	0	0	0	0
Nov 11, 202	at Ball State														
Nov 18, 202	TOLEDO														
Nov 27, 202	CENTRAL MICHIGAN														
Dec 05, 202	at Western Michigan														
Dec 12, 202	NORTHERN ILLINOIS														
	Totals		4	4	23	3	1	2	1	0	0	0	0	0	0
	4 of 4 (100.0%)														

Opponents Inside Eastern Michigan Red-Zone

Date	Opponent	Score	Times			Total	Rush	Pass	FGs	Failed to score inside RZ					
			In RZ	Score	Pts					FGA	Dow	Int	Fum	Half	Gam
Nov 04, 202	at Kent State	L 23-27	4	2	13	2	1	1	0	0	0	1	0	1	0
Nov 11, 202	at Ball State														
Nov 18, 202	TOLEDO														
Nov 27, 202	CENTRAL MICHIGAN														
Dec 05, 202	at Western Michigan														
Dec 12, 202	NORTHERN ILLINOIS														
	Totals		4	2	13	2	1	1	0	0	0	1	0	1	0
	2 of 4 (50.0%)														





2020 EMU GAME NOTES

INDIVIDUAL GAME HIGHS

Rushes	11	HUTCHINSON, Preston at Kent State (Nov 04, 2020)
Yards Rushing	68	BOONE, Darius at Kent State (Nov 04, 2020)
TD Rushes	1	HUTCHINSON, Preston at Kent State (Nov 04, 2020)
Long Rush	34	BOONE, Darius at Kent State (Nov 04, 2020)
Pass attempts	35	HUTCHINSON, Preston at Kent State (Nov 04, 2020)
Pass completions	21	HUTCHINSON, Preston at Kent State (Nov 04, 2020)
Yards Passing	241	HUTCHINSON, Preston at Kent State (Nov 04, 2020)
TD Passes	2	HUTCHINSON, Preston at Kent State (Nov 04, 2020)
Long Pass	35	HUTCHINSON, Preston at Kent State (Nov 04, 2020)
Receptions	9	BEYDOUN, Hassan at Kent State (Nov 04, 2020)
Yards Receiving	112	BEYDOUN, Hassan at Kent State (Nov 04, 2020)
TD Receptions	2	ODUKOYA, Thomas at Kent State (Nov 04, 2020)
Long Reception	35	BEYDOUN, Hassan at Kent State (Nov 04, 2020)
Field Goals	1	RYLAND, Chad at Kent State (Nov 04, 2020)
Long Field Goal	34	RYLAND, Chad at Kent State (Nov 04, 2020)
Punts	2	JULIEN, Jake at Kent State (Nov 04, 2020)
Punting Avg	43.0	JULIEN, Jake at Kent State (Nov 04, 2020)
Long Punt	48	JULIEN, Jake at Kent State (Nov 04, 2020)
Punts inside 20	2	JULIEN, Jake at Kent State (Nov 04, 2020)
Long Punt Return	0	
Long Kickoff Return	29	WILLIAMS, Quian at Kent State (Nov 04, 2020)
Tackles	10	MYRICK, Terry at Kent State (Nov 04, 2020)
Sacks	1.0	RUSH, Turan at Kent State (Nov 04, 2020)
Tackles For Loss	2.0	RUSH, Turan at Kent State (Nov 04, 2020)
Interceptions	1	LAFLEUR, Noski at Kent State (Nov 04, 2020)

TEAM GAME HIGHS

Rushes	32	at Kent State (Nov 04, 2020)
Yards Rushing	61	at Kent State (Nov 04, 2020)
Yards Per Rush	1.9	at Kent State (Nov 04, 2020)
TD Rushes	1	at Kent State (Nov 04, 2020)
Pass attempts	35	at Kent State (Nov 04, 2020)
Pass completions	21	at Kent State (Nov 04, 2020)
Yards Passing	241	at Kent State (Nov 04, 2020)
Yards Per Pass	6.9	at Kent State (Nov 04, 2020)
TD Passes	2	at Kent State (Nov 04, 2020)
Total Plays	67	at Kent State (Nov 04, 2020)
Total Offense	302	at Kent State (Nov 04, 2020)
Yards Per Play	4.5	at Kent State (Nov 04, 2020)
Points	23	at Kent State (Nov 04, 2020)
Sacks By	1	at Kent State (Nov 04, 2020)
First Downs	20	at Kent State (Nov 04, 2020)
Penalties	2	at Kent State (Nov 04, 2020)
Penalty Yards	30	at Kent State (Nov 04, 2020)
Turnovers	2	at Kent State (Nov 04, 2020)
Interceptions By	1	at Kent State (Nov 04, 2020)
Punts	2	at Kent State (Nov 04, 2020)
Punting Avg	43.0	at Kent State (Nov 04, 2020)
Long Punt	48	at Kent State (Nov 04, 2020)
Punts inside 20	2	at Kent State (Nov 04, 2020)
Long Punt Return	0	

OPPONENT INDIVIDUAL GAME HIGHS

Rushes	16	COOPER, Marquez, at Kent State (Nov 04, 2020)
Yards Rushing	72	BRADFORD, Bryan, at Kent State (Nov 04, 2020)
TD Rushes	1	CRUM, Dustin, at Kent State (Nov 04, 2020)
		WILLIAMS, Xav., at Kent State (Nov 04, 2020)
Long Rush	33	WILLIAMS, Xav., at Kent State (Nov 04, 2020)
Pass attempts	29	CRUM, Dustin, at Kent State (Nov 04, 2020)
Pass completions	21	CRUM, Dustin, at Kent State (Nov 04, 2020)
Yards Passing	219	CRUM, Dustin, at Kent State (Nov 04, 2020)
TD Passes	2	CRUM, Dustin, at Kent State (Nov 04, 2020)
Long Pass	26	CRUM, Dustin, at Kent State (Nov 04, 2020)
Receptions	8	MCKOY, Isaiah, at Kent State (Nov 04, 2020)
Yards Receiving	104	MCKOY, Isaiah, at Kent State (Nov 04, 2020)
TD Receptions	1	WILLIAMS, Mark, at Kent State (Nov 04, 2020)
		MCKOY, Isaiah, at Kent State (Nov 04, 2020)
Long Reception	26	MCKOY, Isaiah, at Kent State (Nov 04, 2020)
Field Goals	0	
Long Field Goal	0	
Punts	4	HENZI, Ian, at Kent State (Nov 04, 2020)
Punting Avg	38.8	HENZI, Ian, at Kent State (Nov 04, 2020)
Long Punt	50	HENZI, Ian, at Kent State (Nov 04, 2020)
Punts inside 20	0	
Long Punt Return	0	
Long Kickoff Return	23	MCKOY, Isaiah, at Kent State (Nov 04, 2020)
Tackles	12	LAWRENCE-BURKE, at Kent State (Nov 04, 2020)
Sacks	2.0	GAMBLE, Kesean, at Kent State (Nov 04, 2020)
Tackles For Loss	3.0	GAMBLE, Kesean, at Kent State (Nov 04, 2020)
Interceptions	1	CLARK, Dean, at Kent State (Nov 04, 2020)
		SALAAM, Jerem., at Kent State (Nov 04, 2020)

OPPONENT TEAM GAME HIGHS

Rushes	46	at Kent State (Nov 04, 2020)
Yards Rushing	212	at Kent State (Nov 04, 2020)
Yards Per Rush	4.6	at Kent State (Nov 04, 2020)
TD Rushes	2	at Kent State (Nov 04, 2020)
Pass attempts	29	at Kent State (Nov 04, 2020)
Pass completions	21	at Kent State (Nov 04, 2020)
Yards Passing	219	at Kent State (Nov 04, 2020)
Yards Per Pass	7.6	at Kent State (Nov 04, 2020)
TD Passes	2	at Kent State (Nov 04, 2020)
Total Plays	75	at Kent State (Nov 04, 2020)
Total Offense	431	at Kent State (Nov 04, 2020)
Yards Per Play	5.7	at Kent State (Nov 04, 2020)
Points	27	at Kent State (Nov 04, 2020)
Sacks By	4	at Kent State (Nov 04, 2020)
First Downs	28	at Kent State (Nov 04, 2020)
Penalties	9	at Kent State (Nov 04, 2020)
Penalty Yards	78	at Kent State (Nov 04, 2020)
Turnovers	1	at Kent State (Nov 04, 2020)
Interceptions By	2	at Kent State (Nov 04, 2020)
Punts	4	at Kent State (Nov 04, 2020)
Punting Avg	38.8	at Kent State (Nov 04, 2020)
Long Punt	50	at Kent State (Nov 04, 2020)
Punts inside 20	0	
Long Punt Return	0	



GAME 1

Eastern Michigan	9	0	6	8	--	23
Kent State	13	7	0	7	--	27

Nov. 4, 2019 | Dix Stadium | Kent, Ohio | 6:05 p.m. ET | Attendance: N/A



Team Totals	EMU	KSU
FIRST DOWNS	20	28
Rushing	5	13
Passing	12	13
Penalty	3	2
NET YARDS RUSHING	61	212
Rushing Attempts	32	46
Average Per Rush	1.9	4.6
Rushing Touchdowns	1	2
Yards Gained Rushing	97	243
Yards Lost Rushing	36	31
NET YARDS PASSING	241	219
Completions-Attempts-Int	21-35-2	21-29-1
Average Per Attempt	6.9	7.6
Average Per Completion	11.5	10.4
Passing Touchdowns	2	2
TOTAL OFFENSE YARDS	302	431
Total offense plays	67	75
Average Gain Per Play	4.5	5.7
Fumbles: Number-Lost	0-0	0-0
Penalties: Number-Yards	2-30	9-78
PUNTS-YARDS	2-86	4-155
Average Yards Per Punt	43.0	38.8
Net Yards Per Punt	43.0	38.8
Inside 20	2	0
50+ Yards	0	1
Touchbacks	0	0
Fair catch	1	1
KICKOFFS-YARDS	5-318	5-232
Average Yards Per Kickoff	63.6	46.4
Net Yards Per Kickoff	40.4	33.4
Touchbacks	3	1
Fair Catch Yards	0	0
Punt returns: Number-Yards-TD	0-0-0	0-0-0
Average Per Return	0.0	0.0
Kickoff returns: Number-Yds-TD	2-40-0	2-41-0
Average Per Return	20.0	20.5
Interceptions: Number-Yds-TD	1-43-0	2-0-0
Fumble Returns: Number-Yds-TD	0-0-0	0-0-0
Miscellaneous Yards	0	0
Possession Time	29:03	30:57
1st Quarter	6:54	8:06
2nd Quarter	8:46	6:14
3rd Quarter	9:06	5:54
4th Quarter	4:17	10:43
Third-Down Conversions	5 of 13	4 of 12
Fourth-Down Conversions	2 of 3	2 of 2
Red-Zone Scores-Chances	4-4	2-4
Touchdowns	3-4	2-4
Field goals	1-4	0-4
Sacks By: Number-Yards	1-2	4-25
PAT Kicks	0-1	3-4
Field Goals	1-2	0-0
Points off turnovers	0	0

>>TAKING NOTE...

• Dustin Crum accounted for three touchdowns, leading Kent State to a 27-23 victory

• Crum threw an 9-yard pass to a wide-open Mark Williams in the end zone that capped scoring with 7:31 to play. Jeremiah Salaam then intercepted a Preston Hutchinson pass on Eastern Michigan's ensuing and final possession.

• Crum was 21-of-29 for 219 yards passing. He threw a 26-yard touchdown pass to Isaiah McKoy and ran for a 1-yard score in the first half. McKoy finished with eight catches for 104 yards.

• Hutchinson was 21-of-35 passing for 241 yards with a pair of touchdown passes to Thomas Odukoya, and had a 1-yard scoring run. Hassan Beydoun had nine receptions for 112 yards.

• Per COVID-19 guidelines, no fans were allowed inside 25,319-seat Dix Stadium.

• Neal Neathery's defensive unit was the star of the third quarter as it held Kent State scoreless for the entire frame out of the halftime intermission. In three possessions, the Golden Flashes were able to muster just 29 yards and had the ball for just 2:57 of clock time. Neathery's unit has now held its opponents scoreless in 10 of its last 26 games.

Second Half Surge Not Enough in Season-Opener

Eastern was led by numerous eye-popping offensive performances

KENT, Ohio (EMUEagles.com) – A second-half surge was not enough to lift the Eastern Michigan University football team over its Mid-American Conference East Division opponent, Kent State University, in the first game of both teams' shortened six-game schedule tonight, Nov. 4. The Golden Flashes trailed for just 4:24 of game time en route to a 27-23 win inside Dix Stadium.

Eastern (0-1; 0-1 MAC) saw tremendous individual performances on both sides of the ball as first-year starting quarterback, junior **Preston Hutchinson**, looked experienced and confident. He completed 21-of-35 pass attempts and amassed 241 yards through the air, which marks the best aerial performance for an EMU QB in a season-opener since Brogan Roback tossed for 267 yards against Charlotte in 2017. Helping the gunslinger was junior wideout **Hassan Beydoun**, who hauled in nine receptions, for 112 yards. His catch total ties a career-high. Senior tight end **Thomas Odukoya** also made a significant impact, setting new career-bests in receptions (2) and touchdowns (2). In the run game, freshman **Darius Boone** became the first freshman running back to rush for 65+ yards in a single game since Breck Turner (86) did it against Western Michigan in week seven of the 2016 campaign. Boone finished with 68 yards on nine carries.

Defensively, the senior duo of linebacker **Terry Myrick** and **Alvinoski LaFleur** led the Eastern effort with 10 tackles, and an interception, respectively. Myrick's double-digit tackling performance is the fourth of his career.

Kent State (1-0; 1-0 MAC) began the game with an efficient drive, quickly moving the ball into EMU territory after just three snaps. EMU recovered to force an early fourth down attempt at its own 26-yard line, although KSU was able to convert on a play-action fade to score the game's first touchdown and take an early lead, 7-0.

Junior returner **Quian Williams** brought high energy on the ensuing special teams play as he returned the kickoff 29 yards to the 50-yard line, setting up the EMU offense. **Chris Creighton** showed confidence in his new quarterback as he dropped back to complete his first pass attempt of the season to Beydoun, an eight-yard reception. Hutchinson tried for a long pass on the next play as he nearly found an open **Tanner Knue** deep in Kent State territory. Two plays later, it was EMU that went for a fourth-time conversion of its own, but it was unable to convert. Kent State eventually turned its good field position into a one-yard rushing TD to go up, 13-0, with 7:45 on the clock.

The EMU offense was able to convert in its next possession. Boone picked up the first chain-mover of the season for Eastern via a 13-yard pickup through the air. The passing game continued to impress on the next snap as Beydoun hauled in a 19-yard completion to get the Eagles to the Kent State 25-yard line. Beydoun followed up with 17 more yards two plays later to get the Eagles to the Kent 10. Although the Eagles were unable to record a touchdown, junior kicker **Chad Ryland** was able to nail a 34-yard field goal attempt to get Eastern on the board, 13-3.

The EMU field goal helped energize the Eagles' defense, who forced a quick three-and-out by the Golden Flashes in the next series. Hutchinson and Co. again moved efficiently in their third possession. Boone got in on the action with the best run of the night, a 34-yard pickup that got EMU inside the red zone. Two more runs by Boone added 14 more yards to his night and gave EMU a first down at the KSU five-yard line. From there, it was Odukoya who took control as he hauled in a five-yard pass to score EMU's first touchdown of the season and bring the Eagles within four, 13-9.

Kent State grabbed the momentum in the early portion of the second quarter as it capped off a six-play, 73-yard drive just 90 seconds into the start of the period to give itself a 20-9 advantage. Although Eastern showed steady offense in its next possession, its chance to score was cut short when KSU's Dean Clark corralled a one-handed interception on a ball thrown by Hutchinson.

With confidence and the ball, Kent again marched into Eastern territory. Undeterred, the EMU defense rose up, registering an interception and 43-yard return of its own when LaFleur collected his second-career pick with 6:46 remaining in the half. With the ball back in hand, the Eastern offense was able to move it to the Kent 34-yard line before Ryland missed a 52-yard field goal.

Defensively, Eastern was able to end the half on a high note, keeping Kent off the board and keeping its lead at just 11, 20-9. Myrick paced EMU with seven tackles heading into the break.

Neal Neathery's defensive unit was the star of the third quarter as it held Kent State scoreless for the entire frame out of the halftime intermission. In three possessions, the Golden Flashes were able to muster just 29 yards and had the ball for just 2:57 of clock time. Neathery's unit has now held its opponents scoreless in 10 of its last 26 games.

Offensively, Eastern did its part as well. After a punt ended its first possession of the third quarter, the Eagles quickly rebounded on try number two. A near-perfect attack saw Hutchinson engineer a 10-play, 69-yard set that concluded with a one-yard QB keeper, a score that brought EMU within five, 20-15.

The two squads punted during the next three possessions, respectively, before EMU's offense struck again, this time at the front-end of the fourth quarter. The Eagles needed just five plays to move the ball 55 yards for a score. Yet another reception by Beydoun, this time for 35-yards, which tied a career-best, put the Eagles in prime position. Just three plays later, Hutchinson found his top-tier tight end, Odukoya, in the end zone again. The three-yard touchdown pass was the second for the duo on the night, and gave Eastern its first lead of the game, 21-20. EMU added a successful two-point conversion to extend its lead to a field goal, 23-20.

Although it appeared to have the momentum, Kent State continued to fight throughout the fourth quarter until it eventually took the lead, 27-23, with 7:31 left. Although EMU got the ball back with time remaining, the Golden Flashes all-but sealed the deal when it picked off Hutchinson for the second time of the night. From there, Kent State was able to run out the clock and record the victory, 27-23.

>>Scoring Summary

Qtr	Time	Team	Scoring Play	Plays	TOP	Score
1st	10:43	KENTST	MCKOY, Isaiah 26 yd pass from CRUM, Dustin (PHILLIS, Seth kick)	11-79	4:17	0-7
1st	07:45	KENTST	CRUM, Dustin 1 yd run (PHILLIS, Seth kick failed)	8-58	2:05	0-13
1st	04:12	EMU	RYLAND, Chad 34 yd field goal	9-43	3:26	3-13
1st	00:30	EMU	ODUKOYA, Thomas 5 yd pass from HUTCHINSON, Preston (RYLAND, Chad kick failed)	6-74	2:28	9-13
2nd	13:17	KENTST	WILLIAMS, Xav. 33 yd run (PHILLIS, Seth kick)	6-73	2:06	9-20
3rd	02:57	EMU	HUTCHINSON, Preston 1 yd run (SMITH, DJ rush failed)	10-69	3:38	15-20
4th	11:55	EMU	ODUKOYA, Thomas 3 yd pass from HUTCHINSON, Preston (WRIGHT, Donovan pass from HUTCHINSON, P.)	4-55	1:59	23-20
4th	07:31	KENTST	WILLIAMS, Mark 9 yd pass from CRUM, Dustin (PHILLIS, Seth kick)	11-75	4:24	23-27

EASTERN MICHIGAN

RUSHING	No.	Net	TD	Lg	Avg.
BOONE, Darius	9	68	0	34	7.6
GRISSELL, Jarius	4	9	0	5	2.2
SMITH, DJ	8	0	0	2	0.0
HUTCHINSON, Preston	11	-16	1	5	-1.5
Totals...	32	61	1	34	1.9

PASSING	Cmp	Att	Int	Yds	TD	Long
HUTCHINSON, Preston	21	35	2	241	2	35
Totals...	21	35	2	241	2	35

RECEIVING	No.	Yds	TD	Lg
BEYDOUN, Hassan	9	112	0	35
WILLIAMS, Quian	4	51	0	25
KNUE, Tanner	4	45	0	19
ODUKOYA, Thomas	2	8	2	5
BOONE, Darius	1	13	0	13
OAKES, Gunnar	1	12	0	12
Totals...	21	241	2	35

PUNTING	No.	Yds	Avg	Long	In 20	TB
JULIEN, Jake	2	86	43.0	48	2	0
Totals...	2	86	43.0	48	2	0

KENT STATE

RUSHING	No.	Net	TD	Lg	Avg.
BRADFORD, Bryan	12	72	0	24	6.0
COOPER, Marquez	16	58	0	11	3.6
WILLIAMS, Xav.	7	55	1	33	7.9
CRUM, Dustin	8	35	1	12	4.4
TEAM	3	-8	0	0	-2.7
Totals...	46	212	2	33	4.6

PASSING	Cmp	Att	Int	Yds	TD	Long
CRUM, Dustin	21	29	1	219	2	26
Totals...	21	29	1	219	2	26

RECEIVING	No.	Yds	TD	Lg
MCKOY, Isaiah	8	104	1	26
CEPHAS, Dante	6	47	0	15
POKE, Ja'Shaun	3	40	0	18
VANCE, Isaac	3	19	0	9
WILLIAMS, Mark	1	9	1	9
Totals...	21	219	2	26

PUNTING	No.	Yds	Avg	Long	In 20	TB
HENZI, Ian	4	155	38.8	50	0	0
Totals...	4	155	38.8	50	0	0





Career Bests

PASSING

1 - Jairus Grissom

Pass attempts: 5, vs. Western Michigan, Oct. 19, 2019
 Pass completions: 4, vs. Western Michigan, Oct. 19, 2019
 Pass yards: 50, vs. Western Michigan, Oct. 19, 2019
 Long pass: 34, vs. Western Michigan, Oct. 19, 2019
 Total offense attempts: 9, vs. Western Michigan, Oct. 19, 2019 (4 rush, 5 pass)
 Total offense yards: 67, vs. Western Michigan, Oct. 19, 2019 (17 rush, 50 pass)

7 - Isaac Stiebling

Pass attempts: 16, Bowling Green, Nov. 21, 2017
 Pass completions: 8, Bowling Green, Nov. 21, 2017
 Pass yards: 49, Bowling Green, Nov. 21, 2017
 Long pass: 10, Bowling Green, Nov. 21, 2017
 Total offense attempts: 59, Bowling Green, Nov. 21, 2017 (43 rush, 16 pass)
 Total offense yards: 97, Bowling Green, Nov. 21, 2017 (48 rush, 49 pass)

10 - Preston Hutchinson

Pass attempts: 36, vs. Western Michigan, Oct. 19, 2019
 Pass completions: 31, vs. Western Michigan, Oct. 19, 2019
 Pass yards: 357, vs. Western Michigan, Oct. 19, 2019
 Touchdown passes: 3, vs. Western Michigan, Oct. 19, 2019
 Long pass: 37, vs. Western Michigan, Oct. 19, 2019
 Total offense attempts: 49, vs. Western Michigan, Oct. 19, 2019 (9 rush, 357 pass)
 Total offense yards: 366, vs. Western Michigan, Oct. 19, 2019 (9 rush, 357 pass)

RUSHING

1 - Jairus Grissom

Rush attempts: 4, three times
 Rush yards: 52, at Illinois, Sept. 14, 2010
 Rush TDs: 1, vs. Monmouth, Aug. 31, 2018
 Long rush: 52, at Illinois, Sept. 14, 2010

10 - Preston Hutchinson

Rush attempts: 13, vs. WMU (Oct. 19, 2019)
 Rush yards: 9, vs. WMU (Oct. 19, 2019)
 Rush TDs: 1, three times
 Long rush: 6, vs. WMU (Oct. 19, 2019)

22 - Karmi Mackey

Rush attempts: 3, at Kent St., Nov. 23, 2018
 Rush yards: 12, vs. Akron, Nov. 10, 2018
 Long rush: 12, vs. Akron, Nov. 10, 2018

27 - Darius Boone Jr.

Rush attempts: 9, at Kent State, Nov. 4, 2020
 Rush yards: 68, at Kent State, Nov. 4, 2020
 Long rush: 34, at Kent State, Nov. 4, 2020

33 - DJ Smith

Rush attempts: 8, at Kent State, Nov. 4, 2020
 Rush yards: 0, at Kent State, Nov. 4, 2020
 Long rush: 2, at Kent State, Nov. 4, 2020

RECEIVING

1 - Jairus Grissom

Receptions: 2, vs. Ball St., Oct. 12, 2019
 Receiving Yards: 17, vs. Ball St., Oct. 12, 2019
 Receiving TDs: 1, vs. Ball St., Oct. 12, 2019
 Long Reception: 15, vs. Ball St., Oct. 12, 2019

2 - Thomas Odukoya

Receptions: 2, at Kent State, Nov. 4, 2020
 Receiving yards: 10, at CMU, Oct. 5, 2019
 Receiving TDs: 2, at Kent State, Nov. 4, 2020
 Long reception: 10, at CMU, Oct. 5, 2019

4 - Hassan Beydoun

Receptions: 9, twice
 Receiving yards: 113, vs. Pittsburgh, Dec. 26, 2019
 Receiving TDs: 1, vs. Central Conn., Sept. 21, 2019
 Long reception: 35, twice

22 - Karmi Mackey

Receptions: 1, vs. Georgia Southern, Dec. 15, 2018
 Receiving yards: 5, vs. Georgia Southern, Dec. 15, 2018
 Long reception: 5, vs. Georgia Southern, Dec. 15, 2018

24 - Tanner Knue

Receptions: 4, at Kent State, Nov. 4, 2020
 Receiving yards: 45, at Kent State, Nov. 4, 2020
 Long reception: 19, at Kent State, Nov. 4, 2020

27 - Darius Boone

Receptions: 1, at Kent State, Nov. 4, 2020
 Receiving yards: 13, at Kent State, Nov. 4, 2020
 Long reception: 13, at Kent State, Nov. 4, 2020

80 - Dylan Drummond

Receptions: 8, vs. WMU, Oct. 19, 2019
 Receiving yards: 72, vs. Ball St., Oct. 12, 2019
 Receiving TDs: 2, at Coastal Carolina, Aug. 31, 2019
 Long reception: 27, twice

81 - Quian Williams

Receptions: 9, at Toledo, Oct. 26, 2019
 Receiving yards: 115, vs. Central Conn., Sept. 21, 2019
 Receiving TDs: 2, vs. Central Conn., Sept. 21, 2019
 Long reception: 50, vs. Pittsburgh, Dec. 26, 2019

82 - Gunnar Oakes

Receptions: 4, at Purdue, Sept. 8, 2018
 Receiving yards: 48, at Toledo, Oct. 26, 2019
 Receiving TDs: 1, at WMU, Oct. 6, 2018
 Long reception: 42, vs. Toledo, Oct. 13, 2018

86 - Bryson Cannon

Receptions: 4, at Illinois, Sept. 14, 2019
 Receiving yards: 60, at Illinois, Sept. 14, 2019
 Receiving TDs: 1, twice
 Long reception: 24, at Illinois, Sept. 14, 2019

DEFENSE

3 - Timarcus Simpson

Tackles: 1, vs. Monmouth, Aug. 31, 2018

5 - Korey Hernandez

Tackles: 4, twice
 TFL: 1.0, at Coastal Carolina, Aug. 31, 2019
 Interception: 1, at Illinois, Sept. 14, 2019

6 - Alvinoski LaFleur

Tackles: 3, four times
 TFLs: 0.5, at Kentucky, Sept. 7, 2019
 Interception: 1, twice
 Sacks: 0.5, at Kentucky, Sept. 7, 2019

7 - Freddie McGee

Tackles: 5, three times
 Interception: 1, vs. Northern Illinois, Sept. 29, 2018
 TFL: 0.5, at Coastal Carolina, Aug. 31, 2019
 Fumble Recovery: 1, vs. Akron, Nov. 1, 2018

9 - Carthell Flowers

Tackles: 5, vs. Monmouth, Aug. 31, 2018

10 - Tariq Speights

Tackles: 7, at Kent State, Nov. 4, 2020

12 - Jeff Hubbard

Tackles: 4, at Coastal Carolina, Aug. 31, 2019
 Interception: 1, twice
 TFLs: 0.5, at Illinois, Sept. 14, 2019

13 - Russell Vaden

Tackles: 8, at Kent State, Nov. 4, 2020
 TFL: 1.0, at NIU, Nov. 19, 2019

15 - Jerodd Vines

Tackles: 5, at NIU, Nov. 19, 2019
 TFLs: 1.0, vs. Ball State, Oct. 12, 2019
 QB Hurries: 1, at Illinois, Sept. 14, 2019

17 - Mark Lee Jr.

Tackles: 1, vs. Kent State, Nov. 4, 2020

21 - Robert Daniel

Tackles: 1, vs. Ball State, Oct. 12, 2019

23 - Blake Bogan

Tackles: 7, twice
 TFLs: 0.5, vs. Kent State, Nov. 29, 2019
 Fumbles Forced: 1, vs. Kent State, Nov. 29, 2019
 Fumbles Recovered: 1, vs. Kent State, Nov. 29, 2019
 Interception: 1, twice

29 - Kempton Shine

Tackles: 4, vs. Central Conn., Sept. 21, 2019

32 - Terry Myrick

Tackles: 11, twice
 Sacks: 1.0, three times
 TFL: 2.5, vs. Kent State, Nov. 29, 2019
 Fumbles Forced: 1, at Kentucky, Sept. 7, 2019

44 - Luke Cameron

Tackles: 2, vs. Kent State, Nov. 4, 2020

51 - Aaron Hamilton

Tackles: 4, at Toledo, Oct. 26, 2019

53 - Matthew Bushman

Tackles: 3, at Coastal Carolina, Aug. 31, 2019

55 - Jose Ramirez

Tackles: 3, vs. Kent State, Nov. 4, 2020

57 - Michael Smith Jr.

Tackles: 5, vs. Kent State, Nov. 29, 2019

58 - Carter Stagner

Tackles: 2, vs. Kent State, Nov. 4, 2020

90 - Grant Trueman

Tackles: 3, vs. Kent State, Nov. 4, 2020

91 - Clay Holford

Tackles: 6, vs. Army, Oct. 27, 2018
 TFL: 1.0, vs. NIU, Nov. 16, 2016
 Interceptions: 1, at Coastal Carolina, Aug. 31, 2019
 QB Hurries: 2, vs. MVSU, Sept. 2, 2016

92 - Alex Merritt

Tackles: 4, at Kent State, Nov. 4, 2020
 TFLs: 0.5, twice
 Sacks: 0.5, vs. Kent State, Nov. 29, 2019

93 - Jordan Crawford

Tackles: 2, vs. Kent State, Nov. 4, 2020

97 - Mikey Haney

Tackles: 11, vs. Buffalo, Nov. 2, 2019
 TFLs: 1.0, at Illinois, Sept. 14, 2019
 Sacks: 1.0, at Illinois, Sept. 14, 2019

98 - Woo Scott

Tackles: 8, vs. WMU, Oct. 19, 2019
 Sacks: 1.0, vs. GA Southern, Dec. 15, 2018
 TLF: 1.0, vs. GA Southern, Dec. 15, 2018

99 - Turan Rush

Tackles: 6, at Toledo, Oct. 26, 2019
 Sacks: 2.0, vs. Ball State, Oct. 12, 2019
 TFL: 2.0, twice
 Fumbles Forced: 1, twice
 Fumbles Recovered: 1, at Kentucky, Sept. 7, 2019
 Pass Breakups: 1, twice





ONE SCORE GAMES (166-166)

10-29-1892	at Michigan Jr. Laws	W	6-4
1893	at Detroit H.S.	W	14-10
10-4-1894	at Ann Arbor H.S.	W	10-12
10-4-1895	at Atlanta	W	9-8
11-16-1895	at Detroit A.C.	L	12-16
10-8-1898	MICHIGAN STATE	L	6-11
11-15-1898	at Ypsilanti H.S.	W	7-0
10-19-1901	at Mich. Alkali Works	W	6-5
10-26-1901	MICH. FRESHMEN	L	6-12
11-2-1901	at Mich. Alkali Works	W	12-10
11-30-1901	MICH. SCHOOL-DEAF	W	10-5
10-10-1903	at Detroit	L	0-6
10-31-1903	DETROIT BUS. UNIV	W	10-6
11-12-1903	DETROIT COLLEGE	W	5-0
11-24-1903	at Hillsdale	L	11-12
10-22-1904	at Mich. School-Deaf	W	18-11
11-24-1904	HILLSDALE	W	12-11
11-4-1905	at Mich. School-Deaf	W	6-5
10-25-1906	DETROIT	W	6-0
11-3-1906	at Adrian	W	6-0
11-27-1906	HILLSDALE	W	10-6
10-26-1907	DETROIT	W	7-0
11-9-1907	at Kalamazoo	L	0-6
11-23-1907	at Hillsdale	L	4-7
10-10-1908	MICH. SCHOOL-DEAF	W	5-0
10-23-1908	ALMA	L	0-5
10-31-1908	at Adrian	L	0-4
10-16-1909	at Alma	L	0-5
10-30-1909	ADRIAN	L	2-6
11-13-1909	at Detroit	L	8-9
10-22-1910	DET. UNIV. SCHOOL	L	0-6
11-19-1910	HILLSDALE	L	0-6
10-28-1911	ALUMNI GAME	W	6-0
11-9-1911	DETROIT	L	0-6
11-15-1912	WESTERN MICHIGAN	W	7-0
11-1-1913	at Western Michigan	L	6-12
11-22-1913	at Hillsdale	W	6-0
10-10-1914	at Michigan Freshmen	L	0-7
11-20-1915	at Hillsdale	L	0-6
10-7-1916	ALMA	L	0-6
10-28-1916	at Detroit	L	12-6
11-10-1917	MICHIGAN STATE FROSH.	L	7-13
11-2-1918	at U-M Army Corps	L	6-7
11-22-1919	at Hillsdale	L	0-1
10-16-1920	CENTRAL MICHIGAN	W	7-6
10-23-1920	at Alma	L	12-6
10-15-1921	at Central Michigan	W	7-6
10-22-1921	ALMA	L	0-7
11-12-1921	at Hillsdale	W	13-7
11-11-1922	OLIVET	W	6-0
10-4-1924	TOLEDO	L	0-7
10-11-1924	at Hillsdale	L	13-14
11-22-1924	OLIVET	W	12-6
10-17-1925	ALBION	W	6-0
10-31-1925	FERRIS STATE	W	6-0
11-21-1925	at Kalamazoo	W	7-6
10-2-1926	DETROIT FRESHMEN	W	6-0
10-16-1926	at Detroit City College	W	6-0
10-29-1927	CENTRAL MICHIGAN	W	6-0
11-12-1927	at Western Michigan	W	6-0
10-19-1929	NOTRE DAME "B"	W	13-7
11-9-1929	MICHIGAN "B"	L	14-18
9-27-1930	at Michigan	L	0-7
9-30-1932	at Detroit	L	7-13
11-13-1932	NORTHERN IOWA	L	6-12
10-13-1933	ST. VIATOR	W	13-8
10-21-1933	CENTRAL MICHIGAN	W	13-7
10-4-1933	SOUTH DAKOTA STATE	L	7-13
10-20-1934	at Central Michigan	L	12-13
11-10-1934	FERRIS STATE	W	9-7
9-28-1935	at Northern Michigan	L	0-2
10-12-1935	NORTHERN IOWA	W	3-0
10-19-1935	CENTRAL MICHIGAN	W	7-0
11-9-1935	INDIANA STATE	W	10-7
9-26-1936	BALL STATE	W	6-0
10-10-1936	at Bowling Green	L	0-6
10-24-1936	at Central Michigan	L	13-7
10-31-1936	at Valparaiso	W	7-6
11-19-1936	ILLINOIS STATE	W	19-13
11-14-1936	at Indiana State	W	19-13
9-25-1937	at Ball State	W	13-6
11-6-1937	at Wayne State	L	0-7
10-7-1938	at Illinois State	W	12-6
10-21-1938	at Central Michigan	L	6-7
10-13-1939	WAYNE STATE	W	7-9
11-4-1939	at Wayne State	W	13-6
10-11-1941	at Kalamazoo	L	0-7
10-24-1941	CENTRAL MICHIGAN	L	6-12
10-1-1942	HOPE	W	13-9
10-9-1942	ILLINOIS STATE	W	14-7
10-29-1942	HILLSDALE	W	19-13
10-6-1945	ALBION	W	6-0
10-27-1945	at Hillsdale	W	6-0
11-3-1945	at Albion	W	6-0
11-9-1945	at Wayne State	W	14-13
10-11-1946	ALMA	W	6-0
11-2-1946	ALBION	W	13-6
10-3-1947	ILLINOIS STATE	L	0-6
10-18-1947	HOPE	L	7-12
10-9-1948	NORTHERN MICHIGAN	W	6-0
10-29-1948	NORTHERN ILLINOIS	L	7-10
11-6-1948	CENTRAL MICHIGAN	W	6-0
9-24-1949	at Northern Michigan	L	0-6
10-6-1951	at Eastern Illinois	L	12-19
10-20-1951	CENTRAL MICHIGAN	L	13-19
9-19-1952	at Hope	W	13-6
10-4-1952	WESTERN ILLINOIS	L	13-20
10-11-1952	EASTERN ILLINOIS	W	13-7
10-3-1953	WAYNE STATE	W	13-6
10-1-1954	WAYNE STATE	W	7-0
10-7-1955	at Western Illinois	W	6-2
10-22-1955	SOUTHERN ILLINOIS	W	7-2
10-29-1955	at Eastern Illinois	W	14-7
11-12-1955	at Northern Illinois	W	13-6
10-20-1956	at Southern Illinois	L	7-14
10-5-1957	at Youngstown State	L	6-13
11-11-1958	at Central Michigan	L	6-7
10-25-1958	at Southern Illinois	L	9-13
11-1-1958	at Northern Illinois	W	15-7
11-15-1958	ST. JOSEPH'S	L	0-3
10-7-1959	ILLINOIS STATE	W	13-7
10-21-1961	CENTRAL MICHIGAN	L	11-13
10-28-1961	at Eastern Illinois	L	0-7
11-4-1961	SOUTHERN ILLINOIS	L	14-20
9-28-1962	KALAMAZOO	L	6-13
10-6-1962	at Illinois State	L	19-20
9-28-1963	at Kalamazoo	W	13-12
9-26-1964	ADRIAN	W	7-0
10-10-1964	at John Carroll	L	3-7
11-14-1964	at Ashland	L	7-13
10-1-1965	OHIO NORTHERN	L	0-7
10-8-1965	JOHN CARROLL	L	6-7
10-21-1967	at Ferris State	W	13-6
11-4-1967	at UL-Monroe	L	10-12

KENTUCKY STATE	W	7-0
AKRON	W	10-3
at Indiana State	L	13-14
INDIANA STATE	W	25-21
at Northern Michigan	W	14-8
at Idaho State	W	23-22
WESTERN KENTUCKY	W	17-14
IDAHO STATE	L	14-21
at Louisiana Tech	L	17-24
BALL STATE	W	17-14
LOUISIANA TECH	W	21-19
WESTERN MICHIGAN	W	20-19
UL-MONROE	L	14-17
at Arkansas State	L	7-14
at Weber State	L	14-21
at UL-Monroe	W	27-24
WESTERN ILLINOIS	L	14-17
at Youngstown State	L	14-15
at Central Michigan*	L	3-9
McNEESE STATE	W	9-7
at Ohio*	L	22-23
at Toledo*	W	17-12
at Illinois State	L	13-14
KENT STATE*	W	14-10
at Bowling Green*	W	18-16
AKRON	L	7-14
MIAMI*	L	12-18
at Kent State*	L	7-13
at Akron	L	7-14
CENTRAL MICHIGAN*	L	8-13
at Toledo*	L	19-20
OHIO*	L	13-14
KENT STATE*	W	9-7
MARSHALL	W	7-3
BOWLING GREEN*	L	21-26
at Western Michigan*	L	10-14
OHIO*	L	13-16
BALL STATE*	L	10-17
KENT STATE*	W	20-18
YOUNGSTOWN STATE	W	27-22
at Akron	L	12-16
at Ohio*	W	27-21
at Central Michigan*	L	10-17
at Ball State*	W	27-24
NORTHERN ILLINOIS*	L	0-3
WESTERN MICHIGAN*	W	21-14
at Youngstown State	W	18-17
AKRON	W	24-21
KENT STATE*	L	16-20
at Toledo*	L	18-23
OHIO*	W	33-31
BALL STATE*	W	14-7
at Northern Illinois	L	14-21
at Akron	L	16-17
at Kent State*	W	23-21
NORTHERN ILLINOIS	W	32-31
BALL STATE*	W	35-28
at Western Michigan*	W	23-17
San Jose State	W	30-27
MIAMI*	W	24-17
at Youngstown State	W	17-12
KENT STATE*	W	21-14
at Ball State*	W	16-12
WESTERN MICHIGAN*	L	24-31
TOLEDO*	W	20-19
at Ohio*	W	30-25
at Western Michigan*	W	21-20
LIBERTY	L	24-25
at Ball State*	L	17-23
WESTERN MICHIGAN*	W	27-24
OHIO*	W	21-18
CENTRAL MICHIGAN*	L	12-16
BALL STATE*	L	13-20
at Kent State*	L	24-25
LOUISIANA TECH	L	14-17
at Kent State*	W	21-20
BALL STATE*	L	8-10
at Ohio*	W	13-10
TOLEDO*	L	14-21
KENT STATE*	L	14-17
at Western Michigan*	L	19-20
OHIO*	W	7-6
TEMPLE	L	28-31
WESTERN ILLINOIS	W	16-14
KENT STATE*	W	20-15
at Central Michigan*	W	28-21
WESTERN MICHIGAN*	L	20-21
BALL STATE*	L	13-18
OHIO*	L	10-12
CENTRAL MICHIGAN*	L	29-30
MIAMI*	L	17-21
TEMPLE	L	24-28
at Western Michigan*	W	19-12
at Ohio*	L	0-7
AKRON*	W	20-17
at Toledo*	L	35-38
KENT STATE*	L	38-41
at Central Michigan*	W	31-24
BALL STATE*	W	38-32
WESTERN MICHIGAN*	L	38-41
NORTHERN IOWA	L	10-13
at Ball State*	W	13-7
MARSHALL*	L	23-26
TOLEDO*	W	10-7
WESTERN MICHIGAN*	LOT	37-40
OHIO*	W	27-26
at Toledo*	W	20-13
at Central Michigan*	L	26-29
at Northern Illinois*	L	23-30
UCONN	W	32-25
SE MISSOURI STATE	W	16-12
INDIANA STATE	L	14-21
BUFFALO*	W	24-20
at Central Michigan*	L	30-35
at Akron*	L3OT	62-65
SOUTHEAST MISSOURI ST	W	35-32
at Western Ill.	W2OT	48-45
at Western Michigan*	L	31-33
EAST TENNESSEE STATE	W	28-21
at Akron*	L	17-24
CENTRAL FLORIDA*	W	19-13
BUFFALO*	W	37-34
EASTERN ILLINOIS	L	28-31
IDAHO	L	41-45
at Ball State*	W	31-24
at Western Michigan*	W	35-31
CENTRAL MICHIGAN*	W4OT	61-58
at Cincinnati	L	26-28
at Central Michigan*	WOT	23-20
KENT STATE*	W	27-20
MIAMI*	L	23-24
BALL STATE*	L	25-26
CENTRAL MICHIGAN*	LOT	17-24
at Bowling Green*	L	21-24
TOLEDO*	W	17-13
at Western Michigan*	L	15-18

4-14-2006	OHIO*	L	10-16
9-15-2007	at Northern Illinois*	W	21-19
10-13-2007	at Ohio*	L	42-48
11-9-2007	BOWLING GREEN*	L	32-39
11-16-2007	at Central Michigan*	W	48-45
1-4-2008	at Bowling Green*	W	24-21
11-10-2008	at Army*	L	13-17
10-18-2008	AKRON*	L	35-42
11-22-2008	at Temple*	L	52-55
11-28-2008	CENTRAL MICHIGAN*	W	56-52
9-12-2009	at Northwestern	L	24-27
10-24-2009	BALL STATE*	L	27-29
11-27-2009	at Akron*	L	21-28
4-10-2010	ARMY	L	27-31
9-11-2010	at Miami*	L	21-28
10-16-2010	at Ball State*	WOT	41-38
11-20-2010	at Buffalo*	W	21-17
9-10-2011	ALABAMA STATE	W	14-7
10-15-2011	at Central Michigan*	W	35-28
10-22-2011	WESTERN MICHIGAN*	W	14-10
11-5-2011	BALL STATE*	L	31-33
11-19-2011	at Kent State*	L	22-28
11-25-2011	at Northern Illinois*	L	12-18
11-10-2012	CENTRAL MICHIGAN*	L	31-34
11-17-2012	at Western Michigan*	W	29-23
11-9-2013	WESTERN MICHIGAN*	WOT	35-32
8-30-2014	MORGAN STATE	W	31-28
9-5-2015	OLD DOMINION	L	34-38
11-27-2015	at Central Michigan*	L	28-35
9-23-2016	WYOMING	W	27-24
10-1-2016	at Bowling Green*	W	28-25
10-8-2016	TOLEDO*	L	20-35
10-15-2016	at Ohio*	W	27-20
11-8-2016	at Ball State*	W	48-41
11-16-2016	NORTHERN ILLINOIS*	LOT	48-41
11-22-2016	CENTRAL MICHIGAN*	W	26-21
12-23-2016	at Old Dominion	L	20-24
9-9-2017	at Rutgers	W	16-13
9-23-2017	OHIO*	L2OT	20-27
9-30-2017	at Kentucky	L	20-24
10-7-2017	at Toledo	L	15-20
10-14-2017	at Army West Point	L	17-28
10-21-2017	WESTERN MICHIGAN*	LOT	27-20
10-26-2017	at Northern Illinois*	LOT	27-30
11-15-2017	at Miami*	W	27-24
11-21-2017	BOWLING GREEN*	W	34-31
9-8-2018	at Purdue	W	20-19
9-15-2018	at Buffalo*	L	28-35
9-22-2018	at San Diego State	LOT	20-23
9-29-2018	NORTHERN ILLINOIS*	L3OT	23-26
10-6-2018	at Western Michigan.*	L	24-27
10-13-2018	TOLEDO*	W	28-26
12-15-2018	vs. Georgia Southern	L	21-23
8-31-2019	at Coastal Carolina	W	30-23
9-14-2019	at Illinois	W	34-31
9-21-2019	CENTRAL CONNECTICUT	W	34-29
10-12-2019	BALL STATE	L	23-29
10-15-2019	WESTERN MICHIGAN	W	34-27
10-26-2019	at Toledo*	LOT	34-37
11-29-2019	KENT STATE	L	26-34
12-26-2020	vs. Pittsburgh	L	30-34
11-14-2020	at Kent State	L	23-27



2020 EMU GAME NOTES

BALL ST. (BSU leads, 35-24-2)				KENT STATE (KSU leads, 19-14)				NORTHERN ILLINOIS (NIU leads, 33-15-2)				WESTERN MICH. (WMU leads 34-19-2)			
10-12-2019	BSU* #	L,	23-29	11-06-1976	CMU*	W,	30-27	11-19-2019	at NIU*	W,	45-17	10-19-2019	WMU*	W,	34-27
10-20-2018	at BSU*	W,	42-20	10-11-1975	at CMU	L,	7-20	09-29-2018	NIU*	L3OT,	23-26	10-06-2018	at WMU*	L	24-27
11-02-2017	BSU*	W,	56-14	11-02-1974	CMU	L,	13-28	10-03-1998	at KSU*	W,	26-17	10-06-1990	at Toledo*	L	23-37
11-08-2016	at BSU*	W,	48-41	11-3-1973	at CMU	W,	21-31	09-20-1997	KSU*	L,	38-41	10-07-1989	TOLEDO*#	W,	31-14
09-19-2015	BSU*	L,	17-28	11-18-1972	at CMU	L,	28-3	10-26-1996	KSU* #	W,	51-10	11-05-1988	TOLEDO*	W,	20-19
11-22-2014	at BSU*	L,	30-45	11-02-1963	CMU#	L,	20-55	11-18-1995	at KSU*	W,	41-7	11-05-1987	at Toledo*	W,	38-9
09-21-2013	BSU*	L,	20-51	10-20-1962	at CMU	L,	11-13	10-8-1994	at KSU*	W,	24-10	10-04-1986	at Toledo*	L	18-23
08-30-2012	at BSU*	L,	26-37	10-21-1961	CMU#	L,	6-7	10-09-1993	KSU* #	W,	20-15	10-05-1985	TOLEDO*	W,	21-10
11-5-2011	BSU*	L,	31-33	10-15-1960	at CMU	L,	0-28	09-26-1992	KSU*#	L,	14-17	10-20-1984	at Toledo*	L	7-17
10-16-2010	at BSU*	WOT,	41-38	10-17-1959	CMU#	L,	8-21	10-05-1991	at KSU*	W,	21-20	10-22-1983	TOLEDO*	L	19-37
10-24-2009	BSU*	L,	27-29	10-11-1958	at CMU	L,	6-7	11-17-1990	at KSU*	L,	24-25	10-09-1982	at Toledo*	L	19-20
10-25-2008	at #20 BSU*	L,	16-38	10-12-1957	CMU	W,	39-6	09-02-1989	KSU*	W,	30-7	10-10-1981	TOLEDO*#	L	7-42
09-08-2007	BSU*	L,	16-38	11-03-1956	at CMU	L,	0-19	09-17-1988	KSU*	W,	21-14	09-27-1980	at Toledo*	L	7-49
08-31-2006	at BSU*	L,	20-38	11-05-1955	CMU	L,	20-27	09-26-1987	at KSU*	W,	23-21	09-30-1978	at Toledo*	W,	17-12
11-12-2005	BSU*	L,	25-26	11-13-1954	at CMU	L,	7-28	09-27-1986	KSU* #	L,	16-20	10-01-1977	TOLEDO*	W,	17-7
10-09-2004	at BSU*	W,	31-24	11-14-1953	CMU	T,	33-33	11-03-1984	at KSU*	W,	20-18	11-23-1974	at Toledo*	W,	28-12
11-15-2003	BSU*	W,	38-14	10-25-1952	at CMU	L,	7-26	11-05-1983	at KSU*	L,	13-37	09-16-1972	TOLEDO	L	0-16
10-19-2002	at BSU*	L,	17-42	10-20-1951	CMU#	L,	13-19	11-06-1982	KSU*	W,	9-7	10-04-1924	TOLEDO	L	0-7
10-13-2001	BSU*#	L,	14-35	10-28-1950	CMU#	L,	7-26	11-07-1981	at KSU*	L,	7-13	10-06-1923	at Toledo	L	0-13
10-14-2000	at BSU*	L,	14-33	11-04-1949	at CMU	W,	6-0	10-25-1980	at KSU*	L,	12-35				
11-06-1999	BSU*	W,	31-21	10-31-1947	at CMU	L,	0-33	10-20-1979	KSU* #	W,	14-10				
09-12-1998	at BSU*	W,	13-7	10-18-1946	CMU	L,	13-26	10-22-1977	KSU*	L,	13-29				
10-11-1997	BSU*	W,	38-32	10-15-1942	at CMU	L,	0-14	10-30-1976	at KSU*	L,	13-38				
11-02-1996	BSU*	L,	25-39	10-24-1941	CMU	L,	6-12	09-28-1974	KSU #	L,	0-13				
10-21-1995	at BSU*	W,	40-35	10-25-1940	at CMU	L,	0-24	11-05-1973	at KSU*	L,	20-34				
10-29-1994	at BSU*	W,	41-20	10-21-1939	CMU#	L,	0-14	10-26-1972	KSU*	L,	20-34				
10-30-1993	BSU*	L,	13-18	10-21-1938	at CMU	L,	6-7	10-19-1971	KSU*	L,	20-34				
10-10-1992	at BSU*	L,	7-31	10-23-1937	CMU#	L,	10-27	10-12-1970	at KSU*	L,	0-13				
10-12-1991	BSU*	L,	8-10	10-24-1936	at CMU	W,	13-7	11-05-1969	CMU	W,	17-0				
11-10-1990	BSU*	L,	13-20	10-19-1935	CMU	W,	7-0	10-12-1968	at BSU	W,	43-7				
11-11-1989	at BSU*	L,	17-23	10-20-1934	at CMU	L,	12-13	09-21-1963	at BSU	L,	6-22				
10-15-1988	at BSU*	W,	16-12	10-21-1933	CMU	W,	13-7	09-21-1962	BSU	L,	0-14				
10-17-1987	BSU*	W,	35-28	10-22-1932	at CMU	W,	28-0	09-23-1961	at BSU	T,	0-0				
11-01-1986	BSU*	W,	14-7	10-24-1931	CMU#	L,	12-20	09-27-1952	BSU	W,	26-14				
11-02-1985	at BSU*	W,	27-24	10-25-1930	at CMU	W,	13-0	10-21-1950	at BSU	W,	13-0				
10-27-1984	BSU*	L,	10-17	10-26-1929	CMU#	W,	24-0	10-15-1949	BSU	L,	2-33				
10-29-1983	at BSU*	L,	20-33	10-27-1928	at CMU	W,	36-0	10-16-1948	at BSU	L,	14-23				
10-30-1982	BSU*	L,	7-16	10-29-1927	CMU	W,	6-0	11-07-1947	BSU	W,	14-7				
10-31-1981	at BSU*	L,	13-35	10-23-1926	CMU	W,	41-0	11-09-1946	at BSU	T,	7-7				
10-18-1980	BSU*	L,	0-26	10-25-1924	CMU	L,	0-13	09-25-1937	at BSU	W,	13-6				
11-03-1979	at BSU*	L,	10-28	10-27-1923	at CMU	L,	3-27	09-26-1936	BSU	W,	6-0				
10-28-1978	BSU*	L,	0-21	11-04-1922	CMU	T,	0-0								
11-19-1977	at BSU*	L,	21-45	10-15-1921	at CMU	W,	7-6								
11-20-1976	BSU*	L,	3-52	10-16-1920	CMU	W,	7-6								
09-06-1975	at BSU	L,	14-24	11-07-1919	at CMU	T,	7-7								
10-26-1974	BSU	W,	17-9	10-20-1917	CMU	W,	63-0								
09-08-1973	BSU	W,	17-14	11-08-1912	at CMU	T,	0-0								
11-14-1970	BSU	W,	60-0	11-12-1910	at CMU	L,	0-13								
11-15-1969	at BSU	L,	22-31	11-05-1909	CMU	W,	17-0								
10-12-1968	at BSU	W,	43-7	11-07-1908	at CMU	L,	0-11								
09-21-1963	at BSU	L,	6-22	11-16-1907	CMU	W,	39-0								
09-21-1962	BSU	L,	0-14	11-17-1905	at CMU	L,	0-13								
09-23-1961	at BSU	T,	0-0	11-01-1902	at CMU	L,	0-10								
09-27-1952	BSU	W,	26-14												
10-21-1950	at BSU	W,	13-0												
10-15-1949	BSU	L,	2-33												
10-16-1948	at BSU	L,	14-23												
11-07-1947	BSU	W,	14-7												
11-09-1946	at BSU	T,	7-7												
09-25-1937	at BSU	W,	13-6												
09-26-1936	BSU	W,	6-0												
10-05-2019	at CMU*	L,	16-42												
11-03-2018	CMU*	W,	17-7												
11-08-2017	at CMU*	L,	30-42												
11-22-2016	CMU*	W,	26-21												
11-27-2015	at CMU*	L,	28-35												
11-01-2014	CMU*	L,	7-38												
11-29-2013	at CMU*	L,	10-42												
11-10-2012	CMU	L	31-34												
10-15-2011	at CMU*	W,	35-28												
09-18-2010	CMU*	L,	14-52												
10-10-2009	at CMU*	L,	8-56												
11-28-2008	CMU*	W,	56-52												
11-16-2007	at CMU*	W,	48-45												
09-23-2006	CMU*	LOT,	17-24												
09-24-2005	at CMU*	WOT,	23-20												
11-06-2004	CMU* &	WOT4,	61-58												
11-01-2003	at CMU*	L,	38-10												
11-02-2002	CMU*	L,	21-47												
11-10-2001	at CMU*	L,	30-35												
11-04-2000	CMU	W,	31-15												
11-13-1999	at CMU*	L,	26-29												
10-10-1998	CMU*#	LOT,	23-36												
09-27-1997	at CMU*	W,	31-24												
10-19-1996	at CMU*	L,	36-41												
10-07-1995	CMU*	W,	34-24												
09-17-1994	CMU*	L,	29-30												
10-16-1993	at CMU*	W,	28-21												
11-07-1992	at CMU*	L,	13-30												
11-02-1991	CMU*	T,	14-14												
10-27-1990	CMU*#	L,	12-16												
10-28-1989	at CMU*	L,	9-24												
10-08-1988	CMU*	L,	6-20												
10-10-1987	at CMU*	L,	6-16												
10-25-1986	CMU*	W,	34-16												
10-26-1985	at CMU*	L,	10-17												
10-06-1984	CMU*	T,	16-16												
10-08-1983	at CMU*	L,	3-24												
10-02-1982	CMU*	L,	8-13												
10-03-1981	at CMU*	L,	14-63												
11-01-1980	CMU*	L,	15-51												
11-10-1979	at CMU*	L,	14-37												
11-11-1978	CMU*	L,	9-41												
09-10-1977	at CMU*	L,	3-9												



MICHIGAN MAC TROPHY



NCAA Rankings - Team

Statistic	National Rank	Conference Rank	Value	National Leader	Value	Conference Leader	Value
3rd Down Conversion Pct (113 ranked)	72	5	0.385	Ball St.	0.600	Ball St.	0.600
3rd Down Conversion Pct Defense (113 ranked)	20	3	0.333	Oklahoma St.	0.181	Toledo	0.214
4th Down Conversion Pct (106 ranked)	35	3	0.667	9 teams tied	1.000	Kent St. Miami (OH)	1.000 1.000
4th Down Conversion Pct Defense (104 ranked)	104	9	1.000	8 teams tied	0.000	Northern Ill. Toledo Miami (OH)	0.000 0.000 0.000
Blocked Kicks (18 ranked)				Army West Point Florida St.	5 5		
Blocked Kicks Allowed (113 ranked)	1	1	0	69 teams tied	0	10 teams tied	0
Blocked Punts (8 ranked)				Duke Kansas St.	3 3		
Blocked Punts Allowed (113 ranked)	1	1	0	91 teams tied	0	10 teams tied	0
Completion Percentage (113 ranked)	67	6	0.600	Wisconsin	0.952	Kent St.	0.724
Defensive TDs (20 ranked)				9 teams tied	3	Buffalo	3
Fewest Penalties (112 ranked)	1	1	2	Eastern Mich.	2	Eastern Mich.	2
Fewest Penalties Per Game (113 ranked)	1	1	2.00	Eastern Mich.	2.00	Eastern Mich.	2.00
Fewest Penalty Yards (113 ranked)	3	1	30	Wisconsin	15	Eastern Mich.	30
Fewest Penalty Yards Per Game (113 ranked)	7	1	30.00	Wisconsin	15.00	Eastern Mich.	30.00
First Downs Defense (113 ranked)	15	10	28	Wisconsin	8	Northern Ill.	14
First Downs Offense (113 ranked)	108	7	20	BYU	186	Kent St.	28
Fumbles Lost (112 ranked)	1	1	0	11 teams tied	0	4 teams tied	0
Fumbles Recovered (80 ranked)				UCF	9	Buffalo	4
Kickoff Return Defense (113 ranked)	65	6	20.50	4 teams tied	0.00	Bowling Green	0.00
Kickoff Returns (112 ranked)	58	7	20.00	LSU	36.50	Western Mich.	30.25
Net Punting (113 ranked)	15	3	43.00	Nevada	48.17	Ball St.	43.50
Passes Had Intercepted (113 ranked)	33	9	2	14 teams tied	0	Toledo Miami (OH) Western Mich.	0 0 0
Passes Intercepted (82 ranked)	82	3	1	Kentucky Wake Forest	11 11	Toledo Kent St.	2 2
Passing Offense (113 ranked)	50	4	241.0	UCF	417.7	Ball St.	309.0
Passing Yards Allowed (113 ranked)	40	5	219.0	Boise St.	80.5	Western Mich.	126.0
Passing Yards per Completion (113 ranked)	71	7	11.48	Western Mich.	20.46	Western Mich.	20.46
Punt Return Defense (113 ranked)	4	2	0.00	Iowa	-8.00	Miami (OH)	-0.50
Punt Returns (113 ranked)	93	3	0.00	Kansas St.	23.00	Western Mich.	2.67
Red Zone Defense (98 ranked)	3	1	0.500	Wisconsin	0.000	Eastern Mich.	0.500
Red Zone Offense (113 ranked)	1	1	1.000	18 teams tied	1.000	7 teams tied	1.000
Rushing Defense (113 ranked)	93	8	212.0	Kent St.	61.0	Kent St.	61.0
Rushing Offense (113 ranked)	112	10	61.0	San Diego St.	347.0	Toledo	310.0
Sacks Allowed (113 ranked)	106	9	4.00	Toledo Buffalo Bowling Green	0.00 0.00 0.00	Toledo Buffalo Bowling Green	0.00 0.00 0.00
Scoring Defense (113 ranked)	49	4	27.0	Toledo	3.0	Toledo	3.0
Scoring Offense (112 ranked)	87	8	23.0	Western Mich.	58.0	Western Mich.	58.0
Tackles for Loss Allowed (113 ranked)	110	9	10.00	Western Mich.	1.00	Western Mich.	1.00
Team Passing Efficiency (113 ranked)	74	7	125.27	Wisconsin	273.01	Western Mich.	238.13
Team Passing Efficiency Defense (113 ranked)	79	6	151.71	Toledo	49.17	Toledo	49.17
Team Sacks (108 ranked)	99	6	1.00	Miami (OH)	6.00	Miami (OH)	6.00
Team Tackles for Loss (113 ranked)	107	8	3.0	Pittsburgh	11.3	Ball St. Kent St.	10.0 10.0
Time of Possession (113 ranked)	69	7	29:03	Wisconsin	43:28	Toledo	38:53
Total Defense (113 ranked)	72	7	431.0	San Diego St.	200.5	Western Mich.	256.0
Total Offense (113 ranked)	97	8	302.0	UCF	652.5	Toledo	524.0
Turnover Margin (113 ranked)	91	7	-1.00	Buffalo	3.00	Buffalo	3.00
Turnovers Gained (100 ranked)	100	6	1	Syracuse	17	Buffalo	5
Turnovers Lost (113 ranked)	17	6	2	Michigan Western Mich. Boise St.	0 0 0	Western Mich.	0
Winning Percentage (95 ranked)	95	6	0.000	22 teams tied	1.000	5 teams tied	1.000





NCAA Rankings - Individual

Statistic	Player	National Rank	Conference Rank	Value	National Leader	Value	Conference Leader	Value
All Purpose (198 ranked)	Hassan Beydoun Darius Boone Jr. Quian Williams	65 163 167	11 15 16	112.00 81.00 80.00	Justin Hall, Ball St.	246.00	Justin Hall, Ball St.	246.00
Blocked Kicks (4 ranked)					Ryan Duran III, Army West Point Isaiah Fisher-Smith, Duke Marvin Wilson, Florida St.	3 3 3		
Combined Kick Returns (200 ranked)					Wayne Toussant, Louisiana Tech	462	Trayvon Rudolph, Northern Ill.	151
Completion Percentage (101 ranked)	Preston Hutchinson	70	7	0.600	Graham Mertz, Wisconsin	0.952	Kaleb Eleby, Western Mich.	0.750
Completions Per Game (100 ranked)	Preston Hutchinson	25	1	21.00	Aidan O'Connell, Purdue Carson Strong, Nevada	30.00 30.00	Dustin Crum, Kent St. Preston Hutchinson, Eastern Mich.	21.00 21.00
Field Goal Percentage (91 ranked)	Chad Ryland	79	7	0.500	21 players tied	1.000	6 players tied	1.000
Field Goals Per Game (105 ranked)	Chad Ryland	45	2	1.00	Charles Campbell, Indiana John Hoyland, Wyoming	2.50 2.50	Cory Smigel, Akron	2.00
Forced Fumbles (96 ranked)					15 players tied	1.00	9 players tied	1.00
Fumbles Recovered (24 ranked)					Tavante Beckett, Marshall	3	9 players tied	1
Interceptions Per Game (128 ranked)	Noski LaFleur	1	1	1.0	13 players tied	1.0	9 players tied	1.0
Kickoff Return TDs (3 ranked)					Trestan Ebner, Baylor Chris Smith, Louisiana	2 2		
Kickoff Returns (73 ranked)					Trestan Ebner, Baylor	38.6	D'Wayne Eskridge, Western Mich.	30.3
Passes Defended (37 ranked)					Kadofi Wright, Buffalo Samuel Womack, Toledo	3.0 3.0	Kadofi Wright, Buffalo Samuel Womack, Toledo	3.0 3.0
Passing Efficiency (101 ranked)	Preston Hutchinson	74	8	125.3	Kaleb Eleby, Western Mich.	274.4	Kaleb Eleby, Western Mich.	274.4
Passing TDs (76 ranked)					Dillon Gabriel, UCF	21	Eli Peters, Toledo	4
Passing Yards (130 ranked)	Preston Hutchinson	127	3	241	Dillon Gabriel, UCF	2,506	Drew Plitt, Ball St.	309
Passing Yards Per Game (130 ranked)	Preston Hutchinson	35	3	241.0	Dillon Gabriel, UCF	417.7	Drew Plitt, Ball St.	309.0
Passing Yards per Completion (101 ranked)	Preston Hutchinson	61	7	11.48	Kaleb Eleby, Western Mich.	21.83	Kaleb Eleby, Western Mich.	21.83
Points Responsible For (174 ranked)					Sam Ehlinger, Texas	166		
Points Responsible For Per Game (199 ranked)	Preston Hutchinson Thomas Odukoya	15 49	2 6	20.0 12.0	Graham Mertz, Wisconsin	30.0	Eli Peters, Toledo	26.0
Punt Return TDs (2 ranked)					Phillip Brooks, Kansas St.	2		
Punt Returns (34 ranked)					Phillip Brooks, Kansas St.	25.1	Danzel McKinley-Lewis, Toledo	3.0
Punting (70 ranked)					Pressley Harvin III, Georgia Tech	47.7	Dom Dzioban, Miami (OH)	43.2
Receiving TDs (106 ranked)	Thomas Odukoya	106	1	2	Jaelon Darden, North Texas	10	Jack Coldiron, Miami (OH) D'Wayne Eskridge, Western Mich. Thomas Odukoya, Eastern Mich.	2 2 2
Receiving Yards (199 ranked)					Marlon Williams, UCF	840		
Receiving Yards Per Game (200 ranked)	Hassan Beydoun Quian Williams Tanner Knue	16 130 159	4 13 16	112.0 51.0 45.0	Romeo Doubs, Nevada	168.0	Jack Sorenson, Miami (OH)	139.0
Receptions Per Game (197 ranked)	Hassan Beydoun Tanner Knue Quian Williams	7 116 116	1 9 9	9.0 4.0 4.0	David Bell, Purdue	11.0	Hassan Beydoun, Eastern Mich. Tyrice Richie, Northern Ill.	9.0 9.0
Rush Yards Per Carry (151 ranked)	Preston Hutchinson	151	15	-1.45	D'Vonte Price, FIU	8.89	Shakif Seymour, Toledo	7.15
Rushing TDs (72 ranked)					Najee Harris, Alabama	14		
Rushing Yards (199 ranked)					Sincere McCormick, UTSA	921	Jaret Patterson, Buffalo	137
Rushing Yards Per Game (199 ranked)	Darius Boone Jr.	70	8	68.0	Mohamed Ibrahim, Minnesota	173.5	Jaret Patterson, Buffalo	137.0
Sacks (111 ranked)	Turan Rush	19	5	1.00	4 players tied	2.00	Kesean Gamble, Kent St. Lonnie Phelps, Miami (OH) Dominique Robinson, Miami (OH)	2.00 2.00 2.00
Scoring (122 ranked)	Thomas Odukoya Preston Hutchinson	6 122	1 14	12.0 6.0	Jake Ferguson, Wisconsin Mohamed Ibrahim, Minnesota	18.0 18.0	7 players tied	12.0
Solo Tackles (70 ranked)	Russell Vaden Tariq Speights	6 70	2 10	7.0 5.0	Darius Muasau, Hawaii	8.5	Mandela Lawrence-Burke, Kent St.	8.0
Tackles For Loss (65 ranked)	Turan Rush	6	2	2.0	Kesean Gamble, Kent St.	3.0	Kesean Gamble, Kent St.	3.0
Total Interceptions (79 ranked)	Noski LaFleur	79	1	1	19 players tied	3	9 players tied	1
Total Offense (200 ranked)	Preston Hutchinson Darius Boone Jr.	61 176	5 19	225.0 68.0	Dillon Gabriel, UCF	437.0	Drew Plitt, Ball St.	325.0
Total Points Scored (149 ranked)					Najee Harris, Alabama	84		
Total Tackles (497 ranked)	Terry Myrick Russell Vaden Tariq Speights Blake Bogan	25 76 155 405	6 13 19 39	10.0 8.0 7.0 5.0	Chance Campbell, Maryland Kyle Harmon, San Jose St. Ryan McWood, Miami (OH)	14.0 14.0 14.0	Ryan McWood, Miami (OH)	14.0
Total Touchdowns (143 ranked)					Najee Harris, Alabama	14		
Yards per Pass Attempt (101 ranked)	Preston Hutchinson	66	7	6.89	Kaleb Eleby, Western Mich.	16.38	Kaleb Eleby, Western Mich.	16.38
Yards per Reception (200 ranked)	Quian Williams Hassan Beydoun	179 194	13 15	12.75 12.44	D'Wayne Eskridge, Western Mich.	38.00	D'Wayne Eskridge, Western Mich.	38.00





2020 Eastern Michigan Football
Eastern Michigan Combined Team Statistics (as of Nov 05, 2020)
All games



Date	Opponent	Score	Att.
* Nov 04, 202	at Kent State	L 23-27	0
* Nov 11, 202	at Ball State		
* Nov 18, 202	TOLEDO		
* Nov 27, 202	CENTRAL MICHIGAN		
* Dec 05, 202	at Western Michigan		
* Dec 12, 202	NORTHERN ILLINOIS		

Rushing	g	att	gain	loss	net	avg	td	lg	avg/g
BOONE, Darius	1	9	69	1	68	7.6	0	34	68.0
GRISSOM, Jarius	1	4	12	3	9	2.2	0	5	9.0
Total	1	32	97	36	61	1.9	1	34	61.0
Opponents	1	46	243	31	212	4.6	2	33	212.0

Passing	g	effic	comp	p-att	int	pct	yds	td	lg	avg/g
HUTCHINSON, Pre	1	125	27	21	35	2	60.0	241	2	35 241.0
Total	1	125	27	21	35	2	60.0	241	2	35 241.0
Opponents	1	151	71	21	29	1	72.4	219	2	26 219.0

Receiving	g	no.	yds	avg	td	lg	avg/g
BEYDOWN, Hassan	1	9	112	12.4	0	35	112.0
WILLIAMS, Quian	1	4	51	12.8	0	25	51.0
KNUE, Tanner	1	4	45	11.2	0	19	45.0
ODUKOYA, Thoma	1	2	8	4.0	2	5	8.0
BOONE, Darius	1	1	13	13.0	0	13	13.0
OAKES, Gunnar	1	1	12	12.0	0	12	12.0
Total	1	21	241	11.5	2	35	241.0
Opponents	1	21	219	10.4	2	26	219.0

Field Goals	fg	pct.	01-19	20-29	30-39	40-49	50-99	lg	blk
RYLAND, Chad	1-2	50.0	0-0	0-0	1-1	0-0	0-1	34	0

Scoring	td	fg	PAT				dxp	saf	pts
			kick	rush	rcv	pass			
ODUKOYA, Thoma	2	-	-	-	-	-	-	-	12
HUTCHINSON, Pre	1	-	-	-	-	1-1	-	-	6
RYLAND, Chad	-	1-2	0-1	-	-	-	-	-	3
WRIGHT, Donivan	-	-	-	-	1	-	-	-	2
Total	3	1-2	0-1	0-1	1	1-1	-	-	23
Opponents	4	-	3-4	-	-	-	-	-	27

Score by Quarters	1st	2nd	3rd	4th	OT	Total
Eastern Michigan	9	0	6	8	0	23
Opponents	13	7	0	7	0	27

Record:	Overall	Home	Away	Neutral
All games	0-1	0-0	0-1	0-0
Conference	0-1	0-0	0-1	0-0
Non-Conference	0-0	0-0	0-0	0-0

Team Statistics	EMU	OPP
FIRST DOWNS	20	28
Rushing	5	13
Passing	12	13
Penalty	3	2
RUSHING YARDAGE	61	212
Rushing Attempts	32	46
Average Per Rush	1.9	4.6
Average Per Game	61.0	212.0
TDs Rushing	1	2
PASSING YARDAGE	241	219
Comp-Att-Int	21-35-2	21-29-1
Average Per Pass	6.9	7.6
Average Per Catch	11.5	10.4
Average Per Game	241.0	219.0
TDs Passing	2	2
TOTAL OFFENSE	302	431
Average Per Play	4.5	5.7
Average Per Game	302.0	431.0
KICK RETURNS: #-Yards	2-40	2-41
PUNT RETURNS: #-Yards	0-0	0-0
INT RETURNS: #-Yards	1-43	2-0
FUMBLES-LOST	0-0	0-0
PENALTIES-Yards	2-30	9-78
PUNTS-AVG	2-43.0	4-38.8
TIME OF POSSESSION/G	29:03	30:57
3RD-DOWN Conversions	5/13	4/12
4TH-DOWN Conversions	2/3	2/2

Interceptions	no.	yds	avg	td	lg
LAFLEUR, Noski	1	43	43.0	0	43

Punting	no.	yds	avg	lg	tb	fc	i20	50+	blk
JULIEN, Jake	2	86	43.0	48	0	1	2	0	0

Punt Returns	no.	yds	avg	td	lg
Total	0	0	0.0	0	0
Opponents	0	0	0.0	0	0

Kick Returns	no.	yds	avg	td	lg
BOGAN, Blake	1	11	11.0	0	11
WILLIAMS, Quian	1	29	29.0	0	29
Total	2	40	20.0	0	29
Opponents	2	41	20.5	0	23

All Purpose	g	rush	rcv	pr	kr	ir	total	avg/g
BEYDOWN, H	1	0	112	0	0	0	112	112.0
BOONE, Dari	1	68	13	0	0	0	81	81.0
WILLIAMS, Q	1	0	51	0	29	0	80	80.0
KNUE, Tanne	1	0	45	0	0	0	45	45.0
LAFLEUR, No	1	0	0	0	0	43	43	43.0
Total	1	61	241	0	40	43	385	385.0
Opponents	1	212	219	0	41	0	472	472.0

Total Offense	g	plays	rush	pass	total	avg/g
HUTCHINSON, Pre	1	46	-16	241	225	225.0
BOONE, Darius	1	9	68	0	68	68.0
GRISSOM, Jarius	1	4	9	0	9	9.0
Total	1	67	61	241	302	302.0
Opponents	1	75	212	219	431	431.0

##	Defensive Leaders	gp	Tackles				tfl/yds	Sacks	Pass defense				Fumbles		blkd	
			ua	a	tot				no-yds	int-yds	brup	qbh	rcv-yds	ff	kick	saf
32	MYRICK, Terry	1	4	6	10
13	VADEN, Russell	1	7	1	8
10	SPEIGHTS, Tariq	1	5	2	7	1
23	BOGAN, Blake	1	4	1	5
5	HERNANDEZ, Korey	1	2	2	4
Total		1	47	30	77	3-7	1-2	1-43	2
Opponents		1	45	14	59	10-36	4-25	2-0	5

