



GAME

4



VS



Central Michigan (2-1, 2-1 MAC) at Eastern Michigan (0-3, 0-3 MAC)
Friday, Nov. 27, 2020 • 4:02 p.m. • Rynearson Stadium • Ypsilanti, Mich.

WEMU 89.1

Matt Shepard - pxp
Rob Rubick - analyst
Tom Helmer - host



Jason Knapp - pxp
Malik Zaire - analyst
Mark Burghart - producer

YPSILANTI, Mich. (EMUEagles.com) – The Eastern Michigan University football team will enjoy a second consecutive week at home as it welcomes Mid-American Conference West Division foe and in-state rival, Central Michigan University to town Friday, Nov. 27. The Black Friday affair is set to begin at 4 p.m. inside “The Factory,” at Rynearson Stadium.

EMU (0-3; 0-3 MAC) is in search of its first victory of the season after falling to Toledo, Nov. 18. Meanwhile, Central Michigan (2-1; 2-1 MAC) will play following a loss for the first time this season, as the Chippewas were bested by Western Michigan, 52-44, on the same date.

The game will be broadcast on CBS Sports Network with Jason Knapp providing the play-by-play and Malik Zaire serving as the analyst. WEMU (89.1 FM) will also air the game with **Matt Shepard**, **Rob Rubick**, and **Tom Helmer** on the call.

WHAT’S THE FAN SITUATION: The EMU Department of Athletics will remain active as it meets the extraordinary standards for risk mitigation set forward by the State of Michigan. Due to the Michigan Department of Health and Human Services (MDHHS) orders, EMU will not be able to host any fans. This includes players and coaches guests, band, cheer, or dance team members.

ON BLACK FRIDAY: Eastern hopes to change its Black Friday fortunes under head coach **Chris Creighton** when Central Michigan comes to town, Nov. 27. EMU is 1-3 on the day after Thanksgiving since 2014, with its lone win coming in 2018 at Kent State.

HUTCHINSON CONTINUES TO PRODUCE: Junior quarterback **Preston Hutchinson** continued his hot start to the season against Toledo, Nov. 18. The Mason, Ohio native completed 25-of-38 pass attempts for 244 yards and four scores.

His total completions and completion percentage (65.8) were season-highs, while his four passing touchdowns is the best mark of his career. Hutchinson has thrown for 240+ yards in each of his last three contests, an accomplishment that has not happened since **Mike Glass III** hit the same mark between weeks six-eight last season.

THE RUNDOWN

All-Time Series Record	CMU leads, 61-30-6
Last Meeting	CMU 42, EMU 16 (2019)
Current Streak	CMU - 1
Live Stats	EMUEagles.com/livestats
Live Audio	WEMU.org Tunein
Live Video	EMUEagles.com/coverage

COACHING STAFF

Head Coach	Chris Creighton
Overall Record	167-96 (24)
Record at EMU	28-50 (7)
Asst. HC/Defensive Coordinator/LB	Neal Neathery
Special Teams Coordinator/DT	Jay Nunez
Run Game Coordinator/OL	James Patton
Pass Game Coordinator/Safeties	Fred Reed
Tight Ends	Brandon Blaney*
Cornerbacks	LaMarcus Hicks*
Defensive Line	Ben Needham*
Wide Receivers	Darren Paige
Quarterbacks	Mike Piatkowski*
Running Backs	Sam Sewell
Asst. AD/FB Operations	Dylan Saccone

*in the press box on gameday

EASTERN IN THE POSTSEASON

1987 Mid-American Conference Champion
1971 Pioneer Bowl • 1987 California Bowl Champion
2016 Bahamas Bowl • 2018 Camellia Bowl
2019 Quick Lane Bowl

GIVE US A FOLLOW!

Twitter	@EMUFB	@EMUathletics
Facebook	/EasternMichiganFootball	/emuathletics
Instagram	@EMUFB	@EMUathletics
Hashtag	#EMUFB	#EMUEagles
Eastern Insider Podcast	EMUEagles.com/podcasts	
Mobile App	EMUEagles.com/mobileapp	
Photo Store	EMUEaglesPhoto.com	
Website	EMUEagles.com	

THE 2020 SCHEDULE/RESULTS



Wed., Nov. 4
 at Kent State*
 L, 23-27
 ESPN+



Wed., Nov. 11
 at Ball State*
 L, 31-38
 CBS Sport Network



Wed., Nov. 18
TOLEDO*
 L, 28-45
 CBS Sports Network



Fri., Nov. 27
CENTRAL MICHIGAN*
 4 p.m.
 CBS Sports Network



Sat., Dec. 5
 at Western Michigan*
 2 p.m.
 ESPN+



Sat., Dec. 12
NORTHERN ILLINOIS*
 TBA



Dec. 18
 MAC Championship
 TBA



The Game Week Schedule

All appointments must be made through the athletic media relations office at 734.487.0317.

21 Saturday	22 Sunday	23 Monday	24 Tuesday	25 Wednesday	26 Thursday	27 Friday
Practice Rynearson Stadium	Off Day	Practice Rynearson Stadium Eastern Insider Podcast 5 p.m.	Practice Rynearson Stadium	Practice Rynearson Stadium	Walk-through	Game Day 4 p.m. Rynearson Stadium
No Media Availability	No Media Availability			No Media Availability	No Media Availability	Postgame Zoom availability with the media

EMU Athletic Media Relations



Greg Steiner



Alex Jewell

Associate Athletic Director/Media Relations.....Greg Steiner
Office Phone..... 734.487.0317
Cellular Phone..... 734.845.1132
E-mail..... greg.steiner@emich.edu
Primary Sports Covered.....Football, M/W Golf, and ESPN

Assistant Director of Athletic Media RelationsMary Gasior
Office Phone..... 734.487.0318
Cellular Phone..... 231.350.0894
E-mail..... mgasior@emich.edu
Primary Sports Covered.....Men's Basketball, Volleyball, Rowing

Assistant Director of Athletic Media RelationsAlex Jewell
Office Phone..... 734.487.0318
Cellular Phone..... 989.708.9230
E-mail..... ajewell3@emich.edu
Primary Sports Covered.....Women's Basketball, Podcast/Creative, Football (secondary)

Athletic Media Relations Graduate Assistant.....John Bilello
Office Phone..... 734.487.0317
Cellular Phone..... 734.546.9906
E-mail..... jbilello@emich.edu
Primary Sports Covered.....Cross Country, Track & Field, Lacrosse

Athletic Media Relations Graduate Assistant.....Alexis Chevalier
Office Phone..... 734.487.0317
Cellular Phone..... 925.413.2180
E-mail..... acheval1@emich.edu
Primary Sports Covered.....Baseball, Soccer, Swimming & Diving

Athletic Media Relations Graduate Assistant.....Jessica Crusan
Office Phone..... 734.487.0317
Cellular Phone..... 248.982.4279
E-mail..... cjessica@emich.edu
Primary Sports Covered.....Gymnastics, Tennis, Video

Athletic Media Relations Video/Creative Assistant ..Ricky Logan
Office Phone..... 734.487.0317
E-mail..... bloganij@emich.edu
Primary Sports Covered.....Video/Creative

Address: 799 N. Hewitt Rd., Convocation Center, Ypsilanti, MI 48197

On The Web

Information on the Eastern Michigan University football team is available at EMUEagles.com. To receive the EMU updates via email, please send a request to **Greg Steiner** (greg.steiner@emich.edu).

Information on the Mid-American Conference and all member institutions is also available through the league's web site at GetSomeMAAction.com.

Media Credentials

Requests for official working media credentials should be directed to the EMU Athletic Media Relations Office. All requests should be received no later than noon, four days prior to the game. Visit EMUEagles.com to request credentials online.

Due to the COVID-19 pandemic, 2020 football credentials will only be issued on a single-game basis and no passes will be mailed out prior to gameday.

On gameday, media should park in the Oestrike Stadium lot, pick up their credentials outside Gate 2 of Rynearson Stadium, go through a health screening check and enter Rynearson Stadium through Gate 2.

Masks will be required at both credential pickup and at any point inside Rynearson Stadium to comply with state of Michigan, Washtenaw County and University orders.

Scouting Passes

Professional scouts may obtain credentials through EMU's Athletic Media Relations Office. Scouts will be issued seating in the press box on a space-available basis.

Sideline Passes

Eastern Michigan follows NCAA guidelines regarding media representatives on the sidelines. Sideline shooting spaces will be extremely limited during the 2020 season but every effort will be made to accommodate media requests. Select photographers and videographers will be permitted to shoot behind the restraining lines in either end zone. The remaining photographers and videographers will be permitted to shoot from the stands or concourse areas in 2020.

Press Box Services

All media members will be provided with access to game notes via EMUEagles.com. To limit touch points, EMU will not be printing game notes or stats unless requested. Following the game, a complete post-game statistics package will be distributed via email and will contain a scoring summary, final team statistics, final individual statistics, complete play-by-play, drive charts for both halves, halftime statistics, defensive statistics, substitution chart, post-game quotes and post-game notes.

The press box is a designated working area and access is restricted to authorized personnel who have been assigned responsibilities pertinent to the scheduled game. In conjunction with NCAA and College Sports Information Directors of America (CoSIDA) policies, there is to be absolutely no cheering and/or criticizing players, coaches or other game officials at any point before, during or after the contest. Failure to abide by this will result in your removal from the press box.

Live Stats

Live in-game statistics will be available via SIDEARM Stats. Following each home game, EMU will be happy to email whatever information media members need to their respective agencies. Please ask any member of the staff for assistance on this matter.

Internet Access

Wireless Internet is available in the press box at Rynearson Stadium. Members of the Athletics Media Relations staff will be available to assist you. There is no access fee.

Media Availability

Out of an abundance of caution with the continued spread of COVID-19, these will be held in a digital capacity indefinitely.

Head Coach **Chris Creighton** is available to speak to the media via phone Monday-Thursday mornings.

Individual players are available for interviews, but please contact the EMU Athletic Media Relations Office to set up interviews. One note to the media: home phone numbers for players and coaches **will not** be given out by the EMU Athletic Media Relations Office.

All postgame media will be virtual this season. Coach Creighton and select student-athletes will be made available after the game via Zoom. An e-mail will be sent weekly to the football listserv asking for RSVPs to participate and a Zoom link will be provided. An off-site moderator will open the Zoom meeting shortly after the conclusion of the game and will field questions from the media.

Photo and Video Downloads

EMU football photos & b-roll video is available upon request. Photos can be accessed via EMUEaglesPhoto.com, while video will be provided via Dropbox or Google Drive.

collegepressbox.com

collegepressbox.com is the official media Web site for MAC football. Access and download weekly game notes, quotes, stats, media guides and more for the conference and each of its 12 member schools. Login information will be distributed to accredited media or you can apply for a password by sending an e-mail to password@collegepressbox.com. The following conferences are represented on collegepressbox.com -- ACC, American Athletic, Big 10, Big 12, C-USA, MAC, Mountain West, Pac 12, SEC, Sun Belt, WAC and four independents (Army, Navy, Notre Dame, BYU). The site also has logos and information for all of the NCAA bowl games and postseason awards.

Mobile App

The EMU Athletics app for iPhone, iPad and Android devices offers fans a wide variety of information on the Eagles — home and away. The free app is available in the App Store and Google Play.

EASTERN INSIDER

The Eastern Insider podcast brings you exclusive access to EMU athletic programs each week, featuring interviews and analysis from those inside the program. Hosted by Greg Steiner and Alex Jewell, the podcast features appearances by current and former student-athletes, coaches and more. Subscribe on the podcast platform of your choice and check your feed every Monday during the athletic season for the latest news on the Green & White!



STRAIGHT FROM THE BEAR: The EMU Office of Athletic Media Relations is no stranger to noting EMU's close-game tendencies, but last week, ESPN's Chris Fallica, known as "The Bear" on the network's flagship pregame show, College Gameday, took to Twitter to discuss it as well.

According to Fallica, 26 of EMU's last 29 MAC games and 39 of its last 44 games overall (prior to EMU's game against Toledo, Nov. 18) had either been a win or a one possession loss.

THE RECEPTION OF A LIFETIME: A normal team meeting speech from **Chris Creighton** quickly turned into an unforgettable moment, Nov. 17, as he announced that sophomore wide receiver **Tanner Knue** had officially earned a full-ride scholarship, a goal that the walk-on from Mason, Ohio set for himself when he arrived in Ypsilanti.

A basketball star during his youth, it was not until his senior year in high school that Knue took to the gridiron. There, he caught 21 passes for 352 yards and had five touchdowns, and averaged 17.2 yards per catch as the team posted a 9-3 record. Those numbers were good enough to catch the eyes of the EMU coaching staff, who went on to offer Knue a walk-on position with the team.

Knue is off to an incredible start during the 2020 season. He burst onto the scene in EMU's Week One matchup at Kent State, Nov. 4. His third-career appearance saw him record his first-career start, collect his first collegiate reception, and subsequently set career-bests in receptions (4), longest reception (19 yards), and reception yards (45). He more than doubled that performance against Ball State, Nov. 11, as he collected eight receptions and amassed 121 yards, both of which are career-highs. His 100-yard game is just the 128th in the 129-year history of the program.

Knue notched another milestone in his football journey when he found the end zone for the first time in his career versus Toledo, Nov. 18.

FLY TO THE BALL: A staple of **Neal Neathery's** defense is the "next man up" mentality. That mindset has been on display in full force through EMU's first three games of the season. One week after 20 different Eagles recorded two-or-more tackles against Ball State, Nov. 11.

A total of 15 EMU defenders tallied multi-stop efforts versus Toledo, Nov. 18. A similar trend occurred in EMU's Week One matchup with Kent State, Nov. 4. In that contest, 19 Eagles had two-or-more tackles.

LET'S TALK ABOUT TERRY: Senior linebacker **Terry Myrick** continued his hot start to the season in Eastern's matchup with Toledo, Nov. 18. The Atlanta-based run-stuffer recorded a career-high 14 stops, had 1.5 tackles for loss, picked up one sack, and forced a fumble. The sack and forced fumble were both season-firsts for Myrick. The defensive leader was equally impressive against Kent State, Nov. 4, and Ball State, Nov. 11, as he racked up 10 stops in each contest, both team highs. Myrick's 11.3 tackles per game average ranks third in the Mid-American Conference and 10th nationally.

THE CANNON CONNECTION: Senior tight end **Bryson Cannon** continues to make his presence felt within the EMU offense as the season progresses. The second-year Eagle had a career-best performance against the Ball State Cardinals on Nov. 11 as he had personal bests in receptions (5) and yards (76), and also hauled in a career-long 37-yard grab.

He followed that performance with a two-reception game against Toledo, Nov. 18. Cannon also scored a touchdown in that outing, his second of the season, which ties his personal-best for single-season scores. Cannon now has six multiple-reception games since his arrival in Ypsilanti, which leads all tight ends on the EMU roster.

BEYDOUN BOUNCES BACK: After sitting out of EMU's Week Two matchup against Ball State, Nov. 11, due to injury, junior wide out **Hassan Beydoun** bounced back with an impressive performance versus Toledo, Nov. 18. The Dearborn, Mich. native hauled in eight receptions for 64 yards, which was second on the team. Beydoun now has 8+ receptions in each of his last three games, dating back to the 2019 Quick Lane Bowl, Dec. 26.

He is the first player to accomplish that feat since the 2008-09 seasons, respectively, when **Jacory Stone** recorded three such games between weeks 11 and 12 of the 2008 campaign, and Week One of the 2009 season.

FIRST-TIME PLAYERS: Each year, teams across the country are able to debut new talent that has emerged. That was no different for Eastern Michigan in its Week One matchup at Kent State, Nov. 4. Fourteen Eagles made their first-ever appearance in the Green and White during the contest, including six defensive players, seven offensive players, and one special teams player. Nine of the first-time players are newcomers on the 2020 roster, while five participants have been on the team for at least one season.

An additional four players saw first-time action against Ball State, Nov. 11, including first-time starter, sophomore **Samson Evans**, who began the game at running back for EMU. Three additional players contributed off the bench.

Seven more Eagles touched the turf against Toledo, Nov. 18, bringing this season's total number of first-time players to 27, a number that is not surprising when considering EMU has the 19th-youngest roster in the FBS.



2020 MAC Standings

WEST DIVISION

Team	Overall	MAC
Western Michigan	3-0	3-0
Ball State	2-1	2-1
Central Michigan	2-1	2-1
Toledo	2-1	2-1
Eastern Michigan	0-3	0-3
Northern Illinois	0-3	0-3

EAST DIVISION

Team	Overall	MAC
Buffalo	3-0	3-0
Kent State	3-0	3-0
Ohio	2-0	2-0
Miami	1-1	1-1
Akron	0-3	0-3
Bowling Green	0-3	0-3

AROUND THE MAC:

Tuesday, Nov. 17

Kent State 69, Akron 35
Buffalo 42, Bowling Green 17
Ohio at Miami, Canceled

Wednesday, Nov. 18

Toledo 45, Eastern Michigan 28

Western Michigan 52, Central Michigan 44
Ball State 31, Northern Illinois 25

Friday, Nov. 27

Central Mich. at Eastern Mich., 4 p.m.

Saturday, Nov. 28

Ball State at Toledo
Northern Illinois at Western Michigan
Bowling Green at Ohio
Kent State at Buffalo
Miami at Akron

Saturday, Dec. 5

Ball State at Central Michigan
Eastern Michigan at Western Michigan
Toledo at Northern Illinois
Bowling Green at Akron
Buffalo at Ohio
Kent State at Miami



Eagle Trends

	2020	at EMU
August	0-0	3-0
September	0-0	9-13
October	0-0	6-20
November	0-3	10-14
December	0-0	0-3

EMU's Conference Record...

at home	0-1	8-18
on the road	0-2	8-18
neutral	0-0	0-0

EMU's Non-Conference Record...

at home	0-0	6-6
on the road	0-0	6-8
neutral	0-0	0-3

EMU vs. Ranked Opponents...

at home	0-0	0-0
on the road	0-0	0-4
neutral	0-0	0-0

EMU's Record in Games...

decided by 7 pts or less	0-2	15-22
decided by 3 pts or less	0-0	9-9
Midweek #MACTion	0-3	7-6

Away during the day

0-0

Away at night

0-2

Home during the day

0-0

Home at night

0-1

EMU's Record When Scoring...

less than 20 points 0-0

20-29 points 0-2

30+ points 0-1

EMU's Record When Allowing...

14 or fewer points 0-0

24 or fewer points 0-0

25+ points 0-3

EMU's Record When...

Leading after the 1st qtr. 0-1

Trailing after the 1st qtr. 0-2

Leading at halftime 0-1

Trailing at halftime 0-2

Leading after the 3rd qtr. 0-1

Trailing after the 3rd qtr. 0-2

Tied after the 4th qtr. 0-0

EMU's Record With...

less than 300 yards 0-1

400+ yards total offense 0-1

500+ yards total offense 0-1

600+ yards total offense 0-0

less than 100 yards rush 0-2

100+ yards rushing 0-1

150+ yards rushing 0-1

200+ yards rushing 0-1

250+ yards rushing 0-1

less than 200 yards pass 0-0

300+ yards passing 0-0

350+ yards passing 0-0

400+ yards passing 0-0

450+ yards passing 0-0

EMU's Record When Allowing...

less than 200 total yards 0-0

less than 300 total yards 0-0

less than 400 total yards 0-0

400+ yards total offense 0-3

less than 100 yards rush 0-0

100+ yards rush 0-3

less than 200 yards pass 0-0

less than 250 yards pass 0-2

less than 300 yards pass 0-3

300+ yards pass 0-0



HEAD COACH

CHRIS CREIGHTON

SEVENTH YEAR AT EMU • KENYON, 1991 • @COACH_CREIGHTON

Toughness. Pride. Resilience. These key words have come to describe EMU football as **Chris Creighton** enters his seventh season as the head man at EMU in 2020.

Named the 37th head football coach at Eastern Michigan University on Dec. 11, 2013, Creighton and his staff have made tremendous strides in changing the culture and mindset surrounding the program.

During his 24-year head coaching career, the 51-year-old Creighton has accumulated eight conference titles and an all-time record of 167-96 (.635 winning percentage). He is the only coach in EMU history to lead the program to multiple bowl appearances with the 2016 Bahamas Bowl, the 2018 Camellia Bowl, and the 2019 Quick Lane Bowl. Voted a finalist for the 2016 American Football Coaches Awards' first-ever Comeback Coach of the Year, Creighton led EMU in to the program's first winning season since 1995 and its first bowl appearance since 1987.

One of eight active Football Bowl Subdivision coaches to record more than 160 wins, Creighton helped the Eagles to the program's first win in 126 seasons over a Big Ten or Power Five team with a 16-13 victory over Rutgers, Sept. 9, 2017. Nearly one year later, EMU used a 24-yard field goal as time expired for a stunning 20-19 win over Purdue, Sept. 8, 2018, for Eastern's first walk-off win in two decades. The magic continued in 2019, when Eastern posted its third-consecutive Big Ten road victory with a 34-31 walk-off triumph at Illinois, Sept. 14.

Under Creighton's leadership, EMU is amid one of the best four-year stretches in program history. EMU is 25-26 since 2016, its most wins in a four-season span since 1986-89 when the Eagles went 6-5, 10-2, 6-3-1, and 7-3-1. Furthermore, EMU is 10-4 in the month of November the last four years. In the four seasons prior, Eastern combined for a total of seven wins during the entire 2012, 2013, 2014, and 2015 campaigns.

In 2019, Eastern played in a postseason bowl for the third time in the last four seasons, and for the fifth time in school history. It was also the first time in program history that EMU played in the postseason in consecutive campaigns.

There was plenty of reason to "say our name" in 2018, thanks to the play both on and off the field. After a successful regular season, Eastern aided its postseason hopes with a viral video of student-athletes lip syncing to Destiny's Child's "Say My Name" to help EMU claim its second bowl appearance in three seasons.

Eastern Michigan finished the 2018 season with a 7-6 record after a last-second field goal proved to be the difference against Georgia Southern in the Camellia Bowl. EMU closed the regular season with five straight Mid-American Conference victories for its first winning record in conference play since 1995. Furthermore, the Green and White's 22.1 points allowed per game tied for the 11th-best mark in school history in the modern era (since 1976), and the best since 1993.

One of the best football teams in recent Eastern Michigan history and arguably one of the best in the Mid-American Conference, the Eagles experienced plenty of moments of celebration as well as heartbreak in 2017.

The margin for error was razor thin for the Eagles this year as nine of EMU's 12 games were decided by seven points or less, including six of EMU's seven losses coming down to one possession, and a school-record three in overtime. All told, EMU's seven losses were by a combined 35 points.

The 2016 Eagles finished in a seven-way tie for the most improved program in the Football Bowl Subdivision (FBS) in 2016, bettering its win total from one win in 2015, to seven. Creighton led the Eagles to their first bowl appearance in 29 years. The turnaround was tied for the largest in school history, equalled only by the 1924 and 1977 teams. As an offense, EMU ranked 35th in the FBS in total offense, posting 455.2 yards per game in 13 contests. The team also shattered the school record for total offense with 5,917 yards, breaking the previous record of 5,010. Other notable offensive highlights for the Eagles included ranking 16th nationally in third down conversions, 18th in passing offense, 21st in red zone offense, and 25th in first down offense.

On defense, the Eagles saw a remarkable improvement in its first season under defensive coordinator Neal Neathery. EMU allowed 86.5 yards per game less in 2016 (432.7 per game) than it did in 2015 (519.2 per game) to rank 83rd in the country and seventh in the MAC. The team also took a huge step forward in stopping the run, as the defense gave up 149 yards per game less on the ground in 2016 than it did a year earlier. Overall, EMU was nationally ranked seventh in fumbles recovered, 32nd in turnovers gained, 58th in interceptions, and 59th in rushing defense.

Away from the field, EMU led the MAC in team grade point average for the 2015-16 academic year. It marked the second consecutive season the Eagles posted the top GPA in the league, holding a 2.90 team mark.

During the 2015 campaign, the Eagles finished the regular season ranked nationally in the top-60 in seven statistical categories to go along with 11 top-five rankings in the MAC. EMU finished the year with 39 touchdowns, a mark that is tied for the fifth-most in a single-season during the squad's history, while its 4,560 yards of total offense is also the fifth most.

In his first year in Ypsilanti, Creighton's Eagles finished the regular season ranked nationally in the top-60 in nine statistical categories to go along with six top-five rankings in the MAC standings. Nationally, EMU

finished the year tied with Georgia Tech, Northwestern and Oklahoma State for most blocked kicks with six. The six rejections were the most since the 2009 season when the Green and White also blocked six kicks.

As an All-America quarterback, Creighton led Kenyon (Ohio) College to its only North Coast Athletic Conference title in 1989 and was named conference player of the year after setting single-season conference records for passing yardage (2,843) and touchdowns (29). He was inducted into the Kenyon Athletic Hall of Fame in 2008.

Creighton earned a Bachelor of Arts degree from Kenyon College in 1991 and a master's degree from Concordia (Ill.) University in 1993.

He and his wife, Heather, have two daughters, Hallie and Kate, and a son, Luke.

Active FBS Head Coaches with 160+ Career Victories

Coach, School	Years	Win	Loss	Tie	Pct.
Mack Brown, North Carolina	32	256	130	1	.663
Brian Kelly, Notre Dame	31	250	93	2	.728
Nick Saban, Alabama	25	249	65	1	.792
Willie Fritz, Tulane	24	182	100	0	.645
Kirk Ferentz, Iowa	25	176	127	0	.581
Gary Patterson, TCU	21	175	74	0	.703
Frank Solich, Ohio	22	172	101	0	.630
Chris Creighton, EMU	24	167	96	0	.635

Coaching Experience

2014-Present	Head Coach - Eastern Michigan University
2008-14	Head Coach - Drake University
2001-07	Head Coach - Wabash College
1997-00	Head Coach - Ottawa (Kan.) University
1993-96	Offensive Coord. - Manchester (Ind.) College
1993	Head Coach/QB - Limhamn (Sweden) Griffins
1991-92	Offensive Coord. - Concordia (Ill.) College

Year-By-Year Coaching Record

1997	Ottawa	9-2	NAIA playoffs, Conference title
1998	Ottawa	8-2	
1999	Ottawa	6-3	
2000	Ottawa	9-2	NAIA playoffs, Conference title
2001	Wabash	8-2	
2002	Wabash	12-1	NCAA Div. III playoffs, Conference title
2003	Wabash	7-3	
2004	Wabash	6-4	
2005	Wabash	11-1	NCAA Div. III playoffs, Conference title
2006	Wabash	8-2	Conference title
2007	Wabash	11-2	NCAA Div. III playoffs, Conference title
2008	Drake	6-5	
2009	Drake	8-3	
2010	Drake	7-4	
2011	Drake	9-2	Conference title (tie)
2012	Drake	8-3	Conference title (tie)
2013	Drake	6-5	
2014	EMU	2-10	
2015	EMU	1-11	
2016	EMU	7-6	Bahamas Bowl
2017	EMU	5-7	Defeated Rutgers
2018	EMU	7-6	Defeated Purdue/Camellia Bowl
2019	EMU	6-7	Defeated Illinois/Quick Lane Bowl
2020	EMU	0-3	

Career Records

Overall	167-96
at EMU	28-50
at Drake	44-22
at Wabash (Ind.)	63-15
at Ottawa (Kansas)	32-9



RARE FUMBLES: EMU has surrendered three fumbles in its last two contests, a trend that is rare for the Green and White. Prior to the giveaways in those games, EMU had not given the ball away on the ground in consecutive games since weeks 11 and 12 of the 2018 season, respectively.

JOLT OF JULIEN: Senior punter **Jake Julien**'s 53-yard blast against Toledo, Nov. 18, tied his season long for a single punt. The Barrie, Ontario native averaged 44.2 yards per punt over six tries on the night, totaling 265 yards. Julien was also able to pin the Rockets inside their own 20-yard line on two of his boots. Julien's 43.9 yards per punt average is second-best in the MAC and ranks 23rd nationally.

WELCOME HOME, WILLIAMS: Junior wide out **Quian Williams** had the best performance of his season against Toledo, Nov. 18. The Oklahoma City product recorded eight catches for 86 yards, which led the team. He also recorded his first score of the season when he hauled in a 12-yard touchdown reception with 7:13 left in the contest.

SPREADING THE WEALTH: Quarterback **Preston Hutchinson** had plenty of options in the passing game against Toledo, Nov. 18, as a season-high seven Eagles recorded receptions, six of which brought in at-least two grabs. EMU has spread the wealth well this season in the passing game, as at least five different players have received a pass in each game this season.

COUNTING CAREER-HIGHS: A total of 10 different Eagles recorded career-highs in tackles against Toledo, Nov. 18. Senior linebacker **Terry Myrick** led the way for the Green and White with 14 stops, three better than his previous high of 11. Three players registered their first career-tackles in the game as well.

Career-High Tackling Performances Against Toledo, Nov. 18

Player	Solo	Assist	Total	Previous High
Terry Myrick	4	10	14	11
Tariq Speights	4	7	11	7
Mark Lee Jr.	1	6	7	0
Kempton Shine	3	3	6	5
Jordan Crawford	1	5	6	2
Alvinoski LaFleur	5	-	5	4
Cater Stanger	1	3	4	1
DeZaun Brooks	-	2	2	0
Isaiah Watson	-	1	1	0
DJ Jackson	-	1	1	0

DEFENSE FORCING TURNOVERS: The EMU defense has been successful at forcing turnovers throughout the team's first three games this season. Eastern has recovered three fumbles and has two interceptions thus far, which ranks fourth and fifth in the conference, respectively. Through its first three games in 2019, EMU turned opponents over seven times.

EMU ON THE NATIONAL LEADERBOARDS: EMU has notched itself onto the national and conference leaderboards in a slew of individual and team-based categories. Senior linebacker **Terry Myrick** continues to be one of the nation's best tacklers, ranking third in the MAC and 10th in the NCAA in tackles per game (11.3), while as a team, EMU remains one of the most disciplined in the country (167 total penalty yards ranks 26th nationally).

EMU in the Top 40 in the NCAA Statistical Rankings (as of Nov. 19)

Category	Player	National Rank	MAC Rank	Value
Passing (YPG)	Preston Hutchinson	36	5	245.0
Total Offense (YPG)	Preston Hutchinson	33	3	277.7
Interceptions (per game)	Alvinoski LaFleur	9	1	0.7
Sacks (per game)	Turan Rush	8	t-1	1.17
Tackles For Loss (per game)	Turan Rush	30	5	1.5
Punting (YPP)	Jake Julien	23	1	43.9
Fumbles Recovered	Alex Merritt	t-39	t-1	1
Fumbles Recovered	Terry Myrick	t-39	t-1	1
Tackles (per game)	Terry Myrick	10	3	11.3
Net Punting	Eastern Michigan	15	3	42.19
Fewest Penalty Yards	Eastern Michigan	26	6	167

CHIP DIP: EMU and CMU will meet on the gridiron for the 98th time in history between the two programs, with the Chippewas holding the series lead, 61-30-6. Last year, Central raced out to an early lead and never looked back as it was able to pull out the win, 42-16, in Mount Pleasant.

THE LAST TIME WE MET: Big plays proved too much for Eastern as the Chippewas tallied three touchdowns of 60-or-more yards en route to 587 yards of offense in the 42-16 decision.

Quarterback **Mike Glass III** paced the EMU offense with 206 yards of total offense, throwing for one touchdown, and running for his eighth-career rushing TD. Wide out **Mathew Sexton** contributed his second touchdown of the season, while then-junior defensive back **Alvinoski LaFleur** recorded his first-career interception.

EMU Record Book

EMU Career Passing Yardage

1.	Walter Church (1996-2000)	9,142
2.	Brogan Roback (2013-17)	8,658
3.	Charlie Batch (1994-97)	7,592
4.	Andy Schmitt (2006-09)	5,867
5.	Matt Bohnet (2004-05)	4,988

EMU Career Touchdown Passes

1.	Brogan Roback (2013-17)	57
2.	Charlie Batch (1994-97)	53
3.	Walter Church (1996-2000)	43
4.	Matt Bohnet (2004-05)	35
5.	Alex Gillett (2009-12)	35

EMU Career Pass Completions

1.	Walter Church (1996-2000)	807
2.	Brogan Roback (2013-17)	745
3.	Andy Schmitt (2006-09)	607
4.	Charlie Batch (1994-97)	579
5.	Matt Bohnet (2004-05)	488

EMU Career Rushing Yards

1.	Gary Patton (1984-87)	3,497
2.	Mike Strickland (1972-74)	3,234
3.	Anthony Sherrell (2002-05)	2,888
4.	Larry Ratcliff (1969-71)	2,848
5.	Ricky Calhoun (1980-83)	2,665

EMU Career Receiving Yardage

1.	Eric Deslauriers (2003-06)	3,250
2.	Kevin Walter (1999-2002)	2,838
3.	Jermaine Sheffield (1997-99)	2,043
4.	Jacory Stone (2006-09)	1,851
5.	Steve Clay (1992-95)	1,846

EMU Career Tackles

1.	Reese McCaskill (1992-95)	450
2.	Daniel Holtzclaw (2005-08)	437
3.	Scott Russell (1988-2001)	423
4.	Jeff Bixler (1972-75)	375
5.	David Marshall (1979-83)	360

EMU Career Kickoff Return Yardage

1.	Tyler Allen (2011-14)	2,664
2.	Trumaine Riley (2003-06)	2,541
3.	Steve Clay (1992-95)	1,772
4.	Corey Welch (2008-11)	1,704
5.	Dontayo Gage (2006-09)	1,587



Single-Game Records

Total Plays

1.	Andy Schmitt (Nov. 28, 2008)	89
2.	Andy Schmitt (Nov. 22, 2008)	85
3.	Brogan Roback (Oct. 21, 2017)	81

Total Offense-Yards

1.	Andy Schmitt (Nov. 28, 2008)	554
2.	Reginald Bell (Nov. 22, 2014)	510
3.	Brogan Roback (Nov. 8, 2016)	509
4.	Andy Schmitt (Nov. 22, 2008)	504

Passing Yardage

1.	Andy Schmitt (Nov. 28, 2008)	516
2.	Andy Schmitt (Nov. 22, 2008)	484
3.	Brogan Roback (Nov. 8, 2016)	468

Touchdown Passes Thrown

1.	Kainoa Akina (Nov. 24, 2001)	6
t2.	Tyler Benz (Oct. 20, 2012)	5
t2.	Andy Schmitt (Nov. 28, 2008)	5

Touchdowns Scored

t-1.	Accomplished 13 times	4
	Most recent Bronson Hill (Oct. 13, 2012)	

Passes Caught

1.	Tyler Jones (Nov. 28, 2008)	23
2.	Kenny Christian (Sept. 23, 2000)	20
3.	Jacory Stone (Nov. 22, 2008)	18
	Tyler Jones (Nov. 22, 2008)	18

Receiving Yardage

1.	Ontario Pryor (Oct. 19, 1996)	241
2.	Kevin Walter (Oct. 5, 2002)	225
3.	Eric Deslauriers (Oct. 9, 2004)	209

Rushing Attempts

t-1.	Anthony Sherrell (Nov. 8, 2003)	43
	Anthony Sherrell (Nov. 15, 2003)	43

Rushing Yardage

1.	Larry Radcliff (Oct. 16, 1973)	291
2.	Bronson Hill (Oct. 13, 2012)	283
t-3.	Larry Radcliff (Oct. 2, 1971)	251
t-3.	Ime Akpan (Sept. 28, 2002)	251

Longest Field Goal Made

1.	Dylan Mulder (Nov. 7, 2015)	55
t2.	Accomplished seven times	52

LAST TIME CMU CAME TO TOWN: Tyler Wiegiers threw a seven-yard touchdown pass to **Blake Banham** midway through the fourth quarter and the defense forced a fumble that led to a game-clinching field goal three plays later as Eastern Michigan beat Central Michigan 17-7, Nov. 3, 2018.

Wiegiers directed a nine-play, 70-yard drive, completing all six passes on the drive for 66 yards. On the ensuing second down, **Jeremiah Harris** and **Ty Eddington** sacked Tony Poljan for a loss of 10 yards. On third-and-16, **Maxx Crosby** sacked Poljan and forced a fumble that Harris returned seven yards to the seven. **Chad Ryland**, then a freshman, booted a 26-yard field goal and **Vince Calhoun** picked off Austin Hergott with 2:08 to go to wrap it up.

Wiegiers was 17-of-25 for 150 yards with a pick and Banham had seven catches for 99 yards. **Shaq Vann**, who put the Eagles up 7-0 with a 26-yard run on their first possession, had 117 yards on 13 carries.

Central Michigan was held to 138 yards with four turnovers. The touchdown was a 68-yard fumble return by Mike Danna.

ON THE HORIZON: EMU will finish its in-state rivalry series on the road against Western Michigan, Dec. 5. The final road game on Eastern's 2020 slate is set to kick-off from Waldo Stadium in Kalamazoo.

KEEPING GOOD COMPANY: First-year starting quarterback, junior **Preston Hutchinson** put on an impressive offensive show against Ball State, Nov. 11. Most notably, Hutchinson led the Eagles' rushing attack with a career-best 104 yards in 17 attempts. With that performance, Hutchinson became the first EMU quarterback to go for 100-or-more yards on the ground since **Mike Glass III** did so against Toledo (125 yards), Oct. 13, 2018. His three rushing touchdowns are the most by an EMU quarterback in a single game since the 2014 season, when **Reginald Bell III** ran for three scores against Buffalo in week six of that season.

CONTINUING TO FLUSH IT: For the past four seasons, Eastern Michigan's motto has been to go 1-0 each week while "flushing" the previous outcome. The short term memory has proven beneficial for the program, with 32 of the last 53 (60%) contests decided by seven points-or-less.

Of those contests, eight have been decided in overtime with 19 coming down to the final play.

ANOTHER 100-YARD GAME: One week after junior **Hassan Beydoun** recorded a 112-yard receiving game at Kent State, Nov. 4, sophomore **Tanner Knue** registered a 121-yard performance of his own at Ball State, Nov. 11. The total yardage is not only the best by an EMU pass catcher this season, but is also a personal best for the Mason, Ohio native.

The 128th such performance in EMU football history, Knue's effort also gives Eastern three consecutive games with a 100-yard receiving performance. That streak, which dates back to the 2019 Quick Lane Bowl, is the best for the Green and White since the 2005 season, when **Eric Deslauriers** recorded three consecutive games of the sort between Nov. 5-19.

EVANS EATS IN DEBUT: Sophomore running back **Samson Evans** was impressive for the Green and White in his debut game against Ball State, Nov. 11. The Iowa transfer got 14 carries in the game, second behind quarterback **Preston Hutchinson**, and ran for 63 total yards. That number was the best of any EMU back in the game, and is the second-best rushing total by an EMU running back this season (**Darius Boone Jr.** - 68 at Kent State, Nov. 4).

GOOD MERRITT: Freshman defensive lineman **Alex Merritt** has big shoes to fill if he hopes to be as dominant as the last Eagle to wear his newly-fashioned No. 92, **Maxx Crosby**. Although he may not be playing at the level of a fourth-round NFL draft pick just yet, he did put together an incredible game at Ball State, Nov. 11. The Queen City-product recorded six tackles (5 solo, 1 assist), one tackle for loss (10 yards), one sack, and also picked up a fumble recovery. Those numbers are all personal-bests.

RYLAND HITS FROM DEEP: Junior kicker **Chad Ryland** matched a career-best kick when he drilled a 52-yard field goal against Ball State, Nov. 11. The third 52-yarder of his career, Ryland has now hit four from 50+ in this, his third season, with the Green and White. The kick is the longest by any MAC student-athlete this season. Ryland's effort was three yards short of **Dylan Mulder's** 55-yard make from 2015, which is EMU's longest all-time field goal make. Despite being just short of the all-time distance record, Ryland is now the only player in Eastern Michigan history with four makes from better-than 50 yards.

HOT IN NOVEMBER: If EMU is going to play two-thirds of its six-game slate in one calendar month, there may be no better span than the month of November. Eastern is 10-7 in the month of November the last five years. In the four seasons prior, Eastern combined for a total of seven wins during the entire 2012, 2013, 2014, and 2015 campaigns.



TWO X TWO FOR THE DEUCE: Senior tight end **Thomas Odukoya** did not disappoint in his first game donning "The Deuce," on Nov. 4. The first-year team captain put together a two reception season-opener, both of which were touchdowns, at Kent State. His reception and TD numbers were both career-bests.

HOW ABOUT HUTCHINSON: First-year starting quarterback, junior **Preston Hutchinson**, looked experienced and confident in his season-opener against Kent State, Nov. 4. He completed 21-of-35 pass attempts and amassed 241 yards through the air, which marks the best aerial performance for an EMU QB in a season-opener since **Brogan Roback** tossed for 267 yards against Charlotte in 2017. Hutchinson and Roback's respective numbers are the first and second-best in that category since the turn of the century at EMU.

HERE COMES THE BOONE: **Darius Boone Jr.** became the first freshman running back at EMU to rush for 65+ yards in a single game since the 2016 campaign when he went for 68 yards on nine carries against Kent State, Nov. 4. **Breck Turner**, the last player to accomplished that feat, did so in 2016's week seven matchup against Western Michigan. Turner tallied 86 yards on the ground in that performance.

HOT OUT OF HALFTIME: Defensive coordinator **Neal Neathery** continues to prove that his halftime adjustments are spot-on, as the EMU defense held an opponent scoreless in the third quarter yet again when it blanked Kent State in the third frame, Nov. 4.

The third-quarter shutout marks the 10th time in Eastern's last 28 contests that its opponent has failed to score in the first quarter out of the break. In their three third-quarter possessions, the Golden Flashes were able to muster just 29 yards of total offense and had the ball for just 2:57 of clock time.

BIG GAME BEYDOUN: Junior wideout **Hassan Beydoun** continued to expand his role within the EMU offense during Eastern's week one game at Kent State, Nov. 4. Beydoun hauled in nine receptions for 112 yards. His catch total ties a career-high. Additionally, Beydoun brought in a 35-yard reception in the fourth quarter, which also tied a career-high. His total reception yards was just one yard behind the career-best 113 he recorded in the 2019 Quick Lane Bowl.

SIGNIFICANT STRETCH OF DEFENSE: Eastern's defense was able to keep Kent State off the scoreboard for a stretch of five-consecutive possessions in its week one matchup with the Golden Flashes, Nov. 4. The effort, which saw the Eagles force three punts, an interception, and a clock run out, all between the second and third quarters, respectively, allowed EMU's offense to get back in the game.

The performance was the best for the Eastern defense since it blanked Akron for seven-straight possessions in week 10 of the 2019 season. Overall, **Neal Neathery's** unit have stopped opposing offenses on at least five-consecutive drives 26 times in 22 different games since his arrival in 2016. EMU is 15-7 in those games, with four of the losses coming in overtime and five finishing within one score.

Games Under Neal Neathery With Five-Consecutive Stops or Better

Opponent	Location	Date	Consecutive Stops	Outcome
Mississippi Valley State	H	9-2-16	12	W, 61-14
Wyoming	A	9-23-16	6	W, 27-24
Bowling Green	A	10-1-16	5	W, 28-25
Miami	H	10-29-16	5	L, 28-15
Ball State	A	11-8-16	5&5	W, 48-41
Northern Illinois	H	11-16-16	6	L, 31-24 OT
Charlotte	H	9-1-17	12	W, 24-7
Rutgers	A	9-9-17	6	W, 16-13
Ohio	H	9-23-17	5&6	L, 27-20 OT
Northern Illinois	A	10-26-17	5	L, 30-27 OT
Ball State	H	11-2-17	7	W, 56-14
Central Michigan	A	11-8-17	6	L, 42-30
Miami	A	11-15-17	7	W, 27-24
Monmouth	H	8-31-18	6	W, 51-17
Purdue	A	9-8-18	6	W, 20-19
Northern Illinois	H	9-29-18	8	L, 26-23 3 OT
Central Michigan	H	11-3-18	7&7	W, 17-7
Akron	H	11-10-18	5&8	W, 27-7
Kent State	A	11-23-18	10	W, 28-20
Illinois	A	9-14-19	9	W, 34-31
Central Connecticut State	H	9-21-19	6	W, 34-29
Kent State	A	11-4-20	5	L, 27-23

129 YEARS OF FOOTBALL: This is the 129th year for the EMU football team. The first year of intercollegiate football in Ypsilanti was 1891, when the team, then known as the Michigan Normal College Normalites, posted an 0-2 record. EMU has fielded a team every year since 1891 with one exception, when the 1944 season was canceled because of World War II.

Team Single-Game Records

Points

1.	vs. Eastern Illinois (Oct. 27, 1956)	65
2.	at Akron (Nov. 24, 2001)	62
3.	vs. CMU (Nov. 6, 2004)	61
	vs. Mississippi Valley (Sept. 2, 2016)	61
5.	vs. Ball State (Nov. 14, 1970)	60

Total Offense

1.	vs. Indiana State (Aug. 28, 2008)	637
2.	vs. Akron (Oct. 18, 1997)	632
3.	vs. Toledo (Oct. 13, 2012)	624

Total Rushing Yards (Net)

1.	vs. Indiana State (Aug. 28, 2008)	413
2.	vs. UW-Milwaukee (Oct. 24, 1970)	410

First Downs

1.	vs. Central Michigan (Nov. 28, 2008)	38
2.	at Ball State (Nov. 8, 2016)	35
3.	at Central Michigan (Oct. 19, 1996)	33

Extra Points Converted

1.	at Akron (Nov. 24, 2001)	8
	vs. Central Michigan (Nov. 28, 2008)	8
	vs. Mississippi Valley (Sept. 2, 2016)	8

More Career Records-Individual

EMU Career Total Plays (Pass and Rush)

1.	Walter Church (1996-00)	1,657
2.	Brogan Roback (2013-2017)	1,459
3.	Andy Schmitt (2005-09)	1,210
4.	Charlie Batch (1994-97)	1,179
5.	Alex Gillett (2009-12)	1,166

EMU Career Yards (Passing and Rushing)

1.	Brogan Roback (2013-2017)	8,881
2.	Walter Church (1996-00)	8,628
3.	Charlie Batch (1994-97)	7,715
4.	Alex Gillett (2009-12)	6,836
5.	Andy Schmitt (2005-09)	6,745

EMU Career Receptions

1.	Eric Deslauriers (2003-06)	248
2.	Kevin Walter (1999-02)	211
3.	Jacory Stone (2006-2009)	178

EMU Career Touchdowns

1.	Gary Patton (1984-87)	31
2.	Anthony Sherrell (2002-05)	28
3.	Eric Deslauriers (2003-06)	27
4.	Larry Ratcliff (1969-71)	26
5.	Kerry Keating (1954-57)	25



DIALING IN THE CALLS: For the first time in his EMU tenure, Head Coach **Chris Creighton** will be calling his own offensive plays after previously doing so at his other coaching stops. Creighton is one of 17 FBS head coaches that serves as the primary play caller for their team.

BIZZARO WORLD: For just the fourth time in program history, Eastern opened a season against the team (Kent State) it closed the previous regular season against. Prior to 2020, the last time it occurred was in 1986 when EMU opened the year at home against Western Michigan after wrapping up the 1985 campaign in Kalamazoo.

The Nov. 4 opener was also the latest kickoff to a season in program history, breaking the previous mark set by the 1899 squad when it battled the Michigan Freshman to a 5-5 tie, Oct. 30.

ONE OF A KIND: Eastern Michigan was the only Mid-American Conference team to boast a victory over a Power 5 Conference opponent in 2019. EMU walked off Illinois of the Big Ten conference with a 24-yard field goal as time expired, Sept. 14, 2019. It was the third-consecutive season that Eastern knocked off a Big Ten opponents (2017-Rutgers, 2018-Purdue).

WIN THE TURNOVER BATTLE: A common goal in Head Coach **Chris Creighton's** program, Eastern has won or tied (20-3) the turnover battle in 23 of its last 26 victories under Creighton.

NEATHERY'S SACK FACTORY: Prior to EMU Associate Head Coach/Defensive Coordinator **Neal Neathery's** arrival in 2016, the Eagles recorded four-or-more sacks just eight times in the 10 previous seasons. Under his direction, Eastern has accomplished the feat 12 times, most recently in its 34-31 win over Illinois, Sept. 14, 2019.

TEAM THEME: Plastered along the halls of the Student-Athlete Performance Center, on team t-shirts, and on social media, the 2020 theme of EMU football is officially, "Breakthrough." The theme represents the team's mission to consistently do what is necessary to move the program into the next tier of success. According to team members, being competitive in the MAC and going to bowl games is not enough. Now, it is time for the team to have a "breakthrough," and compete at an even higher level.

2020 CAPTAINS: Eastern Michigan University's football team announced its captains for the 2020 campaign, Aug. 12. Providing leadership for the squad will be seniors **Thomas Odukoya** and **Turan Rush**. Both seniors each earned the honor for the first time. Additionally, this marks the first season under Head Coach **Chris Creighton** that each captain came to Ypsilanti by way of a transfer. Odukoya, an Almere, Netherlands native, began his career at Garden City Community College. Rush, of Charleston West Side, W. Va., started at Antelope Valley.

RECORD SETTING 2019: EMU tallied a total of 95 game, season, or career entries into the EMU record books in 2019. Then-senior defensive back **Vince Calhoun** became the all-time leader in starts at Eastern when he took the field against Kent State, Nov. 19. Former quarterback **Mike Glass III** finished first all-time in single-season completions, and former running back **Shaq Vann** etched his name as seventh all-time in career rushing yards (2,529). These are just some examples of the record book entries that EMU student-athletes accomplished in 2019.

CONSISTENT COACHING: When **Chris Creighton** stepped onto the field in Kent, Ohio, Nov. 4, to lead the Eagles against the Kent State, he officially began his seventh year at the helm of the program. Nine coaches, five head and four interim, have come-and-gone at EMU since the last time a head-man has coached seven years (**Jim Harkema**, 1983-92) at Eastern. Harkema, who coached nine full seasons for the Green and White, resides one spot ahead of Creighton as the fourth-winningest coach in program history.

RUNNING BACK PRODUCTION: Eastern Michigan was one of just 10 Football Bowl Subdivision (FBS) schools not to have a running back on its roster with a game started. Furthermore, EMU's tailbacks open the 2020 campaign with a combined 10 career rushing attempts (**Karmi Mackey 8, Darius Boone Jr. 2**).

Fewest Career RB Starts to Begin 2020

Arizona State - 0	Eastern Michigan - 0
Memphis - 0	New Mexico State - 0
Northern Illinois - 0	SMU - 0
South Carolina - 0	Stanford - 0
Syracuse - 0	Wisconsin - 0
LSU - 1	Maryland - 1
TCU - 1	UMASS - 1
Vanderbilt - 2	Utah - 2
Kansas State - 3	Florida State - 3
Florida - 3	Arizona State - 4

Fewest Career RB Carries to Open 2020

Arizona State - 0
Northern Illinois - 9
Eastern Michigan - 10
New Mexico State - 31
Syracuse - 53
South Carolina - 68

YOUTH MOVEMENT: EMU will boast the 19th youngest roster in all of the FBS ranks with 62.5 percent of the squad made up of underclassmen in 2020.

Highest Percentage of Underclassmen on a FBS Roster

School	Total	Fr. (True/RS)	Soph.	Team Size	Pct.
1. Oregon	81	47 (28/19)	34	110	73.6
2. Florida State	85	57 (39/18)	28	117	72.6
3. East Carolina	83	59 (38/21)	24	115	72.2
4. Stanford	73	44 (28/16)	29	102	71.6
5. Syracuse	68	47 (29/18)	21	96	70.8
6. Nebraska	108	78 (39/39)	30	153	70.6
7. Arizona State	77	49 (31/18)	28	113	68.1
8. Clemson	81	51 (29/22)	30	120	67.5
9. Utah	80	60 (40/20)	20	120	66.7
10. Colorado	69	40 (25/15)	29	105	65.7
11. Kansas State	84	55 (35/20)	29	128	65.6
12. South Carolina	74	54 (38/16)	20	113	65.5
13. Utah State	68	45 (25/20)	23	104	65.4
14. Bowling Green	69	64 (43/31)	5	106	65.1
15. TCU	80	50 (27/23)	30	123	65.0
16. SMU	94	66 (30/36)	28	146	64.4
17. BYU	77	45 (28/17)	32	121	63.6
18. Maryland	75	46 (36/10)	29	118	63.6
19. Eastern Michigan	70	48 (27/21)	22	112	62.5
20. Boise State	64	37 (24/13)	27	103	62.1
21. Navy	90	48 (48/ 0)	42	145	62.1
22. Florida	74	48 (27/21)	26	120	61.7
23. Arizona	69	39 (33/ 6)	30	112	61.6
24. Ball State	66	44 (22/22)	22	108	61.1
25. Colorado State	64	40 (24/16)	24	105	61.0

Schools with the Fewest Players in their Last year of Eligibility:

School	Sr.	Gr.Tr.	Total
1. Stanford	9	1	10
2. Colorado	9	2	11
t-3. Clemson	12	0	12
t-3. Maryland	11	1	12
t-3. Syracuse	11	1	12
6. Florida State	9	4	13
t-7. Eastern Michigan	14	0	14
t-7. Oregon State	13	1	14
9. Oregon	13	2	15
10. Bowling Green	16	0	16

THE CREIGHTON DIFFERENCE: Head Coach **Chris Creighton** has won nearly 50 percent (25-of-53) of his games since the start of the 2016 season. In the three seasons prior to his arrival in Ypsilanti, the Eagles were victorious in just 28 percent (10-of-36) of their games.



THE NOT-SO UNDERDOGS: With EMU's win over Illinois, Sept. 14, 2019, Head Coach **Chris Creighton** picked up a third "Power Five" win in a three-year span. Creighton is one of two active MAC coaches to have multiple "Power 5" wins. He joins Ohio's Frank Solich (5).

CREIGHTON ENTERS TOP-FIVE: With six more wins in the 2019 campaign, EMU Head Coach **Chris Creighton** continued to climb the EMU all-time wins ladder. Currently the fifth-winningest coach in program history, Creighton is just 13 games away from tying **Jim Harkema** (41 wins) for fourth-best all-time at Eastern. The San Francisco native is the only coach in EMU history to take a team to three postseason bowl games.

WHERE IN THE WORLD IS CHRIS CREIGHTON?: In his head coaching career, **Chris Creighton** has racked up the frequent flyer miles, coaching games in seven different countries. Creighton added the Bahamas to that list in 2017 when he lead the Eagles to the Bahamas Bowl after it already consisted of the United States, Sweden, Austria, Panama, Tanzania, and Germany.

STABILITY IS THE NAME OF THE GAME: In an era when head coaches seem to change frequently, Eastern Michigan has been able to go seven seasons with the same football and men's basketball coaches. It is the longest by EMU since it also went seven years (1986-92) without a change under the leadership of football's **Jim Harkema** and men's basketball's **Ben Braun**.

Overall, EMU has the longest active streak of stability between the two program's in the Mid-American Conference.

Stability at the Top

School	Football Coach - Years	M. Basketball Coach - Years
Eastern Michigan	Chris Creighton - 7	Rob Murphy - 10
Toledo	Jason Candle - 6	Tod Kowalczyk - 10
Ball State	Mike Neu - 5	James Whitford - 8
Miami	Chuck Martin - 8	Jack Owens - 3
Kent State	Sean Lewis - 3	Rob Senderoff - 9
Akron	Tom Arth - 2	John Groce - 3
Bowling Green	Scot Loeffler - 2	Michael Huger - 6
Buffalo	Lance Leipold - 6	Jim Whitesell - 2
Central Michigan	Jim McElwain - 2	Keno Davis - 9
Northern Illinois	Thomas Hammock - 2	Mark Montgomery - 10
Ohio	Frank Solich - 16	Jeff Boals - 2
Western Michigan	Tim Lester - 4	Clayton Bates - 1

STABILITY PART DUEX: In his seventh season in Ypsilanti, EMU Head Coach **Chris Creighton** is now the 25th longest-tenured Football Bowl Subdivision (FBS) head coach.

Current Longest Tenured FBS Head Coaches

	Coach, School	Date Hired
1.	Kirk Ferentz, Iowa	Dec. 2, 1998
2.	Gary Patterson, Texas Christian	Dec. 8, 2000
3.	Kyle Whittington, Utah	Dec. 9, 2004
4.	Frank Solich, Ohio	Dec. 17, 2004
5.	Mike Gundy, Oklahoma State	Jan. 3, 2005
6.	Rick Stockstill, Middle Tennessee	Dec. 12, 2005
7.	Pat Fitzgerald, Northwestern	July 7, 2006
8.	Troy Calhoun, Air Force	Dec. 22, 2006
9.	Nick Saban, Alabama	Jan. 3, 2007
10.	Ken Niumatalolo, Navy	Dec. 8, 2007
11.	David Cutcliffe, Duke	Dec. 15, 2007
12.	Dabo Swinney, Clemson	Oct. 13, 2008
13.	Brian Kelly, Notre Dame	Dec. 11, 2009
14.	Doc Holliday, Marshall	Dec. 17, 2009
15.	David Shaw, Stanford	Jan. 13, 2011
16.	Mark Stoops, Kentucky	Nov. 27, 2012
17.	Dave Doeren, N.C. State	Dec. 1, 2012
18.	Gus Malzahn, Auburn	Dec. 4, 2012
19.	Skip Holtz, Louisiana Tech	Dec. 14, 2012
20.	Doug Martin, New Mexico State	Feb. 1, 2013
21.	Chuck Martin, Miami (Ohio)	Dec. 3, 2013
22.	Craig Bohl, Wyoming	Dec. 8, 2013
23.	Dave Clawson, Wake Forest	Dec. 10, 2013
24.	Bryan Harsin, Boise State	Dec. 11, 2013
25.	Chris Creighton, Eastern Michigan	Dec. 12, 2013





2020 EMU Football Honors

Jake Donnellon, Offensive Line

- 4th Team Preseason All-MAC by Athlon Sports

Brian Dooley, Offensive Line

- 4th Team Preseason All-MAC by Phil Steele

Dylan Drummond, Wide Receiver

- Paul Hornung Award Watch List
- 3rd Team Preseason All-MAC by Phil Steele
- 1st Team PR Preseason All-MAC by Athlon Sports
- 3rd Team KR Preseason All-MAC by Athlon Sports

Jake Julien, Punter

- 1st Team Preseason All-MAC by Phil Steele
- 1st Team Preseason All-MAC by Athlon Sports

Freddie McGee III, Defensive Back

- 4th Team Preseason All-MAC by Athlon Sports

Terry Myrick, Linebacker

- 3rd Team Preseason All-MAC by Phil Steele
- 4th Team Preseason All-MAC by Athlon Sports

Thomas Odukoya, Tight End

- John Mackey Award Preseason Watch List
- Wuerffel Trophy Watch List
- William V. Campbell Trophy Semifinalist
- 4th Team Preseason All-MAC by Phil Steele

Sidy Sow, Offensive Line

- 2nd Team Preseason All-MAC by Phil Steele
- 3rd Team Preseason All-MAC by Athlon Sports

Turan Rush, Defensive Line

- 4th Team Preseason All-MAC by Phil Steele
- 4th Team Preseason All-MAC by Athlon Sports

Chad Ryland, Kicker

- 2nd Team Preseason All-MAC by Phil Steele
- 3rd Team Preseason All-MAC by Athlon Sports

Mike Van Hoven, Punter

- 4th Team Preseason All-MAC by Athlon Sports
- Rimington Trophy Watch List

Quian Williams, Wide Receiver

- 4th Team Preseason All-MAC by Phil Steele
- 3rd Team Preseason All-MAC by Athlon Sports

100-YARD RUSHERS

Player	2020	Career	'20 Opponent
P. Hutchinson	1	1	BSU

100-YARD RECEIVERS

Player	2020	Career	'20 Opponent
Hassan Beydoun	1	2	KSU
Quian Williams		1	
Tanner Knue	1	1	BSU

INTERCEPTIONS

Player	2020	Career
Alvinoski LaFleur	2	3
Blake Bogan		2
Korey Hernandez		1
Jeff Hubbard		2
Clay Holford		1
Freddie McGee		1

Slaying the Dragons - Accomplishments in the Chris Creighton Era

- 1st Win over a "Power 5" Conference team (Rutgers)
- 1st Win over a Big Ten Conference Team (Rutgers)
- 1st Bowl Appearance in 29 years (1987 California Bowl to 2016 Bahamas Bowl)
- 1st Bowl Played on US soil in 31 years (1987 California Bowl to 2018 Camellia Bowl)
- 1st Winning season since 1995 (7-6 record in 2016)
- 1st Non-conference road victory since the 1988 campaign (at Wyoming in 2015)
- 1st Back-to-back season since 2008-09 that players were taken in the NFL Draft
- 1st Three game road winning streak since 1967
- 1st Win over Miami University since 1993
- 1st Win over Ohio University in Athens, Ohio since 1994
- 1st Win over Northern Illinois University since 2007
- 1st Win over Toledo since 2006
- 1st Win at Akron since 1995
- 1st Three-game winning streak against Big Ten Conference opponents
- 1st Three-game MAC winning streak since 1999
- 1st Four-game MAC winning streak since 1995
- 1st Five-game MAC winning streak since 1989
- 1st winning Mid-American Conference campaign since 1995
- 1st time EMU student-athletes have the opportunity to play in two bowl games in their careers
- 1st time EMU student-athletes have the opportunity to play in three bowl games in their careers
- First EMU Head Coach to defeat all 11 other MAC members
- First time EMU has been bowl eligible in back-to-back seasons
- 2nd Win over a "Power 5" Conference team (Purdue)
- 2nd Win over a Big Ten Conference team (Purdue)
- 3rd Win over a "Power 5" Conference team (Illinois)
- 3rd Win over a Big Ten Conference team (Illinois)
- Most Improved Program in the Football Bowl Subdivision (FBS) in 2016
- Largest single-season turnaround in school history (1-11 in 2015 to 7-6 in 2016)
- Largest deficit overcome in program history at 21-points (at Ball State in 2016)
- Largest MAC margin of victory in program history at 42-points (vs. Ball State in 2017)

BLOCKED KICKS IN CREIGHTON ERA

Opponent	Type	Date
Morgan State	Punt (TD)	Aug. 30, 2014
Morgan State	41-yd FG	Aug. 30, 2014
Buffalo	39-yd FG	Oct. 11, 2014
NIU	24-yd FG	Oct. 25, 2014
NIU	32-yd FG	Oct. 25, 2014
Central Michigan	Punt	Nov. 1, 2014
Wyoming	22-yd FG	Sept. 23, 2016
NIU	36-yd FG	Nov. 16, 2016
NIU	Punt (TD)	Oct. 26, 2017
WMU	PAT	Oct. 6, 2018
Army West Point	Punt	Oct. 27, 2018
Georgia Southern	Punt	Dec. 15, 2018
Central Connecticut	Punt (TD)	Sept. 21, 2019
Kent State	47-yd FG	Nov. 29, 2019
Pittsburgh	Punt	Dec. 26, 2019
Toledo	37-yd FG	Nov. 18, 2020

TRACKING THE EAGLES IN 2020

Opponent	Time	Length	Att.	Halftime Score	Final Score	Coin Toss	Kickoff Receive	1st EMU Poss.	1st Opp. Poss.	Game Pants	Game Jersey	Game Helmet
at Kent State*	6 p.m.	3:15	N/A	9-20	23-27	EMU	KSU	Downs	TD	White	White	Green
at Ball State*	7 p.m.	3:36	1,183	13-21	31-38	EMU	BSU	TD	Punt	Grey	White	Grey
TOLEDO*	7 p.m.	3:37	N/A	7-24	28-45	EMU	TOL	Punt	Punt	White	Green	Green
CENTRAL MICHIGAN*	4 p.m.									Green	Green	Grey
at Western Michigan*	2 p.m.											
NORTHERN ILLINOIS*	TBA											



The Last Time...

RUSHING

An EMU player rushed 30+ yards from scrimmage
An EMU player rushed 40+ yards from scrimmage
An EMU player rushed 50+ yards from scrimmage
An EMU player rushed 60+ yards from scrimmage
An EMU player rushed 70+ yards from scrimmage
An EMU player rushed 80+ yards from scrimmage
An EMU player rushed for 100+ yards in a game
An EMU player rushed for 200+ yards in a game
An EMU player carried 30+ times in a game
An EMU player carried 40 times in a game
An EMU player carried 43 times in a game
An EMU player scored three TDs rushing
An EMU player scored four TDs rushing
Two EMU players rushed for 100+ yards in a game

PASSING

An EMU player completed 30+ passes in a game
An EMU player completed more than 40+ passes in a game
An EMU player threw three TD passes
An EMU player threw four TD passes
An EMU player threw five TD passes
An EMU player passed for 300+ yards in a game
An EMU player passed for 400+ yards in a game
An EMU player passed for 500+ yards in a game
An EMU player completed more than 75% of his passes
A EMU non-quarterback threw a touchdown pass

RECEIVING

An EMU player had 10+ receptions in a game
An EMU receiver had 100+ yards in a game
An EMU receiver had 200+ yards in a game
An EMU receiver caught three TDs in a game
An EMU receiver caught four TDs in a game
Two EMU players 100+ receiving yards in a game
Nine-or-more different receivers caught a pass
12-or-more different receivers caught a pass

MISCELLANEOUS

An EMU player registered a 60-yard punt
An EMU player registered a 70-yard punt
An EMU player registered a 80-yard punt
An EMU player registered a 90-yard punt
An EMU player kicked a 50+ yard field goal
EMU recovered an on-side kick
An opponent recovered an on-side kick
EMU registered a safety
An EMU player had multiple interceptions in a game
An EMU player had four interceptions in a game
An EMU player returned a punt for a touchdown
An EMU player returned a kickoff for a touchdown
An EMU player returned the game opening kickoff for a touchdown
An opponent returned the game opening kickoff for a touchdown
An EMU player returned a fumble for a touchdown
An EMU player returned an interception for a touchdown
An EMU player blocked a punt
An EMU player blocked a punt and returned it for a touchdown
An EMU player blocked a field goal
EMU registered two blocked field goals in the same game
An EMU player blocked a PAT and returned it for a score
An EMU player record a run, pass completion and catch in the same game
EMU blocked punt, blocked a field goal and returned a punt for a TD in same game
EMU recorded a successful fake punt
EMU won on the final play of the game
EMU won a game with a game-ending field goal
EMU lost on the final play of the game
EMU lost a game on a game-ending field goal
EMU recorded a shutout
Fastest EMU score to open a game
EMU was the victim of a shutout
EMU won a road non-conference game
EMU received votes in the Amway Coaches Poll
EMU received votes in the Associated Press Coaches Poll
Won three-or-more consecutive games
Won five-or-more consecutive conference games

Preston Hutchinson, 31 yds. at Ball State (11-11-20)
Mike Glass III, 44 yds. at Akron (11-12-19)
Willie Parker, 50 yds. vs. Toledo (10-13-18)
Ian Eriksen, 71 yds. at Miami (11-15-17)
Ian Eriksen, 71 yds. at Miami (11-15-17)
Larry Ratcliff, 88, vs. Wisc.-Mil. (10-23-71)
Preston Hutchinson, 118 yds. at Ball State (11-11-20)
Reginald Bell, 202 yds. vs. Buffalo (10-11-14)
Ian Eriksen, 30 attempts vs. Northern Illinois (11-16-16)
Anthony Sherrell, 40 attempts, at North. Ill. (11-22-03)
Anthony Sherrell, 43 attempts, vs. Ball St. (11-15-03)
Preston Hutchinson, 3TDs at Ball State (11-11-20)
Shaq Vann, 4TDs at Akron (11-12-19)
Reggie Bell, 133, Ryan Brumfield, 112, vs. North. Ill. (10-25-14)

Preston Hutchinson, 31 completions, vs. Western Michigan (10-19-19)
Andy Schmitt, 58 completions, vs. CMU (11-28-08)
Preston Hutchinson, 4 TDs, vs. Toledo (11-18-20)
Preston Hutchinson, 4 TDs, vs. Toledo (11-18-20)
Tyler Benz, 5 TDs, vs. Army (10-20-12)
Mike Glass, 311 yds, vs. Pittsburgh (12-26-19)
Brogan Roback, 468 yds., at Ball State (11-8-16)
Andy Schmitt, 516 yds., vs. Central Michigan (11-28-08)
Mike Glass III, 83.3% (20-of-24) at Northern Illinois (11-19-19)
Isaac Holder, 34 yds. vs. Monmouth (8-31-18)

Antoine Porter, 10 receptions, vs. Western Michigan (10-21-17)
Tanner Knue, 121 yds. at Ball State (11-11-20)
Kevin Walter, 225 yards, vs. Akron (10-5-02)
Eric Deslauriers, 4 TDs, vs. Central Mich. (11-6-04)
Eric Deslauriers, 4 TDs, vs. Central Mich. (11-6-04)
Arthur Jackson, 129, Line Latu, 108, vs. Kent State (11-29-19)
9, vs. Western Michigan (10-19-19)
12, at Northern Illinois (10-26-17)

Jake Julien, 66 yds., at Akron (11-12-19)
Jake Julien, 71 yds., vs. Army West Point (10-27-18)
Charles Nemeth, 90 yds., vs. Alma (11-4-43)
Charles Nemeth, 90 yds., vs. Alma (11-4-43)
Chad Ryland, 52 yds., at Ball State (11-11-20)
Brendan Renius at Wyoming (9-12-15), 1st Quarter
at Coastal Carolina (8-31-19), 4th Quarter
bad snap in end zone vs. Mississippi Valley (9-2-16)
Brody Hoying, 2 Ints., at Northern Illinois (11-19-19)
Richard Palmer, 4 Ints., vs. Western Michigan (10-19-91)
Demarius Reed, 83 yards at Kent State (11-19-11)
Tyler Allen, 90 yards vs. Ohio (10-19-13)
Tyler Allen, 90 yards vs. Ohio (10-19-13)
Darius Phillips, 93 yards at WMU (11-15-14)
Maxx Crosby, 14 yards at Central Michigan (11-10-17)
Maxx Crosby, 2 yards vs. Akron (11-10-18)
Mathew Sexton, vs. Central Connecticut (9-21-19)
Mathew Sexton, vs. Central Connecticut (9-21-19)
Jeremiah Harris vs. Northern Illinois (11-16-16)
Willie Crear & Mike Steals vs. North. Ill. (10-25-14)
Ryan Downard, 97 yards, at Michigan (10-6-07)
Alex Gillett vs. Northern Illinois (11-23-12)
at Kent State (11-19-11)
Kyle Rachwal, 27 yard rush vs. Western Michigan (10-21-17)
at Illinois (9-14-19) - 24-yard field goal by Chad Ryland
at Illinois (9-14-19) - 24-yard field goal by Chad Ryland
at Toledo (10-26-19) - 15-yard touchdown in overtime
vs. Georgia Southern (12-15-18) - 40-yard field goal
vs. Indiana State, 52-0 (8-28-08)
15 seconds at Kentucky (9-30-17) touchdown pass following a fumble
at Florida (9-6-14), UF 65, EMU 0
at Illinois (9-14-19), EMU 34, ILL 31
Oct. 2, 2016 - 1 vote
1987 Final Poll - 18 votes
3 - 2018, Central Michigan (Nov. 3) to Kent State (Nov. 23)
5 - 2018, Toledo (Oct. 13) to Kent State (Nov. 23)

EMU In Overtime

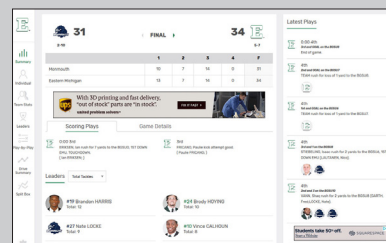
All-time Record in Overtime	5-11
All-time Record in Double Overtime	1-0
All-time Record in Triple Overtime	0-2
All-time Record in Quadruple Overtime	1-0

Date	Opponent	OT	Result
10-10-98	CENTRAL MICH.	OT	L, 23-36
10-09-98	WESTERN MICH.	OT	L, 37-40
11-24-01	at Akron	3OT	L, 62-65
09-28-02	SOUTHERN ILL.	2OT	W, 48-45
11-06-04	CENTRAL MICH.	4OT	W, 61-58
09-24-05	at Central Mich.	OT	W, 23-20
09-23-06	CENTRAL MICH.	OT	L, 17-24
10-16-10	at Ball State	OT	W, 41-38
11-09-13	WESTERN MICH.*	OT	W, 35-32
11-16-16	NORTHERN ILL.	OT	L, 24-31
09-23-17	OHIO*	2OT	L, 20-27
10-21-17	WESTERN MICH.	OT	L, 17-20
10-26-17	at Northern Ill.	OT	L, 27-30
09-22-18	at San Diego St.	OT	L, 20-23
09-29-18	NORTHERN ILL.	3OT	L, 23-26
10-26-19	at Toledo	OT	L, 34-37

EMU Versus Ranked Teams

Date	Rank	Opponent	Result
09-19-92	10	at Penn State	L, 7-52
09-10-94	10	at Wisconsin	L, 0-56
09-11-04	10	at Florida	L, 10-49
09-17-05	14	at Michigan	L, 0-55
10-25-08	20/22	at Ball State	L, 16-38
09-25-10	2/2	at Ohio State	L, 20-73
09-22-12	21/20	at Michigan State	L, 7-23
11-23-12	24/23	NORTHERN ILL.	L, 7-49
10-26-13	23/22/18	at Northern Ill.	L, 20-59
09-20-14	11/11	at Michigan State	L, 14-73
10-03-15	9/8	at LSU	L, 22-44
10-17-15	22/25	at Toledo	L, 20-63
10-22-16	20/20	at Western Mich.	L, 31-45

First poll ranking is the Associated Press and the second number is the Amway Coaches' Poll and the third is the BCS poll



Can't make it to the game?

Now you can follow the action for nearly all games via Live Stats powered by SIDEARM available only on the EMU Athletic Web site, EMUEagles.com

SHORT ROAD TRIPS - ACCORDING TO GOOGLE MAPS

Below is a list of the closest rivalries in the NCAA FBS subdivision (formerly I-A). Only schools with a regular history of playing made the list.

CAMPUS-TO-CAMPUS

Rice - Houston	6.1 miles
Eastern Michigan - Michigan	7.5 miles
Washington State - Idaho	8.7 miles
North Carolina - Duke	10.0 miles
North Carolina - North Carolina State	10.1 miles
Akron - Kent State	11.6 miles
Southern California - UCLA	14.1 miles
Duke - North Carolina State	25.3 miles
Bowling Green - Toledo	27.5 miles

STADIUM-TO-STADIUM

Rice Stadium - (Houston) Robertson Stadium	4.9 miles
Rynearson Stadium (EMU) - Michigan Stadium	7.0 miles
(WSU) Martin Stadium - (Idaho) Kibbie Dome	8.5 miles
(UNC) Kenan Stadium - (Duke) Wallace Wade Stadium	10.6 miles
(Akron) Infocision Stadium - (Kent) Dix Stadium	14.0 miles
(Southern Cal) Memorial Coliseum - (UCLA) Rose Bowl	15.0 miles
(UNC) Kenan Stadium - (NC St.) Carter-Finley Stadium	20.0 miles
(Duke) Wallace Wade Stadium - (NC State) Carter-Finley Stadium	23.4 miles
(BGSU) Doyt Perry Stadium - (Toledo) Glass Bowl	26.1 miles





FIELD POSITION

Eastern Michigan				
Opponent	No. of Drives	Avg. Start	Inside 20	Past 50
at Kent State*	10	E35	0	1
at Ball State*	12	E23	5	1
TOLEDO*	13	E27	2	1
CENTRAL MICHIGAN*				
at Western Michigan*				
NORTHERN ILLINOIS*				
TOTALS	35	E28	7	3

*- does not include overtime drives

Opponents				
Opponent	No. of Drives	Avg. Start	Inside 20	Past 50
at Kent State*	11	K27	2	1
at Ball State*	12	B30	1	1
TOLEDO*	13	T33	2	1
CENTRAL MICHIGAN*				
at Western Michigan*				
NORTHERN ILLINOIS*				
TOTALS	36	O30	5	3

*- does not include overtime drives

DRIVE STATISTICS

Eastern Michigan							
3 &							
Opponent	No.	Out	Pct.	Score	Pct.	TD	Pct.
at Kent State*	10	1	10.0	4	40.0	3	30.0
at Ball State*	12	2	16.7	5	41.2	4	33.3
TOLEDO*	13	6	46.2	4	30.8	4	30.8
CENTRAL MICHIGAN*							
at Western Michigan*							
NORTHERN ILLINOIS*							
TOTALS	35	9	25.7	13	37.1	11	31.4

Opponents							
3 &							
Opponent	No.	Out	Pct.	Score	Pct.	TD	Pct.
at Kent State*	11	2	18.1	4	36.4	4	36.4
at Ball State*	12	1	8.3	7	58.3	4	33.3
TOLEDO*	13	1	7.7	7	53.8	6	46.2
CENTRAL MICHIGAN*							
at Western Michigan*							
NORTHERN ILLINOIS*							
TOTALS	36	4	11.1	18	50.0	14	38.9

DRIVE SUPERLATIVES

Longest Drive		Eastern Michigan	Opponents
No. of Plays		17 - vs. Toledo; Nov. 18	11 - five times (most recent vs. Toledo; Nov. 18)
By No. of Yards		92 - at Ball State; Nov. 11	82 - vs. Toledo; Nov. 18
By Time of Possession		5:20 - at Ball State; Nov. 11	5:18 - vs. Toledo; Nov. 18
Shortest Drive		Eastern Michigan	Opponents
By No. of Plays		1 - vs. Toledo; Nov. 18	1 - vs. Toledo; Nov. 18
By No. of Yards		-8 - vs. Toledo; Nov. 18	1 - at Ball State; Nov. 11
By Time of Possession		0:06 - vs. Toledo; Nov. 18	0:10 - vs. Toledo; Nov. 18





PRESTON HUTCHINSON

QUARTERBACK
#10
**SR.-JR. • 6-2 • 203 LBS.
MASON, OHIO-MASON**

@PRESTONHUTCH15

EMU: 2019: Saw action in eight games with one start as quarterback against Western Michigan (Oct. 19)...Completed 43-of-57 passes for 462 yards and three touchdowns...Heroics will go down in EMU football lore...Filled in for the MAC's leading passer against WMU (Oct 19) for his first career start...Completed 31-of-36 passes for 357 yards and three touchdowns, including the game-winning 34-yard scoring strike to Mathew Sexton with 36 seconds left...Began the game-winning drive on EMU's 26-yard line with 1:51 left in the fourth quarter, marched the Eagles down the field, completing all four of his passes for 70 yards...The perfect game-winning drive was part of a fourth quarter that saw him complete 11-of-12 passes for 140 yards and a pair of long touchdown passes that took advantage of single coverage on the outside...Also made plays with his legs, finishing with 10 carries for 29 sack-adjusted yards, including a six-yard touchdown run early in the third quarter that gave EMU its first lead of the game at 17-14...Collected MAC Offensive Player of the Week honors...Totalled 90 passing yards on nine completions versus Buffalo (Nov. 2)...**2018:** Saw action in one game for the Eagles (at Ball State, Oct. 20)...Complete one pass for one yard against the Cardinals while rushing for a yard as well...**2017:** Winner of the Offensive Scout Team Player of the Year award at the postseason banquet...Sat out the 2017 season as a redshirt...**HIGH SCHOOL:** Attended Mason High School and played under Head Coach Brian Castner as a Comet...Ranked as a two-star recruit by 247Sports...Named to the Greater Miami All-Conference team three times...Also lettered in basketball...**PERSONAL:** Full name: Preston Jayson Hutchinson...Son of Jayson and Jami Hutchinson...Has three brothers, Christian, Luke, and Jax...Marketing major.

Rushing Touchdowns

Date	Opponent	Yards	Time
10-19-19	WESTERN MICHIGAN	6	3rd-11:35
11-2-19	BUFFALO	1	4th-1:30
11-4-20	at Kent State	0	3rd-2:57
11-11-20	at Ball State	1	1st-8:59
		10	2nd-7:04
		1	4th-4:12


Passing Touchdowns

Date	Opponent	Receiver	Yards	Time
10-19-19	WESTERN MICHIGAN	Dylan Drummond	1	2nd-00:15
		Quian Williams	29	4th-6:26
		Mathew Sexton	34	4th-00:36
11-4-20	at Kent State	Thomas Odukoya	5	1st-00:30
		Thomas Odukoya	3	4th-11:55
11-11-20	at Ball State	Bryson Cannon	10	1st-00:43
11-18-20	TOLEDO	Tanner Knue	17	2nd-10:43
		DJ Smith	9	3rd-00:53
		Quian Williams	12	4th-7:13
		Bryson Cannon	8	4th-00:12

Preston Hutchinson' Career Game-Winning Drives

Game-winning drives led by quarterback. Must be an offensive scoring drive in the 4th quarter or overtime that puts the winning team ahead for the last time.

Date	Opponent	Situation	Time
10-19-19	WESTERN MICH.	6 plays, 74 yards - Trailing 27-26	4th - 1:56


Preston Hutchinson' Game-by-Game Offensive Statistics

2018 Season	Gp-Gs	TC	Gain	Loss	Net	Avg	Td	Lg	Comp	Att	Int	Yds	Td	Lg	Pct	Plays	Yards
at Ball State* (10-20)	1-0	1	1	0	1	1.0	0	1	0	0	0	0	0	0	0	1	1
TOTALS	1-0	1	1	0	1	1.0	0	1	0	0	0	0	0	0	0	1	1
2019 Season	Gp-Gs	TC	Gain	Loss	Net	Avg	Td	Lg	Comp	Att	Int	Yds	Td	Lg	Pct	Plays	Yards
at Coastal Carolina (8-31)	DNP																
at Kentucky (9-7)	1-0	1	0	0	0	0.0	0	0	0	0	0	0	0	0	0	1	0
at Illinois (9-14)	DNP																
CENTRAL CONN. (9-21)	1-0	1	0	1	-1	0	0	0	0	0	0	0	0	0	0	1	-1
at CMU* (10-5)	1-0	3	3	14	-11	0	0	0	3	5	0	15	0	12	60.0	8	4
BALL STATE* (10-12)	DNP																
WESTERN MICH.* (10-19)	1-1	13	35	26	9	0.7	1	6	31	36	0	357	3	37	81.1	49	366
at Toledo* (10-26)	DNP																
BUFFALO* (11-2)	1-0	6	3	14	-11	-1.8	1	2	9	15	1	90	0	38	60.0	21	79
at Akron* (11-12)	1-0	0	0	0	0	0	0	0	0	0	0	0	0	0	0	0	0
at NIU* (11-19)	1-0	0	0	0	0	0	0	0	0	0	0	0	0	0	0	0	0
KENT STATE* (11-29)	DNP																
vs. Pittsburgh (12-26)	1-0	0	0	0	0	0	0	0	0	1	0	0	0	0	0	1	0
TOTALS	8-1	24	41	55	-14	-0.6	2	6	43	57	0	462	3	38	76.8	81	448
2019 Season	Gp-Gs	TC	Gain	Loss	Net	Avg	Td	Lg	Comp	Att	Int	Yds	Td	Lg	Pct	Plays	Yards
at Kent State* (11-4)	1-1	11	11	27	-16	-1.5	1	5	21	35	2	241	2	24	60.0	46	225
at Ball State* (11-11)	1-1	17	119	1	118	6.9	3	31	17	29	0	255	1	71	58.6	46	373
TOLEDO* (11-18)	1-1	15	46	36	10	0.7	0	15	25	38	1	244	4	22	65.8	53	254
CENTRAL MICHIGAN* (11-27)																	
at Western Michigan* (12-5)																	
NORTHERN ILLINOIS* (12-12)																	
TOTALS	3-3	43	176	64	112	2.6	4	31	63	102	3	740	7	71	61.8	145	852





JAKE JULIEN

PUNTER

#31

JR.-JR. • 6-2 • 217 LBS.

BARRIE, ONTARIO, CANADA-NORTH COLLEGIATE
LETTERS WON: 3 (2017, 2018, 2019)

🐦 @JAKEJULIEN

EMU: Ranks first in the EMU record books with a 43.8 season punting average...Only punter in Eastern Michigan history to record two 70+ yard punts in his career...**2020:** Recognized as a nominee for the Ray Guy Award...**2019:** Earned Second Team All-MAC from Phil Steele's College Football Preview and fourth team preseason honors from Athlon Sports...Appeared in all 13 games for the Eagles...Totaled 13 50+ punts and 19 inside the 20-yard line...Tallied eight punts with a long of 44 yards, including two inside the 20 at Illinois (Sept. 14)...Belted two punts for an average of 50 yards, including a long of 53-yards against Western Michigan (Oct. 19)...Collected MAC West Special Teams Player of the Week after his performance versus the Broncos...Booted two punts over 50 yards against Buffalo (Nov. 2), Northern Illinois (Nov. 19), and Kent State (Nov. 29)...Notched five punts with three over 50 yards and four inside the 20 against Pittsburgh at the Quick Lane Bowl (Dec. 26)...**2018:** Selected Second Team All-MAC...Named MAC West Special Teams Player of the Week five times in 2018 (Sept. 17, Oct. 1, Oct. 8, Oct. 22, Nov. 26)... Is the first Eagle to be honored with a MAC weekly award five times in a season in program history...Recognized for his efforts as a nominee for the 2018 Ray Guy Award...Served as EMU's punter in all 13 games...Punted 71 times for a total of 3,078 yards on the season...Booted 13 punts 50+ yards...24 punts pinned opponents inside the 20-yard line...Led Eastern's special teams efforts against Buffalo (Sept. 15). with five punts for a 49.0 average per boot, including a 68-yard boom that pinned Buffalo at its own eight-yard line...Called upon nine times in EMU's triple-overtime setback against Northern Illinois (Sept. 29), racking up 394 yards via punt, the 17th-most in program history...Registered five punts at Western Michigan (Oct. 6) tallying 242 yards, with four of his kicks pinning the Broncos inside their 20-yard-line...Longest punt of the day went a career-best 73 yards, the best punt for an Eagle since Nick Avondet booted for 74 yards against NIU in 1998.. Battling windy conditions at Ball State (Oct. 20), he averaged 41.4 yards per kick and twice pinned the Cardinals inside their 20-yard line...**2017:** Appeared as a punter in nine games...Punted 33 times for a total of 1,407 yards...Averaged over 42 yards per punt...Had a season-long 63 yard punt against Central Michigan (Nov. 8) during a game in which he averaged 51 yards over four punts...Had nine punts of longer than 50 yards...Eight punts went inside the EMU 20-yard line...**HIGH SCHOOL:** Two-time letterwinner at Barrie North Collegiate in Barrie, Ontario... Played under Mr. Hamilton as a kicker and punter...Won the GBSSA Conference championships and was awarded senior offensive MVP... Started playing football in Grade 11 after starting in soccer...Attended the Kohl's Kicking Camp and given a five-star punting rating by the camp and ranked 18th among potential incoming college punters...Also earned MVP for high school soccer and rugby...**PERSONAL:** Full Name: Jacob Christopher Julien...Son of Rob and Jessica Julien...Has one sister, Laurel...Sports management major.

Jake Julien's Game-by-Game Punting Statistics

2017 Season

Game	Gp-Gs	No.	Yds	Avg.	Long	TB	FC	I20	50+	Blk.
CHARLOTTE (9-1)	DNP									
at Rutgers (9-9)	DNP									
OHIO (9-23)	1-0	3	116	38.7	45	0	0	2	0	0
at Kentucky (9-30)	1-0	6	240	40.0	52	1	0	1	1	0
at Toledo (10-7)	1-0	3	108	36.0	46	0	0	0	0	0
at Army West Point (10-14)	DNP									
WESTERN MICHIGAN (10-21)	1-0	2	95	47.5	50	0	0	1	1	0
at Northern Illinois (10-26)	1-0	7	321	45.9	56	1	0	2	3	1
BALL STATE (11-2)	1-0	2	87	43.5	49	0	0	1	0	0
at Central Michigan (11-8)	1-0	4	204	51.0	63	0	0	0	3	0
at Miami (OH) (11-15)	1-0	1	56	56.0	56	0	0	1	1	0
BOWLING GREEN (11-21)	1-0	5	180	36.0	46	0	1	0	0	0
TOTALS	9-0	33	1407	42.6	63	2	1	8	9	1

2018 Season

Game	Gp-Gs	No.	Yds	Avg.	Long	TB	FC	I20	50+	Blk.
MONMOUTH (8-31)	1-0	3	146	48.7	58	0	0	1	1	0
at Purdue (9-8)	1-0	7	303	43.3	55	1	1	5	1	0
at Buffalo* (9-15)	1-0	5	245	49.0	68	1	0	2	2	0
at San Diego State (9-22)	1-0	3	116	38.7	46	0	1	1	0	0
NORTHERN ILLINOIS* (9-29)	1-0	9	394	43.8	55	0	3	1	1	0
at Western Michigan (10-6)	1-0	5	242	48.4	73	0	2	4	1	0
TOLEDO* (10-13)	1-0	5	207	41.4	48	1	1	1	0	0
at Ball State* (10-20)	1-0	5	207	41.4	57	1	0	2	2	0
ARMY WEST POINT (10-27)	1-0	4	201	50.2	71	1	0	0	1	0
CENTRAL MICHIGAN* (11-3)	1-0	6	248	41.3	47	0	2	0	0	0
AKRON* (11-10)	1-0	6	271	45.2	56	1	0	2	2	0
at Kent State* (11-23)	1-0	8	299	37.4	53	0	0	3	1	0
vs. Georgia Southern	1-0	5	199	39.8	54	1	2	2	1	0
TOTALS	13-0	71	3078	43.4	73	7	15	24	13	0

2019 Season

Game	Gp-Gs	No.	Yds	Avg.	Long	TB	FC	I20	50+	Blk.
at Coastal Carolina (8-31)	1-0	3	145	48.3	59	0	1	0	1	0
at Kentucky (9-7)	1-0	4	174	43.5	49	0	0	2	0	0
at Illinois (9-14)	1-0	8	295	36.9	44	1	5	2	0	0
CENTRAL CONN. (9-21)	1-0	4	144	36.0	47	1	1	2	0	0
at CMU* (10-5)	1-0	4	153	38.2	48	0	1	1	0	0
BALL STATE* (10-12)	1-0	4	188	47.0	62	0	2	1	1	0
WESTERN MICH.* (10-19)	1-0	2	100	50.0	53	0	0	1	1	0
at Toledo* (10-26)	1-0	4	165	41.2	45	0	0	1	0	0
BUFFALO* (11-2)	1-0	4	189	47.2	64	0	0	1	2	0
at Akron* (11-12)	1-0	2	103	51.5	66	0	0	1	1	0
at NIU* (11-19)	1-0	2	106	53.0	55	2	0	0	2	0
KENT STATE* (11-29)	1-0	4	182	45.5	52	0	1	3	2	0
vs. Pittsburgh (12-26)	1-0	5	246	49.2	54	0	1	4	3	0
TOTALS	13-0	50	2190	43.8	66	4	12	19	13	0

2020 Season

Game	Gp-Gs	No.	Yds	Avg.	Long	TB	FC	I20	50+	Blk.
at Kent State* (11-4)	1-0	2	86	43.0	48	0	1	2	0	0
at Ball State* (11-11)	1-0	3	132	44.0	47	1	1	1	0	0
TOLEDO* (11-18)	1-0	6	265	44.2	52	0	3	2	1	0
CENTRAL MICHIGAN* (11-27)										
at Western Michigan* (12-5)										
NORTHERN ILLINOIS* (12-12)										
TOTALS	3	11	483	43.9	53	1	5	5	1	0

Jake Julien's Career Punting Statistics

Season	Gp-Gs	No.	Yds.	Avg.	Long	TB	FC	I20	50+	Blk.
2017	9-0	33	1407	42.6	63	2	1	8	9	1
2018	13-0	71	3078	43.4	73	7	15	24	13	0
2019	13-0	50	2190	43.8	66	4	12	19	13	0
2020	3-0	11	483	43.9	53	1	5	5	1	0
TOTALS	38-0	165	7158	43.4	73	14	33	56	36	1





TURAN RUSH

DEFENSIVE LINE

#99

SR.-SR. • 6-2 • 249 LBS.

CHARLESTON WEST SIDE, W.VA.-CAPITAL-ANTELOPE VALLEY
LETTERS WON: 2 (2018, 2019)

@304TURANRUSH



CHAD RYLAND

KICKER

#38

JR.-JR. • 6-0 • 175 LBS.

LEBANON, PA.-CEDAR CREST
LETTERS WON: 2 (2018, 2019)

@C_RYLAND9

EMU: 2020: Team captain...**2019:** Started 12 contests with the third-most tackles-for-loss on the team with 6.0...Had a two-sack day against Ball State (Oct. 12)...Finished with six tackles against Toledo (Oct. 26)...Had four stops against Kentucky (Sept. 7) and Western Michigan (Oct. 19)...**2018:** Appeared in all 13 games for the Green and White, marking one start on defensive line...Finished with 22 tackles, 3.5 tackles-for-loss, three sacks, and one forced fumble...Recorded a career high four tackles against Monmouth (Aug. 31)...**ANTELOPE VALLEY:** Played in 10 games in 2017, recording 36 tackles (12 solo, 24 assist) to go along with 5.5 sacks for a loss of 32 yards...Registered 10 tackles-for-loss as well as three pass breakups and an interception...Selected Second Team All-American Pacific Conference...Posted nine stops against San Diego Mesa while notching 4.5 TFLs for a loss of 25 yards against LA Valley...**HIGH SCHOOL:** Attended Capital High School and played under Head Coach Jon Carpenter as a Cougar...As a senior, earned first team all-state honors by the West Virginia Sports Writers Association...Recorded 83 tackles, 13 tackles-for-loss, and 11 sacks in 2016...Played in the North-South Football Classic...**PERSONAL:** Full name: Turan De'Angelo Rush...Son of Turan Rush and Africa Scott...Has a brother, Turay, and three sisters, Ajee, Tyann, and Tariyah...Special education major.

Turan Rush's Game-by-Game Defensive Statistics

2018 Season	Gp-Gs	S	A	Loss	Sacks	Int	Ff	Fr	PB	Total Tack
MONMOUTH (Aug. 31)	1-0	3	1	1.0-5	1.0-5	0	1	0	1	4
at Purdue (Sept. 8)	1-0	1	0	1	0	0	0	0	0	1
at Buffalo (Sept. 15)	1-0	2	1	0	0	0	0	0	0	3
at San Diego St. (Sept. 22)	1-0	1	0	1.0-8	1.0-8	0	0	0	0	1
NORTHERN ILL. (Sept. 29)	1-1	0	2	0	0	0	0	0	0	2
at Western Mich. (Oct. 6)	1-0	1	0	0	0	0	0	0	0	1
TOLEDO (Oct. 13)	1-0	1	1	1.5-10	1.0-9	0	0	0	0	2
at Ball State (Oct. 20)	1-0	2	1	0	0	0	0	0	0	3
ARMY (Oct. 27)	1-0	0	0	0	0	0	0	0	0	0
CENTRAL MICH. (Nov. 3)	1-0	0	1	0	0	0	0	0	1	1
AKRON (Nov. 10)	1-0	0	0	0	0	0	0	0	0	0
at Kent State (Nov. 23)	1-0	3	0	0	0	0	0	0	0	3
vs. Ga. Southern (Dec. 15)	1-0	0	1	0	0	0	0	0	0	1
TOTALS	13-1	14	8	3.5-23	3.0-22	0	1	0	2	22

2019 Season	Gp-Gs	S	A	Loss	Sacks	Int	Ff	Fr	PB	Total Tack
at Coastal Carolina (8-31)	1-1	2	1	1.0-3	1.0-3	0	0	0	0	3
at Kentucky (9-7)	1-1	4	0	0	0	0	0	1	0	4
at Illinois (9-14)	1-1	2	0	1.0-9	1.0-9	0	0	0	0	2
CENTRAL CONN. (9-21)	1-1	2	0	1.0-7	1.0-7	0	0	0	0	2
at CMU* (10-5)	1-1	2	1	0	0	0	0	0	0	3
BALL STATE* (10-12)	1-1	3	1	2.0-7	2.0-7	0	1	0	0	4
WESTERN MICH.* (10-19)	1-0	0	4	0	0	0	0	0	1	4
at Toledo* (10-26)	1-1	2	4	0	0	0	0	0	0	6
BUFFALO* (11-2)	1-1	2	2	0	0	0	0	0	0	4
at Akron* (11-12)	1-1	0	1	0	0	0	0	0	0	1
at NIU* (11-19)	1-1	3	0	0	0	0	0	0	0	3
KENT STATE* (11-29)	1-1	3	0	0	1.0-1	0	0	0	0	3
vs. Pittsburgh (Dec. 26)	1-0	0	0	0	0	0	0	0	0	0
TOTALS	13-12	25	14	5.0-26	6.0-27	0	1	1	1	39

2019 Season	Gp-Gs	S	A	Loss	Sacks	Int	Ff	Fr	PB	Total Tack
at Kent State* (11-4)	1-1	1	2	2.0-5	1.0-5	0	0	0	0	3
at Ball State* (11-11)	1-1	4	2	2.0-10	2.0-10	0	0	0	0	6
TOLEDO* (11-18)	1-1	0	1	0.5-4	0.5-4	0	0	0	0	1
CENTRAL MICHIGAN* (11-27)										
at Western Michigan* (12-5)										
NORTHERN ILLINOIS* (12-12)										
TOTALS	3-3	5	5	4.5-19	3.5-19	0	0	0	0	10

EMU: Tied for fifth all-time in PATs made and attempted at EMU...Has connected on 26 field goals, which ranks seventh in program history...**2019:** His 38 PATs made is tied for fifth in a single-season at EMU...Earned Academic All-MAC honors...Named the MAC Special Teams Player of the Week Honors on Sept. 16...Drilled a 24-yard, game-winning field goal to down Illinois (Sept. 14)...Connected on a career-best 52-yard field goal at Illinois...The kick is tied for the second-best in school history, and is the longest made EMU field goal since the 2015 season...Notched three made field goals against Pittsburgh in the Quick Lane Bowl (Dec. 26), which is tied for eighth for a single-game mark...**2018:** Appeared in all 13 games as the Eagles' primary field goal and PAT kicker...Knocked in all attempted PATs, tallying 41 makes...Made 12-of-20 field goal attempts on the year...Knocked in the game-winning, walk-off field goal in EMU's 20-19 defeat of Purdue, only the second "Power 5" victory in school history...Named MAC Player of the Week Sept. 10...Registered a career-long kick of 51 yards at San Diego State (Sept. 22)...Converted a season-high three field goals against Northern Illinois (Sept. 29)...**HIGH SCHOOL:** Attended Cedar Crest High School and played under Head Coach Rob Wildasin as a Falcon...Ranked as a five-star kicker and 24th in the nation for the class of 2018 by Kohl's kicking...Was a two-time all-county and all-league kicker...Averaged 61.9 yards per kickoff and went 4-for-7 on field goal tries as a senior...Was a four-year varsity starter in soccer...Was a three-year varsity starter in baseball...**PERSONAL:** Full name: Chad Michael Ryland...Son of Todd and Debra Ryland...Supply chain management major.


Chad Ryland's Game-by-Game Kicking Statistics

2018 Season	Gp-Gs	Md-Att	Lg	PAT Kick
MONMOUTH (8-31)	1-0	1-1	33	6-6
at Purdue (9-8)	1-0	2-2	27	2-2
at Buffalo* (9-15)	1-0	0-0	0	4-4
at San Diego State (9-22)	1-0	2-2	51	2-2
NORTHERN ILLINOIS* (9-29)	1-0	3-5	42	2-2
at Western Michigan (10-6)	1-0	1-2	39	3-3
TOLEDO* (10-13)	1-0	0-1	0	4-4
at Ball State* (10-20)	1-0	0-1	0	6-6
ARMY WEST POINT (10-27)	1-0	0-0	0	0-0
CENTRAL MICHIGAN* (11-3)	1-0	1-2	26	2-2
AKRON (Nov. 10)	1-0	2-3	41	3-3
at Kent State* (11-23)	1-0	0-1	0	4-4
vs. Georgia Southern (12-15)	1-0	0-0	0	2-2
TOTALS	13-0	12-20	51	41-41

2019 Season	Gp-Gs	Md-Att	Lg	PAT Kick
at Coastal Carolina (8-31)	1-0	1-1	26	3-3
at Kentucky (9-7)	1-0	1-1	24	2-2
at Illinois (9-14)	1-0	2-2	52	2-3
CENTRAL CONN. (9-21)	1-0	0-1	0	2-2
at CMU* (10-5)	1-0	1-1	42	1-1
BALL STATE* (10-12)	1-0	1-1	52	2-3
WESTERN MICH.* (10-19)	1-0	2-4	31	2-2
at Toledo* (10-26)	1-0	2-3	29	2-2
BUFFALO* (11-2)	1-0	0-0	0	2-2
at Akron* (11-12)	1-0	0-0	0	6-6
at NIU* (11-19)	1-0	1-1	27	6-6
KENT STATE* (11-29)	1-0	0-1	0	2-3
vs. Pittsburgh (Dec. 26)	1-0	3-3	48	3-3
TOTALS	13-0	14-19	52	35-38

Field Goals	PAT			
2019 Season	Gp-Gs	Md-Att	Lg	Kick
at Kent State* (11-4)	1-0	1-2	34	0-1
at Ball State* (11-11)	1-0	1-2	52	4-4
TOLEDO* (11-18)	1-0	0-0	0	2-2
CENTRAL MICHIGAN* (11-27)				
at Western Michigan* (12-5)				
NORTHERN ILLINOIS* (12-12)				
TOTALS	3-0	2-4	52	6-7





More than 300 alumni, donors, and guests joined staff from the Eastern Michigan University Department of Athletics and campus administration to usher in a new era in EMU athletics with the grand opening of the Student-Athlete Performance Center, Aug. 27, 2019. In use by student-athletes since mid-July, the event welcomed members of the public to the new facility for the first time.

The first major construction project on the athletics campus since the opening of the Convocation Center in 1998, the Student Athlete Performance Center is the first phase of the athletic department's plan to build a safe and highly-effective atmosphere for its student-athletes through the continual revitalization of its facilities and athletic campus.

Breaking ground in the fall of 2018, the new sports medicine and training facilities provides a 63,000 square foot structure that houses the sports medicine, performance and equipment operations areas. Additionally, the facility has locker rooms, coaches' offices, and meeting spaces for the football team, while also including a new video board inside Rynearson Stadium. Designed to enhance the student-athlete and fan experience at Eastern Michigan, the two story building offers a wide variety of operational spaces and amenities which allow for that goal to be met.

When entering the building, students and guests first walk along a beautiful 18-foot by 16-foot Block E brick hardscape in which donors shared their EMU stories and support of the project. Through the main entrance is the Clouse Family Atrium, a 1,288 square foot welcome room that displays the championship success of Eastern Michigan athletics throughout its history. The atrium also features a floor-to-ceiling glass panel entrance to Rynearson Stadium, and a 12 foot tall replica of the Mid-American Conference championship trophy. The trophy, which boasts a large "150," across the front, showcases EMU's athletics success in the MAC, including its conference-best 150 team championships.

The east side of the main-floor houses a new equipment room, which includes offices, a full-service laundry facility, and extensive storage spaces for athletic apparel and uniforms, as well as a state of the art strength and conditioning center. Dubbed "T.J.'s Garage," in honor of EMU great and former NFL Pro-Bowler T.J. Lang, the Thomas J. Lang Strength and Conditioning Center, named after T.J.'s late father, provides 7,000-plus square foot performance center, which includes inlaid weight tracks, cardio training, plyometric training, and a nutrition center. Two roll up garage doors serve as the football team's entrance into "The Factory," at Rynearson Stadium.

Next to the locker room are eight team meeting rooms which house different position groups individually. The area also includes a full-team meeting room equipped with state-of-the-art audio-video equipment, "Block E," branded seating, and a theatre design, which allows the entire team to see and hear clearly.

Down the Michael Hawks Hall on the ground floor is the Phil Incarnati Football Locker Room, a modern space with an industrial flair that includes 115 lockers and access to the Brian Clouse Players Lounge, a space that allows football student-athletes to study, and bond with teammates.

The top-floor portion of the newly constructed building is home to a sports medicine center, hydrotherapy room, recruiting lounge, and entertainment corridor, among other offices.

At nearly 5,000 square feet, the sports medicine center features rehabilitation equipment, medical examination rooms, athletic training offices, and medical storage. The space allows student-athletes across multiple sports the opportunity to be treated by an exceptional staff in first-class facilities. Attached to the sports medicine center is the hydrotherapy room. Containing three in-ground therapy pools, the hydrotherapy room features an underwater treadmill pool, cold plunge pool, and a hot/cold therapy pool.

Overlooking Rynearson Stadium is the recruiting lounge. The 638 square-foot lounge offers a dynamic new entertainment space which is sure to enhance recruiting and alumni experiences for years to come. Along with the lounge comes the entertainment corridor. The corridor will be able to be utilized for entertainment opportunities for invited alumni, friends and fans of Eastern Michigan.

Located on top of the building, the LED display measures 29 feet high by 53 feet wide. The entire scoreboard structure will measure 40 feet high by 60 feet wide to bring more than 2,000 square feet of visual real estate to events held at the stadium. The LED portion of the scoreboard will feature a 15HD pixel layout, the premier technology for outdoor sports used at many professional facilities. A fixed-digit scoreboard is a part of the project to provide standard game information including score, time remaining, down and distance, and more.

EMU STUDENT-ATHLETE PERFORMANCE & SUCCESS CENTER

Cost - \$20 million

Building Time Frame -

Construction Started: July 2018

Grand Opening: August 27, 2019

Building Facts -

16,000 cubic yards of concert
25,000 cubic yards of dirt moved
300 tons of structural steel
58,000 square feet facility

Design/Build Team -

Barton-Malow Company



THE FACTORY

Toughness. Pride. Resilience. Those key words describe the EMU football program under Head Coach **Chris Creighton**. They are also terms befitting the proud residents of southeastern Michigan and their hard-working demeanor.

Inspired by this region of the state and the student-athletes' own backgrounds, the team has challenged itself to be "E Tough," committed to great effort, sacrifice and triumphing in the face of adversity. In this spirit, the team has nicknamed Rynearson Stadium "The Factory," a place where coaches and staff will go to work each day to help "E Tough" student-athletes become scholars, leaders, champions and impact men. "The Factory" will be highlighted by Division I Football's first gray FieldTurf playing surface.

Since taking over reigns of EMU Football in December 2013, Creighton has rallied the program to "close the gap" between its current status and the pursuit of its true potential. He has studied the school, its surroundings, recruiting base and the current student-athletes. The one common thread throughout has been an uncommon 'toughness' that permeates the program.

In this spirit, the program's E Tough mentality represents:

Team first
Obsessed with getting better
Unwavering in adversity
Great effort
Heart

The concept of the "EMU Gray" field was born during one of the squad's notoriously intense winter workouts in 2014. The squad was challenged to an outdoor practice on the snow-covered Rynearson Stadium field rather than the warm confines of their indoor practice facility. True to their E Tough demeanor, the team accepted the challenge. Throughout each drill of the bitter cold practice, Creighton delivered the message that EMU Football has the will to compete against "anyone, anytime and anywhere... even on a parking lot covered with broken glass." Inspired by his team's toughness and commitment that day, Creighton's idea of an "EMU Gray" field was born and soon shared with administrators.

The new look within Rynearson Stadium, and moniker, "The Factory" serves as visual and name recognition for the program's ideals. They are a constant reminder to the student-athletes that being E Tough means coming ready to roll up their sleeves and to never give in or let up.

"Our colors are green and white but our collars are blue," said Creighton. "The Factory is where our coaching staff goes to work and our players develop. It is our home and one that we will protect. When opponents come to The Factory we want to make it known that they are in for a 60-minute fight. Our goal is to make it one of the toughest places to play in the Mid-American Conference."

Southeastern Michigan has long been viewed as one of the most significant manufacturing centers in the country, and the iconic 'Automotive Capital of the World.' Despite battling difficult times in recent years, local communities' toughness and resilience has been on display, as the region is experiencing a dramatic rebirth.

EMU football student-athletes come from these communities and have brought this toughness to the team. Ypsilanti has its own proud history in the automobile and manufacturing industries. The city was the home of Apex Motors, Preston Tucker and his Preston '48, and the last Hudson automobile dealership. The nearby Willow Run manufacturing complex played a critical role in producing B-24 "Liberator" heavy bombers in the early years of World War II. It was also at this location that Rose Will Monroe, the film and poster representation of "Rosie the Riveter," actually worked as a riveter before becoming the manufacturing icon of the era.

BUILDING BLOCKS


When Head Coach Chris Creighton came onboard in 2014 he helped establish some new EMU initiatives.

- **The Wrench** - a 51-pound pipe wrench given to Coach Creighton. It helps serve as a symbol of the team's mission to "close the gap." The tool's vices represent the gap.
- **The Wall** - prior to running onto the field at home games EMU will break through a cinder block wall.
- **Hammers of the Week** - the coaching staff will select hammers of the week for the big hit of the week. The selected players will have their number put on the sledge hammers used to knock down the wall.
- **Eagle Walk** - a pregame prep rally outside the entrance of the stadium. The football team will arrive along with a special performance by the EMU marching band.



"The wrench, the field, the concrete wall, we know people will have comments, but they all have real meaning for us. It all goes back to the idea of investing, and working for something. It is about putting on those steel-toed boots, and going to work."

- Head Coach **Chris Creighton**





Alphabetical Roster

No.	Name
76	Richard Bates Jr.
30	Trey Bess
4	Hassan Beydoun**
46	Steve Bird
23	Blake Bogan**
27	Darius Boone Jr.
96	DeZaun Brooks
56	Charles Brown Jr.
48	Chris Bruglio
53	Matthew Buschman*
44	Luke Cameron
86	Bryson Cannon*
27	David Carter Jr.
95	Mikah Coleman
54	Zack Conti
93	Jordan Crawford
21	Robert Daniel Jr.
18	Jacob Delso
69	Jake Donnellon***
77	Brian Dooley**
75	Dimitri Douglas
80	Dylan Drummond**
78	Jason Eaton
34	Samson Evans
9	Carthell Flowers**
38	Michael Foor
87	Evan Furtney
83	Jere Getzinger Jr.
42	Jack Goodman
59	Daniel Greene
1	Jairus Grissom*
51	Aaron Hamilton
97	Mikey Haney*
88	Zach Hartsfield
5	Korey Hernandez*
39	Adam Heston
26	Tristen Hines
22	Joey Hiser
91	Clay Holford***
68	Alex Howie
12	Jeff Hubbard***
45	Brycen Huddleston
10	Preston Hutchinson
3	Aaron Jackson
52	DJ Jackson
41	Justin Jefferson
71	Marcellus Johnson*
67	Broderick Jordan
29	Jent Joseph
31	Jake Julien***
61	Zachariah Kadri
6	Christopher Kaminski

EASTERN MICHIGAN UNIVERSITY FOOTBALL ROSTER

No.	Name	Pos	Ht	Wt	Class	Hometown-Previous School
1	Jairus Grissom*	QB	6-2	204	Jr.	Detroit, Mich.-River Rouge
2	Thomas Odukoya**	TE	6-6	258	Sr.	Almere, Netherlands-Helen Parkhurst-Garden City C.C.
3	Aaron Jackson	TE	6-2	220	So.	Detroit, Mich.-Cass Technical
3	Timarcus Simpson*	DB	5-11	178	So.	Tampa, Fla.-Sickles
4	Hassan Beydoun**	WR	5-8	173	Jr.	Dearborn, Mich.-Dearborn
5	Korey Hernandez*	DB	5-11	178	Jr.	Decatur, Ga.-Cedar Grove-Arkansas-Iowa Western C.C.
6	Christopher Kaminski	QB	6-3	212	Fr.	South Lyon, Mich.-South Lyon East
6	Alvinoski LaFleur*	DB	6-0	192	Sr.	Lake Charles, La.-LaGrange-Coffeyville C.C.
7	Freddie McGee III***	DB	5-8	170	Sr.	Canton, Mich.-Salem
7	Isaac Stiebeling	WR	6-4	204	Sr.	Fort Wayne, Ind.-Snider
8	T.J. Peavy	DB	5-10	178	Fr.	Fayetteville, Ga.-Sandy Creek-Air Force
9	Carthell Flowers**	DB	6-2	193	Jr.	Syracuse, N.Y.-Nottingham
9	Baron May	QB	6-0	196	Fr.	New Philadelphia, Ohio-New Philadelphia
10	Preston Hutchinson	QB	6-2	203	Jr.	Mason, Ohio-Mason
10	Tariq Speights*	LB	5-10	230	Jr.	Valencia, Calif.-Valencia-College of the Canyons
11	Isaiah Watson	DB	5-10	166	So.	Baltimore, Md.-Calvert Hall
12	Jeff Hubbard***	DB	5-11	188	Sr.	Atlanta, Ga.-Woodward Academy
12	C.J. Parks	WR	5-10	175	Jr.	Santa Ana, Calif.-Mater Dei-Cerritos College
13	Russell Vaden IV*	DB	6-3	212	Jr.	Louisville, Ky.-Moore
14	Corry Thomas Jr.	DB	5-10	162	Fr.	Ecorse, Mich.-Westlake (Ga.)
15	Jerodd Vines*	DB	6-0	177	So.	Detroit, Mich.-Central
16	Kaiden Keefe	WR	6-2	167	Fr.	Highlands Ranch, Colo.-Valor Christian
17	Mark Lee Jr.	DB	6-0	180	Fr.	Columbus, Ohio-Northland
18	Jacob Delso	WR	6-0	172	Fr.	Okmulgee, Okla.-Checotah
19	Myles McNeal	DB	5-10	174	Fr.	Pontiac, Mich.-Grand Blanc
20	Rico Small	WR	6-0	165	Fr.	Willoughby, Ohio-Willoughby South
21	Robert Daniel Jr.	DB	6-0	192	So.	Oak Park, Mich.-Oak Park
22	Joey Hiser	DB	6-0	178	Jr.	Dexter, Mich.-Dexter
22	Karmi Mackey*	RB	6-1	226	So.	Seffner, Fla.-Seffner Christian Academy
23	Blake Bogan**	DB	6-2	200	Jr.	Grand Blanc, Mich.-Grand Blanc
24	Tanner Knue	WR	5-11	171	So.	Mason, Ohio-Mason
24	Thomas Shorack	DB	5-11	167	Jr.	Renton, Wash.-O'Dea-Arizona State
25	Jalen Weathers	DB	5-11	178	Jr.	Chicago, Ill.-Mount Carmel-Trinity
25	Josh McCarty	RB	5-11	198	Fr.	Troy, Mich.-Orchard Lake St. Mary's
26	Tristen Hines	DB	5-11	170	Fr.	Milan, Mich.-Milan
27	Darius Boone Jr.	RB	5-11	205	Fr.	Tulsa, Okla.-Union
27	David Carter Jr.	DB	5-11	175	Fr.	Ecorse, Mich.-River Rouge
28	Greg Kelley	DB	6-2	215	Fr.	Leander, Texas-Leander
28	Xavier Smith	WR	5-9	158	Fr.	Detroit, Mich.-River Rouge
29	Jent Joseph	WR	5-11	159	Fr.	New Philadelphia, Ohio-New Philadelphia
29	Kempton Shine*	DB	5-11	182	Fr.	Chicago, Ill.-St. Rita
30	Trey Bess III	RB	5-9	183	Fr.	McRae, Ga.-Telfair County
31	Jake Julien***	P	6-2	217	Sr.	Barrie, Ontario-North Collegiate
31	Zach Walling	WR	6-3	203	Fr.	Toledo, Ohio-Whitmer
32	Terry Myrick***	LB	6-0	217	Sr.	Austell, Ga.-Woodward Academy
33	DJ Smith	RB	5-9	189	Fr.	Dallas, Texas-Frisco Lone Star
34	Samson Evans	RB	6-0	210	So.	Crystal Lake, Ill.-Prairie Ridge-Iowa
35	Kolton Malinczak	WR	5-7	151	Fr.	Saline, Mich.-Saline
35	Caleb Richwine	K	6-2	182	Fr.	Carlisle, Pa.-Carlisle
36	EJ Williams	DB	6-1	207	So.	Indianapolis, Ind.-Pike
37	Blake Ochsendorf	P	6-6	219	Jr.	Savage, Minn.-Prior Lake-Minnesota State Moorhead
38	Chad Ryland**	K	6-0	175	Jr.	Lebanon, Pa.-Cedar Crest
38	Michael Foor	RB	5-11	201	So.	Carleton, Mich.-Airport
39	Adam Heston	P	6-1	193	Fr.	Sewell, N.J.-St Augustine Prep
39	Kendric Nowling	DB	6-2	209	Fr.	Chicago, Ill.-Marist
40	Bryce Sloan	WR	6-2	160	Fr.	Aurora, Colo.-Regis Jesuit
41	Justin Jefferson	LB	5-11	233	Fr.	Chicago, Ill.-Brother Rice
40	Jack Goodman	DB	6-1	206	Fr.	Battle Creek, Mich.-Lakeview
44	Luke Cameron	LB	6-1	217	Jr.	Kokomo, Ind.-Kokomo-Army West Point
45	Brycen Huddleston	LB	6-0	216	Fr.	Ft. Thomas, Ky.-Highlands
46	Steve Bird	LS	5-10	213	So.	Phoenix, Ariz.-Sandra Day O'Connor
47	Peyton Knight	LS	6-1	202	Fr.	Indianapolis, Ind.-Lutheran
48	Chris Bruglio	DL	6-0	218	So.	Chicago, Ill.-St. Rita
49	Steven Scheidt	LB	6-2	236	So.	Clovis, Calif.-Buchanan-Fresno City College
50	Rafe Reyes	OL	6-2	289	So.	Chelsea, Mich.-Chelsea



EASTERN MICHIGAN UNIVERSITY FOOTBALL ROSTER

No.	Name	Pos	Ht	Wt	Class	Hometown-Previous School
51	Aaron Hamilton	DL	6-2	286	Fr.	Alpharetta, Ga.-Johns Creek
52	DJ Jackson	DL	5-11	329	Jr.	Atlanta, Ga.-Hapeville Charter-Hutchinson C.C.
53	Matthew Buschman*	LB	6-2	220	So.	Brighton, Mich.-Brighton
54	Zack Conti	OL	6-6	295	Fr.	Trenton, Mich.-Trenton
55	Jose Ramirez	DL	6-2	238	So.	Lake Alfred, Fla.-Auburndale-Arizona-Riverside City
56	Charles Brown Jr.	LB	6-1	220	Fr.	Edgewood, Md.-Harford Technical
57	Michael Smith Jr.*	DL	6-3	316	Sr.	Frostproof, Fla.-Frostproof
58	Carter Stagner*	DL	6-4	234	So.	Birmingham, Mich.-Seaholm
59	Daniel Greene	OL	6-4	310	Fr.	Goodrich, Mich.-Goodrich
60	Mike Van Hoeven***	OL	6-5	306	Sr.	Paw Paw, Mich.-Paw Paw
61	Zachariah Kadri	OL	6-4	301	Jr.	Lynnwood, Wash.-Mountlake Terrace-Reedley College
62	Sidy (Sow) Lavallié**	OL	6-5	336	Jr.	Bromont, Quebec-J-H Leclerc-Champlain Lennoxville
63	Mickey Rewolinski	OL	6-5	270	So.	Caledonia, Wis.-Union Grove
65	Lucas Teszner	OL	6-5	289	Fr.	Ottawa Lake, Mich.-Whiteford
67	Broderick Jordan	OL	6-3	298	Fr.	Lansing, Mich.-Okemos
68	Alex Howie	OL	6-4	313	So.	Canton, Mich.-Salem
69	Jake Donnellon***	OL	6-5	300	Sr.	Ypsilanti, Mich.-Gabriel Richard
70	Samari Saddler	DL	6-2	295	So.	Cincinnati, Ohio-Moeller
71	Marcellus Johnson*	OL	6-4	303	So.	Normal, Ill.-Normal Community
72	William Racely	OL	6-4	285	Fr.	Flushing, Mich.-Flushing
73	Coleon Smith	OL	6-6	340	Fr.	Romulus, Mich.-Belleville
74	PJ Ross	OL	6-4	235	Fr.	Chicago, Ill.-Hope Academy-John Hope College
75	Dimitri Douglas	OL	6-4	299	So.	Saline, Mich.-Saline-Michigan State
76	Richard Bates Jr.	OL	6-3	297	Jr.	Kenner, La.-Scotlandville Magnet-Independence C.C.
77	Brian Dooley**	OL	6-7	300	So.	Bowling Green, Ohio-Toledo St. John's Jesuit
78	Jason Eaton	OL	6-7	320	Fr.	Clarksville, Tenn.-Clarksville
79	Jimi McAdams IV	OL	6-5	299	Fr.	Parma, Ohio-Padua Franciscan
80	Dylan Drummond**	WR	6-0	178	Jr.	Cleveland, Ohio-Cuyahoga Heights
81	Quian Williams*	WR	6-0	185	Jr.	Oklahoma City, Okla.-Southmoore
82	Gunnar Oakes**	TE	6-5	268	Jr.	Swanton, Ohio-Swanton
83	Jere Getzinger Jr.	TE	6-3	233	Fr.	West Branch, Mich.-Ogemaw Heights
84	Donivan Wright	WR	6-0	176	So.	Indianapolis, Ind.-Lawrence Central
86	Bryson Cannon*	TE	6-2	242	Sr.	Columbia, S.C.-Dutch Fork-Independence C.C.
87	Evan Furtney	TE	6-4	230	Fr.	Milan, Mich.-Milan
88	Zach Hartsfield	TE	6-3	234	Jr.	Bakersfield, Calif.-Centennial-Bakersfield College
89	Lucas Luft	TE	6-6	240	Jr.	Naples, Fla.-Gulf Coast-Fullerton
90	Grant Trueman	DL	6-3	229	Jr.	Chino Hills, Calif.-Chino Hills-Citrus College
91	Clay Holford***	DL	6-2	255	Sr.	Carrollton, Texas-Hebron
92	Alex Merritt*	DL	6-2	276	Fr.	Cincinnati, Ohio-Moeller
93	Jordan Crawford	DL	6-1	350	Jr.	Houston, Texas-Pearland-Tyler J.C.
95	Mikah Coleman	DL	6-5	252	Fr.	Reynoldsburg, Ohio-Reynoldsburg
96	DeZaun Brooks	DL	6-3	229	Fr.	Indianapolis, Ind.-Lawrence Central
97	Mikey Haney*	DL	6-4	249	So.	Maumee, Ohio-Maumee
98	Woo Scott**	DL	6-2	330	Sr.	Little Rock, Ark.-J.A. Fair-Independence C.C.
99	Turan Rush**	DL	6-2	249	Sr.	Charleston West Side, W.Va.-Capital-Antelope Valley

* - letters won

Alphabetical Roster

No.	Name
16	Kaiden Keefe
28	Greg Kelley
47	Peyton Knight
24	Tanner Knue
6	Alvinoski LaFleur*
17	Mark Lee Jr.
89	Lucas Luft
22	Karmi Mackey*
35	Kolton Malinczak
9	Baron May
79	Jimi McAdams IV
25	Josh McCarty
7	Freddie McGee III***
19	Myles McNeal
92	Alex Merritt*
32	Terry Myrick***
39	Kendric Nowling
82	Gunnar Oakes**
37	Blake Ochsendorf
2	Thomas Odukoya**
12	C.J. Parks
8	T.J. Peavy
72	William Racely
55	Jose Ramirez
63	Mickey Rewolinski
50	Rafe Reyes
35	Caleb Richwine
74	PJ Ross
99	Turan Rush**
38	Chad Ryland**
70	Samari Saddler
49	Steven Scheidt
98	Woo Scott**
29	Kempton Shine*
24	Thomas Shorack
3	Timarcus Simpson*
40	Bryce Sloan
20	Rico Small
73	Coleon Smith
33	DJ Smith
57	Michael Smith Jr.*
11	Xavier Smith
62	Sidy (Sow) Lavallié**
10	Tariq Speights*
58	Carter Stagner*
7	Isaac Stiebeling
65	Lucas Teszner
14	Corry Thomas Jr.
90	Grant Trueman
13	Russell Vaden IV*
60	Mike Van Hoeven***
15	Jerodd Vines*
31	Zach Walling
11	Isaiah Watson
25	Jalen Weathers
36	EJ Williams
81	Quian Williams*
84	Donivan Wright

EMU FOOTBALL 2020 - PRONUNCIATION GUIDE

Players

Beydoun, Hassanbay-DUNE
 Brooks, DeZaun DUH-shawn
 Bruglio, Chrisbrewg-LEO
 Foor, Michaelfour
 Grissom, Jairus JUH-eye-RUSS (rhymes with virus)
 Kadri, ZachariahKAH-dree
 Knue, Tannercanoe
 LaFleur, AlvinoskiLaF-leur, al-VIN-nof-SKI
 Mackey, KarmiCAR-my
 Malinczak, Koltonmal-IN-zack
 Ochsendorf, BlakeOX-send-dorf
 Odukoya, ThomasOH-duh-koi-AH
 Reyes, Raferay-PH
 Saddler, Samarisuh-MAR-ee
 Scheidt, StevenSH-ite
 Shorack, Thomasshore-ack
 Smith, ColeonCOLE-ee-on

Stagner, Carterstag-NER
 Stiebeling, IsaacSTEE-bling
 Sow, Sidycity sow (rhymes with cow)
 Rewolinski, Mickeyrev-UH-lin-ski
 Rush, Turantuh-RAN
 Teszner, Lucastez-ner
 VanHoeven, Mikevan-HOE-vuhn
 Vines, JeroddJUH-rod
 Williams, QuianKEY-on

Coaches

Creighton, ChrisCRAY-ton
 Neathery, NealNETH-er-ee
 Nunez, Jaynoon-YEZ
 Piatkowski, Mikepie-it-COW-ski
 Sewell, SamSOO-wull

EMU's Location

YpsilantiIP-sill-ANN-tee



**Numerical Roster**

No.	Name
1	Jairus Grissom*
2	Thomas Odukoya**
3	Aaron Jackson
3	Timarcus Simpson*
4	Hassan Beydoun**
5	Korey Hernandez*
6	Christopher Kaminski
6	Noski LaFleur*
7	Freddie McGee III***
7	Isaac Stiebeling
8	T.J. Peavy
9	Carthell Flowers**
9	Baron May
10	Preston Hutchinson
10	Tariq Speights*
11	Isaiah Watson
12	Jeff Hubbard***
12	C.J. Parks
13	Russell Vaden IV*
14	Corry Thomas Jr.
15	Jerodd Vines*
16	Kaiden Keefe
17	Mark Lee Jr.
18	Jacob Delso
19	Myles McNeal
20	Rico Small
21	Robert Daniel Jr.
22	Joey Hiser
22	Karmi Mackey*
23	Blake Bogan**
24	Tanner Knue
24	Thomas Shorack
25	Josh McCarty
25	Jalen Weathers
26	Tristen Hines
27	Darius Boone Jr.
27	David Carter Jr.
28	Greg Kelley
28	Xavier Smith
29	Jent Joseph
29	Kempton Shine*
30	Trey Bess III
31	Jake Julien***
31	Zach Walling
32	Terry Myrick***
33	DJ Smith
34	Samson Evans
35	Kolton Malinczak
35	Caleb Richwine
36	EJ Williams
37	Blake Ochsendorf
38	Chad Ryland**
38	Michael Foor
39	Adam Heston
39	Kendric Nowling
40	Bryce Sloan
41	Justin Jefferson
42	Jack Goodman

EASTERN MICHIGAN UNIVERSITY FOOTBALL ROSTER

No.	Name	Pos	Ht	Wt	Class	Hometown-Previous School
76	Richard Bates Jr.	OL	6-3	297	Jr.	Kenner, La.-Scotlandville Magnet-Independence C.C.
30	Trey Bess	RB	5-9	183	Fr.	McRae, Ga.-Telfair County
4	Hassan Beydoun**	WR	5-8	173	Jr.	Dearborn, Mich.-Dearborn
46	Steve Bird	LS	5-10	213	So.	Phoenix, Ariz.-Sandra Day O'Connor
23	Blake Bogan**	DB	6-2	200	Jr.	Grand Blanc, Mich.-Grand Blanc
27	Darius Boone Jr.	RB	5-11	205	Fr.	Tulsa, Okla.-Union
96	DeZaun Brooks	DL	6-3	229	Fr.	Indianapolis, Ind.-Lawrence Central
56	Charles Brown Jr.	LB	6-1	220	Fr.	Edgewood, Md.-Harford Technical
48	Chris Bruglio	DL	6-0	218	So.	Chicago, Ill.-St. Rita
53	Matthew Buschman*	LB	6-2	220	So.	Brighton, Mich.-Brighton
44	Luke Cameron	LB	6-1	217	Jr.	Kokomo, Ind.-Kokomo-Army West Point
86	Bryson Cannon*	TE	6-2	242	Sr.	Columbia, S.C.-Dutch Fork-Independence C.C.
27	David Carter Jr.	DB	5-11	175	Fr.	Ecorse, Mich.-River Rouge
95	Mikah Coleman	DL	6-5	252	Fr.	Reynoldsburg, Ohio-Reynoldsburg
54	Zack Conti	OL	6-6	295	Fr.	Trenton, Mich.-Trenton
93	Jordan Crawford	DL	6-1	350	Jr.	Houston, Texas-Pearland-Tyler J.
21	Robert Daniel Jr.	DB	6-0	192	So.	Oak Park, Mich.-Oak Park
18	Jacob Delso	WR	6-0	172	Fr.	Okmulgee, Okla.-Checotah
69	Jake Donnellon***	OL	6-5	300	Sr.	Ypsilanti, Mich.-Gabriel Richard
77	Brian Dooley**	OL	6-7	300	So.	Bowling Green, Ohio-Toledo St. John's Jesuit
75	Dimitri Douglas	OL	6-4	299	So.	Saline, Mich.-Saline-Michigan State
80	Dylan Drummond**	WR	6-0	178	Jr.	Cleveland, Ohio-Cuyahoga Heights
78	Jason Eaton	OL	6-7	320	Fr.	Clarksville, Tenn.-Clarksville
34	Samson Evans	RB	6-0	210	So.	Crystal Lake, Ill.-Prairie Ridge-Iowa
9	Carthell Flowers**	DB	6-2	193	Jr.	Syracuse, N.Y.-Nottingham
38	Michael Foor	RB	5-11	201	So.	Carleton, Mich.-Airport
87	Evan Furtney	TE	6-4	230	Fr.	Milan, Mich.-Milan
83	Jere Getzinger	TE	6-3	233	Fr.	West Branch, Mich.-Ogemaw Heights
42	Jack Goodman	DB	6-1	206	Fr.	Battle Creek, Mich.-Lakeview
59	Daniel Greene	OL	6-4	310	Fr.	Goodrich, Mich.-Goodrich
1	Jairus Grissom*	QB	6-2	204	Jr.	Detroit, Mich.-River Rouge
51	Aaron Hamilton	DL	6-2	286	Fr.	Alpharetta, Ga.-Johns Creek
97	Mikey Haney*	DL	6-4	249	So.	Maumee, Ohio-Maumee
88	Zach Hartsfield	TE	6-3	234	Jr.	Bakersfield, Calif.-Centennial-Bakersfield College
5	Korey Hernandez*	DB	5-11	178	Jr.	Decatur, Ga.-Cedar Grove-Arkansas-Iowa Western C.C.
39	Adam Heston	P	6-1	193	Fr.	Sewell, N.J.-St Augustine Prep
26	Tristen Hines	DB	5-11	170	Fr.	Milan, Mich.-Milan
22	Joey Hiser	DB	6-0	178	Jr.	Dexter, Mich.-Dexter
91	Clay Holford***	DL	6-2	255	Sr.	Carrollton, Texas-Hebron
68	Alex Howie	OL	6-4	313	So.	Canton, Mich.-Salem
12	Jeff Hubbard***	DB	5-11	188	Sr.	Atlanta, Ga.-Woodward Academy
45	Brycen Huddleston	LB	6-0	216	Fr.	Ft. Thomas, Ky.-Highlands
10	Preston Hutchinson	QB	6-2	203	Jr.	Mason, Ohio-Mason
3	Aaron Jackson	TE	6-2	220	So.	Detroit, Mich.-Cass Technical
52	DJ Jackson	DL	5-11	329	Jr.	Atlanta, Ga.-Hapeville Charter-Hutchinson C.C.
41	Justin Jefferson	LB	5-11	233	Fr.	Chicago, Ill.-Brother Rice
71	Marcellus Johnson*	OL	6-4	303	So.	Normal, Ill.-Normal Community
67	Broderick Jordan	OL	6-3	298	Fr.	Lansing, Mich.-Okemos
29	Jent Joseph	WR	5-11	159	Fr.	New Philadelphia, Ohio-New Philadelphia
31	Jake Julien***	P	6-2	217	Sr.	Barrie, Ontario-North Collegiate
61	Zachariah Kadri	OL	6-4	301	Jr.	Lynnwood, Wash.-Mountlake Terrace-Reedley College
6	Christopher Kaminski	QB	6-3	212	Fr.	South Lyon, Mich.-South Lyon East
16	Kaiden Keefe	WR	6-2	167	Fr.	Highlands Ranch, Colo.-Valor Christian
28	Greg Kelley	DB	6-2	215	Fr.	Leander, Texas-Leander
47	Peyton Knight	LS	6-1	202	Fr.	Indianapolis, Ind.-Lutheran
24	Tanner Knue	WR	5-11	171	So.	Mason, Ohio-Mason
6	Alvinoski LaFleur*	DB	6-0	192	Sr.	Lake Charles, La.-LaGrange-Coffeyville C.C.
17	Mark Lee Jr.	DB	6-0	180	Fr.	Columbus, Ohio-Northland
89	Lucas Luft	TE	6-6	240	Jr.	Naples, Fla.-Gulf Coast-Fullerton
22	Karmi Mackey*	RB	6-1	226	So.	Seffner, Fla.-Seffner Christian Academy
35	Kolton Malinczak	WR	5-7	151	Fr.	Saline, Mich.-Saline
9	Baron May	QB	6-0	196	Fr.	New Philadelphia, Ohio-New Philadelphia
79	Jimi McAdams IV	OL	6-5	299	Fr.	Parma, Ohio-Padua Franciscan





EASTERN MICHIGAN UNIVERSITY FOOTBALL ROSTER

No.	Name	Pos	Ht	Wt	Class	Hometown-Previous School
25	Josh McCarty	RB	5-11	198	Fr.	Troy, Mich.-Orchard Lake St. Mary's
7	Freddie McGee III***	DB	5-8	170	Sr.	Canton, Mich.-Salem
19	Myles McNeal	DB	5-10	174	Fr.	Pontiac, Mich.-Grand Blanc
92	Alex Merritt*	DL	6-2	276	Fr.	Cincinnati, Ohio-Moeller
32	Terry Myrick***	LB	6-0	217	Sr.	Austell, Ga.-Woodward Academy
39	Kendric Nowling	DB	6-2	209	Fr.	Chicago, Ill.-Marist
82	Gunnar Oakes**	TE	6-5	268	Jr.	Swanton, Ohio-Swanton
37	Blake Ochsendorf	P	6-6	219	Jr.	Savage, Minn.-Prior Lake-Minnesota State Moorhead
2	Thomas Odukoya**	TE	6-6	258	Sr.	Almere, Netherlands-Helen Parkhurst-Garden City C.C.
12	C.J. Parks	WR	5-10	175	Jr.	Santa Ana, Calif.-Mater Dei-Cerritos College
8	T.J. Peavy	DB	5-10	187	Fr.	Fayetteville, Ga.-Sandy Creek-Air Force
72	William Racely	OL	6-4	285	Fr.	Flushing, Mich.-Flushing
55	Jose Ramirez	DL	6-2	238	So.	Lake Alfred, Fla.-Auburndale-Arizona-Riverside City
63	Mickey Rewolinski	OL	6-5	270	Fr.	Caledonia, Wis.-Union Grove
50	Rafe Reyes	OL	6-2	289	So.	Chelsea, Mich.-Chelsea
35	Caleb Richwine	K	6-2	182	Fr.	Carlisle, Pa.-Carlisle
74	PJ Ross	OL	6-4	235	Fr.	Chicago, Ill.-Hope Academy-John Hope College
99	Turan Rush**	DL	6-2	249	Sr.	Charleston West Side, W.Va.-Capital-Antelope Valley
38	Chad Ryland**	K	6-0	175	Jr.	Lebanon, Pa.-Cedar Crest
70	Samari Saddler	DL	6-2	296	So.	Cincinnati, Ohio-Moeller
49	Steven Scheidt	LB	6-2	236	So.	Clovis, Calif.-Buchanan-Fresno City College
98	Woo Scott**	DL	6-2	330	Sr.	Little Rock, Ark.-J.A. Fair-Independence C.C.
29	Kempton Shine*	DB	5-11	182	Fr.	Chicago, Ill.-St. Rita
24	Thomas Shorack	DB	5-11	167	Jr.	Renton, Wash.-O'Dea-Arizona State
3	Timarcus Simpson*	DB	5-11	178	So.	Tampa, Fla.-Sickles
40	Bryce Sloan	WR	6-2	160	Fr.	Aurora, Colo.-Regis Jesuit
20	Rico Small	WR	6-0	165	Fr.	Willoughby, Ohio-Willoughby South
73	Coleon Smith	OL	6-6	340	Fr.	Romulus, Mich.-Belleville
33	DJ Smith	RB	5-9	189	Fr.	Dallas, Texas-Frisco Lone Star
57	Michael Smith Jr.*	DL	6-3	316	Sr.	Frostproof, Fla.-Frostproof
28	Xavier Smith	WR	5-9	158	Fr.	Detroit, Mich.-River Rouge
62	Sidy (Sow) Lavallié*	OL	6-5	336	Jr.	Bromont, Quebec-J-H Leclerc-Champlain Lennoxville
10	Tariq Speights*	LB	5-10	230	Jr.	Valencia, Calif.-Valencia-College of the Canyons
58	Carter Stagner*	DL	6-4	234	So.	Birmingham, Mich.-Seaholm
7	Isaac Stiebeling	WR	6-4	204	Sr.	Fort Wayne, Ind.-Snider
65	Lucas Teszner	OL	6-5	283	So.	Ottawa Lake, Mich.-Whiteford
14	Corry Thomas Jr.	DB	5-10	162	Fr.	Ecorse, Mich.-Westlake (Ga.)
90	Grant Trueman	DL	6-3	229	Jr.	Chino Hills, Calif.-Chino Hills-Citrus College
13	Russell Vaden IV*	DB	6-3	212	Jr.	Louisville, Ky.-Moore
60	Mike Van Hoeven***	OL	6-5	306	Sr.	Paw Paw, Mich.-Paw Paw
15	Jerodd Vines*	DB	6-0	177	So.	Detroit, Mich.-Central
31	Zach Walling	WR	6-3	203	Fr.	Toledo, Ohio-Whitmer
11	Isaiah Watson	DB	5-10	166	So.	Baltimore, Md.-Calvert Hall
25	Jalen Weathers	DB	5-11	178	Jr.	Chicago, Ill.-Mount Carmel-Trinity
36	EJ Williams	DB	6-1	207	So.	Indianapolis, Ind.-Pike
81	Quian Williams*	WR	6-0	185	Jr.	Oklahoma City, Okla.-Southmoore
84	Donivan Wright	WR	6-0	176	So.	Indianapolis, Ind.-Lawrence Central

* - letters won

Numerical Roster

No.	Name
44	Luke Cameron
45	Brycen Huddleston
46	Steve Bird
47	Peyton Knight
48	Chris Bruglio
49	Steven Scheidt
50	Rafe Reyes
51	Aaron Hamilton
52	DJ Jackson
53	Matthew Buschman*
54	Zack Conti
55	Jose Ramirez
56	Charles Brown Jr.
57	Michael Smith Jr.*
58	Carter Stagner*
59	Daniel Greene
60	Mike Van Hoeven***
61	Zachariah Kadri
62	Sidy (Sow) Lavallié**
63	Mickey Rewolinski
65	Lucas Teszner
67	Broderick Jordan
68	Alex Howie
69	Jake Donnellon***
93	Samari Saddler
71	Marcellus Johnson*
72	William Racely
73	Coleon Smith
74	PJ Ross
75	Dimitri Douglas
76	Richard Bates Jr.
77	Brian Dooley**
78	Jason Eaton
79	Jimi McAdams IV
80	Dylan Drummond**
81	Quian Williams*
82	Gunnar Oakes**
83	Jere Getzinger Jr.
84	Donivan Wright
86	Bryson Cannon*
87	Evan Furtney
88	Zach Hartsfield
89	Lucas Luft
90	Grant Trueman
91	Clay Holford***
92	Alex Merritt**
93	Jordan Crawford
95	Mikah Coleman
96	DeZaun Brooks
97	Mikey Haney*
98	Woo Scott**
99	Turan Rush**

EAGLES BY THE NUMBERS

Geographically

Michigan.....	33
Ohio.....	14
Illinois.....	8
Georgia.....	7
Indiana.....	6
California.....	5
Florida.....	5
Oklahoma.....	3
Texas.....	3
Canada.....	2
Colorado.....	2
Kentucky.....	2
Louisiana.....	2
Maryland.....	2
Pennsylvania.....	2
Washington.....	2
Arizona.....	1

Geographically Continued...

Arkansas.....	1
Minnesota.....	1
Netherlands.....	1
New Jersey.....	1
New York.....	1
South Carolina.....	1
Tennessee.....	1
West Virginia.....	1
Wisconsin.....	1

Players By Class

Senior.....	14
Junior.....	25
Sophomore.....	23
Redshirt Freshman.....	21
Freshman.....	27





OFFENSE


Position	No.	Name	Ht.	Wt.	El.	GP	GS
X	81	Quian Williams*	6-0	185	Jr.	20	4
		Kaiden Keefe	6-2	167		0	0
Z	24	Tanner Knue	5-11	171	So.	5	3
		Jent Joseph	5-11	159	Fr.	1	0
H	4	Hassan Beydoun**	5-8	173	Jr.	20	2
		Aaron Jackson	6-2	220	So.	3	1
		Dylan Drummond**	6-0	178	Jr.	26	12
Y	2	Thomas Odukoya**	6-6	258	Sr.	24	14
		Bryson Cannon*	6-2	242	Sr.	15	9
		Gunnar Oakes**	6-5	268	Jr.	24	3
		Jere Getzinger Jr.	6-3	233	Fr.	3	0
LT	71	Marcellus Johnson*	6-4	303	So.	16	3
		Zachariah Kadri	6-4	301	Jr.	2	0
LG	62	Sidy Sow**	6-5	336	Jr.	28	26
		Alex Howie	6-4	313	So.	2	0
C	60	Mike Van Hoeven***	6-5	306	Sr.	29	16
		Richard Bates Jr.	6-3	297	Jr.	5	1
		Broderick Jordan	6-3	298	Fr.	2	0
RG	69	Jake Donnellon***	6-5	300	Sr.	40	13
		William Racely	6-4	285	Fr.	2	0
RT	77	Brian Dooley**	6-7	300	So.	20	18
		Lucas Teszner	6-5	289	Fr.	3	0
QB	10	Preston Hutchinson	6-2	203	Jr.	11	4
		Jairus Grissom*	6-2	204	Jr.	20	0
		Baron May	6-0	193	Fr.	0	0
		Christopher Kaminski	6-3	212	Fr.	0	0
RB	33	DJ Smith	5-9	189	Fr.	3	1
		Trey Bess III	5-9	183	Fr.	2	0
		Samson Evans	6-0	210	So.	1	1
		Darius Boone Jr.	5-11	205	Fr.	3	1

DEFENSE

Position	No.	Name	Ht.	Wt.	El.	GP	GS
END	99	Turan Rush**	6-2	249	Sr.	29	16
		Jose Ramirez	6-2	238	So.	7	1
NOSE	57	Michael Smith Jr.	6-3	316	Sr.	20	1
		Woo Scott**	6-2	330	Sr.	26	13
		Jordan Crawford	6-1	350	Jr.	3	0
DT	92	Alex Merritt	6-2	276	Fr.	7	2
		Aaron Hamilton	6-2	286	Fr.	4	1
BULL	97	Mikey Haney*	6-4	249	So.	17	13
		Carter Stagner*	6-4	234	So.	17	0
MIKE	10	Tariq Speights*	5-10	230	Jr.	11	3
		Luke Cameron*	6-1	217	Jr.	5	0
		Steven Scheidt	6-2	236	So.	3	1
WILL	32	Terry Myrick***	6-0	217	Jr.	38	17
		EJ Williams	6-1	207	So.	3	0
CB	7	Freddie McGee III***	5-10	170	Sr.	32	8
		Jerodd Vines*	6-0	177	So.	15	6
CB	29	Kempton Shine*	5-11	182	Fr.	7	2
		Isaiah Watson	5-10	166	So.	10	0
DOG	6	Alvinoski LaFleur*	6-0	192	Sr.	16	4
		T.J. Peavy	5-10	178	Fr.	2	0
FREE	13	Russell Vaden IV*	6-3	212	Jr.	14	2
		Jeff Hubbard***	5-11	188	Sr.	37	6
		Mark Lee Jr.	6-0	180	Fr.	3	0
ROVER	23	Blake Bogan**	6-2	200	Jr.	28	13
		Korey Hernandez*	5-11	178	Jr.	15	2

SPECIAL TEAMS

Position	No.	Name	Ht.	Wt.	El.
P	31	Jake Julien**	6-2	217	Sr.
		Adam Heston	6-1	193	Fr.
PK	38	Chad Ryland*	6-0	175	Jr.
		Caleb Richwine	6-2	182	Fr.
LS	46	Steve Bird	5-10	213	So.
		Peyton Knight	6-1	202	Fr.
KO	38	Chad Ryland*	6-0	175	Jr.
		Caleb Richwine	6-2	182	Fr.
KR	81	Quian Williams*	6-0	185	Jr.
		Blake Bogan**	6-2	200	Jr.
		DJ Smith	5-9	189	Fr.
PR	4	Hassan Beydoun**	5-8	173	Jr.
		DJ Smith	5-9	189	Fr.
HLD	31	Jake Julien**	6-2	217	Sr.
		Tanner Knue	5-11	171	So.



EMU PRONUNCIATIONS

Players

Beydoun, Hassan	bay-DUNE
Brooks, DeZaun	DUH-shawn
Bruglio, Chris	brewg-LEO
Foor, Michael	four
Grissom, Jairus	JUH-eye-RUSS (rhymes with virus)
Kadri, Zachariah	KAH-dree
Knue, Tanner	canoe
LaFleur, Alvinoski	LaF-leur, al-VIN-nof-SKI
Mackey, Karmi	CAR-my
Malinczak, Kolton	mal-IN-zack
Ochsendorf, Blake	OX-send-dorf
Odukoya, Thomas	OH-duh-koi-AH
Reyes, Rafe	ray-PH
Saddler, Samari	suh-MAR-ee
Scheidt, Steven	SH-ite
Shorack, Thomas	shore-ack
Smith, Coleon	COLE-ee-on
Stagner, Carter	stag-NER
Stiebeling, Isaac	STEE-bling
Sow, Sidy	city sow (rhymes with cow)
Rewolinski, Mickey	rev-UH-lin-ski
Rush, Turan	tuh-RAN
Teszner, Lucas	tez-ner
VanHoeven, Mike	van-HOE-vuhn
Vines, Jerodd	JUH-rod
Williams, Quian	KEY-on

Coaches

Creighton, Chris	CRAY-ton
Neathery, Neal	NETH-er-ee
Nunez, Jay	noon-YEZ
Piatkowski, Mike	pie-it-COW-ski
Sewell, Sam	SOO-wull

EMU's Location

Ypsilanti	IP-sill-ANN-tee
-----------	-----------------





2020 TEAM STATISTICS

Date	Opp.	[---RUSHING---]				[--RECEIVING--]				[-----PASSING-----]				[--KICK RET--]				[--PUNT RET--]				Total off		
		No.	Yds	TD	Lg	No.	Yds	TD	Lg	Cmp	Att	Int	Yds	TD	Lg	No	Yds	TD	Lg	No	Yds		TD	Lg
Nov. 4	at Kent State*	46	212	2	33	21	219	2	26	21	29	1	219	2	26	2	41	0	23	0	0	0	0	431
Nov. 11	at Ball State*	41	227	3	31	17	250	1	71	17	29	0	250	1	71	4	40	0	21	1	11	0	11	477
Nov. 18	TOLEDO*	31	34	0	15	25	244	4	22	25	39	1	244	4	22	2	27	0	15	1	7	0	7	278
Nov. 27	CMU*																							
Dec. 5	at WMU*																							
Dec. 12	NIU*																							
	Totals	104	353	4	34	63	740	7	71	63	103	3	740	7	71	8	107	0	29	2	18	0	11	1093
	Opponent	142	717	6	39	59	749	7	68	59	85	2	749	7	68	11	241	0	42	2	-1	0	0	1466

Games played: 3 Avg. per rush: 3.4 Avg. per catch: 11.7 Pass efficiency: 138.12 Kick ret avg.: 13.4 Punt ret avg.: 9.0
 All purpose avg./game: 438.3 Total offense avg./gm: 364.3

2020 OFFENSIVE STARTERS

Game	Y/H	LT	LG	C	RG	RT	WR/H/FB	WR/Z	QB	RB/TE	WR/X
at Kent St.*	Odukoya	Johnson	Sow	Van Hoeven	Bates	Dooley	Beydoun	Knue	Hutchinson	Boone	Williams
at Ball St.*	Odukoya	Johnson	Sow	Van Hoeven	Donnellon	Dooley	Cannon	Knue	Hutchinson	Evans	Williams
TOLEDO*	Odukoya	Johnson	Sow	Van Hoeven	Donnellon	Dooley	Beydoun	Knue	Hutchinson	Jackson	Williams
CMU*											
at WMU*											
NIU*											

2020 DEFENSIVE STARTERS

Game	DT	NOSE	END	BULL	MIKE	WILL	CB	CB	DOG	FREE	ROVER
at Kent St.*	Hamilton	Smith	Rush	Haney	Speights	Myrick	McGee	Vines	LaFleur	Vaden	Bogan
at Ball St.*	Merritt	Smith	Rush	Ramirez	Speights	Myrick	McGee	Vines	LaFleur	Vaden	Hernandez
TOLEDO*	Merritt	Smith	Rush	Scheidt	Speights	Myrick	Hernandez	Vines	LaFleur	Vaden	Bogan
CMU*											
at WMU*											
NIU*											





GAME PARTICIPATION/STARTS

#	PLAYER	GP-GS	KENTS	BALL	TOLED	CMU!	WMU!	NIU!
76	BATES, Richard	3/1	START	XXX	XXX			
30	BESS, Trey	2/-	...	XXX	XXX			
4	BEYDOUN, Hassan	2/2	START	...	START			
46	BIRD, Steve	3/-	XXX	XXX	XXX			
23	BOGAN, Blake	2/2	START	...	START			
27	BOONE, Darius	1/1	START			
96	BROOKS, DeZaun	1/-	...	XXX	XXX			
53	BUSCHMAN, M.	1/-	...	XXX	...			
44	CAMERON, Luke	3/-	XXX	XXX	XXX			
86	CANNON, Bryson	2/1	...	START	XXX			
93	CRAWFORD, J.	3/-	XXX	XXX	XXX			
21	DANIEL, Robert	1/-	XXX			
69	DONNELLON, Jake	2/2	...	START	START			
77	DOOLEY, Brian	3/3	START	START	START			
34	EVANS, Samson	1/1	...	START	...			
9	FLOWERS, C.	3/-	XXX	XXX	XXX			
83	GETZINGER, Jere	3/-	XXX	XXX	XXX			
1	GRISSOM, Jarius	2/-	XXX	XXX	...			
51	HAMILTON, Aaron	1/1	START			
97	HANEY, Mikey	2/2	START	...	START			
5	HERNANDEZ, K.	3/2	XXX	START	START			
2H	HISER, Joey	1/-	XXX			
91	HOLFORD, Clay	2/-	XXX	XXX	...			
68	HOWIE, Alex	1/-	XXX			
12	HUBBARD, Jeff	3/-	XXX	XXX	XXX			
1Q	HUTCHINSON, P.	3/3	START	START	START			
3	JACKSON, Aaron	3/1	XXX	XXX	START			
52	JACKSON, DJ	3/-	XXX	XXX	XXX			
71	JOHNSON, M.	3/3	START	START	START			
67	JORDAN, B	2/-	...	XXX	XXX			
2J	JOSEPH, Jent	1/-	XXX			
31	JULIEN, Jake	3/-	XXX	XXX	XXX			
61	KADRI, Z.	2/-	...	XXX	XXX			
24	KNUE, Tanner	3/3	START	START	START			
6	LAFLEUR, Noski	3/3	START	START	START			
17	LEE, Mark	3/-	XXX	XXX	XXX			
22	MACKEY, Karmi	1/-	XXX			
7	McGEE, Freddie	2/2	START	START	...			
19	MCNEAL, Myles	3/-	XXX	XXX	XXX			
92	MERRITT, Alex	3/2	XXX	START	START			
32	MYRICK, Terry	3/3	START	START	START			
3D	NOWLING, K.	1/-	XXX			
82	OAKES, Gunnar	3/-	XXX	XXX	XXX			
2	ODUKOYA, Thomas	3/3	START	START	START			
8	PEAVY, T.J.	2/-	...	XXX	XXX			
72	RACELY, William	2/-	XXX	...	XXX			
55	RAMIREZ, Jose	3/1	XXX	START	XXX			
99	RUSH, Turan	3/3	START	START	START			
38	RYLAND, Chad	3/-	XXX	XXX	XXX			
70	SADDLER, Samari	1/-	XXX			
49	SCHIEDT, Steven	3/1	XXX	XXX	START			
98	SCOTT, Woo	2/-	XXX	XXX	...			
29	SHINE, Kempton	3/1	XXX	XXX	START			
20	SIMPSON, T.	3/-	XXX	XXX	XXX			
33	SMITH, DJ	3/-	XXX	XXX	XXX			
57	SMITH, Michael	3/3	START	START	START			
62	SOW, Sidy	3/3	START	START	START			
10	SPEIGHTS, Tariq	3/2	START	START	XXX			
58	STAGNER, Carter	3/-	XXX	XXX	XXX			
65	TESZNAR, Lucas	3/-	XXX	XXX	XXX			
90	TRUEMAN, Grant	3/-	XXX	XXX	XXX			
13	VADEN, Russell	2/2	START	START	...			
60	VAN HOVEN, Mike	3/3	START	START	START			
15	VINES, Jerodd	3/3	START	START	START			
11	WATSON, Isaiah	3/-	XXX	XXX	XXX			
36	WILLIAMS, EJ	1/-	XXX			
81	WILLIAMS, Quian	3/3	START	START	START			
84	WRIGHT, Donivan	1/-	XXX			

SEASON/CAREER STARTS

<u>Offensive Line (77)</u>	<u>2020</u>	<u>Career</u>
Sidy Sow	3	26
Brian Dooley	3	18
Mike Van Hoeven	3	16
Jake Donnellon	2	13
Marcellus Johnson	3	3
Richard Bates	1	1

<u>Quarterbacks (4)</u>	<u>2020</u>	<u>Career</u>
Preston Hutchinson	3	4

<u>Wide Receivers (21)</u>	<u>2020</u>	<u>Career</u>
Dylan Drummond	-	12
Quian Williams	3	4
Tanner Knue	3	3
Hassan Beydoun	2	2

<u>Running Backs (2)</u>	<u>2020</u>	<u>Career</u>
Darius Boone	1	1
Samson Evans	1	1

<u>Tight End (27)</u>	<u>2020</u>	<u>Career</u>
Thomas Odukoya	3	14
Bryson Cannon	1	9
Gunnar Oakes	-	3
Aaron Jackson	1	1

<u>Defensive Line (51)</u>	<u>2020</u>	<u>Career</u>
Turan Rush	3	16
Woo Scott	-	12
Mikey Haney	2	12
Clay Holford	-	3
Michael Smith Jr	3	3
Alex Merritt	2	2
Aaron Hamilton	1	1
Jose Ramirez	1	1

<u>Linebackers (20)</u>	<u>2020</u>	<u>Career</u>
Terry Myrick	3	16
Tariq Speights	3	3
Steve Scheidt	1	1

<u>Defensive Backs (44)</u>	<u>2020</u>	<u>Career</u>
Blake Bogan	2	13
Freddie McGee	2	8
Jeff Hubbard	-	6
Jerodd Vines	3	6
Alvinoski LaFleur	3	4
Korey Hernandez	2	3
Russell Vaden	2	2
Kempton Shine	1	2



SEASON

CAREER

Rushing	gp	att	gain	loss	net	avg	td	lg	avg/g	gp	att	gain	loss	net	avg	td	lg	avg/g
HUTCHINSON, Pre	3	43	176	64	112	2.6	4	31	37.3	12	68	218	119	99	1.5	6	31	8.2
EVANS, Samson	1	14	80	0	80	5.7	0	20	80.0	1	14	80	0	80	5.7	0	20	80.0
BOONE, Darius	1	9	69	1	68	7.6	0	34	68.0	3	11	74	1	73	6.6	0	34	24.3
BESS, Trey	2	11	62	13	49	4.5	0	27	24.5	2	11	62	13	49	4.5	0	27	24.5
SMITH, DJ	3	18	23	5	18	1.0	0	4	6.0	3	18	23	5	18	1.0	0	4	6.0
GRISSOM, Jarius	2	5	19	3	16	3.2	0	7	8.0	2	5	19	3	16	3.2	0	7	8.0
MACKEY, Karmi	1	3	11	0	11	3.7	0	7	11.0	11	11	41	0	41	3.7	0	12	3.7
TEAM	1	1	0	1	-1	-1.0	0	0	-1.0	1	1	0	1	-1	-1.0	0	0	-1.0
Total	3	104	440	87	353	3.4	4	34	117.7									
Opponents	3	142	797	80	717	5.0	6	39	239.0									

Passing	gp	effic	comp	att	int	pct	yds	td	lg	avg/g	gp	effic	comp	att	int	pct	yds	td	lg	avg/g
HUTCHINSON, Pre	3	139.47	63	102	3	61.8	740	7	71	246.7	12	145.89	106	159	4	66.7	1202	10	71	100.2
JACKSON, Aaron	3	0.00	0	1	0	0.0	0	0	0	0.0	3	0.00	0	1	0	0.0	0	0	0	0.0
Total	3	138.12	63	103	3	61.2	740	7	71	246.7										
Opponents	3	165.90	59	85	2	69.4	749	7	68	249.7										

Receiving	gp	no.	yds	avg	td	lg	avg/g	gp	no.	yds	avg	td	lg	avg/g
BEYDOUN, Hassan	2	17	176	10.4	0	35	88.0	20	47	525	11.2	1	35	26.2
KNUE, Tanner	3	14	191	13.6	1	71	63.7	5	14	191	13.6	1	71	38.2
WILLIAMS, Quian	3	12	137	11.4	1	25	45.7	20	64	798	12.5	7	50	39.9
CANNON, Bryson	2	7	92	13.1	2	37	46.0	15	27	304	11.3	4	37	20.3
ODUKOYA, Thoma	3	4	41	10.2	2	20	13.7	24	7	57	8.1	2	20	2.4
JACKSON, Aaron	3	3	23	7.7	0	8	7.7	3	3	23	7.7	0	8	7.7
SMITH, DJ	3	2	26	13.0	1	17	8.7	3	2	26	13.0	1	17	8.7
EVANS, Samson	1	1	17	17.0	0	17	17.0	1	1	17	17.0	0	17	17.0
BOONE, Darius	1	1	13	13.0	0	13	13.0	3	1	13	13.0	0	13	4.3
MACKEY, Karmi	1	1	12	12.0	0	12	12.0	11	2	17	8.5	0	12	1.5
OAKES, Gunnar	3	1	12	12.0	0	12	4.0	25	18	217	12.1	1	42	8.7
Total	3	63	740	11.7	7	71	246.7							
Opponents	3	59	749	12.7	7	68	249.7							

Total Offense	g	plays	rush	pass	total	avg/g	g	plays	rush	pass	total	avg/g
HUTCHINSON, Pre	3	145	112	740	852	284.0	12	227	99	1202	1301	108.4
EVANS, Samson	1	14	80	0	80	80.0	1	14	80	0	80	80.0
BOONE, Darius	1	9	68	0	68	68.0	3	11	73	0	73	24.3
BESS, Trey	2	11	49	0	49	24.5	2	11	49	0	49	24.5
SMITH, DJ	3	18	18	0	18	6.0	3	18	18	0	18	6.0
GRISSOM, Jarius	2	5	16	0	16	8.0	2	5	16	0	16	8.0
MACKEY, Karmi	1	3	11	0	11	11.0	11	11	41	0	41	3.7
TEAM	1	1	-1	0	-1	-1.0	1	1	-1	0	-1	-1.0
Total	3	207	353	740	1093	364.3						
Opponents	3	227	717	749	1466	488.7						

Scoring	td	fg	PAT	kick	rush	rcv	pass	dxp	saf	pts	td	fg	PAT	kick	rush	rcv	pass	dxp	saf	pts
HUTCHINSON, Pre	4	-	-	-	-	-	2-3	-	-	24	6	-	-	-	-	-	2-4	-	-	36
ODUKOYA, Thoma	2	-	-	-	-	-	-	-	-	12	2	-	-	-	-	-	-	-	-	12
CANNON, Bryson	2	-	-	-	-	-	-	-	-	12	4	-	-	-	-	-	-	-	-	24
RYLAND, Chad	-	2-4	6-7	-	-	-	-	-	-	12	-	28-43	82-86	-	-	-	-	-	-	166
KNUE, Tanner	1	-	-	-	1	-	-	-	-	8	1	-	-	-	1	-	-	-	-	8
SMITH, DJ	1	-	-	0-1	-	-	-	-	-	6	1	-	-	0-1	-	-	-	-	-	6
WILLIAMS, Quian	1	-	-	-	-	-	-	-	-	6	7	-	-	-	-	-	-	-	-	42
WRIGHT, Donivan	-	-	-	-	1	-	-	-	-	2	-	-	-	-	1	-	-	-	-	2
Total	11	2-4	6-7	0-1	2	2-3	-	-	-	82										
Opponents	14	4-6	12-13	-	1	1-1	-	-	-	110										

Punt Returns	no.	yds	avg	td	lg	no.	yds	avg	td	lg
HUBBARD, Jeff	2	18	9.0	0	11	2	18	9.0	0	11
Total	2	18	9.0	0	11					
Opponents	2	-1	-0.5	0	0					





2020 EMU GAME NOTES

SEASON

Kick Returns	no.	yds	avg	td	lg
WILLIAMS, Quian	6	102	17.0	0	29
SMITH, DJ	1	5	5.0	0	5
BOGAN, Blake	1	11	11.0	0	11
LEE, Mark	0	-11	0.0	0	0
Total	8	107	13.4	0	29
Opponents	11	241	21.9	0	42

Interceptions	no.	yds	avg	td	lg
LAFLEUR, Noski	2	97	48.5	0	54
Total	2	97	48.5	0	54
Opponents	3	20	6.7	1	20

Fumble Returns	no.	yds	avg	td	lg
Total	0	0	0.0	0	0
Opponents	0	0	0.0	0	0

All Purpose	g	rush	rcv	pr	kr	ir	total	avg/g
WILLIAMS, Q	3	0	137	0	102	0	239	79.7
KNUE, Tanne	3	0	191	0	0	0	191	63.7
BEYDOUN, H	2	0	176	0	0	0	176	88.0
HUTCHINSON	3	112	0	0	0	0	112	37.3
EVANS, Sam	1	80	17	0	0	0	97	97.0
LAFLEUR, No	3	0	0	0	0	97	97	32.3
CANNON, Bry	2	0	92	0	0	0	92	46.0
BOONE, Dari	1	68	13	0	0	0	81	81.0
BESS, Trey	2	49	0	0	0	0	49	24.5
SMITH, DJ	3	18	26	0	5	0	49	16.3
ODUKOYA, T	3	0	41	0	0	0	41	13.7
JACKSON, A	3	0	23	0	0	0	23	7.7
MACKEY, Kar	1	11	12	0	0	0	23	23.0
HUBBARD, J	3	0	0	18	0	0	18	6.0
GRISSOM, Ja	2	16	0	0	0	0	16	8.0
OAKES, Gun	3	0	12	0	0	0	12	4.0
BOGAN, Blak	2	0	0	0	11	0	11	5.5
,TEAM	1	-1	0	0	0	0	-1	-1.0
LEE, Mark	3	0	0	0	-11	0	-11	-3.7
Total	3	353	740	18	107	97	1315	438.3
Opponents	3	717	749	-1	241	20	1726	575.3

Field Goals	att	good	long	blkd
RYLAND, Chad	4	2	52	0
Total	4	2	52	0
Opponents	6	4	51	1

Punting	no.	yds	avg	lg	blk
JULIEN, Jake	11	483	43.9	53	0
Total	11	483	43.9	53	0
Opponents	9	368	40.9	53	0

Kickoffs	no.	yds	avg	tb	ob
RYLAND, Chad	16	965	60.3	5	0
Total	16	965	60.3	5	0
Opponents	20	104	52.2	5	1

CAREER

no.	yds	avg	td	lg
6	102	17.0	0	29
1	5	5.0	0	5
1	11	11.0	0	11
0	-11	0.0	0	0

no.	yds	avg	td	lg
3	110	36.7	0	54

no.	yds	avg	td	lg
-----	-----	-----	----	----

g	rush	rcv	pr	kr	ir	total	avg/g
20	0	798	0	102	0	900	45.0
5	0	191	0	0	0	191	38.2
20	-1	525	0	0	0	524	26.2
12	99	0	0	0	0	99	8.2
1	80	17	0	0	0	97	97.0
16	0	0	0	0	110	110	6.9
15	0	304	0	8	0	312	20.8
3	73	13	0	0	0	86	28.7
2	49	0	0	0	0	49	24.5
3	18	26	0	5	0	49	16.3
24	0	57	0	0	0	57	2.4
3	0	23	0	0	0	23	7.7
11	41	17	0	0	0	58	5.3
37	0	0	18	0	46	64	1.7
2	16	0	0	0	0	16	8.0
25	0	217	0	0	0	217	8.7
28	0	0	0	11	-3	8	0.3
1	-1	0	0	0	0	-1	-1.0
3	0	0	0	-11	0	-11	-3.7

att	good	long	blkd
43	28	52	0

no.	yds	avg	lg	blk
165	7158	43.4	73	1

no.	yds	avg	tb	ob
88	5333	60.6	42	4





SEASON													CAREER												
##	Defensive Leaders	gp	ua	a	total	tfl	sack	int	pb	fr	ff	blk	gp	ua	a	total	tfl	sack	int	pb	fr	ff	blk		
32	MYRICK, Terry	3	13	21	3	2.5	1.	.	1	1	1	.	38	58	84	142	11.0	4.0	.	2	1	2	.		
10	SPEIGHTS, Tariq	3	10	10	2	0.0	11	14	19	33	0.0	1	.		
5	HERNANDEZ, Kor	3	11	7	1	0.0	.	.	1	.	.	.	16	18	17	35	1.5	.	1	2	.	.	.		
92	MERRITT, Alex	3	7	6	1	1.5	1.	.	.	1	.	.	7	8	8	16	2.0	1.5	.	.	1	.	.		
13	VADEN, Russell	2	9	4	1	0.0	.	.	1	.	.	.	14	16	7	23	1.5	.	.	2	.	.	.		
29	SHINE, Kempton	3	6	7	1	0.0	.	.	1	.	.	.	7	11	9	20	0.0	.	.	1	.	.	.		
15	VINES, Jerodd	3	8	3	1	1.0	15	21	15	36	2.5	.	.	5	1	1	.		
99	RUSH, Turan	3	5	5	1	4.5	3.	29	44	27	71	14.0	11.5	.	3	1	2	.		
6	LAFLEUR, Noski	3	7	3	1	1.0	.	2	1	.	.	.	16	23	11	34	1.5	0.5	3	1	.	1	.		
17	LEE, Mark	3	3	7	1	0.0	3	3	7	10	0.0		
93	CRAWFORD, Jord	3	2	8	1	1.0	3	2	8	10	1.0		
55	RAMIREZ, Jose	3	3	6	9	0.0	7	3	6	9	0.0		
97	HANEY, Mikey	2	3	5	8	0.5	17	19	33	52	3.0	2.0	.	1	.	.	.		
23	BOGAN, Blake	2	4	3	7	0.0	.	.	.	1	.	.	28	41	28	69	1.5	.	2	2	2	2	1		
57	SMITH, Michael	3	4	3	7	0.0	19	9	9	18	0.5		
9	FLOWERS, Carthel	3	3	4	7	0.0	28	7	10	17	0.0		
58	STAGNER, Carter	3	3	4	7	0.0	19	3	6	9	0.0	.	.	1	.	.	.		
7	McGEE, Freddie	2	7	.	7	0.0	32	46	14	60	1.0	.	1	5	1	.	.		
12	HUBBARD, Jeff	3	2	3	5	0.0	37	16	17	33	0.5	.	2	2	.	.	.		
44	CAMERON, Luke	3	4	1	5	0.0	5	4	1	5	0.0		
98	SCOTT, Woo	2	3	2	5	0.0	15	19	26	45	1.0	0.5	.	.	1	.	.		
8	PEAVY, T.J.	2	2	2	4	0.0	2	2	2	4	0.0		
49	SCHEIDT, Steven	3	1	3	4	0.0	3	1	3	4	0.0		
91	HOLFORD, Clay	2	2	1	3	0.0	38	21	34	55	1.0	.	1	1	.	.	.		
90	TRUEMAN, Grant	3	1	2	3	0.5	6	1	3	4	1.0		
96	BROOKS, DeZaun	1	.	2	2	0.5	0.	.	.	.	1	.	1	.	2	2	0.5	0.5	1		
51	HAMILTON, Aaron	1	1	1	2	0.0	4	1	6	7	0.0		
53	BUSCHMAN, Matth	1	1	.	1	0.0	8	4	2	6	0.0		
11	WATSON, Isaiah	3	.	1	1	0.0	10	.	1	1	0.0		
38	RYLAND, Chad	3	.	1	1	0.0	29	.	2	2	0.0		
52	JACKSON, DJ	3	.	1	1	0.0	3	.	1	1	0.0		
84	WRIGHT, Donivan	1	1	.	1	0.0	1	1	.	1	0.0		
24	KNUE, Tanner	3	1	.	1	0.0	5	1	.	1	0.0		
Total		3	12	12	25	13	6	2	5	3	1	1													
Opponents		3	11	88	20	19	8	3	1	3	2	.													





#	Defensive Leaders	gp	Tackles			tfl/yds	Sacks no-yds	Pass defense			Fumbles		blkd	
			ua	a	tot			int-yds	brup	qbh	rcv-yds	ff	kick	saf
32	MYRICK, Terry	3	13	21	34	2.5-10	1.0-7	.	1	.	1-0	1	.	.
10	SPEIGHTS, Tariq	3	10	10	20	1
5	HERNANDEZ, Korey	3	11	7	18	.	.	.	1
29	SHINE, Kempton	3	6	7	13	.	.	.	1
13	VADEN, Russell	2	9	4	13	.	.	.	1
92	MERRITT, Alex	3	7	6	13	1.5-11	1.0-10	.	.	.	1-0	.	.	.
15	VINES, Jerodd	3	8	3	11	1.0-2
99	RUSH, Turan	3	5	5	10	4.5-19	3.5-16	.	.	1
17	LEE, Mark	3	3	7	10
6	LAFLEUR, Noski	3	7	3	10	1.0-1	.	2-97	1
93	CRAWFORD, Jordan	3	2	8	10	1.0-1	.	.	.	1
55	RAMIREZ, Jose	3	3	6	9	1
97	HANEY, Mikey	2	3	5	8	0.5-1
7	McGEE, Freddie	2	7	.	7
9	FLOWERS, Carthell	3	3	4	7
57	SMITH, Michael	3	4	3	7
58	STAGNER, Carter	3	3	4	7
23	BOGAN, Blake	2	4	3	7	1-0	.	.	.
12	HUBBARD, Jeff	3	2	3	5
98	SCOTT, Woo	2	3	2	5
44	CAMERON, Luke	3	4	1	5	1
8	PEAVY, T.J.	2	2	2	4
49	SCHEIDT, Steven	3	1	3	4
90	TRUEMAN, Grant	3	1	2	3	0.5-0
91	HOLFORD, Clay	2	2	1	3
96	BROOKS, DeZaun	1	.	2	2	0.5-4	0.5-4	1	.
51	HAMILTON, Aaron	1	1	1	2
38	RYLAND, Chad	3	.	1	1
52	JACKSON, DJ	3	.	1	1
53	BUSCHMAN, Matthew	1	1	.	1
84	WRIGHT, Donivan	1	1	.	1
24	KNUE, Tanner	3	1	.	1
11	WATSON, Isaiah	3	.	1	1
Total		3	127	126	253	13-49	6-37	2-97	5	5	3-0	1	1	.
Opponents		3	117	88	205	19-79	8-57	3-20	11	3	3-0	2	.	.

TURNOVERS/TAKEAWAYS

Eastern Michigan Takeaways (5)

Opponent	Takeaway	Qtr.	Yrd.-Line	Result	Result of the Drive
at Kent State	Interception	2nd	KSU 41	Returned 2 yards	Interception
at Ball State	Interception	2nd	EMU 11	Returned 54 yards	Downs
at Ball State	Fumble	2nd	EMU 31	Recovered	Touchdown
vs. Toledo	Fumble	1st	EMU 14	Recovered	Punt
vs. Toledo	Fumble	2nd	TOL 18	Recovered	Touchdown

Eastern Michigan Turnovers (6)

Opponent	Turnover	Qtr.	Yrd.-Line	Result	Result of the Drive
at Kent State	Interception	2nd	EMU 5	Returned 43 yards	Missed Field Goal
at Kent State	Interception	4th	EMU 44	Returned -2 yards	End of Game
at Ball State	Fumble	4th	EMU 11	Downed	End of Game
vs. Toledo	Fumble	2nd	EMU 17	Recovered	Missed Field Goal
vs. Toledo	Fumble	2nd	TOL 46	Recovered	Field Goal
vs. Toledo	Interception	4th	EMU 20	Returned 20 yards TD	Touchdown



Team Statistics

	EMU	OPP
SCORING	82	110
Points Per Game	27.3	36.7
Points Off Turnovers	14	10
FIRST DOWNS	63	85
Rushing	23	45
Passing	33	32
Penalty	7	8
RUSHING YARDAGE	353	717
Yards gained rushing	440	797
Yards lost rushing	87	80
Rushing Attempts	104	142
Average Per Rush	3.4	5.0
Average Per Game	117.7	239.0
TDs Rushing	4	6
PASSING YARDAGE	740	749
Comp-Att-Int	63-103-3	59-85-2
Average Per Pass	7.2	8.8
Average Per Catch	11.7	12.7
Average Per Game	246.7	249.7
TDs Passing	7	7
TOTAL OFFENSE	1093	1466
Total Plays	207	227
Average Per Play	5.3	6.5
Average Per Game	364.3	488.7
KICK RETURNS: #-Yards	8-107	11-241
PUNT RETURNS: #-Yards	2-18	2--1
INT RETURNS: #-Yards	2-97	3-20
KICK RETURN AVERAGE	13.4	21.9
PUNT RETURN AVERAGE	9.0	-0.5
INT RETURN AVERAGE	48.5	6.7
FUMBLES-LOST	4-3	3-3
PENALTIES-Yards	17-167	24-230
Average Per Game	55.7	76.7
PUNTS-Yards	11-483	9-368
Average Per Punt	43.9	40.9
Net punt average	42.2	38.9
KICKOFFS-Yards	16-965	20-1045
Average Per Kick	60.3	52.2
Net kick average	37.4	40.7
TIME OF POSSESSION/Game	28:44	31:16
3RD-DOWN Conversions	15/41	14/37
3rd-Down Pct	37%	38%
4TH-DOWN Conversions	7/10	6/6
4th-Down Pct	70%	100%
SACKS BY-Yards	6-37	8-57
MISC YARDS	0	0
TOUCHDOWNS SCORED	11	14
FIELD GOALS-ATTEMPTS	2-4	4-6
ON-SIDE KICKS	0-0	0-0
RED-ZONE SCORES	(12-12) 100%	(7-12) 58%
RED-ZONE TOUCHDOWNS	(11-12) 92%	(6-12) 50%
PAT-ATTEMPTS	(6-7) 86%	(12-13) 92%
ATTENDANCE	300	1183
Games/Avg Per Game	1/300	2/592
Neutral Site Games		0/0





2020 Eastern Michigan Football
Eastern Michigan Team Game-by-Game Comparison (as of Nov 19, 2020)
All games



Opponent	Score	First Downs			Rushing Number-Yards	Passing		Total Offense Plays-Yards	Return Yards	Turn- Overs	
		Total	Rush	Pass		Pen	Comp-Att-Int				Yards
Kent State	23 -27	20 / 28	5 / 13	12 / 13	3 / 2	32-61 / 46-212	21-35-2 / 21-29-1	241 / 219	67-302 / 75-431	83 / 41	2 / 1
Ball State	31 -38	25 / 30	14 / 19	11 / 9	0 / 2	41-258 / 52-314	17-29-0 / 22-32-1	255 / 232	70-513 / 84-546	105 / 116	1 / 2
TOLEDO	28 -45	18 / 27	4 / 13	10 / 10	4 / 4	31-34 / 44-191	25-39-1 / 16-24-0	244 / 298	70-278 / 68-489	34 / 103	3 / 2
CENTRAL MICHIGA											
Western Michigan											
NORTHERN ILLINOI											
Totals	82 -11	63 / 85	23 / 45	33 / 32	7 / 8	104-353 / 142-717	63-103-3 / 59-85-2	740 / 749	207-109 / 227-146	222 / 260	6 / 5

Opponent	3rd Down Conversions	4th Down Conversions	Time of Possession	TOP Margin	Avg Yds/Rush	Avg Yds/Pass	Avg Yds/Play	Punting Number-Avg	Penalties Number-Yards	Sacks
Kent State	5-13 / 4-12	2-3 / 2-2	29:03 / 30:57	-1:54	1.9 / 4.6	6.9 / 7.6	4.5 / 5.7	2-43.0 / 4-38.8	2-30 / 9-78	1 / 4
Ball State	4-11 / 5-14	1-3 / 3-3	29:43 / 30:17	-0:34	6.3 / 6.0	8.8 / 7.2	7.3 / 6.5	3-44.0 / 3-45.0	5-48 / 7-65	3 / 0
TOLEDO	6-17 / 5-11	4-4 / 1-1	27:26 / 32:34	-5:08	1.1 / 4.3	6.3 / 12.4	4.0 / 7.2	6-44.2 / 2-39.0	10-89 / 8-87	2 / 4
CENTRAL MICHIGAN										
Western Michigan										
NORTHERN ILLINOI										
Totals	15-41 / 14-37	7-10 / 6-6	86:12 / 93:48	-7:36	3.4 / 5.0	7.2 / 8.8	5.3 / 6.5	11-43.9 / 9-40.9	17-16 / 24-23	6 / 8

Note: Game totals are displayed in the format TEAM/OPPONENT for each category





20-YARD PLUS PLAYS

Yd	Type	Player(s)	Opponent
71	Pass	KNUE, Tanner from HUTCHINSON, Preston	Ball State
54	INT	LAFLEUR, Noski	Ball State
43	INT	LAFLEUR, Noski	Kent State
37	Pass	CANNON, Bryson from HUTCHINSON, Preston	Ball State
35	Pass	BEYDOUN, Hassan from HUTCHINSON, Preston	Kent State
34	Rush	BOONE, Darius	Kent State
31	Rush	HUTCHINSON, Preston	Ball State
29	KR	WILLIAMS, Quian	Kent State
27	Rush	BESS, Trey	Ball State
25	Pass	WILLIAMS, Quian from HUTCHINSON, Preston	Kent State
22	Pass	BEYDOUN, Hassan from HUTCHINSON, Preston	Toledo
21	KR	WILLIAMS, Quian	Ball State
20	Pass	ODUKOYA, Thomas from HUTCHINSON, Preston	Ball State

* touchdown scored on play

LONG PLAYS BY THE NUMBERS

Long Plays By Ya	No.	TD
100+	0	0
90-99	0	0
80-89	0	0
70-79	1	0
60-69	0	0
50-59	1	0
40-49	1	0
30-39	4	0
20-29	6	0

Long Plays By Ty	No.	TD
Rushing	3	0
Passing	6	0
Punt returns	0	0
Kick returns	2	0
Interceptions	2	0
Fumble returns	0	0
Other	0	0
TOTAL	13	0

20-YARD PLUS BY PLAYER

Player	No.	TD	R	P	KR	PR	IR	FR
WILLIAMS, Quian	3	0	0	1	2	0	0	0
BEYDOUN, Hassan	2	0	0	2	0	0	0	0
LAFLEUR, Noski	2	0	0	0	0	0	2	0
HUTCHINSON, Preston	1	0	1	0	0	0	0	0
BESS, Trey	1	0	1	0	0	0	0	0
ODUKOYA, Thomas	1	0	0	1	0	0	0	0
BOONE, Darius	1	0	1	0	0	0	0	0
CANNON, Bryson	1	0	0	1	0	0	0	0
KNUE, Tanner	1	0	0	1	0	0	0	0
TOTAL	13	0	3	6	2	0	2	0

LONGEST PLAYS OF THE YEAR

Rushing

34 BOONE, Darius vs Kent State (11/4/2020)

Rushing Touchdown

10 HUTCHINSON, Preston vs Ball State (11/11/2020)

Passing

71 KNUE, Tanner from HUTCHINSON, Preston vs Ball State (11/11/2020)

Passing Touchdown

17 KNUE, Tanner from HUTCHINSON, Preston vs Toledo (11/18/2020)

Punt Return

11 HUBBARD, Jeff vs Ball State (11/11/2020)

Kick Return

29 WILLIAMS, Quian vs Kent State (11/4/2020)

Interception Return

54 LAFLEUR, Noski vs Ball State (11/11/2020)

Fumble Return

None

Punt

53 JULIEN, Jake vs Toledo (11/18/2020)

Field Goal

52 RYLAND, Chad vs Ball State (11/11/2020)



3rd-Down Conversions

Date	Opponent	Score	Overall	1st Qtr	2nd Qtr	3rd Qtr	4th Qtr	Overtime
Nov 04, 202	at Kent State	L 23-27	5-13 38.5	0-2 0.0	1-4 25.0	2-5 40.0	2-2 100.0	
Nov 11, 202	at Ball State	L 31-38	4-11 36.4	2-2 100.0	0-2 0.0	1-3 33.3	1-4 25.0	
Nov 18, 202	TOLEDO	L 28-45	6-17 35.3	1-4 25.0	0-2 0.0	3-5 60.0	2-6 33.3	
Nov 27, 202	CENTRAL MICHIGAN							
Dec 05, 202	at Western Michigan							
Dec 12, 202	NORTHERN ILLINOIS							
	Eastern Michigan		15-41 36.6	3-8 37.5	1-8 12.5	6-13 46.2	5-12 41.7	0-0 0.0
	Opponents		14-37 37.8	5-11 45.5	2-7 28.6	3-10 30.0	4-9 44.4	0-0 0.0

4th-Down Conversions

Date	Opponent	Score	Overall	1st Qtr	2nd Qtr	3rd Qtr	4th Qtr	Overtime
Nov 04, 202	at Kent State	L 23-27	2-3 66.7	0-1 0.0	1-1 100.0	1-1 100.0	0-0 0.0	
Nov 11, 202	at Ball State	L 31-38	1-3 33.3	0-0 0.0	0-1 0.0	0-0 0.0	1-2 50.0	
Nov 18, 202	TOLEDO	L 28-45	4-4 100.0	0-0 0.0	1-1 100.0	0-0 0.0	3-3 100.0	
Nov 27, 202	CENTRAL MICHIGAN							
Dec 05, 202	at Western Michigan							
Dec 12, 202	NORTHERN ILLINOIS							
	Eastern Michigan		7-10 70.0	0-1 0.0	2-3 66.7	1-1 100.0	4-5 80.0	0-0 0.0
	Opponents		6-6 100.0	3-3 100.0	1-1 100.0	2-2 100.0	0-0 0.0	0-0 0.0

Time of Possession

Date	Opponent	Score	Overall	1st Qtr	2nd Qtr	3rd Qtr	4th Qtr	Overtime
Nov 04, 202	at Kent State	L 23-27	29:03	6:54	8:46	9:06	4:17	
Nov 11, 202	at Ball State	L 31-38	29:43	8:13	6:44	6:49	7:57	
Nov 18, 202	TOLEDO	L 28-45	27:26	4:07	5:21	9:10	8:48	
Nov 27, 202	CENTRAL MICHIGAN							
Dec 05, 202	at Western Michigan							
Dec 12, 202	NORTHERN ILLINOIS							
	Eastern Michigan	Total	86:12	19:14	20:51	25:05	21:02	0:00
		Avg.	28:44	6:24	6:57	8:21	7:00	0:00
	Opponents	Total	93:48	25:46	24:09	19:55	23:58	0:00

Eastern Michigan Inside Opponent Red-Zone

Date	Opponent	Score	Times	Times	Total	Rush		Pass	FGs	Failed to score inside RZ						
			In RZ	Score	Pts	TDs	TDs	TDs	Made	FGA	Dow	Int	Fum	Half	Gam	
Nov 04, 202	at Kent State	L 23-27	4	4	23	3	1	2	1	0	0	0	0	0	0	0
Nov 11, 202	at Ball State	L 31-38	4	4	28	4	3	1	0	0	0	0	0	0	0	0
Nov 18, 202	TOLEDO	L 28-45	4	4	28	4	0	4	0	0	0	0	0	0	0	0
Nov 27, 202	CENTRAL MICHIGAN															
Dec 05, 202	at Western Michigan															
Dec 12, 202	NORTHERN ILLINOIS															
	Totals		12	12	79	11	4	7	1	0	0	0	0	0	0	0
	12 of 12 (100.0%)															

Opponents Inside Eastern Michigan Red-Zone

			Times	Times	Total	Rush		Pass	FGs	Failed to score inside RZ					
Date	Opponent	Score	In RZ	Score	Pts	TDs	TDs	TDs	Made	FGA	Dow	Int	Fum	Half	Gam
Nov 04, 202	at Kent State	L 23-27	4	2	13	2	1	1	0	0	0	1	0	1	0
Nov 11, 202	at Ball State	L 31-38	4	4	25	3	3	0	1	0	0	0	0	0	0
Nov 18, 202	TOLEDO	L 28-45	4	1	7	1	1	0	0	2	0	0	1	0	0
Nov 27, 202	CENTRAL MICHIGAN														
Dec 05, 202	at Western Michigan														
Dec 12, 202	NORTHERN ILLINOIS														
Totals			12	7	45	6	5	1	1	2	0	1	1	1	0
7 of 12 (58.3%)															



**INDIVIDUAL GAME HIGHS**

Rushes	17	HUTCHINSON, Preston at Ball State (Nov 11, 2020)
Yards Rushing	118	HUTCHINSON, Preston at Ball State (Nov 11, 2020)
TD Rushes	3	HUTCHINSON, Preston at Ball State (Nov 11, 2020)
Long Rush	34	BOONE, Darius at Kent State (Nov 04, 2020)
Pass attempts	38	HUTCHINSON, Preston vs Toledo (Nov 18, 2020)
Pass completions	25	HUTCHINSON, Preston vs Toledo (Nov 18, 2020)
Yards Passing	255	HUTCHINSON, Preston at Ball State (Nov 11, 2020)
TD Passes	4	HUTCHINSON, Preston vs Toledo (Nov 18, 2020)
Long Pass	71	HUTCHINSON, Preston at Ball State (Nov 11, 2020)
Receptions	9	BEYDOUN, Hassan at Kent State (Nov 04, 2020)
Yards Receiving	121	KNUE, Tanner at Ball State (Nov 11, 2020)
TD Receptions	2	ODUKOYA, Thomas at Kent State (Nov 04, 2020)
Long Reception	71	KNUE, Tanner at Ball State (Nov 11, 2020)
Field Goals	1	RYLAND, Chad at Kent State (Nov 04, 2020)
		RYLAND, Chad at Ball State (Nov 11, 2020)
Long Field Goal	52	RYLAND, Chad at Ball State (Nov 11, 2020)
Punts	6	JULIEN, Jake vs Toledo (Nov 18, 2020)
Punting Avg	44.2	JULIEN, Jake vs Toledo (Nov 18, 2020)
Long Punt	53	JULIEN, Jake vs Toledo (Nov 18, 2020)
Punts inside 20	2	JULIEN, Jake at Kent State (Nov 04, 2020)
		JULIEN, Jake vs Toledo (Nov 18, 2020)
Long Punt Return	11	HUBBARD, Jeff at Ball State (Nov 11, 2020)
Long Kickoff Return	29	WILLIAMS, Quian at Kent State (Nov 04, 2020)
Tackles	14	MYRICK, Terry vs Toledo (Nov 18, 2020)
Sacks	2.0	RUSH, Turan at Ball State (Nov 11, 2020)
Tackles For Loss	2.0	RUSH, Turan at Kent State (Nov 04, 2020)
		RUSH, Turan at Ball State (Nov 11, 2020)
Interceptions	1	LAFLEUR, Noski at Kent State (Nov 04, 2020)
		LAFLEUR, Noski at Ball State (Nov 11, 2020)

TEAM GAME HIGHS

Rushes	41	at Ball State (Nov 11, 2020)
Yards Rushing	258	at Ball State (Nov 11, 2020)
Yards Per Rush	6.3	at Ball State (Nov 11, 2020)
TD Rushes	3	at Ball State (Nov 11, 2020)
Pass attempts	39	vs Toledo (Nov 18, 2020)
Pass completions	25	vs Toledo (Nov 18, 2020)
Yards Passing	255	at Ball State (Nov 11, 2020)
Yards Per Pass	8.8	at Ball State (Nov 11, 2020)
TD Passes	4	vs Toledo (Nov 18, 2020)
Total Plays	70	at Ball State (Nov 11, 2020)
		vs Toledo (Nov 18, 2020)
Total Offense	513	at Ball State (Nov 11, 2020)
Yards Per Play	7.3	at Ball State (Nov 11, 2020)
Points	31	at Ball State (Nov 11, 2020)
Sacks By	3	at Ball State (Nov 11, 2020)
First Downs	25	at Ball State (Nov 11, 2020)
Penalties	10	vs Toledo (Nov 18, 2020)
Penalty Yards	89	vs Toledo (Nov 18, 2020)
Turnovers	3	vs Toledo (Nov 18, 2020)
Interceptions By	1	at Kent State (Nov 04, 2020)
		at Ball State (Nov 11, 2020)
		vs Toledo (Nov 18, 2020)
Punts	6	vs Toledo (Nov 18, 2020)
Punting Avg	44.2	vs Toledo (Nov 18, 2020)
Long Punt	53	vs Toledo (Nov 18, 2020)
Punts inside 20	2	at Kent State (Nov 04, 2020)
		vs Toledo (Nov 18, 2020)
Long Punt Return	11	at Ball State (Nov 11, 2020)
Long Punt Return	0	

OPPONENT INDIVIDUAL GAME HIGHS

Rushes	34	HUNTLEY, Caleb, at Ball State (Nov 11, 2020)
Yards Rushing	209	HUNTLEY, Caleb, at Ball State (Nov 11, 2020)
TD Rushes	3	HUNTLEY, Caleb, at Ball State (Nov 11, 2020)
Long Rush	39	HALL, Justin, at Ball State (Nov 11, 2020)
Pass attempts	31	PLITT, Drew, at Ball State (Nov 11, 2020)
Pass completions	22	PLITT, Drew, at Ball State (Nov 11, 2020)
Yards Passing	232	PLITT, Drew, at Ball State (Nov 11, 2020)
TD Passes	2	CRUM, Dustin, at Kent State (Nov 04, 2020)
		PETERS, Eli, vs Toledo (Nov 18, 2020)
		BRADLEY, Carter, vs Toledo (Nov 18, 2020)
Long Pass	68	PETERS, Eli, vs Toledo (Nov 18, 2020)
Receptions	8	MCKOY, Isaiah, at Kent State (Nov 04, 2020)
Yards Receiving	104	MCKOY, Isaiah, at Kent State (Nov 04, 2020)
TD Receptions	1	WILLIAMS, Mark, at Kent State (Nov 04, 2020)
		MCKOY, Isaiah, at Kent State (Nov 04, 2020)
		TYLER, Yo'Heinz, at Ball State (Nov 11, 2020)
		McKINLEY-LEWIS, vs Toledo (Nov 18, 2020)
		MADDOX, Devin, vs Toledo (Nov 18, 2020)
		WINSTEAD, Isaiah, vs Toledo (Nov 18, 2020)
		BLACKMON, Ronnie, vs Toledo (Nov 18, 2020)
Long Reception	68	McKINLEY-LEWIS, vs Toledo (Nov 18, 2020)
Field Goals	2	KNIGHT, Jack, at Ball State (Nov 11, 2020)
Long Field Goal	51	LEWIS, Jacob, at Ball State (Nov 11, 2020)
Punts	4	HENZL, Ian, at Kent State (Nov 04, 2020)
Punting Avg	45.0	SNYDER, Nathan, at Ball State (Nov 11, 2020)
Long Punt	53	SNYDER, Nathan, at Ball State (Nov 11, 2020)
Punts inside 20	2	SNYDER, Nathan, at Ball State (Nov 11, 2020)
Long Punt Return	0	
Long Kickoff Return	42	HALL, Justin, at Ball State (Nov 11, 2020)
Tackles	15	MARTIN, Brandon, at Ball State (Nov 11, 2020)
Sacks	2.0	GAMBLE, Kesean, at Kent State (Nov 04, 2020)
Tackles For Loss	3.0	GAMBLE, Kesean, at Kent State (Nov 04, 2020)
Interceptions	1	CLARK, Dean, at Kent State (Nov 04, 2020)
		SALAAM, Jerem., at Kent State (Nov 04, 2020)
		HINES, Jamal, vs Toledo (Nov 18, 2020)

OPPONENT TEAM GAME HIGHS

Rushes	52	at Ball State (Nov 11, 2020)
Yards Rushing	314	at Ball State (Nov 11, 2020)
Yards Per Rush	6.0	at Ball State (Nov 11, 2020)
TD Rushes	3	at Ball State (Nov 11, 2020)
Pass attempts	32	at Ball State (Nov 11, 2020)
Pass completions	22	at Ball State (Nov 11, 2020)
Yards Passing	298	vs Toledo (Nov 18, 2020)
Yards Per Pass	12.4	vs Toledo (Nov 18, 2020)
TD Passes	4	vs Toledo (Nov 18, 2020)
Total Plays	84	at Ball State (Nov 11, 2020)
Total Offense	546	at Ball State (Nov 11, 2020)
Yards Per Play	7.2	vs Toledo (Nov 18, 2020)
Points	45	vs Toledo (Nov 18, 2020)
Sacks By	4	at Kent State (Nov 04, 2020)
		vs Toledo (Nov 18, 2020)
First Downs	30	at Ball State (Nov 11, 2020)
Penalties	9	at Kent State (Nov 04, 2020)
Penalty Yards	87	vs Toledo (Nov 18, 2020)
Turnovers	2	at Ball State (Nov 11, 2020)
		vs Toledo (Nov 18, 2020)
Interceptions By	2	at Kent State (Nov 04, 2020)
Punts	4	at Kent State (Nov 04, 2020)
Punting Avg	45.0	at Ball State (Nov 11, 2020)
Long Punt	53	at Ball State (Nov 11, 2020)
Punts inside 20	2	at Ball State (Nov 11, 2020)
Long Punt Return	0	



GAME 1

Eastern Michigan	9	0	6	8	--	23
Kent State	13	7	0	7	--	27

Nov. 4, 2020 | Dix Stadium | Kent, Ohio | 6:05 p.m. ET | Attendance: N/A



Team Totals	EMU	KSU
FIRST DOWNS	20	28
Rushing	5	13
Passing	12	13
Penalty	3	2
NET YARDS RUSHING	61	212
Rushing Attempts	32	46
Average Per Rush	1.9	4.6
Rushing Touchdowns	1	2
Yards Gained Rushing	97	243
Yards Lost Rushing	36	31
NET YARDS PASSING	241	219
Completions-Attempts-Int	21-35-2	21-29-1
Average Per Attempt	6.9	7.6
Average Per Completion	11.5	10.4
Passing Touchdowns	2	2
TOTAL OFFENSE YARDS	302	431
Total offense plays	67	75
Average Gain Per Play	4.5	5.7
Fumbles: Number-Lost	0-0	0-0
Penalties: Number-Yards	2-30	9-78
PUNTS-YARDS	2-86	4-155
Average Yards Per Punt	43.0	38.8
Net Yards Per Punt	43.0	38.8
Inside 20	2	0
50+ Yards	0	1
Touchbacks	0	0
Fair catch	1	1
KICKOFFS-YARDS	5-318	5-232
Average Yards Per Kickoff	63.6	46.4
Net Yards Per Kickoff	40.4	33.4
Touchbacks	3	1
Fair Catch Yards	0	0
Punt returns: Number-Yards-TD	0-0-0	0-0-0
Average Per Return	0.0	0.0
Kickoff returns: Number-Yds-TD	2-40-0	2-41-0
Average Per Return	20.0	20.5
Interceptions: Number-Yds-TD	1-43-0	2-0-0
Fumble Returns: Number-Yds-TD	0-0-0	0-0-0
Miscellaneous Yards	0	0
Possession Time	29:03	30:57
1st Quarter	6:54	8:06
2nd Quarter	8:46	6:14
3rd Quarter	9:06	5:54
4th Quarter	4:17	10:43
Third-Down Conversions	5 of 13	4 of 12
Fourth-Down Conversions	2 of 3	2 of 2
Red-Zone Scores-Chances	4-4	2-4
Touchdowns	3-4	2-4
Field goals	1-4	0-4
Sacks By: Number-Yards	1-2	4-25
PAT Kicks	0-1	3-4
Field Goals	1-2	0-0
Points off turnovers	0	0

>>TAKING NOTE...

• Dustin Crum accounted for three touchdowns, leading Kent State to a 27-23 victory.

• Crum threw an 9-yard pass to a wide-open Mark Williams in the end zone that capped scoring with 7:31 to play. Jeremiah Salaam then intercepted a Preston Hutchinson pass on Eastern Michigan's ensuing and final possession.

• Crum was 21-of-29 for 219 yards passing. He threw a 26-yard touchdown pass to Isaiah McKoy and ran for a 1-yard score in the first half. McKoy finished with eight catches for 104 yards.

• Hutchinson was 21-of-35 passing for 241 yards with a pair of touchdown passes to Thomas Odukoya, and had a 1-yard scoring run. Hassan Beydoun had nine receptions for 112 yards.

• Per COVID-19 guidelines, no fans were allowed inside 25,319-seat Dix Stadium.

• Neal Neathery's defensive unit was the star of the third quarter as it held Kent State scoreless for the entire frame out of the halftime intermission. In three possessions, the Golden Flashes were able to muster just 29 yards and had the ball for just 2:57 of clock time. Neathery's unit has now held its opponents scoreless in 10 of its last 26 games.

Second Half Surge Not Enough in Season-Opener

Eastern was led by numerous eye-popping offensive performances

KENT, Ohio (EMUEagles.com) – A second-half surge was not enough to lift the Eastern Michigan University football team over its Mid-American Conference East Division opponent, Kent State University, in the first game of both teams' shortened six-game schedule tonight, Nov. 4. The Golden Flashes trailed for just 4:24 of game time en route to a 27-23 win inside Dix Stadium.

Eastern (0-1; 0-1 MAC) saw tremendous individual performances on both sides of the ball as first-year starting quarterback, junior **Preston Hutchinson**, looked experienced and confident. He completed 21-of-35 pass attempts and amassed 241 yards through the air, which marks the best aerial performance for an EMU QB in a season-opener since Brogan Roback tossed for 267 yards against Charlotte in 2017. Helping the gunslinger was junior wideout **Hassan Beydoun**, who hauled in nine receptions, for 112 yards. His catch total ties a career-high. Senior tight end **Thomas Odukoya** also made a significant impact, setting new career-bests in receptions (2) and touchdowns (2). In the run game, freshman **Darius Boone** became the first freshman running back to rush for 65+ yards in a single game since Breck Turner (86) did it against Western Michigan in week seven of the 2016 campaign. Boone finished with 68 yards on nine carries.

Defensively, the senior duo of linebacker **Terry Myrick** and **Alvinoski LaFleur** led the Eastern effort with 10 tackles, and an interception, respectively. Myrick's double-digit tackling performance is the fourth of his career.

Kent State (1-0; 1-0 MAC) began the game with an efficient drive, quickly moving the ball into EMU territory after just three snaps. EMU recovered to force an early fourth down attempt at its own 26-yard line, although KSU was able to convert on a play-action fade to score the game's first touchdown and take an early lead, 7-0.

Junior returner **Quian Williams** brought high energy on the ensuing special teams play as he returned the kickoff 29 yards to the 50-yard line, setting up the EMU offense. **Chris Creighton** showed confidence in his new quarterback as he dropped back to complete his first pass attempt of the season to Beydoun, an eight-yard reception. Hutchinson tried for a long pass on the next play as he nearly found an open **Tanner Knue** deep in Kent State territory. Two plays later, it was EMU that went for a fourth-time conversion of its own, but it was unable to convert. Kent State eventually turned its good field position into a one-yard rushing TD to go up, 13-0, with 7:45 on the clock.

The EMU offense was able to convert in its next possession. Boone picked up the first chain-mover of the season for Eastern via a 13-yard pickup through the air. The passing game continued to impress on the next snap as Beydoun hauled in a 19-yard completion to get the Eagles to the Kent State 25-yard line. Beydoun followed up with 17 more yards two plays later to get the Eagles to the Kent 10. Although the Eagles were unable to record a touchdown, junior kicker **Chad Ryland** was able to nail a 34-yard field goal attempt to get Eastern on the board, 13-3.

The EMU field goal helped energize the Eagles' defense, who forced a quick three-and-out by the Golden Flashes in the next series. Hutchinson and Co. again moved efficiently in their third possession. Boone got in on the action with the best run of the night, a 34-yard pickup that got EMU inside the red zone. Two more runs by Boone added 14 more yards to his night and gave EMU a first down at the KSU five-yard line. From there, it was Odukoya who took control as he hauled in a five-yard pass to score EMU's first touchdown of the season and bring the Eagles within four, 13-9.

Kent State grabbed the momentum in the early portion of the second quarter as it capped off a six-play, 73-yard drive just 90 seconds into the start of the period to give itself a 20-9 advantage. Although Eastern showed steady offense in its next possession, its chance to score was cut short when KSU's Dean Clark corralled a one-handed interception on a ball thrown by Hutchinson.

With confidence and the ball, Kent again marched into Eastern territory. Undeterred, the EMU defense rose up, registering an interception and 43-yard return of its own when LaFleur collected his second-career pick with 6:46 remaining in the half. With the ball back in hand, the Eastern offense was able to move it to the Kent 34-yard line before Ryland missed a 52-yard field goal.

Defensively, Eastern was able to end the half on a high note, keeping Kent off the board and keeping its lead at just 11, 20-9. Myrick paced EMU with seven tackles heading into the break.

Neal Neathery's defensive unit was the star of the third quarter as it held Kent State scoreless for the entire frame out of the halftime intermission. In three possessions, the Golden Flashes were able to muster just 29 yards and had the ball for just 2:57 of clock time. Neathery's unit has now held its opponents scoreless in 10 of its last 26 games.

Offensively, Eastern did its part as well. After a punt ended its first possession of the third quarter, the Eagles quickly rebounded on try number two. A near-perfect attack saw Hutchinson engineer a 10-play, 69-yard set that concluded with a one-yard QB keeper, a score that brought EMU within five, 20-15.

The two squads punted during the next three possessions, respectively, before EMU's offense struck again, this time at the front-end of the fourth quarter. The Eagles needed just five plays to move the ball 55 yards for a score. Yet another reception by Beydoun, this time for 35-yards, which tied a career-best, put the Eagles in prime position. Just three plays later, Hutchinson found his top-tier tight end, Odukoya, in the end zone again. The three-yard touchdown pass was the second for the duo on the night, and gave Eastern its first lead of the game, 21-20. EMU added a successful two-point conversion to extend its lead to a field goal, 23-20.

Although it appeared to have the momentum, Kent State continued to fight throughout the fourth quarter until it eventually took the lead, 27-23, with 7:31 left. Although EMU got the ball back with time remaining, the Golden Flashes all-but sealed the deal when it picked off Hutchinson for the second time of the night. From there, Kent State was able to run out the clock and record the victory, 27-23.

>>Scoring Summary

Qtr	Time	Team	Scoring Play	Plays	TOP	Score
1st	10:43	KENTST	MCKOY, Isaiah 26 yd pass from CRUM, Dustin (PHILLIS, Seth kick)	11-79	4:17	0-7
1st	07:45	KENTST	CRUM, Dustin 1 yd run (PHILLIS, Seth kick failed)	8-58	2:05	0-13
1st	04:12	EMU	RYLAND, Chad 34 yd field goal	9-43	3:26	3-13
1st	00:30	EMU	ODUKOYA, Thomas 5 yd pass from HUTCHINSON, Preston (RYLAND, Chad kick failed)	6-74	2:28	9-13
2nd	13:17	KENTST	WILLIAMS, Xav. 33 yd run (PHILLIS, Seth kick)	6-73	2:06	9-20
3rd	02:57	EMU	HUTCHINSON, Preston 1 yd run (SMITH, DJ rush failed)	10-69	3:38	15-20
4th	11:55	EMU	ODUKOYA, Thomas 3 yd pass from HUTCHINSON, Preston (WRIGHT, Donovan pass from HUTCHINSON, P.)	4-55	1:59	23-20
4th	07:31	KENTST	WILLIAMS, Mark 9 yd pass from CRUM, Dustin (PHILLIS, Seth kick)	11-75	4:24	23-27

EASTERN MICHIGAN

RUSHING	No.	Net	TD	Lg	Avg.
BOONE, Darius	9	68	0	34	7.6
GRISOM, Jarius	4	9	0	5	2.2
SMITH, DJ	8	0	0	2	0.0
HUTCHINSON, Preston	11	-16	1	5	-1.5
Totals...	32	61	1	34	1.9

PASSING	Cmp	Att	Int	Yds	TD	Long
HUTCHINSON, Preston	21	35	2	241	2	35
Totals...	21	35	2	241	2	35

RECEIVING	No.	Yds	TD	Lg
BEYDOUN, Hassan	9	112	0	35
WILLIAMS, Quian	4	51	0	25
KNUE, Tanner	4	45	0	19
ODUKOYA, Thomas	2	8	2	5
BOONE, Darius	1	13	0	13
OAKES, Gunnar	1	12	0	12
Totals...	21	241	2	35

PUNTING	No.	Yds	Avg	Long	In 20	TB
JULIEN, Jake	2	86	43.0	48	2	0
Totals...	2	86	43.0	48	2	0

KENT STATE

RUSHING	No.	Net	TD	Lg	Avg.
BRADFORD, Bryan	12	72	0	24	6.0
COOPER, Marquez	16	58	0	11	3.6
WILLIAMS, Xav.	7	55	1	33	7.9
CRUM, Dustin	8	35	1	12	4.4
TEAM	3	-8	0	0	-2.7
Totals...	46	212	2	33	4.6

PASSING	Cmp	Att	Int	Yds	TD	Long
CRUM, Dustin	21	29	1	219	2	26
Totals...	21	29	1	219	2	26

RECEIVING	No.	Yds	TD	Lg
MCKOY, Isaiah	8	104	1	26
CEPHAS, Dante	6	47	0	15
POKE, Ja'Shaun	3	40	0	18
VANCE, Isaac	3	19	0	9
WILLIAMS, Mark	1	9	1	9
Totals...	21	219	2	26

PUNTING	No.	Yds	Avg	Long	In 20	TB
HENZI, Ian	4	155	38.8	50	0	0
Totals...	4	155	38.8	50	0	0



GAME 2

Eastern Michigan	14	7	3	7	--	31
Ball State	7	6	8	17	--	38

Nov. 11, 2020 | Scheumann Stadium | Muncie, Ind. | 7:02 p.m. ET | Attendance: 1,183



Team Totals	EMU	BSU
FIRST DOWNS	22	30
Rushing	10	19
Passing	12	9
Penalty	0	2
NET YARDS RUSHING	227	304
Rushing Attempts	41	52
Average Per Rush	5.5	5.8
Rushing Touchdowns	3	3
Yards Gained Rushing	235	326
Yards Lost Rushing	8	22
NET YARDS PASSING	250	232
Completions-Attempts-Int	17-29-0	22-32-1
Average Per Attempt	8.6	7.2
Average Per Completion	14.7	10.5
Passing Touchdowns	1	1
TOTAL OFFENSE YARDS	477	536
Total offense plays	70	84
Average Gain Per Play	6.8	6.4
Fumbles: Number-Lost	2-1	1-1
Penalties: Number-Yards	5-48	7-65
PUNTS-YARDS	3-132	3-135
Average Yards Per Punt	44.0	45.0
Net Yards Per Punt	37.3	41.3
Inside 20	1	2
50+ Yards	0	2
Touchbacks	1	0
Fair catch	1	1
KICKOFFS-YARDS	6-372	7-362
Average Yards Per Kickoff	62.0	51.7
Net Yards Per Kickoff	34.3	42.4
Touchbacks	2	1
Fair Catch Yards	0	31
Punt returns: Number-Yards-TD	1-11-0	0-0-0
Average Per Return	11.0	0.0
Kickoff returns: Number-Yds-TD	4-40-0	4-116-0
Average Per Return	10.0	29.0
Interceptions: Number-Yds-TD	1-54-0	0-0-0
Fumble Returns: Number-Yds-TD	0-0-0	0-0-0
Miscellaneous Yards	0	0
Possession Time	29:43	30:17
1st Quarter	8:13	6:47
2nd Quarter	6:44	8:16
3rd Quarter	6:49	8:11
4th Quarter	7:57	7:03
Third-Down Conversions	3 of 11	4 of 13
Fourth-Down Conversions	1 of 3	3 of 3
Red-Zone Scores-Chances	4-4	4-4
Touchdowns	4-4	3-4
Field goals	0-4	1-4
Sacks By: Number-Yards	3-20	0-0
PAT Kicks	4-4	3-3
Field Goals	1-2	3-3
Points off turnovers	7	0

>>TAKING NOTE...

• BSU's Caleb Huntley had a career-high 204 yards rushing and three touchdowns, including a 1-yard score with 6 seconds to play, as Ball State rallied from a 14-point deficit.

• EMU quarterback Preston Hutchinson's third touchdown run for the Eagles tied it a 31-all with 4:12 to play but Ball State answered with an 11-play, 79-yard drive capped when Huntley scored on an off-tackle run.

• Drew Plitt finished 22-of-31 passing for 232 yards and one touchdown with one interception for the Cardinals. Justin Hall had seven receptions for 55 yards, extending the longest active streak in FBS with a catch in his 38th consecutive game. The senior lead all active FBS players with 219 career receptions.

• Hutchinson completed 17-of-29 passes for 250 yards and a score and added 17 carries for 103 yards Eastern Michigan. The junior went into the game with career totals of minus-23 yards rushing and three rushing TDs.

• The Eagles led 21-7 midway through the second quarter and Chad Ryland's career-long tying 52-yard field goal with 9:39 left in the third quarter made it 24-13. Huntley scored on a 13-yard run and Drew Plitt's pass to YoHeinz Tyler for the 2-point conversion trimmed Ball State's deficit to three points.

• Tyler scored a 33-yard catch-and-run to gave Ball State its first lead at 28-24 with about 10 minutes to play.

Football Bested by Ball State in #MACtion Thriller, 38-31

EMU saw career-best offensive performances from numerous players

MUNCIE, Ind. (EMUEagles.com) – The Eastern Michigan University football team fought back to erase a seven-point deficit with just over four minutes on the clock, but ultimately fell short, 38-31, in its Mid-American Conference matchup with Ball State University tonight, Nov. 11, at Scheumann Stadium.

Down eight, 31-24, with 5:02 remaining in the game, junior quarterback **Preston Hutchinson** engineered a three-play, 75-yard scoring drive which culminated with a one-yard touchdown run by the first-year signal caller. The best play of the series came from sophomore wide out **Tanner Knue**, who hauled in a career-best 71-yard reception on the second play of the 50-second set to put the Eagles in great position to score.

As it did all night, Ball State (1-1, 1-1 MAC) responded in the next possession. The Cardinals, who scored in four of their final five possessions in the game, were able to eat the clock and score the go-ahead touchdown with just six seconds left in the game, ending any chance of an EMU comeback.

Despite the loss, Eastern (0-2, 0-2 MAC) put together an incredible offensive performance, filled with both impressive team and individual stats. As a team, the Eagles racked up 477 yards of offense, its best single-game total since recording 509 in its 2019 regular season finale against Kent State, Nov. 29.

Individually, Hutchinson shined bright. He finished the night with 250 yards through the air (17-of-29) and one touchdown, while rushing for a team-best 104 yards on 17 attempts, and three scores. His 17 pass completions is the second-best mark of his career, while his rushing attempts, yards, and touchdowns, are all career-bests. Additionally, he is the first EMU quarterback to run for better than 100 yards since **Mike Glass III** trotted for 125 against Toledo, Oct. 13, 2018. Knue's eight receptions and 121 yards were also career-bests for him. Senior tight end **Bryson Cannon** also had personal bests in receptions (5), yards (76), and long reception (37 yards). In the backfield, junior **Samson Evans** was impressive in his first game with EMU, rushing for 63 yards on 14 attempts.

Defensively, senior **Terry Myrick** led the way for the second straight week as he recorded another 10-tackle game for the Green and White. Elsewhere, freshman **Alex Merritt** recorded his first-career fumble recovery and sack.

The Eastern defense was strong right out of the gates, forcing a punt on the first drive of the game for the first time on the young season.

If the defense started hot, then the offense was burning, as Hutchinson took over and led a nearly-perfect opening drive for the Green and White. The best play of the series featured a 37-yard crossing-route completion to Cannon, the longest reception of his career and second of four passes that he corralled in the quarter. That set up Evans, who carried the ball 13 yards to the Ball State one-yard line. Evans was in the lineup for the first time this season after missing EMU's Week One game at Kent State, Nov. 4. From there, Hutchinson took matters into his own hands, scoring his second rushing touchdown of the season. Junior kicker **Chad Ryland** added the extra point to give EMU a 7-0 lead with 8:59 on the clock.

Ball State answered quickly on its next possession, needing just 2:54 to score seven points of its own and tie the game, 7-7. Back on the field for its second possession, the Eastern offense continued moving like a freight train towards the Cardinals' end zone. Samson and Hutchinson combined for 20 total rushing yards over the first three plays of the drive before Knue and Cannon secured five and 15-yard receptions, respectively. Three plays later, Hutchinson found former quarterback and current tight end **Aaron Jackson** for eight yards, his first-career reception. Moments later, Hutchinson found Cannon again, this time for a 10-yard, diving grab in the end zone. The extra point gave EMU a 14-7 advantage.

With the offensive highlight reel in full swing, the EMU defense stepped up with some big-time plays of its own during Ball State's next two possessions. After moving the ball into Eastern territory, it was **Avinowski LaFleur** that stalled the Ball State drive as he recorded his second interception in as many weeks. He returned it 54 yards, setting up the Eagles' offense inside BSU real estate. To the Cardinals' credit, they were able to get the ball back after turning EMU on downs. Ready again, the defense forced another turnover in Ball State's ensuing possession. This time, it was Merritt who was able to recover a fumble, giving Eastern the ball back at its own 29-yard line.

With the ball, and up seven, 14-7, **Chris Creighton's** offense fed off the momentum created by the defense. After a quick nine-yard hookup with Cannon to get the drive started, Hutchinson ran it on two of the next three plays, racking up 43 yards on those attempts alone. With the ball at the Cardinal 12-yard line, Hutchinson went back to work, picking up every inch by himself during the next two plays, both runs, to score his second rushing touchdown of the night, which put EMU up, 20-7. Ryland again hit the chip shot to give EMU a 14-point edge, 21-7, with 6:56 remaining in the opening half.

The Eastern defense remained stout in its next two stints on the field as it held Ball State to a pair of field goals on its final possessions before the halftime intermission, 21-13.

Although a large contingent of Eagles had impressive first-half performances, it was Hutchinson who stole the show. The first-year starter finished with a 9-for-13 passing mark, amassing 121 yards through the air. On the ground, Hutchinson kept it a team-leading eight times for 77 yards. The 77-yard first-half rushing performance is the best of any EMU player this season.

When it was all said-and-done, the Eagles took an eight-point, 21-13, lead into the break.

The MAC West Division rivals traded punts to begin the second half as both defenses appeared to sure up some insecurities. Eastern struck first, however, on its second possession. Although the Eagles were able to move the ball just 28 yards on six plays, it was enough to give Ryland a field goal attempt from 52 yards. With the snap and hold down, the Lebanon, Pa. native blasted it through the uprights, matching his career-long and extending EMU's lead to 11, 24-13. The kick was Ryland's fourth-career make from 50+ yards.

Undeterred by EMU's offensive success, Drew Plitt and the Ball State offense battled back in its next chance with the ball. The fourth-year starting quarterback led the Cardinals on a 13-play, 70 yard drive that resulted in a touchdown and brought BSU within five, 24-19, with 4:34 remaining in the third. BSU completed a successful two-point try to make it a 24-21 contest. Merritt continued his impressive defensive performance during the drive as he recorded his first-career sack during the series.

After another pair of unsuccessful drives between the two clubs, Ball State again found offensive momentum in the early portion of the fourth quarter. In contrast to its lengthy, 13-play touchdown drive just 10 minutes earlier, this touchdown drive took just three plays and six ticks off the clock. The extra point gave Ball State a seven-point edge, 31-24.

With their backs against the wall, it was Eastern's turn to make a big play, and that's exactly what it did. With the ball, Hutchinson threaded a beautiful 71-yard dart to Knue, which eventually led to an EMU score.

Despite a late surge of momentum, Ball State proved too strong, scoring once more to close the game, 38-31.

>>Scoring Summary

Qtr	Time	Team	Scoring Play	Plays	TOP	Score
1st	08:59	EMU	HUTCHINSON, Preston 1 yd run (RYLAND, Chad kick)	7-88	2:51	7-0
1st	06:05	BALL	HUNTLEY, Caleb 7 yd run (KNIGHT, Jack kick)	8-75	2:54	7-7
1st	00:43	EMU	CANNON, Bryson 10 yd pass from HUTCHINSON, Preston (RYLAND, Chad kick)	11-64	5:16	14-7
2nd	07:04	EMU	HUTCHINSON, Preston 10 yd run (RYLAND, Chad kick)	6-71	2:41	21-7
2nd	04:14	BALL	KNIGHT, Jack 44 yd field goal	7-25	2:42	21-10
2nd	00:00	BALL	LEWIS, Jacob 51 yd field goal	11-56	1:30	21-13
3rd	09:39	EMU	RYLAND, Chad 52 yd field goal	7-28	1:30	24-13
3rd	04:34	BALL	HUNTLEY, Caleb 13 yd run (TYLER, YoHeinz pass from PLITT, Drew)	13-70	4:56	24-21
4th	10:02	BALL	TYLER, YoHeinz 33 yd pass from PLITT, Drew (KNIGHT, Jack kick)	3-65	1:05	24-28
4th	05:02	BALL	KNIGHT, Jack 34 yd field goal	5-28	1:46	24-31
4th	04:12	EMU	HUTCHINSON, Preston 1 yd run (RYLAND, Chad kick)	3-75	0:50	31-31
4th	00:06	BALL	HUNTLEY, Caleb 1 yd run (KNIGHT, Jack kick)	11-79	4:12	31-38

EASTERN MICHIGAN

RUSHING	No.	Net	TD	Lg	Avg.
HUTCHINSON, P.	17	104	3	31	6.1
EVANS, Samson	14	63	0	13	4.5
BESS, Trey	7	52	0	27	7.4
GRISOM, Jarius	1	7	0	7	7.0
SMITH, DJ	2	1	0	1	0.5
Totals...	41	227	3	31	5.5

PASSING	Cmp	Att	Int	Yds	TD	Long
HUTCHINSON, Preston	17	29	0	250	1	71
Totals...	17	29	0	250	1	71

RECEIVING	No.	Yds	TD	Lg
KNUE, Tanner	8	121	0	71
CANNON, Bryson	5	76	1	37
ODUKOYA, Thomas	2	28	0	20
EVANS, Samson	1	17	0	17
JACKSON, Aaron	1	8	0	8
Totals...	17	250	1	71

PUNTING	No.	Yds	Avg	Long	In20	TB
JULIEN, Jake	3	132	44.0	47	1	1
Totals...	3	132	44.0	47	1	1

BALL STATE

RUSHING	No.	Net	TD	Lg	Avg.
HUNTLEY, Caleb	34	204	3	21	6.0
HALL, Justin	4	70	0	34	17.5
JONES, Will	8	46	0	13	5.8
TEAM	1	2	0	0	2.0
DAVIS, Antwan	1	1	0	1	1.0
PLITT, Drew	4	-19	0	1	-4.8
Totals...	52	304	3	34	5.8

PASSING	Cmp	Att	Int	Yds	TD	Long
PLITT, Drew	22	31	1	232	1	33
TEAM	0	1	0	0	0	0
Totals...	22	32	1	232	1	33

RECEIVING	No.	Yds	TD	Lg
DAVIS, Antwan	7	69	0	19
HALL, Justin	7	55	0	16
TYLER, YoHeinz	4	64	1	33
RUDY, Cody	2	16	0	10
LITTLE, Hassan	1	15	0	15
HUNTLEY, Caleb	1	13	0	13
Totals...	22	232	1	33

PUNTING	No.	Yds	Avg	Long	In20	TB
SNYDER, Nathan	3	135	45.0	53	2	0
Totals...	3	135	45.0	53	2	0



GAME 3

Toledo	7	17	14	7	--	45
Eastern Michigan	0	7	6	15	--	28

Nov. 18, 2020 | Rynearson Stadium | Ypsilanti, Mich. | 7:02 p.m. ET | Attendance: N/A



Team Totals	TOL	EMU
FIRST DOWNS	27	18
Rushing	13	4
Passing	10	10
Penalty	4	4
NET YARDS RUSHING	191	34
Rushing Attempts	44	31
Average Per Rush	4.3	1.1
Rushing Touchdowns	1	0
Yards Gained Rushing	218	77
Yards Lost Rushing	27	43
NET YARDS PASSING	298	244
Completions-Attempts-Int	16-24-0	25-39-1
Average Per Attempt	12.4	6.3
Average Per Completion	18.6	9.8
Passing Touchdowns	4	4
TOTAL OFFENSE YARDS	489	278
Total offense plays	68	70
Average Gain Per Play	7.2	4.0
Fumbles: Number-Lost	2-2	2-2
Penalties: Number-Yards	8-87	10-89
PUNTS-YARDS	2-78	6-265
Average Yards Per Punt	39.0	44.2
Net Yards Per Punt	35.5	44.3
Inside 20	1	2
50+ Yards	0	1
Touchbacks	0	0
Fair catch	1	3
KICKOFFS-YARDS	8-420	5-275
Average Yards Per Kickoff	52.5	55.0
Net Yards Per Kickoff	39.8	38.2
Touchbacks	3	0
Fair Catch Yards	68	0
Punt returns: Number-Yards-TD	2--1-0	1-7-0
Average Per Return	-0.5	7.0
Kickoff returns: Number-Yds-TD	5-84-0	2-27-0
Average Per Return	16.8	13.5
Interceptions: Number-Yds-TD	1-20-1	0-0-0
Fumble Returns: Number-Yds-TD	0-0-0	0-0-0
Miscellaneous Yards	0	0
Possession Time	32:34	27:26
1st Quarter	10:53	4:07
2nd Quarter	9:39	5:21
3rd Quarter	5:50	9:10
4th Quarter	6:12	8:48
Third-Down Conversions	5 of 11	6 of 17
Fourth-Down Conversions	1 of 1	4 of 4
Red-Zone Scores-Chances	1-4	4-4
Touchdowns	1-4	4-4
Field goals	0-4	0-4
Sacks By: Number-Yards	4-32	2-15
PAT Kicks	6-6	2-2
Field Goals	1-3	0-0
Points off turnovers	10	7

>>TAKING NOTE...

• Bryant Koback ran for 149 yards, Eli Peters and Carter Bradley each threw a pair of touchdown passes and Toledo rolled to a 45-28 victory.

• Koback had 102 yards rushing in the first half and finished with 24 carries, including a 5-yard touchdown run in the second quarter. Peters and Bradley combined for 298 yards passing, and each hit a different receiver for scores. Dancel McKinley-Lewis caught a 68-yard touchdown pass from Peters early in the second quarter. Ronnie Blackmon had a 58-yard touchdown catch from Brady early in the third.

• Jamal Hines picked off Preston Hutchinson's shovel pass and ran 20 yards into the end zone that stretched the Rockets' lead to 45-13 midway through the fourth quarter.

• Hutchinson threw four touchdown passes and completed 25-of-38 pass attempts for 244 yards to lead Eastern Michigan. Hutchinson had scoring throws to four receivers. Quian Williams led with eight catches for 86 yards and a touchdown.

• Toledo has outscored opponents 69-21 in the first half this season.

• The Rockets have won 19 of the last 21 in the series.

Football Falls to Toledo in Home-Opener, 45-28

Terry Myrick led the Eagles with a career-high 14 tackles; Tanner Knue scored first TD

YPSILANTI, Mich. (EMUEagles.com) – The Eastern Michigan University football team was unable to overcome an early deficit as it opened its 2020 home campaign with a Mid-American Conference setback, 45-28, to its West Division rival, the University of Toledo, at "The Factory," inside Rynearson Stadium, Nov. 18.

Eastern (0-3, 0-3 MAC) outscored Toledo (2-1, 2-1 MAC) in the fourth quarter, but was unable to pull within striking distance before time ran out. Junior quarterback **Preston Hutchinson** found senior tight end **Bryson Cannon** for an eight-yard touchdown reception with 12 seconds left. The score capped off a drive consisting of 17 plays for 62 yards.

Offensively, Hutchinson paced the Eagles as he completed 25-of-38 pass attempts for 244 yards and four touchdowns. Junior receiver **Quian Williams** recorded a team-high eight receptions for 86 yards with touchdown grab, while classmate **Hassan Beydoun** tallied eight receptions for 64 yards.

On the defensive side, 10 Eagles posted career-highs in tackles. Senior linebacker **Terry Myrick** led the way with 14 stops. Junior **Tariq Speights** followed with 11, while junior **Korey Hernandez** and freshman **Mark Lee Jr.** each notched seven tackles, respectively.

Senior **Jake Julien** led the punting game for the Eagles with six boots for 256 yards. He averaged 44.2 yards per punt with a long of 53 yards, which tied his season long. Additionally, he placed two punts inside the 20-yard line.

The EMU defense was strong right out of the locker room, forcing a punt on the first drive of the game for the second time this season. However, the offense couldn't convert as the Green and White went three-and-out on their first drive of the game. On the Rockets' next drive, Myrick came up big with a strip-sack to force a fumble at the EMU 14-yard line to give the Eagles' offense a chance to strike.

After a booming punt from Julien, Toledo answered on its next possession, needing just 1:23 to score seven points of its own and take a 7-0 lead. The score came as UT quarterback Eli Peters connected with Devin Maddox for a 25-yard touchdown completion, while kicker Evan Davis added the extra point to close out the first quarter.

Down, 14-0, early in the second quarter, the Eagles took advantage of a muffed punt, scoring off of the turnover as Hutchinson found teammate sophomore **Tanner Knue** in the back of the endzone for a 17-yard completion with 10:43 left in the frame. The touchdown was the first for Knue in his career, and came just one day after receiving a full-ride scholarship. Junior **Chad Ryland** converted on the extra-point attempt to make it a one-score game, 14-7.

Although EMU's next drive ended with a fumble, the defensive players were able to rally with conviction, as senior defensive lineman **Turan Rush** picked up a huge sack to force a Toledo field-goal attempt, which ultimately missed. Despite the momentum, Toledo was able to take a 24-7 lead into the break.

Eastern Michigan's offense moved the ball well throughout parts of the third quarter, the Rocket defense was able to force two consecutive possessions out of the halftime intermission. Toledo took advantage of those stops, finding the back of the end zone in its first two drives of the third stanza, making the score 38-7, with 5:48 left in the quarter. The Eagles, who showed consistent resiliency, worked their way down the field just moments later for what was ultimately a 12-play, 75-yard scoring drive. Freshman running back **DJ Smith** capped the scoring series with his first-career touchdown, a nine-yard reception. EMU attempted the two-point conversion, but couldn't capitalize, and went to the fourth down, 38-13.

The Eastern offense continued to fight in the fourth quarter, as it rattled off a five-play, 77-yard scoring drive over two minutes as Williams pulled in a 12-yard touchdown pass with 7:13 remaining. Hutchinson found Knue for the two-point conversion to cut Toledo's lead to 45-21. The Eagles' defense forced a Toledo punt on the next possession, and the offense marched back down the field over the next five minutes to score an eight-yard touchdown with 12 ticks remaining. The late score was Cannon's first of the season. Ryland's extra point attempt was good, and brought the score to 45-28, where it would ultimately finish.

>>Scoring Summary

Qtr	Time	Team	Scoring Play	Plays	TOP	Score
1st	01:23	TOLEDO	MADDOX, Devin 25 yd pass from PETERS, Eli (DAVIS, Evan kick)	11-82	4:47	7-0
2nd	14:37	TOLEDO	MCKINLEY-LEWIS, D. 68 yd pass from PETERS, Eli (DAVIS, Evan kick)	1-68	0:10	14-0
2nd	10:43	EMU	KNUE, Tanner 17 yd pass from HUTCHINSON, Preston (RYLAND, Chad kick)	2-17	0:13	14-7
2nd	05:18	TOLEDO	KOBACK, Bryant 5 yd run (DAVIS, Evan kick)	10-71	5:18	21-7
2nd	00:23	TOLEDO	DAVIS, Evan 39 yd field goal	7-32	1:49	24-7
3rd	11:51	TOLEDO	WINSTEAD, Isaiah 24 yd pass from BRADLEY, Carter (DAVIS, Evan kick)	4-74	1:19	31-7
3rd	05:48	TOLEDO	BLACKMON, Ronnie 57 yd pass from BRADLEY, Carter (DAVIS, Evan kick)	7-76	3:38	38-7
3rd	00:53	EMU	SMITH, DJ 9 yd pass from HUTCHINSON, Preston (CANNON, Bryson pass failed)	12-75	4:55	38-13
4th	09:56	TOLEDO	HINES, Jamal 20 yd interception return (DAVIS, Evan kick)			45-13
4th	07:13	EMU	WILLIAMS, Quian 12 yd pass from HUTCHINSON, Preston (KNUE, Tanner pass from HUTCHINSON, P)	5-77	2:32	45-21
4th	00:12	EMU	CANNON, Bryson 8 yd pass from HUTCHINSON, Preston (RYLAND, Chad kick)	17-63	5:16	45-28

TOLEDO

RUSHING	No.	Net	TD	Lg	Avg.
KOBACK, Bryant	24	149	1	21	6.2
FINN, Dequan	4	33	0	21	8.2
KELLY, Micah	10	16	0	6	1.6
BRADLEY, Carter	1	13	0	13	13.0
Team	1	-7	0	0	-7.0
PETERS, Eli	4	-13	0	5	-3.2
Totals...	44	191	1	21	4.3

PASSING	Cmp	Att	Int	Yds	TD	Long
PETERS, Eli	11	15	0	190	2	68
BRADLEY, Carter	5	8	0	108	2	57
FINN, Dequan	0	1	0	0	0	0
Totals...	16	24	0	298	4	68

RECEIVING	No.	Yds	TD	Lg
BLACKMON, Ronnie	5	88	1	57
MCKINLEY-LEWIS, D.	2	80	1	68
WINSTEAD, Isaiah	2	60	1	36
NEWTON, Jerjuan	2	25	0	15
MADDOX, Devin	1	25	1	25
KOBACK, Bryant	1	14	0	14
TURNER, Jamal	1	7	0	7
ROSI, Drew	1	0	0	0
KELLY, Micah	1	-1	0	0
Totals...	16	298	4	68

PUNTING	No.	Yds	Avg	Long	In20	TB
FLINT, Bailey	2	78	39.0	41	1	0
Totals...	2	78	39.0	41	1	0

EASTERN MICHIGAN

RUSHING	No.	Net	TD	Lg	Avg.
SMITH, DJ	8	17	0	4	2.1
MACKEY, Karmi	3	11	0	7	3.7
HUTCHINSON, P.	15	10	0	15	0.7
TEAM	1	-1	0	0	-1.0
BESS, Trey	4	-3	0	2	-0.8
Totals...	31	34	0	15	1.1

PASSING	Cmp	Att	Int	Yds	TD	Long
HUTCHINSON, P.	25	38	1	244	4	22
JACKSON, Aaron	0	1	0	0	0	0
Totals...	25	39	1	244	4	22

RECEIVING	No.	Yds	TD	Lg
WILLIAMS, Quian	8	86	1	19
BEYDOUN, Hassan	8	64	0	22
SMITH, DJ	2	26	1	17
KNUE, Tanner	2	25	1	17
CANNON, Bryson	2	16	1	8
JACKSON, Aaron	2	15	0	8
MACKEY, Karmi	1	12	0	12
Totals...	25	244	4	22

PUNTING	No.	Yds	Avg	Long	In20	TB
JULIEN, Jake	6	265	44.2	53	2	0
Totals...	6	265	44.2	53	2	0





Career Bests

PASSING

1 - Jairus Grissom

Pass attempts: 5, vs. Western Michigan, Oct. 19, 2019
 Pass completions: 4, vs. Western Michigan, Oct. 19, 2019
 Pass yards: 50, vs. Western Michigan, Oct. 19, 2019
 Long pass: 34, vs. Western Michigan, Oct. 19, 2019
 Total offense attempts: 9, vs. Western Michigan, Oct. 19, 2019 (4 rush, 5 pass)
 Total offense yards: 67, vs. Western Michigan, Oct. 19, 2019 (17 rush, 50 pass)

7 - Isaac Stiebling

Pass attempts: 16, Bowling Green, Nov. 21, 2017
 Pass completions: 8, Bowling Green, Nov. 21, 2017
 Pass yards: 49, Bowling Green, Nov. 21, 2017
 Long pass: 10, Bowling Green, Nov. 21, 2017
 Total offense attempts: 59, Bowling Green, Nov. 21, 2017 (43 rush, 16 pass)
 Total offense yards: 97, Bowling Green, Nov. 21, 2017 (48 rush, 49 pass)

10 - Preston Hutchinson

Pass attempts: 36, vs. Western Michigan, Oct. 19, 2019
 Pass completions: 31, vs. Western Michigan, Oct. 19, 2019
 Pass yards: 357, vs. Western Michigan, Oct. 19, 2019
 Touchdown passes: 4, vs. Toledo, Nov. 18, 2020
 Long pass: 71, at Ball State, Nov. 11, 2020
 Total offense attempts: 53, vs. Toledo, Nov. 18, 2020 (15 rush, 38 pass)
 Total offense yards: 373, at Ball State, Nov. 11, 2020 (118 rush, 255 pass)

RUSHING

1 - Jairus Grissom

Rush attempts: 4, three times
 Rush yards: 52, at Illinois, Sept. 14, 2010
 Rush TDs: 1, vs. Monmouth, Aug. 31, 2018
 Long rush: 52, at Illinois, Sept. 14, 2010

10 - Preston Hutchinson

Rush attempts: 17, at Ball St. (Nov. 11, 2020)
 Rush yards: 118, at Ball St. (Nov. 11, 2020)
 Rush TDs: 3, at Ball St. (Nov. 11, 2020)
 Long rush: 31, at Ball St. (Nov. 11, 2020)

22 - Karmi Mackey

Rush attempts: 3, twice
 Rush yards: 12, vs. Akron, Nov. 10, 2018
 Long rush: 12, vs. Akron, Nov. 10, 2018

27 - Darius Boone Jr.

Rush attempts: 9, at Kent State, Nov. 4, 2020
 Rush yards: 68, at Kent State, Nov. 4, 2020
 Long rush: 34, at Kent State, Nov. 4, 2020

30 - Trey Bess

Rush attempts: 7, at Ball St. (Nov. 11, 2020)
 Rush yards: 52, at Ball St. (Nov. 11, 2020)
 Long rush: 27, at Ball St. (Nov. 11, 2020)

33 - DJ Smith

Rush attempts: 8, twice
 Rush yards: 17, vs. Toledo, Nov. 17, 2020
 Long rush: 4, vs. Toledo, Nov. 17, 2020

34 - Samson Evans

Rush attempts: 14, at Ball St. (Nov. 11, 2020)
 Rush yards: 80, at Ball St. (Nov. 11, 2020)
 Long rush: 20, at Ball St. (Nov. 11, 2020)

RECEIVING

1 - Jairus Grissom

Receptions: 2, vs. Ball St., Oct. 12, 2019
 Receiving Yards: 17, vs. Ball St., Oct. 12, 2019
 Receiving TDs: 1, vs. Ball St., Oct. 12, 2019
 Long Reception: 15, vs. Ball St., Oct. 12, 2019

2 - Thomas Odukoya

Receptions: 2, twice
 Receiving yards: 33, at Ball State, Nov. 11, 2020
 Receiving TDs: 2, at Kent State, Nov. 4, 2020
 Long reception: 20, at Ball State, Nov. 11, 2020

3 - Aaron Jackson

Receptions: 2, vs. Toledo, Nov. 18, 2020
 Receiving yards: 15, vs. Toledo, Nov. 18, 2020
 Long reception: 8, twice

4 - Hassan Beydoun

Receptions: 9, twice
 Receiving yards: 113, vs. Pittsburgh, Dec. 26, 2019
 Receiving TDs: 1, vs. Central Conn., Sept. 21, 2019
 Long reception: 35, twice

22 - Karmi Mackey

Receptions: 1, twice
 Receiving yards: 12, vs. Toledo, Nov. 18, 2020
 Long reception: 12, vs. Toledo, Nov. 18, 2020

24 - Tanner Knue

Receptions: 8, at Ball State, Nov. 11, 2020
 Receiving yards: 121, at Ball State, Nov. 11, 2020
 Receiving TDs: 1, vs. Toledo, Nov. 18, 2020
 Long reception: 71, at Ball State, Nov. 11, 2020

27 - Darius Boone

Receptions: 1, at Kent State, Nov. 4, 2020
 Receiving yards: 13, at Kent State, Nov. 4, 2020
 Long reception: 13, at Kent State, Nov. 4, 2020

33 - DJ Smith

Receptions: 2, vs. Toledo, Nov. 18, 2020
 Receiving yards: 26, vs. Toledo, Nov. 18, 2020
 Receiving TDs: 1, vs. Toledo, Nov. 18, 2020
 Long reception: 17, vs. Toledo, Nov. 18, 2020

34 - Samson Evans

Receptions: 1, at Ball State, Nov. 11, 2020
 Receiving yards: 17, at Ball State, Nov. 11, 2020
 Long reception: 17, at Ball State, Nov. 11, 2020

80 - Dylan Drummond

Receptions: 8, vs. WMU, Oct. 19, 2019
 Receiving yards: 72, vs. Ball St., Oct. 12, 2019
 Receiving TDs: 2, at Coastal Carolina, Aug. 31, 2019
 Long reception: 27, twice

81 - Quian Williams

Receptions: 9, at Toledo, Oct. 26, 2019
 Receiving yards: 115, vs. Central Conn., Sept. 21, 2019
 Receiving TDs: 2, vs. Central Conn., Sept. 21, 2019
 Long reception: 50, vs. Pittsburgh, Dec. 26, 2019

82 - Gunnar Oakes

Receptions: 4, at Purdue, Sept. 8, 2018
 Receiving yards: 48, at Toledo, Oct. 26, 2019
 Receiving TDs: 1, at WMU, Oct. 6, 2018
 Long reception: 42, vs. Toledo, Oct. 13, 2018

86 - Bryson Cannon

Receptions: 5, at Ball State, Nov. 11, 2020
 Receiving yards: 76, at Ball State, Nov. 11, 2020
 Receiving TDs: 1, four times
 Long reception: 37, at Ball State, Nov. 11, 2020

DEFENSE

3 - Timarcus Simpson

Tackles: 1, vs. Monmouth, Aug. 31, 2018

5 - Korey Hernandez

Tackles: 7, twice
 TFL: 1.0, at Coastal Carolina, Aug. 31, 2019
 Interception: 1, at Illinois, Sept. 14, 2019

6 - Alvinoski LaFleur

Tackles: 5, vs. Toledo, Nov. 18, 2020
 TFLs: 1.0, vs. Toledo, Nov. 18, 2020
 Interception: 1, three times
 Sacks: 0.5, at Kentucky, Sept. 7, 2019

7 - Freddie McGee

Tackles: 5, three times
 Interception: 1, vs. Northern Illinois, Sept. 29, 2018
 TFL: 0.5, at Coastal Carolina, Aug. 31, 2019
 Fumble Recovery: 1, vs. Akron, Nov. 1, 2018

8 - TJ Peavey

Tackles: 4, at Ball State, Nov. 11, 2020

9 - Carthell Flowers

Tackles: 5, vs. Monmouth, Aug. 31, 2018

10 - Tariq Speights

Tackles: 11, vs. Toledo, Nov. 18, 2020

11 - Isaiah Watson

Tackles: 1, vs. Toledo, Nov. 18, 2020

12 - Jeff Hubbard

Tackles: 5, at Ball State, Nov. 11, 2020
 Interception: 1, twice
 TFLs: 0.5, at Illinois, Sept. 14, 2019

13 - Russell Vaden

Tackles: 8, at Kent State, Nov. 4, 2020
 TFL: 1.0, at NIU, Nov. 19, 2019

15 - Jerodd Vines

Tackles: 8, at Ball State, Nov. 11, 2020
 TFLs: 1.0, twice
 QB Hurries: 1, at Illinois, Sept. 14, 2019

17 - Mark Lee Jr.

Tackles: 7, vs. Toledo, Nov. 18, 2020

21 - Robert Daniel

Tackles: 1, vs. Ball State, Oct. 12, 2019

23 - Blake Bogan

Tackles: 7, twice
 TFLs: 0.5, vs. Kent State, Nov. 29, 2019
 Fumbles Forced: 1, vs. Kent State, Nov. 29, 2019
 Fumbles Recovered: 1, twice
 Interception: 1, twice

29 - Kempton Shine

Tackles: 6, vs. Toledo, Nov. 18, 2020

32 - Terry Myrick

Tackles: 14, vs. Toledo, Nov. 18, 2020
 Sacks: 1.0, five times
 TFL: 2.5, vs. Kent State, Nov. 29, 2019
 Fumbles Forced: 1, twice

44 - Luke Cameron

Tackles: 2, twice

49 - Steven Scheidt

Tackles: 4, at Ball State, Nov. 11, 2020

51 - Aaron Hamilton

Tackles: 4, at Toledo, Oct. 26, 2019

52 - DJ Jackson

Tackles: 1, vs. Toledo, Nov. 18, 2020

53 - Matthew Bushman

Tackles: 3, at Coastal Carolina, Aug. 31, 2019

55 - Jose Ramirez

Tackles: 4, at Ball State, Nov. 11, 2020

57 - Michael Smith Jr.

Tackles: 5, vs. Kent State, Nov. 29, 2019

58 - Carter Stagner

Tackles: 4, vs. Toledo, Nov. 18, 2020

90 - Grant Trueman

Tackles: 3, vs. Kent State, Nov. 4, 2020

91 - Clay Holford

Tackles: 6, vs. Army, Oct. 27, 2018
 TFL: 1.0, vs. NIU, Nov. 16, 2016
 Interceptions: 1, at Coastal Carolina, Aug. 31, 2019
 QB Hurries: 2, vs. MVSU, Sept. 2, 2016

92 - Alex Merritt

Tackles: 6, at Ball State, Nov. 11, 2020
 TFLs: 1.0, at Ball State, Nov. 11, 2020
 Fumbles Recovered: 1, at Ball State, Nov. 11, 2020
 Sacks: 1.0, at Ball State, Nov. 11, 2020

93 - Jordan Crawford

Tackles: 6, vs. Toledo, Nov. 18, 2020

96 - DeZaun Brooks

Tackles: 2, vs. Toledo, Nov. 18, 2020
 Sacks: 0.5, vs. Toledo, Nov. 18, 2020
 TFLs: 0.5, vs. Toledo, Nov. 18, 2020
 Blocked Field Goals: 1, vs. Toledo, Nov. 18, 2020

97 - Mikey Haney

Tackles: 11, vs. Buffalo, Nov. 2, 2019
 TFLs: 1.0, at Illinois, Sept. 14, 2019
 Sacks: 1.0, at Illinois, Sept. 14, 2019

98 - Woo Scott

Tackles: 8, vs. WMU, Oct. 19, 2019
 Sacks: 1.0, vs. GA Southern, Dec. 15, 2018
 TFL: 1.0, vs. GA Southern, Dec. 15, 2018

99 - Turan Rush

Tackles: 6, at Toledo, Oct. 26, 2019
 Sacks: 2.0, twice
 TFL: 2.0, three times
 Fumbles Forced: 1, twice
 Fumbles Recovered: 1, at Kentucky, Sept. 7, 2019
 Pass Breakups: 1, twice





2020 EMU GAME NOTES

ONE SCORE GAMES (166-166)

10-29-1892	at Michigan Jr. Laws	W	6-4
1893	at Detroit H.S.	W	14-10
11-24-1894	at Ann Arbor H.S.	L	10-12
10-4-1895	at Atlanta	W	9-8
11-16-1895	at Detroit A.C.	L	12-16
10-8-1898	MICHIGAN STATE	L	6-11
11-15-1898	at Ypsilanti H.S.	W	7-0
10-19-1901	at Mich. Alkali Works	W	6-5
10-26-1901	MICH. FRESHMEN	L	6-12
11-2-1901	at Mich. Alkali Works	W	12-10
11-30-1901	MICH. SCHOOL-DEAF	W	10-0
10-10-1903	at Detroit	L	0-6
10-31-1903	DETROIT BUS. UNIV	W	10-6
11-12-1903	DETROIT COLLEGE	W	5-0
11-24-1903	at Hillsdale	L	11-12
10-22-1904	at Mich. School-Deaf	W	18-11
11-24-1904	HILLSDALE	W	12-11
10-24-1905	at Mich. School-Deaf	W	6-5
10-25-1906	DETROIT	W	6-0
11-3-1906	at Adrian	W	6-0
11-27-1906	HILLSDALE	W	10-6
10-26-1907	DETROIT	W	7-0
11-9-1907	at Kalamazoo	L	0-6
11-23-1907	at Hillsdale	L	4-7
10-10-1908	MICH. SCHOOL-DEAF	W	5-0
10-23-1908	ALMA	L	0-5
10-31-1908	at Adrian	L	0-5
10-16-1909	at Alma	L	0-5
10-30-1909	ADRIAN	L	2-6
11-13-1909	at Detroit	L	8-9
10-22-1910	DET. UNIV. SCHOOL	L	0-6
11-19-1910	HILLSDALE	L	0-6
10-28-1911	ALUMNI GAME	W	6-0
11-9-1911	DETROIT	L	0-6
11-15-1912	WESTERN MICHIGAN	W	7-0
11-1-1913	at Western Michigan	L	6-12
11-22-1913	at Hillsdale	W	6-0
10-10-1914	at Michigan Freshmen	L	0-7
11-20-1915	at Hillsdale	L	0-6
10-7-1916	ALMA	L	0-6
10-28-1916	at Detroit	W	12-6
11-10-1917	MICHIGAN STATE FROSH.	L	7-13
11-2-1918	at U-M Army Corps	L	6-7
11-22-1919	at Hillsdale	L	0-1
10-16-1920	CENTRAL MICHIGAN	W	7-6
10-23-1920	at Alma	W	12-6
10-15-1921	at Central Michigan	W	7-6
10-22-1921	ALMA	L	0-7
11-12-1921	at Hillsdale	W	13-7
11-11-1922	OLIVET	W	6-0
10-4-1924	TOLEDO	L	0-1
10-11-1924	at Hillsdale	L	13-14
10-22-1924	OLIVET	W	12-6
10-17-1925	ALBION	W	6-0
10-31-1925	FERRIS STATE	W	6-0
11-21-1925	at Kalamazoo	W	7-6
10-2-1926	DETROIT FRESHMEN	W	6-0
10-16-1926	at Detroit City College	W	6-0
10-29-1927	CENTRAL MICHIGAN	W	6-0
11-12-1927	at Western Michigan	W	6-0
10-19-1929	NOTRE DAME "B"	W	13-7
11-9-1929	MICHIGAN "B"	L	14-18
9-27-1930	at Michigan	L	0-7
9-30-1932	at Detroit	L	7-13
11-13-1932	NORTHERN IOWA	L	6-12
10-13-1933	ST. VIATOR	W	13-8
10-21-1933	CENTRAL MICHIGAN	W	13-7
11-4-1933	SOUTH DAKOTA STATE	L	7-13
10-20-1934	at Central Michigan	L	12-13
11-10-1934	FERRIS STATE	W	9-7
9-28-1935	at Northern Michigan	L	0-2
10-12-1935	NORTHERN IOWA	W	3-0
10-19-1935	CENTRAL MICHIGAN	W	7-0
11-9-1935	INDIANA STATE	W	10-7
9-26-1936	BALL STATE	W	6-0
10-10-1936	at Bowling Green	L	0-6
10-24-1936	at Central Michigan	L	13-17
10-31-1936	at Valparaiso	W	7-6
11-7-1936	ILLINOIS STATE	W	19-13
11-14-1936	at Indiana State	W	19-13
9-25-1937	at Ball State	W	13-6
11-6-1937	at Wayne State	L	0-7
10-7-1938	at Illinois State	W	12-6
10-21-1938	at Central Michigan	L	6-7
10-13-1939	WAYNE STATE	W	7-9
11-4-1939	at Wayne State	W	13-6
10-11-1941	at Kalamazoo	L	0-7
10-24-1941	CENTRAL MICHIGAN	L	6-12
10-1-1942	HOPE	W	13-9
10-9-1942	ILLINOIS STATE	W	14-7
10-29-1942	HILLSDALE	W	19-13
10-6-1945	ALBION	W	6-0
10-27-1945	at Hillsdale	W	6-0
11-3-1945	at Albion	W	6-0
11-9-1945	at Wayne State	W	14-13
10-11-1946	ALMA	W	6-0
11-2-1946	ALBION	W	13-6
10-3-1947	ILLINOIS STATE	L	0-6
10-18-1947	HOPE	L	7-12
10-9-1948	NORTHERN MICHIGAN	W	6-0
10-29-1948	NORTHERN ILLINOIS	L	7-10
11-6-1948	CENTRAL MICHIGAN	W	6-0
9-24-1949	at Northern Michigan	L	0-6
10-6-1951	at Eastern Illinois	L	12-19
10-20-1951	CENTRAL MICHIGAN	L	13-19
9-19-1952	at Hope	W	13-6
10-4-1952	WESTERN ILLINOIS	L	13-20
10-11-1952	EASTERN ILLINOIS	W	13-7
10-3-1953	WAYNE STATE	W	13-6
10-1-1954	WAYNE STATE	W	7-0
10-7-1955	at Western Illinois	W	7-2
10-22-1955	SOUTHERN ILLINOIS	W	6-2
10-29-1955	at Eastern Illinois	W	14-7
11-12-1955	at Northern Illinois	W	13-6
10-20-1956	at Southern Illinois	L	7-14
10-5-1957	at Youngstown State	L	6-13
11-11-1958	at Central Michigan	L	6-7
10-25-1958	at Southern Illinois	L	9-13
11-1-1958	at Northern Illinois	W	15-7
11-15-1958	ST. JOSEPH'S	L	0-3
10-7-1959	ILLINOIS STATE	W	13-7
10-21-1961	CENTRAL MICHIGAN	L	11-13
10-28-1961	at Eastern Illinois	L	0-7
11-4-1961	SOUTHERN ILLINOIS	L	14-20
9-28-1962	KALAMAZOO	L	6-13
10-6-1962	at Illinois State	L	19-20
9-28-1963	at Kalamazoo	W	13-12
9-26-1964	ADRIAN	W	7-0
10-10-1964	at John Carroll	L	3-7
11-14-1964	at Ashland	L	7-13
10-1-1965	OHIO NORTHERN	L	0-7
10-8-1965	JOHN CARROLL	L	6-7
10-21-1967	at Ferris State	W	13-6
11-4-1967	at UL-Monroe	L	10-12

KENTUCKY STATE	W	7-0
AKRON	W	10-3
at Indiana State	L	13-14
INDIANA STATE	W	25-21
at Northern Michigan	W	14-8
at Idaho State	W	23-22
WESTERN KENTUCKY	W	17-14
IDAHO STATE	L	14-21
at Louisiana Tech	L	17-24
BALL STATE	W	17-14
LOUISIANA TECH	W	21-19
WESTERN MICHIGAN	W	20-19
UL-MONROE	L	14-17
at Arkansas State	L	7-14
at Weber State	L	14-21
at UL-Monroe	W	27-24
WESTERN ILLINOIS	L	14-17
at Youngstown State	L	14-15
at Central Michigan*	L	3-9
McNEESE STATE	W	9-7
at Ohio*	L	22-23
at Toledo*	W	17-12
at Illinois State	L	13-14
KENT STATE*	W	14-10
at Bowling Green*	W	18-16
AKRON	L	7-14
MIAMI*	L	12-18
at Kent State*	L	7-13
at Akron	L	7-14
CENTRAL MICHIGAN*	L	8-13
at Toledo*	L	19-20
OHIO*	L	13-14
KENT STATE*	W	9-7
MARSHALL	W	7-3
BOWLING GREEN*	L	21-26
at Western Michigan*	L	10-14
OHIO*	L	13-16
BALL STATE*	L	10-17
KENT STATE*	W	20-18
YOUNGSTOWN STATE	W	27-22
at Akron	L	12-16
at Ohio*	W	27-21
at Central Michigan*	L	10-17
at Ball State*	W	27-24
NORTHERN ILLINOIS*	L	0-3
WESTERN MICHIGAN*	W	21-14
at Youngstown State	W	18-17
AKRON	W	24-21
KENT STATE*	L	16-20
at Toledo*	L	18-23
OHIO*	W	33-31
BALL STATE*	W	14-7
at Northern Illinois	L	14-21
at Akron	L	16-17
at Kent State*	W	23-21
NORTHERN ILLINOIS	W	32-31
BALL STATE*	W	35-28
at Western Michigan*	W	23-17
San Jose State	W	30-27
MIAMI*	W	24-17
at Youngstown State	W	17-12
KENT STATE*	W	21-14
at Ball State*	W	16-12
WESTERN MICHIGAN*	L	24-31
TOLEDO*	W	20-19
at Ohio*	W	30-25
at Western Michigan*	W	21-20
LIBERTY	L	24-25
at Ball State*	L	17-23
WESTERN MICHIGAN*	W	27-24
OHIO*	W	21-18
CENTRAL MICHIGAN*	L	12-16
BALL STATE*	L	13-20
at Kent State*	L	24-25
LOUISIANA TECH	L	14-17
at Kent State*	W	21-20
BALL STATE*	L	8-10
at Ohio*	W	13-10
TOLEDO*	L	14-21
KENT STATE*	L	14-17
at Western Michigan*	L	19-20
OHIO*	W	7-6
TEMPLE	L	28-31
WESTERN ILLINOIS	W	16-14
KENT STATE*	W	20-15
at Central Michigan*	W	28-21
WESTERN MICHIGAN*	L	20-21
BALL STATE*	L	13-18
OHIO*	L	10-12
CENTRAL MICHIGAN*	L	29-30
MIAMI*	L	17-21
TEMPLE	L	24-28
at Western Michigan*	W	19-12
at Ohio*	L	0-7
AKRON*	W	20-17
at Toledo*	L	35-38
KENT STATE*	L	38-41
at Central Michigan*	W	31-24
BALL STATE*	W	38-32
WESTERN MICHIGAN*	L	38-41
NORTHERN IOWA	L	10-13
at Ball State*	W	13-7
MARSHALL*	L	23-26
TOLEDO*	W	10-7
WESTERN MICHIGAN*	LOT	37-40
OHIO*	W	27-26
at Toledo*	W	20-13
at Central Michigan*	L	26-29
at Northern Illinois*	L	23-30
UCONN	W	32-25
SE MISSOURI STATE	W	16-12
INDIANA STATE	L	14-21
BUFFALO*	W	24-20
at Central Michigan*	L	30-35
at Akron*	L3OT,	62-65
SOUTHEAST MISSOURI ST	W	35-32
SOUTHERN ILL.	W2OT,	48-45
at Western Michigan*	L	31-33
EAST TENNESSEE STATE	W	28-21
at Akron*	L	17-24
CENTRAL FLORIDA*	W	19-13
BUFFALO*	W	37-34
EASTERN ILLINOIS	L	28-31
IDAHO	L	41-45
at Ball State*	W	31-24
at Western Michigan*	W	35-31
CENTRAL MICHIGAN*	W4OT,	61-58
at Cincinnati	L	26-28
at Central Michigan*	WOT,	23-20
KENT STATE*	W	27-20
MIAMI*	L	23-24
BALL STATE*	L	25-26
CENTRAL MICHIGAN*	LOT,	17-24
at Bowling Green*	L	21-24
TOLEDO*	W	17-13
at Western Michigan*	L	15-18

9-14-2006	OHIO*	L	10-16
9-15-2007	at Northern Illinois*	W	21-19
10-13-2007	at Ohio*	L	42-48
11-9-2007	BOWLING GREEN*	L	32-39
11-16-2007	at Central Michigan*	W	48-45
10-4-2008	at Bowling Green*	W	24-21
11-10-2008	at Army	L	13-17
10-18-2008	AKRON*	L	35-42
11-22-2008	at Temple*	L	52-55
11-28-2008	CENTRAL MICHIGAN*	W	56-52
12-12-2009	at Northwestern	L	24-27
10-24-2009	BALL STATE*	L	27-29
11-27-2009	at Akron*	L	21-28
9-4-2010	ARMY	L	27-31
9-11-2010	at Miami*	L	21-28
10-16-2010	at Ball State*	WOT,	41-38
11-30-2010	at Toledo*	W	21-17
9-10-2011	ALABAMA STATE	W	14-7
10-15-2011	at Central Michigan*	W	35-28
10-22-2011	WESTERN MICHIGAN*	W	14-10
11-5-2011	BALL STATE*	L	31-33
11-19-2011	at Kent State*	L	22-28
11-25-2011	at Northern Illinois*	L	12-18
11-10-2012	CENTRAL MICHIGAN*	L	31-34
11-17-2012	at Western Michigan*	W	29-23
11-9-2013	WESTERN MICHIGAN*	WOT,	35-32
8-30-2014	MORGAN STATE	W	31-28
9-25-2015	OLD DOMINION	L	34-38
11-7-2015	at Central Michigan*	L	28-35
9-23-2016	WYOMING	W	27-24
10-1-2016	at Bowling Green*	W	28-25
10-8-2016	OHIO*	L	20-35
10-15-2016	TOLEDO*	W	27-20
11-1-2016	at Ball State*	W	48-41
11-16-2016	NORTHERN ILLINOIS*	LOT,	24-31
12-12-2016	CENTRAL MICHIGAN*	W	26-21
12-23-2016	vs. Old Dominion	L	20-24
9-9-2017	at Rutgers	W	16-13
9-23-2017	OHIO*	L2OT,	20-27
9-30-2017	at Kentucky	L	20-24
10-7-2017	at Toledo	L	15-20
10-14-2017	at Army West Point	L	27-28
10-21-2017	WESTERN MICHIGAN*	LOT,	17-20
10-26-2017	at Northern Illinois*	LOT,	27-30
11-15-2017	at Miami*	W	27-24
11-21-2017	BOWLING GREEN*	W	34-31
9-8-2018	at Purdue	W	20-19
9-15-2018	at Buffalo*	L	28-35
9-22-2018	at San Diego State	LOT,	20-23
9-29-2018	NORTHERN ILLINOIS*	L3OT,	23-26
10-26-2018	at Western Michigan*	W	24-27
10-13-2018	TOLEDO*	W	28-26
12-31-2018	vs. Georgia Southern	L	21-23
8-15-2019	at Coastal Carolina	W	30-23
9-14-2019	at Illinois	W	34-31
9-21-2019	CENTRAL CONNECTICUT	W	34-29
10-12-2019	BALL STATE*	L	23-29
10-15-2019	WESTERN MICHIGAN*	W	34-27
10-26-2019	at Toledo*	L3OT,	34-37
11-29-2019	KENT STATE*	L	26-34
12-26-2020	at Pittsburgh	L	30-34
11-4-2020	at Kent State*	L	23-27
11-11-2020	at Ball State*	L	31-23

BALL ST. (BSU leads, 36-24-2)

11-11-2020	at BSU*	L,	31-38	09-10-1977	at CMU*	L,	3-9	11-20-2004	NIU*	L,	16-34	10-09-1999	WMU*#	LOT,	37-40
10-12-2019	BSU* #	L,	23-29	11-06-1976	CMU*	W,	30-27	11-22-2003	at NIU*	L,	24-38	10-17-1998	at WMU*	L,	35-45
10-20-2018	at BSU*	W,	42-20	10-11-1975	at CMU	L,	7-20	11-16-2002	NIU*	L,	21-49	11-01-1997	WMU*	L,	38-41
11-02-2017	BSU*	W,	56-14	11-02-1974	CMU	L,	13-28	11-03-2001	at NIU*	L,	17-40	09-14-1996	at WMU*	W,	19-12
11-08-2016	at BSU*	W,	48-41	11-03-1973	at CMU	L,	21-31	11-11-2000	NIU*	W,	39-32	11-11-1995	WMU*	L,	13-23
09-19-2015	BSU*	L,	17-28	11-18-1972	at CMU	W,	28-3	11-20-1999	at NIU*	L,	23-30	10-22-1994	at WMU*	L,	14-33
11-22-2014	at BSU*	L,	30-45	11-02-1963	CMU#	L,	20-55	10-24-1998	NIU*	L,	14-26	10-23-1993	WMU*	L,	20-21
09-21-2013	BSU*	L,	20-51	10-20-1962	at CMU	L,	0-24	11-08-1997	at NIU*	W,	38-10	10-17-1992	at WMU*	L,	19-20
08-30-2012	at BSU*	L,	26-37	10-21-1961	CMU#	L,	11-13	10-03-1987	NIU	W,	32-31	10-19-1991	WMU*#	W,	42-24
11-5-2011	BSU*	L,	31-33	10-15-1960	at CMU	L,	0-28	11-08-1986	at NIU	L,	14-21	09-08-1990	WMU*	W,	27-24
10-16-2010	at BSU*	WOT,	41-38	10-17-1959	CMU#	L,	8-21	11-09-1985	NIU *	L,	0-3	09-30-1989	at WMU*	W,	21-20
10-24-2009	BSU*	L,	27-29	10-11-1958	at CMU	L,	6-7	10-13-1984	at NIU *	T,	10-10	10-22-1988	WMU*#	L,	24-31
10-25-2008	at #20 BSU*	L,	16-38	10-12-1957	CMU	W,	39-6	10-15-1983	NIU * #	L,	15-34	10-24-1987	at WMU*	W,	23-17
09-08-2007	BSU*	L,	16-38	11-03-1956	at CMU	L,	0-19	10-23-1982	at NIU *	L,	0-10	09-06-1986	WMU*	W,	21-14
08-31-2006	at BSU*	L,	20-38	11-05-1955	CMU	L,	20-27	10-24-1981	NIU *	L,	7-30	11-23-1985	at WMU*	L,	21-38
11-12-2005	BSU*	L,	25-26	11-13-1954	at CMU	L,	7-28	11-15-1980	at NIU *	L,	6-38	11-17-1984	WMU*	W,	24-14
10-09-2004	at BSU*	W,	31-24	11-14-1953	CMU	T,	33-33	10-06-1979	NIU *	T,	0-0	11-19-1983	at WMU*	L,	10-14
11-15-2003	BSU*	W,	38-14	10-25-1952	at CMU	L,	7-26	09-03-1977	at NIU *	W,	25-2	11-20-1982	WMU*	T,	3-3
10-19-2002	at BSU*	L,	17-42	10-20-1951	CMU#	L,	13-19	11-11-1961	at NIU	L,	10-35	11-21-1981	at WMU*	L,	7-38
10-13-2001	BSU*#	L,	14-35	10-28-1950	CMU#	L,	7-26	11-5-1960	NIU #	L,	0-19	09-06-1980	at WMU*	L,	0-37
10-14-2000	at BSU*	L,	14-33	11-04-1949	at CMU	L,	7-18	11-7-1959	at NIU	L,	0-34	11-17-1979	WMU*	L,	7-17
11-06-1999	BSU*	W,	31-21	11-06-1948	CMU#	W,	6-0	11-1-1958	NIU	W,	15-7	10-21-1978	at WMU*	L,	0-32
09-12-1998	at BSU*	W,	13-7	10-31-1947	at CMU	L,	0-33	11-2-1957	at NIU	W,	54-20	09-11-1976	at WMU*	L,	13-31
10-11-1997	BSU*	W,	38-32	10-18-1946	CMU	L,	13-26	11-10-1956	NIU	W,	25-7	11-15-1975	at WMU	L,	14-24
11-02-1996	BSU*	L,	25-39	10-15-1942	at CMU	L,	0-14	11-12-1955	at NIU	W,	13-6	09-14-1974	WMU	W,	20-19
10-21-1995	at BSU*	W,	40-35	10-24-1941	CMU	L,	6-12	10-16-1954	NIU	W,	34-0	10-18-1930	WMU #	W,	19-0
10-29-1994	at BSU*	W,	41-20	10-25-1940	at CMU	L,	0-24	10-17-1953	at NIU	W,	20-14	11-02-1929	at WMU	T,	7-7
10-30-1993	BSU*	L,	13-18	10-21-1939	CMU#	L,	0-14	10-18-1952	NIU #	W,	19-7	11-10-1928	WMU #	W,	18-9
10-10-1992	at BSU*	L,	7-31	10-21-1938	at CMU	L,	6-7	10-13-1951	at NIU	L,	21-35	11-12-1927	at WMU	W,	6-0
10-12-1991	BSU*	L,	8-10	10-23-1937	CMU#	L,	10-27	10-07-1950	NIU	L,	13-35	11-06-1915	at WMU	L,	0-19
11-10-1990	BSU*	L,	13-20	10-24-1936	at CMU	W,	13-7	10-08-1949	at NIU	L,	14-39	11-14-14	WMU	L,	0-10
11-11-1989	at BSU*	L,	17-23	10-19-1935	CMU	W,	7-0	10-29-1948	NIU	L,	7-10	11-1-1913	at WMU	L,	6-12
10-15-1988	at BSU*	W,	16-12	10-20-1934	at CMU	L,	12-13	10-11-1947	at NIU	L,	6-21	11-15-1912	WMU	W,	7-0
10-17-1987	BSU*	W,	35-28	10-21-1933	CMU	W,	13-7	11-03-1928	NIU	W,	43-0	11-09-1907	at WMU	L,	0-6
11-01-1986	BSU*	W,	14-7	10-22-1932	at CMU	W,	28-0	10-08-1927	at NIU	W,	25-6	11-17-1906	at WMU	W,	14-5
11-02-1985	at BSU*	W,	27-24	10-24-1931	CMU#	L,	12-20								
10-27-1984	BSU*	L,	10-17	10-25-1930	at CMU	W,	13-0								
10-29-1983	at BSU*	L,	20-33	10-26-1929	CMU#	W,	24-0								
10-30-1982	BSU*	L,	7-16	10-27-1928	at CMU	W,	36-0								
10-31-1981	at BSU*	L,	13-35	10-29-1927	CMU	W,	6-0								
10-18-1980	BSU*	L,	0-26	10-23-1926	CMU	W,	41-0								
11-03-1979	at BSU*	L,	10-28	10-25-1924	CMU	L,	0-13								
10-28-1978	BSU*	L,	0-21	10-27-1923	at CMU	L,	3-27								
11-19-1977	at BSU*	L,	21-45	11-04-1922	CMU	T,	0-0								
11-20-1976	BSU*	L,	3-52	10-15-1921	at CMU	W,	7-6								
09-06-1975	at BSU	L,	14-24	10-16-1920	CMU	W,	7-6								
10-26-1974	BSU	W,	17-9	11-07-1919	at CMU	T,	7-7								
09-08-1973	BSU	W,	17-14	10-20-1917	CMU	W,	63-0								
11-14-1970	BSU	W,	60-0	11-08-1912	at CMU	T,	0-0								
11-15-1969	at BSU	L,	22-31	11-12-1910	at CMU	L,	0-13								
10-12-1968	at BSU	W,	43-7	11-05-1909	CMU	W,	17-0								
09-21-1963	at BSU	L,	6-22	11-07-1908	at CMU	L,	0-11								
09-21-1962	BSU	L,	0-14	11-16-1907	CMU	W,	39-0								
09-23-1961	at BSU	T,	0-0	11-17-1905	at CMU	L,	0-13								
09-27-1952	BSU	W,	26-14	11-01-1902	at CMU	L,	0-10								
10-21-1950	at BSU	W,	13-0												
10-15-1949	BSU	L,	2-33												
10-16-1948	at BSU	L,	14-23												
11-07-1947	BSU	W,	14-7												
11-09-1946	at BSU	T,	7-7												
09-25-1937	at BSU	W,	13-6												
09-26-1936	BSU	W,	6-0												

CENTRAL MICH. (CMU leads 61-30-6)

10-05-2019	at CMU*	L,	16-42	11-13-2004	at KSU*	L,	17-69	11-14-1992	at Toledo*	L,	0-41
11-03-2018	CMU*	W,	17-7	10-03-1998	at KSU*	W,	26-17	11-16-1991	TOLEDO*	L,	14-21
11-08-2017	at CMU*	L,	30-42	09-20-1997	KSU*	L,	38-41	10-06-1990	at Toledo*	L,	23-37
11-22-2016	CMU*	W,	26-21	10-26-1996	KSU* #	W,	51-10	10-07-1989	TOLEDO*#	W,	31-14
11-27-2015	at CMU*	L,	28-35	11-18-1995	at KSU*	W,	41-7	11-05-1988	TOLEDO*	W,	20-19
11-01-2014	CMU*	L,	7-38	10-8-1994	at KSU*	W,	24-10	11-05-1987	at Toledo*	W,	38-9
11-29-2013	at CMU*	L,	10-42	10-09-1993	KSU* #	W,	20-15	10-04-1986	at Toledo*	L,	18-23
11-10-2012	CMU	L	31-34	09-26-1992	KSU* #	L,	14-17	10-05-1985	TOLEDO*	W,	21-10
10-15-2011	at CMU*	W,	35-28	10-05-1991	at KSU*	W,	21-20	10-20-1984	at Toledo*	L,	7-17
09-18-2010	CMU*	L,	14-52	11-17-1990	at KSU*	L,	24-25	10-22-1983	TOLEDO*	L,	19-37
10-10-2009	at CMU*	L,	8-56	09-02-1989	KSU*	W,	30-7	10-09-1982	at Toledo*	L,	19-20
11-28-2008	CMU*	W,	56-52	09-17-1988	KSU*	W,	21-14	10-10-1981	TOLEDO*#	L,	7-42
11-16-2007	at CMU*	W,	48-45	09-26-1987	at KSU*	W,	23-21	09-27-1980	at Toledo*	L,	7-49
09-23-2006	CMU*	LOT,	17-24	09-27-1986	KSU* #	L,	16-20	09-29-1979	TOLEDO*	L,	7-37
09-24-2005	at CMU*	WOT,	23-20	09-28-1985	at KSU*	L,	3-28	09-30-1978	at Toledo*	W,	17-12
11-06-2004	CMU* &	WOT4,	61-58	11-03-1984	KSU*	W,	20-18	10-01-1977	TOLEDO*	W,	17-7
11-01-2003	at CMU*	L,	38-10	11-05-1983	at KSU*	L,	13-37	11-23-1974	at Toledo	W,	28-12
11-02-2002	CMU*	L,	21-47	11-06-1982	KSU*	W,	9-7	09-16-1972	TOLEDO	L,	0-16
11-10-2001	at CMU*	L,	30-35	11-07-1981	at KSU*	L,	7-13	10-04-1924	TOLEDO	L,	0-7
11-04-2000	CMU	W,	31-15	10-25-1980	at KSU*	L,	12-35	10-06-1923	at Toledo	L,	0-13
11-13-1999	at CMU*	L,	26-29	10-20-1979	KSU* #	W,	14-10				
10-10-1998	CMU*#	LOT,	23-36	10-22-1977	KSU*	L,	13-29				
09-27-1997	at CMU*	W,	31-24	10-30-1976	at KSU*	L,	13-38				
10-19-1996	at CMU*	L,	36-41	09-28-1974	KSU #	L,	0-13				
10-07-1995	CMU*	W,	34-24	10-20-1973	at KSU	L,	20-34				
09-17-1994	CMU*	L,	29-30								
10-16-1993	at CMU*	W,	28-21								
11-07-1992	at CMU*	L,	13-30								
11-02-1991	CMU*	T,	14-14								
10-27-1990	CMU*#	L,	12-16								
10-28-1989	at CMU*	L,	9-24								
10-08-1988	CMU*	L,	6-20								
10-10-1987	at CMU*	L,	6-16								
10-25-1986	CMU*	W,	34-16								
10-26-1985	at CMU*	L,	10-17								
10-06-1984	CMU*	T,	16-16								
10-08-1983	at CMU*	L,	3-24								
10-02-1982	CMU*	L,	8-13								
10-03-1981	at CMU*	L,	14-63								
11-01-1980	CMU*	L,	15-51								
11-10-1979	at CMU*	L,	14-37								
11-11-1978	CMU*	L,	9-41								



NCAA Rankings - Team

Statistic	National Rank	Conference Rank	Value	National Leader	Value	Conference Leader	Value
3rd Down Conversion Pct (127 ranked)	102	7	0.341	Texas A&M	0.620	Kent St.	0.619
3rd Down Conversion Pct Defense (127 ranked)	37	7	0.361	Wisconsin	0.194	Toledo	0.268
4th Down Conversion Pct (125 ranked)	26	3	0.700	5 teams tied	1.000	Kent St.	1.000
4th Down Conversion Pct Defense (126 ranked)	126	12	1.000	6 teams tied	0.000	Central Mich.	0.200
Blocked Kicks (24 ranked)	24	1	1	Army West Point	7	Eastern Mich. Kent St. Western Mich.	1 1 1
Blocked Kicks Allowed (127 ranked)	1	1	0	67 teams tied	0	10 teams tied	0
Blocked Punts (11 ranked)				4 teams tied	3	Kent St.	1
Blocked Punts Allowed (126 ranked)	1	1	0	96 teams tied	0	11 teams tied	0
Completion Percentage (127 ranked)	59	6	0.612	Ohio St.	0.796	Kent St.	0.747
Defensive TDs (30 ranked)				Alabama Troy	4 4	Buffalo	3
Fewest Penalties (127 ranked)	16	4	17	Arizona St.	4	Miami (OH)	9
Fewest Penalties Per Game (127 ranked)	51	3	5.67	Rice	2.67	Miami (OH)	4.50
Fewest Penalty Yards (127 ranked)	23	6	167	Arizona St.	34	Miami (OH)	80
Fewest Penalty Yards Per Game (127 ranked)	73	6	55.67	Rice	20.00	Akron	38.00
First Downs Defense (127 ranked)	35	12	85	Utah	17	Ohio	44
First Downs Offense (127 ranked)	109	6	60	BYU	236	Kent St.	99
Fumbles Lost (127 ranked)	35	9	3	8 teams tied	0	Central Mich. Western Mich.	0 0
Fumbles Recovered (109 ranked)	70	3	3	UCF	11	Buffalo Central Mich.	4 4
Kickoff Return Defense (127 ranked)	83	9	21.91	Arizona	10.00	Bowling Green	11.00
Kickoff Returns (125 ranked)	121	11	13.38	LSU	36.50	Ohio	26.50
Net Punting (127 ranked)	12	3	42.18	Nevada	46.61	Miami (OH)	43.91
Passes Had Intercepted (125 ranked)	32	9	3	6 teams tied	0	Ohio	0
Passes Intercepted (109 ranked)	90	5	2	Indiana Cincinnati Arkansas	13 13 13	4 teams tied	3
Passing Offense (127 ranked)	52	5	245.0	UCF	377.6	Kent St.	317.0
Passing Yards Allowed (127 ranked)	83	9	249.7	West Virginia	161.5	Kent St.	166.7
Passing Yards per Completion (127 ranked)	82	10	11.67	Western Mich.	20.71	Western Mich.	20.71
Punt Return Defense (126 ranked)	4	2	-0.50	Utah	-4.00	Kent St.	-1.00
Punt Returns (127 ranked)	49	3	9.00	Washington	28.00	Buffalo	13.50
Red Zone Defense (121 ranked)	3	1	0.583	Wisconsin	0.500	Eastern Mich.	0.583
Red Zone Offense (127 ranked)	1	1	1.000	11 teams tied	1.000	Eastern Mich. Northern Ill. Western Mich.	1.000 1.000 1.000
Rushing Defense (127 ranked)	121	10	235.7	Marshall	65.3	Toledo	108.7
Rushing Offense (127 ranked)	115	12	107.3	Air Force	336.5	Kent St.	299.0
Sacks Allowed (127 ranked)	100	9	3.00	Buffalo	0.00	Buffalo	0.00
Scoring Defense (127 ranked)	107	9	36.7	Marshall	10.1	Buffalo	19.0
Scoring Offense (127 ranked)	73	7	27.3	Kent St.	52.7	Kent St.	52.7
Tackles for Loss Allowed (127 ranked)	80	11	6.67	Buffalo	2.33	Buffalo	2.33
Team Passing Efficiency (127 ranked)	58	8	137.71	Western Mich.	231.75	Western Mich.	231.75
Team Passing Efficiency Defense (127 ranked)	119	8	165.90	Northwestern	91.78	Buffalo	108.41
Team Sacks (125 ranked)	70	5	2.00	Fresno St.	5.00	Kent St.	4.00
Team Tackles for Loss (127 ranked)	113	8	4.3	Pittsburgh	10.8	Western Mich.	8.7
Time of Possession (127 ranked)	87	9	28:44	Wisconsin	40:15	Toledo	36:40
Total Defense (127 ranked)	118	9	485.3	Wisconsin	233.3	Toledo	327.3
Total Offense (127 ranked)	97	7	352.3	Kent St.	616.0	Kent St.	616.0
Turnover Margin (127 ranked)	85	7	-0.33	Wake Forest	2.14	Buffalo	1.67
Turnovers Gained (125 ranked)	86	3	5	Syracuse UCF	20 20	Buffalo	7
Turnovers Lost (127 ranked)	34	10	6	Washington	0	Central Mich. Western Mich.	1 1
Winning Percentage (110 ranked)	110	9	0.000	17 teams tied	1.000	Buffalo Kent St. Western Mich.	1.000 1.000 1.000





NCAA Rankings - Individual

Statistic	Player	National Rank	Conference Rank	Value	National Leader	Value	Conference Leader	Value
All Purpose (200 ranked)	Quian Williams	180	23	79.67	D'Wayne Eskridge, Western Mich.	245.00	D'Wayne Eskridge, Western Mich.	245.00
Blocked Kicks (5 ranked)					4 players tied	3		
Combined Kick Returns (198 ranked)	Quian Williams	130	8	102	Jeremiah Haydel, Texas St.	671	Trayvon Rudolph, Northern Ill.	342
Completion Percentage (112 ranked)	Preston Hutchinson	58	7	0.618	Justin Fields, Ohio St.	0.796	Dustin Crum, Kent St.	0.753
Completions Per Game (99 ranked)	Preston Hutchinson	24	1	21.00	Kedon Slovis, Southern California	31.33	Preston Hutchinson, Eastern Mich.	21.00
Field Goal Percentage (99 ranked)	Chad Ryland	92	7	0.500	8 players tied	1.000	Nate Needham, Bowling Green John Richardson, Northern Ill. Cory Smigel, Akron	0.750 0.750 0.750
Field Goals Per Game (123 ranked)	Chad Ryland	94	6	0.67	Brandon Talton, Nevada	2.40	Jack Knight, Ball St.	1.33
Forced Fumbles (85 ranked)	Terry Myrick	32	2	0.33	Evan Fields, Arizona St.	2.00	Emmanuel Rugumba, Miami (OH)	0.50
Fumbles Recovered (49 ranked)	Blake Bogan Alex Merritt Terry Myrick	49 49 49	2 2 2	1 1 1	Tavante Beckett, Marshall	4	Willie Reid, Central Mich.	2
Interceptions Per Game (125 ranked)	Noski LaFleur	6	1	0.7	Brandon Joseph, Northwestern Merlin Robertson, Arizona St. Nephi Sewell, Utah	1.0 1.0 1.0	Noski LaFleur, Eastern Mich.	0.7
Kickoff Return TDs (4 ranked)					Trestan Ebner, Baylor Avery Williams, Boise St. Chris Smith, Louisiana	2 2 2	De'Montre Tuggle, Ohio	1
Kickoff Returns (85 ranked)	Quian Williams	73	9	17.0	De'Montre Tuggle, Ohio	53.3	De'Montre Tuggle, Ohio	53.3
Passes Defended (33 ranked)					Isaiah Lewis, Colorado	2.5	Kadofi Wright, Buffalo	2.0
Passing Efficiency (112 ranked)	Preston Hutchinson	54	8	139.1	Kaleb Eleby, Western Mich.	240.4	Kaleb Eleby, Western Mich.	240.4
Passing TDs (102 ranked)	Preston Hutchinson	71	3	7	Kyle Trask, Florida	31	Kaleb Eleby, Western Mich.	11
Passing Yards (130 ranked)	Preston Hutchinson	100	5	735	Dillon Gabriel, UCF	3,017	Kaleb Eleby, Western Mich.	928
Passing Yards Per Game (130 ranked)	Preston Hutchinson	34	5	245.0	Dillon Gabriel, UCF	377.1	Kaleb Eleby, Western Mich.	309.3
Passing Yards per Completion (112 ranked)	Preston Hutchinson	72	10	11.67	Kaleb Eleby, Western Mich.	21.09	Kaleb Eleby, Western Mich.	21.09
Points Responsible For (200 ranked)	Preston Hutchinson	63	3	70	Zach Wilson, BYU	208	Kaleb Eleby, Western Mich.	84
Points Responsible For Per Game (193 ranked)	Preston Hutchinson	6	3	23.3	Kaleb Eleby, Western Mich.	28.0	Kaleb Eleby, Western Mich.	28.0
Punt Return TDs (2 ranked)					Phillip Brooks, Kansas St.	2		
Punt Returns (44 ranked)					Phillip Brooks, Kansas St.	23.7	Dashon Bussell, Western Mich.	6.0
Punting (81 ranked)	Jake Julien	25	1	43.9	Michael Turk, Arizona St.	51.6	Jake Julien, Eastern Mich.	43.9
Receiving TDs (171 ranked)	Bryson Cannon Thomas Odukoya	171 171	6 6	2 2	Jaelon Darden, North Texas	11	D'Wayne Eskridge, Western Mich.	6
Receiving Yards (200 ranked)					Elijah Moore, Ole Miss	1,054	D'Wayne Eskridge, Western Mich.	457
Receiving Yards Per Game (199 ranked)	Tanner Knue Quian Williams	96 194	12 19	63.7 45.7	Romeo Doubs, Nevada	155.6	D'Wayne Eskridge, Western Mich.	152.3
Receptions Per Game (199 ranked)	Tanner Knue Quian Williams	93 131	8 11	4.7 4.0	Elijah Moore, Ole Miss	10.6	Tyrice Richie, Northern Ill.	9.0
Rush Yards Per Carry (165 ranked)	Preston Hutchinson	158	14	2.28	Jayden Daniels, Arizona St.	10.09	Sean Tyler, Western Mich.	7.28
Rushing TDs (124 ranked)	Preston Hutchinson	86	5	4	Najee Harris, Alabama	16	Jaret Patterson, Buffalo	8
Rushing Yards (200 ranked)					Breece Hall, Iowa St.	1,169	Jaret Patterson, Buffalo	511
Rushing Yards Per Game (200 ranked)					Jaret Patterson, Buffalo	170.3	Jaret Patterson, Buffalo	170.3
Sacks (120 ranked)	Turan Rush	6	1	1.17	Zion Tupuola-Fetui, Washington	2.00	Turan Rush, Eastern Mich.	1.17
Scoring (199 ranked)	Preston Hutchinson	62	9	8.0	Jaret Patterson, Buffalo	16.0	Jaret Patterson, Buffalo	16.0
Solo Tackles (60 ranked)					Evan Fields, Arizona St.	10.0	George Douglas, Central Mich.	7.0
Tackles For Loss (59 ranked)	Turan Rush	29	6	1.5	Jermayne Lole, Arizona St.	2.5	Troy Hairston, Central Mich.	2.2
Total Interceptions (39 ranked)	Noski LaFleur	39	1	2	Brandon Joseph, Northwestern D'Jordan Strong, Coastal Carolina	5 5	Noski LaFleur, Eastern Mich.	2
Total Offense (199 ranked)	Preston Hutchinson	35	3	277.7	Dillon Gabriel, UCF	394.1	Dustin Crum, Kent St.	334.0
Total Points Scored (124 ranked)					Javonte Williams, North Carolina	108	Jaret Patterson, Buffalo	48
Total Tackles (495 ranked)	Terry Myrick Tariq Speights Korey Hernandez	10 204 292	3 23 28	11.3 6.7 6.0	Evan Fields, Arizona St.	17.0	Ryan McWood, Miami (OH)	14.0
Total Touchdowns (107 ranked)					Javonte Williams, North Carolina	18	Jaret Patterson, Buffalo	8
Yards per Pass Attempt (112 ranked)	Preston Hutchinson	68	8	7.21	Kaleb Eleby, Western Mich.	14.28	Kaleb Eleby, Western Mich.	14.28
Yards per Reception (200 ranked)	Tanner Knue	175	18	13.64	D'Wayne Eskridge, Western Mich.	32.64	D'Wayne Eskridge, Western Mich.	32.64





2020 Eastern Michigan Football
Eastern Michigan Combined Team Statistics (as of Nov 19, 2020)
All games



Date	Opponent	Score	Att.
* Nov 04, 202 at Kent State		L 23-27	0
* Nov 11, 202 at Ball State		L 31-38	1183
* Nov 18, 202 TOLEDO		L 28-45	300
* Nov 27, 202 CENTRAL MICHIGAN			
* Dec 05, 202 at Western Michigan			
* Dec 12, 202 NORTHERN ILLINOIS			

Rushing	g	att	gain	loss	net	avg	td	lg	avg/g
HUTCHINSON, Pre	3	43	176	64	112	2.6	4	31	37.3
EVANS, Samson	1	14	80	0	80	5.7	0	20	80.0
BOONE, Darius	1	9	69	1	68	7.6	0	34	68.0
BESS, Trey	2	11	62	13	49	4.5	0	27	24.5
SMITH, DJ	3	18	23	5	18	1.0	0	4	6.0
GRISSOM, Jarius	2	5	19	3	16	3.2	0	7	8.0
MACKEY, Karmi	1	3	11	0	11	3.7	0	7	11.0
Total	3	104	440	87	353	3.4	4	34	117.7
Opponents	3	142	797	80	717	5.0	6	39	239.0

Passing	g	effic	comp	att	int	pct	yds	td	lg	avg/g
HUTCHINSON, Pre	3	139.47	63	102	3	61.8	740	7	71	246.7
JACKSON, Aaron	3	0.00	0	1	0	0.0	0	0	0	0.0
Total	3	138.12	63	103	3	61.2	740	7	71	246.7
Opponents	3	165.90	59	85	2	69.4	749	7	68	249.7

Receiving	g	no.	yds	avg	td	lg	avg/g
BEYDOUN, Hassan	2	17	176	10.4	0	35	88.0
KNUE, Tanner	3	14	191	13.6	1	71	63.7
WILLIAMS, Quian	3	12	137	11.4	1	25	45.7
CANNON, Bryson	2	7	92	13.1	2	37	46.0
ODUKOYA, Thoma	3	4	41	10.2	2	20	13.7
JACKSON, Aaron	3	3	23	7.7	0	8	7.7
SMITH, DJ	3	2	26	13.0	1	17	8.7
EVANS, Samson	1	1	17	17.0	0	17	17.0
BOONE, Darius	1	1	13	13.0	0	13	13.0
MACKEY, Karmi	1	1	12	12.0	0	12	12.0
OAKES, Gunnar	3	1	12	12.0	0	12	4.0
Total	3	63	740	11.7	7	71	246.7
Opponents	3	59	749	12.7	7	68	249.7

Field Goals	fg	pct.	01-19	20-29	30-39	40-49	50-99	lg	blk
RYLAND, Chad	2-4	50.0	0-0	0-0	1-1	0-0	1-3	52	0

Scoring	td	fg	PAT				dpx	saf	pts
			kick	rush	rcv	pass			
HUTCHINSON, Pre	4	-	-	-	-	2-3	-	-	24
CANNON, Bryson	2	-	-	-	-	-	-	-	12
ODUKOYA, Thoma	2	-	-	-	-	-	-	-	12
RYLAND, Chad	-	2-4	6-7	-	-	-	-	-	12
KNUE, Tanner	1	-	-	-	1	-	-	-	8
WILLIAMS, Quian	1	-	-	-	-	-	-	-	6
SMITH, DJ	1	-	-	0-1	-	-	-	-	6
WRIGHT, Donivan	-	-	-	-	1	-	-	-	2
Total	11	2-4	6-7	0-1	2	2-3	-	-	82
Opponents	14	4-6	12-13	-	1	1-1	-	-	110

Score by Quarters	1st	2nd	3rd	4th	OT	Total
Eastern Michigan	23	14	15	30	0	82
Opponents	27	30	22	31	0	110

Record:	Overall	Home	Away	Neutral
All games	0-3	0-1	0-2	0-0
Conference	0-3	0-1	0-2	0-0
Non-Conference	0-0	0-0	0-0	0-0

Team Statistics	EMU	OPP
FIRST DOWNS	63	85
Rushing	23	45
Passing	33	32
Penalty	7	8
RUSHING YARDAGE	353	717
Rushing Attempts	104	142
Average Per Rush	3.4	5.0
Average Per Game	117.7	239.0
TDs Rushing	4	6
PASSING YARDAGE	740	749
Comp-Att-Int	63-103-3	59-85-2
Average Per Pass	7.2	8.8
Average Per Catch	11.7	12.7
Average Per Game	246.7	249.7
TDs Passing	7	7
TOTAL OFFENSE	1093	1466
Average Per Play	5.3	6.5
Average Per Game	364.3	488.7
KICK RETURNS: #Yards	8-107	11-241
PUNT RETURNS: #Yards	2-18	2--1
INT RETURNS: #Yards	2-97	3-20
FUMBLES-LOST	4-3	3-3
PENALTIES-Yards	17-167	24-230
PUNTS-AVG	11-43.9	9-40.9
TIME OF POSSESSION/G	28:44	31:16
3RD-DOWN Conversions	15/41	14/37
4TH-DOWN Conversions	7/10	6/6

Interceptions	no.	yds	avg	td	lg
LAFLEUR, Noski	2	97	48.5	0	54

Punting	no.	yds	avg	lg	tb	fc	i20	50+	blk
JULIEN, Jake	11	483	43.9	53	1	5	5	1	0

Punt Returns	no.	yds	avg	td	lg
HUBBARD, Jeff	2	18	9.0	0	11
Total	2	18	9.0	0	11
Opponents	2	-1	-0.5	0	0

Kick Returns	no.	yds	avg	td	lg
WILLIAMS, Quian	6	102	17.0	0	29
SMITH, DJ	1	5	5.0	0	5
BOGAN, Blake	1	11	11.0	0	11
LEE, Mark	0	-11	0.0	0	0
Total	8	107	13.4	0	29
Opponents	11	241	21.9	0	42

All Purpose	g	rush	rcv	pr	kr	ir	total	avg/g
WILLIAMS, Q	3	0	137	0	102	0	239	79.7
KNUE, Tanne	3	0	191	0	0	0	191	63.7
BEYDOUN, H	2	0	176	0	0	0	176	88.0
HUTCHINSON	3	112	0	0	0	0	112	37.3
LAFLEUR, No	3	0	0	0	0	97	97	32.3
Total	3	353	740	18	107	97	1315	438.3
Opponents	3	717	749	-1	241	20	1726	575.3

Total Offense	g	plays	rush	pass	total	avg/g
HUTCHINSON, Pre	3	145	112	740	852	284.0
EVANS, Samson	1	14	80	0	80	80.0
BOONE, Darius	1	9	68	0	68	68.0
BESS, Trey	2	11	49	0	49	24.5
SMITH, DJ	3	18	18	0	18	6.0
Total	3	207	353	740	1093	364.3
Opponents	3	227	717	749	1466	488.7

##	Defensive Leaders	gp	ua	Tackles		tfl/yds	Sacks	Pass defense			Fumbles		blkd	saf
				a	tot			int-yds	brup	qbh	rcv-yds	ff		
32	MYRICK, Terry	3	13	21	34	2.5-10	1.0-7	.	1	.	1-0	1	.	.
10	SPEIGHTS, Tariq	3	10	10	20	1
5	HERNANDEZ, Korey	3	11	7	18	.	.	.	1
92	MERRITT, Alex	3	7	6	13	1.5-11	1.0-10	.	.	.	1-0	.	.	.
13	VADEN, Russell	2	9	4	13	.	.	.	1

