



GAME

1



VS



Eastern Michigan (0-0, 0-0 MAC) at Kent State (0-0, 0-0 MAC)
Wednesday, Nov. 4, 2020 • 6:05 p.m. • Dix Stadium • Kent, Ohio

WEMU 89.1

Matt Shepard - pxp
Rob Rubick - analyst
Tom Helmer - host

ESPN+

David Wilson - pxp
John Gregory - analyst
Jeff Bentley - producer

KENT, Ohio (EMUEagles.com) – Have no fear, #MACtion is here as the Eastern Michigan University football team travels to Kent, Ohio for a week one, Mid-American Conference matchup with Kent State University. The Wednesday, Nov. 4, contest is scheduled to kickoff at 6:05 p.m. inside Dix Stadium.

The contest will be broadcast on ESPN+. The game will also be aired on WEMU (89.1 FM) with veteran broadcasters **Matt Shepard**, **Rob Rubick**, and **Tom Helmer** calling the action from the press box.

129 YEARS OF FOOTBALL: This is the 129th year for the EMU football team. The first year of intercollegiate football in Ypsilanti was 1891, when the team, then known as the Michigan Normal College Normalites, posted an 0-2 record. EMU has fielded a team every year since 1891 with one exception, when the 1944 season was canceled because of World War II.

HOT IN NOVEMBER: If EMU is going to start a season later than its traditional end-of August, beginning-of September kickoff, then there may not be a better month to do so than November. EMU is 10-4 in the month of November the last four years. In the four seasons prior, Eastern combined for a total of seven wins during the entire 2012, 2013, 2014, and 2015 campaigns.

TWO IN-A-ROW: Wednesday's game marks the second time in EMU Head Coach **Chris Creighton's** seven-year tenure that the team has opened the season away from Ypsilanti. EMU opened each of Creighton's first five seasons at Rynearson Stadium, posting a 4-1 record in that span. Last season, the team trekked to Conway, S.C. for the first opening-game road trip for the squad since the 2012 season, to play Coastal Carolina. Apparently, the Creighton opening-week magic travels well, because EMU came away from the Surf Turf with an impressive 30-23 victory.

CONTINUING TO FLUSH IT: For the past three seasons, Eastern Michigan's motto has been to go 1-0 each week while "flushing" the previous outcome. The short term memory has proven beneficial for the program, with 30 of the last 50 (60%) contests decided by seven points-or-less. Of those contests, eight have been decided in overtime with 18 coming down to the final play.

THE RUNDOWN

All-Time Series Record	KSU leads, 18-14
Last Meeting	KSU 34, EMU 26 (2019)
Current Streak	KSU - 1
Live Stats	EMUEagles.com/livestats
Live Audio	WEMU.org Tunein
Live Video	EMUEagles.com/coverage

COACHING STAFF

Head Coach	Chris Creighton
Overall Record	167-93 (24)
Record at EMU	28-47 (7)
Asst. HC/Defensive Coordinator/LB	Neal Neathery
Special Teams Coordinator/DT	Jay Nunez
Run Game Coordinator/OL	James Patton
Pass Game Coordinator/Safeties	Fred Reed
Tight Ends	Brandon Blaney*
Cornerbacks	LaMarcus Hicks*
Defensive Line	Ben Needham*
Wide Receivers	Darren Paige
Quarterbacks	Mike Piatkowski*
Running Backs	Sam Sewell
Asst. AD/FB Operations	Dylan Saccone

*in the press box on gameday

EASTERN IN THE POSTSEASON

1987 Mid-American Conference Champion
1971 Pioneer Bowl • 1987 California Bowl Champion
2016 Bahamas Bowl • 2018 Camellia Bowl
2019 Quick Lane Bowl

GIVE US A FOLLOW!

Twitter	@EMUFB	@EMUathletics
Facebook	/EasternMichiganFootball	/emuathletics
Instagram	@EMUFB	@EMUathletics
Hashtag	#EMUFB	#EMUEagles
Eastern Insider Podcast	EMUEagles.com/podcast	
Mobile App	EMUEagles.com/mobileapp	
Photo Store	EMUEaglesPhoto.com	
Website	EMUEagles.com	

THE 2020 SCHEDULE/RESULTS



Wed., Nov. 4
 at Kent State*
 6 p.m.
 ESPN+



Wed., Nov. 11
 at Ball State*
 7 p.m.
 CBS Sport Network



Wed., Nov. 18
TOLEDO*
 7 p.m.



Fri., Nov. 27
CENTRAL MICHIGAN*
 4 p.m.
 CBS Sports Network



Sat., Dec. 5
 at Western Michigan*
 TBA



Sat., Dec. 12
NORTHERN ILLINOIS*
 TBA



Dec. 18
 MAC Championship
 TBA



The Game Week Schedule

All appointments must be made through the athletic media relations office at 734.487.0317.

29 Thursday	30 Friday	31 Saturday	1 Sunday	2 Monday	3 Tuesday	4 Wednesday
MAC Press Conference 11 a.m. via Zoom	Weekly Press Conference 11:30 a.m. via Zoom	Practice Rynearson Stadium	Practice Rynearson Stadium	Practice Rynearson Stadium	Walk-through	Game Day 6 p.m. Dix Stadium
Practice Rynearson Stadium	Practice Rynearson Stadium	No Media Availability	No Media Availability	Eastern Insider Podcast 5 p.m.	No Media Availability	Postgame Zoom availability with the media

EMU Athletic Media Relations



Greg Steiner



Alex Jewell

Associate Athletic Director/Media Relations.....Greg Steiner
Office Phone..... 734.487.0317
Cellular Phone..... 734.845.1132
E-mail.....greg.steiner@emich.edu
Primary Sports Covered.....Football, M/W Golf, and ESPN

Assistant Director of Athletic Media RelationsMary Gasior
Office Phone..... 734.487.0318
Cellular Phone..... 231.350.0894
E-mail.....mgasior@emich.edu
Primary Sports Covered.....Men's Basketball, Volleyball, Rowing

Assistant Director of Athletic Media RelationsAlex Jewell
Office Phone..... 734.487.0318
Cellular Phone..... 989.708.9230
E-mail.....ajewell3@emich.edu
Primary Sports Covered.....Women's Basketball, Podcast/Creative, Football (secondary)

Athletic Media Relations Graduate Assistant.....John Bilello
Office Phone..... 734.487.0317
Cellular Phone..... 734.546.9906
E-mail.....jbilello@emich.edu
Primary Sports Covered.....Cross Country, Track & Field, Lacrosse

Athletic Media Relations Graduate Assistant.....Alexis Chevalier
Office Phone..... 734.487.0317
Cellular Phone..... 925.413.2180
E-mail.....acheval1@emich.edu
Primary Sports Covered.....Baseball, Soccer, Swimming & Diving

Athletic Media Relations Graduate Assistant.....Jessica Crusan
Office Phone..... 734.487.0317
Cellular Phone..... 248.982.4279
E-mail.....cjessica@emich.edu
Primary Sports Covered.....Gymnastics, Tennis, Video

Athletic Media Relations Video/Creative Assistant ..Ricky Logan
Office Phone..... 734.487.0317
E-mail.....blogani@emich.edu
Primary Sports Covered.....Video/Creative

Address: 799 N. Hewitt Rd., Convocation Center, Ypsilanti, MI 48197

On The Web

Information on the Eastern Michigan University football team is available at EMUEagles.com. To receive the EMU updates via email, please send a request to **Greg Steiner** (greg.steiner@emich.edu).

Information on the Mid-American Conference and all member institutions is also available through the league's web site at GetSomeMACtion.com.

Media Credentials

Requests for official working media credentials should be directed to the EMU Athletic Media Relations Office. All requests should be received no later than noon, four days prior to the game. Visit EMUEagles.com to request credentials online.

Due to the COVID-19 pandemic, 2020 football credentials will only be issued on a single-game basis and no passes will be mailed out prior to gameday.

On gameday, media should park in the Oestrike Stadium lot, pick up their credentials outside Gate 2 of Rynearson Stadium, go through a health screening check and enter Rynearson Stadium through Gate 2.

Masks will be required at both credential pickup and at any point inside Rynearson Stadium to comply with state of Michigan, Washtenaw County and University orders.

Scouting Passes

Professional scouts may obtain credentials through EMU's Athletic Media Relations Office. Scouts will be issued seating in the press box on a space-available basis.

Sideline Passes

Eastern Michigan follows NCAA guidelines regarding media representatives on the sidelines. Sideline shooting spaces will be extremely limited during the 2020 season but every effort will be made to accommodate media requests. Select photographers and videographers will be permitted to shoot behind the restraining lines in either end zone. The remaining photographers and videographers will be permitted to shoot from the stands or concourse areas in 2020.

Press Box Services

All media members will be provided with access to game notes via EMUEagles.com. To limit touch points, EMU will not be printing game notes or stats unless requested. Following the game, a complete post-game statistics package will be distributed via email and will contain a scoring summary, final team statistics, final individual statistics, complete play-by-play, drive charts for both halves, halftime statistics, defensive statistics, substitution chart, post-game quotes and post-game notes.

The press box is a designated working area and access is restricted to authorized personnel who have been assigned responsibilities pertinent to the scheduled game. In conjunction with NCAA and College Sports Information Directors of America (CoSIDA) policies, there is to be absolutely no cheering and/or criticizing players, coaches or other game officials at any point before, during or after the contest. Failure to abide by this will result in your removal from the press box.

Live Stats

Live in-game statistics will be available via SIDEARM Stats. Following each home game, EMU will be happy to email whatever information media members need to their respective agencies. Please ask any member of the staff for assistance on this matter.

Internet Access

Wireless Internet is available in the press box at Rynearson Stadium. Members of the Athletics Media Relations staff will be available to assist you. There is no access fee.

Media Availability

Out of an abundance of caution with the continued spread of COVID-19, these will be held in a digital capacity indefinitely.

Head Coach **Chris Creighton** is available to speak to the media via phone Monday-Thursday mornings.

Individual players are available for interviews, but please contact the EMU Athletic Media Relations Office to set up interviews. One note to the media: home phone numbers for players and coaches **will not** be given out by the EMU Athletic Media Relations Office.

All postgame media will be virtual this season. Coach Creighton and select student-athletes will be made available after the game via Zoom. An e-mail will be sent weekly to the football listserv asking for RSVPs to participate and a Zoom link will be provided. An off-site moderator will open the Zoom meeting shortly after the conclusion of the game and will field questions from the media.

Photo and Video Downloads

EMU football photos & b-roll video is available upon request. Photos can be accessed via EMUEaglesPhoto.com, while video will be provided via Dropbox or Google Drive.

collegepressbox.com

collegepressbox.com is the official media Web site for MAC football. Access and download weekly game notes, quotes, stats, media guides and more for the conference and each of its 12 member schools. Login information will be distributed to accredited media or you can apply for a password by sending an e-mail to password@collegepressbox.com. The following conferences are represented on collegepressbox.com -- ACC, American Athletic, Big 10, Big 12, C-USA, MAC, Mountain West, Pac 12, SEC, Sun Belt, WAC and four independents (Army, Navy, Notre Dame, BYU). The site also has logos and information for all of the NCAA bowl games and postseason awards.

Mobile App

The EMU Athletics app for iPhone, iPad and Android devices offers fans a wide variety of information on the Eagles — home and away. The free app is available in the App Store and Google Play.

EASTERN INSIDER

The Eastern Insider podcast brings you exclusive access to EMU athletic programs each week, featuring interviews and analysis from those inside the program. Hosted by Greg Steiner and Alex Jewell, the podcast features appearances by current and former student-athletes, coaches and more. Subscribe on the podcast platform of your choice and check your feed every Monday during the athletic season for the latest news on the Green & White!



BIZZARO WORLD: For just the fourth time in program history, Eastern will open a season against the team (Kent State) it closed the previous regular season against. The last time it occurred was in 1986 when EMU opened the year at home against Western Michigan after wrapping up the 1985 campaign in Kalamazoo.

The Nov. 4 opener is also the latest kickoff to a season in program history, breaking the previous mark set by the 1899 squad when it battled the Michigan Freshman to a 5-5 tie on Oct. 30.

Same Opponent to Close a Regular Season and Open the Next

Nov. 13, 1937 vs. INDIANA STATE	W, 33-7	Sept. 24, 1938 at Indiana State	W, 37-0
Nov. 17, 1979 vs. WESTERN MICHIGAN	L, 7-17	Sept. 6, 1980 at Western Michigan	L, 0-37
Nov. 23, 1985 at Western Michigan	L, 21-38	Sept. 6, 1986 vs. WESTERN MICHIGAN	W, 21-14
Nov. 29, 2019 vs. KENT STATE	L, 26-34	Nov. 4, 2020 at Kent State	???

ALL-TIME VS. KENT STATE: Kent State and Eastern Michigan will be meeting for the 33rd time in this year's #MACtion affair. The Golden Flashes hold an 18-14 edge in the series that began in 1973 when KSU recorded a 34-20 victory in Ypsilanti, Oct. 20. Last season, KSU bested EMU 34-26 in the regular season finale after EMU closed the 2018 campaign with a 28-20 win in Kent, Ohio.

LAST TIME AGAINST THE GOLDEN FLASHES: Xavier Williams, Dustin Crum and Will Matthews combined to rush for 204 yards and three touchdowns as Kent State held off Eastern Michigan, 34-26, inside Rynearson Stadium, Nov. 26, 2019.

Williams ran for 79 yards and a TD on 12 carries, Matthews totaled 74 yards on 14 totes, while Crum had 13 carries for 51 yards and two scores for the Golden Flashes. Crum also completed 17-of-23 passes for 197 yards.

Kent State took a 24-14 lead into halftime and the Golden Flashes quickly made it a 17-point advantage when Jamal Parker returned the opening kickoff of the second half 96 yards for a score.

Mike Glass III finished 29-of-37 passing for 386 yards and three touchdowns, but he also threw two interceptions. Glass connected with **Line Latu** for a 30-yard score in the third quarter and hit **Bryson Cannon** for a 6-yard TD midway through the fourth quarter to get the Eagles within 31-26. **Arthur Jackson III** had four catches for 129 yards for Eastern Michigan, while Latu caught nine passes for 108 yards.

Matthew Trickett added a 24-yard field goal for Kent State with 1:27 left to play to cap the scoring.

Overall, the Eagles totaled 509 yards of offense, while Kent State finished with 450.

LAST TIME EMU VISITED KENT: Senior **Ian Eriksen** rushed for 118 yards and three touchdowns to power Eastern Michigan to a 28-20 victory over Kent State in the 2018 regular season finale, Nov. 23, 2018.

Eastern Michigan posted its first five-game conference winning streak since 1989, clinching a bowl berth for the second time in three seasons.

EMU trailed 10-0 in the first quarter when Eriksen, who came into the game with 219 yards and one touchdown this season, bulled his way in from a yard out. **Issac Stiebeling** ran it in from the 1 two minutes into the second quarter to put the Eagles up 14-10. Eriksen's second TD came from a yard out with 4:55 left in the second quarter and gave the Eagles a 21-10 lead at halftime.

Eriksen stretched the Eagles' advantage to 28-10 on their second possession of the third quarter when he scored on a 32-yard run. The Golden Flashes pulled within 28-20 on Jo-EI Shaw's 1-yard TD run in the third and Matthew Trickett's 35-yard field goal midway through the final quarter. But Vince Calhoun picked off Kavious Price and the Eagles kept possession for the final 4:44 of the game to wrap up the win.

CLOSE CONNECTIONS: EMU defensive line coach **Ben Needham** spent five seasons with the Golden Flashes prior to his time in Ypsilanti. He served as the defensive line coach for three seasons, before becoming the Defensive Coordinator, and eventually, the Associate Head Coach/Defensive and Special Teams Coordinator.

SHORT BUT SWEET: When the MAC became the first Football Bowl Subdivision (FBS) conference to announce the postponement of fall sports, including football, on Aug. 8, many were saddened by the news. After taking well-needed time to implement proper safety measures and protocols, the conference is back on the field with a six-game return-to-football plan that was unanimously approved by the league's Council of Presidents, Sept. 25.

The Conference implemented a COVID-19 testing program requiring four antigen tests per week with all positive tests needing confirmation with a polymerase chain reaction (PCR) test. Any student-athlete with a positive test will enter a cardiac screening protocol.

The MAC's approved COVID-19 testing protocols, including four tests per week, began Monday, Oct. 5. Although no fans will be allowed inside the gates of MAC stadiums this year, the conference will still host a championship game, Dec. 18, giving each of the league's 12 teams and their fan bases a lot to be excited about as the holiday season approaches.



2020 MAC Standings

WEST DIVISION

Team	Overall	MAC
Ball State	0-0	0-0
Central Michigan	0-0	0-0
Eastern Michigan	0-0	0-0
Northern Illinois	0-0	0-0
Toledo	0-0	0-0
Western Michigan	0-0	0-0

EAST DIVISION

Team	Overall	MAC
Akron	0-0	0-0
Bowling Green	0-0	0-0
Buffalo	0-0	0-0
Kent State	0-0	0-0
Miami	0-0	0-0
Ohio	0-0	0-0

AROUND THE MAC:

Wednesday, Nov. 4

Eastern Michigan at Kent State, 6 p.m.

Western Michigan at Akron, 6 p.m. (ESPN3)
Ohio at Central Michigan, 7 p.m. (ESPN)
Buffalo at Northern Illinois, 7 p.m. (ESPN2)
Ball State at Miami, 7 p.m. (CBS Sports Network)
Bowling Green at Toledo, 8 p.m. (ESPNU)

Tuesday, Nov. 10

Akron at Ohio, 7 p.m. (CBS Sports Network)
Kent State at Bowling Green, 7 p.m. (ESPNU)
Miami at Buffalo, 8 p.m. (ESPN)

Wednesday, Nov. 11

Eastern Michigan at Ball State, 7 p.m.

Toledo at Western Michigan, 8 p.m. (ESPN2)
Central Michigan at Northern Illinois, 8 p.m. (ESPNU)

Tuesday, Nov. 17 (Selections made Nov. 5)

Akron at Kent State
Buffalo at Bowling Green
Ohio at Miami

Wednesday, Nov. 18 (Selections made Nov. 5)

Northern Illinois at Ball State, 7 p.m.
Toledo at Eastern Michigan, 7 p.m.
Western Michigan at Central Michigan, 7 p.m.

Friday, Nov. 27

Central Michigan at Eastern Michigan, 4 p.m.



Eagle Trends

	2020	at EMU
August	0-0	3-0
September	0-0	9-13
October	0-0	6-20
November	0-0	10-11
December	0-0	0-3
EMU's Conference Record...		
at home	0-0	8-17
on the road	0-0	8-16
neutral	0-0	0-0
EMU's Non-Conference Record...		
at home	0-0	6-6
on the road	0-0	6-8
neutral	0-0	0-3
EMU vs. Ranked Opponents...		
at home	0-0	0-0
on the road	0-0	0-4
neutral	0-0	0-0
EMU's Record in Games...		
decided by 7 pts or less	0-0	15-20
decided by 3 pts or less	0-0	9-9
Midweek #MACtion	0-0	7-3
Away during the day	0-0	
Away at night	0-0	
Home during the day	0-0	
Home at night	0-0	
EMU's Record When Scoring...		
less than 20 points	0-0	
20-29 points	0-0	
30+ points	0-0	
EMU's Record When Allowing...		
14 or fewer points	0-0	
24 or fewer points	0-0	
25+ points	0-0	
EMU's Record When...		
Leading after the 1st qtr.	0-0	
Trailing after the 1st qtr.	0-0	
Leading at halftime	0-0	
Trailing at halftime	0-0	
Leading after the 3rd qtr.	0-0	
Trailing after the 3rd qtr.	0-0	
Tied after the 4th qtr.	0-0	
EMU's Record With...		
less than 300 yards	0-0	
400+ yards total offense	0-0	
500+ yards total offense	0-0	
600+ yards total offense	0-0	
less than 100 yards rush	0-0	
100+ yards rushing	0-0	
150+ yards rushing	0-0	
200+ yards rushing	0-0	
250+ yards rushing	0-0	
less than 200 yards pass	0-0	
300+ yards passing	0-0	
350+ yards passing	0-0	
400+ yards passing	0-0	
450+ yards passing	0-0	
EMU's Record When Allowing...		
less than 200 total yards	0-0	
less than 300 total yards	0-0	
less than 400 total yards	0-0	
400+ yards total offense	0-0	
less than 100 yards rush	0-0	
100+ yards rush	0-0	
less than 200 yards pass	0-0	
less than 250 yards pass	0-0	
less than 300 yards pass	0-0	
300+ yards pass	0-0	



HEAD COACH

CHRIS CREIGHTON

SEVENTH YEAR AT EMU • KENYON, 1991 • @COACH_CREIGHTON

Toughness. Pride. Resilience. These key words have come to describe EMU football as **Chris Creighton** enters his seventh season as the head man at EMU in 2020.

Named the 37th head football coach at Eastern Michigan University on Dec. 11, 2013, Creighton and his staff have made tremendous strides in changing the culture and mindset surrounding the program.

During his 24-year head coaching career, the 51-year-old Creighton has accumulated eight conference titles and an all-time record of 167-93 (.642 winning percentage). He is the only coach in EMU history to lead the program to multiple bowl appearances with the 2016 Bahamas Bowl, the 2018 Camellia Bowl, and the 2019 Quick Lane Bowl. Voted a finalist for the 2016 American Football Coaches Awards' first-ever Comeback Coach of the Year, Creighton led EMU in to the program's first winning season since 1995 and its first bowl appearance since 1987.

One of eight active Football Bowl Subdivision coaches to record more than 160 wins, Creighton helped the Eagles to the program's first win in 126 seasons over a Big Ten or Power Five team with a 16-13 victory over Rutgers, Sept. 9, 2017. Nearly one year later, EMU used a 24-yard field goal as time expired for a stunning 20-19 win over Purdue, Sept. 8, 2018, for Eastern's first walk-off win in two decades. The magic continued in 2019, when Eastern posted its third-consecutive Big Ten road victory with a 34-31 walk-off triumph at Illinois, Sept. 14.

Under Creighton's leadership, EMU is amid one of the best four-year stretches in program history. EMU is 25-26 since 2016, its most wins in a four-season span since 1986-89 when the Eagles went 6-5, 10-2, 6-3-1, and 7-3-1. Furthermore, EMU is 10-4 in the month of November the last four years. In the four seasons prior, Eastern combined for a total of seven wins during the entire 2012, 2013, 2014, and 2015 campaigns.

In 2019, Eastern played in a postseason bowl for the third time in the last four seasons, and for the fifth time in school history. It was also the first time in program history that EMU played in the postseason in consecutive campaigns.

There was plenty of reason to "say our name" in 2018, thanks to the play both on and off the field. After a successful regular season, Eastern aided its postseason hopes with a viral video of student-athletes lip syncing to Destiny's Child's "Say My Name" to help EMU claim its second bowl appearance in three seasons.

Eastern Michigan finished the 2018 season with a 7-6 record after a last-second field goal proved to be the difference against Georgia Southern in the Camellia Bowl. EMU closed the regular season with five straight Mid-American Conference victories for its first winning record in conference play since 1995. Furthermore, the Green and White's 22.1 points allowed per game tied for the 11th-best mark in school history in the modern era (since 1976), and the best since 1993.

One of the best football teams in recent Eastern Michigan history and arguably one of the best in the Mid-American Conference, the Eagles experienced plenty of moments of celebration as well as heartbreak in 2017.

The margin for error was razor thin for the Eagles this year as nine of EMU's 12 games were decided by seven points or less, including six of EMU's seven losses coming down to one possession, and a school-record three in overtime. All told, EMU's seven losses were by a combined 35 points.

The 2016 Eagles finished in a seven-way tie for the most improved program in the Football Bowl Subdivision (FBS) in 2016, bettering its win total from one win in 2015, to seven. Creighton led the Eagles to their first bowl appearance in 29 years. The turnaround was tied for the largest in school history, equalled only by the 1924 and 1977 teams. As an offense, EMU ranked 35th in the FBS in total offense, posting 455.2 yards per game in 13 contests. The team also shattered the school record for total offense with 5,917 yards, breaking the previous record of 5,010. Other notable offensive highlights for the Eagles included ranking 16th nationally in third down conversions, 18th in passing offense, 21st in red zone offense, and 25th in first down offense.

On defense, the Eagles saw a remarkable improvement in its first season under defensive coordinator Neal Neathery. EMU allowed 86.5 yards per game less in 2016 (432.7 per game) than it did in 2015 (519.2 per game) to rank 83rd in the country and seventh in the MAC. The team also took a huge step forward in stopping the run, as the defense gave up 149 yards per game less on the ground in 2016 than it did a year earlier. Overall, EMU was nationally ranked seventh in fumbles recovered, 32nd in turnovers gained, 58th in interceptions, and 59th in rushing defense.

Away from the field, EMU led the MAC in team grade point average for the 2015-16 academic year. It marked the second consecutive season the Eagles posted the top GPA in the league, holding a 2.90 team mark.

During the 2015 campaign, the Eagles finished the regular season ranked nationally in the top-60 in seven statistical categories to go along with 11 top-five rankings in the MAC. EMU finished the year with 39 touchdowns, a mark that is tied for the fifth-most in a single-season during the squad's history, while its 4,560 yards of total offense is also the fifth most.

In his first year in Ypsilanti, Creighton's Eagles finished the regular season ranked nationally in the top-60 in nine statistical categories to go along with six top-five rankings in the MAC standings. Nationally, EMU

finished the year tied with Georgia Tech, Northwestern and Oklahoma State for most blocked kicks with six. The six rejections were the most since the 2009 season when the Green and White also blocked six kicks.

As an All-America quarterback, Creighton led Kenyon (Ohio) College to its only North Coast Athletic Conference title in 1989 and was named conference player of the year after setting single-season conference records for passing yardage (2,843) and touchdowns (29). He was inducted into the Kenyon Athletic Hall of Fame in 2008.

Creighton earned a Bachelor of Arts degree from Kenyon College in 1991 and a master's degree from Concordia (Ill.) University in 1993.

He and his wife, Heather, have two daughters, Hallie and Kate, and a son, Luke.

Active FBS Head Coaches with 160+ Career Victories

Coach, School	Years	Win	Loss	Tie	Pct.
Mack Brown, North Carolina	32	255	129	1	.664
Nick Saban, Alabama	25	248	65	1	.791
Brian Kelly, Notre Dame	31	247	93	2	.725
Willie Fritz, Tulane	24	179	100	0	.642
Kirk Ferentz, Iowa	25	174	126	0	.580
Gary Patterson, TCU	21	173	73	0	.703
Frank Solich, Ohio	22	171	100	0	.631
Chris Creighton, EMU	24	167	93	0	.642

Coaching Experience

2014-Present	Head Coach - Eastern Michigan University
2008-14	Head Coach - Drake University
2001-07	Head Coach - Wabash College
1997-00	Head Coach - Ottawa (Kan.) University
1993-96	Offensive Coord. - Manchester (Ind.) College
1993	Head Coach/QB - Limhamn (Sweden) Griffins
1991-92	Offensive Coord. - Concordia (Ill.) College

Year-By-Year Coaching Record

1997	Ottawa	9-2	NAIA playoffs, Conference title
1998	Ottawa	8-2	
1999	Ottawa	6-3	
2000	Ottawa	9-2	NAIA playoffs, Conference title
2001	Wabash	8-2	
2002	Wabash	12-1	NCAA Div. III playoffs, Conference title
2003	Wabash	7-3	
2004	Wabash	6-4	
2005	Wabash	11-1	NCAA Div. III playoffs, Conference title
2006	Wabash	8-2	Conference title
2007	Wabash	11-2	NCAA Div. III playoffs, Conference title
2008	Drake	6-5	
2009	Drake	8-3	
2010	Drake	7-4	
2011	Drake	9-2	Conference title (tie)
2012	Drake	8-3	Conference title (tie)
2013	Drake	6-5	
2014	EMU	2-10	
2015	EMU	1-11	
2016	EMU	7-6	Bahamas Bowl
2017	EMU	5-7	Defeated Rutgers
2018	EMU	7-6	Defeated Purdue/Camellia Bowl
2019	EMU	6-7	Defeated Illinois/Quick Lane Bowl
2020	EMU		

Career Records

Overall	167-93
at EMU	28-47
at Drake	44-22
at Wabash (Ind.)	63-15
at Ottawa (Kansas)	32-9



SIX-GAME SLATE: Eastern is set to play a six-game, 2020 regular season slate, with five contents coming against its MAC West rivals (Ball State, Central Michigan, Northern Illinois, Toledo, Western Michigan), and one game to be played against East Division foe, Kent State.

EMU looks to continue its positive win totals against its counter-division, where the team has established a 7-5 overall record during the past four seasons. Eastern's most recent win over a MAC East opponent came via a 42-14 handling of Akron, on the road, during week 10 of the 2019 campaign. That Nov. 12 matchup saw the Eagle offense put up season-bests in yards-per-carry (6.0) and rushing touchdowns (6) as it scored six touchdowns for the first time since 2008.

Improvement will be sought against EMU's West Division rivals, as the Eagles are just 8-12 against their division since 2016. Although it dropped three games in the category last season, EMU matched its opponents by putting up 152 total points over five division affairs. Eastern will look to make it two-straight over NIU and Western Michigan, while getting back in the win column over Central Michigan, Ball State, and Toledo.

ONE OF A KIND: Eastern Michigan was the only Mid-American Conference team to boast a victory over a Power 5 Conference opponent in 2019. EMU walked off Illinois of the Big Ten conference with a 24-yard field goal as time expired, Sept. 14, 2019. It was the third-consecutive season that Eastern knocked off a Big Ten opponents (2017-Rutgers, 2018-Purdue).

BEST FOUR-YEAR STRETCH: EMU capped off one of the best four-year stretches in program history in 2019. EMU is 25-25 since 2016, its most wins in a four-season span since 1987-90 when the Eagles went 10-2, 6-3-1, 7-3-1, and 2-9.

THE BEST SHOW IN TOWN: Four of EMU's wins in 2019 were decided on the final drive of the game – interception (Coastal Carolina, Aug. 31), walk-off field goal (Illinois, Sept. 14), blocked punt (Central Connecticut, Sept. 21), and punt (Western Michigan, Oct. 19). Furthermore, four of EMU's setbacks were decided on the final drive with EMU possessing the ball.

KEEPING IT CLOSE: EMU was one of just five Football Bowl Subdivision (FBS) team to play in at least eight one-score games last season. EMU tied for the second-most single possession contests, as only North Carolina (9), and Pittsburgh (9) played in more games that went to the wire.

WIN THE TURNOVER BATTLE: A common goal in Head Coach **Chris Creighton's** program, Eastern has won or tied (20-3) the turnover battle in 23 of its last 26 victories under Creighton.

NEATHERY'S SACK FACTORY: Prior to EMU Associate Head Coach/Defensive Coordinator **Neal Neathery's** arrival in 2016, the Eagles recorded four-or-more sacks just eight times in the 10 previous seasons. Under his direction, Eastern has accomplished the feat 12 times, most recently in its 34-31 win over Illinois, Sept. 14, 2019.

TEAM THEME: Plastered along the halls of the Student-Athlete Performance Center, on team t-shirts, and on social media, the 2020 theme of EMU football is officially, "Breakthrough". The theme represents the team's mission to consistently do what is necessary to move the program into the next tier of success. According to team members, being competitive in the MAC and going to bowl games is not enough. Now, it is time for the team to have a "breakthrough," and compete at an even higher level.

2020 CAPTAINS: Eastern Michigan University's football team announced its captains for the 2020 campaign, Aug. 12. Providing leadership for the squad will be seniors **Thomas Odukoya** and **Turan Rush**. Both seniors each earned the honor for the first time. Additionally, this marks the first season under Head Coach **Chris Creighton** that each captain came to Ypsilanti by way of a transfer. Odukoya, an Almere, Netherlands native, began his career at Garden City Community College. Rush, of Charleston West Side, W. Va., started at Antelope Valley College.

RECORD SETTING 2019: EMU tallied a total of 95 game, season, or career entries into the EMU record books in 2019. Then-senior defensive back **Vince Calhoun** became the all-time leader in starts at Eastern when he took the field against Kent State, Nov. 19. Former quarterback **Mike Glass III** finished first all-time in single-season completions, and former running back **Shaq Vann** etched his name as seventh all-time in career rushing yards (2,529). These are just some examples of the record book entries that EMU student-athletes accomplished in 2019.

CONSISTENT COACHING: When **Chris Creighton** steps onto the field in Kent, Ohio, Nov. 4, to lead the Eagles against the Kent State, he will officially begin his seventh year at the helm of the program. Nine coaches, five head and four interim, have come-and-gone at EMU since the last time a head-man has coached seven years (**Jim Harkema**, 1983-92) at Eastern. Harkema, who coached nine full seasons for the Green and White, resides one spot ahead of Creighton as the fourth-winningest coach in program history.

EMU Record Book

EMU Career Passing Yardage

1.	Walter Church (1996-2000)	9,142
2.	Brogan Roback (2013-17)	8,658
3.	Charlie Batch (1994-97)	7,592
4.	Andy Schmitt (2006-09)	5,867
5.	Matt Bohnet (2004-05)	4,988

EMU Career Touchdown Passes

1.	Brogan Roback (2013-17)	57
2.	Charlie Batch (1994-97)	53
3.	Walter Church (1996-2000)	43
4.	Matt Bohnet (2004-05)	35
5.	Alex Gillett (2009-12)	35

EMU Career Pass Completions

1.	Walter Church (1996-2000)	807
2.	Brogan Roback (2013-17)	745
3.	Andy Schmitt (2006-09)	607
4.	Charlie Batch (1994-97)	579
5.	Matt Bohnet (2004-05)	488

EMU Career Rushing Yards

1.	Gary Patton (1984-87)	3,497
2.	Mike Strickland (1972-74)	3,234
3.	Anthony Sherrell (2002-05)	2,888
4.	Larry Ratcliff (1969-71)	2,848
5.	Ricky Calhoun (1980-83)	2,665

EMU Career Receiving Yardage

1.	Eric Deslauriers (2003-06)	3,250
2.	Kevin Walter (1999-2002)	2,838
3.	Jermaine Sheffield (1997-99)	2,043
4.	Jacory Stone (2006-09)	1,851
5.	Steve Clay (1992-95)	1,846

EMU Career Tackles

1.	Reese McCaskill (1992-95)	450
2.	Daniel Holtzclaw (2005-08)	437
3.	Scott Russell (1988-2001)	423
4.	Jeff Bixler (1972-75)	375
5.	David Marshall (1979-83)	360

EMU Career Kickoff Return Yardage

1.	Tyler Allen (2011-14)	2,664
2.	Trumaine Riley (2003-06)	2,541
3.	Steve Clay (1992-95)	1,772
4.	Corey Welch (2008-11)	1,704
5.	Dontayo Gage (2006-09)	1,587



Single-Game Records

Total Plays

1.	Andy Schmitt (Nov. 28, 2008)	89
2.	Andy Schmitt (Nov. 22, 2008)	85
3.	Brogan Roback (Oct. 21, 2017)	81

Total Offense-Yards

1.	Andy Schmitt (Nov. 28, 2008)	554
2.	Reginald Bell (Nov. 22, 2014)	510
3.	Brogan Roback (Nov. 8, 2016)	509
4.	Andy Schmitt (Nov. 22, 2008)	504

Passing Yardage

1.	Andy Schmitt (Nov. 28, 2008)	516
2.	Andy Schmitt (Nov. 22, 2008)	484
3.	Brogan Roback (Nov. 8, 2016)	468

Touchdown Passes Thrown

1.	Kainoa Akina (Nov. 24, 2001)	6
t2.	Tyler Benz (Oct. 20, 2012)	5
t2.	Andy Schmitt (Nov. 28, 2008)	5

Touchdowns Scored

t-1.	Accomplished 13 times	4
	Most recent Bronson Hill (Oct. 13, 2012)	

Passes Caught

1.	Tyler Jones (Nov. 28, 2008)	23
2.	Kenny Christian (Sept. 23, 2000)	20
3.	Jacory Stone (Nov. 22, 2008)	18
	Tyler Jones (Nov. 22, 2008)	18

Receiving Yardage

1.	Ontario Pryor (Oct. 19, 1996)	241
2.	Kevin Walter (Oct. 5, 2002)	225
3.	Eric Deslauriers (Oct. 9, 2004)	209

Rushing Attempts

t-1.	Anthony Sherrell (Nov. 8, 2003)	43
	Anthony Sherrell (Nov. 15, 2003)	43

Rushing Yardage

1.	Larry Radcliff (Oct. 16, 1973)	291
2.	Bronson Hill (Oct. 13, 2012)	283
t-3.	Larry Radcliff (Oct. 2, 1971)	251
t-3.	Ime Akpan (Sept. 28, 2002)	251

Longest Field Goal Made

1.	Dylan Mulder (Nov. 7, 2015)	55
t2.	Accomplished seven times	52

WHO TO WATCH - OFFENSE: Although some key pieces from last year's squad will be missing, the 2020 roster has plenty of important returners back in the lineup.

The only Eagle to earn preseason honors at two positions, junior wide out **Dylan Drummond** collected third team All-MAC honors in 2019. The Cleveland, Ohio product was selected as a MAC Distinguished Scholar-Athlete as well as Academic All-MAC. He saw game action in all 13 games with 10 starts for the Eagles. Drummond finished the season with 493 reception yards on a team-high 55 catches. He averaged 37.9 yards per game and scored three touchdowns.

Fellow receiver, junior **Quian Williams** appeared in all 13 games for the Eagles in 2019, making one start at Central Michigan, Oct. 5. He ranked second on the team with 661 receiving yards with six touchdowns. The Oklahoma City, Okla. native posted 115 receiving yards on eight receptions and two touchdowns against Central Connecticut, Sept. 21. He also caught a 29-yard pass for a score versus in-state rival Western Michigan (Oct. 19) and added touchdowns in back-to-back games against Kent State, Nov. 29, and Pittsburgh, Dec. 26.

On the offensive line, senior **Sidy Sow** started 12 games for the Green and White last year. In 2019, Eastern's offense was electric, amassing 5,271 total yards, 49 touchdowns, and 379 total points. Overall, the EMU offense set the program record for touchdowns in a season (49), touchdown passes in a season (27), and passes completed in a season (313). Additionally, EMU's 285 first downs, 379 points, and 5,271 total yards of offense ranked second all-time in program history.

Additionally, senior lineman **Jake Donnellon** earned Academic All-MAC honors last year after appearing in all 13 games. The Ypsilanti, Mich. native made five starts for the Eagles as a part of the strong offensive line that helped lead the offense to 283.2 passing yards a game and a league-best 27 passing touchdowns. Lineman **Mike Van Hoeven**, a senior, will start at center for the second season.

Tight end and senior team captain **Thomas Odukoya** will make a big impact in both the run and pass game as well. A 2019 Academic All-MAC honoree, Odukoya appeared in 13 games, making seven starts. He made a season-high 10-yard catch at Central Michigan (Oct. 5) after earning 2019 second team All-MAC preseason honors from Phil Steele's College Football Preview.

WHO TO WATCH - DEFENSE: Although some key pieces from last year's squad will be missing, the 2020 roster has plenty of important returners back in the lineup.

A 2019 Academic All-MAC honoree, senior **Freddie McGee III** appeared in 12 games, making five starts. He tallied 32 tackles (25 solo, 7 assisted), while ranking fifth on the team with four pass breakups. The Canton, Mich. native made three stops in a thrilling 34-31 victory at Illinois (Sept. 14) and tied a career-high with five tackles versus Ball State (Oct. 12). He then posted five stops in back-to-back games against Buffalo, Nov. 2, and at Akron, Nov. 12.

Senior **Terry Myrick** started all 13 games as a linebacker in 2019. He finished third on the team with 89 tackles (39 solo, 50 assisted) and led the team with 7.5 tackles-for-loss. The Austell, Ga. product opened the season with 11 tackles at Coastal Carolina, Aug. 31, and then forced a fumble and had seven stops at Kentucky, Sept. 7. Myrick tallied 11 tackles and one quarterback hurry against Western Michigan, Oct. 19, and picked up two TFLs against Buffalo, Nov. 2.

Up front, team captain, senior **Turan Rush** will harass opposing quarterbacks. Rush started 12 contests with the third-most tackles-for-loss on the team with 6.0. He had a two-sack day against Ball State, Oct. 12, finished with six tackles against Toledo, Oct. 26, and had four stops against Kentucky, Sept. 7, and Western Michigan, Oct. 19.

WHO TO WATCH - SPECIAL TEAMS: Returning and looking to improve on their already impressive careers is a pair of special teams playmakers.

Senior punter **Jake Julien**, who ranks first in the EMU record books with a 43.8-yard season punting average, is the only punter in Eastern Michigan history to record two 70+ yard punts in his career. In 2019, he appeared in all 13 games for the Eagles with 13 punts traveling 50-or-more yards and 19 landing inside the 20-yard line. The Barrie, Ontario native belted two punts for an average of 50 yards, including a long of 53-yards against Western Michigan, Oct. 19, to collect MAC West Special Teams Player of the Week honors. Julien closed the year with three punts over 50 yards and four inside the 20 against Pittsburgh at the Quick Lane Bowl, Dec. 26.

Additionally, junior placekicker **Chad Ryland** will make a splash. Ryland, who is tied for fifth in program-history in extra points made and attempted at EMU. Last year, the Lebanon, Pa. native earned Academic All-MAC honors and was named the MAC West Special Teams Player of the Week on Sept. 16. He drilled a 24-yard, game-winning field goal to down Illinois, Sept. 14, after connecting on a career-best 52-yard field goal earlier in the game. The 52-yarder is tied for the second-best in school history, and is the longest made EMU field goal since the 2015 season. Ryland also notched three field goals against Pittsburgh in the Quick Lane Bowl, Dec. 26, which is tied for eighth for a single-game mark.



NEW ADDITIONS: The 2020 Eastern Michigan football team welcomed three new full-time staff members during the course of the offseason.

Brandon Blaney joins the EMU family as the tight ends coach. Blaney owns 24 years of coaching experience in the college and professional ranks having coached in the NFL, Big Ten Conference, Big 12 Conference, and the Gateway Football Conference. Furthermore, Blaney has also won a pair of national championships as a part of the coaching staffs at the University of Oklahoma (2000) and Youngstown State University (1997). He most recently served as a senior offensive analyst for the University of Michigan during the 2018-19 seasons.

Taking over the corner backs room, **LaMarcus Hicks** comes to Ypsilanti after spending the past two years at Bowling Green State University. **Fred Reed** will transition to work with the safeties after the departure of **Todd Frakes**. The Falcons tallied 13 interceptions in Hicks' two seasons at BGSU, while ranking sixth nationally in passing yards allowed during the 2018 campaign at just 167.6 yards per game. Before arriving in the Buckeye State, Hicks spent two years (2016-17) at Jackson State University. He was part of a defense that ranked in the top-40 in the country in total defense at 341.6 yards per contest in 2017. The team ranked No. 29 nationally in passing efficiency allowed (116.68) and No. 16 in passing yards allowed (171.3). In his first season at JSU in 2016, the program ranked in the top-35 nationally in total defense (348.9) and passing yards allowed (188.0).

Returning for a second stint in Ypsilanti is former graduate assistant **Mike Piatkowski**, who will now handle the quarterbacks in a full-time manner. Piatkowski was a record-setting quarterback himself, controlling the offense for Drake University during a portion of **Chris Creighton's** tenure with the club. Piatkowski has spent the past six years moving up the college football ranks. He worked on the offensive side of the football most recently with a stop at Indiana University learning under former EMU offensive coordinator **Kalen DeBoer**. Piatkowski also previously was a graduate assistant coach at Eastern Michigan (2016-17) and Midland (Neb.) University (2014-15).

Increasing their roles on staff, offensive line coach **James Patton** will add Run Game Coordinator to his responsibilities, while Reed will serve as the Pass Game Coordinator for the Green and White. Following the departure of Offensive Coordinator **Aaron Keen**, who filled the vacated head coaching position at Washington University – St. Louis, his alma mater, Creighton will be responsible for calling the plays on that side of the ball.

DIALING IN THE CALLS: For the first time in his EMU tenure, Head Coach **Chris Creighton** will be calling his own offensive plays after previously doing so at his other coaching stops. Creighton is one of 17 Football Bowl Subdivision head coaches that serves as the primary play caller for their team.

Head Coaches Who Serve as a Coordinator/Play Caller

Duke - David Cutcliffe (HC/OC)	EMU - Chris Creighton (HC/Offensive Player Caller)
Florida - Dan Mullen (HC/Offensive Player Caller)	Illinois - Lovie Smith (HC/DC)
Houston - Dana Holgorsen (HC/Offensive Player Caller)	Louisville - Scott Satterfield (HC/Offensive Play Caller)
Mississippi State - Mike Leach (HC/Offensive Play Caller)	Missouri - Eliah Drinkwitz (HC/OC)
Nebraska - Scott Frost (HC/Offensive Play Caller)	New Mexico State - Doug Martin (HC/OC)
Texas A&M - Jimbo Fisher (HC/Offensive Play Caller)	Texas State - Jake Spavital (HC/Offensive Play Caller)
Toledo - Jason Candle (HC/Offensive Play Caller)	Troy - Chip Lindsey (HC/Offensive Play Caller)
Tulsa - Philip Montgomery (HC/OC)	UNLV - Marcus Arroyo (HC/Offensive Play Caller)
Wisconsin - Paul Chryst (HC/Offensive Play Caller)	

RUNNING BACK PRODUCTION: Eastern Michigan was one of just 10 Football Bowl Subdivision (FBS) schools not to have a running back on its roster with a game started. Furthermore, EMU's tailbacks open the 2020 campaign with a combined 10 career rushing attempts (**Karmi Mackey** 8, **Darius Boone Jr.** 2).

Fewest Career RB Starts to Begin 2020

Arizona State - 0	Eastern Michigan - 0
Memphis - 0	New Mexico State - 0
Northern Illinois - 0	SMU - 0
South Carolina - 0	Stanford - 0
Syracuse - 0	Wisconsin - 0
LSU - 1	Maryland - 1
TCU - 1	UMASS - 1
Vanderbilt - 2	Utah - 2
Kansas State - 3	Florida State - 3
Florida - 3	Arizona State - 4

Fewest Career RB Carries to Open 2020

Arizona State - 0
Northern Illinois - 9
Eastern Michigan - 10
New Mexico State - 31
Syracuse - 53
South Carolina - 68

Team Single-Game Records

Points

1.	vs. Eastern Illinois (Oct. 27, 1956)	65
2.	at Akron (Nov. 24, 2001)	62
3.	vs. CMU (Nov. 6, 2004)	61
	vs. Mississippi Valley (Sept. 2, 2016)	61
5.	vs. Ball State (Nov. 14, 1970)	60

Total Offense

1.	vs. Indiana State (Aug. 28, 2008)	637
2.	vs. Akron (Oct. 18, 1997)	632
3.	vs. Toledo (Oct. 13, 2012)	624

Total Rushing Yards (Net)

1.	vs. Indiana State (Aug. 28, 2008)	413
2.	vs. UW-Milwaukee (Oct. 24, 1970)	410

First Downs

1.	vs. Central Michigan (Nov. 28, 2008)	38
2.	at Ball State (Nov. 8, 2016)	35
3.	at Central Michigan (Oct. 19, 1996)	33

Extra Points Converted

1.	at Akron (Nov. 24, 2001)	8
	vs. Central Michigan (Nov. 28, 2008)	8
	vs. Mississippi Valley (Sept. 2, 2016)	8

More Career Records-Individual

EMU Career Total Plays (Pass and Rush)

1.	Walter Church (1996-00)	1,657
2.	Brogan Roback (2013-2017)	1,459
3.	Andy Schmitt (2005-09)	1,210
4.	Charlie Batch (1994-97)	1,179
5.	Alex Gillett (2009-12)	1,166

EMU Career Yards (Passing and Rushing)

1.	Brogan Roback (2013-2017)	8,881
2.	Walter Church (1996-00)	8,628
3.	Charlie Batch (1994-97)	7,715
4.	Alex Gillett (2009-12)	6,836
5.	Andy Schmitt (2005-09)	6,745

EMU Career Receptions

1.	Eric Deslauriers (2003-06)	248
2.	Kevin Walter (1999-02)	211
3.	Jacory Stone (2006-2009)	178

EMU Career Touchdowns

1.	Gary Patton (1984-87)	31
2.	Anthony Sherrell (2002-05)	28
3.	Eric Deslauriers (2003-06)	27
4.	Larry Ratcliff (1969-71)	26
5.	Kerry Keating (1954-57)	25



YOUTH MOVEMENT: EMU will boast the 19th youngest roster in all of the FBS ranks with 62.2 percent of the squad made up of underclassmen in 2020.

Highest Percentage of Underclassmen on a FBS Roster

School	Total	Fr. (True/RS)	Soph.	Team Size	Pct.
1. Oregon	81	47 (28/19)	34	110	73.6
2. Florida State	85	57 (39/18)	28	117	72.6
3. East Carolina	83	59 (38/21)	24	115	72.2
4. Stanford	73	44 (28/16)	29	102	71.6
5. Syracuse	68	47 (29/18)	21	96	70.8
6. Nebraska	108	78 (39/39)	30	153	70.6
7. Arizona State	77	49 (31/18)	28	113	68.1
8. Clemson	81	51 (29/22)	30	120	67.5
9. Utah	80	60 (40/20)	20	120	66.7
10. Colorado	69	40 (25/15)	29	105	65.7
11. Kansas State	84	55 (35/20)	29	128	65.6
12. South Carolina	74	54 (38/16)	20	113	65.5
13. Utah State	68	45 (25/20)	23	104	65.4
14. Bowling Green	69	64 (43/31)	5	106	65.1
15. TCU	80	50 (27/23)	30	123	65.0
16. SMU	94	66 (30/36)	28	146	64.4
17. BYU	77	45 (28/17)	32	121	63.6
18. Maryland	75	46 (36/10)	29	118	63.6
19. Eastern Michigan	69	48 (27/21)	21	111	62.2
20. Boise State	64	37 (24/13)	27	103	62.1
21. Navy	90	48 (48/ 0)	42	145	62.1
22. Florida	74	48 (27/21)	26	120	61.7
23. Arizona	69	39 (33/ 6)	30	112	61.6
24. Ball State	66	44 (22/22)	22	108	61.1
25. Colorado State	64	40 (24/16)	24	105	61.0

Schools with the Fewest Players in their Last year of Eligibility:

School	Sr.	Gr.Tr.	Total
1. Stanford	9	1	10
2. Colorado	9	2	11
t-3. Clemson	12	0	12
t-3. Maryland	11	1	12
t-3. Syracuse	11	1	12
6. Florida State	9	4	13
t-7. Eastern Michigan	14	0	14
t-7. Oregon State	13	1	14
9. Oregon	13	2	15
10. Bowling Green	16	0	16

THE CREIGHTON DIFFERENCE: Head Coach **Chris Creighton** has won nearly 50 percent (25-of-51) of his games since the start of the 2016 season. In the three seasons prior to his arrival in Ypsilanti, the Eagles were victorious in just 28 percent (10-of-36) of their games.

THE NOT-SO UNDERDOGS: With EMU's win over Illinois, Sept. 14, 2019, Head Coach **Chris Creighton** picked up a third "Power Five" win in a three-year span. Creighton is one of two active MAC coaches to have multiple "Power 5" wins. He joins Ohio's Frank Solich (5).

CREIGHTON ENTERS TOP-FIVE: With six more wins in the 2019 campaign, EMU Head Coach **Chris Creighton** continued to climb the EMU all-time wins ladder. Currently the fifth-winningest coach in program history, Creighton is just 13 games away from tying **Jim Harkema** (41 wins) for fourth-best all-time at Eastern. The San Francisco native is the only coach in EMU history to take a team to three postseason bowl games.

WHERE IN THE WORLD IS CHRIS CREIGHTON?: In his head coaching career, **Chris Creighton** has racked up the frequent flyer miles, coaching games in seven different countries. Creighton added the Bahamas to that list in 2017 when he lead the Eagles to the Bahamas Bowl after it already consisted of the United States, Sweden, Austria, Panama, Tanzania, and Germany.

STABILITY IS THE NAME OF THE GAME: In an era when head coaches seem to change frequently, Eastern Michigan has been able to go seven seasons with the same football and men's basketball coaches. It is the longest by EMU since it also went seven years (1986-92) without a change under the leadership of football's **Jim Harkema** and men's basketball's **Ben Braun**.

Overall, EMU has the longest active streak of stability between the two program's in the Mid-American Conference.

Stability at the Top

School	Football Coach - Years	M. Basketball Coach - Years
Eastern Michigan	Chris Creighton - 7	Rob Murphy - 10
Toledo	Jason Candle - 6	Tod Kowalczyk - 10
Ball State	Mike Neu - 5	James Whitford - 8
Miami	Chuck Martin - 8	Jack Owens - 3
Kent State	Sean Lewis - 3	Rob Senderoff - 9
Akron	Tom Arth - 2	John Groce - 3
Bowling Green	Scot Loeffler - 2	Michael Huger - 6
Buffalo	Lance Leipold - 6	Jim Whitesell - 2
Central Michigan	Jim McElwain - 2	Keno Davis - 9
Northern Illinois	Thomas Hammock - 2	Mark Montgomery - 10
Ohio	Frank Solich - 16	Jeff Boals - 2
Western Michigan	Tim Lester - 4	Clayton Bates - 1

STABILITY PART DUEX: In his seventh season in Ypsilanti, EMU Head Coach **Chris Creighton** is now the 25th longest-tenured Football Bowl Subdivision (FBS) head coach.

Current Longest Tenured FBS Head Coaches

	Coach, School	Date Hired
1.	Kirk Ferentz, Iowa	Dec. 2, 1998
2.	Gary Patterson, Texas Christian	Dec. 8, 2000
3.	Kyle Whittington, Utah	Dec. 9, 2004
4.	Frank Solich, Ohio	Dec. 17, 2004
5.	Mike Gundy, Oklahoma State	Jan. 3, 2005
6.	Rick Stockstill, Middle Tennessee	Dec. 12, 2005
7.	Pat Fitzgerald, Northwestern	July 7, 2006
8.	Troy Calhoun, Air Force	Dec. 22, 2006
9.	Nick Saban, Alabama	Jan. 3, 2007
10.	Ken Niumatalolo, Navy	Dec. 8, 2007
11.	David Cutcliffe, Duke	Dec. 15, 2007
12.	Dabo Swinney, Clemson	Oct. 13, 2008
13.	Brian Kelly, Notre Dame	Dec. 11, 2009
14.	Doc Holliday, Marshall	Dec. 17, 2009
15.	David Shaw, Stanford	Jan. 13, 2011
16.	Mark Stoops, Kentucky	Nov. 27, 2012
17.	Dave Doeren, N.C. State	Dec. 1, 2012
18.	Gus Malzahn, Auburn	Dec. 4, 2012
19.	Skip Holtz, Louisiana Tech	Dec. 14, 2012
20.	Doug Martin, New Mexico State	Feb. 1, 2013
21.	Chuck Martin, Miami (Ohio)	Dec. 3, 2013
22.	Craig Bohl, Wyoming	Dec. 8, 2013
23.	Dave Clawson, Wake Forest	Dec. 10, 2013
24.	Bryan Harsin, Boise State	Dec. 11, 2013
25.	Chris Creighton, Eastern Michigan	Dec. 12, 2013





2020 EMU Football Honors

Jake Donnellon, Offensive Line

- 4th Team Preseason All-MAC by Athlon Sports

Brian Dooley, Offensive Line

- 4th Team Preseason All-MAC by Phil Steele

Dylan Drummond, Wide Receiver

- Paul Hornung Award Watch List
- 3rd Team Preseason All-MAC by Phil Steele
- 1st Team PR Preseason All-MAC by Athlon Sports
- 3rd Team KR Preseason All-MAC by Athlon Sports

Jake Julien, Punter

- 1st Team Preseason All-MAC by Phil Steele
- 1st Team Preseason All-MAC by Athlon Sports

Freddie McGee III, Defensive Back

- 4th Team Preseason All-MAC by Athlon Sports

Terry Myrick, Linebacker

- 3rd Team Preseason All-MAC by Phil Steele
- 4th Team Preseason All-MAC by Athlon Sports

Thomas Odukoya, Tight End

- John Mackey Award Preseason Watch List
- Wuerffel Trophy Watch List
- William V. Campbell Trophy Semifinalist
- 4th Team Preseason All-MAC by Phil Steele

Sidy Sow, Offensive Line

- 2nd Team Preseason All-MAC by Phil Steele
- 3rd Team Preseason All-MAC by Athlon Sports

Turan Rush, Defensive Line

- 4th Team Preseason All-MAC by Phil Steele
- 4th Team Preseason All-MAC by Athlon Sports

Chad Ryland, Kicker

- 2nd Team Preseason All-MAC by Phil Steele
- 3rd Team Preseason All-MAC by Athlon Sports

Mike Van Hoven, Punter

- 4th Team Preseason All-MAC by Athlon Sports
- Rimington Trophy Watch List

Quian Williams, Wide Receiver

- 4th Team Preseason All-MAC by Phil Steele
- 3rd Team Preseason All-MAC by Athlon Sports

100-YARD RUSHERS

Player	2020	Career	'20 Opponent

100-YARD RECEIVERS

Player	2020	Career	'20 Opponent
Hassan Beydoun		1	
Quian Williams		1	

INTERCEPTIONS

Player	2020	Career
Blake Bogan		2
Korey Hernandez		1
Jeff Hubbard		2
Clay Holford		1
Alvinoski LaFleur		1
Freddie McGee		1

Slaying the Dragons - Accomplishments in the Chris Creighton Era

- 1st Win over a "Power 5" Conference team (Rutgers)
- 1st Win over a Big Ten Conference Team (Rutgers)
- 1st Bowl Appearance in 29 years (1987 California Bowl to 2016 Bahamas Bowl)
- 1st Bowl Played on US soil in 31 years (1987 California Bowl to 2018 Camellia Bowl)
- 1st Winning season since 1995 (7-6 record in 2016)
- 1st Non-conference road victory since the 1988 campaign (at Wyoming in 2015)
- 1st Back-to-back season since 2008-09 that players were taken in the NFL Draft
- 1st Three game road winning streak since 1967
- 1st Win over Miami University since 1993
- 1st Win over Ohio University in Athens, Ohio since 1994
- 1st Win over Northern Illinois University since 2007
- 1st Win over Toledo since 2006
- 1st Win at Akron since 1995
- 1st Three-game winning streak against Big Ten Conference opponents
- 1st Three-game MAC winning streak since 1999
- 1st Four-game MAC winning streak since 1995
- 1st Five-game MAC winning streak since 1989
- 1st winning Mid-American Conference campaign since 1995
- 1st time EMU student-athletes have the opportunity to play in two bowl games in their careers
- 1st time EMU student-athletes have the opportunity to play in three bowl games in their careers
- First EMU Head Coach to defeat all 11 other MAC members
- First time EMU has been bowl eligible in back-to-back seasons
- 2nd Win over a "Power 5" Conference team (Purdue)
- 2nd Win over a Big Ten Conference team (Purdue)
- 3rd Win over a "Power 5" Conference team (Illinois)
- 3rd Win over a Big Ten Conference team (Illinois)
- Most Improved Program in the Football Bowl Subdivision (FBS) in 2016
- Largest single-season turnaround in school history (1-11 in 2015 to 7-6 in 2016)
- Largest deficit overcome in program history at 21-points (at Ball State in 2016)
- Largest MAC margin of victory in program history at 42-points (vs. Ball State in 2017)

BLOCKED KICKS IN CREIGHTON ERA

Opponent	Type	Date
Morgan State	Punt (TD)	Aug. 30, 2014
Morgan State	41-yd FG	Aug. 30, 2014
Buffalo	39-yd FG	Oct. 11, 2014
NIU	24-yd FG	Oct. 25, 2014
NIU	32-yd FG	Oct. 25, 2014
Central Michigan	Punt	Nov. 1, 2014
Wyoming	22-yd FG	Sept. 23, 2016
NIU	36-yd FG	Nov. 16, 2016
NIU	Punt (TD)	Oct. 26, 2017
WMU	PAT	Oct. 6, 2018
Army West Point	Punt	Oct. 27, 2018
Georgia Southern	Punt	Dec. 15, 2018
Central Connecticut	Punt (TD)	Sept. 21, 2019
Kent State	47-yd FG	Nov. 29, 2019
Pittsburgh	Punt	Dec. 26, 2019

TRACKING THE EAGLES IN 2020

Opponent	Time	Length	Att.	Halftime Score	Final Score	Coin Toss	Kickoff Receive	1st EMU Poss.	1st Opp. Poss.	Game Pants	Game Jersey	Game Helmet
at Kent State*	6 p.m.											
at Ball State*	7 p.m.											
TOLEDO*	7 p.m.											
CENTRAL MICHIGAN*	4 p.m.											
at Western Michigan*	TBA											
NORTHERN ILLINOIS*	TBA											





2020 EMU GAME NOTES

The Last Time...

RUSHING

An EMU player rushed 30+ yards from scrimmage
An EMU player rushed 40+ yards from scrimmage
An EMU player rushed 50+ yards from scrimmage
An EMU player rushed 60+ yards from scrimmage
An EMU player rushed 70+ yards from scrimmage
An EMU player rushed 80+ yards from scrimmage
An EMU player rushed for 100+ yards in a game
An EMU player rushed for 200+ yards in a game
An EMU player carried 30+ times in a game
An EMU player carried 40 times in a game
An EMU player carried 43 times in a game
An EMU player scored three TDs rushing
An EMU player scored four TDs rushing
Two EMU players rushed for 100+ yards in a game

PASSING

An EMU player completed 30+ passes in a game
An EMU player completed more than 40+ passes in a game
An EMU player threw three TD passes
An EMU player threw four TD passes
An EMU player threw five TD passes
An EMU player passed for 300+ yards in a game
An EMU player passed for 400+ yards in a game
An EMU player passed for 500+ yards in a game
An EMU player completed more than 75% of his passes
A EMU non-quarterback threw a touchdown pass

RECEIVING

An EMU player had 10+ receptions in a game
An EMU receiver had 100+ yards in a game
An EMU receiver had 200+ yards in a game
An EMU receiver caught three TDs in a game
An EMU receiver caught four TDs in a game
Two EMU players 100+ receiving yards in a game
Nine-or-more different receivers caught a pass
12-or-more different receivers caught a pass

MISCELLANEOUS

An EMU player registered a 60-yard punt
An EMU player registered a 70-yard punt
An EMU player registered a 80-yard punt
An EMU player registered a 90-yard punt
An EMU player kicked a 50+ yard field goal
EMU recovered an on-side kick
An opponent recovered an on-side kick
EMU registered a safety
An EMU player had multiple interceptions in a game
An EMU player had four interceptions in a game
An EMU player returned a punt for a touchdown
An EMU player returned a kickoff for a touchdown
An EMU player returned the game opening kickoff for a touchdown
An opponent returned the game opening kickoff for a touchdown
An EMU player returned a fumble for a touchdown
An EMU player returned an interception for a touchdown
An EMU player blocked a punt
An EMU player blocked a punt and returned it for a touchdown
An EMU player blocked a field goal
EMU registered two blocked field goals in the same game
An EMU player blocked a PAT and returned it for a score
An EMU player record a run, pass completion and catch in the same game
EMU blocked punt, blocked a field goal and returned a punt for a TD in same game
EMU recorded a successful fake punt
EMU won on the final play of the game
EMU won a game with a game-ending field goal
EMU lost on the final play of the game
EMU lost a game on a game-ending field goal
EMU recorded a shutout
Fastest EMU score to open a game
EMU was the victim of a shutout
EMU won a road non-conference game
EMU received votes in the Amway Coaches Poll
EMU received votes in the Associated Press Coaches Poll
Won three-or-more consecutive games
Won five-or-more consecutive conference games

Mike Glass III, 44 yds. at Akron (11-12-19)
Mike Glass III, 44 yds. at Akron (11-12-19)
Willie Parker, 50 yds. vs. Toledo (10-13-18)
Ian Eriksen, 71 yds. at Miami (11-15-17)
Ian Eriksen, 71 yds. at Miami (11-15-17)
Larry Ratcliff, 88, vs. Wisc.-Mil. (10-23-71)
Shaq Vann, 101 yds. at Northern Illinois (11-19-19)
Reginald Bell, 202 yds. vs. Buffalo (10-11-14)
Ian Eriksen, 30 attempts vs. Northern Illinois (11-16-16)
Anthony Sherrell, 40 attempts, at North. Ill. (11-22-03)
Anthony Sherrell, 43 attempts, vs. Ball St. (11-15-03)
Shaq Vann, 4TDs at Akron (11-12-19)
Shaq Vann, 4TDs at Akron (11-12-19)
Reggie Bell, 133, Ryan Brumfield, 112, vs. North. Ill. (10-25-14)

Preston Hutchinson, 31 completions, vs. Western Michigan (10-19-19)
Andy Schmitt, 58 completions, vs. CMU (11-28-08)
Mike Glass III, 3 TDs, vs. Kent State (11-29-19)
Mike Glass III, 4 TDs, vs. Central Connecticut (9-21-19)
Tyler Benz, 5 TDs, vs. Army (10-20-12)
Mike Glass, 311 yds, vs. Pittsburgh (12-26-19)
Brogan Roback, 468 yds., at Ball State (11-8-16)
Andy Schmitt, 516 yds., vs. Central Michigan (11-28-08)
Mike Glass III, 83.3% (20-of-24) at Northern Illinois (11-19-19)
Isaac Holder, 34 yds. vs. Monmouth (8-31-18)

Antoine Porter, 10 receptions, vs. Western Michigan (10-21-17)
Hassan Beydoun, 113, vs. Pittsburgh (12-26-19)
Kevin Walter, 225 yards, vs. Akron (10-5-02)
Eric Deslauriers, 4 TDs, vs. Central Mich. (11-6-04)
Eric Deslauriers, 4 TDs, vs. Central Mich. (11-6-04)
Arthur Jackson, 129, Line Latu, 108, vs. Kent State (11-29-19)
9, vs. Western Michigan (10-19-19)
12, at Northern Illinois (10-26-17)

Jake Julien, 66 yds., at Akron (11-12-19)
Jake Julien, 71 yds., vs. Army West Point (10-27-18)
Charles Nemeth, 90 yds., vs. Alma (11-4-43)
Charles Nemeth, 90 yds., vs. Alma (11-4-43)
Chad Ryland, 52 yds., vs. Western Michigan (10-19-19)
Brendan Renius at Wyoming (9-12-15), 1st Quarter
at Coastal Carolina (8-31-19), 4th Quarter
bad snap in end zone vs. Mississippi Valley (9-2-16)
Brody Hoying, 2 Ints., at Northern Illinois (11-19-19)
Richard Palmer, 4 Ints., vs. Western Michigan (10-19-91)
Demarius Reed, 83 yards at Kent State (11-19-11)
Tyler Allen, 90 yards vs. Ohio (10-19-13)
Tyler Allen, 90 yards vs. Ohio (10-19-13)
Darius Phillips, 93 yards at WMU (11-15-14)
Maxx Crosby, 14 yards at Central Michigan (11-10-17)
Maxx Crosby, 2 yards vs. Akron (11-10-18)
Mathew Sexton, vs. Central Connecticut (9-21-19)
Mathew Sexton, vs. Central Connecticut (9-21-19)
Jeremiah Harris vs. Northern Illinois (11-16-16)
Willie Crear & Mike Steals vs. North. Ill. (10-25-14)
Ryan Downard, 97 yards, at Michigan (10-6-07)
Alex Gillett vs. Northern Illinois (11-23-12)
at Kent State (11-19-11)
Kyle Rachwal, 27 yard rush vs. Western Michigan (10-21-17)
at Illinois (9-14-19) - 24-yard field goal by Chad Ryland
at Illinois (9-14-19) - 24-yard field goal by Chad Ryland
at Toledo (10-26-19) - 15-yard touchdown in overtime
vs. Georgia Southern (12-15-18) - 40-yard field goal
vs. Indiana State, 52-0 (8-28-08)
15 seconds at Kentucky (9-30-17) touchdown pass following a fumble
at Florida (9-6-14), UF 65, EMU 0
at Illinois (9-14-19), EMU 34, ILL 31
Oct. 2, 2016 - 1 vote
1987 Final Poll - 18 votes
3 - 2018, Central Michigan (Nov. 3) to Kent State (Nov. 23)
5 - 2018, Toledo (Oct. 13) to Kent State (Nov. 23)

EMU In Overtime

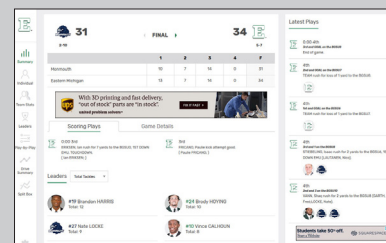
All-time Record in Overtime	5-11
All-time Record in Double Overtime	1-0
All-time Record in Triple Overtime	0-2
All-time Record in Quadruple Overtime	1-0

Date	Opponent	OT	Result
10-10-98	CENTRAL MICH.	OT	L, 23-36
10-09-98	WESTERN MICH.	OT	L, 37-40
11-24-01	at Akron	3OT	L, 62-65
09-28-02	SOUTHERN ILL.	2OT	W, 48-45
11-06-04	CENTRAL MICH.	4OT	W, 61-58
09-24-05	at Central Mich.	OT	W, 23-20
09-23-06	CENTRAL MICH.	OT	L, 17-24
10-16-10	at Ball State	OT	W, 41-38
11-09-13	WESTERN MICH.*	OT	W, 35-32
11-16-16	NORTHERN ILL.	OT	L, 24-31
09-23-17	OHIO*	2OT	L, 20-27
10-21-17	WESTERN MICH.	OT	L, 17-20
10-26-17	at Northern Ill.	OT	L, 27-30
09-22-18	at San Diego St.	OT	L, 20-23
09-29-18	NORTHERN ILL.	3OT	L, 23-26
10-26-19	at Toledo	OT	L, 34-37

EMU Versus Ranked Teams

Date	Rank	Opponent	Result
09-19-92	10	at Penn State	L, 7-52
09-10-94	10	at Wisconsin	L, 0-56
09-11-04	10	at Florida	L, 10-49
09-17-05	14	at Michigan	L, 0-55
10-25-08	20/22	at Ball State	L, 16-38
09-25-10	2/2	at Ohio State	L, 20-73
09-22-12	21/20	at Michigan State	L, 7-23
11-23-12	24/23	NORTHERN ILL.	L, 7-49
10-26-13	23/22/18	at Northern Ill.	L, 20-59
09-20-14	11/11	at Michigan State	L, 14-73
10-03-15	9/8	at LSU	L, 22-44
10-17-15	22/25	at Toledo	L, 20-63
10-22-16	20/20	at Western Mich.	L, 31-45

First poll ranking is the Associated Press and the second number is the Amway Coaches' Poll and the third is the BCS poll



Can't make it to the game?

Now you can follow the action for nearly all games via Live Stats powered by SIDEARM available only on the EMU Athletic Web site, EMUEagles.com

SHORT ROAD TRIPS - ACCORDING TO GOOGLE MAPS

Below is a list of the closest rivalries in the NCAA FBS subdivision (formerly I-A). Only schools with a regular history of playing made the list.

CAMPUS-TO-CAMPUS

Rice - Houston	6.1 miles
Eastern Michigan - Michigan	7.5 miles
Washington State - Idaho	8.7 miles
North Carolina - Duke	10.0 miles
North Carolina - North Carolina State	10.1 miles
Akron - Kent State	11.6 miles
Southern California - UCLA	14.1 miles
Duke - North Carolina State	25.3 miles
Bowling Green - Toledo	27.5 miles

STADIUM-TO-STADIUM

Rice Stadium - (Houston) Robertson Stadium	4.9 miles
Rynearson Stadium (EMU) - Michigan Stadium	7.0 miles
(WSU) Martin Stadium - (Idaho) Kibbie Dome	8.5 miles
(UNC) Kenan Stadium - (Duke) Wallace Wade Stadium	10.6 miles
(Akron) Infocision Stadium - (Kent) Dix Stadium	14.0 miles
(Southern Cal) Memorial Coliseum - (UCLA) Rose Bowl	15.0 miles
(UNC) Kenan Stadium - (NC St.) Carter-Finley Stadium	20.0 miles
(Duke) Wallace Wade Stadium - (NC SU) Carter-Finley Stadium	23.4 miles
(BGSU) Doyt Perry Stadium - (Toledo) Glass Bowl	26.1 miles





FIELD POSITION

Eastern Michigan					Opponents				
Opponent	No. of Drives	Avg. Start	Inside 20	Past 50	Opponent	No. of Drives	Avg. Start	Inside 20	Past 50
at Kent State*					at Kent State*				
at Ball State*					at Ball State*				
TOLEDO*					TOLEDO*				
CENTRAL MICHIGAN*					CENTRAL MICHIGAN*				
at Western Michigan*					at Western Michigan*				
NORTHERN ILLINOIS*					NORTHERN ILLINOIS*				
TOTALS					TOTALS				
*- does not include overtime drives					*- does not include overtime drives				


DRIVE STATISTICS

Eastern Michigan								Opponents							
3 &								3 &							
Opponent	No.	Out	Pct.	Score	Pct.	TD	Pct.	Opponent	No.	Out	Pct.	Score	Pct.	TD	Pct.
at Kent State*								at Kent State*							
at Ball State*								at Ball State*							
TOLEDO*								TOLEDO*							
CENTRAL MICHIGAN*								CENTRAL MICHIGAN*							
at Western Michigan*								at Western Michigan*							
NORTHERN ILLINOIS*								NORTHERN ILLINOIS*							
TOTALS								TOTALS							

DRIVE SUPERLATIVES

Longest Drive	Eastern Michigan	Opponents
No. of Plays		
By No. of Yards		
By Time of Possession		
Shortest Drive	Eastern Michigan	Opponents
By No. of Plays		
By No. of Yards		
By Time of Possession		





More than 300 alumni, donors, and guests joined staff from the Eastern Michigan University Department of Athletics and campus administration to usher in a new era in EMU athletics with the grand opening of the Student-Athlete Performance Center, Aug. 27, 2019. In use by student-athletes since mid-July, the event welcomed members of the public to the new facility for the first time.

The first major construction project on the athletics campus since the opening of the Convocation Center in 1998, the Student Athlete Performance Center is the first phase of the athletic department's plan to build a safe and highly-effective atmosphere for its student-athletes through the continual revitalization of its facilities and athletic campus.

Breaking ground in the fall of 2018, the new sports medicine and training facilities provides a 63,000 square foot structure that houses the sports medicine, performance and equipment operations areas. Additionally, the facility has locker rooms, coaches' offices, and meeting spaces for the football team, while also including a new video board inside Ryneerson Stadium. Designed to enhance the student-athlete and fan experience at Eastern Michigan, the two story building offers a wide variety of operational spaces and amenities which allow for that goal to be met.

When entering the building, students and guests first walk along a beautiful 18-foot by 16-foot Block E brick hardscape in which donors shared their EMU stories and support of the project. Through the main entrance is the Clouse Family Atrium, a 1,288 square foot welcome room that displays the championship success of Eastern Michigan athletics throughout its history. The atrium also features a floor-to-ceiling glass panel entrance to Ryneerson Stadium, and a 12 foot tall replica of the Mid-American Conference championship trophy. The trophy, which boasts a large "150," across the front, showcases EMU's athletics success in the MAC, including its conference-best 150 team championships.

The east side of the main-floor houses a new equipment room, which includes offices, a full-service laundry facility, and extensive storage spaces for athletic apparel and uniforms, as well as a state of the art strength and conditioning center. Dubbed "T.J.'s Garage," in honor of EMU great and former NFL Pro-Bowler T.J. Lang, the Thomas J. Lang Strength and Conditioning Center, named after T.J.'s late father, provides 7,000-plus square foot performance center, which includes inlaid weight tracks, cardio training, plyometric training, and a nutrition center. Two roll up garage doors serve as the football team's entrance into "The Factory," at Ryneerson Stadium.

Next to the locker room are eight team meeting rooms which house different position groups individually. The area also includes a full-team meeting room equipped with state-of-the-art audio-video equipment, "Block E," branded seating, and a theatre design, which allows the entire team to see and hear clearly.

Down the Michael Hawks Hall on the ground floor is the Phil Incarnati Football Locker Room, a modern space with an industrial flair that includes 115 lockers and access to the Brian Clouse Players Lounge, a space that allows football student-athletes to study, and bond with teammates.

The top-floor portion of the newly constructed building is home to a sports medicine center, hydrotherapy room, recruiting lounge, and entertainment corridor, among other offices.

At nearly 5,000 square feet, the sports medicine center features rehabilitation equipment, medical examination rooms, athletic training offices, and medical storage. The space allows student-athletes across multiple sports the opportunity to be treated by an exceptional staff in first-class facilities. Attached to the sports medicine center is the hydrotherapy room. Containing three in-ground therapy pools, the hydrotherapy room features an underwater treadmill pool, cold plunge pool, and a hot/cold therapy pool.

Overlooking Ryneerson Stadium is the recruiting lounge. The 638 square-foot lounge offers a dynamic new entertainment space which is sure to enhance recruiting and alumni experiences for years to come. Along with the lounge comes the entertainment corridor. The corridor will be able to be utilized for entertainment opportunities for invited alumni, friends and fans of Eastern Michigan.

Located on top of the building, the LED display measures 29 feet high by 53 feet wide. The entire scoreboard structure will measure 40 feet high by 60 feet wide to bring more than 2,000 square feet of visual real estate to events held at the stadium. The LED portion of the scoreboard will feature a 15HD pixel layout, the premier technology for outdoor sports used at many professional facilities. A fixed-digit scoreboard is a part of the project to provide standard game information including score, time remaining, down and distance, and more.

EMU STUDENT-ATHLETE PERFORMANCE & SUCCESS CENTER

Cost - \$20 million

Building Time Frame -

Construction Started: July 2018

Grand Opening: August 27, 2019

Building Facts -

16,000 cubic yards of concert
25,000 cubic yards of dirt moved
300 tons of structural steel
58,000 square feet facility

Design/Build Team -

Barton-Malow Company



THE FACTORY

Toughness. Pride. Resilience. Those key words describe the EMU football program under Head Coach **Chris Creighton**. They are also terms befitting the proud residents of southeastern Michigan and their hard-working demeanor.

Inspired by this region of the state and the student-athletes' own backgrounds, the team has challenged itself to be "E Tough," committed to great effort, sacrifice and triumphing in the face of adversity. In this spirit, the team has nicknamed Rynearson Stadium "The Factory," a place where coaches and staff will go to work each day to help "E Tough" student-athletes become scholars, leaders, champions and impact men. "The Factory" will be highlighted by Division I Football's first gray FieldTurf playing surface.

Since taking over reigns of EMU Football in December 2013, Creighton has rallied the program to "close the gap" between its current status and the pursuit of its true potential. He has studied the school, its surroundings, recruiting base and the current student-athletes. The one common thread throughout has been an uncommon 'toughness' that permeates the program.

In this spirit, the program's E Tough mentality represents:

Team first
Obsessed with getting better
Unwavering in adversity
Great effort
Heart

The concept of the "EMU Gray" field was born during one of the squad's notoriously intense winter workouts in 2014. The squad was challenged to an outdoor practice on the snow-covered Rynearson Stadium field rather than the warm confines of their indoor practice facility. True to their E Tough demeanor, the team accepted the challenge. Throughout each drill of the bitter cold practice, Creighton delivered the message that EMU Football has the will to compete against "anyone, anytime and anywhere... even on a parking lot covered with broken glass." Inspired by his team's toughness and commitment that day, Creighton's idea of an "EMU Gray" field was born and soon shared with administrators.

The new look within Rynearson Stadium, and moniker, "The Factory" serves as visual and name recognition for the program's ideals. They are a constant reminder to the student-athletes that being E Tough means coming ready to roll up their sleeves and to never give in or let up.

"Our colors are green and white but our collars are blue," said Creighton. "The Factory is where our coaching staff goes to work and our players develop. It is our home and one that we will protect. When opponents come to The Factory we want to make it known that they are in for a 60-minute fight. Our goal is to make it one of the toughest places to play in the Mid-American Conference."

Southeastern Michigan has long been viewed as one of the most significant manufacturing centers in the country, and the iconic 'Automotive Capital of the World.' Despite battling difficult times in recent years, local communities' toughness and resilience has been on display, as the region is experiencing a dramatic rebirth.

EMU football student-athletes come from these communities and have brought this toughness to the team. Ypsilanti has its own proud history in the automobile and manufacturing industries. The city was the home of Apex Motors, Preston Tucker and his Preston '48, and the last Hudson automobile dealership. The nearby Willow Run manufacturing complex played a critical role in producing B-24 "Liberator" heavy bombers in the early years of World War II. It was also at this location that Rose Will Monroe, the film and poster representation of "Rosie the Riveter," actually worked as a riveter before becoming the manufacturing icon of the era.

BUILDING BLOCKS


When Head Coach Chris Creighton came onboard in 2014 he helped establish some new EMU initiatives.

- **The Wrench** - a 51-pound pipe wrench given to Coach Creighton. It helps serve as a symbol of the team's mission to "close the gap." The tool's vices represent the gap.
- **The Wall** - prior to running onto the field at home games EMU will break through a cinder block wall.
- **Hammers of the Week** - the coaching staff will select hammers of the week for the big hit of the week. The selected players will have their number put on the sledge hammers used to knock down the wall.
- **Eagle Walk** - a pregame prep rally outside the entrance of the stadium. The football team will arrive along with a special performance by the EMU marching band.



"The wrench, the field, the concrete wall, we know people will have comments, but they all have real meaning for us. It all goes back to the idea of investing, and working for something. It is about putting on those steel-toed boots, and going to work."

- Head Coach **Chris Creighton**



Alphabetical Roster

No.	Name
76	Richard Bates Jr.
30	Trey Bess
4	Hassan Beydoun**
46	Steve Bird
23	Blake Bogan**
27	Darius Boone Jr.
96	DeZaun Brooks
56	Charles Brown Jr.
48	Chris Bruglio
53	Matthew Buschman*
44	Luke Cameron
86	Bryson Cannon*
27	David Carter Jr.
95	Mikah Coleman
54	Zack Conti
93	Jordan Crawford
21	Robert Daniel Jr.
18	Jacob Delso
69	Jake Donnellon***
77	Brian Dooley**
75	Dimitri Douglas
80	Dylan Drummond**
78	Jason Eaton
34	Samson Evans
9	Carthell Flowers**
38	Michael Foor
87	Evan Furtney
83	Jere Getzinger Jr.
42	Jack Goodman
59	Daniel Greene
1	Jairus Grissom*
51	Aaron Hamilton
97	Mikey Haney*
88	Zach Hartsfield
5	Korey Hernandez*
39	Adam Heston
26	Tristen Hines
22	Joey Hiser
91	Clay Holford***
68	Alex Howie
12	Jeff Hubbard***
45	Brycen Huddleston
10	Preston Hutchinson
3	Aaron Jackson
52	DJ Jackson
41	Justin Jefferson
71	Marcellus Johnson*
67	Broderick Jordan
29	Jent Joseph
31	Jake Julien***
61	Zachariah Kadri
6	Christopher Kaminski

EASTERN MICHIGAN UNIVERSITY FOOTBALL ROSTER

No.	Name	Pos	Ht	Wt	Class	Hometown-Previous School
1	Jairus Grissom*	WR	6-2	204	Jr.	Detroit, Mich.-River Rouge
3	Aaron Jackson	QB	6-2	220	So.	Detroit, Mich.-Cass Technical
3	Timarcus Simpson*	DB	5-11	178	So.	Tampa, Fla.-Sickles
4	Hassan Beydoun**	WR	5-8	173	Jr.	Dearborn, Mich.-Dearborn
5	Korey Hernandez*	DB	5-11	178	Jr.	Decatur, Ga.-Cedar Grove-Arkansas-Iowa Western C.C.
6	Christopher Kaminski	QB	6-3	212	Fr.	South Lyon, Mich.-South Lyon East
6	Alvinoski LaFleur*	DB	6-0	192	Sr.	Lake Charles, La.-LaGrange-Coffeyville C.C.
7	Freddie McGee III***	DB	5-8	170	Sr.	Canton, Mich.-Salem
7	Isaac Stiebeling	QB	6-4	204	Sr.	Fort Wayne, Ind.-Snider
8	T.J. Peavy	DB	5-10	178	Fr.	Fayetteville, Ga.-Sandy Creek-Air Force
9	Carthell Flowers**	DB	6-2	193	Jr.	Syracuse, N.Y.-Nottingham
9	Baron May	QB	6-0	196	Fr.	New Philadelphia, Ohio-New Philadelphia
10	Preston Hutchinson	QB	6-2	203	Jr.	Mason, Ohio-Mason
10	Tariq Speights*	LB	5-10	230	Jr.	Valencia, Calif.-Valencia-College of the Canyons
11	Isaiah Watson	DB	5-10	166	So.	Baltimore, Md.-Calvert Hall
12	Jeff Hubbard***	DB	5-11	188	Sr.	Atlanta, Ga.-Woodward Academy
12	C.J. Parks	WR	5-10	175	Jr.	Santa Ana, Calif.-Mater Dei-Cerritos College
13	Russell Vaden IV*	DB	6-3	212	Jr.	Louisville, Ky.-Moore
14	Corry Thomas Jr.	DB	5-10	162	Fr.	Ecorse, Mich.-Westlake (Ga.)
15	Jerodd Vines*	DB	6-0	177	So.	Detroit, Mich.-Central
16	Kaiden Keefe	WR	6-2	167	Fr.	Highlands Ranch, Colo.-Valor Christian
17	Mark Lee Jr.	DB	6-0	180	Fr.	Columbus, Ohio-Northland
18	Jacob Delso	WR	6-0	172	Fr.	Okmulgee, Okla.-Checotah
19	Myles McNeal	DB	5-10	174	Fr.	Pontiac, Mich.-Grand Blanc
20	Rico Small	WR	6-0	165	Fr.	Willoughby, Ohio-Willoughby South
21	Robert Daniel Jr.	DB	6-0	192	So.	Oak Park, Mich.-Oak Park
22	Joey Hiser	DB	6-0	178	Jr.	Dexter, Mich.-Dexter
22	Karmi Mackey*	RB	6-1	226	So.	Seffner, Fla.-Seffner Christian Academy
23	Blake Bogan**	DB	6-2	200	Jr.	Grand Blanc, Mich.-Grand Blanc
24	Tanner Knue	WR	5-11	171	So.	Mason, Ohio-Mason
24	Thomas Shorack	DB	5-11	167	Jr.	Renton, Wash.-O'Dea-Arizona State
25	Jalen Weathers	DB	5-11	178	Jr.	Chicago, Ill.-Mount Carmel-Trinity
25	Josh McCarty	RB	5-11	198	Fr.	Troy, Mich.-Orchard Lake St. Mary's
26	Tristen Hines	DB	5-11	170	Fr.	Milan, Mich.-Milan
27	Darius Boone Jr.	RB	5-11	205	Fr.	Tulsa, Okla.-Union
27	David Carter Jr.	DB	5-11	175	Fr.	Ecorse, Mich.-River Rouge
28	Greg Kelley	DB	6-2	215	Fr.	Leander, Texas-Leander
28	Xavier Smith	WR	5-9	158	Fr.	Detroit, Mich.-River Rouge
29	Jent Joseph	WR	5-11	159	Fr.	New Philadelphia, Ohio-New Philadelphia
29	Kempton Shine*	DB	5-11	182	Fr.	Chicago, Ill.-St. Rita
30	Trey Bess III	RB	5-9	183	Fr.	McRae, Ga.-Telfair County
31	Jake Julien***	P	6-2	217	Sr.	Barrie, Ontario-North Collegiate
31	Zach Walling	WR	6-3	203	Fr.	Toledo, Ohio-Whitmer
32	Terry Myrick***	LB	6-0	217	Sr.	Austell, Ga.-Woodward Academy
33	DJ Smith	RB	5-9	189	Fr.	Dallas, Texas-Frisco Lone Star
34	Samson Evans	RB	6-0	210	Jr.	Crystal Lake, Ill.-Prairie Ridge-Iowa
35	Kolton Malinczak	WR	5-7	151	Fr.	Saline, Mich.-Saline
35	Caleb Richwine	K	6-2	182	Fr.	Carlisle, Pa.-Carlisle
36	EJ Williams	DB	6-1	207	So.	Indianapolis, Ind.-Pike
37	Blake Ochsendorf	P	6-6	219	Jr.	Savage, Minn.-Prior Lake-Minnesota State Moorhead
38	Chad Ryland**	K	6-0	175	Jr.	Lebanon, Pa.-Cedar Crest
38	Michael Foor	RB	5-11	201	So.	Carleton, Mich.-Airport
39	Adam Heston	P	6-1	193	Fr.	Sewell, N.J.-St Augustine Prep
39	Kendric Nowling	DB	6-2	209	Fr.	Chicago, Ill.-Marist
40	Bryce Sloan	WR	6-2	160	Fr.	Aurora, Colo.-Regis Jesuit
41	Justin Jefferson	LB	5-11	233	Fr.	Chicago, Ill.-Brother Rice
40	Jack Goodman	DB	6-1	206	Fr.	Battle Creek, Mich.-Lakeview
44	Luke Cameron	LB	6-1	217	Jr.	Kokomo, Ind.-Kokomo-Army West Point
45	Brycen Huddleston	LB	6-0	216	Fr.	Ft. Thomas, Ky.-Highlands
46	Steve Bird	LS	5-10	213	So.	Phoenix, Ariz.-Sandra Day O'Connor
47	Peyton Knight	LS	6-1	202	Fr.	Indianapolis, Ind.-Lutheran
48	Chris Bruglio	DL	6-0	218	So.	Chicago, Ill.-St. Rita
49	Steven Scheidt	LB	6-2	236	So.	Clovis, Calif.-Buchanan-Fresno City College
50	Rafe Reyes	OL	6-2	289	So.	Chelsea, Mich.-Chelsea



EASTERN MICHIGAN UNIVERSITY FOOTBALL ROSTER

No.	Name	Pos	Ht	Wt	Class	Hometown-Previous School
51	Aaron Hamilton	DL	6-2	286	Fr.	Alpharetta, Ga.-Johns Creek
52	DJ Jackson	DL	5-11	329	Jr.	Atlanta, Ga.-Hapeville Charter-Hutchinson C.C.
53	Matthew Buschman*	LB	6-2	220	So.	Brighton, Mich.-Brighton
54	Zack Conti	OL	6-6	295	Fr.	Trenton, Mich.-Trenton
55	Jose Ramirez	DL	6-2	238	So.	Lake Alfred, Fla.-Auburndale-Arizona-Riverside City
56	Charles Brown Jr.	LB	6-1	220	Fr.	Edgewood, Md.-Harford Technical
57	Michael Smith Jr.*	DL	6-3	316	Sr.	Frostproof, Fla.-Frostproof
58	Carter Stagner*	DL	6-4	234	So.	Birmingham, Mich.-Seaholm
59	Daniel Greene	OL	6-4	310	Fr.	Goodrich, Mich.-Goodrich
60	Mike Van Hoeven***	OL	6-5	306	Sr.	Paw Paw, Mich.-Paw Paw
61	Zachariah Kadri	OL	6-4	301	Jr.	Lynnwood, Wash.-Mountlake Terrace-Reedley College
62	Sidy (Sow) Lavallié**	OL	6-5	336	Jr.	Bromont, Quebec-J-H Leclerc-Champlain Lennoxville
63	Mickey Rewolinski	OL	6-5	270	So.	Caledonia, Wis.-Union Grove
65	Lucas Teszner	OL	6-5	289	Fr.	Ottawa Lake, Mich.-Whiteford
67	Broderick Jordan	OL	6-3	298	Fr.	Lansing, Mich.-Okemos
68	Alex Howie	OL	6-4	313	So.	Canton, Mich.-Salem
69	Jake Donnellon***	OL	6-5	300	Sr.	Ypsilanti, Mich.-Gabriel Richard
70	Samari Saddler	DL	6-2	295	So.	Cincinnati, Ohio-Moeller
71	Marcellus Johnson*	OL	6-4	303	So.	Normal, Ill.-Normal Community
72	William Racely	OL	6-4	285	Fr.	Flushing, Mich.-Flushing
73	Coleon Smith	OL	6-6	340	Fr.	Romulus, Mich.-Belleville
74	PJ Ross	OL	6-4	235	Fr.	Chicago, Ill.-Hope Academy-John Hope College
75	Dimitri Douglas	OL	6-4	299	So.	Saline, Mich.-Saline-Michigan State
76	Richard Bates Jr.	OL	6-3	297	Jr.	Kenner, La.-Scotlandville Magnet-Independence C.C.
77	Brian Dooley**	OL	6-7	300	So.	Bowling Green, Ohio-Toledo St. John's Jesuit
78	Jason Eaton	OL	6-7	320	Fr.	Clarksville, Tenn.-Clarksville
79	Jimi McAdams IV	OL	6-5	299	Fr.	Parma, Ohio-Padua Franciscan
80	Dylan Drummond**	WR	6-0	178	Jr.	Cleveland, Ohio-Cuyahoga Heights
81	Quian Williams*	WR	6-0	185	Jr.	Oklahoma City, Okla.-Southmoore
82	Gunnar Oakes**	TE	6-5	268	Jr.	Swanton, Ohio-Swanton
83	Jere Getzinger Jr.	TE	6-3	233	Fr.	West Branch, Mich.-Ogemaw Heights
85	Thomas Odukoya**	TE	6-6	258	Sr.	Almere, Netherlands-Helen Parkhurst-Garden City C.C.
86	Bryson Cannon*	TE	6-2	242	Sr.	Columbia, S.C.-Dutch Fork-Independence C.C.
87	Evan Furtney	TE	6-4	230	Fr.	Milan, Mich.-Milan
88	Zach Hartsfield	TE	6-3	234	Jr.	Bakersfield, Calif.-Centennial-Bakersfield College
89	Lucas Luft	TE	6-6	240	Jr.	Naples, Fla.-Gulf Coast-Fullerton
90	Grant Trueman	DL	6-3	229	Jr.	Chino Hills, Calif.-Chino Hills-Citrus College
91	Clay Holford***	DL	6-2	255	Sr.	Carrollton, Texas-Hebron
92	Alex Merritt*	DL	6-2	276	Fr.	Cincinnati, Ohio-Moeller
93	Jordan Crawford	DL	6-1	350	Jr.	Houston, Texas-Pearland-Tyler J.C.
95	Mikah Coleman	DL	6-5	252	Fr.	Reynoldsburg, Ohio-Reynoldsburg
96	DeZaun Brooks	DL	6-3	229	Fr.	Indianapolis, Ind.-Lawrence Central
97	Mikey Haney*	DL	6-4	249	So.	Maumee, Ohio-Maumee
98	Woo Scott**	DL	6-2	330	Sr.	Little Rock, Ark.-J.A. Fair-Independence C.C.
99	Turan Rush**	DL	6-2	249	Sr.	Charleston West Side, W.Va.-Capital-Antelope Valley

* - letters won

Alphabetical Roster

No.	Name
16	Kaiden Keefe
28	Greg Kelley
47	Peyton Knight
24	Tanner Knue
6	Alvinoski LaFleur*
17	Mark Lee Jr.
89	Lucas Luft
22	Karmi Mackey*
35	Kolton Malinczak
9	Baron May
79	Jimi McAdams IV
25	Josh McCarty
7	Freddie McGee III***
19	Myles McNeal
92	Alex Merritt*
32	Terry Myrick***
39	Kendric Nowling
82	Gunnar Oakes**
37	Blake Ochsendorf
85	Thomas Odukoya**
12	C.J. Parks
8	T.J. Peavy
72	William Racely
55	Jose Ramirez
63	Mickey Rewolinski
50	Rafe Reyes
35	Caleb Richwine
74	PJ Ross
99	Turan Rush**
38	Chad Ryland**
70	Samari Saddler
49	Steven Scheidt
98	Woo Scott**
29	Kempton Shine*
24	Thomas Shorack
3	Timarcus Simpson*
40	Bryce Sloan
20	Rico Small
73	Coleon Smith
33	DJ Smith
57	Michael Smith Jr.*
11	Xavier Smith
62	Sidy (Sow) Lavallié**
10	Tariq Speights*
58	Carter Stagner*
7	Isaac Stiebeling
65	Lucas Teszner
14	Corry Thomas Jr.
90	Grant Trueman
13	Russell Vaden IV*
60	Mike Van Hoeven***
15	Jerodd Vines*
31	Zach Walling
11	Isaiah Watson
25	Jalen Weathers
36	EJ Williams
81	Quian Williams*

EMU FOOTBALL 2020 - PRONUNCIATION GUIDE

Players

Beydoun, Hassanbuh-DUNE
 Brooks, DeZaun DUH-shawn
 Bruglio, Chrisbrewg-LEO
 Foor, Michael.....four
 Grissom, Jairus..... JUH-eye-RUSS (rhymes with virus)
 Kadri, ZachariahKAH-dree
 Knue, Tanner canoe
 LaFleur, Noski..... LaF-leur, NOF-ski
 Mackey, Karmi..... CAR-my
 Malinczak, Koltonmal-IN-zack
 Ochsendorf, Blake OX-send-dorf
 Odukoya, Thomas OH-duh-koi-AH
 Reyes, Raferay-PH
 Saddler, Samarisuh-MAR-ee
 Scheidt, Steven..... SH-ite
 Shorack, Thomas.....shore-ack
 Smith, Coleon COLE-ee-on

Stagner, Carter.....stag-NER
 Stiebeling, IsaacSTEE-bling
 Sow, Sidycity sow (rhymes with cow)
 Rewolinski, Mickey.....rev-UH-lin-ski
 Rush, Turan tuh-RAN
 Teszner, Lucas.....tez-ner
 VanHoeven, Mikevan-HOE-vuhn
 Vines, Jerodd.....JUH-rod
 Williams, Quian.....KEY-on

Coaches

Creighton, ChrisCRAY-ton
 Neathery, Neal NETH-er-ee
 Nunez, Jay noon-YEZ
 Piatkowski, Mike pie-it-COW-ski
 Sewell, Sam SOO-wull

EMU's Location

YpsilantiIP-sill-ANN-tee



**Numerical Roster**

No.	Name
1	Jairus Grissom*
3	Aaron Jackson
3	Timarcus Simpson*
4	Hassan Beydoun**
5	Korey Hernandez*
6	Christopher Kaminski
6	Noski LaFleur*
7	Freddie McGee III***
7	Isaac Stiebeling
8	T.J. Peavy
9	Carthell Flowers**
9	Baron May
10	Preston Hutchinson
10	Tariq Speights*
11	Isaiah Watson
12	Jeff Hubbard***
12	C.J. Parks
13	Russell Vaden IV*
14	Corry Thomas Jr.
15	Jerodd Vines*
16	Kaiden Keefe
17	Mark Lee Jr.
18	Jacob Delso
19	Myles McNeal
20	Rico Small
21	Robert Daniel Jr.
22	Joey Hiser
22	Karmi Mackey*
23	Blake Bogan**
24	Tanner Knue
24	Thomas Shorack
25	Josh McCarty
25	Jalen Weathers
26	Tristen Hines
27	Darius Boone Jr.
27	David Carter Jr.
28	Greg Kelley
28	Xavier Smith
29	Jent Joseph
29	Kempton Shine*
30	Trey Bess III
31	Jake Julien***
31	Zach Walling
32	Terry Myrick***
33	DJ Smith
34	Samson Evans
35	Kolton Malinczak
35	Caleb Richwine
36	EJ Williams
37	Blake Ochsendorf
38	Chad Ryland**
38	Michael Foor
39	Adam Heston
39	Kendric Nowling
40	Bryce Sloan
41	Justin Jefferson
42	Jack Goodman

EASTERN MICHIGAN UNIVERSITY FOOTBALL ROSTER

No.	Name	Pos	Ht	Wt	Class	Hometown-Previous School
76	Richard Bates Jr.	OL	6-3	297	Jr.	Kenner, La.-Scotlandville Magnet-Independence C.C.
30	Trey Bess	RB	5-9	183	Fr.	McRae, Ga.-Telfair County
4	Hassan Beydoun**	WR	5-8	173	Jr.	Dearborn, Mich.-Dearborn
46	Steve Bird	LS	5-10	213	So.	Phoenix, Ariz.-Sandra Day O'Connor
23	Blake Bogan**	DB	6-2	200	Jr.	Grand Blanc, Mich.-Grand Blanc
27	Darius Boone Jr.	RB	5-11	205	Fr.	Tulsa, Okla.-Union
96	DeZaun Brooks	DL	6-3	229	Fr.	Indianapolis, Ind.-Lawrence Central
56	Charles Brown Jr.	LB	6-1	220	Fr.	Edgewood, Md.-Harford Technical
48	Chris Bruglio	DL	6-0	218	So.	Chicago, Ill.-St. Rita
53	Matthew Buschman*	LB	6-2	220	So.	Brighton, Mich.-Brighton
44	Luke Cameron	LB	6-1	217	Jr.	Kokomo, Ind.-Kokomo-Army West Point
86	Bryson Cannon*	TE	6-2	242	Sr.	Columbia, S.C.-Dutch Fork-Independence C.C.
27	David Carter Jr.	DB	5-11	175	Fr.	Ecorse, Mich.-River Rouge
95	Mikah Coleman	DL	6-5	252	Fr.	Reynoldsburg, Ohio-Reynoldsburg
54	Zack Conti	OL	6-6	295	Fr.	Trenton, Mich.-Trenton
93	Jordan Crawford	DL	6-1	350	Jr.	Houston, Texas-Pearland-Tyler J.
21	Robert Daniel Jr.	DB	6-0	192	So.	Oak Park, Mich.-Oak Park
18	Jacob Delso	WR	6-0	172	Fr.	Okmulgee, Okla.-Chcotah
69	Jake Donnellon***	OL	6-5	300	Sr.	Ypsilanti, Mich.-Gabriel Richard
77	Brian Dooley**	OL	6-7	300	So.	Bowling Green, Ohio-Toledo St. John's Jesuit
75	Dimitri Douglas	OL	6-4	299	So.	Saline, Mich.-Saline-Michigan State
80	Dylan Drummond**	WR	6-0	178	Jr.	Cleveland, Ohio-Cuyahoga Heights
78	Jason Eaton	OL	6-7	320	Fr.	Clarksville, Tenn.-Clarksville
34	Samson Evans	RB	6-0	210	Jr.	Crystal Lake, Ill.-Prairie Ridge-Iowa
9	Carthell Flowers**	DB	6-2	193	Jr.	Syracuse, N.Y.-Nottingham
38	Michael Foor	RB	5-11	201	So.	Carleton, Mich.-Airport
87	Evan Furtney	TE	6-4	230	Fr.	Milan, Mich.-Milan
83	Jere Getzinger	TE	6-3	233	Fr.	West Branch, Mich.-Ogemaw Heights
42	Jack Goodman	DB	6-1	206	Fr.	Battle Creek, Mich.-Lakeview
59	Daniel Greene	OL	6-4	310	Fr.	Goodrich, Mich.-Goodrich
1	Jairus Grissom*	WR	6-2	204	Jr.	Detroit, Mich.-River Rouge
51	Aaron Hamilton	DL	6-2	286	Fr.	Alpharetta, Ga.-Johns Creek
97	Mikey Haney*	DL	6-4	249	So.	Maumee, Ohio-Maumee
88	Zach Hartsfield	TE	6-3	234	Jr.	Bakersfield, Calif.-Centennial-Bakersfield College
5	Korey Hernandez*	DB	5-11	178	Jr.	Decatur, Ga.-Cedar Grove-Arkansas-Iowa Western C.C.
39	Adam Heston	P	6-1	193	Fr.	Sewell, N.J.-St Augustine Prep
26	Tristen Hines	DB	5-11	170	Fr.	Milan, Mich.-Milan
22	Joey Hiser	DB	6-0	178	Jr.	Dexter, Mich.-Dexter
91	Clay Holford***	DL	6-2	255	Sr.	Carrollton, Texas-Hebron
68	Alex Howie	OL	6-4	313	So.	Canton, Mich.-Salem
12	Jeff Hubbard***	DB	5-11	188	Sr.	Atlanta, Ga.-Woodward Academy
45	Brycen Huddleston	LB	6-0	216	Fr.	Ft. Thomas, Ky.-Highlands
10	Preston Hutchinson	QB	6-2	203	Jr.	Mason, Ohio-Mason
3	Aaron Jackson	QB	6-2	220	So.	Detroit, Mich.-Cass Technical
52	DJ Jackson	DL	5-11	329	Jr.	Atlanta, Ga.-Hapeville Charter-Hutchinson C.C.
41	Justin Jefferson	LB	5-11	233	Fr.	Chicago, Ill.-Brother Rice
71	Marcellus Johnson*	OL	6-4	303	So.	Normal, Ill.-Normal Community
67	Broderick Jordan	OL	6-3	298	Fr.	Lansing, Mich.-Okemos
29	Jent Joseph	WR	5-11	159	Fr.	New Philadelphia, Ohio-New Philadelphia
31	Jake Julien***	P	6-2	217	Sr.	Barrie, Ontario-North Collegiate
61	Zachariah Kadri	OL	6-4	301	Jr.	Lynnwood, Wash.-Mountlake Terrace-Reedley College
6	Christopher Kaminski	QB	6-3	212	Fr.	South Lyon, Mich.-South Lyon East
16	Kaiden Keefe	WR	6-2	167	Fr.	Highlands Ranch, Colo.-Valor Christian
28	Greg Kelley	DB	6-2	215	Fr.	Leander, Texas-Leander
47	Peyton Knight	LS	6-1	202	Fr.	Indianapolis, Ind.-Lutheran
24	Tanner Knue	WR	5-11	171	So.	Mason, Ohio-Mason
6	Alvinoski LaFleur*	DB	6-0	192	Sr.	Lake Charles, La.-LaGrange-Coffeyville C.C.
17	Mark Lee Jr.	DB	6-0	180	Fr.	Columbus, Ohio-Northland
89	Lucas Luft	TE	6-6	240	Jr.	Naples, Fla.-Gulf Coast-Fullerton
22	Karmi Mackey*	RB	6-1	226	So.	Seffner, Fla.-Seffner Christian Academy
35	Kolton Malinczak	WR	5-7	151	Fr.	Saline, Mich.-Saline
9	Baron May	QB	6-0	196	Fr.	New Philadelphia, Ohio-New Philadelphia
79	Jimi McAdams IV	OL	6-5	299	Fr.	Parma, Ohio-Padua Franciscan





EASTERN MICHIGAN UNIVERSITY FOOTBALL ROSTER

No.	Name	Pos	Ht	Wt	Class	Hometown-Previous School
25	Josh McCarty	RB	5-11	198	Fr.	Troy, Mich.-Orchard Lake St. Mary's
7	Freddie McGee III***	DB	5-8	170	Sr.	Canton, Mich.-Salem
19	Myles McNeal	DB	5-10	174	Fr.	Pontiac, Mich.-Grand Blanc
92	Alex Merritt*	DL	6-2	276	Fr.	Cincinnati, Ohio-Moeller
32	Terry Myrick***	LB	6-0	217	Sr.	Austell, Ga.-Woodward Academy
39	Kendric Nowling	DB	6-2	209	Fr.	Chicago, Ill.-Marist
82	Gunnar Oakes**	TE	6-5	268	Jr.	Swanton, Ohio-Swanton
37	Blake Ochsendorf	P	6-6	219	Jr.	Savage, Minn.-Prior Lake-Minnesota State Moorhead
85	Thomas Odukoya**	TE	6-6	258	Sr.	Almere, Netherlands-Helen Parkhurst-Garden City C.C.
12	C.J. Parks	WR	5-10	175	Jr.	Santa Ana, Calif.-Mater Dei-Cerritos College
8	T.J. Peavy	DB	5-10	187	Fr.	Fayetteville, Ga.-Sandy Creek-Air Force
72	William Racely	OL	6-4	285	Fr.	Flushing, Mich.-Flushing
55	Jose Ramirez	DL	6-2	238	So.	Lake Alfred, Fla.-Auburndale-Arizona-Riverside City
63	Mickey Rewolinski	OL	6-5	270	Fr.	Caledonia, Wis.-Union Grove
50	Rafe Reyes	OL	6-2	289	So.	Chelsea, Mich.-Chelsea
35	Caleb Richwine	K	6-2	182	Fr.	Carlisle, Pa.-Carlisle
74	PJ Ross	OL	6-4	235	Fr.	Chicago, Ill.-Hope Academy-John Hope College
99	Turan Rush**	DL	6-2	249	Sr.	Charleston West Side, W.Va.-Capital-Antelope Valley
38	Chad Ryland**	K	6-0	175	Jr.	Lebanon, Pa.-Cedar Crest
70	Samari Saddler	DL	6-2	296	So.	Cincinnati, Ohio-Moeller
49	Steven Scheidt	LB	6-2	236	So.	Clovis, Calif.-Buchanan-Fresno City College
98	Woo Scott**	DL	6-2	330	Sr.	Little Rock, Ark.-J.A. Fair-Independence C.C.
29	Kempton Shine*	DB	5-11	182	Fr.	Chicago, Ill.-St. Rita
24	Thomas Shorack	DB	5-11	167	Jr.	Renton, Wash.-O'Dea-Arizona State
3	Timarcus Simpson*	DB	5-11	178	So.	Tampa, Fla.-Sickles
40	Bryce Sloan	WR	6-2	160	Fr.	Aurora, Colo.-Regis Jesuit
20	Rico Small	WR	6-0	165	Fr.	Willoughby, Ohio-Willoughby South
73	Coleon Smith	OL	6-6	340	Fr.	Romulus, Mich.-Belleville
33	DJ Smith	RB	5-9	189	Fr.	Dallas, Texas-Frisco Lone Star
57	Michael Smith Jr.*	DL	6-3	316	Sr.	Frostproof, Fla.-Frostproof
28	Xavier Smith	WR	5-9	158	Fr.	Detroit, Mich.-River Rouge
62	Sidy (Sow) Lavallié*	OL	6-5	336	Jr.	Bromont, Quebec-J-H Leclerc-Champlain Lennoxville
10	Tariq Speights*	LB	5-10	230	Jr.	Valencia, Calif.-Valencia-College of the Canyons
58	Carter Stagner*	DL	6-4	234	So.	Birmingham, Mich.-Seaholm
7	Isaac Stiebeling	QB	6-4	204	Sr.	Fort Wayne, Ind.-Snider
65	Lucas Teszner	OL	6-5	283	So.	Ottawa Lake, Mich.-Whiteford
14	Corry Thomas Jr.	DB	5-10	162	Fr.	Ecorse, Mich.-Westlake (Ga.)
90	Grant Trueman	DL	6-3	229	Jr.	Chino Hills, Calif.-Chino Hills-Citrus College
13	Russell Vaden IV*	DB	6-3	212	Jr.	Louisville, Ky.-Moore
60	Mike Van Hoeven***	OL	6-5	306	Sr.	Paw Paw, Mich.-Paw Paw
15	Jerodd Vines*	DB	6-0	177	So.	Detroit, Mich.-Central
31	Zach Walling	WR	6-3	203	Fr.	Toledo, Ohio-Whitmer
11	Isaiah Watson	DB	5-10	166	So.	Baltimore, Md.-Calvert Hall
25	Jalen Weathers	DB	5-11	178	Jr.	Chicago, Ill.-Mount Carmel-Trinity
36	EJ Williams	DB	6-1	207	So.	Indianapolis, Ind.-Pike
81	Quian Williams*	WR	6-0	185	Jr.	Oklahoma City, Okla.-Southmoore

* - letters won

Numerical Roster

No.	Name
44	Luke Cameron
45	Brycen Huddleston
46	Steve Bird
47	Peyton Knight
48	Chris Bruglio
49	Steven Scheidt
50	Rafe Reyes
51	Aaron Hamilton
52	DJ Jackson
53	Matthew Buschman*
54	Zack Conti
55	Jose Ramirez
56	Charles Brown Jr.
57	Michael Smith Jr.*
58	Carter Stagner*
59	Daniel Greene
60	Mike Van Hoeven***
61	Zachariah Kadri
62	Sidy (Sow) Lavallié**
63	Mickey Rewolinski
65	Lucas Teszner
67	Broderick Jordan
68	Alex Howie
69	Jake Donnellon***
93	Samari Saddler
71	Marcellus Johnson*
72	William Racely
73	Coleon Smith
74	PJ Ross
75	Dimitri Douglas
76	Richard Bates Jr.
77	Brian Dooley**
78	Jason Eaton
79	Jimi McAdams IV
80	Dylan Drummond**
81	Quian Williams*
82	Gunnar Oakes**
83	Jere Getzinger Jr.
85	Thomas Odukoya**
86	Bryson Cannon*
87	Evan Furtney
88	Zach Hartsfield
89	Lucas Luft
90	Grant Trueman
91	Clay Holford***
92	Alex Merritt*
93	Jordan Crawford
95	Mikah Coleman
96	DeZaun Brooks
97	Mikey Haney*
98	Woo Scott**
99	Turan Rush**

EAGLES BY THE NUMBERS

Geographically

Michigan.....	33
Ohio.....	14
Illinois.....	8
Georgia.....	7
California.....	5
Florida.....	5
Indiana.....	5
Oklahoma.....	3
Texas.....	3
Canada.....	2
Colorado.....	2
Kentucky.....	2
Louisiana.....	2
Maryland.....	2
Pennsylvania.....	2
Washington.....	2
Arizona.....	1

Geographically Continued...

Arkansas.....	1
Minnesota.....	1
Netherlands.....	1
New Jersey.....	1
New York.....	1
South Carolina.....	1
Tennessee.....	1
West Virginia.....	1
Wisconsin.....	1

Players By Class

Senior.....	14
Junior.....	26
Sophomore.....	21
Redshirt Freshman.....	21
Freshman.....	27





OFFENSE

Position	No.	Name	Ht.	Wt.	El.	GP	GS
X	81	Quian Williams*	6-0	185	Jr.	17	1
	24	Tanner Knue	5-11	171	So.	2	0
Z	4	Hassan Beydoun**	5-8	173	Jr.	18	5
	29	Jent Joseph	5-11	159	Fr.	0	0
H	80	Dylan Drummond**	6-0	178	Jr.	26	12
	86	Bryson Cannon*	6-2	242	Sr.	13	8
Y	85	Thomas Odukoya**	6-6	258	Sr.	21	11
	86	Bryson Cannon*	6-2	242	Sr.	13	8
	82	Gunnar Oakes**	6-5	268	Jr.	22	3
LT	71	Marcellus Johnson*	6-4	303	So.	13	0
	61	Zachariah Kadri	6-4	301	Jr.	0	0
LG	62	Sidy Sow**	6-5	336	Jr.	25	23
	68	Alex Howie	6-4	313	So.	1	0
C	60	Mike Van Hoeven***	6-5	306	Sr.	26	13
	76	Richard Bates Jr.	6-3	297	Jr.	3	0
RG	69	Jake Donnellon***	6-5	300	Sr.	38	11
	72	William Racely	6-4	285	Fr.	0	0
RT	77	Brian Dooley**	6-7	300	So.	17	15
	65	Lucas Teszner	6-5	289	Fr.	0	0
QB	10	Preston Hutchinson	6-2	203	Jr.	8	1
	6	Christopher Kaminski	6-3	212	Fr.	0	0
RB	27	Darius Boone Jr.	5-11	205	Fr.	2	0
	33	DJ Smith	5-9	189	Fr.	0	0

SPECIAL TEAMS

Position	No.	Name	Ht.	Wt.	El.
P	31	Jake Julien**	6-2	217	Sr.
	39	Adam Heston	6-1	193	Fr.
PK	38	Chad Ryland*	6-0	175	Jr.
	OR 35	Caleb Richwine	6-2	182	Fr.
LS	46	Steve Bird	5-10	213	So.
	OR 47	Peyton Knight	6-1	202	Fr.
KO	38	Chad Ryland*	6-0	175	Jr.
	OR 35	Caleb Richwine	6-2	182	Fr.
KR	80	Dylan Drummond**	6-0	178	Jr.
	81	Quian Williams*	6-0	185	Jr.
	OR 23	Blake Bogan**	6-2	200	Jr.
	OR 33	DJ Smith	5-9	189	Fr.
PR	80	Dylan Drummond**	6-0	178	Jr.
	OR 4	Hassan Beydoun**	5-8	173	Jr.
HLD	31	Jake Julien**	6-2	217	Sr.
	OR 24	Tanner Knue	5-11	171	So.



DEFENSE

Position	No.	Name	Ht.	Wt.	El.	GP	GS
END	99	Turan Rush**	6-2	249	Sr.	26	13
	55	Jose Ramirez	6-2	238	So.	4	0
NOSE	98	Woo Scott**	6-2	330	Sr.	24	12
	57	Michael Smith Jr.	6-3	316	Sr.	17	0
DT	51	Aaron Hamilton	6-2	286	Fr.	3	0
	92	Alex Merritt	6-2	276	Fr.	4	0
BULL	97	Mikey Haney*	6-4	249	So.	15	11
	91	Clay Holford***	6-2	255	Sr.	36	3
MIKE	10	Tariq Speights*	5-10	230	Jr.	8	0
	44	Luke Cameron *	6-1	217	Jr.	2	0
WILL	32	Terry Myrick***	6-0	217	Jr.	35	14
	53	Matthew Buschman*	6-2	220	So.	6	0
FC	7	Freddie McGee III***	5-10	170	Sr.	30	6
	19	Myles McNeal	5-10	174	Fr.	0	0
BC	11	Isaiah Watson	5-10	166	So.	7	0
	12	Jeff Hubbard***	5-11	188	Sr.	34	6
DOG	6	Alvinoski LaFleur*	6-0	192	Sr.	13	1
	8	T.J. Peavy	5-10	178	Fr.	0	0
FREE	13	Russell Vaden IV*	6-3	212	Jr.	12	0
	17	Mark Lee Jr.	6-0	180	Fr.	0	0
ROVER	23	Blake Bogan**	6-2	200	Jr.	26	11
	5	Korey Hernandez*	5-11	178	Jr.	13	1

EMU PRONUNCIATIONS

Players

Beydoun, Hassanbuh-DUNE
Brooks, DeZaunDUH-shawn
Bruglio, Chrisbrewg-LEO
Foor, Michaelfour
Grissom, JairusJUH-eye-RUSS (rhymes with virus)
Kadri, ZachariahKAH-dree
Knue, Tannercanoe
LaFleur, NoskiLaF-leur, NOF-ski
Mackey, KarmiCAR-my
Malinczak, Koltonmal-IN-zack
Ochsendorf, BlakeOX-send-dorf
Odukoya, ThomasOH-duh-koi-AH
Reyes, Raferay-PH
Saddler, Samarisuh-MAR-ee
Scheidt, StevenSH-ite
Shorack, Thomasshore-ack
Smith, ColeonCOLE-ee-on
Stagner, Carterstag-NER
Stiebeling, IsaacSTEE-bling
Sow, Sidycity sow (rhymes with cow)
Rewolinski, Mickeyrev-UH-lin-ski
Rush, Turantuh-RAN
Teszner, Lucastez-ner
VanHoeven, Mikevan-HOE-vuhn
Vines, JeroddJUH-rod
Williams, QuianKEY-on

Coaches

Creighton, ChrisCRAY-ton
Neathery, NealNETH-er-ee
Nunez, Jaynoon-YEZ
Piatkowski, Mikepie-it-COW-ski
Sewell, SamSOO-wull

EMU's Location

YpsilantiIP-sill-ANN-tee
-----------	----------------------





2020 TEAM STATISTICS

Date	Opp.	---RUSHING---				--RECEIVING--				-----PASSING-----				--KICK RET--				--PUNT RET--				Total off	
		No.	Yds	TD	Lg	No.	Yds	TD	Lg	Cmp	Att	Int	Yds	TD	Lg	No	Yds	TD	Lg	No	Yds		TD
Nov. 4	at Kent State*																						
Nov. 11	at Ball State*																						
Nov. 18	TOLEDO*																						
Nov. 27	CMU*																						
Dec. 5	at WMU*																						
Dec. 12	NIU*																						
Totals																							
Opponent																							

Games played: 0 Avg. per rush: 0 Avg. per catch: 0 Pass efficiency: 0 Kick ret avg.: 0 Punt ret avg.: 0
 All purpose avg./game: 0 Total offense avg./gm: 0

2020 OFFENSIVE STARTERS

Game	Y/H	LT	LG	C	RG	RT	WR/H/FB	WR/Z	QB	RB	WR/X
at Kent St.*											
at Ball St.*											
TOLEDO*											
CMU*											
at WMU*											
NIU*											

2020 DEFENSIVE STARTERS

Game	DT	NOSE	END	BULL	MIKE	WILL	FC	BC/DE	DOG	FREE	ROVER
at Kent St.*											
at Ball St.*											
TOLEDO*											
CMU*											
at WMU*											
NIU*											





GAME PARTICIPATION/STARTS

#	PLAYER	GP-GS	CCU	UK	ILL	CCSU	CMU	BALL	WMU	TOLED	UB	AKRON	NIU	KENTS	PITT
59	ABRAM, Thad	9/-	...	XXX	XXX	XXX	...	XXX	XXX	...	XXX	XXX	XXX	...	XXX
94	ANDREWS, Hunter	13/5	XXX	XXX	XXX	START	START	START	START	...	XXX	START	XXX	XXX	XXX
76	BATES, Richard	3/-	XXX	XXX	XXX
10	BELTRAM, Koble	13/13	START	START	START	START	START	START	START	START	START	START	START	START	START
16	BEYDOUN, Hassan	13/-	XXX	XXX	XXX	XXX	XXX	XXX	XXX	XXX	XXX	XXX	XXX	XXX	XXX
23	BOGAN, Blake	13/11	START	START	START	START	START	START	START	START	START	START	START	START	START
27	BOONE, Darius	2/-	XXX	XXX
20	BOYD, DeSean	7/-	XXX	XXX	XXX	XXX	XXX	...	XXX
63	BOYD, Vincent	4/-	XXX	...	XXX	XXX	...	XXX
37	BROWN, Kymani	13/-	XXX	XXX	XXX	XXX	XXX	XXX	XXX	XXX	XXX	XXX	XXX	XXX	XXX
42	BURKS, Brandon	12/-	XXX	XXX	XXX	XXX	XXX	XXX	XXX	XXX	XXX	XXX	XXX	XXX	XXX
53	BUSCHMAN, M.	6/-	XXX	XXX	XXX	XXX	XXX	XXX
3	CALHOUN, Vince	13/13	START	START	START	START	START	START	START	START	START	START	START	START	START
2C	CAMERON, Luke	2/-	XXX	XXX
86	CANNON, Bryson	13/8	START	START	XXX	XXX	START	START	START	START	START	START	XXX	XXX	XXX
21	DANIEL, Robert	3/-	XXX	XXX	...	XXX
40	DAUGHERTY, E.	10/-	...	XXX	XXX	XXX	XXX	XXX	...	XXX	XXX	XXX	XXX	XXX	XXX
50	DERVIL, Sam	13/9	START	START	START	START	START	START	START	START	START	XXX	XXX	XXX	XXX
34	DIXON, Konrad	1/-	XXX
69	DONNELSON, Jake	13/5	XXX	XXX	XXX	XXX	START	XXX	XXX	XXX	XXX	START	START	START	START
73	DOOLEY, Brian	13/13	START	START	START	START	START	START	START	START	START	START	START	START	START
80	DRUMMOND, Dylan	13/10	XXX	START	START	START	XXX	START	START	XXX	START	START	START	START	START
77	EDDINGTON, Ty	4/3	START	START	XXX	...	START
83	FIELDS, T.	9/-	XXX	XXX	XXX	XXX	XXX	...	XXX	XXX	...	XXX	...	XXX	...
9D	FLOWERS, C.	12/-	XXX	XXX	XXX	XXX	XXX	XXX	XXX	...	XXX	XXX	XXX	XXX	XXX
9	GLASS, Mike	12/12	START	START	START	START	START	START	...	START	START	START	START	START	START
6	GRISSOM, Jaius	13/-	XXX	XXX	XXX	XXX	XXX	XXX	XXX	XXX	XXX	XXX	XXX	XXX	XXX
51	HAMILTON, Aaron	3/-	XXX	XXX	XXX
93	HANEY, Mikey	13/11	XXX	XXX	START	START	START	START	START	START	START	START	START	START	START
5D	HERNANDEZ, K.	13/1	XXX	XXX	XXX	XXX	XXX	XXX	XXX	XXX	XXX	XXX	XXX	START	XXX
2D	HISER, Joey	1/-	XXX
91	HOLFORD, Clay	3/2	XXX	START	START
68	HOWIE, Alex	1/-	XXX
24	HOYING, Brody	13/12	XXX	START	START	START	START	START	START	START	START	START	START	START	START
12	HUBBARD, Jeff	12/5	START	START	START	START	START	START	XXX	XXX	XXX	XXX	XXX	...	XXX
97	HUNT, CJ	12/3	XXX	XXX	XXX	START	XXX	XXX	XXX	START	...	XXX	XXX	XXX	START
1Q	HUTCHINSON, P.	8/1	...	XXX	...	XXX	START	XXX	XXX	XXX	XXX	...	XXX
89	JACKSON, Arthur	13/12	START	START	START	START	XXX	START	START	START	START	START	START	START	START
71	JOHNSON, M.	13/-	XXX	XXX	XXX	XXX	XXX	XXX	XXX	XXX	XXX	XXX	XXX	XXX	XXX
31	JULIEN, Jake	13/-	XXX	XXX	XXX	XXX	XXX	XXX	XXX	XXX	XXX	XXX	XXX	XXX	XXX
52	KELLY, Desmond	7/5	START	START	START	START	START	XXX	...	XXX
88	KEMP, Bryce	8/1	XXX	XXX	XXX	XXX	XXX	XXX	START	XXX	...
2W	KNUVE, Tanner	2/-	XXX	XXX
19	LAFFLEUR, Noski	13/1	START	XXX	XXX	XXX	XXX	XXX	XXX	XXX	XXX	XXX	XXX	XXX	XXX
8	LATU, Line	13/2	XXX	XXX	XXX	XXX	XXX	XXX	XXX	XXX	XXX	XXX	XXX	START	START
43	LYLE, Tyler	12/-	XXX	XXX	XXX	XXX	XXX	XXX	...	XXX	XXX	XXX	XXX	XXX	XXX
22	MACKEY, Karmi	7/-	...	XXX	XXX	XXX	XXX	XXX	XXX	XXX	...
18	MARSHALL, Keyan	2/-	XXX	XXX
7	McGEE, Freddie	12/5	XXX	XXX	XXX	XXX	XXX	START	START	START	START	START	START	XXX	XXX
4	McGILL, Kevin	12/11	START	START	XXX	...	START	START	START	START	START	START	START	START	START
92	MERRITT, Alex	4/-	XXX	XXX	...	XXX	XXX	...
32	MYRICK, Terry	13/13	START	START	START	START	START	START	START	START	START	START	START	START	START
74	NIELSEN, Steven	13/13	START	START	START	START	START	START	START	START	START	START	START	START	START
82	OAKES, Gunnar	11/-	...	XXX	XXX	XXX	XXX	XXX	...	XXX	XXX	XXX	XXX	XXX	XXX
85	ODUKOYA, Thomas	13/7	START	XXX	START	START	START	XXX	XXX	START	XXX	XXX	START	XXX	START
26	PARKER, Willie	11/2	XXX	...	XXX	START	START	XXX	...	XXX	XXX	XXX	XXX	XXX	XXX
1	PHELPS, Jalen	4/1	XXX	XXX	XXX	...	START
55	RAMIREZ, Jose	4/-	...	XXX	XXX	XXX	XXX
78	RANSEY, Anthony	10/1	XXX	XXX	XXX	XXX	XXX	XXX	START	XXX	XXX	...	XXX
3K	RICHWINE, Caleb	1/-
75	ROHRSCHEIDER	12/-	XXX	...	XXX	XXX	XXX	XXX	XXX	XXX	XXX	XXX	XXX	XXX	XXX
99	RUSH, Turan	13/12	START	START	START	START	START	START	XXX	START	START	START	START	START	START
38	RYLAND, Chad	13/-	XXX	XXX	XXX	XXX	XXX	XXX	XXX	XXX	XXX	XXX	XXX	XXX	XXX
98	SCOTT, Woo	13/9	START	START	XXX	XXX	XXX	START	START	XXX	START	START	START	START	START
2	SEXTON, Mathew	11/11	START	START	START	START	START	START	START	START	START	START	START
35	SHINE, Kempton	4/1	XXX	XXX	START	XXX
95	SIMEON, Shawn	13/2	START	XXX	XXX	XXX	XXX	XXX	XXX	XXX	XXX	XXX	XXX	START	XXX
29	SIMPSON, T.	9/-	XXX	XXX	XXX	XXX	XXX	XXX	XXX	XXX	XXX	XXX
57	SMITH, Michael	13/-	XXX	XXX	XXX	XXX	XXX	XXX	XXX	XXX	XXX	XXX	XXX	XXX	XXX
62	SOW, Sidy	12/12	START	START	START	START	...	START	START	START	START	START	START	START	START
41	SPEIGHTS, Tariq	8/-	...	XXX	XXX	XXX	XXX	XXX	XXX	XXX	XXX	...
58	STAGNER, Carter	10/-	XXX	XXX	XXX	XXX	XXX	XXX	XXX	XXX	XXX	XXX
47	SUTTON, Drake	13/-	XXX	XXX	XXX	XXX	XXX	XXX	XXX	XXX	XXX	XXX	XXX	XXX	XXX
90	TRUEMAN, Grant	3/-	XXX	XXX	XXX
33	TURNER, Breck	12/2	XXX	XXX	XXX	XXX	XXX	START	XXX	XXX	XXX	XXX	XXX
13	VADEN, Russell	12/-	XXX	XXX	XXX	...	XXX	XXX	XXX	XXX	XXX	XXX	XXX	XXX	XXX
60	VAN HOEVEN, M.	13/13	START	START	START	START	START	START	START	START	START	START	START	START	START
5	VANN, Shaq	10/9	START	START	START	XXX	START	START	START	START	START	START	START
15	VINES, Jerrold	11/3	...	XXX	XXX	XXX	XXX	XXX	XXX	XXX	XXX	XXX	START	START	START
28	WATSON, Isaiah	7/-	XXX	...	XXX	XXX	XXX	XXX	...	XXX	XXX
36	WILLIAMS, EJ	2/-	XXX	XXX
81	WILLIAMS, Quian	13/1	XXX	XXX	XXX	XXX	START	XXX	XXX	XXX	XXX	XXX	XXX	XXX	XXX

SEASON/CAREER STARTS

<u>Offensive Line (62)</u>	<u>2020</u>	<u>Career</u>
Sidy Sow	-	23
Brian Dooley	-	15
Mike Van Hoeven	-	13
Jake Donnellon	-	11

<u>Quarterbacks (1)</u>	<u>2020</u>	<u>Career</u>
Preston Hutchinson	-	1

<u>Wide Receivers (13)</u>	<u>2020</u>	<u>Career</u>
Dylan Drummond	-	12
Quian Williams	-	1

<u>Running Backs (0)</u>	<u>2020</u>	<u>Career</u>
--------------------------	-------------	---------------

<u>Tight End (22)</u>	<u>2020</u>	<u>Career</u>
Thomas Odukoya	-	11
Bryson Cannon	-	8
Gunnar Oakes	-	3

<u>Defensive Line (39)</u>	<u>2020</u>	<u>Career</u>
Turan Rush	-	13
Woo Scott	-	12
Mikey Haney	-	11
Clay Holford	-	3

<u>Linebackers (13)</u>	<u>2020</u>	<u>Career</u>
Terry Myrick	-	13

<u>Defensive Backs (29)</u>	<u>2020</u>	<u>Career</u>
Blake Bogan	-	11
Freddie McGee	-	6
Jeff Hubbard	-	6
Jerodd Vines	-	3
Alvinoski LaFleur	-	1
Kempton Shine	-	1
Korey Hernandez	-	1



SEASON

CAREER

Rushing	gp	att	gain	loss	net	avg	td	lg	avg/g	gp	att	gain	loss	net	avg	td	lg	avg/g		
VANN, Shaq	10	149	757	42	715	4.8	8	35	71.5	44	518	2712	135	2577	5.0	23	74	58.6		
GLASS, Mike	12	118	519	91	428	3.6	8	44	35.7	20	189	980	140	840	4.4	14	48	42.0		
GRISSOM, Jairus	13	20	165	9	156	7.8	1	47	12.0	19	23	185	10	175	7.6	2	47	9.2		
PARKER, Willie	11	38	153	11	142	3.7	2	22	12.9	27	99	435	29	406	4.1	4	50	15.0		
TURNER, Breck	12	36	119	17	102	2.8	0	13	8.5	44	189	861	55	806	4.3	7	50	18.3		
DRUMMOND, Dyla	13	4	23	0	23	5.8	0	11	1.8	26	4	23	0	23	5.8	0	11	0.9		
LATU, Line	13	6	20	1	19	3.2	0	10	1.5	26	7	26	1	25	3.6	0	10	1.0		
SEXTON, Mathew	11	5	16	2	14	2.8	0	6	1.3	43	6	25	2	23	3.8	0	9	0.5		
HOYING, Brody	13	1	11	0	11	11.0	0	11	0.8	48	1	11	0	11	11.0	0	11	0.2		
MACKEY, Karmi	7	3	7	0	7	2.3	0	4	1.0	10	8	30	0	30	3.8	0	12	3.0		
DAUGHERTY, Eddi	10	1	6	0	6	6.0	0	6	0.6	47	9	39	14	25	2.8	0	8	0.5		
BOONE, Darius	2	2	5	0	5	2.5	0	4	2.5	2	2	5	0	5	2.5	0	4	2.5		
BEYDOUN, Hassan	13	2	5	6	-1	-0.5	0	5	-0.1	18	2	5	6	-1	-0.5	0	5	-0.1		
TEAM	8	7	0	11	-11	-1.6	0	0	-1.4											
JULIEN, Jake	13	2	0	12	-12	-6.0	0	0	-0.9	35	2	0	12	-12	-6.0	0	0	-0.3		
HUTCHINSON, P.	8	24	41	55	-14	-0.6	2	6	-1.8	9	25	42	55	-13	-0.5	2	6	-1.4		
Total	13	418	1847	257	1590	3.8	21	47	122.3											
Opponents	13	542	2781	256	2525	4.7	30	86	194.2											
Passing	gp	effic	comp	att	int	pct	yds	td	lg	avg/g	gp	effic	comp	att	int	pct	yds	td	lg	avg/g
GLASS, Mike	12	146.98	266	401	11	66.3	3169	24	80	264.1	20	149.64	338	518	12	65.3	4193	33	80	209.6
HUTCHINSON, P.	8	157.38	43	57	1	75.4	462	3	38	57.8	9	157.38	43	57	1	75.4	462	3	38	51.3
GRISSOM, Jairus	13	164.00	4	5	0	80.0	50	0	34	3.8	19	164.00	4	5	0	80.0	50	0	34	2.6
LATU, Line	13	0.00	0	1	0	0.0	0	0	0	0.0	26	0.00	0	1	0	0.0	0	0	0	0.0
TEAM	8	0.00	0	1	0	0.0	0	0	0	0.0										
JULIEN, Jake	13	0.00	0	0	0	0.0	0	0	0	0.0	35	0.00	0	0	0	0.0	0	0	0	0.0
Total	13	147.81	313	465	12	67.3	3681	27	80	283.2										
Opponents	13	143.75	241	380	11	63.4	3071	21	96	236.2										
Receiving	gp	no.	yds	avg	td	lg	avg/g	gp	no.	yds	avg	td	lg	avg/g						
DRUMMOND, Dyla	13	55	493	9.0	3	27	37.9	26	80	738	9.2	4	27	28.4						
WILLIAMS, Quian	13	52	661	12.7	6	50	50.8	17	52	661	12.7	6	50	38.9						
JACKSON, Arthur	13	46	732	15.9	7	54	56.3	26	92	1324	14.4	12	76	50.9						
SEXTON, Mathew	11	34	508	14.9	4	80	46.2	43	100	1335	13.4	9	80	31.0						
LATU, Line	13	30	373	12.4	3	36	28.7	26	52	745	14.3	6	54	28.7						
BEYDOUN, Hassan	13	30	349	11.6	1	35	26.8	18	30	349	11.6	1	35	19.4						
CANNON, Bryson	13	20	212	10.6	2	24	16.3	13	20	212	10.6	2	24	16.3						
TURNER, Breck	12	14	100	7.1	0	15	8.3	44	36	262	7.3	0	29	6.0						
VANN, Shaq	10	11	66	6.0	0	14	6.6	44	67	440	6.6	1	33	10.0						
OAKES, Gunnar	11	6	62	10.3	0	39	5.6	22	17	205	12.1	1	42	9.3						
GRISSOM, Jairus	13	4	32	8.0	1	15	2.5	19	5	31	6.2	1	15	1.6						
KEMP, Bryce	8	3	46	15.3	0	22	5.8	43	15	261	17.4	2	45	6.1						
DAUGHERTY, Eddi	10	3	32	10.7	0	32	3.2	47	81	988	12.2	4	64	21.0						
ODUKOYA, Thoma	13	3	16	5.3	0	10	1.2	21	3	16	5.3	0	10	0.8						
PARKER, Willie	11	2	-1	-0.5	0	0	-0.1	27	9	47	5.2	0	13	1.7						
Total	13	313	3681	11.8	27	80	283.2													
Opponents	13	241	3071	12.7	21	96	236.2													





SEASON

CAREER

Total Offense	g	plays	rush	pass	total	avg/g	g	plays	rush	pass	total	avg/g
GLASS, Mike	12	519	428	3169	3597	299.8	20	707	840	4193	5033	251.6
VANN, Shaq	10	149	715	0	715	71.5	44	520	2577	-4	2573	58.5
HUTCHINSON, P.	8	81	-14	462	448	56.0	9	82	-13	462	449	49.9
GRISSOM, Jairus	13	25	156	50	206	15.8	19	28	175	50	225	11.8
PARKER, Willie	11	38	142	0	142	12.9	27	99	406	0	406	15.0
TURNER, Breck	12	36	102	0	102	8.5	44	189	806	0	806	18.3
DRUMMOND, Dyla	13	4	23	0	23	1.8	26	4	23	0	23	0.9
LATU, Line	13	7	19	0	19	1.5	26	8	25	0	25	1.0
SEXTON, Mathew	11	5	14	0	14	1.3	43	6	23	0	23	0.5
HOYING, Brody	13	1	11	0	11	0.8	48	1	11	0	11	0.2
MACKEY, Karmi	7	3	7	0	7	1.0	10	8	30	0	30	3.0
DAUGHERTY, Eddi	10	1	6	0	6	0.6	47	10	25	0	25	0.5
BOONE, Darius	2	2	5	0	5	2.5	2	2	5	0	5	2.5
BEYDOUN, Hassan	13	2	-1	0	-1	-0.1	18	2	-1	0	-1	-0.1
TEAM	8	8	-11	0	-11	-1.4						
JULIEN, Jake	13	2	-12	0	-12	-0.9	35	2	-12	0	-12	-0.3
Total	13	883	1590	3681	5271	405.5						
Opponents	13	922	2525	3071	5596	430.5						

Scoring	td	fg	PAT				dxp	saf	pts	td	fg	PAT				dxp	saf	pts
			kick	rush	rcv	pass						kick	rush	rcv	pass			
RYLAND, Chad	-	14-19	35-38	-	-	-	-	-	77	-	26-39	76-79	-	-	-	-	-	154
VANN, Shaq	8	-	-	1-1	-	-	-	-	50	24	-	-	1-1	-	-	-	-	146
GLASS, Mike	8	-	-	-	-	1-6	-	-	48	14	-	-	-	-	1-6	-	-	84
JACKSON, Arthur	7	-	-	-	-	-	-	-	42	12	-	-	-	-	-	-	-	72
WILLIAMS, Quian	6	-	-	-	-	-	-	-	36	6	-	-	-	-	-	-	-	36
SEXTON, Mathew	5	-	-	-	1	-	-	-	32	10	-	-	-	1	-	-	-	62
LATU, Line	3	-	-	1-2	-	-	-	-	20	6	-	-	1-2	-	-	-	-	38
DRUMMOND, Dyla	3	-	-	-	-	-	-	-	18	4	-	-	-	-	-	-	-	24
GRISSOM, Jairus	2	-	-	1-1	-	-	-	-	14	3	-	-	1-1	-	-	-	-	20
CANNON, Bryson	2	-	-	-	-	-	-	-	12	2	-	-	-	-	-	-	-	12
PARKER, Willie	2	-	-	-	-	-	-	-	12	4	-	-	-	-	-	-	-	24
HUTCHINSON, P.	2	-	-	-	-	0-1	-	-	12	2	-	-	-	-	0-1	-	-	12
BEYDOUN, Hassan	1	-	-	-	-	-	-	-	6	1	-	-	-	-	-	-	-	6
Total	49	14-19	35-38	3-4	1	1-7	-	-	379									
Opponents	52	11-18	45-47	-	3	3-4	-	1	398									

Punt Returns	no.	yds	avg	td	lg	no.	yds	avg	td	lg
DRUMMOND, Dyla	12	110	9.2	0	29	12	110	9.2	0	29
LATU, Line	2	20	10.0	0	14	2	20	10.0	0	14
SEXTON, Mathew	1	50	50.0	1	30	2	77	38.5	1	30
Total	15	180	12.0	1	30					
Opponents	10	117	11.7	0	30					

Kick Returns	no.	yds	avg	td	lg	no.	yds	avg	td	lg
DRUMMOND, Dyla	12	235	19.6	0	38	12	235	19.6	0	38
STAGNER, Carter	1	4	4.0	0	0	1	4	4.0	0	0
CANNON, Bryson	1	8	8.0	0	8	1	8	8.0	0	8
FIELDS, Tre'Shown	1	7	7.0	0	7	1	7	7.0	0	7
Total	15	254	16.9	0	38					
Opponents	26	619	23.8	1	96					





SEASON

CAREER

Interceptions	no.	yds	avg	td	lg
HOYING, Brody	4	94	23.5	0	48
HOLFORD, Clay	1	9	9.0	0	9
BOGAN, Blake	1	-1	-1.0	0	0
CALHOUN, Vince	1	25	25.0	0	25
McGILL, Kevin	1	-3	-3.0	0	0
HERNANDEZ, Kore	1	0	0.0	0	0
LAFLEUR, Noski	1	13	13.0	0	13
HUBBARD, Jeff	1	0	0.0	0	0
Total	11	137	12.5	0	48
Opponents	12	82	6.8	0	18

no.	yds	avg	td	lg
6	200	33.3	1	71
1	9	9.0	0	9
2	-3	-1.5	0	0
7	135	19.3	0	46
5	30	6.0	0	26
1	0	0.0	0	0
1	13	13.0	0	13
2	46	23.0	1	46

Fumble Returns	no.	yds	avg	td	lg
BELTRAM, Kobie	1	19	19.0	0	19
HOYING, Brody	1	5	5.0	0	5
Total	2	24	12.0	0	19
Opponents	1	-1	-1.0	0	0

no.	yds	avg	td	lg
1	19	19.0	0	19
3	57	19.0	0	40

All Purpose	g	rush	rcv	pr	kr	ir	total	avg/g
DRUMMOND, 13	23	493	110	235	0	861	66.2	
VANN, Shaq 10	715	66	0	0	0	781	78.1	
JACKSON, Ar 13	0	732	0	0	0	732	56.3	
WILLIAMS, Q 13	0	661	0	0	0	661	50.8	
SEXTON, Mat 11	14	508	50	0	0	572	52.0	
GLASS, Mike 12	428	0	0	0	0	428	35.7	
LATU, Line 13	19	373	20	0	0	412	31.7	
BEYDOUN, H 13	-1	349	0	0	0	348	26.8	
CANNON, Bry 13	0	212	0	8	0	220	16.9	
TURNER, Bre 12	102	100	0	0	0	202	16.8	
GRISSOM, Ja 13	156	32	0	0	0	188	14.5	
PARKER, Will 11	142	-1	0	0	0	141	12.8	
HOYING, Bro 13	11	0	0	0	94	105	8.1	
OAKES, Gun 11	0	62	0	0	0	62	5.6	
KEMP, Bryce 8	0	46	0	0	0	46	5.8	
DAUGHERTY 10	6	32	0	0	0	38	3.8	
CALHOUN, Vi 13	0	0	0	0	25	25	1.9	
ODUKOYA, T 13	0	16	0	0	0	16	1.2	
LAFLEUR, No 13	0	0	0	0	13	13	1.0	
HOLFORD, Cl 3	0	0	0	0	9	9	3.0	
FIELDS, Tre' 9	0	0	0	7	0	7	0.8	
MACKEY, Kar 7	7	0	0	0	0	7	1.0	
BOONE, Dari 2	5	0	0	0	0	5	2.5	
STAGNER, C 10	0	0	0	4	0	4	0.4	
BOGAN, Blak 13	0	0	0	0	-1	-1	-0.1	
McGILL, Kevi 12	0	0	0	0	-3	-3	-0.2	
TEAM 8	-11	0	0	0	0	-11	-1.4	
JULIEN, Jake 13	-12	0	0	0	0	-12	-0.9	
HUTCHINSO 8	-14	0	0	0	0	-14	-1.8	
Total	13	1590	3681	180	254	137	5842	449.4
Opponents	13	2525	3071	117	619	82	6414	493.4

g	rush	rcv	pr	kr	ir	total	avg/g
26	23	738	110	235	0	1106	42.5
44	2577	440	0	23	0	3040	69.1
26	0	1324	0	57	0	1381	53.1
17	0	661	0	0	0	661	38.9
43	23	1335	77	353	0	1788	41.6
20	840	0	0	0	0	840	42.0
26	25	745	20	0	0	790	30.4
18	-1	349	0	0	0	348	19.3
13	0	212	0	8	0	220	16.9
44	806	262	0	18	0	1086	24.7
19	175	31	0	0	0	206	10.8
27	406	47	0	0	0	453	16.8
48	11	0	0	0	200	211	4.4
22	0	205	0	0	0	205	9.3
43	0	261	0	0	0	261	6.1
47	25	988	8	391	0	1412	30.0
50	0	0	0	0	135	135	2.7
21	0	16	0	0	0	16	0.8
13	0	0	0	0	13	13	1.0
36	0	0	0	0	9	9	0.2
21	0	0	0	7	0	7	0.3
10	30	5	0	0	0	35	3.5
2	5	0	0	0	0	5	2.5
16	0	0	0	4	0	4	0.2
26	0	0	0	0	-3	-3	-0.1
50	0	0	0	0	30	30	0.6
35	-12	0	0	0	0	-12	-0.3
9	-13	0	0	0	0	-13	-1.4

Field Goals	att	good	long	blkd
RYLAND, Chad	19	14	52	0
Total	19	14	52	0
Opponents	18	11	57	1

att	good	long	blkd
39	26	52	0

Punting	no.	yds	avg	lg	blk
JULIEN, Jake	50	219	43.8	66	0
Total	50	219	43.8	66	0
Opponents	52	207	39.9	59	2

no.	yds	avg	lg	blk
154	6675	43.3	73	1





2020 EMU GAME NOTES

#	Defensive Leaders	gp-gs	ua	a	tot	tfl/yds	no-yds	int-yds	brup	qbh	rcv-yds	ff	kick	saf
10	BELTRAM, Kobie	13-13	56	72	128	7.0-26	2.0-12	.	6	3	3-19	3	.	.
3	CALHOUN, Vince	13-13	58	50	108	6.0-20	2.0-12	1-25	.	1	.	3	.	.
32	MYRICK, Terry	13-13	39	50	89	7.5-26	2.0-13	.	1	3	.	1	.	.
24	HOYING, Brody	13-12	37	44	81	4.0-19	1.5-11	4-94	6	.	2-5	2	.	.
23	BOGAN, Blake	13-11	31	23	54	1.5-8	.	1--1	2	.	1-0	2	1	.
94	ANDREWS, Hunter	13-5	13	33	46	3.5-21	2.0-17	.	2	1
93	HANEY, Mikey	13-11	16	27	43	2.5-22	2.0-21	.	1	1
98	SCOTT, Woo	13-9	16	24	40	1.0-5	0.5-4	.	.	1	1-0	.	.	.
99	RUSH, Turan	13-12	25	14	39	6.0-27	5.0-26	.	1	6	1-0	1	.	.
7	McGEE, Freddie	12-5	25	7	32	1.0-1	.	.	4
4	McGILL, Kevin	12-11	19	11	30	2.0-8	0.5-4	1--3	5
95	SIMEON, Shawn	13-2	14	15	29	5.5-27	3.0-21	.	.	1	.	1	1	.
15	VINES, Jerodd	11-3	13	12	25	1.5-2	.	.	5	.	1-0	1	.	.
19	LAFLEUR, Noski	13-1	16	8	24	0.5-0	0.5-0	1-13	.	.	.	1	.	.
97	HUNT, CJ	12-3	8	15	23	2.0-6	0.5-4	.	1	2
42	BURKS, Brandon	12-0	13	10	23
12	HUBBARD, Jeff	12-5	10	10	20	0.5-2	.	1-0	1
50	HERNANDEZ, Korey	13-1	7	10	17	1.5-3	.	1-0	1
1	PHELPS, Jalen	4-1	9	5	14
41	SPEIGHTS, Tariq	8-0	4	9	13	1	.	.
52	KELLY, Desmond	7-5	4	7	11	1
57	SMITH, Michael	13-0	5	6	11	0.5-1
13	VADEN, Russell	12-0	7	3	10	1.5-2	.	.	1	1
78	RANSEY, Anthony	10-1	2	6	8	0.5-0
35	SHINE, Kempton	4-1	5	2	7
91	HOLFORD, Clay	3-2	1	5	6	.	.	1-9	1
53	BUSCHMAN, Matthew	6-0	3	2	5
77	EDDINGTON, Ty	4-3	.	5	5
51	HAMILTON, Aaron	3-0	.	5	5
90	FLOWERS, Carthell	12-0	3	1	4
59	ABRAM, Thad	9-0	2	2	4	.	.	.	1
37	BROWN, Kymani	13-0	3	.	3
16	BEYDOUN, Hassan	13-0	1	2	3
92	MERRITT, Alex	4-0	1	2	3	0.5-4	0.5-4
43	LYLE, Tyler	12-0	2	1	3
58	STAGNER, Carter	10-0	.	2	2	.	.	.	1
38	RYLAND, Chad	13-0	.	1	1
80	DRUMMOND, Dylan	13-10	.	1	1
81	WILLIAMS, Quian	13-1	1	.	1
2	SEXTON, Mathew	11-11	1	.	1	1	1	.
9	GLASS, Mike	12-12	1	.	1
8	LATU, Line	13-2	.	1	1
86	CANNON, Bryson	13-8	1	.	1
33	TURNER, Breck	12-2	.	1	1
83	FIELDS, Tre'Shown	9-0	.	1	1
22	MACKEY, Karmi	7-0	.	1	1
62	SOW, Sidy	12-12	1	.	1
69	DONNELLON, Jake	13-5	1	.	1
21	DANIEL, Robert	3-0	1	.	1
20	BOYD, DeSean	7-0	1	.	1
47	SUTTON, Drake	13-0	.	1	1
90	TRUEMAN, Grant	3-0	.	1	1	0.5-1
TM	TEAM	8-0	1-0	.	.	.

TURNOVERS

Eastern Michigan Takeaways (0)

Opponent	Takeaway	Qtr.	Yrd.-Line	Result	Result of the Drive
----------	----------	------	-----------	--------	---------------------

Eastern Michigan Turnovers (0)

Opponent	Turnover	Qtr.	Yrd.-Line	Result	Result of the Drive
----------	----------	------	-----------	--------	---------------------



Team Statistics

	EMU	OPP
SCORING	379	398
Points Per Game	29.2	30.6
Points Off Turnovers	49	45
FIRST DOWNS	285	289
Rushing	91	138
Passing	168	134
Penalty	26	17
RUSHING YARDAGE	1590	2525
Yards gained rushing	1847	2781
Yards lost rushing	257	256
Rushing Attempts	418	542
Average Per Rush	3.8	4.7
Average Per Game	122.3	194.2
TDs Rushing	21	30
PASSING YARDAGE	3681	3071
Comp-Att-Int	313-465-12	241-380-11
Average Per Pass	7.9	8.1
Average Per Catch	11.8	12.7
Average Per Game	283.2	236.2
TDs Passing	27	21
TOTAL OFFENSE	5271	5596
Total Plays	883	922
Average Per Play	6.0	6.1
Average Per Game	405.5	430.5
KICK RETURNS: #-Yards	15-254	26-619
PUNT RETURNS: #-Yards	15-180	10-117
INT RETURNS: #-Yards	11-137	12-82
KICK RETURN AVERAGE	16.9	23.8
PUNT RETURN AVERAGE	12.0	11.7
INT RETURN AVERAGE	12.5	6.8
FUMBLES-LOST	16-5	21-10
PENALTIES-Yards	59-531	77-760
Average Per Game	40.8	58.5
PUNTS-Yards	50-2190	52-2073
Average Per Punt	43.8	39.9
Net punt average	39.9	34.5
KICKOFFS-Yards	75-4463	72-4067
Average Per Kick	59.5	56.5
Net kick average	39.3	39.8
TIME OF POSSESSION/Game	28:33	31:27
3RD-DOWN Conversions	67/168	82/183
3rd-Down Pct	40%	45%
4TH-DOWN Conversions	12/25	15/20
4th-Down Pct	48%	75%
SACKS BY-Yards	22-149	23-134
MISC YARDS	0	0
TOUCHDOWNS SCORED	49	52
FIELD GOALS-ATTEMPTS	14-19	11-18
ON-SIDE KICKS	0-0	1-3
RED-ZONE SCORES	(38-49) 78%	(40-47) 85%
RED-ZONE TOUCHDOWNS	(29-49) 59%	(35-47) 74%
PAT-ATTEMPTS	(35-38) 92%	(45-47) 96%
ATTENDANCE	85127	153405
Games/Avg Per Game	5/17025	7/21915
Neutral Site Games		1/34765





2019 Eastern Michigan Football Eastern Michigan Team Game-by-Game Comparison (as of Feb 25, 2020) All games



Opponent	Score	First Downs			Rushing		Passing		Total Offense Plays-Yards	Return Yards	Turn- Overs
		Total	Rush	Pass	Pen	Number-Yards	Comp-Att-Int	Yards			
Coastal Carolina	30-23	20 / 23	7 / 5	10 / 17	3 / 1	35-103 / 30-74	20-22-0 / 29-43-4	188 / 304	57-291 / 73-378	19 / 58	1 / 4
	17-38	24 / 26	6 / 14	16 / 10	2 / 2	22-49 / 39-239	34-53-2 / 20-36-0	337 / 222	75-386 / 75-461	0 / 99	2 / 1
Kentucky	34-31	23 / 24	10 / 11	12 / 12	1 / 1	40-164 / 40-167	23-36-0 / 22-37-1	316 / 297	76-480 / 77-464	32 / 6	1 / 2
	CENTRAL CONNEC	34-29	21 / 16	5 / 5	14 / 9	2 / 2	29-94 / 35-115	26-39-2 / 17-22-0	279 / 231	68-373 / 57-346	88 / 34
Central Michigan	16-42	22 / 24	6 / 13	11 / 9	5 / 2	28-63 / 45-308	23-39-1 / 15-24-1	222 / 279	67-285 / 69-587	40 / 23	1 / 2
BALL STATE	23-29	21 / 25	3 / 12	17 / 11	1 / 2	33-89 / 47-196	20-36-3 / 23-32-0	283 / 255	69-372 / 79-451	102 / 88	4 / 1
WESTERN MICHIG	34-27	27 / 20	8 / 12	19 / 8	0 / 0	38-140 / 36-167	35-41-0 / 15-24-1	407 / 192	79-547 / 60-359	37 / 69	0 / 1
Toledo	34-37	22 / 23	6 / 16	13 / 6	3 / 1	35-168 / 57-366	21-37-0 / 9-18-0	286 / 138	72-454 / 75-504	36 / 83	1 / 2
BUFFALO	14-43	6 / 26	0 / 15	5 / 10	1 / 1	17-25 / 62-252	14-25-1 / 15-23-0	185 / 208	42-210 / 85-460	39 / 41	1 / 0
Akron	42-14	25 / 14	15 / 3	10 / 11	0 / 0	42-252 / 23-54	20-25-0 / 20-33-1	246 / 288	67-498 / 56-342	8 / 119	0 / 1
Northern Illinois	45-17	24 / 21	10 / 13	10 / 7	4 / 1	30-193 / 48-238	20-24-0 / 12-26-3	235 / 99	54-428 / 74-337	130 / 0	1 / 4
KENT STATE	26-34	23 / 25	6 / 14	15 / 8	2 / 3	33-123 / 51-253	29-37-2 / 17-23-0	386 / 197	70-509 / 74-450	45 / 149	2 / 1
Pittsburgh	30-34	27 / 22	9 / 5	16 / 16	2 / 1	36-127 / 29-96	28-51-1 / 27-39-0	311 / 361	87-438 / 68-457	19 / 48	1 / 1
Totals	37-39	28 / 28	91 / 13	16 / 13	26 / 17	418-159 / 542-252	313-465-1 / 241-380-1	368 / 307	883-527 / 922-559	595 / 817	17 / 21

Opponent	3rd Down	4th Down	Time of	TOP	Avg	Avg	Avg	Punting	Penalties	Sacks
	Conversions	Conversions	Possession	Margin	Yds/Rush	Yds/Pass	Yds/Play	Number-Avg	Number-Yards	Sacks
Coastal Carolina	5-11 / 6-16	1-1 / 3-3	27:07 / 32:53	-5:46	2.9 / 2.5	8.5 / 7.1	5.1 / 5.2	3-48.3 / 1-12.0	5-32 / 9-79	1 / 1
Kentucky	6-14 / 9-14	1-2 / 0-0	26:59 / 33:01	-6:02	2.2 / 6.1	6.4 / 6.2	5.1 / 6.1	4-43.5 / 3-43.3	5-46 / 7-84	2 / 2
Illinois	3-13 / 7-17	1-1 / 1-1	31:47 / 28:13	3:34	4.1 / 4.2	8.8 / 8.0	6.3 / 6.0	8-36.9 / 7-48.3	2-20 / 9-80	6 / 1
CENTRAL CONNEC	4-14 / 4-10	3-4 / 0-1	29:19 / 30:41	-1:22	3.2 / 3.3	7.2 / 10.5	5.5 / 6.1	4-36.0 / 5-28.4	4-60 / 4-35	2 / 0
Central Michigan	2-11 / 5-13	0-4 / 2-2	27:48 / 32:12	-4:24	2.2 / 6.8	5.7 / 11.6	4.3 / 8.5	4-38.2 / 2-49.5	5-57 / 10-10	0 / 5
BALL STATE	3-13 / 7-14	1-2 / 1-1	28:12 / 31:48	-3:36	2.7 / 4.2	7.9 / 8.0	5.4 / 5.7	4-47.0 / 5-37.6	9-55 / 7-75	2 / 3
WESTERN MICHIG	9-16 / 7-11	1-1 / 0-0	34:02 / 25:58	8:04	3.7 / 4.6	9.9 / 8.0	6.9 / 6.0	2-50.0 / 4-43.2	4-33 / 2-25	0 / 3
Toledo	6-15 / 11-18	1-2 / 1-2	26:03 / 33:57	-7:54	4.8 / 6.4	7.7 / 7.7	6.3 / 6.7	4-41.2 / 4-41.5	5-52 / 8-84	0 / 0
BUFFALO	2-11 / 7-16	1-3 / 4-5	17:36 / 42:24	-2:48	1.5 / 4.1	7.4 / 9.0	5.0 / 5.4	4-47.2 / 3-42.3	3-8 / 2-25	1 / 5
Akron	8-12 / 2-11	1-2 / 2-4	33:45 / 26:15	7:30	6.0 / 2.3	9.8 / 8.7	7.4 / 6.1	2-51.5 / 5-27.4	1-15 / 4-35	3 / 0
Northern Illinois	4-7 / 6-16	0-0 / 1-1	24:17 / 35:43	-11:26	6.4 / 5.0	9.8 / 3.8	7.9 / 4.6	2-53.0 / 4-41.0	4-45 / 7-63	1 / 0
KENT STATE	6-13 / 5-13	1-2 / 0-0	29:59 / 30:01	-0:02	3.7 / 5.0	10.4 / 8.6	7.3 / 6.1	4-45.5 / 4-43.2	9-68 / 4-36	2 / 1
Pittsburgh	9-18 / 6-14	0-1 / 0-0	34:09 / 25:51	8:18	3.5 / 3.3	6.1 / 9.3	5.0 / 6.7	5-49.2 / 5-44.8	3-40 / 4-36	2 / 2
Totals	67-16 / 82-18	12-25 / 15-20	371:03 / 408:57	-37:54	3.8 / 4.7	7.9 / 8.1	6.0 / 6.1	50-43.8 / 52-39.9	59-53 / 77-76	22 / 23

Note: Game totals are displayed in the format TEAM/OPPONENT for each category





20-YARD PLUS PLAYS

Yd	Type	Player(s)	Opponent
80*	Pass	SEXTON, Mathew from GLASS, Mike	Buffalo
54*	Pass	SEXTON, Mathew from GLASS, Mike	Illinois
54	Pass	JACKSON, Arthur from GLASS, Mike	Kent State
50*	Pass	WILLIAMS, Quian from GLASS, Mike	Pittsburgh
48*	Pass	JACKSON, Arthur from GLASS, Mike	Central Connecticut
48	INT	HOYING, Brody	Northern Illinois
47	Rush	GRISSOM, Jairus	Illinois
44	Rush	GLASS, Mike	Akron
41	Pass	SEXTON, Mathew from GLASS, Mike	Ball State
41	Pass	WILLIAMS, Quian from GLASS, Mike	Toledo
41	Pass	SEXTON, Mathew from GLASS, Mike	Akron
40	INT	HOYING, Brody	Northern Illinois
39	Pass	OAKES, Gunnar from GLASS, Mike	Toledo
38	KR	DRUMMOND, Dylan	Central Connecticut
38	Pass	WILLIAMS, Quian from HUTCHINSON, P.	Buffalo
38	Pass	JACKSON, Arthur from GLASS, Mike	Kentucky
37	Pass	JACKSON, Arthur from HUTCHINSON, P.	Western Michigan
36*	Pass	JACKSON, Arthur from GLASS, Mike	Northern Illinois
36*	Pass	LATU, Line from GLASS, Mike	Northern Illinois
35	Rush	VANN, Shaq	Western Michigan
35	Pass	BEYDOUN, Hassan from GLASS, Mike	Pittsburgh
34*	Pass	SEXTON, Mathew from HUTCHINSON, P.	Western Michigan
34	Pass	BEYDOUN, Hassan from GRISSOM, Jairus	Western Michigan
32*	Pass	WILLIAMS, Quian from GLASS, Mike	Coastal Carolina
32	Pass	DAUGHERTY, Eddie from HUTCHINSON, P.	Buffalo
31*	Pass	JACKSON, Arthur from GLASS, Mike	Illinois
30*	Rush	VANN, Shaq	Kent State
30	Pass	WILLIAMS, Quian from GLASS, Mike	Northern Illinois
30*	Pass	LATU, Line from GLASS, Mike	Kent State
29*	Pass	WILLIAMS, Quian from HUTCHINSON, P.	Western Michigan
29	PR	DRUMMOND, Dylan	Ball State
28	Pass	BEYDOUN, Hassan from GLASS, Mike	Ball State
27	Pass	DRUMMOND, Dylan from GLASS, Mike	Kentucky
27	Pass	JACKSON, Arthur from GLASS, Mike	Kent State
27	Pass	SEXTON, Mathew from GLASS, Mike	Central Michigan
26	Pass	LATU, Line from GLASS, Mike	Toledo
26*	Pass	LATU, Line from GLASS, Mike	Kentucky
26*	Pass	JACKSON, Arthur from GLASS, Mike	Illinois
26	Rush	GRISSOM, Jairus	Northern Illinois
26	Pass	BEYDOUN, Hassan from GLASS, Mike	Akron
26*	Rush	VANN, Shaq	Toledo
25*	Pass	WILLIAMS, Quian from GLASS, Mike	Central Connecticut
25	Pass	LATU, Line from GLASS, Mike	Central Michigan
25	INT	CALHOUN, Vince	Northern Illinois
24*	Pass	JACKSON, Arthur from GLASS, Mike	Toledo
24	Rush	GLASS, Mike	Pittsburgh
24	KR	DRUMMOND, Dylan	Buffalo
24	Rush	VANN, Shaq	Northern Illinois
24	Pass	JACKSON, Arthur from GLASS, Mike	Kent State
24	Pass	JACKSON, Arthur from GLASS, Mike	Kent State
24	Pass	CANNON, Bryson from GLASS, Mike	Illinois
24	Pass	SEXTON, Mathew from GLASS, Mike	Toledo
24	Pass	SEXTON, Mathew from GLASS, Mike	Akron
24	Pass	JACKSON, Arthur from GLASS, Mike	Ball State
23	Rush	GRISSOM, Jairus	Central Michigan
23	Pass	LATU, Line from GLASS, Mike	Kent State
23	KR	DRUMMOND, Dylan	Ball State
23	Pass	DRUMMOND, Dylan from GLASS, Mike	Illinois
23	Pass	JACKSON, Arthur from GLASS, Mike	Illinois
23	Pass	DRUMMOND, Dylan from GLASS, Mike	Ball State
22*	Pass	JACKSON, Arthur from GLASS, Mike	Northern Illinois
22	Pass	KEMP, Bryce from GLASS, Mike	Ball State
22	Rush	PARKER, Willie	Central Connecticut
22	Pass	SEXTON, Mathew from GLASS, Mike	Kentucky
22	Rush	VANN, Shaq	Toledo
21	KR	DRUMMOND, Dylan	Western Michigan
21	KR	DRUMMOND, Dylan	Kent State
21	Pass	JACKSON, Arthur from GLASS, Mike	Toledo
21	Pass	JACKSON, Arthur from GLASS, Mike	Toledo
21*	Pass	WILLIAMS, Quian from GLASS, Mike	Central Connecticut
21*	Pass	BEYDOUN, Hassan from GLASS, Mike	Central Connecticut
20	Pass	DRUMMOND, Dylan from GLASS, Mike	Kent State
20	Pass	SEXTON, Mathew from GLASS, Mike	Coastal Carolina
20	Pass	LATU, Line from HUTCHINSON, P.	Western Michigan
20	Pass	CANNON, Bryson from GLASS, Mike	Akron

* touchdown scored on play

LONG PLAYS BY THE NUMBERS

Long Plays By Ya	No.	TD
100+	0	0
90-99	0	0
80-89	1	1
70-79	0	0
60-69	0	0
50-59	3	2
40-49	8	1
30-39	17	7
20-29	46	9

Long Plays By Ty	No.	TD
Rushing	11	2
Passing	55	18
Punt returns	1	0
Kick returns	5	0
Interceptions	3	0
Fumble returns	0	0
Other	0	0
TOTAL	75	20

20-YARD PLUS BY PLAYER

Player	No.	TD	R	P	KR	PR	IR	FR
JACKSON, Arthur	16	6	0	16	0	0	0	0
SEXTON, Mathew	10	3	0	10	0	0	0	0
DRUMMOND, Dylan	10	0	0	4	5	1	0	0
WILLIAMS, Quian	8	5	0	8	0	0	0	0
LATU, Line	7	3	0	7	0	0	0	0
VANN, Shaq	5	2	5	0	0	0	0	0
BEYDOUN, Hassan	5	1	0	5	0	0	0	0
GRISSOM, Jairus	3	0	3	0	0	0	0	0
HOYING, Brody	2	0	0	0	0	0	2	0
CANNON, Bryson	2	0	0	2	0	0	0	0
GLASS, Mike	2	0	2	0	0	0	0	0
DAUGHERTY, Eddie	1	0	0	1	0	0	0	0
CALHOUN, Vince	1	0	0	0	0	0	1	0
OAKES, Gunnar	1	0	0	1	0	0	0	0
KEMP, Bryce	1	0	0	1	0	0	0	0
PARKER, Willie	1	0	1	0	0	0	0	0
TOTAL	75	20	11	55	5	1	3	0

LONGEST PLAYS OF THE YEAR

Rushing

47 GRISSOM, Jairus vs Illinois (9/14/2019)

Rushing Touchdown

30 VANN, Shaq vs Kent State (11/29/2019)

Passing

80 SEXTON, Mathew from GLASS, Mike vs Buffalo (11/2/2019)

Passing Touchdown

80 SEXTON, Mathew from GLASS, Mike vs Buffalo (11/2/2019)

Punt Return

29 DRUMMOND, Dylan vs Ball State (10/12/2019)

Kick Return

38 DRUMMOND, Dylan vs Central Connecticut (9/21/2019)

Interception Return

48 HOYING, Brody vs Northern Illinois (11/19/2019)

Fumble Return

19 BELTRAM, Kobie vs Ball State (10/12/2019)

Punt

66 JULIEN, Jake vs Akron (11/12/2019)

Field Goal

52 RYLAND, Chad vs Ball State (10/12/2019)

52 RYLAND, Chad vs Illinois (9/14/2019)





2020 EMU GAME NOTES

3rd-Down Conversions

Date	Opponent	Score	Overall	1st Qtr	2nd Qtr	3rd Qtr	4th Qtr	Overtime
Aug 31, 201	at Coastal Carolina	30-23	5-11 45.5	1-2 50.0	1-3 33.3	1-2 50.0	2-4 50.0	
Sep 07, 201	at Kentucky	L 17-38	6-14 42.9	0-3 0.0	2-3 66.7	1-2 50.0	3-6 50.0	
Sep 14, 201	at Illinois	34-31	3-13 23.1	2-4 50.0	0-3 0.0	0-3 0.0	1-3 33.3	
Sep 21, 201	CENTRAL CONNECTICUT	34-29	4-14 28.6	1-1 100.0	2-5 40.0	1-4 25.0	0-4 0.0	
Oct 05, 201	at Central Michigan	L 16-42	2-11 18.2	1-3 33.3	1-4 25.0	0-2 0.0	0-2 0.0	
Oct 12, 201	BALL STATE	L 23-29	3-13 23.1	0-3 0.0	2-4 50.0	1-3 33.3	0-3 0.0	
Oct 19, 201	WESTERN MICHIGAN	34-27	9-16 56.2	2-3 66.7	2-4 50.0	2-4 50.0	3-5 60.0	
Oct 26, 201	at Toledo	L 34-37	6-15 40.0	1-4 25.0	0-2 0.0	2-3 66.7	3-5 60.0	0-1 0.0
Nov 02, 201	BUFFALO	L 14-43	2-11 18.2	1-3 33.3	0-3 0.0	0-2 0.0	1-3 33.3	
Nov 12, 201	at Akron	42-14	8-12 66.7	1-2 50.0	4-4 100.0	2-4 50.0	1-2 50.0	
Nov 19, 201	at Northern Illinois	45-17	4-7 57.1	1-2 50.0	1-2 50.0	1-2 50.0	1-1 100.0	
Nov 29, 201	KENT STATE	L 26-34	6-13 46.2	1-3 33.3	3-4 75.0	2-5 40.0	0-1 0.0	
Dec 26, 201	vs Pittsburgh	L 30-34	9-18 50.0	3-5 60.0	1-3 33.3	1-3 33.3	4-7 57.1	
Eastern Michigan			67-16 39.9	15-38 39.5	19-44 43.2	14-39 35.9	19-46 41.3	0-1 0.0
Opponents			82-18 44.8	26-43 60.5	17-46 37.0	16-39 41.0	22-54 40.7	1-1 100.0

4th-Down Conversions

Date	Opponent	Score	Overall	1st Qtr	2nd Qtr	3rd Qtr	4th Qtr	Overtime
Aug 31, 201	at Coastal Carolina	30-23	1-1 100.0	0-0 0.0	1-1 100.0	0-0 0.0	0-0 0.0	
Sep 07, 201	at Kentucky	L 17-38	1-2 50.0	0-0 0.0	0-0 0.0	0-0 0.0	1-2 50.0	
Sep 14, 201	at Illinois	34-31	1-1 100.0	0-0 0.0	0-0 0.0	0-0 0.0	1-1 100.0	
Sep 21, 201	CENTRAL CONNECTICUT	34-29	3-4 75.0	0-0 0.0	2-2 100.0	0-0 0.0	1-2 50.0	
Oct 05, 201	at Central Michigan	L 16-42	0-4 0.0	0-1 0.0	0-0 0.0	0-1 0.0	0-2 0.0	
Oct 12, 201	BALL STATE	L 23-29	1-2 50.0	1-1 100.0	0-0 0.0	0-0 0.0	0-1 0.0	
Oct 19, 201	WESTERN MICHIGAN	34-27	1-1 100.0	0-0 0.0	1-1 100.0	0-0 0.0	0-0 0.0	
Oct 26, 201	at Toledo	L 34-37	1-2 50.0	0-0 0.0	0-0 0.0	0-1 0.0	1-1 100.0	0-0 0.0
Nov 02, 201	BUFFALO	L 14-43	1-3 33.3	0-0 0.0	0-1 0.0	0-1 0.0	1-1 100.0	
Nov 12, 201	at Akron	42-14	1-2 50.0	0-1 0.0	0-0 0.0	1-1 100.0	0-0 0.0	
Nov 19, 201	at Northern Illinois	45-17	0-0 0.0	0-0 0.0	0-0 0.0	0-0 0.0	0-0 0.0	
Nov 29, 201	KENT STATE	L 26-34	1-2 50.0	0-0 0.0	0-0 0.0	1-2 50.0	0-0 0.0	
Dec 26, 201	vs Pittsburgh	L 30-34	0-1 0.0	0-0 0.0	0-0 0.0	0-0 0.0	0-1 0.0	
Eastern Michigan			12-25 48.0	1-3 33.3	4-5 80.0	2-6 33.3	5-11 45.5	0-0 0.0

Eastern Michigan Inside Opponent Red-Zone

Date	Opponent	Score	Times In RZ			Total			Rush			Pass			FGs			Failed to score inside RZ					
			In RZ	Score	Pts	TDs	TDs	TDs	TDs	TDs	TDs	TDs	TDs	TDs	FGA	Dow	Int	Fum	Half	Gam			
Aug 31, 201	at Coastal Carolina	30-23	5	4	23	3	1	2	1	0	1	1	0	0	0	0	0	1	0	0			
Sep 07, 201	at Kentucky	L 17-38	3	2	10	1	0	1	1	0	1	1	0	0	0	0	0	0	1	0			
Sep 14, 201	at Illinois	34-31	2	2	11	1	1	0	1	0	1	0	0	0	0	0	0	0	0	0			
Sep 21, 201	CENTRAL CONNECTICUT	34-29	2	1	7	1	0	1	0	1	0	0	0	0	1	0	0	0	0	0			
Oct 05, 201	at Central Michigan	L 16-42	3	2	13	2	1	1	1	0	0	0	0	0	0	1	0	0	0	0			
Oct 12, 201	BALL STATE	L 23-29	5	3	20	3	2	1	0	0	0	0	0	0	0	0	1	1	0	0			
Oct 19, 201	WESTERN MICHIGAN	34-27	5	4	20	2	1	1	2	1	0	0	0	0	1	0	0	0	0	0			
Oct 26, 201	at Toledo	L 34-37	5	4	20	2	2	0	2	1	0	0	0	0	1	0	0	0	0	0			
Nov 02, 201	BUFFALO	L 14-43	2	1	7	1	1	0	0	0	0	0	0	0	0	1	0	0	0	0			
Nov 12, 201	at Akron	42-14	6	6	42	6	6	0	0	0	0	0	0	0	0	0	0	0	0	0			
Nov 19, 201	at Northern Illinois	45-17	4	4	24	3	3	0	1	0	0	0	0	0	0	0	0	0	0	0			
Nov 29, 201	KENT STATE	L 26-34	3	2	13	2	0	2	0	0	2	0	0	0	1	0	0	0	0	0			
Dec 26, 201	vs Pittsburgh	L 30-34	4	3	17	2	1	1	1	0	1	1	0	0	0	0	0	0	1	0			
Totals			49	38	227	29	19	10	9	4	2	1	2	2	0								

38 of 49 (77.6%)

Opponents Inside Eastern Michigan Red-Zone

Date	Opponent	Score	Times In RZ			Total			Rush			Pass			FGs			Failed to score inside RZ					
			In RZ	Score	Pts	TDs	TDs	TDs	TDs	TDs	TDs	TDs	TDs	TDs	FGA	Dow	Int	Fum	Half	Gam			
Aug 31, 201	at Coastal Carolina	30-23	3	2	10	1	0	1	1	0	1	1	0	0	1	0	0	0	0	0			
Sep 07, 201	at Kentucky	L 17-38	5	4	24	3	2	1	1	0	1	1	0	0	0	0	0	1	0	0			
Sep 14, 201	at Illinois	34-31	2	2	14	2	1	1	0	0	0	0	0	0	0	0	0	0	0	0			
Sep 21, 201	CENTRAL CONNECTICUT	34-29	3	3	22	3	3	0	0	0	0	0	0	0	0	0	0	0	0	0			
Oct 05, 201	at Central Michigan	L 16-42	3	2	14	2	2	0	0	0	0	0	0	0	0	0	0	1	0	0			
Oct 12, 201	BALL STATE	L 23-29	3	2	15	2	2	0	0	0	0	0	0	0	1	0	0	0	0	0			
Oct 19, 201	WESTERN MICHIGAN	34-27	4	4	27	4	3	1	0	0	0	0	0	0	0	0	0	0	0	0			
Oct 26, 201	at Toledo	L 34-37	6	5	30	4	2	2	1	0	0	0	0	0	0	0	0	1	0	0			
Nov 02, 201	BUFFALO	L 14-43	7	6	41	6	5	1	0	0	0	0	0	0	0	1	0	0	0	0			
Nov 12, 201	at Akron	42-14	2	1	7	1	0	1	0	0	0	0	0	0	0	1	0	0	0	0			
Nov 19, 201	at Northern Illinois	45-17	3	3	17	2	1	1	1	0	0	0	0	0	0	0	0	0	0	0			
Nov 29, 201	KENT STATE	L 26-34	4	4	24	3	3	0	1	0	0	0	0	0	0	0	0	0	0	0			
Dec 26, 201	vs Pittsburgh	L 30-34	2	2	14	2	1	1	0	0	0	0	0	0	0	0	0	0	0	0			



**INDIVIDUAL GAME HIGHS**

Rushes	28	VANN, Shaq at Akron (Nov 12, 2019)
Yards Rushing	142	VANN, Shaq at Akron (Nov 12, 2019)
TD Rushes	4	VANN, Shaq at Akron (Nov 12, 2019)
Long Rush	47	GRISSOM, Jairus at Illinois (Sep 14, 2019)
Pass attempts	53	GLASS, Mike at Kentucky (Sep 07, 2019)
Pass completions	34	GLASS, Mike at Kentucky (Sep 07, 2019)
Yards Passing	386	GLASS, Mike vs Kent State (Nov 29, 2019)
TD Passes	4	GLASS, Mike vs Central Connecticut (Sep 21, 2019)
Long Pass	80	GLASS, Mike vs Buffalo (Nov 02, 2019)
Receptions	9	WILLIAMS, Quian at Toledo (Oct 26, 2019)
		LATU, Line vs Kent State (Nov 29, 2019)
Yards Receiving	129	JACKSON, Arthur vs Kent State (Nov 29, 2019)
TD Receptions	2	DRUMMOND, Dylan at Coastal Carolina (Aug 31, 2019)
		JACKSON, Arthur at Illinois (Sep 14, 2019)
		WILLIAMS, Quian vs Central Connecticut (Sep 21, 2019)
		JACKSON, Arthur at Northern Illinois (Nov 19, 2019)
Long Reception	80	SEXTON, Mathew vs Buffalo (Nov 02, 2019)
Field Goals	2	RYLAND, Chad at Illinois (Sep 14, 2019)
		RYLAND, Chad vs Western Michigan (Oct 19, 2019)
		RYLAND, Chad at Toledo (Oct 26, 2019)
Long Field Goal	52	RYLAND, Chad at Illinois (Sep 14, 2019)
		RYLAND, Chad vs Ball State (Oct 12, 2019)
Punts	8	JULIEN, Jake at Illinois (Sep 14, 2019)
Punting Avg	53.0	JULIEN, Jake at Northern Illinois (Nov 19, 2019)
Long Punt	66	JULIEN, Jake at Akron (Nov 12, 2019)
Punts inside 20	3	JULIEN, Jake vs Kent State (Nov 29, 2019)
Long Punt Return	30	SEXTON, Mathew vs Central Connecticut (Sep 21, 2019)
Long Kickoff Return	38	DRUMMOND, Dylan vs Central Connecticut (Sep 21, 2019)
Tackles	15	CALHOUN, Vince at Illinois (Sep 14, 2019)
Sacks	2.0	RUSH, Turan vs Ball State (Oct 12, 2019)
Tackles For Loss	2.5	BELTRAM, Kobie at Akron (Nov 12, 2019)
		MYRICK, Terry vs Kent State (Nov 29, 2019)
Interceptions	2	HOYING, Brody at Northern Illinois (Nov 19, 2019)

TEAM GAME HIGHS

Rushes	42	at Akron (Nov 12, 2019)
Yards Rushing	252	at Akron (Nov 12, 2019)
Yards Per Rush	6.4	at Northern Illinois (Nov 19, 2019)
TD Rushes	6	at Akron (Nov 12, 2019)
Pass attempts	53	at Kentucky (Sep 07, 2019)
Pass completions	35	vs Western Michigan (Oct 19, 2019)
Yards Passing	407	vs Western Michigan (Oct 19, 2019)
Yards Per Pass	10.4	vs Kent State (Nov 29, 2019)
TD Passes	4	vs Central Connecticut (Sep 21, 2019)
Total Plays	79	vs Western Michigan (Oct 19, 2019)
Total Offense	547	vs Western Michigan (Oct 19, 2019)
Yards Per Play	7.9	at Northern Illinois (Nov 19, 2019)
Points	45	at Northern Illinois (Nov 19, 2019)
Sacks By	6	at Illinois (Sep 14, 2019)
First Downs	27	vs Western Michigan (Oct 19, 2019)
Penalties	9	vs Ball State (Oct 12, 2019)
		vs Kent State (Nov 29, 2019)
Penalty Yards	68	vs Kent State (Nov 29, 2019)
Turnovers	4	vs Ball State (Oct 12, 2019)
Interceptions By	4	at Coastal Carolina (Aug 31, 2019)
Punts	8	at Illinois (Sep 14, 2019)
Punting Avg	53.0	at Northern Illinois (Nov 19, 2019)
Long Punt	66	at Akron (Nov 12, 2019)
Punts inside 20	3	vs Kent State (Nov 29, 2019)
Long Punt Return	30	vs Central Connecticut (Sep 21, 2019)

OPPONENT INDIVIDUAL GAME HIGHS

Rushes	33	PATTERSON, Jare, vs Buffalo (Nov 02, 2019)
Yards Rushing	259	KOBACK, Bryant, at Toledo (Oct 26, 2019)
TD Rushes	3	BELLAMY, L., vs Western Michigan (Oct 19, 2019)
Long Rush	86	WARD, Jonathan, at Central Michigan (Oct 05, 2019)
Pass attempts	43	Payton, F., at Coastal Carolina (Aug 31, 2019)
Pass completions	29	Payton, F., at Coastal Carolina (Aug 31, 2019)
Yards Passing	304	Payton, F., at Coastal Carolina (Aug 31, 2019)
TD Passes	2	Accomplished seven times
Long Pass	87	NELSON, KATO, at Akron (Nov 12, 2019)
Receptions	11	HALL, Justin, vs Ball State (Oct 12, 2019)
Yards Receiving	121	KNIGHT, J., at Akron (Nov 12, 2019)
TD Receptions	1	Accomplished 18 times
Long Reception	87	SCIPPIO, T., at Akron (Nov 12, 2019)
Field Goals	3	Biscardi, M., at Coastal Carolina (Aug 31, 2019)
Long Field Goal	57	McCourt, James, at Illinois (Sep 14, 2019)
Punts	7	Hayes, Blake, at Illinois (Sep 14, 2019)
Punting Avg	49.5	BUELL, Brady, at Central Michigan (Oct 05, 2019)
Long Punt	59	BUELL, Brady, at Central Michigan (Oct 05, 2019)
Punts inside 20	3	Max Duffy, at Kentucky (Sep 07, 2019)
Long Punt Return	30	Tyler, Ky'Jon, at Coastal Carolina (Aug 31, 2019)
Long Kickoff Return	96	PARKER, Jamal, vs Kent State (Nov 29, 2019)
Tackles	18	HAYWARD, T., vs Western Michigan (Oct 19, 2019)
Sacks	1.5	WOODS, Tyrece, vs Buffalo (Nov 02, 2019)
Tackles For Loss	3.0	BROWN, Troy, at Central Michigan (Oct 05, 2019)
Interceptions	2	SHERALD JR., K., vs Kent State (Nov 29, 2019)

OPPONENT TEAM GAME HIGHS

Rushes	62	vs Buffalo (Nov 02, 2019)
Yards Rushing	366	at Toledo (Oct 26, 2019)
Yards Per Rush	6.8	at Central Michigan (Oct 05, 2019)
TD Rushes	5	vs Buffalo (Nov 02, 2019)
Pass attempts	43	at Coastal Carolina (Aug 31, 2019)
Pass completions	29	at Coastal Carolina (Aug 31, 2019)
Yards Passing	304	at Coastal Carolina (Aug 31, 2019)
Yards Per Pass	11.6	at Central Michigan (Oct 05, 2019)
TD Passes	2	at Coastal Carolina (Aug 31, 2019)
		at Kentucky (Sep 07, 2019)
		at Illinois (Sep 14, 2019)
		at Central Michigan (Oct 05, 2019)
		vs Ball State (Oct 12, 2019)
		at Toledo (Oct 26, 2019)
		at Akron (Nov 12, 2019)
		vs Buffalo (Nov 02, 2019)
Total Plays	85	at Central Michigan (Oct 05, 2019)
Total Offense	587	at Central Michigan (Oct 05, 2019)
Yards Per Play	8.5	at Central Michigan (Oct 05, 2019)
Points	43	vs Buffalo (Nov 02, 2019)
Sacks By	5	at Central Michigan (Oct 05, 2019)
		vs Buffalo (Nov 02, 2019)
First Downs	26	at Kentucky (Sep 07, 2019)
		vs Buffalo (Nov 02, 2019)
Penalties	10	at Central Michigan (Oct 05, 2019)
Penalty Yards	103	at Central Michigan (Oct 05, 2019)
Turnovers	4	at Coastal Carolina (Aug 31, 2019)
		at Northern Illinois (Nov 19, 2019)
Interceptions By	3	vs Ball State (Oct 12, 2019)
Punts	7	at Illinois (Sep 14, 2019)
Punting Avg	49.5	at Central Michigan (Oct 05, 2019)
Long Punt	59	at Central Michigan (Oct 05, 2019)
Punts inside 20	3	at Kentucky (Sep 07, 2019)
Long Punt Return	30	at Coastal Carolina (Aug 31, 2019)





Career Bests

PASSING

1 - Jarius Grissom

Pass attempts: 5, vs. Western Michigan, Oct. 19, 2019
 Pass completions: 4, vs. Western Michigan, Oct. 19, 2019
 Pass yards: 50, vs. Western Michigan, Oct. 19, 2019
 Long pass: 34, vs. Western Michigan, Oct. 19, 2019
 Total offense attempts: 9, vs. Western Michigan, Oct. 19, 2019 (4 rush, 5 pass)
 Total offense yards: 67, vs. Western Michigan, Oct. 19, 2019 (17 rush, 50 pass)

7 - Isaac Stiebling

Pass attempts: 16, Bowling Green, Nov. 21, 2017
 Pass completions: 8, Bowling Green, Nov. 21, 2017
 Pass yards: 49, Bowling Green, Nov. 21, 2017
 Long pass: 10, Bowling Green, Nov. 21, 2017
 Total offense attempts: 59, Bowling Green, Nov. 21, 2017 (43 rush, 16 pass)
 Total offense yards: 97, Bowling Green, Nov. 21, 2017 (48 rush, 49 pass)

10 - Preston Hutchinson

Pass attempts: 36, vs. Western Michigan, Oct. 19, 2019
 Pass completions: 31, vs. Western Michigan, Oct. 19, 2019
 Pass yards: 357, vs. Western Michigan, Oct. 19, 2019
 Touchdown passes: 3, vs. Western Michigan, Oct. 19, 2019
 Long pass: 37, vs. Western Michigan, Oct. 19, 2019
 Total offense attempts: 49, vs. Western Michigan, Oct. 19, 2019 (9 rush, 357 pass)
 Total offense yards: 366, vs. Western Michigan, Oct. 19, 2019 (9 rush, 357 pass)

RUSHING

1 - Jarius Grissom

Rush attempts: 4, twice
 Rush yards: 52, at Illinois, Sept. 14, 2010
 Rush TDs: 1, vs. Monmouth, Aug. 31, 2018
 Long rush: 52, at Illinois, Sept. 14, 2010

10 - Preston Hutchinson

Rush attempts: 13, vs. WMU (Oct. 19, 2019)
 Rush yards: 9, vs. WMU (Oct. 19, 2019)
 Rush TDs: 1, twice
 Long rush: 6, vs. WMU (Oct. 19, 2019)

22 - Karmi Mackey

Rush attempts: 3, at Kent St., Nov. 23, 2018
 Rush yards: 12, vs. Akron, Nov. 10, 2018
 Long rush: 12, vs. Akron, Nov. 10, 2018

27 - Darius Boone Jr.

Rush attempts: 2, at Akron, Nov. 11, 2019
 Rush yards: 5, at Akron, Nov. 11, 2019
 Long rush: 4, at Akron, Nov. 11, 2019

RECEIVING

1 - Jarius Grissom

Receptions: 2, vs. Ball St., Oct. 12, 2019
 Receiving Yards: 17, vs. Ball St., Oct. 12, 2019
 Receiving TDs: 1, vs. Ball St., Oct. 12, 2019
 Long Reception: 15, vs. Ball St., Oct. 12, 2019

4 - Hassan Beydoun

Receptions: 9, vs. Pittsburgh, Dec. 26, 2019
 Receiving yards: 113, vs. Pittsburgh, Dec. 26, 2019
 Receiving TDs: 1, vs. Central Conn., Sept. 21, 2019
 Long reception: 35, vs. Pittsburgh, Dec. 26, 2019

22 - Karmi Mackey

Receptions: 1, vs. Georgia Southern, Dec. 15, 2018
 Receiving yards: 5, vs. Georgia Southern, Dec. 15, 2018
 Long reception: 5, vs. Georgia Southern, Dec. 15, 2018

80 - Dylan Drummond

Receptions: 8, vs. WMU, Oct. 19, 2019
 Receiving yards: 72, vs. Ball St., Oct. 12, 2019
 Receiving TDs: 2, at Coastal Carolina, Aug. 31, 2019
 Long reception: 27, twice

81 - Quian Williams

Receptions: 9, at Toledo, Oct. 26, 2019
 Receiving yards: 115, vs. Central Conn., Sept. 21, 2019
 Receiving TDs: 2, vs. Central Conn., Sept. 21, 2019
 Long reception: 50, vs. Pittsburgh, Dec. 26, 2019

82 - Gunnar Oakes

Receptions: 4, at Purdue, Sept. 8, 2018
 Receiving yards: 48, at Toledo, Oct. 26, 2019
 Receiving TDs: 1, at WMU, Oct. 6, 2018
 Long reception: 42, vs. Toledo, Oct. 13, 2018

85 - Thomas Odukoya

Receptions: 1, twice
 Receiving yards: 10, at CMU, Oct. 5, 2019
 Long reception: 10, at CMU, Oct. 5, 2019

86 - Bryson Cannon

Receptions: 4, at Illinois, Sept. 14, 2019
 Receiving yards: 60, at Illinois, Sept. 14, 2019
 Receiving TDs: 1, twice
 Long reception: 24, at Illinois, Sept. 14, 2019

DEFENSE

3 - Timarcus Simpson

Tackles: 1, vs. Monmouth, Aug. 31, 2018

5 - Korey Hernandez

Tackles: 4, vs. Buffalo, Nov. 2, 2019
 TFLs: 1.0, at Coastal Carolina, Aug. 31, 2019
 Interception: 1, at Illinois, Sept. 14, 2019

6 - Alvinoski LaFleur

Tackles: 3, three times
 TFLs: 0.5, at Kentucky, Sept. 7, 2019
 Interception: 1, at Central Michigan, Oct. 5, 2019
 Sacks: 0.5, at Kentucky, Sept. 7, 2019

7 - Freddie McGee

Tackles: 5, three times
 Interception: 1, vs. Northern Illinois, Sept. 29, 2018
 TFL: 0.5, at Coastal Carolina, Aug. 31, 2019
 Fumble Recovery: 1, vs. Akron, Nov. 1, 2018

9 - Carthell Flowers

Tackles: 5, vs. Monmouth, Aug. 31, 2018

10 - Tariq Speights

Tackles: 2, three times

12 - Jeff Hubbard

Tackles: 4, at Coastal Carolina, Aug. 31, 2019
 Interception: 1, twice
 TFLs: 0.5, at Illinois, Sept. 14, 2019

13 - Russell Vaden

Tackles: 2, at Coastal Carolina, Aug. 31, 2019
 TFL: 1.0, at NIU, Nov. 19, 2019

15 - Jerodd Vines

Tackles: 5, at NIU, Nov. 19, 2019
 TFLs: 1.0, vs. Ball State, Oct. 12, 2019
 QB Hurries: 1, at Illinois, Sept. 14, 2019

21 - Robert Daniel

Tackles: 1, vs. Ball State, Oct. 12, 2019

23 - Blake Bogan

Tackles: 7, twice
 TFLs: 0.5, vs. Kent State, Nov. 29, 2019
 Fumbles Forced: 1, vs. Kent State, Nov. 29, 2019
 Fumbles Recovered: 1, vs. Kent State, Nov. 29, 2019
 Interception: 1, twice

29 - Kempton Shine

Tackles: 4, vs. Central Conn., Sept. 21, 2019

32 - Terry Myrick

Tackles: 11, twice
 Sacks: 1.0, three times
 TFL: 2.5, vs. Kent State, Nov. 29, 2019
 Fumbles Forced: 1, at Kentucky, Sept. 7, 2019

51 - Aaron Hamilton

Tackles: 4, at Toledo, Oct. 26, 2019

53 - Matthew Bushman

Tackles: 3, at Coastal Carolina, Aug. 31, 2019

57 - Michael Smith Jr.

Tackles: 5, vs. Kent State, Nov. 29, 2019

58 - Carter Stagner

Tackles: 1, at NIU, Nov. 19, 2019

91 - Clay Holford

Tackles: 6, vs. Army, Oct. 27, 2018
 TFL: 1.0, vs. NIU, Nov. 16, 2016
 Interceptions: 1, at Coastal Carolina, Aug. 31, 2019
 QB Hurries: 2, vs. MVSU, Sept. 2, 2016

92 - Alex Merritt

Tackles: 3, vs. Kent State, Nov. 29, 2019
 TFLs: 0.5, vs. Kent State, Nov. 29, 2019
 Sacks: 0.5, vs. Kent State, Nov. 29, 2019

97 - Mike Haney

Tackles: 11, vs. Buffalo, Nov. 2, 2019
 TFLs: 1.0, at Illinois, Sept. 14, 2019
 Sacks: 1.0, at Illinois, Sept. 14, 2019





ONE SCORE GAMES (166-165)

10-29-1892	at Michigan Jr. Laws	W	6-4
1893	at Detroit H.S.	W	14-10
10-4-1894	at Ann Arbor H.S.	W	10-12
10-4-1895	at Atlanta	W	9-8
11-16-1895	at Detroit A.C.	L	12-16
10-8-1898	MICHIGAN STATE	L	6-11
11-15-1898	at Ypsilanti H.S.	W	7-0
10-19-1901	at Mich. Alkali Works	W	6-5
10-26-1901	MICH. FRESHMEN	L	6-12
11-2-1901	at Mich. Alkali Works	W	12-10
11-30-1901	MICH. SCHOOL-DEAF	W	10-7
10-10-1903	at Detroit	L	0-6
10-31-1903	DETROIT BUS. UNIV	W	10-6
11-12-1903	DETROIT COLLEGE	W	5-0
11-24-1903	at Hillsdale	L	11-12
11-22-1904	at Mich. School-Deaf	W	18-11
11-24-1904	HILLSDALE	W	12-11
11-4-1905	at Mich. School-Deaf	W	6-5
10-25-1906	DETROIT	W	6-0
11-3-1906	at Adrian	W	6-0
11-27-1906	HILLSDALE	W	10-6
10-26-1907	DETROIT	W	7-0
11-9-1907	at Kalamazoo	L	0-6
11-23-1907	at Hillsdale	L	4-7
10-10-1908	MICH. SCHOOL-DEAF	W	5-0
10-23-1908	ALMA	L	0-5
10-10-1908	at Adrian	L	0-4
10-16-1909	at Alma	L	0-5
10-30-1909	ADRIAN	L	2-6
11-13-1909	at Detroit	L	8-9
10-22-1910	DET. UNIV. SCHOOL	L	0-6
11-19-1910	HILLSDALE	L	0-6
10-28-1911	ALUMNI GAME	W	6-0
11-9-1911	DETROIT	L	0-6
11-15-1912	WESTERN MICHIGAN	W	7-0
11-1-1913	at Western Michigan	L	6-12
11-22-1913	at Hillsdale	W	6-0
10-10-1914	at Michigan Freshmen	L	0-7
11-20-1915	at Hillsdale	L	0-6
10-7-1916	ALMA	L	0-6
10-28-1916	at Detroit	L	12-6
11-10-1917	MICHIGAN STATE FROSH.	L	7-13
11-2-1918	at U-M Army Corps	L	6-7
11-22-1919	at Hillsdale	L	0-1
10-16-1920	CENTRAL MICHIGAN	W	7-6
10-23-1920	at Alma	L	12-6
10-15-1921	at Central Michigan	W	7-6
10-22-1921	ALMA	L	0-7
11-12-1921	at Hillsdale	W	13-7
11-11-1922	OLIVET	W	6-0
10-4-1924	TOLEDO	L	0-7
10-11-1924	at Hillsdale	L	13-14
11-22-1924	OLIVET	W	12-6
10-17-1925	ALBION	W	6-0
10-31-1925	FERRIS STATE	W	6-0
11-21-1925	at Kalamazoo	W	7-6
10-2-1926	DETROIT FRESHMEN	W	6-0
11-16-1926	at Detroit City College	W	6-0
10-29-1927	CENTRAL MICHIGAN	W	6-0
11-12-1927	at Western Michigan	W	6-0
10-19-1929	NOTRE DAME "B"	W	13-7
11-9-1929	MICHIGAN "B"	L	14-18
9-27-1930	at Michigan	L	0-7
9-30-1932	at Detroit	L	7-13
11-13-1932	NORTHERN IOWA	L	6-12
10-13-1933	ST. VIATOR	W	13-8
10-21-1933	CENTRAL MICHIGAN	W	13-7
10-4-1933	SOUTH DAKOTA STATE	L	7-13
10-20-1934	at Central Michigan	L	12-13
11-10-1934	FERRIS STATE	W	9-7
9-28-1935	at Northern Michigan	L	0-2
10-12-1935	NORTHERN IOWA	W	3-0
10-19-1935	CENTRAL MICHIGAN	W	7-0
11-9-1935	INDIANA STATE	W	10-7
9-26-1936	BALL STATE	W	6-0
10-10-1936	at Bowling Green	L	0-6
10-24-1936	at Central Michigan	L	13-7
10-31-1936	at Valparaiso	W	7-6
11-7-1936	ILLINOIS STATE	W	19-13
11-14-1936	at Indiana State	W	19-13
9-25-1937	at Ball State	W	13-6
11-6-1937	at Wayne State	L	0-7
10-7-1938	at Illinois State	W	12-6
10-21-1938	at Central Michigan	L	6-7
10-13-1939	WAYNE STATE	W	7-9
11-4-1939	at Wayne State	W	13-6
10-11-1941	at Kalamazoo	L	0-7
10-24-1941	CENTRAL MICHIGAN	L	6-12
10-1-1942	HOPE	W	13-9
10-9-1942	ILLINOIS STATE	W	14-7
10-29-1942	HILLSDALE	W	19-13
10-6-1945	ALBION	W	6-0
10-27-1945	at Hillsdale	W	6-0
11-3-1945	at Albion	W	6-0
11-9-1945	at Wayne State	W	14-13
10-11-1946	ALMA	W	6-0
11-2-1946	ALBION	W	13-6
10-3-1947	ILLINOIS STATE	L	0-6
10-18-1947	HOPE	L	7-12
10-9-1948	NORTHERN MICHIGAN	W	6-0
10-29-1948	NORTHERN ILLINOIS	L	7-10
11-6-1948	CENTRAL MICHIGAN	W	6-0
9-24-1949	at Northern Michigan	L	0-6
10-6-1951	at Eastern Illinois	L	12-19
10-20-1951	CENTRAL MICHIGAN	L	13-19
9-19-1952	at Hope	W	13-6
10-4-1952	WESTERN ILLINOIS	L	13-20
10-11-1952	EASTERN ILLINOIS	W	13-7
10-3-1953	WAYNE STATE	W	13-6
10-1-1954	WAYNE STATE	W	7-0
10-7-1955	at Western Illinois	W	6-2
10-22-1955	SOUTHERN ILLINOIS	W	7-2
10-29-1955	at Eastern Illinois	W	14-7
11-12-1955	at Northern Illinois	W	13-6
10-20-1956	at Southern Illinois	L	7-14
10-5-1957	at Youngstown State	L	6-13
11-11-1958	at Central Michigan	L	6-7
10-25-1958	at Southern Illinois	L	9-13
11-1-1958	at Northern Illinois	W	15-7
11-15-1958	ST. JOSEPH'S	L	0-3
10-7-1959	ILLINOIS STATE	W	13-7
10-21-1961	CENTRAL MICHIGAN	L	11-13
10-28-1961	at Eastern Illinois	L	0-7
11-4-1961	SOUTHERN ILLINOIS	L	14-20
9-28-1962	KALAMAZOO	L	6-13
10-6-1962	at Illinois State	L	19-20
9-28-1963	at Kalamazoo	W	13-12
9-26-1964	ADRIAN	W	7-0
10-10-1964	at John Carroll	L	3-7
11-14-1964	at Ashland	L	7-13
10-1-1965	OHIO NORTHERN	L	0-7
10-8-1965	JOHN CARROLL	L	6-7
10-21-1967	at Ferris State	W	13-6
11-4-1967	at UL-Monroe	L	10-12

THREE-OR-LESS POINT GAMES (63-67)

10-29-1892	at Michigan Jr. Laws	W	6-4
11-24-1894	at Ann Arbor H.S.	L	10-12
10-4-1895	at Atlanta	W	9-8
11-19-1901	at Mich. Alkali Works	W	6-5
11-2-1901	at Mich. Alkali Works	W	12-10
11-14-1903	at Hillsdale	L	11-12
11-11-1904	HILLSDALE	W	12-11
11-4-1905	at Mich. School-Deaf	W	6-5
11-23-1907	at Hillsdale	L	4-7
11-13-1909	at Detroit	L	8-7
11-2-1918	at U-M Army Corps	L	0-1
11-22-1919	at Hillsdale	W	7-6
10-16-1920	CENTRAL MICHIGAN	W	7-6
10-15-1921	at Central Michigan	W	7-6
10-11-1924	at Hillsdale	L	13-14
11-21-1925	at Kalamazoo	W	7-6
10-20-1934	at Central Michigan	L	12-13
11-10-1934	FERRIS STATE	W	9-7
9-28-1935	at Northern Michigan	L	0-2
10-12-1935	NORTHERN IOWA	W	3-0
11-9-1935	INDIANA STATE	W	10-7
10-31-1936	at Valparaiso	W	7-6
10-21-1938	at Central Michigan	L	6-7
11-13-1939	WAYNE STATE	L	7-9
11-9-1945	at Wayne State	W	14-13
10-29-1948	NORTHERN ILLINOIS	L	7-10
10-11-1958	at Central Michigan	L	6-7
11-15-1958	ST. JOSEPH'S	L	0-3
10-6-1962	at Illinois State	L	19-20
9-28-1963	at Kalamazoo	W	13-12
10-8-1965	JOHN CARROLL	L	6-7
11-4-1967	at UL-Monroe	L	10-12
10-4-1969	at Indiana State	L	13-14
10-2-1971	at Idaho State	W	23-22
10-9-1971	WESTERN KENTUCKY	W	17-14
9-8-1973	BALL STATE	W	17-14
9-15-1973	LOUISIANA TECH	W	21-19
9-14-1974	WESTERN MICHIGAN	W	20-19
10-20-1975	at UL-Monroe	W	27-24
10-25-1975	WESTERN ILLINOIS	L	14-17
11-1-1975	at Youngstown State	L	14-15
9-24-1977	MCNEESE STATE	W	9-7
10-9-1978	at Ohio*	L	22-23
11-18-1978	at Bowling Green*	W	18-16
9-13-1980	at Toledo*	L	19-20
9-19-1982	OHIO*	L	13-14
11-6-1982	KENT STATE*	L	9-7
11-13-1984	KENT STATE*	L	13-16
11-2-1985	at Ball State*	W	27-24
10-26-2017	at Northern Illinois*	L	20-24
11-21-2017	at Miami*	W	34-31
9-15-2017	BOWLING GREEN*	W	34-31
9-15-2018	at Buffalo*	L	28-35
9-22-2018	at San Diego State	LOT	20-23
9-29-2018	NORTHERN ILLINOIS*	L3OT	23-26
10-6-2018	at Western Michigan*	L	24-27
11-23-2018	TOLEDO*	W	28-26
12-15-2018	vs. Georgia Southern	L	21-23
8-31-2019	at Coastal Carolina	W	30-23
9-14-2019	at Illinois	W	34-31
9-21-2019	CENTRAL CONNECTICUT	W	34-29
10-12-2019	BALL STATE	L	23-29
10-15-2019	WESTERN MICHIGAN	W	34-27
10-26-2019	at Toledo	LOT	34-37
11-29-2019	KENT STATE	L	26-34
12-26-2020	vs. Pittsburgh	L	30-34

Under Head Coach Chris Creighton: 15-20

Under Head Coach Chris Creighton: 9-9





2020 EMU GAME NOTES

BALL ST. (BSU leads, 35-24-2)

10-12-2019	BSU* #	L,	23-29
10-20-2018	at BSU*	W,	42-20
11-02-2017	BSU*	W,	56-14
11-08-2016	at BSU*	W,	48-41
09-19-2015	BSU*	L,	17-28
11-22-2014	at BSU*	L,	30-45
09-21-2013	BSU*	L,	20-51
08-30-2012	at BSU*	L,	26-37
11-5-2011	BSU*	L,	31-33
10-16-2010	at BSU*	WOT,	41-38
10-24-2009	BSU*	L,	27-29
10-25-2008	at #20 BSU*	L,	16-38
09-08-2007	BSU*	L,	16-38
08-31-2006	at BSU*	L,	20-38
11-12-2005	BSU*	L,	25-26
10-09-2004	at BSU*	W,	31-24
11-15-2003	BSU*	W,	38-14
10-19-2002	at BSU*	L,	17-42
10-13-2001	BSU*#	L,	14-35
10-14-2000	at BSU*	L,	14-33
11-06-1999	BSU*	W,	31-21
09-12-1998	at BSU*	W,	13-7
10-11-1997	BSU*	W,	38-32
11-02-1996	BSU*	L,	25-39
10-21-1995	at BSU*	W,	40-35
10-29-1994	at BSU*	W,	41-20
10-30-1993	BSU*	L,	13-18
10-10-1992	at BSU*	L,	7-31
10-12-1991	BSU*	L,	8-10
11-10-1990	BSU*	L,	13-20
11-11-1989	at BSU*	L,	17-23
10-15-1988	at BSU*	W,	16-12
10-17-1987	BSU*	W,	35-28
11-01-1986	BSU*	W,	14-7
11-02-1985	at BSU*	W,	27-24
10-27-1984	BSU*	L,	10-17
10-29-1983	at BSU*	L,	20-33
10-30-1982	BSU*	L,	7-16
10-31-1981	at BSU*	L,	13-35
10-18-1980	BSU*	L,	0-26
11-03-1979	at BSU*	L,	10-28
10-28-1978	BSU*	L,	0-21
11-19-1977	at BSU*	L,	21-45
11-20-1976	BSU*	L,	3-52
09-06-1975	at BSU*	L,	14-24
10-26-1974	BSU	W,	17-9
09-08-1973	BSU	W,	17-14
11-14-1970	BSU	W,	60-0
11-15-1969	at BSU	L,	22-31
10-12-1968	at BSU	W,	43-7
09-21-1963	at BSU	L,	6-22
09-21-1962	BSU	L,	0-14
09-23-1961	at BSU	T,	0-0
09-27-1952	BSU	W,	26-14
10-21-1950	at BSU	W,	13-0
10-15-1949	BSU	L,	2-33
10-16-1948	at BSU	L,	14-23
11-07-1947	BSU	W,	14-7
11-09-1946	at BSU	T,	7-7
09-25-1937	at BSU	W,	13-6
09-26-1936	BSU	W,	6-0

CENTRAL MICH. (CMU leads 60-30-6)

10-05-2019	at CMU*	L,	16-42
11-03-2018	CMU*	W,	17-7
11-08-2017	at CMU*	L,	30-42
11-22-2016	CMU*	W,	26-21
11-27-2015	at CMU*	L,	28-35
11-01-2014	CMU*	L,	7-38
11-29-2013	at CMU*	L,	10-42
11-10-2012	CMU	L,	31-34
10-15-2011	at CMU*	W,	35-28
09-18-2010	CMU*	L,	14-52
10-10-2009	at CMU*	L,	8-56
11-28-2008	CMU*	W,	56-52
11-16-2007	at CMU*	W,	48-45
09-23-2006	CMU*	LOT,	17-24
09-24-2005	at CMU*	WOT,	23-20
11-06-2004	CMU* &	WOT4,	61-58
11-01-2003	at CMU*	L,	38-10
11-02-2002	CMU*	L,	21-47
11-10-2001	at CMU*	L,	30-35
11-04-2000	CMU	W,	31-15
11-13-1999	at CMU*	L,	26-29
10-10-1998	CMU*#	LOT,	23-36
09-27-1997	at CMU*	W,	31-24
10-19-1996	at CMU*	L,	36-41
10-07-1995	CMU*	W,	34-24
09-17-1994	CMU*	L,	29-30
10-16-1993	at CMU*	W,	28-21
11-07-1992	at CMU*	L,	13-30
11-02-1991	CMU*	T,	14-14
10-27-1990	CMU*#	L,	12-16
10-28-1989	at CMU*	L,	9-24
10-08-1988	CMU*	L,	6-20
10-10-1987	at CMU*	L,	6-16
10-25-1986	CMU*	W,	34-16
10-26-1985	at CMU*	L,	10-17
10-06-1984	CMU*	T,	16-16
10-08-1983	at CMU*	L,	3-24
10-02-1982	CMU*	L,	8-13
10-03-1981	at CMU*	L,	14-63
11-01-1980	CMU*	L,	15-51
11-10-1979	at CMU*	L,	14-37
11-11-1978	CMU*	L,	9-41
09-10-1977	at CMU*	L,	3-9

11-06-1976	CMU*	W,	30-27
10-11-1975	at CMU	L,	7-20
11-02-1974	CMU	L,	13-28
11-3-1973	at CMU	L,	21-31
11-18-1972	at CMU	W,	28-3
11-02-1963	CMU#	L,	20-55
10-20-1962	at CMU	L,	0-24
10-21-1961	CMU#	L,	11-13
10-15-1960	at CMU	L,	0-28
10-17-1959	CMU#	L,	8-21
10-11-1958	at CMU	L,	6-7
10-12-1957	CMU	W,	39-6
11-03-1956	at CMU	L,	0-19
11-05-1955	CMU	L,	20-27
11-13-1954	at CMU	L,	7-28
11-14-1953	CMU	T,	33-33
10-25-1952	at CMU	L,	7-26
10-20-1951	CMU#	L,	13-19
10-28-1950	CMU#	L,	7-26
11-04-1949	at CMU	L,	7-18
11-06-1948	CMU#	W,	6-0
10-31-1947	at CMU	L,	0-33
10-18-1946	CMU	L,	13-26
10-15-1942	at CMU	L,	0-14
10-24-1941	CMU	L,	6-12
10-25-1940	at CMU	L,	0-24
10-21-1939	CMU#	L,	0-14
10-21-1938	at CMU	L,	6-7
10-23-1937	CMU#	L,	10-27
10-24-1936	at CMU	W,	13-7
10-19-1935	CMU	W,	7-0
10-20-1934	at CMU	L,	12-13
10-21-1933	CMU	W,	13-7
10-22-1932	at CMU	W,	28-0
10-24-1931	CMU#	L,	12-20
10-25-1930	at CMU	W,	13-0
10-26-1929	CMU#	W,	24-0
10-27-1928	at CMU	W,	36-0
10-29-1927	CMU	W,	6-0
10-23-1926	CMU	W,	41-0
10-25-1924	CMU	L,	0-13
10-27-1923	at CMU	L,	3-27
11-04-1922	CMU	T,	0-0
10-15-1921	at CMU	W,	7-6
10-16-1920	CMU	W,	7-6
11-07-1919	at CMU	T,	7-7
10-20-1917	CMU	W,	63-0
11-08-1912	at CMU	T,	0-0
11-12-1910	at CMU	L,	0-13
11-05-1909	CMU	W,	17-0
11-07-1908	at CMU	L,	0-11
11-16-1907	CMU	W,	39-0
11-17-1905	at CMU	L,	0-13
11-01-1902	at CMU	L,	0-10

KENT STATE (KSU leads, 18-14)

11-29-2019	KSU*	L,	26-34
11-23-2018	at KSU*	W,	28-20
10-6-2012	KSU* #	L,	14-41
11-19-2011	at KSU*	L,	22-28
10-17-2009	KSU*	L,	6-28
11-17-2006	at KSU*	L,	6-14
10-01-2005	KSU* #	W,	27-20
11-13-2004	at KSU*	L,	17-69
10-03-1998	at KSU*	W,	26-17
09-20-1997	KSU*	L,	38-41
10-26-1996	KSU* #	W,	51-10
11-18-1995	at KSU*	W,	41-7
10-8-1994	at KSU*	W,	24-10
10-09-1993	KSU* #	W,	20-15
09-26-1992	KSU*#	L,	14-17
10-05-1991	at KSU*	W,	21-20
11-17-1990	at KSU*	L,	24-25
09-02-1989	KSU*	W,	30-7
09-17-1988	KSU*	W,	21-14
09-26-1987	at KSU*	W,	23-21
09-27-1986	KSU* #	L,	16-20
09-28-1985	at KSU*	L,	3-28
11-03-1984	KSU*	W,	20-18
11-05-1983	at KSU*	L,	13-37
11-06-1982	KSU*	W,	9-7
11-07-1981	at KSU*	L,	7-13
10-25-1980	at KSU*	L,	12-35
10-20-1979	KSU* #	W,	14-10
10-22-1977	KSU*	L,	13-29
10-30-1976	at KSU*	L,	13-38
09-28-1974	KSU #	L,	0-13
10-20-1973	at KSU	L,	20-34

NORTHERN ILLINOIS (NIU leads, 33-15-2)

11-19-2019	at NIU*	W,	45-17
09-29-2018	NIU*	L3OT,	23-26
10-26-2017	at NIU*	LOT,	27-30
11-16-2016	NIU*	LOT,	24-31
10-24-2015	at NIU*	L,	21-49
10-25-2014	vs. NIU*	L,	17-28
10-26-2013	at #23/22 NIU*	L,	20-59
11-23-2012	#24/23 NIU*	L,	7-49
11-25-2011	at NIU*	L,	12-18
11-26-2010	NIU*	L,	3-71
11-05-2009	at NIU*	L,	6-50
09-27-2008	NIU* #	L,	0-37
09-15-2007	at NIU*	W,	21-19
11-24-2006	NIU*	L,	0-27
10-15-2005	at NIU	L,	8-24
11-20-2004	NIU*	L,	16-34
11-22-2003	at NIU*	L,	24-38

11-16-2002	NIU*	L,	21-49
11-03-2001	at NIU*	L,	17-40
11-11-2000	NIU*	W,	39-32
11-20-1999	at NIU*	L,	23-30
10-24-1998	NIU*	L,	14-26
11-08-1997	at NIU*	W,	38-10
10-03-1987	NIU	W,	32-31
11-08-1986	at NIU	L,	14-21
11-09-1985	NIU* #	L,	0-3
10-13-1984	at NIU*	T,	10-10
11-15-1983	NIU* #	L,	15-34
10-23-1982	at NIU*	L,	0-10
10-24-1981	NIU*	L,	7-30
11-15-1980	at NIU*	L,	6-38
10-06-1979	NIU*	T,	0-0
09-03-1977	at NIU*	W,	25-2
11-11-1961	at NIU	L,	10-35
11-5-1960	NIU*	L,	0-19
11-7-1959	at NIU	L,	0-34
11-1-1958	NIU	W,	15-7
11-2-1957	at NIU	W,	54-20
11-10-1956	NIU	W,	25-7
11-12-1955	at NIU	W,	13-6
10-16-1954	NIU	W,	34-0
10-17-1953	at NIU	W,	20-14
10-18-1952	NIU*	W,	19-7
10-13-1951	at NIU	L,	21-35
10-07-1950	NIU	L,	13-35
10-08-1949	at NIU	L,	14-39
10-29-1948	NIU	L,	7-10
10-11-1947	at NIU	L,	6-21
11-03-1928	NIU	W,	43-0
10-08-1927	at NIU	W,	25-6

TOLEDO (UT leads, 35-12)

10-26-2019	at Toledo*	LOT,	34-37
10-13-2018	TOLEDO*	W,	28-26
10-07-2017	at Toledo*	L,	15-20
10-08-2016	TOLEDO*	L,	20-35
10-17-2015	at #22/25 Toledo*	L,	20-63
11-28-2014	TOLEDO*	L,	16-52
11-02-2013	at Toledo*	L,	16-55
10-13-2012	TOLEDO	L	47-52
10-8-2011	at Toledo*	L,	16-54
10-30-2010	TOLEDO*	L,	7-42
11-20-2009	at Toledo*	L,	21-47
09-13-2008	TOLEDO*	L,	17-41
11-03-2007	at Toledo*	L,	28-52
10-21-2006	TOLEDO*	W,	17-13
10-08-2005	at Toledo*	L,	3-30
09-18-2004	TOLEDO*	L,	32-42
10-11-2003	at Toledo*	L,	14-49
09-07-2002	TOLEDO*	L,	13-65
11-17-2001	at Toledo*	L,	7-28
10-07-2000	TOLEDO*#	L,	14-42
10-23-1999	at Toledo*	W,	20-13
11-21-1998	TOLEDO*	W,	10-7
09-13-1997	at Toledo*	L,	35-38
09-21-1996	TOLEDO*	L,	7-24
10-28-1995	at Toledo*	L,	28-34
11-19-1994	TOLEDO*	W,	40-37
11-19-1993	at Toledo*	L,	0-14
11-14-1992	at Toledo*	L,	0-41
11-16-1991	TOLEDO*	L,	14-21
10-06-1990	at Toledo*	L,	23-37
10-07-1989	TOLEDO*#	W,	31-14
11-05-1988	TOLEDO*	W,	20-19
11-05-1987	at Toledo*	W,	38-9
10-04-1986	at Toledo*	L,	18-23
10-05-1985	TOLEDO*	W,	21-10
10-20-1984	at Toledo*	L,	7-17
10-22-1983	TOLEDO*	L,	19-37
10-09-1982	at Toledo*	L,	19-20
10-10-1981	TOLEDO*#	L,	7-42
09-27-1980	at Toledo*	L,	7-49
09-29-1979	TOLEDO*	L,	7-37
09-30-1978	at Toledo*	W,	17-12
10-01-1977	TOLEDO*	W,	17-7
11-23-1974	at Toledo	W,	28-12
09-16-1972	TOLEDO	L,	0-16
10-04-1924	TOLEDO	L,	0-7
10-06-1923	at Toledo	L,	0-13



NCAA Rankings - Team

Statistic	National Rank	Conference Rank	Value	National Leader	Value	Conference Leader	Value
3rd Down Conversion Pct (130 ranked)	78	7	0.387	Ohio St.	0.570	Ohio	0.516
3rd Down Conversion Pct Defense (130 ranked)	110	10	0.450	Kansas St.	0.259	Buffalo	0.331
4th Down Conversion Pct (130 ranked)	77	8	0.500	Coastal Carolina	0.793	Kent St.	0.700
4th Down Conversion Pct Defense (130 ranked)	126	12	0.750	Florida	0.222	Western Mich.	0.368
Blocked Kicks (61 ranked)	28	4	2	Houston	6	Northern Ill.	5
Blocked Kicks Allowed (129 ranked)	31	3	1	30 teams tied	0	Akron	0
Blocked Punts (20 ranked)	20	3	1	Houston	5	Bowling Green Miami (OH)	2 2
Blocked Punts Allowed (128 ranked)	1	1	0	77 teams tied	0	6 teams tied	0
Completion Percentage (130 ranked)	8	1	0.688	LSU	0.763	Eastern Mich.	0.688
Defensive TDs (47 ranked)				Illinois	6	Buffalo	4
Fewest Penalties (130 ranked)	11	1	56	Air Force	40	Eastern Mich.	56
Fewest Penalties Per Game (130 ranked)	12	1	4.67	Air Force	3.33	Eastern Mich.	4.67
Fewest Penalty Yards (130 ranked)	13	1	491	Rice	330	Eastern Mich.	491
Fewest Penalty Yards Per Game (130 ranked)	13	1	40.92	Rice	27.50	Eastern Mich.	40.92
First Downs Defense (130 ranked)	95	9	267	Clemson	161	Buffalo	184
First Downs Offense (130 ranked)	58	6	258	Ohio St.	369	Central Mich.	304
Fumbles Lost (130 ranked)	18	1	5	Oregon St. San Diego St.	2 2	Eastern Mich.	5
Fumbles Recovered (130 ranked)	34	2	9	Notre Dame	17	Buffalo	10
Kickoff Return Defense (130 ranked)	111	11	23.76	Akron	14.87	Akron	14.87
Kickoff Returns (130 ranked)	115	11	16.93	Kansas St.	29.81	Western Mich.	24.22
Net Punting (130 ranked)	48	3	39.02	Kentucky	45.13	Kent St.	40.98
Passes Had Intercepted (130 ranked)	85	9	11	Ga. Southern	0	Kent St.	2
Passes Intercepted (127 ranked)	32	3	11	Fla. Atlantic	21	Ball St.	15
Passing Offense (130 ranked)	29	1	280.8	Washington St.	444.3	Eastern Mich.	280.8
Passing Yards Allowed (130 ranked)	65	8	225.8	Clemson	138.5	Buffalo	197.8
Passing Yards per Completion (130 ranked)	86	9	11.82	Air Force	24.56	Ohio	14.03
Punt Return Defense (130 ranked)	113	11	12.00	Minnesota	-0.75	Kent St.	2.79
Punt Returns (130 ranked)	19	2	12.77	Alabama	24.67	Miami (OH)	13.59
Red Zone Defense (130 ranked)	76	6	0.844	Ohio St.	0.643	Buffalo	0.692
Red Zone Offense (130 ranked)	97	9	0.778	Navy	0.976	Ohio	0.906
Rushing Defense (130 ranked)	110	8	202.4	Utah	70.3	Buffalo	95.3
Rushing Offense (130 ranked)	119	11	121.9	Navy	360.8	Buffalo	254.3
Sacks Allowed (130 ranked)	48	6	1.75	Air Force	0.33	Buffalo	0.67
Scoring Defense (130 ranked)	85	7	30.3	Clemson	10.6	Buffalo	22.3
Scoring Offense (130 ranked)	65	6	29.1	Ohio St.	48.7	Ball St.	34.8
Tackles for Loss Allowed (129 ranked)	60	6	5.67	Army West Point	3.00	Ohio	4.00
Team Passing Efficiency (130 ranked)	24	2	151.83	Air Force	203.73	Kent St.	152.02
Team Passing Efficiency Defense (130 ranked)	85	8	140.48	Clemson	92.81	Ball St.	123.36
Team Sacks (130 ranked)	98	8	1.67	SMU	4.17	Buffalo	3.17
Team Tackles for Loss (130 ranked)	125	12	4.2	UCF	9.3	Miami (OH)	8.2
Time of Possession (130 ranked)	107	9	28:04	Wisconsin	35:26	Buffalo	34:12
Total Defense (130 ranked)	92	9	428.3	Clemson	244.7	Buffalo	293.1
Total Offense (130 ranked)	66	6	402.8	LSU	554.4	Ball St.	463.0
Turnover Margin (128 ranked)	36	4	0.33	Fla. Atlantic	1.54	Ball St.	0.67
Turnovers Gained (129 ranked)	30	2	20	Fla. Atlantic	31	Ball St.	24
Turnovers Lost (130 ranked)	49	4	16	Oregon St.	6	Kent St.	11
Winning Percentage (130 ranked)	66	5	0.500	LSU Ohio St. Clemson	1.000 1.000 1.000	Miami (OH) Central Mich.	0.615 0.615





NCAA Rankings - Individual

Statistic	Player	National Rank	Conference Rank	Value	National Leader	Value	Conference Leader	Value
All Purpose (200 ranked)	Shaq Vann	174	15	79.00	Chuba Hubbard, Oklahoma St.	180.08	Jaret Patterson, Buffalo	154.25
Blocked Kicks (1 ranked)					16 players tied	2	Jalen McKie, Northern Ill.	2
Combined Kick Returns (200 ranked)	Dylan Drummond	77	11	331	Isaiah Rodgers, Massachusetts	1,415	Maurice Thomas, Miami (OH)	866
Completion Percentage (110 ranked)	Mike Glass III	13	2	0.678	Joe Burrow, LSU	0.779	Dustin Crum, Kent St.	0.682
Completions Per Game (100 ranked)	Mike Glass III	18	1	21.64	Anthony Gordon, Washington St.	38.75	Mike Glass III, Eastern Mich.	21.64
Field Goal Percentage (110 ranked)	Chad Ryland	81	5	0.688	Gabe Brkic, Oklahoma Jake Koehnke, Air Force	1.000 1.000	Sam Sloman, Miami (OH)	0.862
Field Goals Per Game (143 ranked)	Chad Ryland	80	7	0.92	Keith Duncan, Iowa	2.42	Matthew Trickett, Kent St.	2.00
Forced Fumbles (20 ranked)	Kobie Beltram	20	3	0.25	Jake Hansen, Illinois	0.78	Ali Fayad, Western Mich.	0.33
Fumbles Recovered (27 ranked)	Kobie Beltram	5	1	3	4 players tied	4	5 players tied	3
Interceptions Per Game (131 ranked)	Brody Hoying	24	4	0.3	Meiko Dotson, Fla. Atlantic	0.8	Travion Banks, Miami (OH)	0.5
Kickoff Return TDs (10 ranked)					Joshua Youngblood, Kansas St.	3	Jamal Parker, Kent St. Malik Dunner, Ball St.	1 1
Kickoff Returns (69 ranked)					Joe Reed, Virginia	34.7	Keith Mixon, Western Mich.	28.2
Passes Defended (28 ranked)					Luq Barcoo, San Diego St.	2.0	Amechi Uzodinma, Ball St. Samuel Womack, Toledo	1.4 1.4
Passing Efficiency (110 ranked)	Mike Glass III	25	3	151.2	Tua Tagovailoa, Alabama	206.9	Dustin Crum, Kent St.	156.1
Passing TDs (159 ranked)	Mike Glass III	30	2	22	Joe Burrow, LSU	48	Drew Plitt, Ball St.	24
Passing Yards (130 ranked)	Mike Glass III	32	3	2,858	Anthony Gordon, Washington St.	5,228	Drew Plitt, Ball St.	2,918
Passing Yards Per Game (130 ranked)	Mike Glass III	23	1	259.8	Anthony Gordon, Washington St.	435.7	Mike Glass III, Eastern Mich.	259.8
Passing Yards per Completion (110 ranked)	Mike Glass III	73	7	12.01	Jalen Hurts, Oklahoma	16.37	Brett Gabbert, Miami (OH)	14.14
Points Responsible For (198 ranked)	Mike Glass III	23	3	176	Joe Burrow, LSU Jalen Hurts, Oklahoma	308 308	Nathan Rourke, Ohio	198
Points Responsible For Per Game (200 ranked)	Mike Glass III	17	2	16.0	Joe Burrow, LSU Jalen Hurts, Oklahoma	23.7 23.7	Nathan Rourke, Ohio	16.5
Punt Return TDs (3 ranked)	Mathew Sexton	3	1	1	Jalen Reagor, TCU Avery Williams, Boise St.	2 2	Adam Buirge, Northern Ill. Lonnie Phelps, Miami (OH) Mathew Sexton, Eastern Mich.	1 1 1
Punt Returns (42 ranked)					Jaylen Waddle, Alabama	24.9	Maurice Thomas, Miami (OH)	12.5
Punting (100 ranked)	Jake Julien	36	3	43.2	Max Duffy, Kentucky	48.6	Derek Adams, Kent St.	43.3
Receiving TDs (182 ranked)	Arthur Jackson III Quian Williams Mathew Sexton	80 126 182	3 7 14	6 5 4	Ja'Marr Chase, LSU	18	Giovanni Ricci, Western Mich.	8
Receiving Yards (200 ranked)	Arthur Jackson III Quian Williams	112 157	6 14	679 593	Ja'Marr Chase, LSU	1,498	Kalil Pimbleton, Central Mich.	823
Receiving Yards Per Game (200 ranked)	Arthur Jackson III Quian Williams Mathew Sexton	112 159 188	7 14 17	56.6 49.4 46.2	Ja'Marr Chase, LSU	124.8	Isaiah McKoy, Kent St.	69.7
Receptions Per Game (199 ranked)	Dylan Drummond Quian Williams	107 116	6 7	4.3 4.2	Devin Duvernay, Texas	8.6	Kalil Pimbleton, Central Mich.	6.1
Rush Yards Per Carry (166 ranked)	Shaq Vann	95	10	4.90	Travis Etienne, Clemson	8.24	O'Shaan Allison, Ohio	6.38
Rushing TDs (171 ranked)	Shaq Vann Mike Glass III	76 100	10 14	8 7	Levante Bellamy, Western Mich.	23	Levante Bellamy, Western Mich.	23
Rushing Yards (200 ranked)	Shaq Vann	125	14	667	Chuba Hubbard, Oklahoma St.	1,936	Jaret Patterson, Buffalo	1,626
Rushing Yards Per Game (200 ranked)	Shaq Vann	71	10	74.1	Chuba Hubbard, Oklahoma St.	161.3	Jaret Patterson, Buffalo	135.5
Sacks (149 ranked)	Turan Rush	122	9	0.42	Chase Young, Ohio St.	1.50	Taylor Riggins, Buffalo	0.71
Scoring (196 ranked)	Shaq Vann Chad Ryland	160 179	16 17	5.6 5.4	Jonathan Taylor, Wisconsin	12.0	Levante Bellamy, Western Mich.	11.5
Solo Tackles (35 ranked)					Evan Weaver, California	7.9	Treshaun Hayward, Western Mich.	5.8
Tackles For Loss (26 ranked)					Chase Young, Ohio St.	1.9		
Total Interceptions (43 ranked)	Brody Hoying	17	3	4	Meiko Dotson, Fla. Atlantic	9	Travion Banks, Miami (OH) Amechi Uzodinma, Ball St.	5 5
Total Offense (200 ranked)	Mike Glass III Shaq Vann	17 192	1 21	291.2 74.1	Anthony Gordon, Washington St.	435.0	Mike Glass III, Eastern Mich.	291.2
Total Points Scored (148 ranked)					Jonathan Taylor, Wisconsin	156	Levante Bellamy, Western Mich.	138
Total Tackles (497 ranked)	Kobie Beltram Vince Calhoun Terry Myrick Brody Hoying	17 55 123 221	5 9 18 34	9.7 8.1 7.2 6.3	Evan Weaver, California	14.4	John Lako, Akron	11.5
Total Touchdowns (129 ranked)	Shaq Vann	129	10	8	Jonathan Taylor, Wisconsin	26	Levante Bellamy, Western Mich.	23
Yards per Pass Attempt (110 ranked)	Mike Glass III	35	3	8.14	Jalen Hurts, Oklahoma	11.76	Nathan Rourke, Ohio	8.60
Yards per Reception (200 ranked)	Arthur Jackson III Mathew Sexton	47 110	5 11	17.41 14.94	Geraud Sanders, Air Force	25.38	Shane Hooks, Ohio	19.81





2019 Eastern Michigan Football Eastern Michigan Combined Team Statistics (as of Feb 25, 2020) All games



Date	Opponent	Score	Att.
Aug 31, 201	at Coastal Carolina	W 30-23	14237
Sep 07, 201	at Kentucky	L 17-38	55240
Sep 14, 201	at Illinois	W 34-31	34759
Sep 21, 201	CENTRAL CONNECTICUT	W 34-29	17286
* Oct 05, 201	at Central Michigan	L 16-42	15235
* Oct 12, 201	BALL STATE	L 23-29	17852
* Oct 19, 201	WESTERN MICHIGAN	W 34-27	20528
* Oct 26, 201	at Toledo	L 34-37	18061
* Nov 02, 201	BUFFALO	L 14-43	16017
* Nov 12, 201	at Akron	W 42-14	10811
* Nov 19, 201	at Northern Illinois	W 45-17	5062
* Nov 29, 201	KENT STATE	L 26-34	13444
* Dec 26, 201	vs Pittsburgh	L 30-34	34765

* - Mid-American Conference game

Rushing	gp-gs	att	gain	loss	net	avg	td	lg	avg/g
VANN, Shaq	10-9	149	757	42	715	4.8	8	35	71.5
GLASS, Mike	12-12	118	519	91	428	3.6	8	44	35.7
GRISSOM, Jairus	13-0	20	165	9	156	7.8	1	47	12.0
PARKER, Willie	11-2	38	153	11	142	3.7	2	22	12.9
TURNER, Breck	12-2	36	119	17	102	2.8	0	13	8.5
DRUMMOND, Dyla	13-10	4	23	0	23	5.8	0	11	1.8
LATU, Line	13-2	6	20	1	19	3.2	0	10	1.5
SEXTON, Mathew	11-11	5	16	2	14	2.8	0	6	1.3
HOYING, Brody	13-12	1	11	0	11	11.0	0	11	0.8
MACKEY, Karmi	7-0	3	7	0	7	2.3	0	4	1.0
DAUGHERTY, Eddi	10-0	1	6	0	6	6.0	0	6	0.6
BOONE, Darius	2-0	2	5	0	5	2.5	0	4	2.5
Total	13	418	1847	257	1590	3.8	21	47	122.3
Opponents	13	542	2781	256	2525	4.7	30	86	194.2

Passing	gp-gs	eff	comp	att	int	pct	yds	td	lg	avg/g
GLASS, Mike	12-12	146.98	266	401	11	66.3	3169	24	80	264.1
HUTCHINSON, P.	8-1	157.38	43	57	1	75.4	462	3	38	57.8
GRISSOM, Jairus	13-0	164.00	4	5	0	80.0	50	0	34	3.8
LATU, Line	13-2	0.00	0	1	0	0.0	0	0	0	0.0
TEAM	8-0	0.00	0	1	0	0.0	0	0	0	0.0
JULIEN, Jake	13-0	0.00	0	0	0	0.0	0	0	0	0.0
Total	13	147.81	313	465	12	67.3	3681	27	80	283.2
Opponents	13	143.75	241	380	11	63.4	3071	21	96	236.2

Receiving	gp-gs	no.	yds	avg	td	lg	avg/g
DRUMMOND, Dyla	13-10	55	493	9.0	3	27	37.9
WILLIAMS, Quian	13-1	52	661	12.7	6	50	50.8
JACKSON, Arthur	13-12	46	732	15.9	7	54	56.3
SEXTON, Mathew	11-11	34	508	14.9	4	80	46.2
LATU, Line	13-2	30	373	12.4	3	36	28.7
BEYDOUN, Hassan	13-0	30	349	11.6	1	35	26.8
CANNON, Bryson	13-8	20	212	10.6	2	24	16.3
TURNER, Breck	12-2	14	100	7.1	0	15	8.3
VANN, Shaq	10-9	11	66	6.0	0	14	6.6
OAKES, Gunnar	11-0	6	62	10.3	0	39	5.6
GRISSOM, Jairus	13-0	4	32	8.0	1	15	2.5
KEMP, Bryce	8-1	3	46	15.3	0	22	5.8
DAUGHERTY, Eddi	10-0	3	32	10.7	0	32	3.2
ODUKOYA, Thoma	13-7	3	16	5.3	0	10	1.2
PARKER, Willie	11-2	2	-1	-0.5	0	0	-0.1
Total	13	313	3681	11.8	27	80	283.2
Opponents	13	241	3071	12.7	21	96	236.2

Field Goals	fg	pct.	01-19	20-29	30-39	40-49	50-99	lg	blk
RYLAND, Chad	14-19	73.7	0-0	7-8	2-5	3-3	2-3	52	0

Scoring	td	fg	kick	PAT	rush	rcv	pass	dxp	saf	pts
RYLAND, Chad	-	14-19	35-38	-	-	-	-	-	-	77
VANN, Shaq	8	-	-	1-1	-	-	-	-	-	50
GLASS, Mike	8	-	-	-	-	-	1-6	-	-	48
JACKSON, Arthur	7	-	-	-	-	-	-	-	-	42
WILLIAMS, Quian	6	-	-	-	-	-	-	-	-	36
SEXTON, Mathew	5	-	-	-	1	-	-	-	-	32
LATU, Line	3	-	-	1-2	-	-	-	-	-	20
DRUMMOND, Dyla	3	-	-	-	-	-	-	-	-	18
GRISSOM, Jairus	2	-	-	1-1	-	-	-	-	-	14
HUTCHINSON, P.	2	-	-	-	-	0-1	-	-	-	12
CANNON, Bryson	2	-	-	-	-	-	-	-	-	12
PARKER, Willie	2	-	-	-	-	-	-	-	-	12
BEYDOUN, Hassan	1	-	-	-	-	-	-	-	-	6
Total	49	14-19	35-38	3-4	1	1-7	-	-	-	379
Opponents	52	11-18	45-47	-	3	3-4	-	-	-	398

Score by Quarters	1st	2nd	3rd	4th	OT	Total
Eastern Michigan	72	98	96	110	3	379
Opponents	93	105	83	111	6	398

Record:	Overall	Home	Away	Neutral
All games	6-7	2-3	4-3	0-1
Conference	3-5	1-3	2-2	0-0
Non-Conference	3-2	1-0	2-1	0-1

Team Statistics	EMU	OPP
FIRST DOWNS	285	289
Rushing	91	138
Passing	168	134
Penalty	26	17
RUSHING YARDAGE	1590	2525
Rushing Attempts	418	542
Average Per Rush	3.8	4.7
Average Per Game	122.3	194.2
TDs Rushing	21	30
PASSING YARDAGE	3681	3071
Comp-Att-Int	313-465-12	241-380-11
Average Per Pass	7.9	8.1
Average Per Catch	11.8	12.7
Average Per Game	283.2	236.2
TDs Passing	27	21
TOTAL OFFENSE	5271	5596
Average Per Play	6.0	6.1
Average Per Game	405.5	430.5
KICK RETURNS: #Yards	15-254	26-619
PUNT RETURNS: #Yards	15-180	10-117
INT RETURNS: #Yards	11-137	12-82
FUMBLES-LOST	16-5	21-10
PENALTIES-Yards	59-531	77-760
PUNTS-AVG	50-43.8	52-39.9
TIME OF POSSESSION/G	28:33	31:27
3RD-DOWN Conversions	67/168	82/183
4TH-DOWN Conversions	12/25	15/20

Interceptions	no.	yds	avg	td	lg
HOYING, Brody	4	94	23.5	0	48
HOLFORD, Clay	1	9	9.0	0	9
CALHOUN, Vince	1	25	25.0	0	25
McGILL, Kevin	1	-3	-3.0	0	0
HERNANDEZ, Kore	1	0	0.0	0	0
HUBBARD, Jeff	1	0	0.0	0	0
LAFLEUR, Noski	1	13	13.0	0	13
BOGAN, Blake	1	-1	-1.0	0	0

Punting	no.	yds	avg	lg	tb	fc	i20	50+	blk
JULIEN, Jake	50	219	43.8	66	4	12	19	13	0

Punt Returns	no.	yds	avg	td	lg
DRUMMOND, Dyla	12	110	9.2	0	29
LATU, Line	2	20	10.0	0	14
SEXTON, Mathew	1	50	50.0	1	30
Total	15	180	12.0	1	30
Opponents	10	117	11.7	0	30

Kick Returns	no.	yds	avg	td	lg
DRUMMOND, Dyla	12	235	19.6	0	38
FIELDS, Tre'Shawn	1	7	7.0	0	7
CANNON, Bryson	1	8	8.0	0	8
STAGNER, Carter	1	4	4.0	0	0
Total	15	254	16.9	0	38
Opponents	26	619	23.8	1	96

All Purpose	g	rush	rcv	pr	kr	ir	total	avg/g
DRUMMOND, Dyla	13	23	493	110	235	0	861	66.2
VANN, Shaq	10	715	66	0	0	0	781	78.1
JACKSON, Ar	13	0	732	0	0	0	732	56.3
WILLIAMS, Q	13	0	661	0	0	0	661	50.8
SEXTON, Mat	11	14	508	50	0	0	572	52.0
Total	13	1590	3681	180	254	137	5842	449.4
Opponents	13	2525	3071	117	619	82	6414	493.4

Total Offense	g	plays	rush	pass	total	avg/g
GLASS, Mike	12	519	428	3169	3597	299.8
VANN, Shaq	10	149	715	0	715	71.5
HUTCHINSON, P.	8	81	-14	462	448	56.0
GRISSOM, Jairus	13	25	156	50	206	15.8
PARKER, Willie	11	38	142	0	142	12.9
Total	13	883	1590	3681	5271	405.5
Opponents	13	922	2525	3071	5596	430.5

Defensive Leaders	ao-as	ua	Tackles	tfl/vds	Sacks	Pass defense	Fumbles	blkd
##			a tot		no-vds	int-vds brup	abhl rcv-vds	ffl kick saf

