

EASTERN MICHIGAN MEN'S BASKETBALL

1988, 1991, 1996 and 1998 MAC Tournament Champions • 1991 NCAA "Sweet 16" Appearance
1988, 1991, 1996, and 1998 MAC Regular Season Champions • 2012 MAC West Division Champions

Game 6 • Nov. 19, 2018 • 7 p.m. • Piscataway, N.J. • Rutgers Athletic Center (8,000)

E

Eastern Michigan Eagles

4-1 (0-0 Mid-American Conference)

Head Coach: Rob Murphy (Central State, 1996)

VS

R

Rutgers Scarlet Knights

2-1 (0-0 Big Ten Conference)

Head Coach: Steve Pikiell (Connecticut, 1991)

#EMUHoops



2018-19 SCHEDULE/RESULTS

Nov. 6	ROCHESTER	ESPN3	W, 77-67
Nov. 9	DREXEL#	ESPN3	W, 66-62
Nov. 11	GOSHEN#	ESPN3	W, 97-74
Nov. 14	at No. 1 Duke	ESPN3	L, 46-84
Nov. 17	BOSTON#	ESPN3	W, 80-62
Nov. 19	at Rutgers#	ESPN3	7 p.m.
Nov. 24	DETROIT MERCY	ESPN3	2 p.m.
Nov. 26	at No. 21 TCU	ESPN3	7:30 p.m. CT
Dec. 1	at Northeastern	ESPN3	3 p.m.
Dec. 8	CENTRAL STATE	ESPN3	12 p.m.
Dec. 19	UC IRVINE	ESPN3	7 p.m.
Dec. 22	SIENA HEIGHTS	ESPN3	2 p.m.
Dec. 29	at No. 2 Kansas	ESPN3	1 p.m. CT
Jan. 4	BUFFALO*	ESPN3	9 p.m.
Jan. 8	at Ball State	ESPN3	7 p.m.
Jan. 12	KENT STATE*	ESPN3	12 p.m.
Jan. 15	at Akron*	ESPN3	7 p.m.
Jan. 19	at Buffalo*	ESPN3	7 p.m.
Jan. 22	BOWLING GREEN*	ESPN3	7 p.m.
Jan. 26	at Western Michigan*	ESPN3	2 p.m.
Jan. 29	at Central Michigan*	ESPN3	7 p.m.
Feb. 2	MIAMI*	ESPN3	12 p.m.
Feb. 9	NORTHERN ILLINOIS*	ESPN3	2 p.m.
Feb. 12	OHIO*	ESPN3	7 p.m.
Feb. 16	at Kent State*	ESPN3	7 p.m.
Feb. 19	TOLEDO*	ESPN3	7 p.m.
Feb. 23	WESTERN MICHIGAN*	ESPN3	2 p.m.
Feb. 26	CENTRAL MICHIGAN*	ESPN3	7 p.m.
Mar. 2	at Northern Illinois*	ESPN3	7 p.m.
Mar. 5	BALL STATE	ESPN3	7 p.m.
Mar. 8	at Toledo	ESPN3	7 p.m.
Mar. 11	vs. MAC First Round%	ESPN3	TBA
Mar. 14	MAC Quarterfinals\$	ESPN3	TBA
Mar. 15	MAC Semifinals\$	ESPN3	TBA
Mar. 16	MAC Championship\$	ESPN2	TBA

* - Mid-American Conference game;

- Hub City Classic;

% - MAC Tournament First Round (campus sites);
\$ MAC Tournament (Quicken Loans Arena - Cleveland, Ohio)
Home games in **BOLD CAPS**; All times are site times

GAME INFORMATION

Date: Monday, Nov. 19, 2018

Tipoff: 7 p.m.

Site: Piscataway, N.J.

Arena: Rutgers Athletic Center

Radio: 89.1 WEMU

Chad Bush (pxp)

Television: Big Ten Network

Jason Horowitz (pxp), Jon Crispin (analyst)

Live Stats: EMUEagles.com/livestats

Series: EMU leads, 1-0

Last Meeting: EMU 74, RU 71 (12-9-95)

COACHING STAFF

Head Coach Rob Murphy

Overall Record 133-111

Record at EMU 133-111

MAC Record at EMU 61-61

Associate Head Coach Kevin Mondro

Assistant Coach Matt Cline

Assistant Coach Jimmy Wooten

Director of Operations LaKita Gantz

Asst. Sports Performance Coach Sean Conaty

Video Coordinator Brad Showalter

Athletic Trainer Brad Watson

Graduate Assistants Andrew Kang, Zack VerHulst

MEDIA RELATIONS OFFICE

Asst. Director/MBB Contact Kyler Ludlow

Office Phone 734.487.0318

Cell Phone 937.489.4744

E-mail kludlow1@emich.edu

Assoc. AD/Media Relations Greg Steiner

Assistant Director Katie Gonzales

Graduate Assistant Trent Hanselmann

Graduate Assistant Maddie Heaps

Graduate Assistant Tim Hepler

SOCIAL MEDIA CORNER

Twitter @EMUHoops

@EMUAthletics | #EMUEagles

@robmurphyEMU | @brdcstrkl

Instagram @EMUMBB

@EMUAthletics

Facebook /EMUAthletics | /EMUMBB

EMU PROBABLE STARTERS AND ROSTER

Starters Season Totals

No.	Name	Pos.	Ht.	Wt.	Cl.	GP/GS	PPG	RPG	APG	MIN.
2	James Thompson IV	F/C	6-10	240	Sr.	5/5	8.8	9.4	0.8	26.8
3	Paul Jackson	G	6-2	175	R-Sr.	5/5	15.4	2.6	4.8	31.4
5	Elijah Minnie	G/F	6-9	200	R-Sr.	4/3	12.0	4.0	1.0	25.0
12	Boubacar Toure	C	6-11	241	R-Jr.	5/5	10.2	8.6	0.2	26.8
23	Damari Parris	G	6-1	157	Jr.	5/5	7.0	2.6	0.8	21.6

Off the Bench

0	Jorden Peterson	G	6-4	174	R-Fr.	2/0	0.0	0.0	0.0	1.0
1	Daivon Stephens	F	6-6	206	Fr.	5/0	2.0	1.2	0.5	7.8
10	Malik Ellison	G	5-8	170	So.	4/0	3.3	0.7	1.75	13.0
20	Bud Jones	F	6-8	250	So.	4/0	2.0	1.0	0.0	5.8
21	Kevin McAdoo	G	6-2	162	So.	4/0	9.5	0.5	1.0	16.0
22	Tariq Silver	G	6-5	202	R-Fr.	4/0	1.3	0.0	0.0	4.0
25	Andre Rafus Jr.	G/F	6-9	178	Fr.	3/0	1.3	0.7	0.0	4.3
31	Ty Groce	F	6-7	195	R-Fr.	5/2	3.4	3.8	1.2	16.2
30	Jalen King	F	6-10	195	So.	5/0	1.2	2.0	0.8	7.6
32	Isaiah Green	F	6-7	200	Jr.	5/0	2.0	1.8	0.2	7.6
33	Derek Ballard Jr.	F	6-8	220	R-Fr.	3/0	1.0	1.7	0.0	4.7

EASTERN MICHIGAN STORYLINES, STREAKS AND SIDEBARS

PISCATAWAY, N.J. -- The Eastern Michigan University men's basketball team heads east to take on its second "Power Five" opponent of the season, traveling to New Jersey to take on Rutgers University Monday, Nov. 19 as part of the Hub City Classic.

Eastern Michigan enters the meeting 4-1 on the season after a convincing, 80-62, win over Boston University, Nov. 17. Meanwhile, Rutgers looks to bounce back from an 84-65 home setback at the hands of St. John's University, Nov. 16.

The game will be broadcast nationally on Big Ten Network with Jason Horowitz on play-by-play and Jon Crispin providing analysis. **Chad Bush** will also have the call on WEMU 89.1 FM. Additional coverage can be found by following @EMUHoops on Twitter, and through live stats at EMUEagles.com.

FOUL TROUBLE, NO TROUBLE AT ALL: Redshirt senior **Elijah Minnie** was tagged with his fourth foul with 11:20 on the clock and senior **James Thompson IV** was whistled for his fourth with 9:04 to play in EMU's win over Boston, Nov. 17. Following free throws as a result of Thompson IV's foul, Eastern took control of the game behind a 16-0 run. Additionally, the duo combined to outscore BU, 16-11, over the final nine minutes of play to lead Eastern to the win.

PRONUNCIATION GUIDE

DAIVON Stephens	DAY-von
MALIK Ellison	muh-LEEK
BOUBACAR TOURE	BOO-buh-car TOR-ay
TARIQ Silver	tuh-REEK
Andre RAFUS Jr.	RAIF-uhs
Ty GROCE	GROSS



QUICK FACTS

University

Location	Ypsilanti, Mich.
Founded	1849
Enrollment	21,105
Nickname	Eagles
Colors	Green (PMS 349) and White
Arena (Capacity):	Convocation Center (8,754)
Conference	Mid-American
President	Dr. James M. Smith
VP/Director of Athletics	Scott Wetherbee

Coaching Staff

Head Coach	Rob Murphy
Alma Mater	Central State, 1996
Record at EMU	133-111
Career Record	133-111
Associate Head Coach	Kevin Mondro
Assistants	Matt Cline Jimmy Wooten
Assistant Sports Performance	Sean Conaty
Graduate Assistant	Andrew Kang Brad Showalter

Team Information

2017-18 Record	22-13
2017-18 MAC Record	11-7
2017-18 H/A/N Record	22-13/7-9/1-1
Starters Returning/Lost	4/1
Letterwinners Returning/Lost	10/2
Newcomers	4

Program History

All-Time Record	1,287-1,293
MAC Record	329-415
MAC Regular Season Titles	4 (1988, 91, 96, 98)
MAC West Titles	1 (2012)
MAC Tournament Titles	4 (1988, 91, 96, 98)
NCAA Appearances	4 (1988, 91, 96, 98)
NCAA Record	3-4

Media Relations

Basketball Contact	Kyler Ludlow
Office	734.487.0317
Mobile	937.489.4744
E-mail	kludlow@emich.edu
Press Row	734.484.0612 / 0637
Website	EMUEagles.com



ROB MURPHY

HEAD COACH ~ EIGHTH SEASON AT EMU
CENTRAL STATE, 1996

The 2018-19 campaign will mark Head Coach Rob Murphy's eighth season at the helm of the Eastern Michigan University men's basketball program.

In seven seasons since arriving from Syracuse University, Murphy has made great strides at EMU. Through his first seven seasons, he has accumulated a record of 129-110.

2017-18 saw the Eagles reach tremendous heights, finishing with an overall record of 22-13, an 11-7 mark in Mid-American Conference play, a trip to the MAC Tournament semi-finals, and an appearance in the Collegelinsider.com Tournament. The team's success was highlighted on the court by James Thompson IV, who was named All-MAC First Team, as well as All-MAC Defensive Team. Tim Bond was named the conference's MAC Defensive Player of the Year, while Elijah Minnie (3rd team), and Paul Jackson (Honorable Mention), also earned all-league honors. Thompson became just the third player to join the 1,000 point, 1,000 rebound club, while Bond became the all-time steals leader (238) and joined the 1,000 point club in his swansong.

The 2016-17 season saw the Eagles finish 16-17 overall and 7-11 in Mid-American Conference play. Sophomore James Thompson IV highlighted a spectacular season on the court with an All-MAC Second Team nod to go along with Academic All-MAC and MAC Distinguished Scholar Athlete honors. Junior Tim Bond was named to the Mid-American Conference All-Defensive team for the second consecutive season, while senior Raven Lee set the new single-game scoring record with 50 points at Central Michigan (Feb. 28).

In the 2015-16 campaign, the Detroit, Mich. native helped James Thompson IV to earn the Mid-American Conference Freshman of the Year award. Thompson is just the EMU student-athlete to earn the award in men's basketball. Thompson was also named All-MAC Second Team after recording the third-most single season rebounds (352) in EMU history, along with the second-best single-season field goal percentage (.645) at Eastern, while Raven Lee nabbed All-MAC Honorable Mention accolades. Additionally, Tim Bond was named to the inaugural All-MAC Defensive Team after completing the season with the second-most steals (67) in a single season. As a team, Murphy's defensive philosophy continued to shine as the squad set a single season record in steals (312) and steals per game (9.5). In addition to its defensive prowess, the Eagles had an extremely successful offensive year as well, especially when it came to getting to the free throw line. EMU attempted the second-most free throws (854) in school history, while shattering the free throws made (616) record by 22 makes.

The Green and White saw its second-straight 20-or-more win season during the 2014-15 campaign as Murphy led the Green and White to a 21-14 mark on the year, capped by his second win over a Big Ten opponent when the Eagles knocked off the University of Michigan, Dec. 9, inside the Crisler Center in Ann Arbor, Mich. It was just the third time in EMU history that the Green and White have knocked off the Maize and Blue. In addition, Eastern made it to its second-straight postseason tournament when the Eagles qualified for the College Basketball Invitational (CBI). EMU held teams to a 38.6 field goal percentage, marking the 10th-best in NCAA Division I basketball during the 2014-15 season, while the Eagles saw one of its own make history for the second-straight season. Thus far, Murphy has coached a trio of All-MAC Third Team award winners, in addition to a pair of All-MAC Honorable Mention student-athletes.

At the conclusion of the 2013-14 season after guiding the Eagles to a 22-15 record and the semifinals of the Mid-American Conference Tournament, Murphy was named a finalist for the Ben Jobe Award. The Eagles' 22 victories were the most since the 1996-97 season and tied for fourth-most

in EMU history. Under Murphy, EMU reached the second round of the Collegelinsider.com Tournament (CIT), marking the first time the Eagles had competed in postseason play since the 1997-98 season. During the historic season, the Eagles led the nation in field goal percentage defense behind the 2-3 zone Murphy implemented upon arriving at EMU. In addition to the team

success, Murphy coached Da'Shonte Riley into becoming Eastern's first ever MAC Defensive Player of the Year during the 2013-14 campaign. Along with Riley's award, Karrington Ward was named All-MAC Third Team, while Lee scored the most points by an EMU freshman with 380.

In Murphy's second season at EMU, the Eagles registered a 47-44 victory against Purdue. It was the first time since the 1996-97 season that EMU had beaten a Big Ten opponent. During the 2012-13 campaign, the Eagles used their stingy defense to beat Northern Illinois, 42-25. In that contest, the Huskies scored just four points in the first half and converted on 8-of-61 field goals, including holding NIU to just 1-of-33 3-pointers in the game. The Huskies 13.1 percent field goal percentage was the lowest in NCAA history since the shot clock was implemented. The season concluded with EMU winning two games in the MAC Tournament for the first time since the 1997-98 season to reach the quarterfinals.

After Murphy was hired on April 21, 2011, he and his staff worked tirelessly to implement his defensive philosophy and begin the process of reviving the EMU men's basketball program. During Murphy's inaugural season, 2011-12, the Eagles won Eastern's first-ever MAC West Division Championship.

For his efforts in leading the team to that West championship, Murphy was named MAC Coach of the Year and Co-Coach of the Year in the NCAA District 14 Division I ranks by the National Association of Basketball Coaches.

Coach Murphy has been on the staff of two outstanding college basketball programs and was also a highly successful high school head coach in Detroit, leading Crockett to the Class B State Championship in 2000-01 and was the associate head coach on the staff of the Detroit Central High School team that won the Class A state title in 1997-98.

Murphy took over the EMU job with a strong understanding of high school basketball in the state of Michigan. He spent six years coaching in the Detroit Public School League (1996-2002), four as the head boys basketball coach at Detroit Crockett Technical High School.

A graduate of Central State University in Wilberforce, Ohio, Murphy was a two-year starter on the basketball team and the team's Defensive Player of the Year as a senior.

After graduating from Central State, Murphy returned to his hometown of Detroit to begin his coaching career at Detroit Central High School as the associate head coach in 1996-98. Central won the state Class A championship in 1997-98 after finishing runner-up in 1996-97.

Murphy then moved over to become the head boys basketball coach at Crockett H.S. and after his first team posted a 5-13 mark, the Rockets improved to win three consecutive Class B District titles and captured the state championship in 2000-01. His Crockett teams had a 64-27 record and he was named All-Metro Coach of the Year by the Detroit Free Press in 2000-01.

From Crockett, Murphy joined the Kent State University staff for two seasons, 2002-03 and 2003-04, and the teams turned in back-to-back 22-9 seasons on the way to two Mid-American Conference East Division crowns. Both teams were invited to the National Invitation Tournament (NIT).

After that successful two-year stint as an assistant for the Golden Flashes, Murphy joined Head Coach Jim Boheim's Syracuse University men's basketball program as an assistant. During his seven years on the staff, the Orange recorded a 180-67 overall record and played in the post season every year, with five NCAA appearances and two NIT stops.

A native of Detroit, Murphy attended Mumford High School where he lettered in both football and basketball, earning All-State honors in football.

He and his wife, TeNesha, have one son, Robert II (9) and a daughter, Ryann (6).

CASHING IN ON THE FREEBIES: Eastern Michigan made the most of its trips to the charity stripe against Boston, knocking down 11-of-12 free throws, Nov. 17. EMU's 91.7 free throw percentage was not only the Eagles' eighth-best all-time, but it also tied for the second-highest in Convocation Center history. Eastern's 11-for-12 showing tied the mark set by Miami, Jan. 31, 2001, while it's the highest since Bowling Green went a perfect 25-for-25, March 6, 2004.

NOTHING MINI ABOUT IT: Redshirt senior **Elijah Minnie** broke out for a season-high 28 points against Boston, Nov. 17, on 10-of-17 shooting. Minnie also tied a career-high with five triples and four assists to pave the way for the Eagles offensively. The Pittsburgh, Pa. native put up the most points by an Eagle since he registered 29 points against Niagara in the opening round of the CollegeInsider.com Tournament, March 14, 2018.

EMU IS NOT WHO OPPONENTS WANT TO SEE: Coming off a loss at No. 1 Duke, Nov. 14, Eastern Michigan bounced back with a convincing 80-62 win over Boston, Nov. 17. In fact, EMU has rebounded from losses quite well dating back to last season. Since the beginning of the 2017-18 campaign, the Eagles are 10-3 when coming off a loss.

DOUBLE-DOUBLE TROUBLE: After totaling 20 double-doubles a season ago, senior **James Thompson IV** collected his first of the 2018-19 season with a 14-point, 14-rebound performance against Boston University Saturday, Nov. 17. The Baton Rouge, La. native is the active NCAA leader in rebounding with 1,150 in his career, and second in career double-doubles with 60.

ALL-TIME VS. RUTGERS: Eastern Michigan and Rutgers have only played each other one other time in program history. In that matchup, also in Piscataway, EMU came out on top in a tightly-contested 74-71 showdown, Dec. 9, 1995. **Derrick Dial** led the way for the Eagles with 24 points, **Brian Tolbert** added 14, and **Nkechi Ezugwu** had a near-double-double of nine points and 10 boards.

ALL-TIME VS. BIG TEN: EMU has an overall record of 13-77 in games against B1G opponents over its 120 year history, with most of them coming against the University of Michigan or Michigan State University.

The last time an Eastern team faced an opponent from the B1G was just a season ago, as EMU fell to Indiana University, 67-87.

LAST WIN OVER A B1G TEAM: Head Coach **Rob Murphy** was in his fourth season at the helm of Eastern Michigan the last time it defeated an opponent from the Big 10. The Eagles traveled the short distance to Ann Arbor and upset the University of Michigan, 45-42. EMU has only played four opponents from the B1G since, losing at Penn State, at Indiana, and at Michigan State twice.

AGAINST THE GARDEN STATE: The Eagles have only played in the state of New Jersey one time prior to Monday's showdown with the Scarlet Knights. That occurrence came back in 1995, when Eastern topped Rutgers, 74-71.

Moreover, EMU has only played two New Jersey-based schools in the form of Rutgers and Monmouth University. The Green and White's lone meeting with Monmouth came as part of the Basketball Traveler's Invitational during the 2010-11 season. MU outlasted EMU, 64-63, in Moscow, Idaho, Dec. 3, 2010, despite a 28-point, 12-rebound effort by **Brandon Bowdry**.

CHASING DOWN THE REBOUND RECORD: Senior **James Thompson IV** has led Eastern in rebounding in each of the last three games, including a season-best 14 boards against Boston, Nov. 17.

Thompson is the NCAA's active career rebound leader with 1,150 during his three-plus seasons with Eastern. The Baton Rouge, La. native needs 277 boards to pass all-time EMU record holder **Kennedy McIntosh**.



2018-19 MAC Standings

WEST DIVISION

Team	Overall	MAC
Eastern Michigan	4-1	0-0
Central Michigan	3-1	0-0
Western Michigan	3-1	0-0
Northern Illinois	2-1	0-0
Toledo	2-1	0-0
Ball State	1-3	0-0

EAST DIVISION

Team	Overall	MAC
Akron	3-0	0-0
No. 25 Buffalo	3-0	0-0
Kent State	2-1	0-0
Ohio	2-1	0-0
Bowling Green	2-2	0-0
Miami	2-2	0-0

AROUND THE MAC:

Friday, Nov. 16

Chicago State 46, Akron 87
 Liberty 77, Kent State, 70
 South Florida 73, Ohio 46
 Miami 89, North Dakota State, 78
 Weber State 78, Central Michigan 76
 Alabama 79, Ball State 61

Saturday, Nov. 17

Aquinas 52, Western Michigan 99
 Illinois Tech 66, Northern Illinois 73

Boston 62, Eastern Michigan 80

Montana 73, Miami 71

Sunday, Nov. 18

Ball State at Appalachian State, 11 a.m.
 Alcorn State at Kent State, 4 p.m.
 Central Michigan vs. San Jose State, 6 p.m.
 Loyola Marymount vs. Ohio, 6:30 p.m.

Monday, Nov. 19

Clemson vs. Akron, 11 a.m.
 Hampton vs. Bowling Green, 5 p.m.
Eastern Michigan at Rutgers, 7 p.m.
 Western Michigan at Cincinnati, 7 p.m.
 Florida Gulf Coast vs. Toledo, 7:30 p.m.

Tuesday, Nov. 20

Savannah State at Kent State, 7 p.m.

Wednesday, Nov. 21

Dartmouth at Buffalo, 7 p.m.

EMU All-Time In Overtime

All-time Record in Overtime	30-31
All-time Record in Double Overtime	4-9
All-time Record in Triple Overtime	1-1

EMU Last 35 Overtime Games

Date	Opponent	OT	Result
1-6-18	vs. Bowling Green	OT	L, 71-75
11-29-17	at North Florida	OT	L, 81-84
3-9-15	vs. Miami	OT	W, 62-61
1-10-15	at Miami	OT	L, 81-82
1-7-15	vs. Ball State	OT	L, 59-60
12-21-13	at Oakland	OT	W, 81-79
2-1-12	at Miami	OT	L, 57-62
1-11-12	vs. Western Michigan	OT	W, 62-59
12-11-10	vs. Detroit	OT	L, 65-68
3-8-09	at Ball State	OT	W, 55-53
12-29-07	at Texas A&M-C.C	OT	L, 72-75
3-2-07	at Central Michigan	OT	W, 87-63
3-4-06	vs. Ball State	OT	L, 77-89
1-7-06	at Miami	OT	L, 59-64
3-6-04	vs. Bowling Green	OT	W, 78-75
2-19-03	at Ohio	OT	W, 76-73
2-15-03	vs. Northern Illinois	OT	L, 68-70
2-9-02	vs. Northern Illinois	OT	L, 85-90
1-19-00	vs. Akron	OT	L, 81-89
12-30-99	vs. Detroit	OT	W, 82-80
1-20-99	vs. Central Michigan	OT	W, 56-53
11-28-98	at Colorado State	OT	L, 73-78
3-3-98	vs. Ball State	OT	W, 98-92
12-17-97	at Michigan	OT	W, 89-83
12-29-96	vs. Idaho	OT	W, 81-71
1-20-98	vs. Ball State	OT	W, 109-102
1-18-95	at Bowling Green	OT	L, 88-90
12-6-93	at Wisconsin-Mil.	OT	W, 102-94
1-27-93	vs. Miami	OT	L, 62-69
2-26-92	vs. Kent State	OT	W, 67-65
3-17-91	vs. Penn State	OT	W, 71-68
3-9-91	vs. Bowling Green	OT	W, 72-66
1-30-91	vs. Kent State	OT	L, 74-81
12-7-90	vs. American Univ.	OT	W, 92-83
2-24-90	vs. Bowling Green	OT	L, 60-65
1-24-90	vs. Central Michigan	OT	W, 71-70
1-6-90	at Kent State	OT	L, 78-82

EMU All-Time Multiple Overtime Games

Date	Opponent	OT	Result
11-11-16	at Pittsburgh	2OT	L, 90-93
1-23-16	vs. Ball State	2OT	L, 87-88
2-20-14	at Northern Illinois	2OT	L, 59-61
3-11-10	vs. Akron	2OT	L, 89-97
1-13-09	vs. Central Michigan	2OT	W, 84-77
3-5-05	at Toledo	2OT	L, 70-78
2-6-02	at Western Michigan	2OT	L, 94-101
1-8-00	at Ball State	3OT	W, 98-93
12-21-99	at TCU	2OT	L, 101-107
2-28-96	vs. Ohio	2OT	W, 81-77
1-3-96	vs. Toledo	2OT	W, 91-87
3-16-95	at Bradley	2OT	L, 85-86
12-5-89	vs. Missouri	2OT	L, 75-77
12-8-84	vs. Cleveland St.	2OT	W, 109-105
12-9-83	vs. Lamar	3OT	L, 70-78

ON THE HORIZON: After wrapping up the Hub City Classic, Eastern Michigan returns to the friendly confines of the Convocation Center for a single game against Detroit Mercy Saturday, Nov. 24, at 2 p.m.

The Eagles then hit the road for a two-game stretch, taking on No. 21 TCU in Fort Worth, Texas Monday, Nov. 26, before heading back east to take on Northeastern University Saturday, Dec. 1.

DOUBLE-DOUBLE MACHINE: James Thompson IV is the active NCAA leader in career double-doubles, registering 60 in his Eastern Michigan career. The Baton Rouge, La. native still trails Eastern legend **Kennedy McIntosh** by 18 on EMU's all-time list.

BREAKING THE GLASS CEILING: Eastern Michigan Director of Basketball Operations (DOBO) **Lakita Gantz** is one of just five women employed full-time by an NCAA Division I men's basketball team. Gantz is joined by Edniesha Curry (Maine, Assistant Coach), Sarah Judd (Oakland, DOBO), Katherine Palmer (Charlotte, DOBO), and Whitney Robison (Portland, DOBO).

HOME COURT ADVANTAGE: Eastern Michigan has won 96 of its 123 home games during the **Rob Murphy** era of Eagles' basketball. EMU has racked up a solid home-court advantage inside the friendly confines of the Convocation Center since the doors opened during the 1998-99 campaign, winning 61.6 percent of the contests played in the building, piling up a 189-118 all-time mark.

WHAT A SCHEDULE!: After taking on No. 1 Duke Nov. 14, the Eagles still have one of their most daunting non-conference schedules of the **Rob Murphy** era in front of them. Waiting on the schedule is a trip to No. 2 Kansas, No. 21 TCU, plus a home-and-home with No. 25 Buffalo.

Eastern also has two road trips east to take on Rutgers and Northeastern on the non-conference slate.

THE LAST TIME WE MET...

GAME 5 - Dec. 9, 1995 - RAC - Piscataway, N.J.

R	Eastern Michigan	74
	Rutgers	71

A SPARK OFF THE BENCH: EMU was stuck in a funk against No. 1 Duke on both sides of the ball until the bench picked up production. Sophomore **Kevin McAdoo** provided nine points to tie for the team-high, and fellow second-year guard **Malik Ellison** distributed a team-best three assists while not committing a single turnover.

WELCOME BACK KEVIN MAC: After sitting out the season opener against Rochester College, sophomore guard **Kevin McAdoo** has come off the bench to score 10 points against both Drexel and Goshen, while turning in a team-high nine points at Duke and versus Boston.

A MARK IN HISTORY: Redshirt junior **Boubacar Toure** followed up his 15-point, 15-rebound performance in the Eagles' opener against Rochester with another double-double, this time with 14 points and 11 rebounds in Eastern's win over Drexel.

By starting his career with back-to-back double-doubles, Toure solidified himself in the EMU record books. Only one other player in program history has ever accomplished the feat: all-time great **George Gervin**. Gervin netted 27 points and 15 rebounds in his debut, and followed it with a 16 points, 13 rebound performance in his second game.

BACK IN ACTION JACKSON: After starting the season with a career-high 27-point output, redshirt senior **Paul Jackson** came back the next game with a 20-point performance in the Eagles' win over Drexel. It marked the first time in the point guard's career that he went for 20 or more points in back-to-back games. He currently ranks fourth in the MAC in assists (4.8 apg) and 15th in scoring (15.5 ppg).

STACK UP THE PRESEASON HONORS: Senior **James Thompson IV** and redshirt senior **Elijah Minnie** were each named to the preseason All-MAC West Division Team. The conference honors were just a bow on what has been a preseason packed with honors for the frontcourt duo.

EVERYBODY'S A WINNER! (ALMOST): In Eastern's 97-74 drubbing of Goshen College, 14-of-15 players that saw the court scored, including the first career points for sophomore **Jalen King**, redshirt freshmen **Tariq Silver** and **Derek Ballard Jr.**, and freshman **Andre Rafus Jr.**

DANDY DEBUTS: Redshirt junior **Boubacar Toure** and junior **Damari Parris** made quite the impact for the Green and White in their Eastern Michigan debuts, as Toure posted a double-double of 15 points and 15 rebounds and Parris added 15 points, six rebounds, and three steals.

Toure went 6-for-8 from the floor and added three free throws for a career-best 15 points, while his 15 rebounds (12 defensive, three offensive) also marked a career-high.

THE EASTERN BIG THREE: Eastern Michigan returns its top three scorers from a season ago in **Elijah Minnie** (16.8 ppg), **Paul Jackson** (14.9 ppg), and **James Thompson IV** (14.5 ppg). Those three alone accounted for nearly 65 percent of the scoring from last year's team that went 22-13.

EMU PICKED TO WIN THE MAC WEST: The Eastern Michigan University men's basketball team was selected to finish first in the MAC West Division for the 2018-19 campaign, the Mid-American Conference announced Tuesday, Oct. 27. The Eagles received 183 total points, trailing only Buffalo (210) for the overall conference lead. The Bulls led the way with votes for the MAC Tournament Champion (25), with Eastern (3), and Toledo (3) tying in a distant second place.

PRESEASON WATCH LISTS: EMU is the only Mid-American Conference school to have two players named to Naismith Starting Five teams, as senior **James Thompson IV** is a candidate for the Kareem Abdul-Jabbar Award and redshirt senior **Elijah Minnie** is a nominee for the Julius Erving Award.

EMU's Record		
	2018-19	Under Murphy
At home	4-0	96-27
On the road	0-1	31-77
At neutral sites	0-0	6-7
In overtime	0-0	3-7
In MAC games	0-0	61-61
In MAC tournament	0-0	10-7
In non-conference games	4-1	69-48
In the postseason	0-0	1-3
In games decided by...		
5 points or less	1-0	33-33
6-10 points	1-0	23-24
11 points or more	2-1	74-53
Leading at the half	4-0	102-22
Trailing at the half	0-1	22-83
Tied at the half	0-0	7-6
Shooting 45% or better	4-0	71-13
Shooting less than 45%	0-1	60-97
Opp. 45% or better	0-1	18-59
Opp. less than 45%	3-0	113-50
Shooting better than opp.	4-0	110-23
Shooting worse than opp.	0-1	20-86
Shooting the same	0-0	0-1
Outrebounding opp.	4-0	76-25
Opp. outrebounds EMU	0-1	47-84
Rebounds are tied	0-0	7-3
70% or better on FT	3-0	79-47
Less than 70% on FT	1-1	50-63
More FT att. than opp.	3-0	93-19
Fewer FT att. than opp.	1-1	28-88
Same FT att. as opp.	0-0	8-3
40% or better on 3PT	2-0	44-25
Less than 40% on 3PT	2-1	87-86
More turnovers than opp.	1-1	22-47
Less turnovers than opp.	2-0	100-57
Same turnovers as opp.	1-0	7-6
Scoring 80 or more points	2-0	39-9
Scoring 70-79 points	1-0	36-15
Scoring 60-69 points	1-0	29-32
Scoring 50-59 points	0-0	20-34
Scoring less than 50 points	0-1	7-19
Allowing 80 or more points	0-1	6-35
Allowing 70-79 points	1-0	14-40
Allowing 60-69 points	3-0	39-25
Allowing less than 60 points	0-0	70-9

2018-19 EMU Specialty Stats

EMU FG% at home	52.2
EMU FT% at home	67.3
EMU 3-Pt. % at home	32.1
EMU FG% on road	30.9
EMU FT% on road	33.3
EMU 3-Pt. % on road	16.7
EMU Point average at home	80.0
EMU Point average on road	46.0
Largest Lead in a Game	31
Largest Halftime Lead	21
Largest Halftime Deficit	35
Largest deficit overcome to win	6
Largest lead surrendered in loss	2

2018-19 Bench Scoring (EMU/OPP)

vs. Rochester	2/19
vs. Drexel	14/13
vs. Goshen	49/37
at Duke	19/30
vs. Boston	15/21
at Rutgers	--/--
vs. Detroit Mercy	--/--
at TCU	--/--
at Northeastern	--/--
vs. Central State	--/--
vs. UC Irvine	--/--
vs. Siena Heights	--/--
at Kansas	--/--
vs. Buffalo	--/--
at Ball State	--/--
vs. Kent State	--/--
at Akron	--/--
at Buffalo	--/--
vs. Bowling Green	--/--
at Western Michigan	--/--
at Central Michigan	--/--
vs. Miami	--/--
vs. Northern Illinois	--/--
at Ohio	--/--
at Kent State	--/--
vs. Toledo	--/--
vs. Western Michigan	--/--
vs. Central Michigan	--/--
at Northern Illinois	--/--
vs. Ball State	--/--
at Toledo	--/--
MAC First Round	--/--
MAC Quarterfinals	--/--
MAC Semifinals	--/--
MAC Final	--/--
TOTAL	84/99

TELEVISION ROSTER **E**



0 - Jorden Peterson - 6-4 - 175
Fr. - Guard



1 - Daivon Stephens - 6-6 - 206
Fr. - Forward



2 - James Thompson IV - 6-10 - 241
Sr. - Forward/Center



3 - Paul Jackson - 6-2 - 178
R-Sr. - Guard



5 - Elijah Minnie - 6-9 - 212
R-Sr. - Forward



10 - Malik Ellison - 5-8 - 170
So. - Guard



12 - Boubacar Toure - 6-11 - 241
R-Jr. - Center



20 - Bud Jones - 6-8 - 265
So. - Forward



21 - Kevin McAdoo - 6-2 - 162
So. - Guard



22 - Tariq Silver - 6-5 - 202
So. - Guard



23 - Damari Parris - 6-1 - 157
Jr. - Guard



25 - Andre Rafus Jr.
Fr. - Guard/Forward



30 - Jalen King - 6-9 - 215
So. - Forward



31 - Ty Groce - 6-7 - 207
R-So. - Forward



32 - Isaiah Green - 6-7 - 204
Sr. - Forward



33 - Derek Ballard Jr. - 6-8 - 229
R-Fr. - Forward

2018-19 EMU ROSTER

No.	Name	Pos.	Ht.	Wt.	Cl.-El.	Hometown-High School (Previous College)
0	Jorden Peterson	G	6-4	175	So.-Fr.	Detroit, Mich.-CMA
1	Daivon Stephens	F	6-6	206	Fr.-Fr.	Pittsburgh, Pa.-Penn Hills Senior
2	James Thompson IV***	F/C	6-10	241	Sr.-Sr.	Baton Rouge, La.-Parkview Baptist
3	Paul Jackson*	G	6-2	178	Gr.-Sr.	Stone Mountain, Ga.-Martin Luther King Jr. (Eastern Kentucky)
5	Elijah Minnie*	G/F	6-9	212	Gr.-Sr.	Pittsburgh, Pa.-Lincoln Park (Robert Morris)
10	Malik Ellison*	G	5-8	170	So.-So.	Flint, Mich.-Beecher
12	Boubacar Toure	C	6-11	241	Gr.-Jr.	Dakar, Senegal-Phase One Academy (Grand Canyon)
20	Bud Jones*	F	6-8	265	So.-So.	Anderson, S.C.-TL Hanna
21	Kevin McAadoo*	G	6-2	167	So.-So.	Pontiac, Mich.-West Bloomfield
22	Tariq Silver	G	6-5	202	So.-Fr.	Clarksville, Tenn.-Northwest
23	Damari Parris	G	6-1	157	Jr.-Jr.	Bowie, Md.-Evelyn Mack Academy (Trinity Valley CC)
25	Andre Rafus Jr.	G/F	6-9	178	Fr.-Fr.	Baltimore, Md.-Reach Partnership at Lake Clifton
30	Jalen King*	F	6-9	215	So.-Fr.	Pasco, Wash.-Kings Academy
31	Ty Groce*	F	6-7	207	Jr.-So.	Ypsilanti, Mich.-Lincoln
32	Isaiah Green*	F	6-7	204	Sr.-Sr.	Southfield, Mich.-Southfield (Lansing CC)
33	Derek Ballard Jr.	F	6-8	229	So.-Fr.	Southfield, Mich.-Southfield-Lathrup

Head Coach: Rob Murphy - eighth season
 Associate Head Coach: Kevin Mondro
 Assistant Coaches: Matt Cline, Jimmy Wooten
 Dir. of Basketball Operations: LaKita Gantz
 Assistant Sports Performance Coach: Sean Conaty
 Video Coordinator: Brad Showalter
 Graduate Assistants: Andrew Kang, Zack VerHulst

DOMINATING DEFENSE: Eastern Michigan had the MAC's best defense in 2017-18, allowing opponents just 66.8 points per game on the season, and holding them to a conference-best 40.4 shooting percentage. The Eagles have been even better since league play began, allowing just 65.4 points per game while holding opponents to a 40.1 mark from the floor.

Eastern held opponents to 69 points-or-less in a game 20 times during the season. EMU is 17-3 in those games. The Eagles had a season-low 41 point effort, Feb. 3, against Ball State to go along with impressive performances against Spring Arbor (60), Arkansas State (59), South Florida (47), Rochester (48), Miami (48), and Akron (49).

LEAGUE LEADERS: EMU led the Mid-American Conference in steals per game (8.8) and blocks per game (6.2) in 2017-18, as well as defensive field goal percentage (40.7), and scoring defense (67.2). Eastern ranked third in the NCAA in blocks and seventh in steals per game, the only team in the country ranked in both top sevens.

Individually, **James Thompson IV** led five categories (double-doubles, defensive rebounds, offensive rebounds, total rebounds, and field goal percentage), while also finishing second in blocks per game (1.9) and 20th in scoring (15.3). **Elijah Minnie** ranked fifth in scoring with an average of 16.8 per game, third in blocked shots per game with a 1.9 average, and fourth in free throw shooting at 84.3 percent.

45TH MAC SEASON: The 2018-19 season will be the 45th for the Eagles in the Mid-American Conference. The first year of MAC play for EMU was 1974-75 when the then-Hurons went 12-14 and 4-9 in league play.

Eastern has added three Mid-American Conference championships to its shelf: 1987-88, 1990-91 and 1995-96. Additionally EMU captured the tournament title in 1997-98.

The EMU Record Book

Single-Game Points Scored

1.	Ray Lee (Feb. 28, 2017)	50
2.	Gary Tyson (March 2, 1974)	47
t-3.	Ray Lee (Feb. 2, 2016)	46
t-3.	Webster Kirksey (Dec. 20, 1952)	46
t-5.	Derrick Dial (Jan. 5, 1998)	45
t-5.	Earl Boykins (Feb. 21, 1998)	45

Single-Game Field Goals Made

1.	Webster Kirksey (Dec. 20, 1952)	22
t-2.	George Gervin (Dec. 8, 1971)	21
t-2.	Gary Tyson (March 2, 1974)	21

Single-Game Free Throws Made

1.	Andy Shepard (Jan. 6, 1955)	18
t-2.	George Gervin (Jan. 7, 1972)	17
t-2.	John Bowler (Feb. 22, 2006)	17

Single-Game Three-Pointers Made

t-1.	Ray Lee (Feb. 2, 2016)	9
t-1.	Derrick Dial (Jan. 5, 1998)	9
t-3.	Brad Soucie (March 18, 1988)	8
t-3.	Ellery Morgan (March 6, 1993)	8

Single-Game Rebounds

1.	Kareem Carpenter (March 8, 1995)	27
t-2.	Steve Ditchkoff (Dec. 17, 1965)	26
t-2.	Kareem Carpenter (Jan. 19, 1995)	26
t-4.	Kennedy McIntosh (Jan. 14, 1995)	25
t-4.	George Gervin (Jan. 22, 1972)	25

Single-Game Steals

1.	Michael Ross (Nov. 25, 2003)	9
t-2.	Tim Bond (March 4, 2016)	8
t-2.	Carlos Medlock (Nov. 10, 2006)	8

Single-Game Assists

1.	Harvey Marlatt (March 4, 1970)	18
2.	Earl Boykins (Feb. 28, 1998)	15
3.	Percy Cooper (March 1, 1986)	14
4.	Percy Cooper (Jan. 22, 1986)	13

Single-Game Blocked Shots

1.	Theron Wilson (Jan. 3, 1996)	8
----	------------------------------	---

Single-Game Home Attendance

1.	vs. Michigan (Dec. 9, 1998)	7,647
2.	vs. Central Michigan (Feb. 12, 2005)	5,423
3.	vs. Spring Arbor (Nov. 10, 2017)	4,767

Jorden PETERSON

G • 6-4 • So.-So. • Detroit, Mich. / CMA

MIN	FG	3FG	FT	REB	AST	PTS
1.0	---	---	---	0.0	0.0	0.0

Sat out last season as a redshirt
Two-year letterwinner at Communication and Media Arts High School in Detroit
First team All-PSL selection as well as a second team all-conference member as a senior

Daivon STEPHENS

F • 6-6 • Fr.-Fr. • Pittsburgh, Pa. / Penn Hills Senior

MIN	FG	3FG	FT	REB	AST	PTS
7.8	66.7	33.3	50.0	1.2	0.5	2.0

One of two freshman to join Eastern Michigan in 2018-19
Penn Hills Senior graduate played varsity for the Indians for three seasons
Averaged 18 points, 8.0 assists, and 7.0 rebounds per game during his senior season

James THOMPSON IV

F/C • 6-10 • Sr.-Sr. • Baton Rouge, La. / Parkview Baptist

MIN	FG	3FG	FT	REB	AST	PTS
26.8	52.8	20.0	62.5	9.4	0.8	8.8

Started and played in all 35 of Eastern's games in his junior season
Named All-MAC First Team, NABC All-District 14 First Team, and All-MAC Defensive Team last year
Earned Preseason All-MAC West honors and a spot on the Kareem Abdul-Jabbar Award watchlist

Paul JACKSON

G • 6-2 • Gr.-Sr. • Stone Mountain, Ga. / Martin Luther King Jr. (Eastern Kentucky)

MIN	FG	3FG	FT	REB	AST	PTS
31.4	42.9	25.0	76.5	2.6	4.8	15.4

Averaged 14.9 points and 4.6 assists per game in his first season on the court for EMU
Named All-MAC Honorable Mention, Academic All-MAC, MAC All-Tournament Team in 2017-18
Scored a career-high 27 points in the 2018-19 opener against Rochester College

Elijah MINNIE

G/F • 6-9 • Gr.-Sr. • Pittsburgh, Pa. / Lincoln Park (Robert Morris)

MIN	FG	3FG	FT	REB	AST	PTS
25.0	41.9	26.1	85.7	4.0	0.8	12.0

Led the 2017-18 Eagles in scoring with 16.8 points per game
Named All-MAC Third Team at the end of the 2017-18 season
Named Preseason All-MAC West team and the Julius Irving Award preseason watchlist

Malik ELLISON

G • 5-8 • So.-So. • Flint, Mich. / Beecher

MIN	FG	3FG	FT	REB	AST	PTS
13.0	36.4	50.0	---	0.7	1.75	3.3

Four-time first team all-conference and three-time first team all-state honoree
Averaged 26.2 points per game and 5.1 assists on his way to earning Class C Player of the Year honors
First double-digit scoring effort at South Florida, Nov. 26, 2017 (11 points)

Boubacar TOURE

C • 6-11 • Gr.-Jr. • Dakar, Senegal / Phase One Academy (Grand Canyon)

MIN	FG	3FG	FT	REB	AST	PTS
26.8	64.5	---	68.8	8.6	0.2	10.2

Comes to EMU with two years of eligibility remaining after beginning his career at Grand Canyon
Posted back-to-back double-doubles to begin EMU career

Bud JONES

F • 6-8 • So.-So. • Anderson, S.C. / TL Hanna

MIN	FG	3FG	FT	REB	AST	PTS
5.8	66.7	---	---	1.0	0.0	2.0

Three-year letterwinner for Barney Brown at TL Hanna High School
Had 1,001 career points and was a two-time all-region selection
Averaged 1.0 points and 1.0 rebounds in 24 games played as a freshman

Kevin MCADOO

G • 6-2 • So.-So. • Pontiac, Mich. / West Bloomfield

MIN	FG	3FG	FT	REB	AST	PTS
16.0	55.2	54.5	0.0	0.5	0.8	9.5

Four-year letterwinner at West Bloomfield High School, third team all-state honoree
Averaged 25 points, five assists and five rebounds per game as a senior, leading his team to the final four
Put up 4.6 points per game and shot 46 percent from the floor in his rookie campaign

Tariq SILVER

G • 6-5 • So.-Fr. • Clarksville, Tenn. / Northwest

MIN	FG	3FG	FT	REB	AST	PTS
4.0	33.3	50.0	0.0	0.0	0.0	1.3

Scored first career points against Goshen College (Nov. 11, 2018)
Named TN Sports 360 Player of the Year and *The Lead-Chronicle* All-Area Player of the Year
Earned all-state honors and led his team to the district championship

Damari PARRIS

G • 6-1 • Jr.-Jr. • Bowie, Md. / Evelyn Mack Academy (Trinity Valley C.C.)

MIN	FG	3FG	FT	REB	AST	PTS
21.6	31.6	37.5	83.3	2.6	0.8	7.0

Spent his most recent season at Trinity Valley Community College in Athens, Texas
Averaged 12.5 points, 3.0 rebounds, and 1.2 assists per game in his only year with the Cardinals
Began his collegiate career at Western Kentucky University where he averaged 10.8 minutes per game

Andre RAFUS JR.

G/F • 6-9 • Fr.-Fr. • Baltimore, Md.-Reach Partnership at Lake Clifton

MIN	FG	3FG	FT	REB	AST	PTS
4.3	50.0	0.0	0.0	0.7	0.0	1.3

Top-ranked recruit of the Murphy era as a consensus three-star forward
Joins Eastern after spending a season playing at Mt. Zion Prep
The 1,000-point scorer was named to all-star teams after his freshman and sophomore seasons

Jalen KING

G • 6-9 • So.-So. • Pasco, Wash. / Kings Academy

MIN	FG	3FG	FT	REB	AST	PTS
7.6	100	---	---	2.0	0.8	1.2

Named the defensive player of the year his sophomore and junior seasons
Played in 20 games in 2017-18, averaging 0.8 rebounds
Scored first career points against Goshen College (Nov. 11, 2018)

Ty GROCE

F • 6-7 • Jr.-So. • Ypsilanti, Mich. / Lincoln

MIN	FG	3FG	FT	REB	AST	PTS
16.2	53.3	0.0	100	3.8	1.2	3.4

Three-year letterwinner at Ypsilanti Lincoln High School
Associated Press All-State honorable mention and *Detroit Free Press* Third Team All-State honoree
Played in 34 games with seven starts in 2017-18, averaging 0.9 points and 1.2 rebounds

Isaiah GREEN

F • 6-7 • Sr.-Sr. • Southfield, Mich. / Southfield (Lansing C.C.)

MIN	FG	3FG	FT	REB	AST	PTS
7.6	71.4	---	---	1.8	0.2	2.0

Named NJCAA Division II First Team All-American at LCC
Earned NJCAA Region XII First Team honors and All-MCCAA Team and MCCAA Western Conference
Played in 17 games in 2017-18, averaging 3.9 points and 2.6 rebounds in 2017-18

Derek BALLARD JR.

F • 6-8 • So.-Fr. • Southfield, Mich. / Southfield-Lathrup

MIN	FG	3FG	FT	REB	AST	PTS
4.7	0.0	0.0	75.0	1.7	0.0	1.0

Sat out last season as a redshirt
Averaged eight points and five rebounds per game in his senior season at Southfield-Lathrup
Scored first career points against Goshen College (Nov. 11, 2018)

Head Coach: Rob Murphy - eighth year
Associate Head Coach: Kevin Mondro
Assistant Coaches: Matt Cline, Jimmy Wooten

Director of Basketball Operations: LaKita Gantz
Assistant Sports Performance Coach: Sean Conaty
Graduate Assistants: Andrew Kang, Zack VerHulst

The EMU Record Book

MOST POINTS BY AN EMU FRESHMAN

Name	Points	Year
1. James Thompson IV	490	2015-16
2. Ray Lee	380	2013-14
3. Earl Boykins	375	1994-95
4. Darryl Garrett	358	2004-05
5. Lorenzo Neely	338	1987-88
6. Carlos Medlock	322	2005-06
7. Kennedy McIntosh	315	1967-68
8. Derrick Dial	294	1994-95
9. Theron Wilson	270	1992-93
10. Calvin Warner	267	1998-99

MOST POINTS BY AN EMU SOPHOMORE

Name	Points	Year
1. George Gervin	886	1971-72
2. Ray Lee	586	2014-15
3. Earle Higgins	583	1967-68
4. Ricky Cottrill	582	2001-02
5. Brian Tolbert	509	1993-94
6. Earl Boykins	479	1995-96
7. James Thompson IV	474	2016-17
7. Brandon Bowdry	472	2008-09
8. Harvey Marlatt	457	1967-68
9. Kennedy McIntosh	454	1968-69

MOST POINTS BY AN EMU JUNIOR

Name	Points	Year
1. Lindell Reason	633	1970-71
2. Earl Boykins	611	1996-97
3. Elijah Minnie	589	2017-18
4. Derrick Dial	565	1996-97
5. Kennedy McIntosh	561	1969-70
6. Gary Tyson	555	1972-73
7. Paul Jackson	522	2017-18
8. Brandon Bowdry	520	2009-10
9. Brian Tolbert	509	1994-95
10. James Thompson IV	507	2017-18

MOST POINTS BY AN EMU SENIOR

Name	Points	Year
1. Kennedy McIntosh	838	1970-71
2. Earl Boykins	746	1997-98
3. Grant Long	689	1987-88
4. Marcus Kennedy	659	1990-91
5. Brian Tolbert	635	1995-96
6. Derrick Dial	607	1997-98
7. Brandon Bowdry	598	2010-11
8. Gary Tyson	583	1973-74
9. Fred Cofield	577	1984-95
10. John Bowler	563	2005-06

SINGLE GAMES WITH MULTIPLE DOUBLE-DOUBLES

(record kept only since the 1998-99 campaign)

1. Calvin Warner (19p/10r); Corey Tarrant (20p/10r) - at TCU Dec. 21, 1999
2. Ryan Prillman (11p/10r); Ricky Cottrill (25p/13p) - at UAB Nov. 17, 2001
3. James Jackson (19p/12r); John Bowler (14p/11r) - vs. Albion Dec. 9, 2003
4. James Jackson (14p/12r); John Bowler (18p/15r) - at Cleveland State Feb. 21, 2004
5. Travis Lewis (15p/11r); James Matthews (15p/10r) - vs. Western Michigan Jan. 12, 2008
6. Brandon Bowdry (15p, 10r); Justin Dobbins (11p/10r) - vs. Kent State, Feb. 4, 2010
7. Brandon Bowdry (17p/15r); Justin Dobbins (12p/10r) - vs. Ohio, Feb. 6, 2010
8. Justin Dobbins (17p/11r); Carlos Medlock (25p/11r) - vs. Northern Illinois, Feb. 27, 2010
9. Brandon Nazione (11p, 10r); James Thompson IV (18p/14r) - at Buffalo, Feb. 6, 2016
10. Brandon Nazione (16p/11r); James Thompson IV (19p, 15r) - vs. Central Michigan, Feb. 9, 2016
11. Baylee Steele (18p/10r); James Thompson IV (18p/10r) - vs. Central Michigan, Jan. 3, 2017
12. **James Thompson IV (29p/15r); Elijah Minnie (18p/11r) - at North Florida, Nov. 29, 2017**
13. **James Thompson IV (24p/14r); Elijah Minnie (24p/12r) - vs. Oakland, Dec. 6, 2017**
14. **James Thompson IV (22p/14r); Elijah Minnie (14p/10r) - at Central Michigan, Feb. 18, 2018**



THE LAST TIME...

... the Eagles scored 90 points

Nov. 11, 2018 vs. Goshen (W, 97-74)

... the Eagles scored 100 points

Feb. 28, 2017- at Central Michigan (W, 109-81)

... an EMU opponent scored 100 points

Dec. 19, 2016- at Syracuse (L, 57-105)

... both teams scored 100 points

Dec. 21, 1999- at TCU (L, 101-107 2OT)

... the Eagles won a game by 20 points or more

Nov. 11, 2018 vs. Goshen (W, 97-74)

... the Eagles won a game by 30 points or more

Nov. 10, 2017- vs. Spring Arbor (W, 92-60)

... the Eagles lost a game by more than 20 points

Nov. 14, 2018- at Duke (L, 6-84)

... the Eagles won a game after trailing by 10+ points

Feb. 18, 2018 - 10 points at Central Mich. (W, 72-67)

... the Eagles lost a game after leading by 10+ points

Feb. 21, 2017- 19 points vs Ball State (L, 79-72)

... an Eagle player scored 30 points in a game

Ray Lee, 50, vs. Central Michigan, Feb. 28, 2017

... an Eagle player scored 40 points in a game

Ray Lee, 50, vs. Central Michigan, Feb. 28, 2017

... an Eagle averaged 20 points in a season

John Bowler/Carlos Medlock, 2005-06, 20.1

... an Eagle freshman averaged in double figures

James Thompson IV, 2015-16, 14.8

... an Eagle freshman led the team in scoring

James Thompson, 2015-16, 490

... an Eagle player had 10 assists in a game

Tim Bond, 10, vs. Siena Heights, Dec. 11, 2016

... an Eagle player had 15 or more rebounds in a game

Boubacar Toure, 15, vs. Rochester, Nov. 6, 2018

... an Eagle player had five or more blocks in a game

Baylee Steele, 5, vs. Ball State, Jan. 24, 2017

... an Eagle player had five or more steals in a game

Tim Bond (6), vs. Central State, Dec. 9, 2017

... an Eagle player had six three-pointers in a game

Ray Lee, 10, at Central Michigan, Feb. 28, 2017

... A player joined the Eagles' 1,000-Point Club

James Thompson IV, Nov. 16, 2017, vs. Arkansas State

... the Eagles played an overtime game

Feb. 10, 2018, at Bowling Green (L, 63-70)

... the Eagles played a double-overtime game

Nov. 11, 2016- at Pittsburgh (L, 90-93 - 2OT)

... the Eagles won 20 games in a season

2014-15 - 21 wins, 14 losses

... the Eagles had a five-game winning streak

7 games, Saint Francis (11-14-14) to Rochester (11-26-14)

... the Eagles had a 10-game losing streak

10 games, N. Colorado (12-30-05) to NIU (1-29-06)

... the Eagles went to a postseason tournament

CollegiateInsider.com Tournament
lost in the 2nd Round, 62-69, at Sam Houston St.

... the Eagles played in the MAC Championship game

1997-98 vs. Miami (W, 92-77)

... the Eagles had a player voted First-Team All-MAC

2017-18, James Thompson IV

... the Eagles had a player voted Second-Team All-MAC

2016-17, James Thompson IV

... the Eagles had a player voted Third-Team All-MAC

2017-18, Elijah Minnie

... the Eagles had a player voted MAC Freshman of the Year

2015-16, James Thompson IV

... the Eagles had a player voted to the MAC All-Freshman team

2007-08, Brandon Bowdry

... the Eagles had a player voted MAC Player of the Year

1987-88, Grant Long

... the Eagles had three players score 15+ pts in a game

Nov. 6, 2018 - vs. Rochester (W, 77-67) (Paul Jackson 27, Boubacar Toure 15, Damari Parris 15)

... the Eagles had five players reach double digits in points

Jan. 3, 2017- vs. Central Michigan (W, 85-63)

... the Eagles had six players reach double digits in points

Jan. 2, 2016- vs. North Florida (L, 82-77)

... the Eagles had a player named an All-American

1997-98 - Earl Boykins (APHonorable Mention)

... the Eagles played a team ranked in the AP Top 25

Nov. 14, 2018 - at No. 1 Duke (L, 46-84)

... the Eagles defeated a team ranked in the AP Top 25

Dec. 17, 1997 - at No. 21 Michigan (W, 89-83 OT)

... the Eagles hosted a team ranked in the AP Top 25

Dec. 3, 2013 - No. 21 Massachusetts (L, 57-69)

... the Eagles played a team ranked in the Mid-Major Top-25

Dec. 6, 2017 - vs. No. 13 Oakland (W, 95-89)

... the Eagles defeated a team ranked in the Mid-Major Top-25

Dec. 6, 2017 - vs. No. 13 Oakland (W, 95-89)

... the Eagles hosted a team ranked in the Mid-Major Top-25

Dec. 6, 2017 - vs. No. 13 Oakland (W, 95-89)

AP Men's Basketball Poll (Preseason)

TEAM (1st)	REC	PTS
1. Duke (48)	2-0	1,606
2. Kansas (14)	1-0	1,571
3. Gonzaga	2-0	1,478
4. Virginia (2)	2-0	1,326
5. Tennessee (1)	2-0	1,306
6. Nevada	2-0	1,277
7. North Carolina	2-0	1,260
8. Villanova	2-0	1,139
9. Auburn	2-0	1,132
10. Kentucky	1-1	1,054
11. Michigan State	1-1	919
12. Kansas State	1-0	892
13. Oregon	2-0	739
14. Florida State	2-0	731
15. Syracuse	2-0	673
16. Virginia Tech	1-0	664
17. Mississippi State	2-0	549
18. Michigan	2-0	486
19. Clemson	2-0	350
20. UCLA	2-0	340
21. TCU	2-0	323
22. LSU	2-0	248
23. Purdue	2-0	218
24. Marquette	2-0	155
25. Buffalo	2-0	154

CollegiateInsider.com ***

Mid-Major Top 25 (Nov. 12, 2018)

TEAM (1st)	REC	PTS
1. Gonzaga (30)	2-0	774
2. Buffalo (1)	2-0	719
3. South Dakota State	3-0	675
4. BYU	1-1	625
5. Wofford	1-1	600
6. Northeastern	1-1	543
7. Saint Mary's	2-0	534
8. Loyola Chicago	1-1	486
9. Southern Illinois	0-1	469
10. Belmont	1-0	442
11. Harvard	1-1	417
12. Louisiana	1-1	381
13. Toledo	2-0	374
14. Montana	1-0	305
15. Georgia State	1-1	290
16. Murray State	1-0	285
17. Illinois State	1-1	233
18. Penn	2-0	218
19. UNC Greensboro	1-1	216
20. Furman	2-0	181
21. Stephen F. Austin	2-0	180
22. Lipscomb	2-0	172
23. UC Irvine	2-0	107
24. Charleston	2-0	101
25. Yale	1-0	93



Jordan Peterson

Guard - So.-Fr. - 5-8 - 160 lbs.
Flint, Mich. - Beecher

#0

a second team All-Conference member as a senior... Averaged 24points, five assists and five rebounds per game while playing for coach Rafeal Peterson... **Personal:** Full Name: Jordan Peterson...Son of Rafeal Peterson and Angelique Peterson-Mayberry...Has one brother, Ralph, and two sisters, Brooklyn and London... Major: Athletic Training.

EMU: Joined the team in 2017-18, redshirting his first season in Ypsilanti... **High School:** Two-year letterwinner at Communication School in Detroit... First team All-PSL selection as well as

Season/Career Highs

	Season	Career
Points	-	-
Field Goals	-	-
3-Pointers	-	-
Free Throws	-	-
Rebounds	-	-
Assists	-	-
Steals	-	-
Blocks	-	-
Minutes	1, twice	1, twice

Miscellaneous Stats

Category	2017-18	Total
Double-digit scoring	-	-
20+ point games	-	-
Double-digit rebounding	-	-
Double-doubles	-	-
Led EMU in scoring	-	-
Led EMU in rebounding	-	-
Led EMU in three-pointers	-	-
5+ assist games	-	-
3+ three-pointers	-	-

2018-19 GAME-BY-GAME STATISTICS

Opponent	Date	gs	min	Total fg-fga	pct	3-Pointers 3fg-fga	pct	Free throws ft-fa	pct	Rebounds off	def	tot	avg	pf	a	t/o	blk	stl	pts	avg
ROCHESTER	11-05-18	dnp		-	-	-	-	-	-	-	-	-	-	-	-	-	-	-	-	-
DREXEL	11-09-18	dnp		-	-	-	-	-	-	-	-	-	-	-	-	-	-	-	-	-
GOSHEN	11-11-18	dnp		-	-	-	-	-	-	-	-	-	-	-	-	-	-	-	-	-
at No. 1 Duke	11-14-18	1	1	0-0	.000	0-0	.000	0-0	.000	0	0	0	0.0	0	0	0	0	0	0	0.0
BOSTON	11-17-18	1	1	0-0	.000	0-0	.000	0-0	.000	0	0	0	0.0	0	0	0	0	0	0	0.0
Totals		0	2	0-0	.000	0-0	.000	0-0	.000	0	0	0	0.0	0	0	0	0	0	0	0.0

Games played: 2
Minutes/game: 1.0

CAREER STATISTICS

Season	gp-gs	min/avg	Total fg-fga	pct	3-Point fg-fga	pct	F-Throws ft-fa	pct	Rebounds off	def	tot	avg	pf	fo	ast	to	blk	stl	Scoring pts	avg
2018-19	2-0	2/1.0	0-0	.000	0-0	.000	0-0	.000	0	0	0	0.0	0	0	0	0	0	0	0	0.0
TOTAL	2-0	2/1.0	0-0	.000	0-0	.000	0-0	.000	0	0	0	0.0	0	0	0	0	0	0	0	0.0

CAREER MID-AMERICAN CONFERENCE STATISTICS



Daivon Stephens

Forward - Fr.-Fr. - 6-6 - 206 lbs
Pittsburgh, Pa.-Penn Hills Senior

#1

18 points, 8.0 assists, and 7.0 rebounds per game during his final season... helped the Indians to a conference championship while being named Player of the Year as well as all-conference first team... **PERSONAL:** Full Name: Daivon Kyler Stephens... Son of Angel Stephens and David Hatcher... Has one brother

named Kyriq and one sister named Kiyonna... **Major:** Communications.

Season/Career Highs

	Season	Career
Points	4, vs. Goshen (11-11-18)	4, vs. Goshen (11-11-18)
Field Goals	2, vs. Goshen (11-11-18)	2, vs. Goshen (11-11-18)
3-Pointers	1, vs. Drexel (11-9-18)	1, vs. Drexel (11-9-18)
Free Throws	-	-
Rebounds	2, vs. Goshen (11-11-18)	2, vs. Goshen (11-11-18)
Assists	2, vs. Goshen (11-11-18)	2, vs. Goshen (11-11-18)
Steals	-	-
Blocks	1, vs. Rochester (11-6-18)	1, vs. Rochester (11-6-18)
Minutes	15, vs. Drexel (11-9-18)	15, vs. Drexel (11-9-18)

Miscellaneous Stats

Category	2018-19	Total
Double-digit scoring	-	-
20+ point games	-	-
Double-digit rebounding	-	-
Double-doubles	-	-
Led EMU in scoring	-	-
Led EMU in rebounding	-	-
Led EMU in three-pointers	-	-
5+ assist games	-	-
3+ three-pointers	-	-

2018-19 GAME-BY-GAME STATISTICS

Opponent	Date	gs	min	Total fg-fga	pct	3-Pointers 3fg-fga	pct	Free throws ft-fta	pct	Rebounds off	def	tot	avg	pf	a	t/o	blk	stl	pts	avg
ROCHESTER	11-05-18		8	0-1	.000	0-1	.000	0-0	.000	0	2	2	2.0	0	0	2	1	0	0	0.0
DREXEL	11-09-18		15	1-2	.500	1-2	.500	0-0	.000	0	2	2	2.0	0	0	1	0	0	3	1.5
GOSHEN	11-11-18		11	2-2	1.000	0-0	.000	0-1	.000	0	2	2	2.0	1	2	1	0	0	4	2.3
at No. 1 Duke	11-14-18		2	0-0	.000	0-0	.000	0-0	.000	0	0	0	1.5	0	0	0	0	0	0	1.8
BOSTON	11-17-18		3	1-1	1.000	0-0	.000	1-1	1.000	0	0	0	1.2	0	0	0	0	0	3	2.0
Totals		0	39	4-6	.667	1-3	.333	1-2	.500	0	6	6	1.2	1	2	4	1	0	10	2.0

Games played: 5
Minutes/game: 7.8
Points/game: 2.0
FG Pct: 66.7
3FG Pct: 33.3
FT Pct: 50.0

Rebounds/game: 1.2
Assists/game: 0.4
Turnovers/game: 0.8
Assist/turnover ratio: 0.5
Blocks/game: 0.2

CAREER STATISTICS

Season	gp-gs	min/avg	Total fg-fga	pct	3-Point fg-fga	pct	F-Throws ft-fta	pct	Rebounds off	def	tot	avg	pf	fo	ast	to	blk	stl	pts	avg
2018-19	5-0	39/7.8	4-6	.667	1-3	.333	1-2	.500	0	6	6	1.2	1	0	2	4	1	0	10	2.0
TOTAL	5-0	39/7.8	4-6	.667	1-3	.333	1-2	.500	0	6	6	1.2	1	0	2	4	1	0	10	2.0

CAREER MID-AMERICAN CONFERENCE STATISTICS

--	--	--	--	--	--	--	--	--	--	--	--	--	--	--	--	--	--	--	--	--



James Thompson IV

Forward/Center - Sr.-Sr. - 6-10 - 240 lbs
Baton Rouge, La.-Parkview Baptist

#2

of-299) was the second highest for an Eagle in program history... He also finished with the third best single-season rebound total and was sixth-best in blocked shots... His 507 total points mark the 10th-best single-season output by a junior in EMU history... Was named MAC West Player of the Week on two occasions during the season, Jan. 18 and Feb. 19... **2016-17:** Appeared in 32 games, starting all of them... Named to the All-MAC Second Team for the second straight year following the 2016-17 campaign... NABC All-District 14 Second Team honoree for second consecutive season... Named to the Academic All-MAC Team... Averaged 14.6 points per game, good for 16th in the MAC... Posted the second most rebounds in the conference at 11.2 per contest, which also ranked sixth in the nation... Connected on 57.4 percent (178-of-310) of his field goal opportunities, which is the second highest mark in the conference... Corralled 4.8 offensive rebounds per game is the best in the league and second-most in NCAA Division I basketball... Grabbed 358 rebounds, the third-most in a single season in EMU history... Recorded 20 double-doubles, which was the third-most in the conference... Became the first Eagle to score 20-plus points and grab 20-plus rebounds in a single game in the modern statistical era which dates back to 1998 when we scored 26 points and corralled 20 rebounds at Miami (Jan. 28)... Scored 20-or-more points on six occasions... Was named MAC West Player of the Week (Nov. 28)... Ranked eighth in the MAC in blocked shots with 29 and 0.9 per contest... **2015-16:** Named Eastern Michigan's second-ever Mid-American Conference Freshman of the Year... Earned Second Team All-MAC accolades... Started in all 33 games...

Connected on 64.5 percent (182-of-282) of his field goal attempts, good for the second-best in a single season in EMU history... Grabbed 352 rebounds which ranks as the fourth most in a single season... His 490 points scored was the most by a freshman at EMU in a single season... Tied a then-NCAA record of 26-straight field goals made over a four-game stretch... Led the Mid-American Conference in field goal percentage at 64.5 percent and rebounding at 10.7 per game... Averaged a double-double at 14.8 points and 10.7 rebounds... Finished the year with the eighth-best field goal percentage in the NCAA... Scored in double-digits in all but six games... Tied for the most rebounds in a game in Convocation Center history with 19 versus Kent State (Feb. 13)... His 26 first half points versus Marygrove (Nov. 25) ranks as the second-most in Convocation Center history for a single half... Grabbed double-digit rebounding performances in 20 games... Set a career-high with 32 points versus Marygrove (Nov. 25)... Blocked five shots versus Siena Heights (Nov. 20)... Had 15-or-more rebounds in four games... Led the Eagles in blocks with 47... **HIGH SCHOOL:** Played under Don Green at Parkview Baptist High School in Baton Rouge, La... Was a three-time first team all-state award winner... Earned first team all-Baton Rouge Metro honors during his sophomore, junior and senior seasons... Averaged 24 points, 15 rebounds and three blocks per game as a senior, 20 points, 13 rebounds and three blocks as a junior and 17 points, 11 rebounds and two blocks in his sophomore stint... **PERSONAL:** Full Name: James Thompson IV... Son of James Thompson III and Yosiat Steptore... Has one sister, Jamienne... **Major:** Psychology.

Season/Career Highs

	Season	Career
Points	14, vs. Boston University, (11-17-18)	32, vs. Marygrove, (11-25-15)
Field Goals	6, vs. Boston University, (11-17-18)	13, vs. Marygrove, (11-25-15)
3-Pointers	1, vs. Rochester, (11-6-18)	1, vs. Siena Heights, (12-12-15)
Free Throws	3, Rochester, (11-6-18)	10, at Penn State, (12-2-15)
Rebounds	14, vs. Boston University, (11-17-18)	21, at Vermont, (12-17-16)
Assists	2, vs. Duke (11-14-18)	3, twice
Steals	2, vs. Boston University, (11-17-18)	3, twice
Blocks	3, Rochester, (11-6-18)	5, vs. Siena Heights, (11-20-15)
Minutes	35, vs. Boston University, (11-17-18)	41, at North Florida (11-29-17)

Miscellaneous Stats

Category	15-16	16-17	17-18	18-19	Total
Double-digit scoring	27	26	25	1	76
20+ point games	5	6	7	-	16
Double-digit rebounding	20	23	20	2	65
Double-doubles	19	20	19	-	58
Led EMU in scoring	10	10	7	-	24
Led EMU in rebounding	24	25	27	1	72
Led EMU in three-pointers	0	0	0	-	0
5+ assist games	0	0	0	-	0
3+ three-pointers	0	0	0	-	0

2018-19 GAME-BY-GAME STATISTICS

Opponent	Date	gs	min	Total fg-fga pct	3-Pointers 3fg-fga pct	Free throws ft-fta pct	Rebounds off def tot avg	pf	a	t/o	blk	stl	pts	avg
ROCHESTER	11-05-18	*	27	4-7 .571	1-2 .500	3-5 .600	3 3 6 6.0	2	0	1	3	1	12	12.0
DREXEL	11-09-18	*	27	3-6 .500	0-1 .000	0-1 .000	3 8 11 8.5	1	1	1	1	0	6	9.0
GOSHEN	11-11-18	*	18	3-3 1.000	0-0 .000	0-0 .000	1 8 9 8.7	0	1	1	1	1	6	8.0
at No. 1 Duke	11-14-18	*	27	3-10 .300	0-2 .000	0-0 .000	4 3 7 8.3	2	2	0	1	1	6	7.5
BOSTON	11-17-18	*	35	6-10 .600	0-0 .000	2-2 1.000	4 10 14 9.4	4	0	1	1	2	14	8.8
Totals		5	134	19-36 .528	1-5 .200	5-8 .625	15 32 47 9.4	9	4	4	7	5	44	8.8

Games played: 5
Minutes/game: 26.8
Points/game: 8.8
FG Pct: 52.8
3FG Pct: 20.0
FT Pct: 62.5

Rebounds/game: 9.4
Assists/game: 0.8
Turnovers/game: 0.8
Assist/turnover ratio: 1.0
Steals/game: 1.0
Blocks/game: 1.4

CAREER STATISTICS

Season	gp-gs	min/avg	Total fg-fga pct	3-Point fg-fga pct	F-Throws ft-fta pct	Rebounds off def tot avg	pf	fo	ast	to	blk	stl	pts	avg
2015-16	33-33	1058/32.1	182-282 .645	0-1 .000	126-184 .685	149 203 352 10.7	117	10	20	48	47	25	490	14.8
2016-17	31-31	955/30.8	171-299 .572	1-1 1.000	113-159 .711	145 197 342 11.0	96	6	31	60	29	22	456	14.7
2017-18	34-34	1155/34.0	201-297 .677	0-0 .000	104-167 .623	138 242 380 11.2	112	5	11	65	64	27	506	14.9
2018-19	5-5	134/26.8	19-36 .528	1-5 .200	5-8 .625	15 32 47 9.4	9	0	4	4	7	5	44	8.8
TOTAL	103-103	3302/32.1	573-914 .627	2-7 .286	348-518 .672	447 674 1121 10.9	334	21	66	177	147	79	1496	14.5

CAREER MID-AMERICAN CONFERENCE STATISTICS

Season	gp-gs	min/avg	Total fg-fga pct	3-Point fg-fga pct	F-Throws ft-fta pct	Rebounds off def tot avg	pf	fo	ast	to	blk	stl	pts	avg
2015-16	18-18	604/33.6	94-154 .610	0-1 .000	88-120 .733	77 108 185 10.3	65	6	12	29	19	15	276	15.3
2016-17	18-18	585/32.5	104-176 .591	0-0 .000	55-81 .679	84 115 199 11.1	62	4	16	37	13	15	263	14.6
2017-18	18-18	638/35.4	97-139 .698	0-0 .000	66-100 .660	66 138 204 11.3	63	3	5	27	35	11	260	14.4
TOTAL	54-54	1827/33.8	295-469 .629	0-1 .000	209-301 .694	227 361 588 10.9	190	13	33	93	67	41	799	14.8



Paul Jackson

Guard - Gr.-Sr. - 6-10 - 240 lbs.

Stone Mountain, Ga.-Martin Luther King Jr. (Eastern Kentucky)

#3

4.6 assist per game mark... Shot 41.2 percent from the floor while also grabbing 2.1 rebounds per game... Scored a career-high 26 points in the MAC Tournament semi-final game against Toledo (Mar. 9) ... Registered his lone double-double of the season in a home win over Toledo (Feb. 20) when he scored 18 points and dished out 10 assists... Led the league in minutes played per game (35.0), and was second in the MAC in assists per game, seventh in steals, and 16th in scoring average... Scored double-digits in 27 of EMU's 35 games on the season... Had 5+ assists 16 times during the campaign, while leading the team in scoring eight times... 2016-17: Sat out the season as a redshirt due to NCAA Transfer guidelines... **EASTERN KENTUCKY: 2015-16:** Started in 20 of his 30 games played... Averaged 27.2 minutes per game, scoring 7.1 points per contest, while dishing out five assists... Held an assist to turnover ratio of 2.2 which ranked

third in the Ohio Valley Conference... His five assists per contest also ranked third in the OVC... Shot at a high percentage, knocking down 45.1 percent of his field goal attempts, while also connecting on 42.1 percent of his three-point shots... **2014-15:** Appeared in 24 of the team's 33 games and started twice... Averaged 1.7 assists per game with a 2.73 assist-to-turnover ratio... An ECU Honor Roll member... **HIGH SCHOOL:** Earned 5A first team all-state honors after averaging 21.5 points, 7.5 assists and 1.7 steals per game for Martin Luther King Jr. High School his senior season... Garnered first team all-region and second team all-metro honors while leading DeKalb County in scoring and assists... Dished out over 700 career assists and was a team captain as a junior and a senior... Led King to an "Elite Eight" appearance as a sophomore... **PERSONAL:** Full Name: Paul Emerson Jackson... Son of Wiley and Mary Jackson... Has one brother, Wiley... **Major:** Business Marketing.

Season/Career Highs

	Season	Career
Points	27, Rochester, (11-6-18)	27, Rochester, (11-6-18)
Field Goals	11, Rochester, (11-6-18)	11, at Oakland (12-22-17)
3-Pointers	2, vs. Goshen (11-11-18)	4, at Long Beach State (12-16-17)
Free Throws	5, Rochester, (11-6-18)	8, vs. Indiana, (11-24-17)
Rebounds	4, vs. Drexel (11-9-18)	8, vs. Akron (1-16-18)
Assists	7, Rochester, (11-6-18)	10, vs. Toledo, (2-20-18)
Steals	2, vs. Boston University, (11-17-18)	4, vs. Arkansas State, (11-16-17)
Blocks	---	1, vs. Howard (11-18-17)
Minutes	39, Rochester, (11-6-18)	42, vs. Bowling Green (1-7-18)

Miscellaneous Stats

Category	2017-18	2018-19	Total
Double-digit scoring	25	2	27
20+ point games	7	2	9
Double-digit rebounding	-	-	-
Double-doubles	-	-	-
Led EMU in scoring	8	2	11
Led EMU in rebounding	1	-	1
Led EMU in three-pointers	3	1	4
5+ assist games	16	2	18
3+ three-pointers	2	-	2

2018-19 GAME-BY-GAME STATISTICS

				Total		3-Pointers		Free throws		Rebounds											
Opponent	Date	gs	min	fg-fga	pct	3fg-fga	pct	ft-fa	pct	off	def	tot	avg	pf	a	t/o	blk	stl	pts	avg	
ROCHESTER	11-05-18	*	39	11-19	.579	0-3	.000	5-7	.714	0	3	3	3.0	1	7	2	0	0	27	27.0	
DREXEL	11-09-18	*	36	9-18	.500	1-4	.250	1-2	.500	0	4	4	3.5	4	6	3	0	0	20	23.5	
GOSHEN	11-11-18	*	20	2-7	.286	2-4	.500	3-4	.750	0	2	2	3.0	1	5	0	0	0	9	18.7	
at No. 1 Duke	11-14-18	*	29	3-14	.214	0-2	.000	0-0	.000	1	1	2	2.8	3	2	7	0	1	6	15.5	
BOSTON	11-17-18	*	33	5-12	.417	1-3	.333	4-4	1.000	1	1	2	2.6	2	4	4	0	2	15	15.4	
Totals		5	157	30-70	.429	4-16	.250	13-17	.765	2	11	13	2.6	11	24	16	0	3	77	15.4	

Games played: 5
Minutes/game: 31.4
Points/game: 15.4
FG Pct: 42.9
3FG Pct: 25.0
FT Pct: 76.5


Rebounds/game: 2.6
Assists/game: 4.8
Turnovers/game: 3.2
Assist/turnover ratio: 1.5
Steals/game: 0.6

CAREER STATISTICS

Season	gp-gs	min/avg	Total fg-fga	pct	3-Point fg-fga	pct	F-Throws ft-fa	pct	Rebounds off	def	tot	avg	pf	fo	ast	to	blk	stl	pts	avg
2017-18	34-34	1185/34.9	188-455	.413	31-105	.295	103-139	.741	12	59	71	2.1	81	2	155	96	2	45	510	15.0
2018-19	5-5	157/31.4	30-70	.429	4-16	.250	13-17	.765	2	11	13	2.6	11	0	24	16	0	3	77	15.4
TOTAL	39-39	1342/34.4	218-525	.415	35-121	.289	116-156	.744	14	70	84	2.2	92	2	179	112	2	48	587	15.1

CAREER MID-AMERICAN CONFERENCE STATISTICS

Season	gp-gs	min/avg	Total fg-fga	pct	3-Point fg-fga	pct	F-Throws ft-fa	pct	Rebounds off	def	tot	avg	pf	fo	ast	to	blk	stl	pts	avg
2017-18	18-18	649/36.1	94-241	.390	18-57	.316	47-64	.734	7	29	36	2.0	42	2	79	49	1	19	253	14.1
TOTAL	18-18	649/36.1	94-241	.390	18-57	.316	47-64	.734	7	29	36	2.0	42	2	79	49	1	19	253	14.1



Elijah Minnie

Forward/Guard - Gr.-Sr. ~ 6-9 -212 lbs
Pittsburgh, Pa-Lincoln Park (Robert Morris)

#5

Season/Career Highs

	Season	Career
Points	28, vs. Boston, (11-17-18)	27, vs. Michigan-Dearborn, (11-12-17)
Field Goals	10, vs Boston (11-17-18)	10, at Ball State, (1-2-18)
3-Pointers	5, vs Boston (11-17-18)	5, at Indiana, (11-24-17)
Free Throws	3, vs Boston (11-11-18)	9, vs. Howard (11-18-17)
Rebounds	5, vs Duke (11-15-18)	12, vs. Oakland (12-6-17)
Assists	4, vs. Boston, (11-17-18)	4, vs. Michigan-Dearborn, (11-12-17)
Steals	3, vs Boston (11-17-18)	4, at Ball State (1-2-18)
Blocks	2, vs. Drexel (11-9-18)	3, at Ball State (1-2-18)
Minutes	36, vs Boston (11-15-18)	36, vs Boston (11-15-18)

EMU: Transferred from Robert Morris University prior to the 2016-17 season... **2017-18:** Established himself as one of the top forwards in the Mid-American Conference in his first season in an Eastern uniform... Led the Eagles in scoring in his debut season, averaging 16.8 points per game, while also turning in 6.1 rebounds, 1.9 blocks, 1.8 steals, and 1.1 assists per contest... Scored in double-digits 27 times during the season, including 16 20+ point performances... Scored a career-high 29 points in the opening round game of the CollegeInsider.com Tournament (84.3), fifth in scoring average (16.7) and steals (1.8), and 15th in rebounding (6.1)... Took home MAC West Player of the Week honors two straight weeks, averaging 23 points and 7.5 rebounds per game during the four-game stretch... Named All-MAC Third Team at the end of the season... **2016-17:** Sat out the season as a redshirt due to NCAA Transfer guidelines... **ROBERT MORRIS:** **2015-16:** Posted 14 double-digit performances to go along with three double-doubles on his way to averaging 12 points and 6.6 rebounds per game... Was exceptional defensively, blocking 1.9

shots per contest, including a career-high six rejections, on the road at Bryant (Jan. 23)...Notched a career-best 29 points at New Mexico State (Nov. 24), going 11-of-18 from the floor and 5-of-10 from beyond the arc...2014-15: Appeared in 32 games, starting 21 of them...Averaged 6.8 points and 4.9 rebounds per game, while posting 1.1 blocks per contest...**HIGH SCHOOL:** Helped lead Lincoln Park High School to both a WPIAL and PIAA Class A championships in 2014...Averaged 15.7 points, 12.3 rebounds and five blocks per game during his senior season and was named to the 2014 Pennsylvania All-State First Team...Personal: Full Name: Elijah R. Minnie...Son of Lyndon Henderson and Justina Minnie...Has two brothers, Lyndon and Korea...**Major:** Communications.

Miscellaneous Stats

Category	2017-18	2018-19	Total
Double-digit scoring	23	2	25
20+ point games	13	1	14
Double-digit rebounding	3	-	3
Double-doubles	3	-	3
Led EMU in scoring	13	2	15
Led EMU in rebounding	1	-	1
Led EMU in three-pointers	13	1	14
5+ assist games	-	-	-
3+ three-pointers	10	1	11

2018-19 GAME-BY-GAME STATISTICS

Opponent	Date	qs	min	Total		3-Pointers		Free throws		Rebounds											
				fg-fga	pct	3fg-fga	pct	ft-fa	pct	off	def	tot	avg	pf	a	t/o	blk	stl	pts	avg	
ROCHESTER	11-05-18		dnp	-	-	-	-	-	-	-	-	-	-	-	-	-	-	-	-	-	
DREXEL	11-09-18		17	0-5	.000	0-4	.000	1-2	.500	0	2	2	2.0	2	0	0	2	0	1	1.0	
GOSHEN	11-11-18	*	18	7-14	.500	1-6	.167	2-2	1.000	3	2	5	3.5	0	0	0	0	2	17	9.0	
at No. 1 Duke	11-14-18	*	29	1-7	.143	0-4	.000	0-0	.000	2	3	5	4.0	3	0	4	0	2	2	6.0	
BOSTON	11-17-18	*	36	10-17	.588	5-9	.556	3-3	1.000	0	4	4	4.0	4	4	3	1	3	28	12.0	
Totals			3	18-43	.419	6-23	.261	6-7	.857	5	11	16	4.0	9	4	7	3	7	48	12.0	

Games played: 4
Minutes/game: 25.0
Points/game: 12.0
FG Pct: 41.9
3FG Pct: 26.1
FT Pct: 85.7

Rebounds/game: 4.0
Assists/game: 1.0
Turnovers/game: 1.8
Assist/turnover ratio: 0.6
Steals/game: 1.8
Blocks/game: 0.8

CAREER STATISTICS

			Total		3-Point		F-Throws		Rebounds										Scoring	
Season	gp-gs	min/avg	fg-fga	pct	fg-fga	pct	ft-fita	pct	off	def	tot	avg	pf	fo	ast	to	blk	stl	pts	avg
2017-18	34-33	1074/31.6	208-454	.458	76-222	.342	91-108	.843	49	162	211	6.2	68	0	39	79	62	62	583	17.1
2018-19	4-3	100/25.0	18-43	.419	6-23	.261	6-7	.857	5	11	16	4.0	9	0	4	7	3	7	48	12.0
TOTAL	38-36	1174/30.9	226-497	.455	82-245	.335	97-115	.843	54	173	227	6.0	77	0	43	86	65	69	631	16.6

CAREER MID-AMERICAN CONFERENCE STATISTICS

			Total		3-Point		F-Throws		Rebounds										Scoring	
Season	gp-gs	min/avg	fg-fga	pct	fg-fga	pct	ft-fa	pct	off	def	tot	avg	pf	fo	ast	to	blk	stl	pts	avg
2017-18	12-0	125/10.4	13-35	.371	5-17	.294	5-6	.833	1	6	7	0.6	6	0	8	8	1	1	36	3.0
TOTAL	12-0	125/10.4	13-35	.371	5-17	.294	5-6	.833	1	6	7	0.6	6	0	8	8	1	1	36	3.0



Malik Ellison

Guard - Fr.-Fr. - 5-8 - 160 lbs.
Flint, Mich. - Beecher

#10

Season/Career Highs

	Season	Career
Points	10, vs Goshen (11-11-18)	11, at USF (11-26-17)
Field Goals	4, vs Goshen (11-11-18)	3, at USF (11-26-17)
3-Pointers	2, vs Goshen (11-11-18)	3, at USF (11-26-17)
Free Throws	3, at USF (11-26-17)	3, at USF (11-26-17)
Rebounds	1, at Duke (11-14-18)	3, vs. Western Mich. (1-30-17)
Assists	3, at Duke (11-14-18)	5, Spring Arbor (11-10-17)
Steals	1, vs Goshen (11-11-18)	2, Spring Arbor, (11-10-17)
Blocks	-	-
Minutes	14, vs. Boston (11-17-18)	37, at Bowling Green (2-10-18)

Miscellaneous Stats

Category	2017-18	Total
Double-digit scoring	1	1
20+ point games	-	-
Double-digit rebounding	-	-
Double-doubles	-	-
Led EMU in scoring	-	-
Led EMU in rebounding	-	-
Led EMU in three-pointers	2	2
5+ assist games	1	1
3+ three-pointers	-	-

EMU: Joined EMU as a true freshman prior to the 2017-18 season...
2017-18: Played in 32 games with 13 starts as a rookie, averaging 2.0 points, 1.4 assists, and 13.1 minutes per game... Scored a season-high 11 points in just 17 minutes of play at South Florida (Nov. 26)... Made his first career start at Miami, Jan.

27...Dished out a career-best five assists in his collegiate debut against Spring Arbor (Nov. 10)...
HIGH SCHOOL: Four-year letterwinner at Beecher High School... Four-time First Team all-conference and three-time First Team all-state honoree...Averaged 26.2 points per game and 5.1 assists on his way to earning Class C Player of the Year honors and leading his team to a third consecutive Michigan State Championship in his senior year...Earned Flint Journal's Player

of the Year in both his junior and senior year... As a junior, he averaged 21.2 points and 7 assists per game while leading Beecher High to a state championship... Averaged 12.2 points and 9.3 assists per game as a sophomore, while helping the Buccaneers to a state championship...
Personal: Full Name: Malik Nod Ellison...Son of Nicole and Walter Ellison...Has one brother named Mehki...**Major:** Business.

2018-19 GAME-BY-GAME STATISTICS

Opponent	Date			Total		3-Pointers		Free throws		Rebounds										
		qs	min	fg-fga	pct	3fg-fga	pct	ft-fla	pct	off	def	tot	avg	pf	a	t/o	blk	stl	pts	avg
ROCHESTER	11-05-18		dnp	-	-	-	-	-	-	-	-	-	-	-	-	-	-	-	-	-
DREXEL	11-09-18		dnp	-	-	-	-	-	-	-	-	-	-	-	-	-	-	-	-	-
GOSHEN	11-11-18		12	4-6	.667	2-2	1.000	0-0	.000	0	0	0	0.0	1	2	1	0	1	10	10.0
at No. 1 Duke	11-14-18		13	0-3	.000	0-1	.000	0-0	.000	0	1	1	0.5	2	3	0	0	1	0	5.0
BOSTON	11-17-18		14	0-2	.000	0-1	.000	0-0	.000	0	1	1	0.7	1	2	2	0	0	0	3.3
Totals		0	39	4-11	.364	2-4	.500	0-0	.000	0	2	2	0.7	4	7	3	0	2	10	3.3

Games played: 3
Minutes/game: 13.0
Points/game: 3.3
FG Pct: 36.4
3FG Pct: 50.0

Rebounds/game: 0.7
Assists/game: 2.3
Turnovers/game: 1.0
Assist/turnover ratio: 2.3
Steals/game: 0.7

CAREER STATISTICS

Season	gp-gs	min/avg	Total fg-fga	pct	3-Point fg-fga	pct	F-Throws ft-fta	pct	Rebounds off	def	tot	avg	pf	fo	ast	to	blk	stl	pts	avg
2017-18	32-13	419/13.1	22-78	.282	10-40	.250	11-20	.550	7	16	23	0.7	18	0	44	30	0	18	65	2.0
2018-19	3-0	39/13.0	4-11	.364	2-4	.500	0-0	.000	0	2	2	0.7	4	0	7	3	0	2	10	3.3
TOTAL	35-13	458/13.1	26-89	.292	12-44	.273	11-20	.550	7	18	25	0.7	22	0	51	33	0	20	75	2.1

CAREER MID-AMERICAN CONFERENCE STATISTICS

Season	gp-gs	min/avg	Total fg-fga	pct	3-Point fg-fga	pct	F-Throws ft-fta	pct	Rebounds off	def	tot	avg	pf	fo	ast	to	blk	stl	pts	avg
2017-18	17-11	288/16.9	11-43	.256	5-20	.250	4-12	.333	7	11	18	1.1	14	0	26	21	0	11	31	1.8
TOTAL	17-11	288/16.9	11-43	.256	5-20	.250	4-12	.333	7	11	18	1.1	14	0	26	21	0	11	31	1.8



Boubacar Toure

Center - Gr.-Jr. - 6-11 - 241 lbs.

Dakar, Senegal - Phase One Academy - Grand Canyon

#12

injuries during his two seasons with the Lopes, playing in just eight games averaging 4.4 points and 3.8 rebounds per game... Katim and four sisters: Oulimata Cisse, Rokhyatou Cisse, Marietou, and Aminata Toure... **Major:** Sports Management.

Season/Career Highs

	Season	Career
Points	15, Rochester, (11-6-18)	15, Rochester, (11-6-18)
Field Goals	6, Rochester, (11-6-18)	6, Rochester, (11-6-18)
3-Pointers	---	---
Free Throws	6, vs. Drexel (11-9-18)	3, Rochester, (11-6-18)
Rebounds	15, Rochester, (11-6-18)	15, Rochester, (11-6-18)
Assists	1, at Duke (11-14-18)	1, at Duke (11-14-18)
Steals	2, at Duke (11-14-18)	2, at Duke (11-14-18)
Blocks	3, Rochester, (11-6-18)	3, Rochester, (11-6-18)
Minutes	36, vs. Drexel (11-9-18)	31, Rochester, (11-6-18)

Miscellaneous Stats

Category	2018-19	Total
Double-digit scoring	3	3
20+ point games	-	-
Double-digit rebounding	2	2
Double-doubles	2	2
Led EMU in scoring	-	-
Led EMU in rebounding	2	2
Led EMU in three-pointers	-	-
5+ assist games	-	-
3+ three-pointers	-	-

EMU: One of four additions to the EMU Men's Basketball team in 2018-19... Comes to EMU with two years of eligibility remaining after beginning his career at Grand Canyon University... **Grand Canyon:** Plagued by

Full Name: Boubacar Toure... Son of Lamine Toure and Fatoumata Sow... Has one brother named Mouhamadou

2018-19 GAME-BY-GAME STATISTICS

Opponent	Date	gs	min	Total fg-fga	pct	3-Pointers 3fg-fga	pct	Free throws ft-fga	pct	Rebounds off	def	tot	avg	pf	a	t/o	blk	stl	pts	avg
ROCHESTER	11-05-18	*	31	6-8	.750	0-0	.000	3-5	.600	3	12	15	15.0	4	0	2	3	1	15	15.0
DREXEL	11-09-18	*	36	4-6	.667	0-0	.000	6-9	.667	3	8	11	13.0	1	0	3	2	0	14	14.5
GOSHEN	11-11-18	*	16	4-7	.571	0-0	.000	2-2	1.000	3	4	7	11.0	0	0	1	1	0	10	13.0
at No. 1 Duke	11-14-18	*	24	2-4	.500	0-0	.000	0-0	.000	2	1	3	9.0	1	1	2	1	2	4	10.8
BOSTON	11-17-18	*	27	4-6	.667	0-0	.000	0-0	.000	2	5	7	8.6	2	0	2	3	0	8	10.2
Totals		5	134	20-31	.645	0-0	.000	11-16	.688	13	30	43	8.6	8	1	10	10	3	51	10.2

Games played: 5
Minutes/game: 26.8
Points/game: 10.2
FG Pct: 64.5
FT Pct: 68.8

Rebounds/game: 8.6
Assists/game: 0.2
Turnovers/game: 2.0
Assist/turnover ratio: 0.1
Steals/game: 0.6
Blocks/game: 2.0

CAREER STATISTICS

Season	gp-gs	min/avg	Total fg-fga	pct	3-Point fg-fga	pct	F-Throws ft-fga	pct	Rebounds off	def	tot	avg	pf	fo	ast	to	blk	stl	pts	avg
2018-19	5-5	134/26.8	20-31	.645	0-0	.000	11-16	.688	13	30	43	8.6	8	0	1	10	10	3	51	10.2
TOTAL	5-5	134/26.8	20-31	.645	0-0	.000	11-16	.688	13	30	43	8.6	8	0	1	10	10	3	51	10.2

CAREER MID-AMERICAN CONFERENCE STATISTICS



Bud Jones

Forward - So.-So. - 6-8 - 250 lbs
Anderson, S.C.-TL Hanna

#20

best four rebounds in the MAC Tournament semi-final game against Toledo (Mar. 9)... **High School:** Three-year letterwinner for Barney Brown at TL Hanna High School... Served as a captain for the Yellow Jackets... Had 1,001 career points... Helped the Yellow Jackets become 2014 regional champions... Two-time All-Region selection his sophomore and junior year... Participated in the North-South All-American game at the Electric City All-Star games... Member of the 2016 All-State team... Named the varsity offensive MVP... Awarded the MVP

award at the Daniel Christmas Tournament... A three-year player for the Carolina Wolves club team... Also lettered in football... **Personal:** Full Name: Quinterious Roshon Jones... Son of Latonya and Patrick Jones... Has on brother, Jakeim... Has one sister, Zorriah... **Major:** Sport Management

Season/Career Highs

	Season	Career
Points	6, vs. Goshen (11-11-18)	6, vs. Spring Arbor, (11-10-17)
Field Goals	3, vs. Goshen (11-11-18)	3, vs. Spring Arbor, (11-10-17)
3-Pointers	---	-
Free Throws	---	1, vs. Northern Illinois, (2-24-18)
Rebounds	3, vs. Goshen (11-11-18)	3, vs. Northern Illinois (2-24-18)
Assists	---	-
Steals	---	-
Blocks	---	1, vs. Michigan-Dearborn, (11-12-17)
Minutes	11, vs. Goshen (11-11-18)	11, vs. Goshen (11-11-18)

Miscellaneous Stats

Category	2017-18	Total
Double-digit scoring	-	-
20+ point games	-	-
Double-digit rebounding	-	-
Double-doubles	-	-
Led EMU in scoring	-	-
Led EMU in rebounding	-	-
Led EMU in three-pointers	-	-
5+ assist games	-	-
3+ three-pointers	-	-

2018-19 GAME-BY-GAME STATISTICS

Opponent	Date	gs	min	Total		3-Pointers		Free throws		Rebounds									
				fg-fga	pct	3fg-fga	pct	ft-fga	pct	off	def	tot	avg	pf	a	t/o	blk	stl	pts
ROCHESTER	11-05-18	3		0-0	.000	0-0	.000	0-0	.000	0	0	0	0.0	0	0	0	0	0	0
DREXEL	11-09-18	dnp		-	-	-	-	-	-	-	-	-	-	-	-	-	-	-	-
GOSHEN	11-11-18	11		3-4	.750	0-0	.000	0-0	.000	2	1	3	1.5	1	0	1	0	0	6
at No. 1 Duke	11-14-18	5		0-0	.000	0-0	.000	0-0	.000	0	1	1	1.3	0	0	0	0	0	0
BOSTON	11-17-18	4		1-2	.500	0-0	.000	0-0	.000	0	0	0	1.0	2	0	0	0	0	2
Totals		0	23	4-6	.667	0-0	.000	0-0	.000	2	2	4	1.0	3	0	1	0	0	8

Games played: 4
Minutes/game: 5.8
Points/game: 2.0
FG Pct: 66.7

Rebounds/game: 1.0
Turnovers/game: 0.3

CAREER STATISTICS

Season	gp-gs	min/avg	Total		3-Point		F-Throws		Rebounds										Scoring	
			fg-fga	pct	fg-fga	pct	ft-fga	pct	off	def	tot	avg	pf	fo	ast	to	blk	stl	pts	avg
2017-18	24-0	93/3.9	10-15	.667	0-0	.000	3-8	.375	11	13	24	1.0	22	0	1	7	4	0	23	1.0
2018-19	4-0	23/5.8	4-6	.667	0-0	.000	0-0	.000	2	2	4	1.0	3	0	0	1	0	0	8	2.0
TOTAL	28-0	116/4.1	14-21	.667	0-0	.000	3-8	.375	13	15	28	1.0	25	0	1	8	4	0	31	1.1

CAREER MID-AMERICAN CONFERENCE STATISTICS

Season	gp-gs	min/avg	Total		3-Point		F-Throws		Rebounds										Scoring	
			fg-fga	pct	fg-fga	pct	ft-fga	pct	off	def	tot	avg	pf	fo	ast	to	blk	stl	pts	avg
2017-18	13-0	48/3.7	5-6	.833	0-0	.000	2-4	.500	6	6	12	0.9	12	0	1	4	1	0	12	0.9
TOTAL	13-0	48/3.7	5-6	.833	0-0	.000	2-4	.500	6	6	12	0.9	12	0	1	4	1	0	12	0.9



Kevin McAdoo

Guard - Fr.-Fr. - 6-2 - 162 lbs
West Bloomfield, Mich.- West Bloomfield

#21

two starts... Registered a career-high 23 points in the Eagles' Collegians.com Tournament game at Sam Houston State (Mar. 19), pouring in a season-best five three-pointers along the way... Pulled down a career-best four rebounds and added 10 points in Eastern's MAC Tournament semi-final game against Toledo (Mar. 9)... Registered five double-digit scoring performance during his rookie campaign... **HIGH SCHOOL:** Four-year letterwinner at West Bloomfield High School... Four-time all-league

selection... Averaged 25 points, five assists and five rebounds per game, while leading his team to the final four and earning third team all-state honors in his senior campaign... All-State honorable mention as a junior... **PERSONAL:** Full Name: Kevin Anthony Curtis McAdoo... Son of Nicole and Kevin McAdoo... Has two brothers, Earl and Darryle, and one sister, Ari'elle... His father played basketball at the University of Detroit for four years... **Major:** Business.

Season/Career Highs

	Season	Career
Points	10, vs. Goshen (11-11-18)	23, at Sam Houston State (3-19-18)
Field Goals	4, at Duke (11-14-18)	8, at Sam Houston State (3-19-18)
3-Pointers	2, vs. Goshen (11-11-18)	5, at Sam Houston State (3-19-18)
Free Throws	---	2, at Sam Houston State (3-19-18)
Rebounds	2, at Duke (11-14-18)	2, at Duke (11-14-18)
Assists	2, vs. Drexel (11-9-18)	2, at Sam Houston State (3-19-18)
Steals	2, vs. Goshen (11-11-18)	1, vs. Western Michigan (1-30-18)
Blocks	---	1, vs. Niagara (3-14-18)
Minutes	21, Drexel (11-9-18)	35, at Sam Houston State (3-19-18)

Miscellaneous Stats

Category	2017-18	2018-19	Total
Double-digit scoring	3	2	5
20+ point games	-	-	-
Double-digit rebounding	-	-	-
Double-doubles	-	-	-
Led EMU in scoring	1	1	2
Led EMU in rebounding	-	-	-
Led EMU in three-pointers	3	2	5
5+ assist games	-	-	-
3+ three-pointers	-	-	-

2018-19 GAME-BY-GAME STATISTICS

Opponent	Date	gs	min	Total		3-Pointers		Free throws		Rebounds											
				fg-fga	pct	3fg-fga	pct	ft-fita	pct	off	def	tot	avg	pf	a	t/o	blk	stl	pts	avg	
ROCHESTER	11-05-18		dnp	-	-	-	-	-	-	-	-	-	-	-	-	-	-	-	-		
DREXEL	11-09-18		21	4-10	.400	2-5	.400	0-0	.000	0	0	0	0.0	1	2	0	0	2	10	10.0	
GOSHEN	11-11-18		7	4-5	.800	2-3	.667	0-1	.000	0	0	0	0.0	1	1	1	0	2	10	10.0	
at No. 1 Duke	11-14-18		15	4-8	.500	1-1	1.000	0-1	.000	0	2	2	0.7	0	0	0	0	9	9.7		
BOSTON	11-17-18		21	4-6	.667	1-2	.500	0-0	.000	0	0	0	0.5	2	1	0	0	9	9.5		
Totals		0	64	16-29	.552	6-11	.545	0-2	.000	0	2	2	0.5	4	4	1	0	4	38	9.5	

Games played: 4
Minutes/game: 16.0
Points/game: 9.5
FG Pct: 55.2
3FG Pct: 54.5
FT Pct: 0.0

Rebounds/game: 0.5
Assists/game: 1.0
Turnovers/game: 0.3
Assist/turnover ratio: 4.0
Steals/game: 1.0

CAREER STATISTICS

			Total		3-Point		F-Throws		Rebounds											Scoring	
Season	gp-gs	min/avg	fg-fga	pct	fg-fga	pct	ft-fla	pct	off	def	tot	avg	pf	fo	ast	to	blk	stl	pts	avg	
2017-18	27-1	284/10.5	38-84	.452	17-46	.370	13-17	.765	3	14	17	0.6	13	0	14	17	3	4	106	3.9	
2018-19	4-0	64/16.0	16-29	.552	6-11	.545	0-2	.000	0	2	2	0.5	4	0	4	1	0	4	38	9.5	
TOTAL	31-1	348/11.2	54-113	.478	23-57	.404	13-19	.684	3	16	19	0.6	17	0	18	18	3	8	144	4.6	

CAREER MID-AMERICAN CONFERENCE STATISTICS



Tariq Silver

Guard - So.-Fr. - 6-5 -185 lbs
Clarksville, Tenn.-Northwest

#22

All-Area Player of the Year...Named district MVP...Earned all-state honors and led his team to the a district championship...

EMU: Sat out the 2017-18 season as a redshirt...**2017-18:** Sat out the season as a redshirt... High School: Attended Northwest High in Clarksville, Tenn.... Named TN Sports 360 Player of the Year and *The Leaf-Chronicle*

Personal: Full Name: Tariq Rashaad Silver...Son of Taavon Silver and Richard McFadden...Has two sisters, Martajah and Jestyce...

Season/Career Highs

	Season	Career
Points	5, vs Goshen (11-11-18)	5, vs Goshen (11-11-18)
Field Goals	2, vs Goshen (11-11-18)	2, vs Goshen (11-11-18)
3-Pointers	1, vs Goshen (11-11-18)	1, vs Goshen (11-11-18)
Free Throws	-	-
Rebounds	-	-
Assists	-	-
Steals	-	-
Blocks	-	-
Minutes	11, vs Goshen (11-11-18)	11, vs Goshen (11-11-18)

Miscellaneous Stats

Category	2018-19	Total
Double-digit scoring	-	-
20+ point games	-	-
Double-digit rebounding	-	-
Double-doubles	-	-
Led EMU in scoring	-	-
Led EMU in rebounding	-	-
Led EMU in three-pointers	-	-
5+ assist games	-	-
3+ three-pointers	-	-

2018-19 GAME-BY-GAME STATISTICS

Opponent	Date	gs	min	Total		3-Pointers		Free throws		Rebounds								pts	avg
				fg-fga	pct	3fg-fga	pct	ft-fa	pct	off	def	tot	avg	pf	a	t/o	blk	stl	
ROCHESTER	11-05-18	1		0-0	.000	0-0	.000	0-0	.000	0	0	0	0.0	0	0	2	0	0	0
DREXEL	11-09-18	dnp		-	-	-	-	-	-	-	-	-	-	-	-	-	-	-	-
GOSHEN	11-11-18	11		2-4	.500	1-2	.500	0-1	.000	0	0	0	0.0	1	0	3	0	0	5
at No. 1 Duke	11-14-18	3		0-1	.000	0-0	.000	0-0	.000	0	0	0	0.0	0	0	0	0	1	0
BOSTON	11-17-18	1		0-1	.000	0-0	.000	0-0	.000	0	0	0	0.0	0	0	0	0	0	0
Totals		0	16	2-6	.333	1-2	.500	0-1	.000	0	0	0	0.0	1	0	5	0	1	5

Games played: 4
Minutes/game: 4.0
Points/game: 1.3
FG Pct: 33.3
3FG Pct: 50.0
FT Pct: 0.0

Turnovers/game: 1.3
Steals/game: 0.3

CAREER STATISTICS

Season	gp-gs	min/avg	Total		3-Point		F-Throws		Rebounds										Scoring	
			fg-fga	pct	fg-fga	pct	ft-fa	pct	off	def	tot	avg	pf	fo	ast	to	blk	stl	pts	avg
2018-19	4-0	16/4.0	2-6	.333	1-2	.500	0-1	.000	0	0	0	0.0	1	0	0	5	0	1	5	1.3
TOTAL	4-0	16/4.0	2-6	.333	1-2	.500	0-1	.000	0	0	0	0.0	1	0	0	5	0	1	5	1.3

CAREER MID-AMERICAN CONFERENCE STATISTICS



Damari Parris

Guard - Jr.-Jr. - 6-1 -157 lbs

Bowie, Md.-Evelyn Mack Academy-Trinity Valley C.C.

#23

Cardinals, shooting three brothers: Mani, 32.7 percent from Kari, and Xavier, and beyond the three-point line and 41.6 percent from the floor overall... Began his collegiate career at Western Kentucky University where he averaged 10.8 minutes per game in 24 games before a hand injury ended his season...

Personal: Full Name:

Damari Unique Parris... Son of Haslyn and Novella Parris...Has

Season/Career Highs

	Season	Career
Points	15, Rochester, (11-6-18)	15, Rochester, (11-6-18)
Field Goals	6, Rochester, (11-6-18)	6, Rochester, (11-6-18)
3-Pointers	3, Rochester, (11-6-18)	3, Rochester, (11-6-18)
Free Throws	4, vs Goshen (11-11-18)	4, vs Goshen (11-11-18)
Rebounds	6, Rochester, (11-6-18)	6, Rochester, (11-6-18)
Assists	3, vs Goshen (11-11-18)	3, vs Goshen (11-11-18)
Steals	3, Rochester, (11-6-18)	3, Rochester, (11-6-18)
Blocks	-	-
Minutes	40, Rochester, (11-6-18)	40, Rochester, (11-6-18)

Miscellaneous Stats

Category	2018-19	Total
Double-digit scoring	1	1
20+ point games	-	-
Double-digit rebounding	-	-
Double-doubles	-	-
Led EMU in scoring	-	-
Led EMU in rebounding	-	-
Led EMU in three-pointers	1	1
5+ assist games	-	-
3+ three-pointers	1	1

2018-19 GAME-BY-GAME STATISTICS

Opponent	Date	qs	min	Total fg-fga	pct	3-Pointers 3fg-fga	pct	Free throws ft-fta	pct	Rebounds off	def	tot	avg	pf	a	t/o	blk	stl	pts	avg
ROCHESTER	11-05-18	*	40	6-17	.353	3-6	.500	0-0	.000	2	4	6	6.0	3	0	4	0	3	15	15.0
DREXEL	11-09-18	*	20	2-5	.400	1-2	.500	0-0	.000	0	0	0	3.0	1	0	1	0	0	5	10.0
GOSHEN	11-11-18	*	20	1-5	.200	0-2	.000	4-4	1.000	1	1	2	2.7	1	3	2	0	0	6	8.7
at No. 1 Duke	11-14-18	*	19	3-10	.300	2-6	.333	1-2	.500	1	2	3	2.8	0	0	2	0	1	9	8.8
BOSTON	11-17-18	*	9	0-1	.000	0-0	.000	0-0	.000	1	1	2	2.6	1	1	1	0	1	0	7.0
Totals			5	108	12-38	.316	6-16	.375	5-6	.833	5	8	13	2.6	6	4	10	0	35	7.0


Games played: 5
Minutes/game: 21.6
Points/game: 7.0
FG Pct: 31.6
3FG Pct: 37.5
FT Pct: 83.3

Rebounds/game: 2.6
Assists/game: 0.8
Turnovers/game: 2.0
Assist/turnover ratio: 0.4
Steals/game: 1.0

CAREER STATISTICS

Season	gp-gs	min/avg	Total fg-fga	pct	3-Point fg-fga	pct	F-Throws ft-fta	pct	Rebounds off	def	tot	avg	pf	fo	ast	to	blk	stl	pts	avg
2018-19	5-5	108/21.6	12-38	.316	6-16	.375	5-6	.833	5	8	13	2.6	6	0	4	10	0	5	35	7.0
TOTAL	5-5	108/21.6	12-38	.316	6-16	.375	5-6	.833	5	8	13	2.6	6	0	4	10	0	5	35	7.0

CAREER MID-AMERICAN CONFERENCE STATISTICS



Andre Rafus

Guard/Forward - Fr.-Fr. -6-9 -178 lbs
Baltimore, Md.-Reach Partnership at Lake Clifton

#25

season playing at Mt. brothers: Amir and Zion Prep and a high A h m a d ... M a j o r : school career at Reach Sports Medicine.

Partnership at Lake Clifton... 1,000-point

scorer was named to all-star teams after his freshman and sophomore seasons, and a Baltimore City First Team honoree his senior season...

Personal: Full Name: Andre Lamont Rafus Jr....Son of Andre Rafus Sr and Denine Rafus...Has two

Season/Career Highs

	Season	Career
Points	4, vs. Goshen (11-11-18)	4, vs. Goshen (11-11-18)
Field Goals	2, vs. Goshen (11-11-18)	2, vs. Goshen (11-11-18)
3-Pointers	-	-
Free Throws	-	-
Rebounds	1, vs. Goshen (11-11-18)	1, vs. Goshen (11-11-18)
Assists	-	-
Steals	1, Rochester, (11-6-18)	1, Rochester, (11-6-18)
Blocks	1, vs. Goshen (11-11-18)	1, vs. Goshen (11-11-18)
Minutes	8, vs. Goshen (11-11-18)	8, vs. Goshen (11-11-18)

Miscellaneous Stats

Category	2018-19	Total
Double-digit scoring	-	-
20+ point games	-	-
Double-digit rebounding	-	-
Double-doubles	-	-
Led EMU in scoring	-	-
Led EMU in rebounding	-	-
Led EMU in three-pointers	-	-
5+ assist games	-	-
3+ three-pointers	-	-

2018-19 GAME-BY-GAME STATISTICS

Opponent	Date	gs	min	Total		3-Pointers		Free throws		Rebounds											pts	avg
				fg-fga	pct	3fg-fga	pct	ft-fga	pct	off	def	tot	avg	pf	a	t/o	blk	stl				
ROCHESTER	11-05-18		2	0-0	.000	0-0	.000	0-0	.000	0	0	0	0.0	0	0	1	0	1	0	0.0		
DREXEL	11-09-18		dnp	-	-	-	-	-	-	-	-	-	-	-	-	-	-	-	-	-		
GOSHEN	11-11-18		8	2-2	1.000	0-0	.000	0-0	.000	0	1	1	0.5	0	0	1	1	0	4	2.0		
at No. 1 Duke	11-14-18		3	0-2	.000	0-2	.000	0-0	.000	0	1	1	0.7	0	0	0	0	0	0	1.3		
BOSTON	11-17-18		dnp	-	-	-	-	-	-	-	-	-	-	-	-	-	-	-	-	-		
Totals		0	13	2-4	.500	0-2	.000	0-0	.000	0	2	2	0.7	0	0	2	1	1	4	1.3		

Games played: 3
Minutes/game: 4.3
Points/game: 1.3
FG Pct: 50.0
3FG Pct: 0.0

Rebounds/game: 0.7
Turnovers/game: 0.7
Steals/game: 0.3
Blocks/game: 0.3

CAREER STATISTICS

			Total		3-Point		F-Throws		Rebounds											Scoring	
Season	gp-gs	min/avg	fg-fga	pct	fg-fga	pct	ft-fa	pct	off	def	tot	avg	pf	fo	ast	to	blk	stl	pts	avg	
2018-19	3-0	13/4.3	2-4	.500	0-2	.000	0-0	.000	0	2	2	0.7	0	0	0	2	1	1	4	1.3	
TOTAL	3-0	13/4.3	2-4	.500	0-2	.000	0-0	.000	0	2	2	0.7	0	0	0	2	1	1	4	1.3	

CAREER MID-AMERICAN CONFERENCE STATISTICS



Jalen King

Forward - So.-So. -6-9 -215 lbs
Pasco, Wash.-Kings Academy

#30

points, 10 rebounds, and three blocks per game as a senior... Named the defensive player of the year his sophomore and junior years... Participated in RL9 and Texas Pro club teams... Also played football... **Personal:** Full Name: Jalen Fitzgerald King... Son of Elaine and Vincent King... Has two sisters, Beyora and Chalise... **Major:** Business

EMU: 2017-18: Played in 20 games during his true freshman season... Pulled down 0.8 rebounds per game in just 4.5 minutes per contest... Had nine blocks and four steals on the defensive end of the floor... **High School:** Recorded six

Season/Career Highs

	Season	Career
Points	4, at Duke (11-14-18)	4, at Duke (11-14-18)
Field Goals	2, at Duke (11-14-18)	2, at Duke (11-14-18)
3-Pointers	-	-
Free Throws	-	-
Rebounds	4, at Duke (11-14-18)	4, at Duke (11-14-18)
Assists	3, vs. Goshen (11-11-18)	3, vs. Goshen (11-11-18)
Steals	3, vs. Goshen (11-11-18)	3, vs. Goshen (11-11-18)
Blocks	2, vs. Goshen (11-11-18)	2, vs. Goshen (11-11-18)
Minutes	14, vs. Goshen (11-11-18)	14, vs. Goshen (11-11-18)

Miscellaneous Stats

Category	2017-18	Total
Double-digit scoring	-	-
20+ point games	-	-
Double-digit rebounding	-	-
Double-doubles	-	-
Led EMU in scoring	-	-
Led EMU in rebounding	-	-
Led EMU in three-pointers	-	-
5+ assist games	-	-
3+ three-pointers	-	-

2018-19 GAME-BY-GAME STATISTICS

Opponent	Date	gs	min	Total fg-fga	pct	3-Pointers 3fg-fga	pct	Free throws ft-fta	pct	Rebounds off	def	tot	avg	pf	a	t/o	blk	stl	pts	avg
ROCHESTER	11-05-18	6		0-0	.000	0-0	.000	0-0	.000	0	2	2	2.0	0	0	0	0	0	0	0.0
DREXEL	11-09-18	4		0-0	.000	0-0	.000	0-0	.000	0	0	0	1.0	2	0	0	0	0	0	0.0
GOSHEN	11-11-18	14		1-1	1.000	0-0	.000	0-0	.000	1	1	2	1.3	1	3	1	2	3	2	0.7
at No. 1 Duke	11-14-18	10		2-2	1.000	0-0	.000	0-0	.000	1	3	4	2.0	4	1	1	0	0	4	1.5
BOSTON	11-17-18	4		0-0	.000	0-0	.000	0-0	.000	1	1	2	2.0	1	0	0	0	0	0	1.2
Totals		0	38	3-3	1.000	0-0	.000	0-0	.000	3	7	10	2.0	8	4	2	2	3	6	1.2

Games played: 5
Minutes/game: 7.6
Points/game: 1.2
FG Pct: 100.0


Rebounds/game: 2.0
Assists/game: 0.8
Turnovers/game: 0.4
Assist/turnover ratio: 2.0
Steals/game: 0.6
Blocks/game: 0.4

CAREER STATISTICS

Season	gp-gs	min/avg	Total fg-fga	pct	3-Point fg-fga	pct	F-Throws ft-fta	pct	Rebounds off	def	tot	avg	pf	fo	ast	to	blk	stl	pts	avg
2017-18	20-0	90/4.5	0-3	.000	0-0	.000	0-4	.000	4	11	15	0.8	23	1	0	7	9	4	0	0.0
2018-19	5-0	38/7.6	3-3	1.000	0-0	.000	0-0	.000	3	7	10	2.0	8	0	4	2	2	3	6	1.2
TOTAL	25-0	128/5.1	3-6	.500	0-0	.000	0-4	.000	7	18	25	1.0	31	1	4	9	11	7	6	0.2

CAREER MID-AMERICAN CONFERENCE STATISTICS

Season	gp-gs	min/avg	Total fg-fga	pct	3-Point fg-fga	pct	F-Throws ft-fta	pct	Rebounds off	def	tot	avg	pf	fo	ast	to	blk	stl	pts	avg
2017-18	10-0	39/3.9	0-0	.000	0-0	.000	0-2	.000	1	5	6	0.6	15	1	0	4	3	1	0	0.0
TOTAL	10-0	39/3.9	0-0	.000	0-0	.000	0-2	.000	1	5	6	0.6	15	1	0	4	3	1	0	0.0



Ty Groce

Forward - Jr.-So. -6-7 -207 lbs
Ypsilanti, Mich.-Lincoln

#31

collegiate debut against Spring Arbor (Nov. 10), and then again against rival Central Michigan (Jan. 9) and Ohio (Jan. 20)... Made a season-best four three pointers on five attempts against Ohio... Pulled down a season-high eight rebounds on to occasions, once against Arkansas State (Nov. 16) and again in the Colleg Insider.com Tournament game against Sam Houston State (Mar. 19)... **High School:** Three-year varsity letterwinner at Ypsilanti Lincoln High School...Named to the Washtenaw County

Dream Team as a senior... Associated Press All-State Honorable Mention award winner...Named Third Team All-State according to the Detroit Free Press... Averaged 18 points, 12 rebounds, four blocks, three steals and two assists per game as a senior... **Personal:** Full Name: Tyler Matthew Groce... Son of Marian Groce... His mother, Marian, play basketball at Ferris State University...**Major:** Sports Management.

Season/Career Highs

	Season	Career
Points	7, vs. Drexel (11-9-18)	15, vs. Ohio (1-20-18)
Field Goals	3, vs. Drexel (11-9-18)	6, vs. Spring Arbor, (11-10-17)
3-Pointers	-	4, vs. Ohio, (1-20-18)
Free Throws	1, vs. Drexel (11-9-18)	6, vs. Central Mich. (1-9-18)
Rebounds	8, vs. Rochester, (11-6-18)	8, twice
Assists	3, vs. Goshen (11-11-18)	3, vs. Goshen (11-11-18)
Steals	3, vs. Drexel (11-9-18)	6, vs. Spring Arbor, (11-10-17)
Blocks	1, vs. Boston (11-17-18)	2, vs. Ohio, (1-20-18)
Minutes	30, vs. Rochester (11-6-18)	35, vs. Ohio, (1-20-18)

Miscellaneous Stats

Category	2017-18	Total
Double-digit scoring	3	3
20+ point games	-	-
Double-digit rebounding	-	-
Double-doubles	-	-
Led EMU in scoring	-	-
Led EMU in rebounding	-	-
Led EMU in three-pointers	1	1
5+ assist games	-	-
3+ three-pointers	2	2

2018-19 GAME-BY-GAME STATISTICS

Opponent	Date	gs	min	Total fg-fga	pct	3-Pointers 3fg-fga	pct	Free throws ft-fta	pct	Rebounds off	def	tot	avg	pf	a	t/o	blk	stl	pts	avg
ROCHESTER	11-05-18	*	30	3-5	.600	0-2	.000	0-0	.000	3	5	8	8.0	3	3	5	0	1	6	6.0
DREXEL	11-09-18	*	21	3-5	.600	0-1	.000	1-1	1.000	1	5	6	7.0	0	0	0	0	3	7	6.5
GOSHEN	11-11-18		10	0-2	.000	0-0	.000	0-0	.000	0	1	1	5.0	1	3	2	0	1	0	4.3
at No. 1 Duke	11-14-18		10	2-3	.667	0-0	.000	0-0	.000	1	2	3	4.5	0	0	1	1	1	4	4.3
BOSTON	11-17-18		10	0-0	.000	0-0	.000	0-0	.000	0	1	1	3.8	0	0	0	1	1	0	3.4
Totals		2	81	8-15	.533	0-3	.000	1-1	1.000	5	14	19	3.8	4	6	8	2	7	17	3.4

Games played: 5
Minutes/game: 16.2
Points/game: 3.4
FG Pct: 53.3
3FG Pct: 0.0
FT Pct: 100.0

Rebounds/game: 3.8
Assists/game: 1.2
Turnovers/game: 1.6
Assist/turnover ratio: 0.8
Steals/game: 1.4
Blocks/game: 0.4

CAREER STATISTICS

Season	gp-gs	min/avg	Total fg-fga	pct	3-Point fg-fga	pct	F-Throws ft-fta	pct	Rebounds off	def	tot	avg	pf	fo	ast	to	blk	stl	pts	avg
2017-18	33-7	488/14.8	44-115	.383	14-46	.304	24-39	.615	21	62	83	2.5	64	1	20	34	16	22	126	3.8
2018-19	5-2	81/16.2	8-15	.533	0-3	.000	1-1	1.000	5	14	19	3.8	4	0	6	8	2	7	17	3.4
TOTAL	38-9	569/15.0	52-130	.400	14-49	.286	25-40	.625	26	76	102	2.7	68	1	26	42	18	29	143	3.8

CAREER MID-AMERICAN CONFERENCE STATISTICS

Season	gp-gs	min/avg	Total fg-fga	pct	3-Point fg-fga	pct	F-Throws ft-fta	pct	Rebounds off	def	tot	avg	pf	fo	ast	to	blk	stl	pts	avg
2017-18	18-7	290/16.1	26-63	.413	6-20	.300	18-27	.667	9	36	45	2.5	34	1	9	18	11	6	76	4.2
TOTAL	18-7	290/16.1	26-63	.413	6-20	.300	18-27	.667	9	36	45	2.5	34	1	9	18	11	6	76	4.2



Isaiah Green

Forward -Sr.-Sr. -6-7 -204 lbs.

Southfield, Mich.-Southfield (Lansing C.C)

#32

Region XII First Team honors... All-MCCAA Team and MCCAA Western Conference Player of the Year honoree...Two-time Western Conference All-Defensive Team selection and Western Conference Defensive Player of the Year honors... Captured MVP honors at NJCAA National All-Star Game for D II/III...Led team to top-20 ranking, while leading the country in rebounds per game with 13.5 and averaging the second-most points per game on the team, with 18.3, on a 64 percent clip...**2015-16:** Named All-MCCAA, as well as First Team MCCAA Western Conference and All-MCCAA Freshmen Team...Earned MCCAA Western Conference All-Defensive Team honors...Defensive Player of the Year awardee...Earned NJCAA Region XII First Team honors

as well as NJCAA Region 9 All-Tournament Team honors... Started all 35 games and averaged a double-double with 15.7 points and 10 rebounds per game...High School: Attended Southfield High...Averaged 17 points per game as well as 10 rebounds per game as a senior...**Personal: Full Name:** Isaiah Green...Son of Dena and Roosevelt Green...Has three sisters; Christina, Jay and Faith... His dad played for the Danville CC and Lane College men's basketball teams while his sister, Christina, was a member of Wayne State's women's basketball program...**Major:** Graphic Design.

Season/Career Highs

	Season	Career
Points	6, vs. Goshen (11-11-18)	6, vs. Goshen (11-11-18)
Field Goals	3, vs. Goshen (11-11-18)	3, vs. Goshen (11-11-18)
3-Pointers	-	-
Free Throws	-	-
Rebounds	5, vs. Goshen (11-11-18)	5, vs. Goshen (11-11-18)
Assists	1, vs. Goshen (11-11-18)	1, vs. Goshen (11-11-18)
Steals	2, Rochester, (11-6-18)	2, Rochester, (11-6-18)
Blocks	1, Boston, (11-17-18)	2, vs. Rochester (12-29-17)
Minutes	13, Rochester, (11-6-18)	14, vs. Rochester (12-29-17)

Miscellaneous Stats

Category	2017-18	Total
Double-digit scoring	-	-
20+ point games	-	-
Double-digit rebounding	-	-
Double-doubles	-	-
Led EMU in scoring	-	-
Led EMU in rebounding	-	-
Led EMU in three-pointers	-	-
5+ assist games	-	-
3+ three-pointers	-	-

2018-19 GAME-BY-GAME STATISTICS

Opponent	Date	qs	min	Total fg-fga	pct	3-Pointers 3fg-fga	pct	Free throws ft-fga	pct	Rebounds off def tot	avg	pf	a	t/o	blk	stl	pts	avg
ROCHESTER	11-05-18	13		1-1	1.000	0-0	.000	0-0	.000	0 2 2	2.0	0	0	1	0	2	2	2.0
DREXEL	11-09-18	3		0-0	.000	0-0	.000	0-0	.000	0 0 0	1.0	0	0	0	0	0	0	1.0
GOSHEN	11-11-18	12		3-4	.750	0-0	.000	0-0	.000	2 3 5	2.3	0	1	0	0	0	6	2.7
at No. 1 Duke	11-14-18	9		1-2	.500	0-0	.000	0-0	.000	1 1 2	2.3	1	0	0	1	0	2	2.5
BOSTON	11-17-18	1		0-0	.000	0-0	.000	0-0	.000	0 0 0	1.8	0	0	0	1	0	0	2.0
Totals		0	38	5-7	.714	0-0	.000	0-0	.000	3 6 9	1.8	1	1	1	2	2	10	2.0

Games played: 5
Minutes/game: 7.6
Points/game: 2.0
FG Pct: 71.4

Rebounds/game: 1.8
Assists/game: 0.2
Turnovers/game: 0.2
Assist/turnover ratio: 1.0
Steals/game: 0.4
Blocks/game: 0.4

CAREER STATISTICS

Season	gp-gs	min/avg	Total fg-fga	pct	3-Point fg-fga	pct	F-Throws ft-fga	pct	Rebounds off def tot	avg	pf	fo	ast	to	blk	stl	Scoring pts	avg
2017-18	16-0	90/5.6	7-15	.467	0-1	.000	2-3	.667	3 17 20	1.3	6	0	1	2	5	5	16	1.0
2018-19	5-0	38/7.6	5-7	.714	0-0	.000	0-0	.000	3 6 9	1.8	1	0	1	1	2	2	10	2.0
TOTAL	21-0	128/6.1	12-22	.545	0-1	.000	2-3	.667	6 23 29	1.4	7	0	2	3	7	7	26	1.2

CAREER MID-AMERICAN CONFERENCE STATISTICS

Season	gp-gs	min/avg	Total fg-fga	pct	3-Point fg-fga	pct	F-Throws ft-fga	pct	Rebounds off def tot	avg	pf	fo	ast	to	blk	stl	Scoring pts	avg
2017-18	5-0	20/4.0	1-2	.500	0-0	.000	2-2	1.000	1 5 6	1.2	3	0	0	1	0	2	4	0.8
TOTAL	5-0	20/4.0	1-2	.500	0-0	.000	2-2	1.000	1 5 6	1.2	3	0	0	1	0	2	4	0.8



Derek Ballard Jr.

Forward -So.-Fr. -6-8 -220 lbs.
Southfield, Mich.-Southfield-Lathrup

#33

game in his senior season...**Personal:**

Full Name: Derek Gene Ballard Jr...Son of Derek and Michelle Ballard...Has one sister, Taylor...**Major:** Business Marketing.

EMU: Joined EMU prior to the 2017-18 season and redshirted...**High School:** Graduated from Southfield-Lathrup High School where he played basketball for coach Desmond Denham... Averaged eight points and five rebounds per

Season/Career Highs

	Season	Career
Points	2, vs. Goshen (11-11-18)	2, vs. Goshen (11-11-18)
Field Goals	-	-
3-Pointers	-	-
Free Throws	2, vs. Goshen (11-11-18)	2, vs. Goshen (11-11-18)
Rebounds	3, vs. Goshen (11-11-18)	3, vs. Goshen (11-11-18)
Assists	-	-
Steals	-	-
Blocks	-	-
Minutes	12, vs. Goshen (11-11-18)	12, vs. Goshen (11-11-18)

Miscellaneous Stats

Category	2017-18	Total
Double-digit scoring	-	-
20+ point games	-	-
Double-digit rebounding	-	-
Double-doubles	-	-
Led EMU in scoring	-	-
Led EMU in rebounding	-	-
Led EMU in three-pointers	-	-
5+ assist games	-	-
3+ three-pointers	-	-

2018-19 GAME-BY-GAME STATISTICS

Opponent	Date	gs	min	Total fg-fga	pct	3-Pointers 3fg-fga	pct	Free throws ft-fa	pct	Rebounds off	def	tot	avg	pf	a	t/o	blk	stl	pts	avg
ROCHESTER	11-05-18	dnp		-	-	-	-	-	-	-	-	-	-	-	-	-	-	-	-	-
DREXEL	11-09-18	dnp		-	-	-	-	-	-	-	-	-	-	-	-	-	-	-	-	-
GOSHEN	11-11-18	12		0-1	.000	0-1	.000	2-2	1.000	1	2	3	3.0	1	0	0	0	0	2	2.0
at No. 1 Duke	11-14-18	1		0-2	.000	0-0	.000	0-0	.000	1	0	1	2.0	0	0	0	1	0	0	1.0
BOSTON	11-17-18	1		0-1	.000	0-1	.000	1-2	.500	1	0	1	1.7	0	0	0	0	0	1	1.0
Totals		0	14	0-4	.000	0-2	.000	3-4	.750	3	2	5	1.7	1	0	0	1	0	3	1.0

Games played: 3
Minutes/game: 4.7
Points/game: 1.0
FG Pct: 0.0
3FG Pct: 0.0
FT Pct: 75.0

Rebounds/game: 1.7
Blocks/game: 0.3

CAREER STATISTICS

Season	gp-gs	min/avg	Total fg-fga	pct	3-Point fg-fga	pct	F-Throws ft-fa	pct	Rebounds off	def	tot	avg	pf	fo	ast	to	blk	stl	pts	avg
2018-19	3-0	14/4.7	0-4	.000	0-2	.000	3-4	.750	3	2	5	1.7	1	0	0	0	1	0	3	1.0
TOTAL	3-0	14/4.7	0-4	.000	0-2	.000	3-4	.750	3	2	5	1.7	1	0	0	0	1	0	3	1.0

CAREER MID-AMERICAN CONFERENCE STATISTICS

EMU ALL-TIME AGAINST MAC OPPONENTS

AKRON -- 22-27 (12-10 Home, 9-13 Away, 1-4 Neutral)				1-23-93	A	L	62-66	1-27-90	A	L	61-77	1-25-24	H	L	16-26	1-6-88	A	W	72-65
2-3-68	A	L	55-62	2-20-93	H	L	57-77	2-24-90	H	L	60-65(OT)	2-22-24	A	L	19-30	3-5-88	H	W	79-64
2-20-68	H	W	77-63	1-15-94	H	L	65-69	3-9-90	N	W	62-60	1-17-25	A	L	23-29	1-25-89	A	W	88-83
1-12-74	H	L	49-61	2-13-94	A	L	61-78	1-19-91	H	W	73-68	2-20-25	H	W	41-17	2-22-89	H	W	90-77
1-7-75	A	W	66-64	1-21-95	A	L	63-67	2-16-91	A	W	76-65	2-6-26	H	W	31-17	1-24-90	H	W	71-70(OT)
12-2-81	A	W	68-62	2-18-95	H	W	75-72	3-9-91	N	W	72-66(OT)	2-19-26	H	W	32-26	2-21-90	A	L	56-59
12-23-82	H	W	65-59	3-11-95	N	L	70-77	1-18-92	A	L	69-72	1-22-27	H	W	24-22	2-13-91	H	W	94-58
12-3-83	A	L	70-78	1-20-96	H	W	109-102	2-15-92	H	L	57-68	2-4-27	H	W	24-22	1-16-91	A	W	63-61
12-17-84	H	W	68-53	2-17-96	A	W	91-75	1-9-93	H	L	73-74	2-10-28	H	L	30-44	1-15-92	H	L	61-67
1-13-93	H	L	57-62	3-8-96	N	W	87-71	2-6-93	A	W	65-54	2-25-28	H	L	29-30	2-12-92	A	L	68-73
2-10-93	A	W	79-69	1-25-97	H	W	85-75	2-2-94	A	L	74-84	1-26-29	H	L	22-34	1-6-93	A	L	64-71
1-5-94	H	W	72-65	2-22-97	A	L	89-107	3-2-94	H	W	80-77	1-14-30	A	W	22-18	3-6-93	H	W	92-80
3-5-94	A	W	58-46	3-4-97	N	W	85-75	1-18-95	A	L	88-90(OT)	2-8-30	H	W	28-26	1-29-94	H	W	74-60
1-7-95	H	W	62-49	1-14-98	H	W	73-63	2-15-95	H	W	65-43	1-10-31	H	L	38-39	2-26-94	A	W	78-60
2-4-95	A	W	86-71	2-11-98	A	W	89-77	1-17-96	H	W	77-58	2-6-31	H	W	35-28	1-14-95	H	W	85-79
1-6-96	A	W	82-73	3-3-98	N	W	93-92	2-14-96	A	L	70-72	1-15-32	A	W	19-16	2-11-95	A	W	80-64
2-3-96	H	W	62-53	1-9-99	H	L	42-59	1-20-97	H	W	76-67	1-30-32	H	W	34-26	1-13-96	A	W	81-76
1-29-97	A	W	79-76	1-8-00	A	W	98-93(3OT)	2-15-97	A	L	83-98	1-21-33	H	W	35-27	2-10-96	H	W	91-79
2-26-97	H	W	76-75	2-5-00	H	L	58-78	3-7-97	N	W	73-64	2-11-33	A	W	42-21	1-8-97	H	W	104-67
2-5-98	A	L	67-69	1-6-01	H	L	66-69	1-10-98	A	L	75-78	1-6-34	H	W	35-22	2-1-97	A	W	100-94
12-2-98	A	L	54-72	2-3-01	A	L	69-75	1-29-98	H	W	86-67	2-17-34	A	W	30-19	1-24-98	H	W	85-53
2-10-99	H	L	45-74	1-5-02	H	L	45-63	12-5-98	H	L	66-68	2-2-35	A	L	21-27	2-18-98	A	W	97-82
1-19-00	H	L	81-89(OT)	2-2-02	A	L	59-90	2-19-00	A	L	75-86	2-16-35	H	W	36-28	1-20-99	H	W	56-53(OT)
1-27-01	A	L	56-63	1-21-03	H	L	90-91	2-17-01	H	L	45-71	1-10-36	H	W	39-25	2-24-99	A	W	82-74
1-7-02	A	W	61-60	3-3-04	A	L	47-75	2-13-02	A	L	61-82	2-14-36	A	L	24-27	1-26-00	H	W	68-57
2-16-02	H	W	83-76	1-31-05	A	L	86-96	1-14-03	H	W	73-67	2-13-37	A	L	29-38	2-14-00	A	W	72-59
2-1-03	A	L	80-96	3-2-05	H	L	56-71	3-6-03	A	L	72-73	2-18-37	H	L	22-35	1-20-01	H	L	51-60
2-7-04	H	W	77-54	2-4-06	A	W	56-43	1-3-04	A	L	68-84	1-25-38	A	W	37-36	2-28-01	A	L	57-64
1-15-05	A	L	68-76	3-4-06	H	L	77-89(OT)	3-6-04	H	W	78-75(OT)	2-25-38	H	W	29-25	1-19-02	H	L	73-86
3-7-05	N	L	66-78	1-13-07	A	W	56-52	1-12-05	H	L	63-79	1-14-39	H	L	44-47	2-20-02	A	L	57-76
1-21-06	A	L	61-79	2-25-07	H	W	61-51	1-18-06	H	L	72-79	2-18-39	A	L	26-45	1-25-03	H	W	84-68
2-11-06	H	L	72-77	3-7-07	N	W	51-48	2-7-06	A	L	71-73	1-29-39	A	W	29-25	3-1-03	A	L	89-106
1-31-07	H	L	60-70	1-19-08	A	L	60-64	2-10-07	A	W	65-63	1-20-40	H	L	36-46	1-10-04	A	W	71-68
2-2-08	A	L	61-80	3-1-08	H	W	75-64	2-13-08	H	W	78-68	12-12-40	A	L	27-29	1-28-04	H	W	80-63
2-3-09	H	L	41-78	3-12-08	N	W	59-55	2-15-09	A	W	65-57	2-1-41	H	L	35-36	1-9-05	A	W	86-82
2-1-10	A	W	62-59	1-10-09	H	L	42-46	1-27-10	H	L	61-64	12-12-41	H	L	26-31	2-12-05	H	W	79-72 2-1-06
3-11-10	N	L	89-97(2OT)	3-8-09	A	W	55-53(OT)	1-29-11	A	L	63-68	2-5-42	H	W	39-37	H	W	81-75	
2-2-11	H	W	60-56	1-23-10	H	W	57-53	1-28-12	H	W	55-50	1-24-46	H	L	50-62	3-1-06	A	W	80-69
3-8-11	N	L	53-67	2-24-10	A	W	72-67	1-12-13	A	L	44-46	2-9-46	A	L	46-64	1-6-07	H	L	68-74
2-4-12	A	L	47-77	1-19-11	H	L	51-60	1-8-14	A	W	56-51	12-5-46	H	L	46-58	3-2-07	A	W	87-83(OT)
2-13-13	H	L	62-70	2-23-11	A	L	49-64	1-29-14	H	W	69-57	1-4-47	A	W	48-47	1-6-08	A	L	53-62
1-22-14	H	L	68-78	1-14-12	A	W	51-48	1-21-15	A	L	58-74	2-13-47	H	L	33-48	2-16-08	H	W	67-64
2-5-14	A	L	48-52	2-25-12	H	W	61-50	3-11-15	N	W	73-67	12-4-47	H	L	45-56	1-13-09	H	W	84-77(2OT)
2-14-15	H	W	78-75	1-9-13	H	L	58-60	1-16-16	H	L	79-84	1-20-49	H	L	43-60	2-28-09	A	W	57-56
1-19-16	A	L	88-92	2-16-13	A	W	56-50	1-10-17	A	W	81-53	2-17-49	A	L	58-68	3-10-09	N	L	49-62
1-20-17	A	L	63-70	2-12-14	A	W	73-58	1-6-18	H	L	71-75 (OT)	12-6-49	A	L	45-66	1-20-10	A	L	63-71
2-10-17	H	L	76-87	3-4-14	H	W	72-58	2-10-18	A	L	63-70 (OT)	1-12-50	H	L	40-55	3-4-10	H	L	55-56
3-9-17	N	L	62-79	1-7-15	H	L	59-60(OT)	BUFFALO -- 11-15 (6-6 Home, 3-9 Away, 1-0 Neutral)				1-11-51	H	W	75-67	1-23-11	H	W	41-38
1-16-18	H	W	63-49	3-3-15	A	W	67-60	2-8-72	A	W	109-96	2-17-51	A	L	62-76	2-16-11	A	L	60-66
3-8-18	N	W	67-58	1-23-16	H	L	87-88(2OT)	2-12-52	H	W	77-54	1-22-52	H	W	77-54	1-11-12	H	L	56-60
				2-27-16	A	W	79-115	2-3-99	A	W	54-51	2-14-53	H	W	80-69	2-14-12	A	L	52-55
				1-24-17	H	L	80-88	1-5-00	H	W	75-53	2-20-53	H	L	66-71	1-15-13	H	W	58-52
				2-21-17	A	L	72-79	2-12-01	A	L	51-68	1-16-54	H	L	51-61	3-5-13	A	L	59-61
				1-2-18	A	L	62-72	1-2-02	H	L	51-70	2-13-54	A	W	64-58	1-18-14	A	W	72-59
				2-3-18	H	W	58-41	2-11-03	A	L	66-90	2-6-55	A	W	89-69	2-26-14	H	W	64-42
				BOWLING GREEN -- 43-50 (24-19 Home, 14-30 Away, 5-0 Neutral)				2-11-03	A	L	66-90	1-22-55	A	L	75-78	3-10-14	H	W	72-60
				1-8-16	H	W	33-15	3-3-03	H	W	88-78	12-14-55	H	L	73-92	1-24-15	A	L	51-65
				2-12-16	A	W	36-22	2-4-04	A	W	77-66	2-18-55	N	L	63-77	2-24-15	H	L	56-72
				1-12-17	H	W	55-11	2-18-04	H	L	64-83	1-28-56	A	L	81-90	1-6-16	A	W	99-80
				1918	A	W	31-27	1-29-05	H	L	68-80	1-18-87	A	L	72-78	2-9-16	H	W	71-56
				1-11-19	H	W	35-15	1-4-06	A	L	62-78	2-28-57	H	W	62-55	1-3-17	H	W	85-63
				3-1-19	H	W	37-10	1-28-0											

EMU ALL-TIME AGAINST MAC OPPONENTS

3-8-91	N	W	66-47	1-30-10	A	L	51-61	1-9-16	A	L	63-80	3-3-81	A	L	88-95	2-15-29	A	L	26-39						
1-29-92	A	L	56-64	2-5-11	H	L	56-58	3-1-16	H	W	75-71	1-23-82	A	L	68-87	3-5-29	H	L	27-31						
2-26-92	H	W	67-65(OT)	2-1-12	A	L	57-62(OT)	2-4-17	A	L	69-81	2-20-82	H	W	48-45	1-31-31	H	L	20-38						
1-20-93	H	W	75-71	1-19-13	H	W	65-58	2-25-17	H	W	84-68	1-15-83	A	L	67-80	2-25-31	H	W	32-28						
2-17-93	A	L	55-61	3-13-13	N	W	58-47	3-6-17	H	W	72-69	2-12-83	H	L	48-62	2-9-74	A	L	55-78						
1-12-94	A	W	67-55	2-1-14	A	L	61-65	1-13-18	A	L	66-72	1-7-84	H	L	48-53	12-4-74	A	L	65-80						
2-9-94	H	W	68-58	1-10-15	A	L	81-82(OT)	2-24-18	H	W	82-53	2-4-84	A	L	75-76	2-8-75	H	W	62-60						
1-28-95	A	W	77-70	2-10-15	H	W	83-69	OHIO -- 25-49										1-30-85	A	W	83-74	1-7-76	H	L	58-78
2-25-95	H	W	85-50	3-9-15	N	W	62-61(OT)	(18-17 Home, 5-32 Away, 2-0 Neutral)										2-26-85	H	W	69-67	2-11-76	A	L	73-85
1-27-96	H	W	96-81	2-2-16	H	W	94-69	(18-17 Home, 5-32 Away, 2-0 Neutral)										12-28-85	N	W	76-61	2-5-77	H	L	53-56
2-24-96	A	L	73-91	1-28-17	A	W	74-57	1-16-73	A	L	73-89	1-22-86	H	W	75-58	1-25-78	H	W	66-53						
3-5-96	N	W	84-72	1-27-18	A	W	58-48	12-8-73	A	L	54-73	2-19-86	A	L	75-89	3-1-78	A	W	82-71						
1-4-97	H	W	91-77	NORTHERN ILLINOIS -- 42-54										1-22-75	H	W	73-71	1-14-87	A	L	73-81				
3-1-97	A	W	73-59	(28-22 Home, 13-31 Away, 1-1 Neutral)										3-1-75	A	W	62-57	2-11-87	H	W	86-71	2-7-79	H	W	92-76
2-7-98	A	L	79-74	1-29-26	H	L	35-39	1-21-76	A	L	66-74	1-13-88	H	W	82-54	1-12-80	A	W	66-55						
12-21-98	A	L	61-72	1-28-28	H	W	42-29	2-25-76	H	L	75-78	2-10-88	A	W	81-66	2-16-80	H	W	80-74						
1-12-00	H	L	67-80	1-13-49	H	L	59-61	12-22-76	A	L	81-91	1-7-89	H	W	68-56	1-14-81	A	L	61-67						
2-9-00	A	L	64-76	1-7-50	A	L	46-61	3-5-77	H	W	80-75	1-7-89	H	W	68-56	2-11-81	H	L	58-69						
1-3-01	A	L	57-70	12-9-50	H	L	67-69	2-20-78	A	L	62-66	2-4-89	A	L	77-85	1-6-82	A	W	71-70						
1-24-01	H	L	51-79	2-3-51	A	L	56-58	1-13-79	A	L	64-76	1-31-90	A	L	78-82	3-2-82	H	L	42-44						
1-29-02	H	L	62-82	2-3-51	A	L	56-58	2-17-79	H	L	82-86	2-28-90	H	W	74-65	1-29-83	A	W	73-61						
1-4-03	A	L	85-88	2-11-52	A	W	60-57	1-16-80	H	W	67-65	1-26-91	A	W	82-60	2-26-83	H	W	61-54						
12-2-03	H	L	74-83	2-21-52	H	W	60-58	2-20-80	A	L	60-61	1-26-91	A	W	82-60	1-21-84	H	W	62-60						
1-5-05	A	L	64-67	1-9-53	H	L	64-68	1-17-81	H	W	62-57	2-23-91	H	W	81-74	2-18-84	A	W	65-59						
1-14-06	H	L	64-74	2-28-53	A	L	86-99	2-14-81	A	W	68-58	3-10-91	N	W	67-66	2-16-85	A	L	84-87						
2-3-07	A	L	46-82	1-11-54	H	L	62-64	1-9-82	H	W	62-57	1-25-92	H	W	65-53	2-23-85	H	W	88-85						
1-30-08	H	L	67-77	2-22-54	A	W	83-66	2-6-82	A	L	54-72	2-22-92	A	W	69-64	1-8-86	A	W	67-64						
1-27-09	A	L	46-68	12-16-54	H	W	95-64	2-2-83	H	L	57-72	1-16-93	A	W	65-62	2-5-86	H	W	84-79						
2-4-10	H	L	68-75	2-12-55	A	W	95-78	3-2-83	A	L	60-62	2-13-93	H	W	65-50	12-13-86	A	L	73-86						
2-9-11	A	L	70-80	2-3-56	A	L	78-83	3-8-83	A	L	60-74	1-8-94	H	W	80-67	2-28-87	H	W	88-64						
2-8-12	H	L	58-62	2-25-56	H	W	83-77	1-25-84	A	L	47-65	2-5-94	A	L	73-84	1-30-88	A	L	78-81						
2-2-13	A	L	62-77	2-2-57	A	W	68-67	2-22-84	H	L	71-73	1-4-95	A	W	65-62	2-27-88	H	W	96-82						
2-8-14	H	W	70-53	2-22-57	H	L	68-77	1-16-85	H	L	66-73	3-4-95	H	L	85-93	3-11-88	N	W	95-88						
1-14-15	A	L	59-65	1-18-58	A	L	66-86	2-13-85	A	L	61-71	3-7-95	N	W	69-61	1-11-89	A	W	71-63						
1-26-16	H	L	58-73	2-15-58	H	L	75-89	1-18-86	H	L	74-77	1-3-96	H	W	91-87(20T)	2-8-89	H	W	75-63						
2-13-16	H	W	75-70	12-12-58	H	L	57-66	2-15-86	A	L	69-81	3-2-96	A	W	95-85	1-17-90	H	W	96-85						
1-31-17	H	L	64-70	1-10-59	A	L	64-67	1-3-87	A	L	59-60	3-9-96	N	W	77-63	2-14-90	A	W	63-53						
2-6-18	A	W	71-67	12-17-59	A	L	69-84	1-31-87	H	W	81-67	1-13-97	H	W	73-70	1-9-91	A	W	65-55						
MIAMI -- 26-49				1-23-60	H	L	68-83	2-3-88	H	W	109-92	2-8-97	A	W	83-63	2-6-91	H	W	76-59						
(14-18 Home, 7-27 Away, 5-4 Neutral)				1-13-61	H	L	70-77	3-2-88	A	W	102-101	12-20-97	A	W	57-56	1-8-92	H	W	68-64						
1-3-76	A	L	69-83	2-25-61	A	L	67-96	3-12-88	N	W	94-80	2-25-98	H	W	87-86	3-7-92	A	L	66-80						
3-6-76	H	L	66-75	1-6-62	H	L	52-78	1-18-89	A	L	80-86	2-28-98	H	W	98-79	1-30-93	A	L	74-75						
2-7-77	A	L	58-86	2-17-62	A	L	62-81	2-15-89	H	L	68-81	1-30-99	H	L	55-63	2-27-93	H	W	89-71						
2-7-77	A	L	58-86	1-28-76	H	W	83-70	1-20-90	A	L	52-70	1-22-00	A	W	71-68	3-11-93	N	L	57-65						
2-25-78	H	W	76-69	3-7-76	A	L	79-87	2-17-90	H	W	79-63	2-12-00	H	L	59-67	1-22-94	H	W	72-58						
3-6-78	A	L	67-84	1-19-77	H	L	78-84	1-12-91	H	W	78-68	1-10-01	H	L	55-74	2-19-94	A	L	78-97						
2-3-79	H	W	80-73	2-23-77	A	W	75-70(OT)	2-9-91	A	L	58-60	2-21-01	A	L	63-76	1-11-95	A	W	80-72						
1-5-80	H	L	67-68	1-7-78	H	L	77-78	1-11-92	A	L	67-85	3-5-01	N	L	43-67	2-8-95	H	W	67-57						
2-9-80	A	L	67-69	2-11-78	A	L	59-61	2-8-92	H	L	58-73	1-9-02	H	L	60-85	1-10-96	H	W	88-65						
1-10-81	H	W	68-64	1-6-79	H	W	73-71	2-3-93	H	L	74-81	3-2-02	A	L	68-72	2-7-96	A	W	89-63						
2-7-81	A	L	63-69	2-10-79	A	L	73-88	3-3-93	A	L	62-71	3-4-02	A	L	53-89	1-22-97	A	L	73-76						
2-3-82	H	W	74-68	2-2-80	H	L	57-78	1-26-94	A	L	83-94	2-8-03	H	W	76-72	2-19-97	H	L	77-82						
1-26-83	H	L	67-71	1-28-81	H	W	62-52	2-23-94	H	L	82-92	2-22-03	A	W	76-73	1-21-98	A	L	85-98						
2-23-83	A	W	55-53	2-25-81	A	L	57-74	2-1-95	H	W	85-79	1-19-04	H	L	68-85	2-21-98	H	L	82-102						
1-4-84	H	L	48-50	1-27-82	H	W	62-55	3-1-95	A	L	60-75	2-14-04	A	W	84-79	1-27-99	A	L	64-75						
3-3-84	A	L	45-60	2-24-82	A	L	62-72	3-10-95	N	W	78-72	1-2-05	H	W	75-70	2-20-99	H	W	70-60						
1-12-85	A	L	48-58	1-19-83	H	W	80-79	1-31-96	A	L	73-82	3-5-05	A	L	70-78(20T)	2-2-00	A	W	68-43						
2-9-85	H	L	64-65	1-26-83	H	L	67-71	2-28-96	H	W	81-77(20T)	1-26-06	A	L	58-88	2-21-00	H	W	93-71						
1-4-86	H	L	52-63	2-16-83	A	W	56-53(OT)	2-3-97	A	L	70-71	2-22-06	H	L	59-70	2-7-01	H	W	84-73						
2-1-86	A	L	62-102	1-11-84	A	W	66-51	2-12-97	H	L	62-71	1-16-07	H	L	56-66	3-3-01	A	L	49-60						
1-28-87	A	L	79-81	2-8-84	H	L	53-60	1-3-98	H	W	85-64	2-13-07	A	L	56-68	2-6-02	A	L	94-101(20T)						

GAME 1 • Nov. 6, 2018 • Convocation Center • Ypsilanti, Mich.

	Rochester	67
	Eastern Michigan	77

YPSILANTI, Mich. (EMUEagles.com) – The Eastern Michigan University men's basketball team came out slow to start its 2018-19 opener, but recovered in the end to turn aside Rochester College, 77-67, Tuesday, Nov. 6 in the Convocation Center.

EMU (1-0) struggled to separate from Rochester (4-2) out of the gate, and even trailed with 5:31 to go. Fortunately for the Green and White, the Eagles outscored the Warriors 11-4 over the final five minutes to secure the victory.

Redshirt senior **Paul Jackson** led the way for Eastern with a career-high 27 points, as well as a game-high seven assists. Making a crucial contribution in his first game as an Eagle was redshirt junior **Boubacar Toure**, who put up a career-best 15 points and registered the first double-double of his career with 15 boards.

Joining Jackson and Toure in double-figure scoring was another newcomer in junior **Damari Parris**, who had a career-best 15 points and career-high six rebounds in his debut. Senior **James Thompson IV** finished the game with 12 points and six rebounds.

The Eagles held the advantage in overall shooting percentage (53.4 to 38.5), but the Warriors held their own in the game because of their three-point shooting, knocking down 11 triples compared to four for the Green and White.

EMU held a significant rebound advantage, 46 to 26, and committed 20 turnovers while forcing RC into just 15. The Eagles, who led the Mid-American Conference in both steals and blocks a season ago, finished with nine steals and seven blocks.


RC (3-1)	FG-A	3P-A	FT-A	REB	TP	MIN
BLACKWELL*	8-15	4-6	1-1	9	21	32
AGBA*	4-7	0-0	0-0	5	8	25
GRACEY*	2-8	2-6	0-0	3	6	27
NAFSO*	2-6	2-6	0-0	2	6	31
CARTWRIGHT*	3-10	0-6	1-1	0	7	34
GALLINARI	2-8	1-4	2-2	1	7	15
ELING	0-1	0-0	0-0	1	0	3
COLE	2-5	1-1	2-3	4	7	22
HOLLY	1-1	1-1	0-0	0	3	2
WILSON	1-4	0-3	0-0	1	2	9
TOTAL	25-65	11-33	6-7	26	67	200

EMU (1-0)	FG-A	3P-A	FT-A	REB	TP	MIN
THOMPSON IV*	4-7	1-2	3-5	6	12	27
TOURE*	6-8	0-0	3-5	15	15	31
JACKSON*	11-19	0-3	5-7	3	27	39
PARRIS*	6-17	3-6	0-0	6	15	40
GROCE*	3-5	0-2	0-0	8	6	30
STEPHENS	0-1	0-1	0-0	2	0	8
JONES	0-0	0-0	0-0	0	0	3
SILVER	0-0	0-0	0-0	0	0	1
RAFUS JR.	0-0	0-0	0-0	0	0	2
KING	0-0	0-0	0-0	2	0	6
GREEN	1-1	0-0	0-0	2	2	13
TOTAL	31-58	4-14	11-17	46	77	200

Rochester 39 28 — 67
Eastern Mich. 42 35 — 77

Turnovers: RC 15, EMU 20
Blocked Shots: RC 2, EMU 7
Steals: RC 10, EMU 9
Field Goal Pct.: RC .385, EMU .534
3PT Field Goal Pct.: RC .333, EMU .286
Free Throw Pct.: RC .857, EMU .647

GAME 2 • Nov. 9, 2018 • Convocation Center • Ypsilanti, Mich.

	Drexel	62
	Eastern Michigan	66

YPSILANTI, Mich. (EMUEagles.com) – Eastern Michigan University men's basketball battled through Drexel University's three-point attack to win, 66-62, kicking off Education Day at the Convocation Center, Nov. 9.

EMU (2-0) started out strong, but Drexel (0-1) kept the contest close with its three-point scoring, making 13 long-range attempts on the day, and outshooting Eastern 38.2 to 26.3 percent. The Eagles made up for the disparity from downtown by outscoring the Dragons 32 to 14 in the paint.

Drexel scored five quick points to tie the game with only 1:06 remaining. Redshirt junior **Boubacar Toure** turned the tide back in the Green and White's favor, snagging a rebound and dropping in clutch free-throws to shut down the Dragons.

The Eagles out-rebounded the Dragons 37 to 33, led by senior **James Thompson IV** and Toure, who both recorded 11 boards. Toure notched his second consecutive double-double to start the season, pairing his rebound total with 13 points.

Redshirt senior **Paul Jackson** led Eastern in scoring for the second-straight game with 20 points, including a nine-point run in the beginning of the second-half. He also contributed six assists and four rebounds to the Eagles' win. Redshirt sophomore **Ty Groce** ran away with three steals, which led the Eagles, and added seven points and six rebounds. Sophomore **Kevin McAdoo**, playing in his first game this season for EMU, provided the team with 10 points and two steals.

Eastern forced Drexel into 12 turnovers while also swatting five shots and swiping five steals. EMU held the overall advantage in shooting percentage (45.6 to 36.8), while the Dragons led the day in three-point (38.2 to 26.3) and free throw percentage (70 to 60).


DREXEL (0-1)	FG-A	3P-A	FT-A	REB	TP	MIN
DEMIR*	5-11	0-2	2-4	8	12	37
BUTLER*	2-7	0-0	1-2	9	5	29
LEE*	4-8	4-7	1-2	4	13	35
HARPER*	0-4	0-1	0-0	2	0	12
JOHN*	6-17	6-17	1-1	1	19	35
DOLES	0-0	0-0	0-0	0	0	4
WALTON	1-4	1-4	2-2	2	5	18
WYNTER	2-4	2-3	0-0	4	6	20
PERRY JR.	0-0	0-0	0-0	0	0	6
KARARINAS	1-2	0-0	0-0	1	0	4
TOTAL	21-57	13-34	7-10	33	62	200

EMU (2-0)	FG-A	3P-A	FT-A	REB	TP	MIN
THOMPSON IV*	3-6	0-1	0-1	11	6	27
TOURE*	4-6	0-0	6-9	11	14	21
JACKSON*	9-18	1-4	1-2	4	20	36
PARRIS*	2-5	1-2	0-0	2	3	15
GROCE*	3-5	0-1	1-1	6	7	21
STEPHENS	1-2	1-2	0-0	2	3	15
MINNIE	0-5	0-4	1-2	2	1	17
MCADOO	4-10	2-5	0-0	0	10	21
KING	0-0	0-0	0-0	0	0	4
GREEN	0-0	0-0	0-0	0	0	3
TOTAL	26-57	5-19	9-15	37	66	200

Drexel 28 34 — 62
Eastern Mich. 30 36 — 66

Turnovers: DU 12, EMU 9
Blocked Shots: DU 2, EMU 5
Steals: DU 2, EMU 5
Field Goal Pct.: DU .368, EMU .456
3PT Field Goal Pct.: DU .382, EMU .263
Free Throw Pct.: DU .700, EMU .600

GAME 3 • Nov. 11, 2018 • Convocation Center • Ypsilanti, Mich.

	Goshen	74
	Eastern Michigan	97

YPSILANTI, Mich. (EMUEagles.com) – The Eastern Michigan University men's basketball team ran away with a 97-74 victory over Goshen College Sunday, Nov. 11 inside the Convocation Center to wrap its three-game homestand to start the 2018-19 season.

The Eagles (3-0) used a balanced scoring attack to turn the Maple Leafs (1-4) aside, as the Green and White saw 14 of its 15 players reach the scoring column for the game. Redshirt senior **Elijah Minnie** led Eastern with 17 points, while redshirt junior **Boubacar Toure** and sophomores **Malik Ellison**, and **Kevin McAdoo** each scored 10.

After building a 21-point halftime lead, the Eagles cruised past the Maple Leafs behind a dominant performance around the basket. EMU outscored GC 60-26 in the paint, while also holding the rebounding advantage 45-35.

Senior **James Thompson IV** grabbed nine boards in just 18 minutes to lead Eastern's efforts on the glass. Toure added seven of his own, while Minnie and senior **Isaiah Green** each chipped in five apiece.

The game saw multiple players make their debuts for EMU, as sophomore **Jalen King**, redshirt freshman **Derek Ballard Jr.**, and freshman **Andre Rafus Jr.** all cracked the scoring column for the first time in their young careers.

Overall, Eastern shot 56.7 percent (38-of-67) from the floor for the game while holding Goshen to a 38.2 clip on 29-of-76 shooting. The Green and White had 21 assists, 10 steals, five blocks, and turned the Maple Leafs over 15 times.

GOSHEN (1-3)	FG-A	3P-A	FT-A	REB	TP	MIN
BARRIE*	4-5	0-0	0-0	4	8	15
NOEL*	1-4	0-0	0-0	4	2	18
STUCKEY*	4-10	3-8	1-3	1	12	24
GINGERICH*	0-1	0-0	0-0	0	0	9
BRANAGAN*	6-18	3-8	0-0	8	15	30
MCCULLOUGH	1-3	1-3	2-2	3	5	16
WATKINS	2-5	0-3	0-0	0	4	20
BLACKWELL	4-13	2-8	0-0	2	10	19
MANSBARGER	4-11	3-10	0-0	4	11	17
COTTON	0-2	0-1	0-0	0	0	14
CAMP	3-4	0-0	1-1	6	7	18
TOTAL	29-76	12-41	4-6	35	74	200

EMU (3-0)	FG-A	3P-A	FT-A	REB	TP	MIN
THOMPSON IV*	3-3	0-0	0-0	9	6	18
TOURE*	4-7	0-0	2-2	7	10	16
JACKSON*	2-7	2-4	3-4	2	9	20
MINNIE*	7-14	1-6	2-2	5	17	18
PARRIS*	1-5	0-2	4-4	2	6	20
STEPHENS	2-2	0-0	0-1	2	4	11
ELLISON	4-6	2-2	0-0	0	10	12
JONES	3-4	0-0	0-0	3	6	11
MCADOO	4-5	2-3	0-1	0	10	7
SILVER	2-4	1-2	0-1	0	5	11
RAFUS JR.	2-2	0-0	0-0	1	4	8
KING	1-1	0-0	0-0	2	2	14
GROCE	0-2	0-0	0-0	1	0	10
GREEN	3-4	0-0	0-0	5	6	12
BALLARD JR.	0-1	0-1	2-2	3	2	12
TOTAL	38-67	8-20	13-17	45	97	200

Goshen 33 41 — 74
Eastern Mich. 54 43 — 97

Turnovers: GC 15, EMU 15
Blocked Shots: GC 1, EMU 5
Steals: GC 9, EMU 10
Field Goal Pct.: GC .382, EMU .571
3PT Field Goal Pct.: GC .293, EMU .400
Free Throw Pct.: GC .667, EMU .765

GAME 4 • Nov. 13, 2018 • Cameron Indoor • Durham, N.C.

	Eastern Michigan	46
	No. 1 Duke	84

DURHAM, N.C. (EMUEagles.com) – A hot-start by No. 1 ranked Duke University was too much for the Eastern Michigan University men's basketball team to overcome in a 84-46 setback Wednesday, Nov. 14, in non-conference action inside Cameron Indoor Stadium. The Blue Devils efficient offense built a 48-13 halftime advantage thanks to 14 first half turnovers, as they picked up their 141st consecutive home non-conference victory.

Eastern Michigan (3-1) had the opening bucket of the contest and held the lead for 18 seconds, the longest by any opponent this season against Duke (3-0). Duke, which entered the contest averaging 106 points per game, answered quickly with 21 points off turnovers in the opening 20 minutes.

Junior **Damari Parris** and sophomore **Kevin McAdoo** each scored nine points to lead EMU on the night. Senior **James Thompson IV** chipped in six points and seven rebounds, as EMU finished the night shooting 30.9 percent (21-of-68).

Duke place four players in double figured led by 21 points from Zion Williamson and 20 from RJ Barrett. The nation's top-ranked club was 46.8 percent (36-of-77) from the floor with 60 of their points coming in the lane.

The meeting was just the third on the hardwood for the two programs. EMU won the first matchup in the opening round of the 1996 NCAA Tournament, with No. 9 seed EMU prevailing by a final score of 75-60. The Blue Devils won the only other tilt, 82-59, Dec. 28, 2013.

The Blue Devils built a quick edge to open the contest. Aided by seven EMU turnovers over the first eight minutes, Duke built the advantage thanks to 13 points off EMU miscues. A dunk by **Boubacar Toure** and then a layup by **Ty Groce** pulled the Eagles back within 14, 21-7, with 11:56 to go in the half.

Scoring picked up quickly for Eastern in the second half with buckets by Thompson as well as scores from **Paul Jackson** and Parris. After just six makes in the opening 20 minutes, EMU had seven field goals in the first eight minutes of the second half.

EMU lost the second half scoring margin by just three, 36-33, thanks largely to only flipping the ball over six times in the frame.

Eastern Michigan returns home Saturday, Nov. 17, to take of Boston University at the Convocation Center. The contest is the second leg of a doubleheader with the women's team hosting Illinois State University at noon with the men's game to follow approximately 30 minutes later.


EMU (3-1)	FG-A	3P-A	FT-A	REB	TP	MIN
THOMPSON IV*	3-10	0-2	0-0	7	6	27
TOURE*	2-4	0-0	0-0	3	4	25
JACKSON*	3-14	0-2	0-0	2	6	29
PARRIS*	3-10	2-6	1-2	3	9	20
MINNIE*	1-7	0-4	0-0	5	2	29
GROCE	2-3	0-0	0-0	3	4	11
STEPHENS	0-0	0-0	0-0	0	0	2
JONES	0-0	0-0	0-0	1	0	5
SILVER	0-1	0-1	0-0	0	0	4
RAFUS JR.	0-2	0-2	0-0	1	0	4
KING	2-2	0-0	0-0	4	4	10
GREEN	1-2	0-0	0-0	2	2	10
ELLISON	0-3	0-1	0-0	1	0	14
MCADOO	4-8	1-1	0-1	2	9	15
BALLARD JR.	0-2	0-0	0-0	1	0	1
PETERSON	0-0	0-0	0-0	0	0	1
TOTAL	21-68	3-9	1-3	37	46	200

DUKE (3-0)	FG-A	3P-A	FT-A	REB	TP	MIN
WILLIAMSON*	10-12	0-1	1-3	9	21	21
REDDISH*	1-5	1-4	0-0	3	3	12
BARRETT*	8-21	0-4	4-7	4	20	26
BOLDEN*	4-5	0-0	0-1	4	8	22
JONES*	1-7	0-2	0-0	4	23	29
O'CONNELL	3-6	2-4	0-0	3	8	22
DELAURIER	4-5	0-0	2-3	6	10	15
ROBINSON	0-2	0-2	0-0	2	0	8
GOLDWIRE	0-2	0-1	0-0	4	0	20
WHITE	4-7	2-5	0-0	6	10	22
VRANKOVIC	1-1	0-0	0-2	3	2	10
BUCKMIRE	0-2	0-0	0-0	3	0	4
BESSER	0-2	0-1	0-0	1	0	4
TOTAL	36-77	5-24	7-16	56	84	200

Eastern Mich. 13 33 — 46
No. 1 Duke 48 36 — 84

Turnovers: EMU 20, DUKE 11
Blocked Shots: EMU 5, DUKE 11
Steals: EMU 10, DUKE 14
Field Goal Pct.: EMU .309, DUKE .468
3PT Field Goal Pct.: EMU .167, DUKE .208
Free Throw Pct.: EMU .333, DUKE .438

GAME 5 - Nov. 17, 2018 - Convocation Center - Ypsilanti, Mich.

	Boston	62
	Eastern Michigan	80

YPSILANTI, Mich. (EMUEagles.com) – The Eastern Michigan men's basketball team secured an 80-62 win over Boston University after a late second-half run inside the Convocation Center, Saturday, Nov. 17. Eastern was red hot from the field, finishing the game with a 52.5-percent clip. Additionally, the Eagles' 91.7 percent from the charity stripe serves as the second-best free throw percentage recorded by EMU inside the Convocation Center.

The Eagles' offense was led by redshirt senior **Elijah Minnie**, who finished with 28 points on the night off of 10-for-17 shooting from the field, which included five-for-nine from beyond the arc. Also propelling EMU to its fourth victory of the season was senior **James Thompson IV**, who put up his first double-double of the 2018-19 season with 14 points and 14 boards. Redshirt senior **Paul Jackson** also contributed with 15 points, making it the third game of the season he has recorded double-digit points.

The Eagles and Terriers went back and forth throughout the duration of the first half, with the lead changing a total of nine times before the break. The close battle continued throughout much of the second half before the Eagles put on a 16-point run in three and a half minutes of play, putting the Green and White ahead, 71-51.

From there, the Eagles never looked back, pouring in nine more points to close the lid on their fifth game of the regular season.

BU (3-2)	FG-A	3P-A	FT-A	REB	TP	MIN
SCANLON*	3-7	0-2	0-1	7	6	32
MAHONEY*	8-12	0-0	2-5	4	18	26
MATHON*	0-1	0-0	0-0	0	0	15
PASCOE*	0-2	0-2	0-1	1	0	15
MCCOY*	6-9	4-5	1-2	3	17	30
GUEST	1-3	0-1	1-1	0	3	13
VILARINO	0-3	0-1	0-0	3	0	16
PETCASH	2-4	2-4	0-0	1	6	16
HARPER	1-2	0-0	0-0	0	2	4
CHAMBERS	0-2	0-2	0-0	0	0	2
HEMPHILL	3-5	0-0	3-6	1	9	19
TYNEN	0-1	0-0	1-2	2	1	12
TOTAL	24-51	6-17	8-18	26	62	200

EMU (4-1)	FG-A	3P-A	FT-A	REB	TP	MIN
THOMPSON IV*	6-10	0-0	2-2	14	14	35
MINNIE*	10-17	5-9	3-3	4	28	36
TOURE*	4-6	0-0	0-0	7	8	27
JACKSON*	5-12	1-3	4-4	2	15	33
PARRIS*	0-1	0-0	0-0	2	0	9
PETERSON	0-0	0-0	0-0	0	0	1
STEPHENS	1-1	0-0	1-1	0	3	3
ELLISON	0-2	0-1	0-0	1	0	14
JONES	1-2	0-0	0-0	0	2	4
MCADOO	4-6	1-2	0-0	0	9	21
SILVER	0-1	0-0	0-0	0	0	1
KING	0-0	0-0	0-0	2	0	4
GROCE	0-0	0-0	0-0	1	0	10
GREEN	0-0	0-0	0-0	0	0	1
BALLARD JR	0-1	0-1	1-2	1	1	1
TOTAL	31-59	7-16	11-12	35	80	200

Boston 26 36 — 62
Eastern Mich. 32 48 — 80

Turnovers: EMU 13, BU 15
Blocked Shots: EMU 7, BU 1
Steals: EMU 9, BU 8
Field Goal Pct.: EMU .525, BU .471
3PT Field Goal Pct.: EMU .438, BU .353
Free Throw Pct.: EMU .917, BU .444

GAME 6 - Nov. 19, 2018 - Rutgers Athletic Center - Piscataway, N.J.

	Eastern Michigan	-
	Rutgers	-

2018-19 EMU SEASON/CAREER STATS

SEASON STATISTICS

CAREER STATISTICS

SUMMARY	gp-gs	min/g	fg%	3fg%	ft%	r/g	a/g	stl	blk	pts/g	gp-gs	min/g	fg%	3fg%	ft%	r/g	a/g	stl	blk	pts/g
JACKSON, Paul	5-5	31.4	.429	.250	.765	2.6	4.8	3	0	15.4	40-40	34.5	.414	.290	.731	2.2	4.7	51	2	15.0
MINNIE, Elijah	4-3	25.0	.419	.261	.857	4.0	1.0	7	3	12.0	39-37	30.7	.450	.331	.843	5.9	1.1	70	69	16.3
TOURE, Boubacar	5-5	26.8	.645	.000	.688	8.6	0.2	3	10	10.2	5-5	26.8	.645	.000	.688	8.6	0.2	3	10	10.2
MCADOO, Kevin	4-0	16.0	.552	.545	.000	0.5	1.0	4	0	9.5	32-2	12.0	.481	.412	.714	0.6	0.6	8	3	5.2
THOMPSON IV, James	5-5	26.8	.528	.200	.625	9.4	0.8	5	7	8.8	105-105	32.1	.626	.286	.667	11.0	0.6	81	150	14.4
PARRIS, Damari	5-5	21.6	.316	.375	.833	2.6	0.8	5	0	7.0	5-5	21.6	.316	.375	.833	2.6	0.8	5	0	7.0
GROCE, Ty	5-2	16.2	.533	.000	1.000	3.8	1.2	7	2	3.4	39-9	15.1	.406	.294	.625	2.7	0.7	29	19	3.8
ELLISON, Malik	3-0	13.0	.364	.500	.000	0.7	2.3	2	0	3.3	35-13	13.1	.292	.273	.550	0.7	1.5	20	0	2.1
GREEN, Isaiah	5-0	7.6	.714	.000	.000	1.8	0.2	2	2	2.0	22-0	5.9	.545	.000	.667	1.3	0.1	7	7	1.2
STEPHENS, Daivon	5-0	7.8	.667	.333	.500	1.2	0.4	0	1	2.0	5-0	7.8	.667	.333	.500	1.2	0.4	0	1	2.0
JONES, Bud	4-0	5.8	.667	.000	.000	1.0	0.0	0	0	2.0	28-0	4.1	.667	.000	.375	1.0	0.0	0	4	1.1
RAFUS JR, Andre	3-0	4.3	.500	.000	.000	0.7	0.0	1	1	1.3	3-0	4.3	.500	.000	.000	0.7	0.0	1	1	1.3
SILVER, Tariq	4-0	4.0	.333	.500	.000	0.0	0.0	1	0	1.3	4-0	4.0	.333	.500	.000	0.0	0.0	1	0	1.3
KING, Jalen	5-0	7.6	1.000	.000	.000	2.0	0.8	3	2	1.2	25-0	5.1	.500	.000	.000	1.0	0.2	7	11	0.2
BALLARD JR, Derek	3-0	4.7	.000	.000	.750	1.7	0.0	0	1	1.0	3-0	4.7	.000	.000	.750	1.7	0.0	0	1	1.0
PETERSON, Jorden	2-0	1.0	.000	.000	.000	0.0	0.0	0	0	0.0	2-0	1.0	.000	.000	.000	0.0	0.0	0	0	0.0

SCORING	fg-fga	fg%	3fg-fga	3fg%	ft-fa	ft%	pts	pts/g	fg-fga	fg%	3fg-fga	3fg%	ft-fa	ft%	pts	pts/g
JACKSON, Paul	30-70	.429	4-16	.250	13-17	.765	77	15.4	223-539	.414	36-124	.290	117-160	.731	599	15.0
MINNIE, Elijah	18-43	.419	6-23	.261	6-7	.857	48	12.0	228-507	.450	84-254	.331	97-115	.843	637	16.3
TOURE, Boubacar	20-31	.645	0-0	.000	11-16	.688	51	10.2	20-31	.645	0-0	.000	11-16	.688	51	10.2
MCADOO, Kevin	16-29	.552	6-11	.545	0-2	.000	38	9.5	62-129	.481	28-68	.412	15-21	.714	167	5.2
THOMPSON IV, James	19-36	.528	1-5	.200	5-8	.625	44	8.8	580-927	.626	2-7	.286	353-529	.667	1515	14.4
PARRIS, Damari	12-38	.316	6-16	.375	5-6	.833	35	7.0	12-38	.316	6-16	.375	5-6	.833	35	7.0
GROCE, Ty	8-15	.533	0-3	.000	1-1	1.000	17	3.4	54-133	.406	15-51	.294	25-40	.625	148	3.8
ELLISON, Malik	4-11	.364	2-4	.500	0-0	.000	10	3.3	26-89	.292	12-44	.273	11-20	.550	75	2.1
GREEN, Isaiah	5-7	.714	0-0	.000	0-0	.000	10	2.0	12-22	.545	0-1	.000	2-3	.667	26	1.2
STEPHENS, Daivon	4-6	.667	1-3	.333	1-2	.500	10	2.0	4-6	.667	1-3	.333	1-2	.500	10	2.0
JONES, Bud	4-6	.667	0-0	.000	0-0	.000	8	2.0	14-21	.667	0-0	.000	3-8	.375	31	1.1
RAFUS JR, Andre	2-4	.500	0-2	.000	0-0	.000	4	1.3	2-4	.500	0-2	.000	0-0	.000	4	1.3
SILVER, Tariq	2-6	.333	1-2	.500	0-1	.000	5	1.3	2-6	.333	1-2	.500	0-1	.000	5	1.3
KING, Jalen	3-3	1.000	0-0	.000	0-0	.000	6	1.2	3-6	.500	0-0	.000	0-4	.000	6	0.2
BALLARD JR, Derek	0-4	.000	0-2	.000	3-4	.750	3	1.0	0-4	.000	0-2	.000	3-4	.750	3	1.0
PETERSON, Jorden	0-0	.000	0-0	.000	0-0	.000	0	0.0	0-0	.000	0-0	.000	0-0	.000	0	0.0

TOTALS	o-reb	d-reb	t-reb	pf	fo	ast	to	a/to	o-reb	d-reb	t-reb	pf	fo	ast	to	a/to
JACKSON, Paul	2	11	13	11	0	24	16	1.5	14	73	87	94	2	186	115	1.6
MINNIE, Elijah	5	11	16	9	0	4	7	0.6	54	176	230	77	0	43	88	0.5
TOURE, Boubacar	13	30	43	8	0	1	10	0.1	13	30	43	8	0	1	10	0.1
MCADOO, Kevin	0	2	2	4	0	4	1	4.0	4	16	20	18	0	20	20	1.0
THOMPSON IV, James	15	32	47	9	0	4	4	1.0	460	690	1150	342	23	67	182	0.4
PARRIS, Damari	5	8	13	6	0	4	10	0.4	5	8	13	6	0	4	10	0.4
GROCE, Ty	5	14	19	4	0	6	8	0.8	27	80	107	70	1	28	42	0.7
ELLISON, Malik	0	2	2	4	0	7	3	2.3	7	18	25	22	0	51	33	1.5
GREEN, Isaiah	3	6	9	1	0	1	1	1.0	6	23	29	8	0	2	3	0.7
STEPHENS, Daivon	0	6	6	1	0	2	4	0.5	0	6	6	1	0	2	4	0.5
JONES, Bud	2	2	4	3	0	0	1	0.0	13	15	28	25	0	1	8	0.1
RAFUS JR, Andre	0	2	2	0	0	0	2	0.0	0	2	2	0	0	0	2	0.0
SILVER, Tariq	0	0	0	1	0	0	5	0.0	0	0	0	1	0	0	5	0.0
KING, Jalen	3	7	10	8	0	4	2	2.0	7	18	25	31	1	4	9	0.4
BALLARD JR, Derek	3	2	5	1	0	0	0	0.0	3	2	5	1	0	0	0	0.0
PETERSON, Jorden	0	0	0	0	0	0	0	0.0	0	0	0	0	0	0	0	0.0

NCAA RANKINGS - Team

Statistic	National Rank	Conference Rank	Value	National Leader	Value	Conference Leader	Value
3-pt Field Goal Attempts (351 ranked)	220	8	67	Savannah St.	247	Buffalo	99
Assist Turnover Ratio (351 ranked)	307	12	0.73	Wisconsin	2.58	Kent St.	1.55
Assists Per Game (351 ranked)	270	10	11.8	Southern Miss. Minnesota	24.0 24.0	Buffalo	17.0
Blocked Shots Per Game (348 ranked)	46	2	5.5	Howard	8.3	Buffalo	6.0
Defensive Rebounds per Game (351 ranked)	115	6	28.25	Arizona St.	37.00	Bowling Green	32.50
Fewest Fouls (351 ranked)	92	4	50	Murray St.	20	Kent St.	36
Fewest Turnovers (351 ranked)	325	11	64	Canisius Sacramento St. Wisconsin	12 12 12	Kent St.	22
Field-Goal Percentage (351 ranked)	131	6	47.0	Ga. Southern	59.8	Miami (OH)	51.1
Field-Goal Percentage Defense (351 ranked)	135	5	40.7	Nebraska	26.8	Akron	36.9
Free Throw Attempts (350 ranked)	263	9	52	Iowa	153	Central Mich.	113
Free Throws Made (351 ranked)	268	9	34	Iowa	120	Central Mich.	68
Free-Throw Percentage (351 ranked)	233	9	65.4	Western Ill.	87.0	Toledo	80.5
Offensive Rebounds Per Game (351 ranked)	78	5	13.00	ETSU	21.67	Buffalo	17.67
Personal Fouls Per Game (351 ranked)	9	2	12.5	Liberty	7.0	Kent St.	12.0
Rebound Margin (351 ranked)	135	7	4.3	NC State	24.0	Bowling Green	13.8
Scoring Defense (351 ranked)	200	9	71.8	Liberty	26.7	Kent St.	49.3
Scoring Margin (351 ranked)	243	10	-0.3	NC State	49.0	Akron	30.0
Scoring Offense (351 ranked)	252	10	71.5	The Citadel	108.5	Northern Ill.	89.0
Steals Per Game (351 ranked)	75	2	8.5	Southern Utah	16.0	Central Mich.	9.5
Three Pt FG Defense (351 ranked)	148	5	31.3	Nebraska	12.5	Central Mich.	21.9
Three-Point Field Goals Per Game (349 ranked)	321	11	5.0	Northern Colo.	18.0	Toledo	10.0
Three-Point Field-Goal Percentage (351 ranked)	267	9	29.9	Florida A&M	53.2	Kent St.	41.5
Total 3-point FGM (351 ranked)	234	8	20	Savannah St.	73	Ball St. Toledo Central Mich.	30 30 30
Total Assists (351 ranked)	148	6	47	Purdue Fort Wayne	91	Buffalo Central Mich.	51 51
Total Blocks (351 ranked)	13	1	22	Howard	33	Eastern Mich.	22
Total Rebounds (351 ranked)	31	3	165	Savannah St.	235	Bowling Green	179
Total Rebounds Per Game (351 ranked)	83	7	41.25	Arizona St.	54.67	Bowling Green	44.75
Total Steals (351 ranked)	34	2	34	FIU	52	Central Mich.	38
Turnover Margin (346 ranked)	286	9	-2.8	Southern Utah	14.0	Buffalo	7.7
Turnovers Forced (351 ranked)	224	8	13.25	Southern Utah	24.00	Buffalo	19.33
Turnovers Per Game (351 ranked)	283	10	16.0	Virginia	5.7	Kent St.	7.3
Won-Lost Percentage (310 ranked)	91	4	75.0	90 teams tied	100.0	Akron Buffalo Kent St.	100.0 100.0 100.0

NCAA RANKINGS - Individual

Statistic	Player	National Rank	Conference Rank	Value	National Leader	Value	Conference Leader	Value
3-pt Field Goal Attempts (246 ranked)					Jordan Lyons, Furman	65	Dylan Frye, Bowling Green Jeremy Harris, Buffalo CJ Massinburg, Buffalo	26 26 26
Assist Turnover Ratio (228 ranked)					Frankie Ferrari, San Francisco	20.00	Loren Cristian Jackson, Akron	5.00
Assists Per Game (239 ranked)	Paul Jackson	103	4	4.8	Marcus Graves, Sacramento St.	11.0	Marreon Jackson, Toledo	6.7
Blocked Shots Per Game (191 ranked)	James Thompson IV Boubacar Toure	68 117	3 4	2.00 1.75	Dominic Robb, Niagara	5.00	Trey Moses, Ball St.	2.75
Defensive Rebounds per Game (250 ranked)	Boubacar Toure James Thompson IV	134 203	7 9	6.00 5.50	Yoeli Childs, BYU	11.50	Seth Dugan, Western Mich.	8.67
Double Doubles (57 ranked)	Boubacar Toure	57	5	1	Yoeli Childs, BYU Demajeo Wiggins, Bowling Green	4 4	Demajeo Wiggins, Bowling Green	4
Field-Goal Percentage (250 ranked)					Cameron Krutwig, Loyola Chicago	92.0	Dalonte Brown, Miami (OH) Lacey James, Northern Ill.	64.7 64.7
Free Throw Attempts (225 ranked)					Chris Clemons, Campbell	50	Demajeo Wiggins, Bowling Green	40
Free Throws Made (223 ranked)					Chris Clemons, Campbell	41	Demajeo Wiggins, Bowling Green	30
Free-Throw Percentage (246 ranked)					47 players tied	100.0	Dontay Caruthers, Buffalo	100.0
Minutes Per Game (250 ranked)					Malik Johnson, Canisius	40:00	Seth Dugan, Western Mich.	35:00
Offensive Rebounds Per Game (221 ranked)	James Thompson IV	165	10	2.75	Ebuka Izundu, Miami (FL)	7.50	CJ Massinburg, Buffalo	5.00
Points Per Game (239 ranked)					Martaveous Mcknight, Ark.-Pine Bluff	35.0	Nike Sibande, Miami (OH)	21.3
Rebounds Per Game (246 ranked)	James Thompson IV Boubacar Toure	136 136	8 8	8.3 8.3	Nick Rakocovic, Southern California	15.3	Seth Dugan, Western Mich.	13.0
Steals Per Game (242 ranked)					Quan Jackson, Ga. Southern	4.67	Loren Cristian Jackson, Akron	2.33
Three-Point Field Goals Per Game (228 ranked)					Trent Harris, Northern Colo.	7.50	CJ Massinburg, Buffalo	3.67
Three-Point Field-Goal Percentage (224 ranked)					Gabe Kalscheur, Minnesota	77.8	Channel Banks, Akron	64.3
Total 3-point FGM (185 ranked)					Jordan Lyons, Furman	27	Dylan Frye, Bowling Green	14
Total Assists (227 ranked)	Paul Jackson	42	2	19	Josh Sharkey, Samford Ryan Woolridge, North Texas	32 32	Marreon Jackson, Toledo	20
Total Blocks (188 ranked)	James Thompson IV Boubacar Toure	44 59	2 4	8 7	Bol Bol, Oregon Daniel Regis, Nicholls St. Dominic Robb, Niagara	15 15 15	Trey Moses, Ball St.	11
Total Field Goal Attempts (230 ranked)	Paul Jackson	44	2	56	Chris Clemons, Campbell	80	Justin Turner, Bowling Green	58
Total Field Goals Made (202 ranked)	Paul Jackson	70	3	25	Carsen Edwards, Purdue	38	Larry Austin Jr, Central Mich.	32
Total Minutes (250 ranked)	Paul Jackson	136	2	123:54	Morgan Taylor, Incarnate Word	171:35	Taylor Persons, Ball St.	125:34
Total Points (245 ranked)	Paul Jackson	137	7	62	Chris Clemons, Campbell	124	Larry Austin Jr, Central Mich.	78
Total Rebounds (220 ranked)	James Thompson IV Boubacar Toure	51 51	3 3	33 33	Yoeli Childs, BYU	56	Demajeo Wiggins, Bowling Green	48
Total Steals (165 ranked)					Brian Beard Jr., FIU Tremont Waters, LSU	16 16	Larry Austin Jr, Central Mich.	9
Triple Doubles (1 ranked)					Ethan Happ, Wisconsin Marcus Graves, Sacramento St.	1 1		



2018-19 Eastern Michigan Basketball
Eastern Michigan Team Game-by-Game Comparison (as of Nov 17, 2018)
All games



Opponent	1st	2nd	Score	Mar	Total FG	FG Pct	3-Pointers	3FG Pct	Free Throws	FT Pct	Rebounds	Assist	T/Over	Block	Steal	Fouls	
ROCHESTER	42/39	35/28	77-67	+10	31-58/25-65	.534/.385	4-14/11-33	.286/.333	11-17/6-7	.647/.857	46/26	+20	10/13	20/15	7/2	9/10	13/18
DREXEL	30/28	36/34	66-62	+4	26-57/21-57	.456/.368	5-19/13-34	.263/.382	9-15/7-10	.600/700	37/33	+4	9/17	9/12	5/2	5/2	12/20
GOSHEN	54/33	43/41	97-74	+23	38-67/29-76	.567/.382	8-20/12-41	.400/.293	13-17/4-6	.765/.667	45/35	+10	21/22	15/15	5/1	10/9	10/17
No. 1 Duke	13/48	33/36	46-84	(38)	21-68/36-77	.309/.468	3-18/5-24	.167/.208	1-3/7-16	.333/438	37/56	(19)	9/23	19/11	5/11	10/14	16/8
BOSTON	32/26	48/36	80-62	+18	31-59/24-51	.525/.471	7-16/6-17	.438/.353	11-12/8-18	.917/444	35/26	+9	12/15	13/15	7/1	9/8	19/17

Note: Game totals are displayed in the format TEAM/OPPONENT for each category

2018-19 EMU COMPARISON STATS

**2018-19 EMU POINTS-REBOUNDS-ASSISTS STATISTICS**

Opponent	Date	Score		00 PETERSON,J	01 STEPHENS,D	02 THOMPSON I	03 JACKSON,PA	05 MINNIE,ELI	10 ELLISON,MA	12 TOURE,BOUB
ROCHESTER	11-05-18	77-67	w	DNP	0-2-0	12-6-0	27-3-7	DNP	DNP	15-15-0
DREXEL	11-09-18	66-62	w	DNP	3-2-0	6-11-1	20-4-6	1-2-0	DNP	14-11-0
GOSHEN	11-11-18	97-74	w	DNP	4-2-2	6-9-1	9-2-5	17-5-0	10-0-2	10-7-0
at No. 1 Duke	11-14-18	46-84	L	0-0-0	0-0-0	6-7-2	6-2-2	2-5-0	0-1-3	4-3-1
BOSTON	11-17-18	80-62	w	0-0-0	3-0-0	14-14-0	15-2-4	28-4-4	0-1-2	8-7-0

Opponent	Date	Score		20 JONES,BUD	21 MCADOO,KEV	22 SILVER,TAR	23 PARRIS,DAM	25 RAFUS JR,A	30 KING,JALEN	31 GROCE,TY
ROCHESTER	11-05-18	77-67	w	0-0-0	DNP	0-0-0	15-6-0	0-0-0	0-2-0	6-8-3
DREXEL	11-09-18	66-62	w	DNP	10-0-2	DNP	5-0-0	DNP	0-0-0	7-6-0
GOSHEN	11-11-18	97-74	w	6-3-0	10-0-1	5-0-0	6-2-3	4-1-0	2-2-3	0-1-3
at No. 1 Duke	11-14-18	46-84	L	0-1-0	9-2-0	0-0-0	9-3-0	0-1-0	4-4-1	4-3-0
BOSTON	11-17-18	80-62	w	2-0-0	9-0-1	0-0-0	0-2-1	DNP	0-2-0	0-1-0

Opponent	Date	Score		32 GREEN,ISAI	33 BALLARD JR
ROCHESTER	11-05-18	77-67	w	2-2-0	DNP
DREXEL	11-09-18	66-62	w	0-0-0	DNP
GOSHEN	11-11-18	97-74	w	6-5-1	2-3-0
at No. 1 Duke	11-14-18	46-84	L	2-2-0	0-1-0
BOSTON	11-17-18	80-62	w	0-0-0	1-1-0

2018-19 EMU STATISTICS



2018-19 Eastern Michigan Basketball Eastern Michigan Combined Team Statistics (as of Nov 17, 2018) All games



Overall record: 4-1 Conf: 0-0 Home: 4-0 Away: 0-1 Neutral: 0-0

##	Player	gp-gs	min	avg	Total		3-Point		F-Throw		Rebounds				pf	dq	a	to	blk	stl	pts	avg
					fg-fga	fg%	3fg-fga	3fg%	ft-fa	ft%	off	def	tot	avg								
03	JACKSON, Paul	5-5	157	31.4	30-70	.429	4-16	.250	13-17	.765	2	11	13	2.6	11	0	24	16	0	3	77	15.4
05	MINNIE, Elijah	4-3	100	25.0	18-43	.419	6-23	.261	6-7	.857	5	11	16	4.0	9	0	4	7	3	7	48	12.0
12	TOURE, Boubacar	5-5	134	26.8	20-31	.645	0-0	.000	11-16	.688	13	30	43	8.6	8	0	1	10	10	3	51	10.2
21	MCADDOO, Kevin	4-0	64	16.0	16-29	.552	6-11	.545	0-2	.000	0	2	2	0.5	4	0	4	1	0	4	38	9.5
02	THOMPSON IV, Jame	5-5	134	26.8	19-36	.528	1-5	.200	5-8	.625	15	32	47	9.4	9	0	4	4	7	5	44	8.8
23	PARRIS, Damari	5-5	108	21.6	12-38	.316	6-16	.375	5-6	.833	5	8	13	2.6	6	0	4	10	0	5	35	7.0
31	GROCE, Ty	5-2	81	16.2	8-15	.533	0-3	.000	1-1	1.000	5	14	19	3.8	4	0	6	8	2	7	17	3.4
10	ELLISON, Malik	3-0	39	13.0	4-11	.364	2-4	.500	0-0	.000	0	2	2	0.7	4	0	7	3	0	2	10	3.3
32	GREEN, Isaiah	5-0	38	7.6	5-7	.714	0-0	.000	0-0	.000	3	6	9	1.8	1	0	1	1	2	2	10	2.0
01	STEPHENS, Daivon	5-0	39	7.8	4-6	.667	1-3	.333	1-2	.500	0	6	6	1.2	1	0	2	4	1	0	10	2.0
20	JONES, Bud	4-0	23	5.8	4-6	.667	0-0	.000	0-0	.000	2	2	4	1.0	3	0	0	1	0	0	8	2.0
25	RAFUS JR, Andre	3-0	13	4.3	2-4	.500	0-2	.000	0-0	.000	0	2	2	0.7	0	0	0	2	1	1	4	1.3
22	SILVER, Tariq	4-0	16	4.0	2-6	.333	1-2	.500	0-1	.000	0	0	0	0.0	1	0	0	5	0	1	5	1.3
30	KING, Jalen	5-0	38	7.6	3-3	1.000	0-0	.000	0-0	.000	3	7	10	2.0	8	0	4	2	2	3	6	1.2
33	BALLARD JR, Derek	3-0	14	4.7	0-4	.000	0-2	.000	3-4	.750	3	2	5	1.7	1	0	0	0	1	0	3	1.0
00	PETERSON, Jorden	2-0	2	1.0	0-0	.000	0-0	.000	0-0	.000	0	0	0	0.0	0	0	0	0	0	0	0	0.0
Team											7	2	9					2				
Total.....		5	1000		147-309	.476	27-87	.310	45-64	.703	63	137	200	40.0	70	0	61	76	29	43	366	73.2
Opponents.....		5	1000		135-326	.414	47-149	.315	32-57	.561	65	111	176	35.2	80	1	90	68	17	43	349	69.8

TEAM STATISTICS	EMU	OPP
SCORING	366	349
Points per game	73.2	69.8
Scoring margin	+3.4	-
FIELD GOALS-ATT	147-309	135-326
Field goal pct	.476	.414
3 POINT FG-ATT	27-87	47-149
3-point FG pct	.310	.315
3-pt FG made per game	5.4	9.4
FREE THROWS-ATT	45-64	32-57
Free throw pct	.703	.561
F-Throws made per game	9.0	6.4
REBOUNDS	200	176
Rebounds per game	40.0	35.2
Rebounding margin	+4.8	-
ASSISTS	61	90
Assists per game	12.2	18.0
TURNOVERS	76	68
Turnovers per game	15.2	13.6
Turnover margin	-1.6	-
Assist/turnover ratio	0.8	1.3
STEALS	43	43
Steals per game	8.6	8.6
BLOCKS	29	17
Blocks per game	5.8	3.4
ATTENDANCE	8203	9314
Home games-Avg/Game	4-2051	1-9314
Neutral site-Avg/Game	-	0-0

Date	Opponent		Score	Att.
11-05-18	ROCHESTER	w	77-67	1193
11-09-18	DREXEL	w	66-62	3895
11-11-18	GOSHEN	w	97-74	1056
11-14-18	at No. 1 Duke	L	46-84	9314
11-17-18	BOSTON	w	80-62	2059

* - Conference game

Score by Periods	1st	2nd	Totals
Eastern Michigan	171	195	366
Opponents	174	175	349