EASTERN MICHIGAN VS. OLD DOMINION

2016 Popeyes Bahamas Bowl - Dec. 23, 2016

THE FACTORY

Toughness. Pride. Resilience. Those key words describe the EMU football program under Head Coach **Chris Creighton**. They are also terms befitting the proud residents of southeastern Michigan and their hard-working demeanor.

Inspired by this region of the state and the student-athletes' own backgrounds, the team has challenged itself to be "E Tough," committed to great effort, sacrifice and triumphing in the face of adversity. In this spirit, the team has nicknamed Rynearson Stadium "The Factory," a place where coaches and staff will go to work each day to help "E Tough" student-athletes become scholars, leaders, champions and impact men. "The Factory" will be highlighted by Division I Football's first gray FieldTurf playing surface.

Since taking over reigns of EMU Football in December 2013, Creighton has rallied the program to "close the gap" between its current status and the pursuit of its true potential. He has studied the school, its surroundings, recruiting base and the current student-athletes. The one common thread throughout has been an uncommon 'toughness' that permeates the program.

In this spirit, the program's E Tough mentality represents:

Team first
Obsessed with getting better
Unwavering in adversity
Great effort
Heart

The concept of the "EMU Gray" field was born during one of the squad's notoriously intense winter workouts in 2014. The squad was challenged to an outdoor practice on the snow-covered Rynearson Stadium field rather than the warm confines of their indoor practice facility. True to their E Tough demeanor, the team accepted the challenge. Throughout each drill of the bitter cold practice, Creighton delivered the message that EMU Football has the will to compete against "anyone, anytime and anywhere… even on a parking lot covered with broken glass." Inspired by his team's toughness and commitment that day, Creighton's idea of an "EMU Gray" field was born and soon shared with administrators.

The new look within Rynearson Stadium, and moniker, "The Factory" serves as visual and name recognition for the program's ideals. They are a constant reminder to the student-athletes that being E Tough means coming ready to roll up their sleeves and to never give in or let up.

"Our colors are green and white but our collars are blue," said Creighton. "The Factory is where our coaching staff goes to work and our players develop. It is our home and one that we will protect. When opponents come to The Factory we want to make it known that they are in for a 60-minute fight. Our goal is to make it one of the toughest places to play in the Mid-American Conference."

Southeastern Michigan has long been viewed as one of the most significant manufacturing centers in the country, and the iconic 'Automotive Capital of the World.' Despite battling difficult times in recent years, local communities' toughness and resilience has been on display, as the region is experiencing a dramatic rebirth.

EMU football student-athletes come from these communities and have brought this toughness to the team. Ypsilanti has its own proud history in the automobile and manufacturing industries. The city was the home of Apex Motors, Preston Tucker and his Preston '48, and the last Hudson automobile dealership. The nearby Willow Run manufacturing complex played a critical role in producing B-24 "Liberator" heavy bombers in the early years of World War II. It was also at this location that Rose Will Monroe, the film and poster representation of "Rosie the Riveter," actually worked as a riveter before becoming the manufacturing icon of the era.

BUILDING BLOCKS

When Head Coach Chris Creighton came onboard in 2014 he helped establish some new EMU initiatives.

• **The Wrench** - a 51-pound pipe wrench given to Coach Creighton. It helps serve as a symbol of the team's mission to "close the gap." The tool's vices represent the gap.

• **The Wall** - prior to running onto the field at home games EMU will break through a cinder block wall.

• **Hammers of the Week** - the coaching staff will select hammers of the week for the big hit of the week. The selected players will have their number put on the sledge hammers used to knock down the wall.

• **Turn it Up, Turn It Green** - a pregame prep rally inside the Convocation Center. The football team will arrive along with a special performance by the EMU marching band.

"The wrench, the field, the concrete wall, we know people will have comments, but they all have real meaning for us. It all goes back to the idea of investing, and working for something. It is about putting on those steel-toed boots, and going to work."
- Head Coach **Chris Creighton**

EASTERN MICHIGAN FOOTBALL

1971 Pioneer Bowl Appearance • 1987 Mid-American Conference Champion • 1987 California Bowl Champion • 2016 Popeyes Bahamas Bowl Appearance •

Game 13 ■ Dec. 23, 2016 ■ 1:03 p.m. ■ Nassau, Bahamas ■ Thomas Robinson Stadium (15,000)

Eastern Michigan Eagles

Head Coach: Chris Creighton (Kenyon, 1991)

Career Record: 149-72 (20th Season); 10-26 at Eastern Michigan (Third Season)

VS

#EMUFB

Old Dominion Monarchs

Head Coach: Bobby Wilder (Maine, 1987)

Career Record: 66-30 (Eighth Season); 66-30 at ODU (Eighth Season)

GAME INFORMATION

Date:	Friday, Dec. 23, 2016
Kickoff:	1:03 p.m.
Site:	Nassau, Bahamas
Stadium:	Thomas Robinson Stadium
Radio:	WEMU (89.1 FM)
Matt Shepard (pxp), Rob Rubick (analyst)	
Television	ESPN
Steve Levy (pxp), Mack Brown (analyst)	
Live Stats:	BahamasBowl.com
Series:	ODU leads, 2-0
Last Meeting:	ODU 38, EMU 34 (2015)

COACHING STAFF

Head Coach	Chris Creighton
Overall Record	149-72 (20)
Record at EMU	10-26 (3)
Offensive Coord./QB	Kalen DeBoer*
Defensive Coord./LB	Neal Neathery
Cornerbacks	Fred Reed
Offensive Line	Ryan Grubb
Wide Receivers	Herb Haygood
Special Teams Coord./TE	Aaron Keen
Running Backs	Jay Peterson
Safeties/Recruiting Coord.	Todd Frakes*
Defensive Line	Chuck Bullough*
Director of Operations	Dylan Saccone
Video Coord.	Brian Overholt

*in the press box on gameday

LAST TIME OUT...

Total Offense	538
Rushing Yards	183
Passing Yards	355
Total Offense Allowed	383
Rushing Yards Allowed	127
Passing Yards Allowed	256

2016 Statistical Leaders

Rushing	Ian Eriksen – 741 yds.
Passing	Brogan Roback – 2,394 yds.
Receiving	Sergio Bailey II - 799 yds.
Tackles	Kyle Rachwal - 101
Interceptions	DaQuan Pace – 3

NASSAU, Bahamas (EMUEagles.com) – The Eastern Michigan University football team will break its 29-year bowl game drought when it participates in the third annual Popeyes Bahamas Bowl Friday, Dec. 23 in Nassau, Bahamas. The Eagles finished the regular season with a 7-5 mark and 4-4 record in conference play. It marked the first winning season in program history since 1995, and the most wins since 1989.

Eastern will meet the Old Dominion University Monarchs in a matchup of the Mid-American Conference against Conference USA. ODU is making its first bowl appearance in program history after finishing the regular season 9-3 and 7-1 in conference play. It is just the second year in which ODU was eligible for a bowl after transitioning from the Football Championship Subdivision (FCS) in 2011.

Kickoff from Thomas Robinson Stadium is set for 1 p.m. and the contest will be broadcast on ESPN. Steve Levy and Mack Brown will be in the booth, while Kaylee Hartung reports from the sideline. The game will also be aired on WEMU (89.1 FM) with veteran broadcasters **Matt Shepard**, **Rob Rubick** and **Chad Bush** calling the action on the field. WEMU's special 30-minute pregame show from the stadium begins at 12:30 p.m.

LET'S ROLL, LET'S BOWL: The Bahamas Bowl marks the second Division I bowl game in program history, and EMU's first since 1987. EMU is 1-0 in bowl games after a 30-27 California Bowl victory over San Jose State.

ALL-TIME VS. ODU: The Eagles and Monarchs have squared off twice since ODU's resurgence in 2011, as the teams had a home and home in 2014-15. Old Dominion took both sides of the series, winning the 2014 game in Norfolk, 17-3, and the return trip in Ypsilanti, 38-34, in the 2015 season opener.

SCHEDULE/RESULTS

Sept.	**2**	**MISSISSIPPI VALLEY STATE** TV: ESPN3	**W, 61-14**
Sept.	10	at Missouri TV: SEC Network Alternate	L, 21-61
Sept.	17	at Charlotte TV: CUSA.tv	W, 37-19
Sept.	**23**	**WYOMING** TV: CBS Sports Network	**W, 27-24**
Oct.	1	at Bowling Green* TV: ESPN3	W, 28-25
Oct.	**8**	**TOLEDO*** TV: BCSN/TWC Sports • Homecoming	**L, 20-35**
Oct.	15	at Ohio* TV: ESPN3	W, 27-20
Oct.	22	at No. 20/20 Western Michigan* TV: ASN/ESPN3	L, 31-45
Oct.	**29**	**MIAMI*** TV: ASN/ESPN3 • Band/Hall of Fame Day	**L, 15-28**
Nov.	8	at Ball State* TV: CBS Sports Network	W, 48-41
Nov.	**16**	**NORTHERN ILLINOIS*** TV: ESPNU	**L, 24-31 (OT)**
Nov.	**22**	**CENTRAL MICHIGAN*** TV: ESPN3 • Senior Day	**W, 26-21**
Dec.	23	vs. Old Dominion (Popeyes Bahamas Bowl) TV: ESPN	1 p.m.

THE MATCHUP

EMU	vs.	ODU
Ypsilanti, Mich.	**Location**	Norfolk, Va.
1849	**Founded**	1930
23,341	**Enrollment**	24,828
Eagles	**Nickname**	Monarchs
Green and White	**Colors**	Blue and Silver
Mid-American	**Conference**	C-USA
7-5	**Record**	9-3
4-4	**Conference Record**	7-1
30.42	**Points/Gm**	36.0
158.2	**Rushing Yds/Gm**	196.1
295.8	**Passing Yds/Gm**	237.8
453.9	**Total Yds/Gm**	433.9
164.3	**Rushing Yds Allowed**	156.1
271.6	**Passing Yds Allowed**	220.7
435.9	**Total Yds Allowed**	376.8
10	**Interceptions**	10
20/114	**Sacks/Yards**	34/242
13/6	**Fumbles/Lost**	10/4
60.5	**Penalty Yard Avg.**	42.2
20.2	**Kick Return Avg.**	21.7
3.4	**Punt Return Avg.**	9.3
40.5	**Net Punt Avg.**	33.6
30:39	**Time of Possession**	29:51
45.0	**Third Down Percentage**	37.0
67.0	**Fourth Down Percentage**	57.0
45	**Touchdowns**	57
17/22	**Field Goals/Attempted**	11/12
90.0	**Red Zone Percentage**	85.0

EMU DID YOU KNOW...

137 MAC Titles

Champions Built Here is not only a catchy motto for Eastern Michigan Athletics but it's also a fact! Since EMU joined the Mid-American Conference in 1973, no other school in the league has captured more team championships. Men's swimming and diving has racked up 33 titles, men's outdoor track & field has 23 and men's cross country has 21 to lead the way. Overall, 18 different EMU teams have won at least one MAC title.

MAC's Top GPA

The EMU football, women's soccer, and men's golf programs each led the Mid-American Conference in team grade point average in their respective sports for the 2015-16 academic year. **Chris Creighton's** football team posted the top GPA in the league for the second consecutive season, holding a 2.90 team mark.

The Game Week Schedule

All appointments must be made through the athletic media relations office at 734.487.0317.

18 Sunday	19 Monday	20 Tuesday	21 Wednesday	22 Thursday	23 Friday	24 Saturday
	Travel Day **No media availability**	Practice	Practice	Press Conference 11 a.m.	Game Day 1p.m. vs. Old Dominion **Postgame availability with the media**	

Requesting Credentials

Credentials can be obtained by contacting **Greg Steiner** in the EMU Athletic Media Relations Office. They can be requested by calling 734.487.0317 or via e-mail to greg.steiner@emich.edu. Requests must be received at least two days prior to the game. Passes that are not mailed will be available at the Will Call window at the Convocation Center. Parking for media will be at Oestrike Stadium on a first-come, first-serve basis.

Practice Procedures

Most practices are open to the media. However, all media are required to make an advance call to the EMU Athletic Media Relations Office to check on the status of practice for a particular day. Failure to do so may result in an individual's removal from the venue.

Head Coach **Chris Creighton** is available to speak to the media via phone Monday-Thursday mornings. Coach Creighton will be available on the Mid-American Conference weekly conference call on Monday mornings. Individual players are available for interviews Monday-Wednesday. Please contact the EMU Athletic Media Relations Office at least 24-hours in advance to set up interviews. Players should not be contacted for interviews at their residences, on their cell phones, via e-mail, Facebook, Twitter and all other social networking entities.

During regular season practices, still photographers and videographers will be allowed to shoot only during pre-practice individual drills, which usually last approximately 15 minutes at the beginning of practice.

Media members covering practices or scrimmages will not be permitted to report any scouting information (formations, personnel groupings, etc.) without first speaking with a member of the EMU coaching staff or the media relations office. Failure to adhere to this guideline could result in the closing of all practices and scrimmages to the media.

First-year players, including freshmen and transfers, will be made available to the media only after they have made a significant contribution or at the coach's discretion.

Interview Policies (Postgame)

Post-game interviews for EMU will be conducted in Media Room A in the Convocation Center at the south end of Rynearson Stadium. The visiting coach will do interviews outside their lockerroom. Both head coaches will be available to the media after a 10-minute cooling off period. Individual players may be available for interviews at the conclusion of the game. **The lockerroom is closed to the media at all times**.

collegepressbox.com

collegepressbox.com is the official media website for Mid-American Conference football. Access and download weekly game notes, quotes, statistics, media guides, headshots, logos and more for the conference and each of its member schools. You can apply for a password by sending an e-mail to: password@collegepressbox.com

Going Green

Eastern Michigan University no longer prints media guides Complete information, including a record book/media supplement will be made available on the football page at EMUEagles.com.

Phone/Internet Access in Rynearson Stadium

If media are in need of a phone line for the game or season, please inform **Greg Steiner** at time of credential request of those needs. For those media that can file over the World Wide Web with laptop computers that can automatically select an IP address, there is wireless internet access, available in the Rynearson Stadium press box.

The Rynearson Stadium Press Box Experience

The Rynearson Stadium press box is a designated working area and access is restricted to authorized personnel who have been assigned responsibilities pertinent to the scheduled game. In conjunction with NCAA and College Sports Information Directors of America (CoSIDA) policies, there is to be absolutely no cheering and/or criticizing players, coaches or other game officials at any point before, during or after the contest. Failure to abide by this will result in your removal from the press box.

Weekly MAC Teleconference

The Mid-American Conference football coaches will be available each Monday beginning Aug. 29 at 9:30 a.m. ET and running through Nov. 21 for a weekly teleconference. There will be an additional football championship teleconference Nov. 28 at 10 a.m. Should your schedule not permit you to dial in, questions for a coach may be e-mailed to Ken Mather (kmather@mac-sports.com) and he will make every effort to ask the question.

To call in, call the MAC Office (216.566.4622) as the teleconference phone number **will not** be released to the public.

9:30-9:38	P.J. Fleck, Western Michigan
9:38-9:46	Jason Candle, Toledo
9:46-9:54	Rod Carey, Northern Illinois
9:54-10:02	***Chris Creighton, Eastern Michigan***
10:02-10:10	John Bonamego, Central Michigan
10:10-10:18	Mike Neu, Ball State
10:18-10:26	Frank Solich, Ohio
10:26-10:34	Chuck Martin, Miami
10:34-10:42	Paul Haynes, Kent State
10:42-10:50	Lance Leipold, Buffalo
10:50-10:58	Mike Jinks, Bowling Green
10:58-11:06	Terry Bowden, Akron

EMU Media Relations

Greg Steiner

Dan Whitaker

Associate AD/Media Relations.....Greg Steiner
Office Phone 734.487.0318
Cellular Phone 734.845.1132
E-mail.....greg.steiner@emich.edu
Primary Sports Covered.....Football, Women's Basketball, ...Golf, ESPN3 and Web site

Asst. Director of Media Relations.....Sean Hostetter
Office Phone.....734.487.0317
Cellular Phone 734.218.3417
E-mail.....shostett@emich.edu
Primary Sports Covered..... Men's Basketball, Volleyball ..... and Women's Tennis

Graduate Assistant .....Katie Gonzales
Office Phone.....734.487.0318
Cellular Phone 773.512.6079
E-mail.....kgonzal5@emich.edu
Primary Sports Covered... Softball, Soccer and Swimming

Graduate Assistant ..... Mark Panhorst
Office Phone.....734.487.0318
Cellular Phone 630.440.7971
E-mail..... mpanhors@emich.edu
Primary Sports Covered.....Cross Country, Gymnastics, ...and Track & Field

Graduate Assistant .....Dan Whitaker
Office Phone 734.487.0318
Cellular Phone 734.478.8114
E-mail.....dwhitak4@emich.edu
Primary Sports Covered.....Baseball, Wrestling, Rowing

Address:.....799 N. Hewitt Rd., Convocation Center, ...Ypsilanti, MI 48197

The EMU football team remembers wide receiver Demarius Reed who passed away Oct. 18, 2013

EMU Football & Social Media

facebook.com/emuathletics
facebook.com/emueaglesradio
twitter.com/emuathletics
twitter.com/emueaglesradio
youtube.com/emuathletics

EMU on Mobile Devices

Fans using mobile devices can access news, scores and schedules on emueagles.com/mobile

WEMU Radio

Listen to EMU Football on the flagship station for Eastern Michigan Athletics, WEMU-FM (89.1), and on the Internet at wemu.org.

WHO ARE WE?: The Eagles will come into the Popeyes Bahamas Bowl following one of the most successful seasons in its 125-year history. EMU finished with a winning record for the first time since 1995, most wins (seven) since 1989, and its first bowl appearance since 1987 when EMU won the California Bowl. The Eagles tied the Football Bowl Subdivision (FBS) mark for biggest turnarounds in 2016, improving on its win total from one win in 2015, to seven this season.

Eastern is led on offense by redshirt junior quarterback **Brogan Roback**, who has put up gaudy numbers in his nine appearances this season, totaling six starts. He finished the regular season with 193 completions for 2,394 yards and 16 touchdowns. He had five 300+ yard games and a season-high of 468 yards. For his efforts, he was named MAC West Offensive Player of the Week three times. The offense gets its start up front from the experienced offensive line, which has 161 combined starts under its belt. The group has combined to allow the 13th fewest sacks in the nation, as well as the second fewest tackles for loss. On the ground, redshirt sophomore **Ian Eriksen** led the rushing attack with 741 yards on 175 carries and nine scores. Junior **Sergio Bailey II** was the leading pass catcher with 55 receptions for 799 yards and six touchdowns.

Defensively, the Eagles forced 24 turnovers, good for 29th in the nation and second in the MAC. Redshirt sophomore **Kyle Rachwal** led EMU in tackles with 101 stops, while redshirt senior **Pat O'Connor** had 8.0 sacks, good for 38th in the nation and fourth in the MAC.

MAC-BEST 18 PLAYERS NAMED ACADEMIC ALL-MAC: The 2016 Eastern Michigan University football team had 18 student-athletes representing the Green and White on the 2016 Mid-American Conference Football Academic All-MAC Team, the conference office announced Dec. 13. The 18 Eagles on the list are the most in the MAC and also the most in EMU history.

Making the team were **Blake Banham**, **Jason Beck**, **Daniel Buschman**, **Ian Eriksen**, **Paul Fricano**, **Cole Gardner, Juan Giraldo**, **Jeremiah Harris**, **Clay Holford**, **Brody Hoying**, **Jake Hurcombe**, **Bryce Kemp**, **Luke Maclean**, **DaQuan Pace**, **Robert Pavletich**, **Brendan Renius**, **Ike Spearman,** and **Breck Turner**.

Gardner, Hurcombe and Renius collected the honor for the third time in their careers, while Banham, Beck, Buschman, and Pace picked up the award for the second time. In total, 146 student-athletes were named to the team this season.

The Academic All-MAC honor is for a student who has excelled in athletics and academics. To qualify, a student must have at least a 3.20 cumulative GPA and have participated in at least 50 percent of the contests for that particular sport. First-year students and junior college transfers in their first year of residence are not eligible for the award.

EIGHT PLAYERS NAMED ALL-MAC: EMU saw eight of its student-athletes named to All-Mid-American Conference Teams, the league office announced Nov. 30. The eight honorees are the most since the 1996 campaign. Additionally, the eight honorees are the most under third-year head coach **Chris Creighton**, who had just five total postseason MAC award winners during the first two seasons of his tenure, three in 2014 and two a season ago.

For EMU, **Pat O'Connor**, a 2014 First Team All-MAC award winner, led the way and was named to the conference's first team for the second time in his career, while **Austin Barnes**, **Paul Fricano**, and **Cole Gardner** were each named to the second team. In addition, **Sergio Bailey II**, **Jeremiah Harris**, **DaQuan Pace**, and **Andrew Wylie** all garnered All-MAC Third Team honors. Besides O'Connor, every other player earned All-MAC honors for the first time in their careers.

A FIRST FOR THE EAGLES: The Bahamas Bowl will mark the first time in the 125-year program history of the Eastern Michigan program will play a football game outside of the United States.

TRACKING THE MILES: The voyage from Ypsilanti, Mich. to Nassau, Bahamas is a whopping 1,240-mile journey. For comparison's sake, EMU traveled 1,911 total miles in six road games this season, including just 659 for the four road trips within the Mid-American Conference.

WHERE IN THE WORLD IS CHRIS CREIGHTON?: In his head coaching career, **Chris Creighton** has racked up the frequent flyer miles, coaching games in six different countries. With the stage set for a Bahamas Bowl battle against Old Dominion, Creighton will see that total move to seven as the Bahamas is added to a list that already consists of the United States, Sweden, Austria, Panama, Tanzania, and Germany.

BIGGEST TURNAROUNDS: Eastern Michigan improved on its 2015 win total by six games, from one win to seven in 2016. This is tied for the lead in the FBS for the largest turnaround from 2015 to 2016. UCF, Wyoming, and Colorado all had six-game improvements this season.

BREAKING THE RECORD BOOK: The Eagles have rewritten the record book this season with 103 different all-time top performances, as well as 16 instances where EMU set a new program record. This includes redshirt senior **Pat O'Connor** setting the all-time sack record with 19.5, as well as the team setting the season total offense record with 5,447 total yards.

LOOKING FOR 150: A victory over ODU would give **Chris Creighton** his 150th career victory.

2016 MAC Standings

WEST DIVISION

Team	Overall	MAC
Western Michigan	13-0	8-0
Toledo	9-3	6-2
Northern Illinois	5-7	5-3
Eastern Michigan	**7-5**	**4-4**
Central Michigan	6-6	3-5
Ball State	4-8	1-7

EAST DIVISION

Team	Overall	MAC
Ohio	8-5	6-2
Miami	6-6	6-2
Akron	5-7	3-5
Bowling Green	4-8	3-5
Kent State	3-9	2-6
Buffalo	2-10	1-7

AROUND THE MAC:

Dec. 17: Raycom Media Camellia Bowl
Montgomery, Ala. 5:30 pm ET (ESPN)
Toledo (9-3, 6-2) vs. Appalachian State (9-3, 7-1, Sun Belt Conference)

Dec. 19: Miami Beach Bowl
Miami, Fla. 2:30 pm ET (ESPN)
Central Michigan (6-6, 3-5) vs. Tulsa (9-3, 6-2, American Athletic Conference)

Dec. 23: Popeyes Bahamas Bowl
Nassau, Bahamas 1 pm ET (ESPN)
Eastern Michigan (7-5, 4-4) vs. Old Dominion (9-3, 7-1, Conference USA)

Dec. 23: Dollar General Bowl
Mobile, Ala. 8 pm ET (ESPN)
Ohio (8-5, 6-2) vs. Troy (9-3, 6-2, Sun Belt Conference)

Dec. 26: St. Petersburg Bowl
St. Petersburg, Fla. 11 am ET (ESPN)
Miami (6-6, 6-2) vs. Mississippi State (5-7, 3-5, SEC)

Jan. 2: Goodyear Cotton Bowl Classic
Arlington, Texas 1 pm ET (ESPN)
Western Michigan (13-0, 8-0) vs. Wisconsin (10-3, 7-2, Big Ten)

Eagle Trends

	2016
September	3-1
October	2-3
November	2-1
December	0-0
EMU's Conference Record...	
at home	1-3
on the road	3-1
neutral	0-0
EMU's Non-Conference Record...	
at home	2-0
on the road	1-1
neutral	0-0
EMU vs. Ranked Opponents...	
at home	0-0
on the road	0-1
neutral	0-0
EMU's Record in Games...	
decided by 7 pts or less	5-1
decided by 3 pts or less	2-0
Away during the day	2-1
Away at night	2-1
Home during the day	0-2
Home at night	3-1
EMU's Record When Scoring...	
less than 20 points	0-1
20-29 points	4-3
30+ points	3-1
EMU's Record When Allowing...	
14 or fewer points	1-0
24 or fewer points	4-0
25+ points	2-5
EMU's Record When...	
Leading after the 1st qtr.	4-1
Trailing after the 1st qtr.	2-4
Leading at halftime	3-1
Trailing at halftime	1-4
Leading after the 3rd qtr.	7-0
Trailing after the 3rd qtr.	0-5
Tied after the 4th qtr.	0-1
EMU's Record With...	
less than 300 yards	0-0
400+ yards total offense	4-3
500+ yards total offense	2-0
600+ yards total offense	1-0
less than 100 yards rush	1-2
100+ yards rushing	5-3
150+ yards rushing	5-1
200+ yards rushing	3-1
250+ yards rushing	1-1
less than 200 yards pass	1-1
300+ yards passing	3-2
350+ yards passing	2-0
400+ yards passing	1-0
450+ yards passing	1-0
EMU's Record When Allowing...	
less than 200 total yards	0-0
less than 300 total yards	1-0
less than 400 total yards	3-0
400+ yards total offense	3-5
less than 100 yards rush	2-0
100+ yards rush	4-5
less than 200 yards pass	2-2
less than 250 yards pass	3-2
less than 300 yards pass	5-2
300+ yards pass	1-2

Head Coach
Chris Creighton

Third Year at EMU • Kenyon, 1991 • @Coach_Creighton

Chris Creighton was named the 37th Head Football Coach at Eastern Michigan University, Dec. 11, 2013, by Vice President/Director of Intercollegiate Athletics Heather Lyke. Creighton will start his third season as the head man at EMU in the 2016 season.

During his 19-year head coaching career, the 46-year-old Creighton has accumulated eight conference titles and an all-time record of 142-67 (.679 winning percentage). He departed Drake with the highest winning percentage in school history (.667) after also posting 63 wins as the head coach at Wabash College and 32 at Ottawa University.

During the 2015 campaign, the Eagles finished the regular season ranked nationally in the top-60 in seven statistical categories to go along with 11 top-five rankings in the Mid-American Conference. EMU finished the year with 39 touchdowns, a mark that is tied for the fifth-most in a single-season during the squad's 124-year history, while its 4,560 yards of total offense is also the fifth most.

On the ground, EMU churned out the 14th-best single-season rushing total at 1,894 yards. Through the air, EMU quarterbacks combined for 2,666 yards passing, ranking seventh in program single-season annals. EMU's passing attack spread the wealth with seven different receivers having 20-or-more receptions, Eastern Michigan was one of just three schools nationally to accomplish that feat.

Individually, Darius Jackson turned in one of the finest seasons in Eastern Michigan history in 2015, setting the school's single-season record with 16 touchdowns. He also became the first EMU tailback since Bronson Hill in 2013 to rush for more than 1,000 yards in a season and is just the 13th player in program history to do so.

In his six seasons at the helm of the Bulldogs, Creighton racked up a 35-13 (.729) record in Pioneer Football League action and a 31-9 (.775) record the last five seasons. Just the seventh DU coach to win 40-or-more games and the fastest to do so, Creighton needed just 60 games to accomplish the feat.

In his time at Drake, Creighton boasted a 30-5 home record and a 21-2 home conference record, going undefeated against five conference opponents. Drake had an 11-game home win streak during Creighton's tenure as well as winning 16-straight home conference games with him at the helm.

The energetic but veteran coach was named a winner of the Giant Steps Award presented by the National Consortium for Academics and Sports as part of National Student-Athlete Day on April 6, 2011. Creighton, awarded in the Coaching category, was one of just five 2011 winners of the Giant Steps Award, given annually to individuals who use sport to positively affect social change, actualizing the mission of the NCAS. The awards honor student-athletes, athletic administrators, civic leaders, coaches, parents, organizations, and other individuals who demonstrate an outstanding ability to manage life on and off the field, and who demonstrate a commitment to the betterment of society.

As an All-America quarterback, Creighton led Kenyon (Ohio) College to its only North Coast Athletic Conference title in 1989 and was named conference player of the year after setting single-season conference records for passing yardage (2,843) and touchdowns (29). He was inducted into the Kenyon College Athletic Hall of Fame in 2008.

Creighton earned a Bachelor of Arts degree from Kenyon College in 1991 and a master's degree from Concordia (Ill.) University in 1993.

Creighton is the first active head coach to be hired at Eastern Michigan since Jim Harkema in 1983. Harkema was the head coach at Grand Valley State University (1973-82) before taking over the EMU program and leading it to its only Mid-American Conference Championship in 1987 and last bowl appearance.

Chris and his wife, Heather, have two daughters, Hallie and Kate, and a son, Luke.

Coaching Experience

2014-Present	Head Coach - Eastern Michigan University
2008-14	Head Coach - Drake University
2001-07	Head Coach - Wabash College
1997-00	Head Coach - Ottawa (Kan.) University
1993-96	Offensive Coord. - Manchester (Ind.) College
1993	Head Coach/QB - Limhamn (Sweden) Griffins
1991-92	Offensive Coord. - Concordia (Ill.) College

Year-By-Year Coaching Record

1997	Ottawa	9-2	NAIA playoffs,
			Conference title
1998	Ottawa	8-2	
1999	Ottawa	6-3	
2000	Ottawa	9-2	NAIA playoffs
			Conference title
2001	Wabash	8-2	
2002	Wabash	12-1	NCAA Div. III playoffs
			Conference title
2003	Wabash	7-3	
2004	Wabash	6-4	
2005	Wabash	11-1	NCAA Div. III playoffs
			Conference title
2006	Wabash	8-2	Conference title
2007	Wabash	11-2	NCAA Div. III playoffs
			Conference title
2008	Drake	6-5	
2009	Drake	8-3	
2010	Drake	7-4	
2011	Drake	9-2	Conference title (tie)
2012	Drake	8-3	Conference title (tie)
2013	Drake	6-5	
2014	EMU	2-10	
2015	EMU	1-11	
2016	EMU	7-5	Popeyes Bahamas Bowl

Career Records

Overall	149-72
at EMU	10-26
at Drake	44-22
at Wabash	63-15
at Ottawa (Kansas)	32-9

ROBACK RISING: Redshirt junior **Brogan Roback** has put up gaudy numbers in his nine appearances this season, totaling six starts. He finished the regular season with 193 completions for 2,394 yards and 16 touchdowns. He had five 300+ yard games and a season-high of 468 yards. For his efforts, he was named MAC West Offensive Player of the Week three times. For his career, he has 5,463 yards and 36 passing touchdowns, which ranks fourth and third all-time in program history, respectively, while his 474 completions rank fourth as well.

HISTORIC OFFENSIVE SEASON: The Eastern Michigan offense attained one of the biggest offensive seasons in its history in 2016. The team set the single season record for total offense (5,447), passing offense (3,549), total points (365), touchdown passes (23), and extra points (40), while finishing second in total plays (914), completions (283), and first downs (275) and third in total touchdowns (45).

CALIFORNIA BOWL REWIND: The then-Hurons faced tough odds to defeat the Spartans of San Jose State, as EMU entered the contest as 17-point underdogs. **Jim Harkema's** "Road Warriors" squad overcame the odds as they knocked off SJSU, 30-27. The EMU offense ground out 212 yards rushing, including 130 yards from game MVP **Gary Patton**. The EMU defense also rose to the occasion, holding San Jose State to just 81 yards rushing.

BAHAMAS CONNECTION: Former EMU women's track star **Sevatheda Fynes**, a native of the Bahamas, donned the Green and White during the mid-90's. As an Eagle, Fynes posted program records in the 60m and 200m indoor races, as well as the 100m and 200m outdoor events during her career. After her time at EMU, Fynes won an Olympic silver medal in the 4x100 relay at the 1996 games in Atlanta, Ga. before securing an Olympic gold medal in the 4x100 relay for her native country in the 2000 summer games in Sydney, Australia.

SEVEN EAGLES EARN ALL-MAC HONORS FROM PHIL STEELE: The EMU football team had seven of its student-athletes named to Phil Steele Postseason All-Mid-American Conference Teams, announced Dec. 12. The Eagles only had two named to the list last season. For EMU, redshirt senior defensive lineman **Pat O'Connor** led the way being named to the first team, while redshirt junior punter **Austin Barnes**, redshirt freshman placekicker **Paul Fricano**, and redshirt senior offensive lineman **Cole Gardner** were each named to the second team. In addition, redshirt sophomore defensive lineman **Jeremiah Harris**, senior defensive back **DaQuan Pace**, and redshirt senior offensive lineman **Andrew Wylie** all garnered All-MAC Third Team honors.

NEW RECEIVERS THRIVING: This season, EMU's five leading receivers are all newcomers. A trio of JUCO receivers have found success donning the Green and White, as juniors **Sergio Bailey II**, **Antoine Porter**, and **Johnnie Niupalau** have totaled 799, 491, and 328 receiving yards, respectively, on the season. Additionally, redshirt freshmen **Nigel Kilby** and **Dieuly Aristilde** have been stellar catching the ball, as they currently have the third and fourth-most receiving yards this year with 437 and 412, respectively. The five players have also combined to catch 19 of EMU's 23 touchdown passes on the season.

ROAD GRADERS: The offense gets its start up front from the experienced offensive line, which has 166 combined starts under its belt. The group has combined to allow the 12th-fewest sacks in the nation, as well as the second fewest tackles for loss. Anchoring the line are four redshirt seniors who have combined to make 141 of the starts, including **Andrew Wylie** (45), **Jake Hurcombe** (36), **Cole Gardner** (31), and **Darien Terrell** (29).

INSIDE THE WINS: The Eagles have posted wins over Mississippi Valley State, Charlotte, Wyoming, Bowling Green, Ohio, Ball State, and Central Michigan. Together, those teams combined for a 35-50 record, while Wyoming and Ohio both finished 8-5 on the year and won their conference's division.

O'CONNOR THE SACK KING: Senior **Pat O'Connor** finished the regular season at 19.5 sacks for his career, making him the program leader since 1998. Former Eagle **Kevin Howe** previously set the record with 17.5 from 2003-06. O'Connor's eight sacks rank 38th in the nation and fourth in the MAC.

PAUL OF DUTY: Redshirt freshman **Paul Fricano** broke the program record for the most PAT's made in a single-season with 40. Fricano finished 40-of-41 this season on extra point opportunities. Fricano is 17-of-22 on field goals, which ranks him 49th in the nation in field goal percentage (5th MAC), as well as 25th in field goals per game (2nd MAC). In all, his 91 points rank third in a single-season for EMU all-time.

O'VERTAKING THE CHARTS: If **Pat O'Connor** and **Chris O'Risky** play in EMU's bowl game, Dec. 23, they will have played in their 49th career game. Additionally, the duo will become the program record holders in game played, having played in more than any other Eagle.

EMU Record Book

EMU Career Passing Yardage

1.	Walter Church (1996-2000)	9,142
2.	Charlie Batch (1994-97)	7,592
3.	Andy Schmitt (2006-09)	5,867
4.	**Brogan Roback (2013-Pres.)**	**5,108**
5.	Matt Bohnet (2004-05)	4,988
6.	Ron Adams (1984-87)	4,757
7.	Alex Gillett (2009-12)	4,448

EMU Career Touchdown Passes

1.	Charlie Batch (1994-97)	53
2.	Walter Church (1996-2000)	43
3.	Matt Bohnet (2004-05)	35
4.	Alex Gillett (2009-12)	35
5.	**Brogan Roback (2013-Pres.)**	**34**
t6.	Bob Middlekauff (1951-53)	33
t6.	Andy Schmitt (2006-09)	33

EMU Career Pass Completions

1.	Walter Church (1996-2000)	807
2.	Andy Schmitt (2006-09)	607
3.	Charlie Batch (1994-97)	579
4.	Matt Bohnet (2004-05)	488
5.	**Brogan Roback (2013-Pres.)**	**448**

EMU Career Rushing Yards

1.	Gary Patton (1984-87)	3,497
2.	Mike Strickland (1972-74)	3,234
3.	Anthony Sherrell(2002-05)	2,888

EMU Career Receiving Yardage

1.	Eric Deslauriers (2003-06)	3,250
2.	Kevin Walter (1999-2002)	2,838
3.	Jermaine Sheffield (1997-99)	2,043

EMU Career Tackles

1.	Reese McCaskill (1992-95)	450
2.	Daniel Holtzclaw (2005-08)	437
3.	Scott Russell (1988-2001)	423
4.	Jeff Bixler (1972-75)	375
5.	David Marshall (1979-83)	360
6.	Kenny Philpott (1998-01)	357

EMU Career Kickoff Return Yardage

1.	Tyler Allen (2011-14)	2,664
2.	Trumaine Riley (2003-06)	2,541
3.	Steve Clay (1992-95)	1,772
4.	Corey Welch (2008-11)	1,704
5.	Dontayo Gage (2006-09)	1,587
6.	Clarence Chapman (1973-76)	1,278

Single-Game Records

Total Plays		
1.	Andy Schmitt (Nov. 28, 2008)	89
2.	Andy Schmitt (Nov. 22, 2008)	85
3.	**Brogan Roback (Nov. 8, 2016)**	**79**

Total Offense-Yards		
1.	Andy Schmitt (Nov. 28, 2008)	554
2.	Reginald Bell (Nov. 22, 2014)	510
3.	**Brogan Roback (Nov. 8, 2016)**	**509**
4.	Andy Schmitt (Nov. 22, 2008)	504

Passing Yardage		
1.	Andy Schmitt (Nov. 28, 2008)	516
2.	Andy Schmitt (Nov. 22, 2008)	484
3.	**Brogan Roback (Nov. 8, 2016)**	**468**

Touchdown Passes Thrown		
1.	Kainoa Akina (Nov. 24, 2001)	6
t2.	Tyler Benz (Oct. 20, 2012)	5
t2.	Andy Schmitt (Nov. 28, 2008)	5

Touchdowns Scored		
t-1.	Accomplished 13 times	4
	Most recent Bronson Hill (Oct. 13, 2012)	

Passes Caught		
1.	Tyler Jones (Nov. 28, 2008)	23
2.	Kenny Christian (Sept. 23, 2000)	20
3.	Jacory Stone (Nov. 22, 2008)	18
	Tyler Jones (Nov. 22, 2008)	18

Receiving Yardage		
1.	Ontario Pryor (Oct. 19, 1996)	241
2.	Kevin Walter (Oct. 5, 2002)	225
3.	Eric Deslauriers (Oct. 9, 2004)	209

Rushing Attempts		
t-1.	Anthony Sherrell (Nov. 8, 2003)	43
	Anthony Sherrell (Nov. 15, 2003)	43

Rushing Yardage		
1.	Larry Radcliff (Oct. 16, 1973)	291
2.	Bronson Hill (Oct. 13, 2012)	283
t-3.	Larry Radcliff (Oct. 2, 1971)	251
t-3.	Ime Akpan (Sept. 28, 2002)	251

Field Goals Made		
t-1.	Accomplished seven times	4
	Most recent Andrew Wellock (Nov. 12, 2005)	

MICHIGAN MAC SCHOOLS MAKE HISTORY: For the first time ever, all three Michigan-based Mid-American Conference schools are headed to a bowl game. Eastern Michigan, alongside Western Michigan and Central Michigan, boast a combined record of 26-11 this season.

EARNING THE EIGHTH: The Eagles head into their first bowl game in nearly three decades in search of their eighth win of the season, currently posting a 7-5 overall record. Eastern Michigan has not posted eight wins in a season since 1987, when EMU finished the season 10-2 under **Jim Harkema**. If the Eagles were to defeat ODU, it would be just the seventh time in EMU's 125-year history that the Green and White have posted eight-or-more wins in a season all-time.

Prior to the Bahamas Bowl, no EMU team has ever played 13 games in a single-season.

MOODY EARNS PFF SECOND TEAM ALL-AMERICAN HONORS: Sophomore **Justin Moody** was named a Second Team All-American on special teams by *Pro Football Focus*. Moody played in 11 games for EMU but made a statement on special teams. The Richmond, Va. native finished the year with 49 tackles (30 solo, 19 assist) to go along with 1.5 tackles for a loss of three yards. Of those 49 stops, 12 occurred while playing special teams. Moody recorded 10 takedowns on kickoffs and two more on punt returns. In addition, Moody also returned four kickoffs for the Eagles for a total of 71 yards. His longest return was a 27-yarder in a road victory over eventual Mid-American Conference East Division champion Ohio University, Oct. 15.

2,000-AND COUNTING: Redshirt junior quarterback **Brogan Roback** surpassed the 2,000-yard passing mark this season following a 184 yard performance against Northern Illinois, Nov. 16. The Toledo, Ohio native is the first EMU signal-caller since **Walter Church** to throw for 2,000-or-more yards in consecutive seasons. Church tossed for 2,650 yards during the 1998 campaign before following it up with 2,015 in 1999. Roback has 2,039 yards via the air this season after posting 2,304 in 2015.

In total, Roback becomes just the third EMU signal-caller to throw for more than 2,000-yards in multiple seasons. Church did so three times, while **Charlie Batch** managed the feat in 1995 and 1997.

HUGE HANDS HARRIS: Redshirt sophomore **Jeremiah Harris** recorded his second blocked field goal attempt of the season and in his career. The block came in the first quarter of the game against Northern Illinois, Nov. 16. The Eagles held a 7-0 lead when the 36-yard attempt was blocked, and the offensive drive would result in an eight play, 80-yard touchdown drive for the Eagles. Harris' first block came on Sept. 23 versus Wyoming, getting his hands on a 22-yard attempt to try and tie the game at 20 late in the third quarter. He is one of just 29 players in the FBS to block multiple kicks this season.

ROBACK IS MR. 5,000: Redshirt junior **Brogan Roback** is the fourth quarterback in program history to surpass 5,000 yards passing in a career. After entering the NIU game with 4,924 yards, Roback threw for 184-yards on 17 completions, compiling 5,108 career yards through the air, and 34 passing touchdowns. Roback leads the team with 2,394 yards on 193 completions and 16 touchdowns this season.

Future Non-Conference Football Schedules

2017		
Sept.	**2**	**CHARLOTTE**
Sept.	9	at Rutgers
Sept.	30	at Kentucky
Oct.	14	at Army
2018		
Aug.	**31**	**MONMOUTH**
Sept.	8	at Purdue
Sept.	22	at San Diego State
Oct.	**27**	**ARMY**
2019		
Aug.	31	at Coastal Carolina
Sept.	**7**	**KENTUCKY**
Sept.	14	at Illinois
Sept.	**28**	**SAN DIEGO STATE**
2020		
Sept.	5	at Kentucky
Sept.	**12**	**COASTAL CAROLINA**
Sept.	26	at Missouri
Oct.	17	at Army
2022		
Sept.	17	at Arizona State

"Our goal was to bring excitement to 'The Factory' and to create opportunities for our fans to travel with us to some destination locations on the road. We must also balance our schedule with games at 'Power Five' schools and we are excited to face three Big Ten opponents on the road. Moreover, we are thrilled to welcome our first SEC opponent to Ypsilanti in 2019, when we begin a home-and-home series with Kentucky." - EMU Vice President and Director of Athletics **Heather Lyke**.

Eastern Michigan has reevaluated its overall non-conference scheduling philosophy for football. An emphasis has been placed on securing home-and-home series with other members of the so called "Group of Five" which includes the American Athletic Conference, Conference USA, the Mountain West Conference, and the Sun Belt Conference. In addition, the Eagles will still play one road contest versus a "Power Five School" which includes members from the Atlantic Coast Conference, the Big Ten Conference, the Big 12 Conference, the Pacific 12 Conference, and the Southeastern Conference.

ELECTRIC ERIKSEN: Redshirt sophomore **Ian Eriksen** had a career high game, rushing for 174-yards on 30 carries and two touchdowns in the loss to Northern Illinois, Nov. 16. He also led the team in receiving in this game with four receptions for 48-yards. It was his third 100-yard rushing game of the season and in his career, and the second consecutive game of over 100-yards on the ground.

AUSTIN BARNES NAMED SEMIFINALIST FOR RAY GUY AWARD: Redshirt junior punter **Austin Barnes** was named a semifinalist for the 2016 Ray Guy Award, which honors the nation's top collegiate punter, the Augusta Sports Council announced Nov. 11. The 10 candidates were voted on by a national body of sports writers, coaches, and sports information directors.

BOMBS AWAY BARNES: Redshirt junior **Austin Barnes** was successful punting the ball for the Eagles this season. The Ray Guy semifinalist punted the ball 60 times for an average of 43.73 yards and a career-long of 61 yards. He pinned opponents inside the 20 yard line, 27 times, and had 18 kicks of 50+ yards. His season average ranked 22nd in the country and second in the MAC. His average of 50.0 against Bowling Green, Oct. 1 was an EMU single-game record, while his season average broke the 36-year single-season record. Currently, Barnes ranks second in career average (42.6), while his 7,548 career yardage ranks seventh all-time.

BUMPING UP THE WINS: With seven wins this season, the Eagles have produced more wins than the previous four years combined. Last year, EMU won one game, while the squad won two apiece in the 2012, 2013 and 2014 seasons.

FOCUSING ON THE FUMBLES: EMU's 13 fumble recoveries this season rank them fifth in the country and of course tops in the MAC. Senior **Pat O'Connor** leads the way with four forced fumbles, which is good for fourth in the nation and first in the MAC. Redshirt sophomore **Jeremiah Harris** is next with three and is ranked 28th in the nation (third in the MAC).

WINNING THE TURNOVER BATTLE: Eastern tied the turnover battle, 1-1, against Central Michigan, Nov. 22. In total, Eastern holds a 24-21 TO advantage with a safety, 10 interceptions, and 13 fumble recoveries. Not only is the squad getting the ball back, but it is taking advantage of it and putting points on the board. EMU has turned its 24 turnovers into 85 points, including 11 touchdowns.

CLUTCH ON FOURTH DOWN: EMU has converted on 6-of-10 fourth down tries this season, which ranks 10th in the nation and second in the MAC.

THE DIFFERENCE A YEAR MAKES: In its first season under new defensive coordinator **Neal Neathery** and his 4-2-5 scheme, Eastern Michigan has seen remarkable improvement in its overall defense. Through 12 games this season, EMU has allowed 5,2318 total yards (435.9 per game). Last season, the Eagles had allowed 6,231 yards (519.2 per game). EMU's defense ranks 87th in the country and eighth in the MAC.

EFFICIENT IN THE RED ZONE: Both sides of the ball have got it done this season within the 20 yard lines. The offense has scored on 90.4 percent of its red zone opportunities, which is 19th in the nation and third in the MAC, while the defense has only allowed scores on 82.3 percent of red zone possessions, good for 58th in the nation and fourth in the conference.

COMEBACK KIDS: The 21-point, come-from-behind win over Ball State, Nov. 8, tied the largest deficit overcome by an EMU team in program history. EMU previously came back from 21 points down in 2010 when the Eagles defeated Ball State in overtime at Scheumann Stadium, which also marked the last time EMU defeated BSU.

	Deficit	Final Score	Opponent	Date
1.	21 (28-7)	W, 48-38 OT	at Ball State	10-16-10
	21 (21-0)	***W, 48-41***	***at Ball State***	***11-8-16***
3.	20 (32-12)	W, 39-32	vs. Northern Illinois	11-11-00

ROBACK IN THE CLUTCH: Not only did EMU's 21-point come-from-behind victory over Ball State, Nov. 8, tie the program record for the largest in program history, it also marked the third fourth-quarter game-winning drive by redshirt junior **Brogan Roback**. The Toledo, Ohio native marched the Eagles down the field with 1:37 ticks left on the clock, completing 6-of-7 attempts on the drive to set the Green and White up with first and goal with 34 seconds remaining. Redshirt sophomore **Ian Eriksen** punched it in from the one yard line and Roback found junior **Sergio Bailey II** for the two-point conversion, lifting EMU to a 48-41 victory.

OFFENSIVE EXPLOSION: The Eagle offense came alive in the 48-41 win over Ball State, Nov. 8. The Eagles sprung for 622 yards of total offense, including 468 through the air and 154 on the ground. It was the fourth-highest total offensive effort from EMU in program history, and the most since 2012. The 35 first downs were also the second-most in program history behind the 38 against Central Michigan in 2008.

Team Single-Game Records

Points		
1.	vs. Eastern Illinois (Oct. 27, 1956)	65
2.	at Akron (Nov. 24, 2001)	62
3.	vs. CMU (Nov. 6, 2004)	61
	vs. Mississippi Valley (Sept. 2, 2016)	**61**
5.	vs. Ball State (Nov. 14, 1970)	60

Total Offense		
1.	vs. Indiana State (Aug. 28, 2008)	637
2.	vs. Akron (Oct. 18, 1997)	632
3.	vs. Toledo (Oct. 13, 2012)	624

Total Rushing Yards (Net)		
1.	vs. Indiana State (Aug. 28. 2008)	413
2.	vs. UW-Milwaukee (Oct. 24, 1970)	410

First Downs		
1.	vs. Central Michigan (Nov. 28, 2008)	38
2.	**at Ball State (Nov. 8, 2016)**	**35**
3.	at Central Michigan (Oct. 19, 1996)	33

Extra Points Converted		
1.	at Akron (Nov. 24, 2001)	8
	vs. Central Michigan (Nov. 28, 2008)	8
	vs. Mississippi Valley (Sept. 2, 2016)	**8**
2.	vs. Indiana State (Aug. 28. 2008)	7

More Career Records-Individual

EMU Career Total Plays (Pass and Rush)		
1.	Walter Church (1996-00)	1,657
2.	Andy Schmitt (2005-09)	1,210
3.	Charlie Batch (1994-97)	1,179
4.	Alex Gillett (2009-12)	1,166

EMU Career Yards (Passing and Rushing)		
1.	Walter Church (1996-00)	8,628
2.	Charlie Batch (1994-97)	7,715
3.	Alex Gillett (2009-12)	6,836
4.	Andy Schmitt (2005-09)	6,745

EMU Career Receptions		
1.	Eric Deslauriers (2003-06)	248
2.	Kevin Walter (1999-02)	211
3.	Jacory Stone (2006-2009)	178

EMU Career Receiving Yards		
1.	Eric Deslauriers (2003-06)	3,250
2.	Kevin Walter (1999-02)	2,838
3.	Jermaine Sheffield (1997-99)	2,043
4.	Steve Clay (1992-95)	1,846
5.	Jacory Stone (2006-09)	1,836
6.	Tom Parm (1976-79)	1,711

MAC Bowl Tie-ins

Raycom Media Camellia Bowl
(Montgomery, Ala.; vs. Sun Belt)
Dec. 17, 5:30 p.m.

Miami Beach Bowl
(Miami, Fla.; vs. American)
Dec. 19, 2:30 p.m.

Famous Idaho Potato Bowl
(Boise, Ida.; vs. Mountain West)
Dec. 22, 7 p.m.

Popeyes Bahamas Bowl
(Nassau, Bahamas; vs. C-USA)
Dec. 23, 1 p.m.

Dollar General Bowl
(Mobile, Ala.; vs. Sun Belt)
Dec. 23, 8 p.m.

*Secondary bowl backup in San Diego County Credit Union Poinsettia Bowl

CONDUCTING THE OFFENSIVE MACHINE: Redshirt junior **Brogan Roback** continued his stellar season with his best game as an Eagle yet in the 48-41 win over Ball State, Nov. 8. The Toledo native threw for a career-high 468 yards on 37-of-71 passing, both of which were career-highs as well, and three touchdown. The 37 completions ranked fourth in a single game all-time, while 71 attempts were third in a single-game all-time. It was the third-most passing yards in a game in program history, and the most since **Andy Schmitt** set the program record with 516 in 2008. The dual-threat QB also got it done on the ground, with a career-high tying 41 yards on eight rushes, as well as his fourth career rushing score. The 468 yards were the 22nd most by an FBS player in a single game this season and the second most by a MAC player. For his efforts, he was named the MAC West Division Offensive Player of the Week for the second time this season.

ROAD KILL: With the 48-41 win over Ball State, Nov. 8, Eastern Michigan picked up its fourth road victory of the season, the first time EMU has accomplished this feat since 1987. That year, EMU won away from home against Miami, Kent State, Western Michigan, and Toledo on their way to a 10-2 season and a California Bowl victory.

PACE WITH THE PICKS: Senior **DaQuan Pace** had two crucial interceptions in the 48-41 win over Ball State, Nov. 8. His first came in the end zone in the fourth quarter to halt a Ball State drive, while his second came at the end of the game to seal the victory. They were just the third and fourth INTs of Pace's career, who is the EMU all-time leader in passes broken up.

BUSCHMAN'S BIG DAY: Redshirt junior **Dan Buschman** had the best day of his Eastern career in the 48-41 win over Ball State, Nov. 8. The tight end had two touchdown catches, totaling 31 yards, which were the first two TD catches of his career. Prior to the game, Buschman had just six catches for 103 yards.

DEFENSE MAKING THE STOPS: Despite giving up 41 points in the win over Ball State, Nov. 8, the defense did not allow a third down conversion until late in the fourth quarter, and held the Cardinals to just 2-of-13 on third downs in the game. The nine punts forced was a season-high for the Eagles.

DROPPING DIMES WITH DIEULY: Redshirt freshman **Dieuly Aristidle** had a breakout game against Miami, Oct. 29, hauling in seven catches for a career-high 193-yards and a score. Aristidle's performance placed him in ninth all-time in the EMU record books for receiving yards in a single game, and it was the most amount of receiving yards for an EMU player since Oct. 9, 2004. Overall, the 193 yards also ranks 25th most in a single-game this season and second-best among MAC wide receivers. Coming into the game, he had just one reception for 20 yards, and now he holds the longest touchdown reception of the season at 75 yards, which was also his first career touchdown. It was the most single-game receiving yards this season for any EMU receiver.

TURNING OVER THE BRONCOS: The Eagles did something no one else has done against No. 20 Western Michigan, Oct. 22, and that was force multiple turnovers on the nationally ranked Broncos. Redshirt sophomore **Jeremiah Harris** had a strip sack in the first quarter, which was recovered by sophomore **Kwanii Figueroa**. It was the second fumble lost by WMU this season. Later in the game, EMU intercepted the first pass of Western's season when redshirt sophomore **Ross Williams** undercut a throw down the middle for the first INT of his career. They were just the second and third TOs of the year for Western.

PUTTING THE PRESSURE ON: When the Eagles took a 17-14 lead in the second quarter against No. 20 Western Michigan, Oct. 22, it was the first time Western had trailed at home in four games this season.

CLUTCH ON FOURTH DOWN: In the game against No. 20 WMU, Oct. 22, Eastern converted on all three fourth down tries, including one that turned into a 29-yard touchdown from **Brogan Roback** to **Antoine Porter**. It was the first fourth down conversion for EMU since the season opener against Mississippi Valley State.

NOT BACKING DOWN AGAINST THE BRONCOS: With the 45-31 defeat at the hands of No. 20 Western Michigan, Oct. 22, the 14-point loss was the closest margin of defeat for EMU against a ranked opponent in 13 tries. The previous low margin of defeat for EMU was 16 when they lost 23-7 to No. 21/20 Michigan State, Sept. 22, 2012. It was also the most points scored against a ranked squad, bettering the 22 put up by EMU last year at No. 9/8 LSU, Oct. 3, 2015.

OFFENSIVE LINE SHINES: The EMU offensive line did not yield a sack against No. 20 Western Michigan. Oct. 22. It was the fourth game EMU has kept the QB clean on the day.

VICTORY IN ATHENS: With the win against Ohio, Oct. 15, the Eagles picked up their first road victory against Ohio since 1994. It was also just the fifth time that EMU has defeated the Bobcats in Athens.

CAREER DAY FOR ROBACK LEADS TO CO-OFFENSIVE PLAYER OF THE WEEK HONORS: Redshirt junior **Brogan Roback** had a career day against Ohio, Oct. 15, passing for a career-best 347 yards on a record 29 completions and three touchdowns, all coming in the second half. It was the fifth three-touchdown performance of his career, and the second of the season. It was the second 300+ yard passing game of Roback's career and it was tied for the 26th best single-game passing performance in program history. For his efforts, he was named a Manning Award Star of the Week as well as the MAC West Division's Co-Offensive Player of the Week for the period ending Oct. 15. It marked the first weekly award of his career and the fifth league accolade by an Eagle this season.

BEST START SINCE 1995: With the 27-20 victory at Ohio, the Eagles moved to 5-2 on the season, their best start since the 1995 campaign.

ROAD VICTORIES: With the victory at Ohio, the Green and White picked up their third consecutive road victory for the first time since 1967. That year, EMU defeated Eastern Illinois, Case Western, and Ferris State on the road. Eastern will next attempt to win its fourth consecutive road game, which has not occurred since 1955 when the team bested Baldwin-Wallace, Western Illinois, Eastern Illinois, and Northern Illinois.

PACE WITH THE PICK: Senior **DaQuan Pace** had a solid game against the Ohio Bobcats, Oct. 15, picking up a clutch interception in the second quarter to halt an Ohio drive. The INT was his first of the season and the second of his career. He also had another pass breakup to increase his career total to 23, which is the EMU record for breakups since 1998.

SECOND HALF OFFENSIVE TURNAROUND: The EMU offense opened the contest against Ohio with a quick 12 play, 77-yard drive to put three points on the board. However, the offense then could not find a rhythm for the remainder of the half, going three-and-out four of the next six drives with a turnover and missed field goal. Following the half, the Eagles were able to make some crucial adjustments, and went on to score on all four of its second half drives, totaling 24 points. The successful drives were bolstered by EMU going 6-for-8 on third downs in the second half alone.

NEW EAGLES SEE ACTION: A pair of Eagles made their debuts in the team's victory over Ohio, Oct. 15. Both freshman **Willie Parker** and redshirt freshman **Dieuly Aristilde** donned the Green and White for the first time in Athens. So far this year, 35 newcomers have seen the field for EMU.

RALLYING TO RYNEARSON: After starting the season 4-1, the best start for the Eagles since 1995, EMU drew its 10th largest crowd in stadium history against Toledo, Oct. 8, with 21,412 on the 96th EMU Homecoming.

SPEARMAN STOPS: Eastern Michigan redshirt senior linebacker **Ike Spearman** led the Eagles defensively against Toledo, Oct. 8. Spearman tied for the team-lead with 11 tackles (3 solo, 8 assisted) against the Rockets. The 11 stops marked a season-best for the Saint John, Ind. native and marked his most since Nov. 9, 2013 when he posted 13 tackles in EMU's win over Western Michigan.

GETTING TO THE QUARTERBACK: Sophomore **Kwanii Figueroa** recorded the first sack of his career against Toledo, Oct. 8. It was just the third sack given up by Toledo this year, and his fifth total tackle of the season.

KILBY NAMED TO THE JOHN MACKEY AWARD MIDSEASON WATCH LIST: The John Mackey Award has named redshirt freshman **Nigel Kilby** to its midseason watch list, announced Oct. 12. The first-year tight end is one of 30 Division I tight ends named to the list.

Of the 30 members of the watch list, Kilby is the only freshman to be named to it and is one of just three underclassmen. He is also one of four MAC tight ends to be considered for the honor.

MADE IN MICHIGAN: The 2016 EMU squad boasts 38 players that hail from the Great Lakes State, 21 more than the next closest state.

KILBY NAMED JOHN MACKEY TIGHT END OF THE WEEK: The John Mackey Award named redshirt freshman **Nigel Kilb**y as its Tight End of the Week, Oct. 5. The first-year tight end had a career game in EMU's 28-25 win over Bowling Green State University, Oct. 1. Kilby finished the contest as EMU's leading receiver, notching career-highs with 92 yards on five receptions and a crucial touchdown, which gave EMU a 21-10 lead. This weekly honor was started in 2004 to draw attention to individual play by tight ends during the active season.

EMU RECEIVES VOTE IN THE AMWAY COACHES POLL: EMU received one point in the Oct. 2 release of the Amway Coaches Poll after its 4-1 start to the 2016 season. The Eagles were one of 25 teams outside the top 25 that received votes. The poll is made up of 64 Football Bowl Subdivision head coaches from around the country and all are members of the American Football Coaches Association.

The recognition marks the first time since 1987 that Eastern Michigan has received votes in a national poll. EMU collected 18 points in the final release of *The Associated Press* rankings following the then-Huron's 30-27 upset of San Jose State in the California Bowl. Should the poll have carried out further, EMU would have been ranked 31st behind Texas (26), Indiana (27), Pittsburgh (28), Wyoming (29), and Penn State (30).

MILESTONE VICTORY OVER THE FALCONS: With EMU's 28-25 win over Bowling Green, Oct. 1, the Eagles defeated BGSU for the first time since 2008. Furthermore, the win was EMU's first MAC-opening road win since the 2005 season, which also represents the last time EMU recorded two road wins in the same season, with victories at Central Michigan, Sept. 24, and at Buffalo, Nov. 19.

SETTING THE PACE: With his two pass breakups against Bowling Green, Oct. 1, senior **DaQuan Pace** is now the EMU record holder since the stat began being tracked for EMU in 1998. He passed former Eagle **Jerry Gaines** who had 18 from 2001-04.

TURNER TOPS 100: Redshirt freshman **Breck Turner** broke the 100-yard plateau for the first time in his career, Oct. 1, against Bowling Green. Turner ran for a career-high 107 yards on 17 carries, including a touchdown. Eclipsing the century mark, Turner became the third different Eagle to rush for 100+ yards this season, joining **Ian Eriksen** and **Shaq Vann**.

TRICKERY PAYS OFF: The Eagles reached into their bag of tricks against the Falcons, Oct. 1, setting up a score. **Brogan Roback** took the snap and immediately tossed a screen pass to Isaac Holder who then fired a 64-yard strike downfield to **Nigel Kilby**. Holder's 64-yard completion was the longest play of the game and marked the longest pass by a non-QB since **Josh LeDuc** tossed a 71-yard completion in 2010.

HOLDER OF MANY TRADES: Redshirt freshman **Isaac Holder** showed off some of his versatility in the 28-25 win over Bowling Green, Oct. 1. The former high school quarterback completed a 64-yard pass on a trick play to set EMU up in the redzone. On the very next play, the current wide receiver caught his first career TD on an eight-yard reception from **Brogan Roback**.

PASS BREAK UPS: Eastern Michigan's defense stepped up in EMU's 28-25 win over BGSU, especially in the passing game. The Green and White defense totaled 12 pass break ups on the night, the most this season. In fact, the dozen of denials equaled the number the Eagles had accumulated through the first four games of the season, pushing their season total to 24. **Jason Beck**, **DaQuan Pace**, and **Mike Brown** each recorded two in the victory, while six other players added one apiece.

COLE GARDNER NAMED A SEMIFINALIST FOR NFF CAMPBELL TROPHY: Redshirt senior offensive lineman **Cole Gardner** is one of 156 individuals nominated for this year's William V. Campbell Trophy. The Campbell Trophy is recognized as college football's premier scholar-athlete award. Gardner is pursuing his master's degree in business administration at EMU after graduating in April with a 3.46 GPA in supply chain management.

HARRIS SELECTED MAC WEST DEFENSIVE PLAYER OF THE WEEK: In an attempt to tie the game in the third quarter, Wyoming tried a 22-yard field goal, but it would be blocked by **Jeremiah Harris** to keep the Eagles in the lead, 20-17. The last time an Eagle blocked a field goal was against Northern Illinois on Oct. 25, 2014, when **Willie Creear** and **Mike Steals** got a block. Harris was all over the field for the Eagles, forcing a quarterback hurry and blocking a pass at the line of scrimmage in addition to making the momentum shifting block. For his efforts, he was named the MAC West Division Defensive Player of the Week for the period ending Sept. 24. It was the first weekly award of his career.

21 YEARS AGO TO THE DAY: With the win over Wyoming, Sept. 23, Eastern Michigan's overall record moved to 3-1, the best start to a season for EMU since the 1995 campaign. In that season, Eastern Michigan beat Ohio, 31-20, Sept. 23. To put that in perspective, just 32 players on the current roster were born when the Eagles defeated the Bobcats, Sept. 23, 1995. **Johnnie Niupalau**, the oldest Eagle on the squad, was two years, 10 months, and 27 days old the last time EMU opened the season 3-1. Meanwhile the youngest player, **Tyler Lyle**, was not born until three years and 34 days after the Eagles secured the win, as he was born on Oct. 27, 1998.

NO NONSENSE IN THE NON-CONFERENCE: With the 3-1 mark in non-conference play this season, EMU put up its best mark in those games since they first played a four-team non-conference schedule in the 2000 season. In addition, EMU posted two wins over FBS opponents in non-conference play this year, the first time Eastern has done that since 1987 when Eastern defeated Northern Illinois, 32-31, and San Jose State in the California Bowl, 30-27.

BRECK TURNER BREAKING THROUGH: After accumulating just 28 yards in his first three games at EMU, redshirt freshman **Breck Turner** broke through against Wyoming, Sept. 23. Turner broke free for a 50-yard touchdown run which helped spark EMU to a come-from-behind 27-24 win. It was the first TD of his young EMU career, and was also his new career-long rush.

CALHOUN IN THE CLUTCH: "True" freshman **Vince Calhoun** had the biggest game of his young Eagle career against Wyoming, Sept. 23. The Middletown, Ohio native had a career-high eight tackles, including five solo stops, while also forcing a fumble and picking up his first career interception. The pick came late in the fourth quarter and helped seal the 27-24 win for the Eagles. For his efforts, he was selected the College Sports Madness' MAC Defensive Player of the Week.

ROBACK DIRECTS ANOTHER GAME WINNING DRIVE: Seeing his first action of the 2016 season, redshirt junior **Brogan Roback** was immediately tossed into a pressure situation, with his team down four points in the fourth quarter against Wyoming, Sept. 23. Starting with the ball on Wyoming's 47 and 2:37 left on the clock, Roback orchestrated a five-play drive for the game-winning score. It was the third game-winning drive Roback has been a part of in his EMU career. Previously, the Toledo native helped lead the Eagles to victory against Western Michigan in 2013 and Morgan State in 2014.

FRICANO AGAIN NAMED MAC WEST DIVISION SPECIAL TEAMS PLAYER OF THE WEEK : Redshirt freshman kicker **Paul Fricano** was named the Mid-American Conference West Division Special Teams Player of the Week for the period ending Sept. 17. It marks the second time in the last three weeks that the Rochester, N.Y. native has won the award. Fricano had a perfect game against the Charlotte 49ers from a kicking perspective. Fricano was a perfect three-of-three with field goals of 22, 30, and 36 yards, while he was also four-of-four on PATs. With his kick from 36 yards out, Fricano set a new career-best.

HIGH PERCENTAGE PASSING: In Eastern's road win against the 49ers of Charlotte, Sept. 17, quarterback **Todd Porter** had a very effective day passing the ball. Porter managed to finish the game 24-of-31 passing, marking a completion percentage of 77.4 percent. This figure is the highest completion percentage for an Eagle QB since 2008.

PICKS FOR PICKETT: Sophomore **Jaylen Pickett** had a career day against the Charlotte 49ers at linebacker. The Zephyrhills, Fla. native secured two interceptions on the day, which were the first two for the squad this season. He was also able to return one of those for a touchdown, marking the first time since last season against Central Michigan, Nov. 27, that EMU had a pick six. Overall, the pair of picks was the 11th time that the Green and White have accomplished the feat since 1999. Most recently, **Jermaine Jenkins** nabbed two interceptions against Indiana State in 2008.

STRANGE KICKOFF GOES VIRAL: In the Eagles' road win in Charlotte, the Eagles had a very bizarre kickoff at the 3:51 mark in the third quarter. After **Jaylen Pickett** returned an interception for a touchdown, the 49ers were called for multiple personal foul penalties. After totaling the penalty yardage, the Eagles kicked off from the opponent 20-yard line. They attempted an onside kick, but UNCC recovered the ball.

OFFENSIVE ERUPTION: The Eagles' 61-14 win over MVSU saw the offense have a historic day. The Green and White rolled up 61 points, the most scored since 2004. Meanwhile the margin of victory (47) was the largest in a season opener since 2008.

4-2-5 EQUALS SUCCESS: EMU only allowed 201 yards of total offense against MVSU in the debut game of new defensive coordinator **Neal Neathery** and his 4-2-5 system. That marked the fewest yards allowed in a game in the **Chris Creighton** era, which eclipsed the previous career-low by 166 yards. Additionally, it marked the first time EMU had held an opponent to 14 points-or-less since Oct. 22, 2011, when EMU hung on for a 14-10 win over Western Michigan.

STOUT RUN DEFENSE: In addition to the Eagle offense shining in the season-opener, the defense did a fantastic job of stopping the run. The Delta Devils were only able to muster 23 yards rushing throughout the contest, which is the fifth-fewest surrendered in EMU history, and fewest rushing yards allowed since 2011.

EMU DEFENSES UNDER NEW COORDINATORS: EMU's 61-14 win over Mississippi Valley, Sept. 2, marked the first game the EMU defense was under the direction of **Neal Neathery**. In his first game in charge of the Green and White defense, Eastern held its opponent to the lowest number of yards in a defensive coordinator's debut since the 1983 season. In that year, **Greg Satanski's** squad held the Thundering Herd of Marshall to just 196 total yards.

THREE-TIME CAPTAIN: Redshirt senior **Pat O'Connor** is one of just seven active three-time captains in the FBS this season. The veteran defensive lineman joins New Mexico's Dakota Cox, Colorado's Sefo Liufau, Wake Forest's Ryan Janvion, Minnesota's Mitch Leidner, BYU's Taysom Hill, and Georgia Tech's Justin Thomas. The Chicago native is just the second three-time captain in program history, joining former quarterback **Andy Schmitt** (2007-09).

EXTRA POINT RECORD: When the Eagles scored eight touchdowns in the team's 61-14 victory over MVSU, they also had the opportunity for eight extra point attempts. **Paul Fricano** managed to knock all eight through the uprights, which tied the most in team history, and was the most since 2008. Making his collegiate debut, Fricano also nailed a 35-yard field goal to total 11 of EMU's 61 points in the opener.

SAFETY: In the third quarter against Mississippi Valley, the Eagles forced MVSU to snap the ball out of the end zone, resulting in a safety. This marked the first time since 2005 that the Green and White tallied a safety.

FIRST TOUCHDOWNS ABOUND: A total of six Eagles scored their first touchdowns in the Eagles' season-opener against MVSU, Sept. 2. In his first game behind center for the Eagles, **Todd Porter** tossed three touchdowns, with **Nigel Kilby**, **Antoine Porter**, and **Lavonte Robinson** tallying their first career receiving touchdowns. Two Eagles also notched their first career rushing touchdowns, as **Ian Eriksen** and **Blake Banham** both found the end zone for the first time.

IT'S FUN KICKING OFF THE SEASON AT HOME!: EMU improved to 74-45-5 (.617) all-time in its home opener with a 61-14 victory over Mississippi Valley State, Sept. 2. Furthermore, the Eagles are now 41-17-1 (.703) when opening the season at home. The MVSU game marked the ninth time in the last 13 years that the Eagles had opened the season at home in Rynearson Stadium.

2016 SEASON: This is the 125th year for the EMU football team. The first year of intercollegiate football in Ypsilanti was 1891, when the team posted an 0-2 record. EMU has fielded a team every year since 1891 with one exception, when the 1944 season was canceled because of World War II.

EXPERIENCED OFFENSIVE LINE: Entering the 2016 season, Eastern Michigan's offensive line was the fifth-most experienced unit in the country according to Phil Steele.

O'CONNOR BACK IN THE MIX: Senior defensive lineman **Pat O'Connor** returns after missing all of last year with a shoulder injury. Selected a captain for the third consecutive season, the Chicago, Ill. native joins former quarterback **Andy Schmitt** (2007-09) as the only players in the team's

YOUNG EAGLES: Despite the experience returning for the Eagles in terms of starts, EMU is still a young team with only 18 seniors on the 2016 roster. This marks the 25th fewest seniors in the FBS this season. Only two of EMU's opponents have fewer seniors than Eastern, Missouri and Bowling Green, while Wyoming has just as many with 18.

41st FOR THE MAC: The 2016 season marks the 41st year that the Eagles have been a part of the Mid-American Conference football championship race. EMU was admitted into the league in 1971, but a complete league schedule was not available until the 1976 season.

2016 CAPTAINS: Eastern Michigan University's football team announced its team captains for the 2016 campaign. Providing leadership for the squad will be seniors **Mike Brown**, **Cole Gardner, Pat O'Connor**, along with redshirt sophomore **Shaq Vann**.

VANN NAMED DOAK WALKER AWARD PRESEASON CANDIDATE: **Shaq Vann** was named a preseason candidate for the 2016 Doak Walker Award, which is presented annually to the nation's top college running back. Vann is one of four Mid-American Conference running backs named to the 76-man watch list. The South Bend, Ind. native is looking for a breakout season in his first year as the primary running back for EMU.

CHRIS CREIGHTON NOMINATED TO ALLSTATE AFCA GOOD WORKS TEAM: Allstate and the American Football Coaches Association announced July 13, that EMU Head Football Coach **Chris Creighton** was nominated as an Honorary Head Coach for the 2016 Allstate AFCA Good Works Team. Creighton joins Mark Dantonio of Michigan State, Willie Fritz of Tulane, Nick Saban of Alabama, and Mark Richt of Miami as the five Football Bowl Subdivision coaching nominees.

FIVE EAGLES EARN PRESEASON ALL-MAC HONORS: Eastern placed five of its players on the 2016 Athlon Sports Preseason All-Mid-American Conference Teams, the publication announced, June 15. The Eagles had three second-team honorees and two third-team selections. Redshirt seniors **Darien Terrell** and **Pat O'Connor**, as well as redshirt junior **Austin Barnes** were named second team offense, defense and special teams, respectively. Meanwhile, redshirt sophomore **Shaq Vann** and redshirt junior **Luke Maclean** were named third team offense and defense, respectively.

A CHANGE IN THE GUARD: College athletics has long been a male dominated world, but times are changing with Eastern Michigan standing at the forefront of it. The Eagles are the only school at the Football Bowl Subdivision level to boast a female athletic director (**Heather Lyke**) and a female director of sports medicine (**Jennifer Brown**).

Brown, EMU's Associate Athletics Director for Sports Medicine, is just one of eight female athletic trainers to oversee an FBS football team. She arrived in Ypsilanti in 2015 following an 11-year tenure in the Northwestern University Athletics Department where she served as the Associate Athletics Trainer. At NU, Brown worked directly with the Wildcats' football team.

TURNOVERS

Eastern Michigan Takeaways (24)

Opponent	Takeaway	Qtr.	Yrd.-Line	Result	Result of the Drive
Mississippi Valley	Fumble	1st	MVSU 22	Recovered	Touchdown
Mississippi Valley	Fumble	1st	MVSU 31	Returned 11-yards	Touchdown
Mississippi Valley	Fumble	3rd	MVSU 02	Tossed out of endzone	Safety
Missouri	Fumble	1st	EMU 02	Recovered	Punt
Missouri	Fumble	3rd	MU 45	Recovered	Touchdown
Charlotte	Interception	2nd	CHA 41	Returned 21-yards	Touchdown
Charlotte	Fumble	3rd	EMU 45	Recovered	Touchdown
Charlotte	Interception	3rd	CHAR 36	Returned 36-yards	Touchdown
Wyoming	Fumble	2nd	EMU 47	Recovered	Touchdown
Wyoming	Fumble	4th	EMU 22	Recovered	Interception
Wyoming	Interception	4th	EMU 38	Returned -2-yards	Punt
Bowling Green	Interception	2nd	EMU 00	Touchback	End of Half
Ohio	Interception	2nd	EMU 09	Returned 35-yards	Punt
Ohio	Fumble	2nd	OHIO 31	Recovered	Missed Field goal
Western Michigan	Fumble	1st	WMU 11	Returned 9-yards	Touchdown
Western Michigan	Interception	2nd	WMU 27	Returned 0-yards	Field Goal
Miami	Fumble	2nd	EMU 45	Recovered	Field Goal
Ball State	Fumble	2nd	EMU 01	Touchback	Touchdown
Ball State	Fumble	3rd	BSU 38	Recovered	Touchdown
Ball State	Fumble	3rd	BSU 49	Recovered	Punt
Ball State	Interception	4th	EMU 00	Touchback	Punt
Ball State	Interception	4th	EMU 8	Returned 15-yards	End of Game
Northern Illinois	Interception	2nd	EMU 50	Returned 17-yards	Touchdown
Central Michigan	Interception	4th	EMU 11	8 yard return	End of Game

Eastern Michigan Turnovers (21)

Opponent	Turnover	Qtr.	Yrd.-Line	Result	Result of the Drive
Mississippi Valley	Interception	2nd	MVSU 37	0 yard return	Punt
Missouri	Interception	1st	MU 30	63 yard return	Fumble
Missouri	Interception	4th	EMU 01	1 yard return	Touchdown
Charlotte	Interception	1st	CHA 36	3 yard return	Punt
Wyoming	Interception	1st	WY 34	66 yard return	Touchdown
Wyoming	Interception	1st	WY 30	25 yard return	Field goal
Wyoming	Interception	2nd	WY 29	1 yard return	Touchdown
Wyoming	Interception	4th	EMU 27	27 yard return	Touchdown
Bowling Green	Fumble	1st	EMU 31	0 yard return	Touchdown
Bowling Green	Fumble	2nd	BGSU 28	0 yard return	Punt
Toledo	Interception	4th	EMU 43	0 yard return	End of Game
Ohio	Fumble	2nd	OHIO 46	2 yard return	Field goal
Western Michigan	Fumble	1st	WMU 49	10 yard return	Touchdown
Western Michigan	Interception	2nd	EMU 41	-2 yard return	Touchdown
Miami	Interception	4th	MIA 4	0 yard return	End of Game
Ball State	Fumble	1st	EMU 25	4 yard return	Touchdown
Ball State	Fumble	1st	EMU 34	0 yard return	Touchdown
Ball State	Interception	2nd	BSU 9	0 yard return	Punt
Northern Illinois	Interception	2nd	NIU 15	6 yard return	Punt
Northern Illinois	Interception	4th	NIU 8	30 yard return	Missed Field goal
Central Michigan	Interception	1st	CMU 2	Returned 17-yards	Punt

1987 - CALIFORNIA BOWL - EMU 30, SAN JOSE STATE 27

December 12, 1987 — Bulldog Stadium
Fresno, Calif. — 24,000

Eastern Michigan	10	7	0	13	- **30**
San Jose State	7	7	7	6	- **27**

There were few observers that gave the Eastern Michigan University football team any chance of winning a battle with San Jose State University at the 1987 California Bowl.

In fact, the oddsmakers made the Big West Champion Spartans of San José State a 17-point favorite in the matchup with Mid-American Conference champion Eastern Michigan.

But Head Coach Jim Harkema's "Road Warriors" proved that desire and determination could overcome those odds as Eastern recorded a thrilling 30-27 victory.

The EMU offense ground out 212 yards rushing, including 130 yards from MVP Gary Patton in the win. The EMU defense also rose to the occasion, holding San Jose State to 81 yards rushing.



The 1987 Eastern Michigan Football Squad

SCORING SUMMARY

EMU	1st	9:39	Bob Foster 1-yard run (Tim Henneghan PAT)
SJS	1st	7:19	Kenny Jackson 6-yard run (S. Olivarez PAT)
EMU	1st	1:51	Tim Henneghan 42-yard field goal
EMU	2nd	9:00	Bob Foster 1-yard run (Tim Henneghan PAT)
SJS	2nd	1:20	Bill Klump 1-yard pass from James Saxon (Sergio Olivarez PAT)
SJS	3rd	2:43	Johnny Johnson 12-yard pass from Mike Perez (Sergio Olivarez PAT)
EMU	4th	14:55	Gary Patton 15-yard run (Kick failed)
SJS	4th	9:36	James Saxon 16-yard run (Pass failed)
EMU	4th	3:59	Craig Ostrander 32-yard pass from Ron Adams (Tim Henneghan PAT)

1971 - PIONEER BOWL - LOUISIANA TECH 14, EMU 3



The 1971 Eastern Michigan Football Squad

Eastern Michigan	0	3	0	0	- **3**
Louisiana Tech	7	0	7	0	- **14**

SCORING SUMMARY

LT	1st	Glen Berteau 17-yard pass from Ken Lantrip (Russell Bates PAT)
EMU	2nd	Jackson Nunn 22-yard field goal
LT	3rd	Wenford Wilborn 91-yard punt return (Russell Bates PAT)

December 11, 1971 — Memorial Stadium
Wichita Falls, Texas — 8,156

Eastern Michigan's first-ever postseason bowl appearance would be a real challenge as the then-Hurons, ranked No. 3 in the NCAA-College Division national poll, would face off against a Louisiana Tech squad that was the No. 5 squad in the country, in the first Pioneer Bowl in Wichita Falls, Texas.

Head Coach Dan Boisture's squad entered the bowl game as one of the top defensive clubs in the country, allowing just one touchdown in the final five games of the 1971 season.

While the defensive team was prepared for the bowl game, the offensive unit was trying to patch together an offensive backfield that had been crippled by injuries late in the season.

Larry Ratcliff, Eastern's standout tailback, suffered a season-ending knee injury in the seventh game of the season, Oct. 30 against Northern Michigan. Ratcliff's backup, Don Madden, was also sidelined with an injury, leaving the vaunted EMU rushing game looking for a leader.

Seldom-used tailback Tim Packrall stepped in and rushed for a game-high 122 yards on 31 carries but the EMU offense could muster just one score, a 22-yard field goal by Jackson Nunn.

Louisiana Tech added a 91-yard punt return by Wenford Wilborn in the third quarter and the Bulldogs went on to post a 14-3 victory.

That loss was the lone defeat for EMU on the way to a 7-1-2 overall mark in 1971.

EMU'S BOWL RECORDS

Total Plays

1.	1987	71
2.	1971	62

First Downs

1.	1987	19
2.	1971	12

Net Yards Rushing

1.	1987	212
2.	1971	178

Rushing Attempts

1.	1987	58
2.	1971	48

Yards Passing

1.	1987	131
2.	1971	37

Pass Completions

1.	1987	8
2.	1971	7

Pass Attempts

1.	1971	16
2.	1987	13

Passes Intercepted

1.	1971	0
2.	1987	2

Total Yards of Offense

1.	1987	325
2.	1971	215

Punts

1.	1971	6
2.	1987	3

Punt Average

1.	1987	40.7 (3-122)
2.	1971	28.7 (6-172)

Fumbles

1.	1987	0
2.	1971	3

Fumbles Lost

1.	1987	0
2.	1971	2

Penalties

1.	1987	9
2.	1971	6

Penalty Yardage

1.	1971	30
2.	1987	57

Opponent Total Plays

1.	1971	65
2.	1987	61

Opponent First Downs

1.	1987	18
2.	1971	16

Opponent Net Yards Rushing

1.	1971	106
2.	1987	81

Opponent Rushing Attempts

1.	1971	41
2.	1987	19

Opponents Yards Passing

1.	1987	289
2.	1971	170

Opponent Pass Completions

1.	1987	28
2.	1971	15

Opponent Pass Attempts

1.	1987	42
2.	1971	24

Opponent Passes Intercepted

1.	1987	0
2.	1971	1

Opponent Total Yards of Offense

1.	1987	370
2.	1971	276

Individual Rushing Yards

1.	Gary Patton (1987)	146
2.	Tim Packrall (1971)	122
3.	Mike Logan (1971)	37
4.	Ron Adams (1987)	30

Individual Rushing Attempts

1.	Tim Packrall (1971)	31
2.	Gary Patton (1987)	24

Individual Rushing Touchdowns

1.	Bob Foster (1987)	2
2.	Gary Patton (1987)	1

Individual Passing Yardage

1.	Ron Adams (1987)	100
2.	Mike Logan (1971)	37

Individual Pass Completions

1.	Ron Adams (1987)	7
2.	Mike Logan (1971)	5

Individual Touchdown Passes Thrown

1.	Ron Adams (1987)	1

Individual Yards Receiving

1.	Craig Ostrander (1987)	46
2.	Tim Packrall (1971)	30

Individual Passes Caught

1.	Gary Patton (1987)	3
	Lou Yovanovich (1971)	3
3.	Craig Ostrander (1987)	2
	Mark Ziegler (1987)	2
	Tim Packrall (1971)	2

Individual Touchdown Passes Caught

1.	Craig Ostrander (1987)	1

Individual Punts

1.	Mike Logan (1971)	6-172
2.	Ron Banaitis (1987)	3-122

Longest Plays

1.	Glennard Smith - KO return (87)	48
2.	Gary Patton - rush (87)	34
3.	Craig Ostrander - reception (87)	32

EMU Record Book

Most Punts in a Game

1.	Nick Avondet (Sept. 11, 1999)	16
t2.	David Rysko (Nov. 17, 2001)	12
t2.	David Rysko (Aug. 31, 2002)	12

Most Punts in a Game Downed Inside 20

1.	Jay Karutz (Sept. 10, 2011)	5
t2.	David Rysko (Nov. 8, 2003)	4
t2.	David Rysko (Sept. 27, 2003)	4
t2.	Andrew Wellock (Sept. 1, 2005)	4
t2.	Zach Johnson (Oct. 27, 2007)	4
t2.	Jay Karutz (Oct. 22, 2011)	4
t2.	Jay Karutz (Oct. 6, 2012)	4
t2.	Austin Barnes (Sept. 7, 2013)	4
t2.	Owen Dubiel (Sept. 13, 2014)	4

Most Punts in a Season Downed Inside 20

1	**Austin Barnes (2016)**	**27**
2.	Jay Karutz (2006)	26
t3.	Jay Karutz (2004)	24
t3.	Zach Johnson (2007)	24
5.	David Rysko (2003)	22

Most Punts in a Career Downed Inside 20

1.	Zach Johnson (2006-09)	69
2.	Jay Karutz (2010-12)	66
3.	**Austin Barnes (2013-Pres.)**	**58**
4.	David Rysko (2001-03)	50
5.	Andrew Wellock (2003-06)	37

Most Tackles in a Game Since 1998

1.	Donald McCall (Oct. 16, 1999)	29
t2.	Kenny Philpot (Oct. 13, 2001)	21
t2.	Great Ibe (Oct. 18, 2014)	21
t2.	Great Ibe (Nov. 14, 2015)	21

Most Sacks in a Game since 1998

t1.	Kevin Howe (Nov. 12, 2005)	3.0
t1.	Ashley Travis (Oct. 30, 1999)	3.0
3.	Brad Ohrman (Sept. 10, 2011)	2.5

Most Tackles for Loss in a Game Since 1998

1.	Kenny Philpot (Nov. 24, 2001)	8.0
2.	Jason Jones (Sept. 16, 2006)	5.0
t3.	Justin Cudworth (Oct. 20, 2012)	4.5
t3.	Kevin Harrison (Sept. 4, 2003)	4.5

YPSILANTI, Mich. (EMUEagles.com) — Eastern Michigan Head Football Coach **Chris Creighton** spent a week in February touring American military bases in Europe, Africa and the Middle East, visiting six nations on three continents.

A group of 15 travelers in total, whose movements were not disclosed for security reasons, departed from Dobbins Air Reserve Base in Marietta, Ga, and traveled a total of 19,126 miles, visiting Ramstein Airbase and Landstuhl Regional Medical Center in Germany, NSA (Naval Support Activity) and ISA Air Base in Bahrain, Camp Lemonnier in Djibouti and Aviano Air Force Base in Italy.

Coach Creighton joined fellow coaches Troy Calhoun (Air Force) and Chip Kelly (San Francisco 49ers) along with Global Football President and former Notre Dame quarterback Patrick Steenberge on the tour, which was conducted by Col. Al Hunt, USAF (Retired) and organized by Military Appreciation Partnerships (MAP) in Association with Armed Forces Entertainment.

"We do these tours in order to communicate a positive message of awareness to our troops and other overseas personnel that the American people appreciate and support their service to our country," explained Mike Whalen of Military Appreciation Partnerships.

Coach Creighton's participation came as a result of his association with Patrick Steenberge of Global Football, with whom he traveled to Tanzania in 2011 to play the first-ever game of college American football on the African continent and led his Drake University squad on a climb of Mount Kilimanjaro.

All of the travelers were given the opportunity to observe a takeoff and/or landing from the flight deck of the C-17.

Ramstein Air Base

More than 100 people formed a line before the group's arrival, seeking autographs, photos and conversation at the largest American military community outside the United States. Approximately 50,000 troops, dependents, and DoD support personnel reside there under the command of Brigadier General Jon "Tye" Thomas, Commander of the 86th Airlift Wing.

The group visited Landstuhl Regional Medical Center, an overseas military hospital operated by the U.S. Army, which is the largest military hospital outside the continental United States. More than 250,000 individuals have been treated there from down range and it is usually the first stop for injured military members returning from the Middle East and is also the major medical center for all of Europe.

General Frank Gorenc, Commander, U.S. Air Forces in Europe; Commander, U.S. Air Forces, Africa; Commander, Allied Air Command, headquartered at Ramstein (NATO) met with Kelly, Calhoun, Creighton and Steenberge before they departed for the Middle East.

ISA Air Base and NSA, Bahrain

The party of 15 total travelers then headed for the home of the United States Naval Forces Central Command and the U.S. Fifth Fleet.

Team MAP started the day at ISA Air Base, near a Patriot Missile base protecting Bahrain, where an NFL-style combine, was conducted for the local troops. Each combine included bench press reps, broad jump, high jump, pro shuttle and the 40-yard dash, with this being the first of four such events on the trip, and it did not take long to recognize the exemplary energy, leadership and enthusiasm that overflowed from the coaches who organized and conducted the events. The ISA Base combine was held on the sand and outdoor basketball court, while at NSA an artificial turf field welcomed the participants.

Camp Lemonnier, Djibouti

Djibouti is located on the Horn of Africa, around 6 miles from Somalia and eight miles from Yemen and hosts Camp Lemonnier, the primary base of operations for U.S. Africa Command. Approximately 5,000 U.S. joint, and allied military, civilian personnel, and DoD contractors occupy the camp, where the group was privileged to spend some time with Captain Geoffrey Colpitts, the Commanding Officer. He gave a good insight into the operations and underlined the sacrifices by the troops who serve there. Their deployment is usually for a year, and they are separated from their families for that term.

Following another combine, four teams competed in a 7-on-7 flag football tournament as Kelly's team beat Calhoun's squad in the championship game.

Aviano AFB, Italy

This NATO base in northeastern Italy, located at the foot of the Southern Carnic Alps, provided a beautiful sight with snow in full view and there were two highlight events at Aviano. The coaches were invited to participate in a leadership discussion hosted by Brigadeer General Barre Seguin, the Commander of the 31st Fighter Wing, the only permanently assigned USAF fighter aircraft wing in NATO's southern wing. Participants included his senior officer commanders and senior enlisted leadership, his staff, the coaches and Patrick, as well as former Congressman Jim Marshall and former Assistant Secretary of the Air Force Bill Anderson.

Afterwards, the coaches conducted another NFL Combine with personnel from the 31st Security Forces Squadron. Finally, the MAP team met with more than a hundred military children and their parents in a youth center gym to receive photos, shirts, and autographs from the coaches. Once again the genuineness and the warm personalities of the coaches were in clear view as they reached out to the youngsters.

Traveling Football Personnel

Chip Kelly is currently the head coach of the San Francisco 49ers. Before joining the 49ers, Chip was the head coach of the Philadelphia Eagles from 2013 to 2015. Prior to coaching in the NFL, he was the head coach for the Oregon Ducks from 2009 to 2012, and led them to four consecutive BCS bowl game appearances.

In 2007, Troy Calhoun embraced the mission of the Air Force Academy to accomplish what was once considered nearly impossible: building a service academy program that often earns a postseason bid while playing in one of college football's best conferences. In seven of Calhoun's eight years, Air Force has been to a bowl.

Chris Creighton is the head football coach at Eastern Michigan University, a position he has held since the 2014 season. Previously, Creighton served as the head coach at Ottawa University in Kansas from 1997 to 2000 and at Indiana's Wabash College from 2001 to 2007 before moving to Drake University in Des Moines for the 2008 through 2013 seasons.

Patrick Steenberge is a former quarterback who played at the University of Notre Dame. He is currently the owner and operator of Global Football, which organizes competitive events for amateur athletes worldwide, allowing them the chance to experience the Global Classroom and play in the Global Stadium. During the past two decades, Global Football has been the largest exporter of American football, having produced games and events in 25 countries on six continents since 1996.

Austin Barnes

Punter **#17**

Sr.-Jr. • 5-11 • 217 lbs.
Fairview Heights, Ill.-O'Fallon
Letters Won: 3 (2013, 2015, 2016)

PERSONAL: Full name: Austin William Barnes...Son of Angela Barnes...Has one sister, Caitlyn....Communication major...**EMU: 2016:** Selected All-MAC Second Team...Ray Guy Award Semifinalist....Was named the Mid-American Conference West Division Special Teams Player of the Week for the period ending Oct. 1... Was successful punting the ball for the Eagles this season...Punted the ball 60 times for an average of 43.73 yards and a career-long of 61 yards...Pinned opponents inside the 20 yard line, 27 times, and had 18 kicks of 50+ yards...His season average ranked 23rd in the country and second in the MAC..His average of 50.0 against Bowling Green, Oct. 1 was an EMU single-game record, while his season average broke the 36-year single-season record...Currently, Barnes ranks second in career average (42.6), while his 7,548 career yardage ranks seventh all-time...**2015**: Punted the ball 45 times in 10 games for the Eagles...Tied the EMU single-season mark for punting average at 43.6 yards per boot, with just one touchback... Recorded nine punts of 50-or-more yards... Pinned opponents inside their own 20 on a career-best 15 occasions... **2014:** Punted the ball a total of 22 times in four games for the Eagles before receiving a medical redshirt...Averaged 44.6 yards per punt...Recorded four punts over 50 yards, three of which came against the Michigan State (Sept. 20), including a career-long 65-yard punt against the Spartans... Pinned the opposition inside the 20-yard line on four different occasions...**2013:** Played in nine games for the Green and White...Booted 50 punts, averaging 39.7 yards per punt...Pinned the opposition inside the 20-yard line on 12 occasions... Recorded six punts over 50 yards, including a career-long 57-yard blast against Ohio (Oct. 19)...**HIGH SCHOOL:** Attended O'Fallon High School in O'Fallon, Ill... Played under Head Coach Brandon Joggerst as a Panther...Considered by many kicking analysts as one of the top specialists in the nation for the class of 2013... Received a three-star ranking and was ranked as the 18th-best kicker in the nation by ESPN.com...Selected to the 2013 U.S Army All-American Bowl as a first alternate punter...Garnered 2012 all-state honorable mention accolades...During his high school career, he averaged 47.1 yards per punt and made 85 percent (69-of-81) of his point-after-touchdown kicks...As a senior, punted the ball 28 times for an average of 44.86 yards per kick...Notched 28 touchbacks on 55 kickoffs... Had a season-long punt of 66 yards and had 11 downed inside the 20-yard-line... Made 36-of-44 PATs to go along with 4-of-7 field goal attempts in 2012...As a junior, broke school records for PATs (43) and touchbacks (60) en route to earning first team all-conference accolades...Finished first in punting competitions at Auburn University and the University of Illinois...Started a fundraising drive called 'Kickin' it for Cans' which donated 10 cans of food to the local pantry for every kick made...In total, more than 3,700 canned goods were donated to the Fairview Heights Food Pantry in Fairview, Ill. following the 2012 season...In the off-season, has gone on mission trips to Joplin, Mo. (tornado victims) and Nashville, Tenn. (flood victims)...Also was a member of the school's wrestling team.

Austin Barnes' Game-by-Game Punting Statistics

2013 Season

Game	Gp-Gs	No.	Yds.	Avg.	Long	TB	FC	50+	i20
HOWARD (8-31)	1-0	5	196	39.2	55	1	1	1	2
at Penn State (9-7)	1-0	11	461	41.9	52	2	5	1	4
at Rutgers (9-14)	1-0	6	176	29.3	38	0	3	0	1
BALL STATE (9-21)	1-0	4	144	36.0	39	0	2	0	0
at Buffalo (10-5)	1-0	5	220	44.0	51	1	4	1	2
at Army (10-12)	1-0	1	54	54.0	54	0	0	1	0
OHIO (10-19)	1-0	4	180	45.0	57	1	0	1	1
at Northern Ill. (10-26)	1-0	7	268	38.3	48	1	2	0	0
at Toledo (11-2)	1-0	7	284	40.6	50	1	1	1	2
WESTERN MICH. (11-9)	DNP	-	-	-	-	-	-	-	-
BOWLING GREEN (11-23)	DNP	-	-	-	-	-	-	-	-
at Central Mich. (11-29)	DNP	-	-	-	-	-	-	-	-
TOTALS	**9-0**	**50**	**1,983**	**39.7**	**57**	**7**	**18**	**6**	**12**

2014 Season

Game	Gp-Gs	No.	Yds.	Avg.	Long	TB	FC	50+	i20
MORGAN STATE (8-30)	1-0	1	47	47.0	47	0	0	0	0
at Florida (9-6)	1-0	7	310	44.29	49	0	1	0	1
at Old Dominion (9-13)	1-0	5	217	43.4	52	0	1	1	2
at Michigan State (9-20)	1-0	9	407	45.22	65	0	1	3	1
at Akron (10-4)	DNP	-	-	-	-	-	-	-	-
BUFFALO (10-11)	DNP	-	-	-	-	-	-	-	-
at UMass (10-18)	DNP	-	-	-	-	-	-	-	-
NORTHERN ILL. (10-25)	DNP	-	-	-	-	-	-	-	-
CENTRAL MICH. (11-1)	DNP	-	-	-	-	-	-	-	-
at Western Mich. (11-15)	DNP	-	-	-	-	-	-	-	-
at Ball State (11-22)	DNP	-	-	-	-	-	-	-	-
TOLEDO (11-28)	DNP	-	-	-	-	-	-	-	-
TOTALS	**4-0**	**22**	**981**	**44.6**	**65**	**0**	**3**	**4**	**4**

2015 Season

Game	Gp-Gs	No.	Yds.	Avg.	Long	TB	FC	50+	i20
OLD DOMINION (9-5)	1-0	3	137	45.67	55	0	0	1	1
Wyoming (9-12)	1-0	3	160	53.33	54	0	0	3	2
BALL STATE (9-19)	1-0	5	226	45.2	54	0	1	1	2
ARMY (9-26)	1-0	3	135	45.0	49	0	0	0	2
No. 9/8 LSU (10-3)	1-0	4	148	37.0	44	0	0	0	0
AKRON (10-10)	DNP	-	-	-	-	-	-	-	-
Toledo (10-17)	DNP	-	-	-	-	-	-	-	-
Northern Illinois (10-24)	1-0	7	304	43.43	55	1	2	2	4
WESTERN MICH (10-29)	1-0	2	68	34.0	41	0	0	0	1
Miami (11-7)	1-0	7	311	44.43	58	0	3	1	2
UMASS (11-14)	1-0	4	179	44.75	47	0	2	0	0
Central Michigan (11-27)	1-0	7	292	41.71	53	0	1	1	2
TOTALS	**10-0**	**45**	**1,960**	**43.6**	**58**	**1**	**9**	**9**	**16**

2016 Season

Game	Gp-Gs	No.	Yds.	Avg.	Long	TB	FC	50+	i20
MISSISSIPPI VALLEY (9-2)	1-0	2	93	46.50	52	0	1	1	1
at Missouri (9-10)	1-0	8	376	47.00	55	1	0	3	4
at Charlotte (9-17)	1-0	3	140	46.67	50	0	0	1	1
WYOMING (9-23)	1-0	5	236	47.20	58	1	1	2	2
at Bowling Green (10-1)	1-0	5	250	50.00	56	0	2	2	3
TOLEDO (10-8)	1-0	6	264	44.00	57	0	1	3	1
at Ohio (10-15)	1-0	4	172	43.00	56	0	2	2	3
at Western Mich. (10-22)	1-0	3	141	47.00	51	0	1	1	1
MIAMI (10-29)	1-0	6	288	48.00	61	2	2	3	3
at Ball State (11-8)	1-0	8	294	36.75	42	0	3	0	4
NORTHERN ILL.(11-16)	1-0	6	241	40.17	48	0	4	0	1
CENTRAL MICH. (11-22)	1-0	4	129	32.20	43	0	3	0	3
TOTALS	**12-0**	**60**	**2624**	**43.7**	**61**	**4**	**20**	**18**	**27**

Austin Barnes' Career Punting Statistics

Season	Gp-Gs	No.	Yds.	Avg.	Long	TB	FC	50+	i20
2013	9-0	50	1,983	39.7	57	7	18	6	12
2014	4-0	22	981	44.6	65	0	3	4	4
2015	10-0	45	1,960	43.6	58	1	9	9	16
2016	12-0	60	2,624	43.7	61	4	20	18	27
TOTALS	**35-0**	**177**	**7,548**	**42.6**	**65**	**12**	**50**	**37**	**58**

Sergio Bailey II

Wide Receiver **#23**

Jr.-Jr. • 6-0 • 186 lbs.
La Mesa, Calif.-Olympian-Grossmont College
Letters Won: 1 (2016)

PERSONAL: Full name: Sergio Bailey II...Son of Lavonne Morris...Communication major...**EMU: 2016:** Named Third Team All-MAC...Helped lead a fresh-faced receiving core this season for EMU, leading the team with 55 receptions for 799 yards and six touchdowns...The California native ranked ninth in the conference (88th in the country) in touchdowns, while his receiving yards were 10th in the MAC and 73rd in the nation...The 799 yards through the air were the most in a single season for EMU since 2008....Was clutch in crunch time, caught two game-winning touchdowns against Bowling Green, Oct. 1, and in the season finale over Central Michigan, Nov. 22, which came in the final 12 seconds... **GROSSMONT:** Played under Head Coach Mike Jordan as a Griffin... Named first team offense his freshman season and honorable mention offense his sophomore season...Made deans list his last four semesters... **HIGH SCHOOL:** Played at Olympian High School in Chula Vista, Calif. as a member of the Eagles...Was named team offensive MVP his junior and senior years...Also played basketball his freshman year, earning team Defensive Player of the Year honors...Named to the honor roll his junior and senior years.

Sergio Bailey II's Game-by-Game Offensive Statistics

	Receiving				
2016 Season Game	**Gp-Gs**	**No.**	**Yds**	**TDs**	**Lg**
MISSISSIPPI VALLEY (9-2)	1-1	3	33	0	14
at Missouri (9-10)	1-1	7	57	1	16
at Charlotte (9-17)	1-0	2	13	0	10
WYOMING (9-23)	1-1	5	66	0	22
at Bowling Green (10-1)	1-1	4	71	1	40
TOLEDO (10-8)	1-1	5	89	0	44
at Ohio (10-15)	1-1	8	143	1	57
at Western Mich. (10-22)	1-1	6	93	0	56
MIAMI (10-29)	1-1	3	49	0	21
at Ball State (11-8)	1-1	3	41	1	16
NORTHERN ILL.(11-16)	1-1	3	40	1	20
CENTRAL MICH. (11-22)	1-1	6	104	1	26
TOTALS	**12-11**	**55**	**799**	**6**	**57**

Paul Fricano

Kicker **#66**

So.-Fr. • 5-10 • 192 lbs.
Rochester N.Y.-Churchville-Chili
Letters Won: 1 (2016)

PERSONAL: Full name: Paul Fricano...Exercise science major...**EMU: 2016:** Named Second Team All-MAC...Was twice selected the MAC's Special Team's Player of the Week on Sept. 5 and Sept. 19...Earned the starting kicking job during the offseason...Burst onto the scene this season as a model of consistency, breaking the single-season extra point record after converting on 40-of-41 attempts this season...In total, the Rochester, N.Y. native hit 17-of-22 field goal attempts with a season long of 46, for a team-high 91 total points...Finished the year ranked 13th in the MAC in points (152nd in the country)...His 77.2 percent field goal percentage ranked 49th in the country, and fifth in the MAC, while his 1.42 field goals per game was 25th in the nation, and second in the conference...**2015:** Sat out the season as a redshirt with freshman eligibility in 2016...**HIGH SCHOOL:** Attended Churchville-Chili High School in Rochester N.Y....Played under Head Coach Paul Dick as a Saint...Rated a four-star kicker by Kohls...Attended a December 2012 Showcase Camp and the National Scholarship Camp in July of 2013...During his career, averaged 37.0 yards per punt with 19 downed inside the 20-yard line.. Also connected on 14-of-22 field goals and 60-of-70 extra points...As a senior, was named first team all-county and second team all-state as a place-kicker...In 2013, registered 24 punts with an average of 35.2 yards per kick...Kicked a career-best 46 yard field goal as a senior...As a sophomore and junior, was selected to the first team all-county team and nominated for an elite all-star game for the state of New York...In 2013, averaged 38.3 yards per punt, including a long of 61.

Paul Fricano's Game-by-Game Kicking Statistics

	Field Goals			PAT
2016 Season	**Gp-Gs**	**Md-Att**	**Lg**	**Kick**
MISSISSIPPI VALLEY (9-2)	1-0	1-2	35	8-8
at Missouri (9-10)	1-0	0-1	0	3-3
at Charlotte (9-17)	1-0	3-3	36	4-4
WYOMING (9-23)	1-0	2-2	46	3-3
at Bowling Green (10-1)	1-0	0-0	0	4-4
TOLEDO (10-8)	1-0	2-2	44	2-2
at Ohio (10-15)	1-0	2-3	34	3-3
at Western Mich. (10-22)	1-0	1-1	36	4-4
MIAMI (10-29)	1-0	1-1	40	0-0
at Ball State (11-8)	1-0	2-2	34	4-5
NORTHERN ILL.(11-16)	1-0	1-2	24	3-3
CENTRAL MICH. (11-22)	1-0	2-3	41	2-2
TOTALS	**12-0**	**17-22**	**46**	**40-41**

Ian Eriksen

Running Back **#25**

Jr.-So. • 5-10 • 206 lbs.
Clarkston, Mich.-Clarkston
Letters Won: 2 (2015, 2016)

PERSONAL: Full name: Ian Carl Eriksen...Son of Lauren and Mark Eriksen...Has two sisters, Emma and Allie, and one brother, Nolan...Economics major...**EMU: 2016:** Played in 10 games, starting eight of them…Has carried the ball 175 times for a team-best 741 yards and nine touchdowns…Also caught 21 passes for 243 yards…The 175 carries are tied for 19th-most in EMU history while his nine TDs are tied for 16th in an EMU single-season…Ran for 97 yards and two scores against Mississippi Valley (Sept. 2) and followed it up with a 27 carry, 120 yard performance against Wyoming…Totaled 150 yards of total offense (109 rushing, 71 receiving) at Ball State (Nov. 8) as EMU became bowl eligible for the first time in 29-years…Ran for a career-best 171 yards and two scores during a midweek game versus Northern Illinois (Nov. 16)...**2015:** Appeared in 10 games for the Eagles, recording two tackles on special teams... Was named to the Academic All-MAC team...**2014:** One of the 2014 recruits who sat out the season as a redshirt with freshman eligibility in 2015...**HIGH SCHOOL:** Attended Clarkston High School in Clarkston, Mich....Played under Head Coach Kurt Richardson as a Wolf... Ranked as the 14th-best player in the state of Michigan by the Detroit Free Press' Mick McCabe on his Fab 50 team...Ranked as the third-best player in Michigan by MaxPreps and a two-star recruit by Rivals.com...Listed as the 124th-best player by Scout.com...Rated by The Detroit News as the top running back in the state as a senior...Named to the 2013 Detroit Free Press' Dream Team...Carried the ball 232 times for 1,695 yards (7.3 yards per carry) and 26 touchdowns...Helped Clarkston run away from Detroit Catholic Central in the 2013 MHSAA Division 1 Football State Championship game as the program captured the first state title with a 32-14 victory at Ford Field...Carried the ball 32 times for 242 yards and three touchdowns in the state final...Ran for 1,087 yards (217.4 yards per game) and scored 16 touchdowns during the Wolves' five playoff games in 2013...His best performance came in the semifinals against Flint Carman-Ainsworth when he rushed 44 times for 355 yards and six touchdowns in the Wolves' 61-26 victory... Underwent arthroscopic surgery for a partially torn meniscus in his knee on Sept. 19, 2013, and missed four games...Immediately made an impact in his first start and first touch of 2012 with a 99-yard touchdown return on the opening kickoff as he finished with six touchdowns and also 250 rushing yards against Rochester Adams...Set the school record with 34 touchdowns and 2,167 rushing yards on 319 carries (average carry 6.9 yards) in 2012...Earned all-state first team honors by several publications, as well as All-OAA Red Division, All-North Oakland Area and All-Oakland County after his dominating junior season...Garnered Metro Detroit Offensive Player of The Year accolades....Already has his jersey retired at Clarkston...Also earned all-state accolades as a sprinter in track and field...Qualified for two events for the D-1 state finals, the 200 meters and the 1,600-meter relay...Placed sixth in the state in the 200 meter to earn all-state accolades, while his 1,600 meter relay quartet finished 10th at state, two rungs away from an all-state medal...Was a honor roll student and graduated with *cum laude* honors.

Ian Eriksen's Game-by-Game Statistics

2016 Season

Rushing

Game	Gp-Gs	No.	Yds	TDs	LG
MISSISSIPPI VALLEY (9-2)	1-0	12	97	2	31
at Missouri (9-10)	1-0	23	90	1	30
at Charlotte (9-17)	1-1	9	19	1	6
WYOMING (9-23)	1-1	27	12	1	27
at Bowling Green (10-1)	1-1	20	61	0	11
TOLEDO (10-8)	1-1	7	17	0	8
at Ohio (10-15)	1-1	12	24	0	6
at Western Mich. (10-22)	DNP				
MIAMI (10-29)	1-1	10	33	0	6
at Ball State (11-8)	1-0	25	109	2	25
NORTHERN ILL.(11-16)	1-1	30	171	2	29
CENTRAL MICH. (11-22)	DNP				
Totals	**10-7**	**175**	**741**	**9**	**31**

Breck Turner

Running back **#33**

So.-Fr. • 6-1 • 202 lbs.
Norwalk, Ohio-Norwalk
Letters Won: 1 (2016)

PERSONAL: Full name: Breck Arlen Turner...Son of Michelle Turner...Has two sisters, Morgan Turner and Nicole Lewis...Sport management major... **EMU: 2016:** Carried the ball 69 times for 369 yards and four touchdowns... Caught seven passes for 61 yards while returning a pair of kicks…Collected his first career touchdown when he ripped off a 50 yard rush against Wyoming (Sept. 23)…Carried the ball 17 times for 107 yards and a score at Bowling Green (Oct. 1)…Notched 86 yards at Western Michigan (Oct. 22) and a touchdown...**2015:** One of the 2015 recruits who sat out the season as a redshirt with freshman eligibility for 2016...**HIGH SCHOOL:** Attended Norwalk High School in Norwalk, Ohio...Played under Head Coach Chris MacFarland as a Trucker...Listed as a three-star prospect per *ESPN*, *Scout* and *247Sports* and a two-star recruit by *Rivals*...Ranked as the sixth best running back in the state of Ohio by *Scout* and the 48th-best player overall in the state...Finished his career with 5,682 yards rushing on 567 attempts for an average of 172.2 yards per game...Totaled 79 rushing touchdowns and 84 total scores... Caught 18 passes for 264 yards and four TDs...Established eight school records including most career yards(5,682), touchdowns (79), carries (567), points (508)...Spent his final two years starting on both sides of the ball... Named the Division III All-Ohio Offensive Player of the Year by the *Associated Press* as well as earned All-Northwest Ohio accolades...Picked up 2014 North Central Ohio Coaches Association Big School Division Offensive Back of the Year...As a senior, carried the ball 264 times for 2,795 yards and 32 TDs...Had nine games of 100+ yards in 2014 for an average of 232.9 yards per contest...Recorded 79 tackles (54 solo, 25 assist) as a senior to go along with 8.0 tackles-for-loss...Broke his own single game rushing record of 307 yards by finishing the game with 327 yards against Edison (Aug. 29) and he broke the school's career rushing mark of 3,051 yards with nine games still left in his final season...In Norwalk's fourth game of the year, eclipsed the 1,000-yard mark for the season during the 35-21 win at Tiffin Columbian... The win marked the first time Norwalk had defeated the Tornadoes in 22 years...Team finished 11-1 in 2014 and made it to the second round of the playoffs...It was only the third time in the program's 39-year history it made it to the postseason...Achieved the program's first outright Northern Ohio League title since 1976...As a junior, racked up 33 touchdowns and 1,910 yards on 188 rushes...Named a first team all-state selection in 2013...During his sophomore season, picked up 977 yards on 115 carries to go along with 14 touchdowns...Was also a key component of the Norwalk basketball team's run to the state title during his junior year.

Breck Turner's Game-by-Game Statistics

2016 Season

Rushing

Game	Gp-Gs	No.	Yds	TDs	LG
MISSISSIPPI VALLEY (9-2)	DNP				
at Missouri (9-10)	1-0	3	8	0	8
at Charlotte (9-17)	1-0	5	20	0	12
WYOMING (9-23)	1-0	3	50	1	50
at Bowling Green (10-1)	1-0	17	107	1	23
TOLEDO (10-8)	1-0	10	21	1	5
at Ohio (10-15)	1-0	9	50	0	24
at Western Mich. (10-22)	1-1	17	86	1	38
MIAMI (10-29)	1-0	3	19	0	11
at Ball State (11-8)	DNP				
NORTHERN ILL.(11-16)	DNP				
CENTRAL MICH. (11-22)	1-0	2	8	0	7
Totals	**9-1**	**69**	**369**	**4**	**50**

Jeremiah Harris

Defensive Line **#90**

Jr.-So. • 6-5 • 258 lbs.
Lambertville, Mich.-Bedford Senior
Letters Won: 3 (2014, 2015, 2016)

PERSONAL: Full name: Jeremiah Phillip Harris...Son of Karen and Phil Harris...Has two brothers, Jordan and Jackson and one sister, Jaycie...Sport performance and fitness major...**EMU: 2016:** Selected All-MAC Third Team...Was named the Mid-American Conference West Division Defensive Player of the Week for the period ending Sept. 24...Was another menace next to O'Connor on EMU's defensive line...Ffinished fourth on the team with 63 tackles, including 8.0 tackles for loss and 3.5 sacks, as well as six QB hurries...Made his biggest mark in the turnover battle for Eastern, forcing three fumbles, and leading the team with three fumble recoveries, which ranked sixth in the country and second in the MAC...In the season finale against CMU, Harris had the game sealing interception, the first of his career...Was also a huge asset on the field goal block team, getting his mitts on two attempts this season...Was one of just 29 players to block multiple field goals this season...**2015:** Played in three games, earning two starts before injury sidelined him for the remainder of the season, earning him a medical redshirt...Recorded eight tackles on the season, including a season-high five in EMU's season opener vs. Old Dominion (Sept. 5)...Also had three QB hurries, two pass deflections, and 1.0 tackles-for-loss in that game... **2014:** Appeared in all 12 games, making three starts at defensive end on the EMU defensive line in his first season with the Eagles...Second among Eagle freshmen with 31 total tackles on the season...Recorded a career-best 10 stops, including one total sack and one forced fumble in the season-finale against Toledo (Nov. 28)...Tallied one pass break-up and deflection as well as three quarterback hurries...**HIGH SCHOOL:** Attended Bedford Senior High School in Temperance, Mich...Played under Head Coach Jeff Wood as a Kicking Mule...Ranked as the 11th-best player in the state of Michigan by the *Detroit Free Press*' Mick McCabe on his Fab 50 team...Ranked as a two-star recruit by Rivals.com and Scout.com...Named Division 1-2 First Team All-State by the *Associated Press*...Named to the 2013 Michigan All-State Dream Team...Named All-Toledo Blade as the team posted an 11-2 record...Played in all 12 games as senior, recording 98 tackles (40 solo, 58 assists)...Notched 14 sacks and 17 tackles-for-loss to go along with 10 pass breakups...As a junior, finished with 73 tackles (24 solo, 49 assist), 11 TFLs and six sacks.

Jeremiah Harris' Game-by-Game Defensive Statistics

2014 Season Game	Gp-Gs	S	A	Loss	Sacks	Int	Ff	QH	PB	Total Tack
MORGAN STATE (8-30)	1-1	1	1	0	0	0	0	2	0	2
at Florida (9-6)	1-1	2	0	0	0	0	0	0	0	2
at Old Dominion (9-13)	1-0	0	1	0	0	0	0	0	0	1
at Michigan State (9-20)	1-0	1	0	0	0	0	0	0	0	1
at Akron (10-4)	1-0	0	0	0	0	0	0	0	0	0
BUFFALO (10-11)	1-0	0	1	0	0	0	0	0	0	1
at UMass (10-18)	1-0	0	2	0	0	0	0	0	0	2
NORTHERN ILLINOIS (10-25)	1-1	0	3	0.5-1	0	0	0	0	0	3
CENTRAL MICHIGAN (11-1)	1-0	2	0	0	0	0	0	1	0	2
at Western Michigan (11-15)	1-0	0	1	0	0	0	0	0	0	1
at Ball State (11-22)	1-0	2	4	0	0	0	0	0	1	6
TOLEDO (11-28)	1-0	2	8	1.0-14	1.0-14	0	1	0	0	10
TOTALS	**12-3**	**10**	**21**	**1.5-15**	**1.0-14**	**0**	**1**	**3**	**1**	**31**

2015 Season Game	Gp-Gs	S	A	Loss	Sacks	Int	Ff	QH	PB	Total Tack
OLD DOMINION (9-5)	1-1	4	1	1.0-1	0	0	0	3	2	5
Wyoming (9-12)	1-1	0	1	0	0	0	0	0	0	1
BALL STATE (9-19)	1-0	1	1	0	0	0	0	0	0	2
ARMY (9-26)	DNP	-	-	-	-	-	-	-	-	-
No. 9/8 LSU (10-3)	DNP	-	-	-	-	-	-	-	-	-
AKRON (10-10)	DNP	-	-	-	-	-	-	-	-	-
Toledo (10-17)	DNP	-	-	-	-	-	-	-	-	-
Northern Illinois (10-24)	DNP	-	-	-	-	-	-	-	-	-
WESTERN MICH (10-29)	DNP	-	-	-	-	-	-	-	-	-
Miami (11-7)	DNP	-	-	-	-	-	-	-	-	-
UMASS (11-14)	DNP	-	-	-	-	-	-	-	-	-
Central Michigan (11-27)	DNP	-	-	-	-	-	-	-	-	-
TOTALS	**3-2**	**5**	**3**	**1.0-1**	**0**	**0**	**0**	**3**	**2**	**8**

2016 Season Game	Gp-Gs	S	A	Loss	Sacks	Int	Ff	QH	PB	Total Tack
MISSISSIPPI VALLEY (9-2)	1-1	1	5	2.5-11	1.5-7	0	1	2	1	5
at Missouri (9-10)	1-1	2	4	0.5-1	0	0	0	0	0	6
at Charlotte (9-17)	1-1	5	5	1.0-2	0	0	0	0	0	10
WYOMING (9-23)	1-1	1	4	1.0-8	1.0-8	0	0	1	0	5
at Bowling Green (10-1)	1-1	0	3	0	0	0	0	1	0	3
TOLEDO (10-8)	1-1	1	4	0.5-1	0	0	0	1	0	5
at Ohio (10-15)	1-1	0	2	0	0	0	0	0	0	2
at Western Mich. (10-22)	1-1	4	2	1.0-7	1.0-7	0	1	0	0	6
MIAMI (10-29)	1-1	2	4	1.0-8	1.0-8	0	1	0	0	6
at Ball State (11-8)	1-1	1	5	0.5-1	0	0	0	0	0	6
NORTHERN ILLINOIS (11-16)	1-1	0	6	0	0	0	0	0	1	6
CENTRAL MICHIGAN (11-22)	1-1	1	2	0	0	1	0	1	1	3
TOTALS	**12-12**	**18**	**45**	**8.0-39**	**3.5-30**	**1**	**3**	**6**	**3**	**63**

Jeremiah Harris' Career Defensive Statistics

Season	Gp-Gs	S	A	Loss	Sacks	Int	Ff	QH	PB	Total Tack
2014	12-3	10	21	1.5-15	1.0-14	0	1	3	1	31
2015	3-2	5	3	1.0-1	0	0	0	3	2	8
2016	12-12	18	45	8.0-39	3.5-30	1	3	6	3	63
TOTALS	**26-16**	**33**	**69**	**10.5-55**	**4.5-44**	**1**	**4**	**12**	**6**	**102**

Pat O'Connor

Defensive Line **#52**

Sr.-Sr. • 6-4 • 270 lbs.
Chicago, Ill.-Saint Rita
Letters Won: 4 (2012, 2013, 2014, 2016)

PERSONAL: Full name: Patrick Joseph O'Connor...Son of James O'Connor and Donna Craig...Has one brother, Nick and one sister, Meg...Communication major...**EMU: 2016:** Picked up All -MAC First Team honors...Was the team leader on a much improved defensive unit for EMU in 2016... In his final season, set the EMU sack record since 1998 by getting to the quarterback 19.5 times in his career...In total on the season, the Chicago native sacked the QB a team-high eight times, which was good for 39th in the country and fourth in the MAC...In addition, had 38 tackles, 12.5 tackles for loss, 15 QB hurries, and five forced fumbles, and was one of just nine players in the nation with five or more forced fumbles on the season...Ffinished his career as the sack leader, QB hurries leader, and forced fumbles leader, while also finishing third on the tackles for loss with 31.5...When he plays in the bowl game, he will break the record for most career games played as an Eagle with 49...**2015:** Sat out the season due to injury, was awarded medical redshirt...Selected to the watch list for the 2015 Rotary Lombardi Award, which honors the top lineman or linebacker in the nation...Tabbed by the Bronko Nagurski Trophy Watch List... Named First Team Preseason All-MAC by *Athlon Sports* as well as Phil Steele's College Football Preview...**2014:** Elected defensive team captain...Started in all 12 games on the Eagles defensive line...Led the MAC with 7.5 sacks, good for 47th in the nation and was fourth in the conference in tackles-for-loss, pushing opponents back a combined 73 yards on 14 total tackles-for-loss... Fifth on the team with 64 total tackles...Forced a fumble in both of the Eagles victories over Morgan State (Aug. 30) and Buffalo (Oct. 11)...Tallied two pass break-ups and deflections as well as eight quarterback hurries...Recorded two double-digit tackle games, including a career-best 12 stops in the season finale against Toledo (Nov. 28)...Garnered First Team Defense All-MAC honors as a down lineman...Named Team MVP and was the recipient of the John E. Borowiec Most Valuable Defensive Player Award for the second consecutive season at the annual end of the year banquet...**2013:** Played in all 12 games, making 11 starts...Collected 44 tackles, including four sacks to go along with four quarterback hurries and three pass breakups...Earned the John E. Borowiec Most Valuable Defensive Player Award at the team's annual year-end banquet...Picked up a sack in each of EMU's first three games of the season... Tallied a career-high eight tackles in the Eagles' season-opening victory over Howard (Aug. 31)...**2012:** Appeared in all 12 games as a freshman...Named E-Gridiron Group Defensive Newcomer of the Year at the team's year-end banquet...Made 16 tackles on the season...Recorded a season-high five tackles, all solo, at Purdue (Sept. 15)...**HIGH SCHOOL:** Attended Saint Rita High School in Chicago, Ill...Played for Head Coach Todd Kuska...Named 2011 *Chicago Tribune* All-State honorable mention...Picked up Chicago Sun-Times' All-Area honorable mention accolades...Earned first team All-Catholic League Blue honors...Finished his senior year with 86 tackles, seven sacks and one interception...Helped the Mustangs to a Catholic League Championship in 2010... As a junior, O'Connor helped Saint Rita make it to the IHSA Playoffs semifinals for the first time since 2003.

Pat O'Connor's Game-by-Game Defensive Statistics

2012 Season Game	Gp-Gs	S	A	Loss	Sacks	Int	Ff	QH	PB	Total Tack
at Ball State (8-30)	1-0	0	4	0	0	0	0	0	0	4
ILLINOIS STATE (9-8)	1-0	0	1	0	0	0	0	0	0	1
at Purdue (9-15)	1-0	5	0	0	0	0	0	0	0	5
at Michigan State (9-22)	1-0	1	0	0	0	0	0	0	0	1
KENT STATE (10-6)	1-0	0	1	0	0	0	0	0	0	1
TOLEDO (10-13)	1-0	0	0	0	0	0	0	0	0	0
ARMY (10-20)	1-0	0	0	0	0	0	0	1	0	0
at Bowling Green (10-27)	1-0	0	3	0	0	0	0	0	0	3
at Ohio (11-1)	1-0	0	0	0	0	0	0	0	0	0
CENTRAL MICH.(11-10)	1-0	0	0	0	0	0	0	0	0	0
at Western Mich. (11-17)	1-0	0	0	0	0	0	0	0	0	0
NO. ILLINOIS (11-23)	1-0	0	1	0	0	0	0	0	0	1
TOTALS	**12-0**	**6**	**10**	**0**	**0**	**0**	**0**	**1**	**0**	**16**

2013 Season Game	Gp-Gs	S	A	Loss	Sacks	Int	Ff	QH	PB	Total Tack
HOWARD (8-31)	1-1	0	8	1.0-5	1.0-5	0	0	0	0	8
at Penn State (9-7)	1-1	2	3	1.0-10	1.0-10	0	0	0	0	5
at Rutgers (9-14)	1-1	2	3	2.0-9	1.0-8	0	0	1	1	5
BALL STATE (9-21)	1-1	2	1	0	0	0	0	1	0	3
at Buffalo (10-5)	1-1	2	1	0	0	0	0	0	0	3
at Army (10-12)	1-1	4	1	0	0	0	0	0	0	5
OHIO (10-19)	1-0	1	2	0	0	0	0	1	0	3
at Northern Illinois (10-26)	1-1	2	3	0	0	0	0	0	0	5
at Toledo (11-2)	1-1	1	0	0	0	0	0	0	0	1
WESTERN MICHIGAN (11-9)	1-1	0	1	0	0	0	0	0	2	1
BOWLING GREEN (11-23)	1-1	2	3	1.0-1	1.0-1	0	0	1	0	5
at Central Michigan (11-29)	1-1	0	0	0	0	0	0	0	0	0
TOTALS	**12-11**	**18**	**26**	**5.0-25**	**4.0-24**	**0**	**0**	**4**	**3**	**44**

2014 Season Game	Gp-Gs	S	A	Loss	Sacks	Int	Ff	QH	PB	Total Tack
MORGAN STATE (8-30)	1-1	5	5	3.0-20	1.5-17	0	1	1	0	10
at Florida (9-6)	1-1	2	0	0	0	0	0	0	0	2
at Old Dominion (9-13)	1-1	4	5	3.0-23	2.0-22	0	0	0	0	9
at Michigan State (9-20)	1-1	1	0	0	0	0	0	0	0	1
at Akron (10-4)	1-1	2	0	1.0-8	1.0-8	0	0	0	0	2
BUFFALO (10-11)	1-1	3	1	2.5-9	2.0-9	0	1	6	1	4
at UMass (10-18)	1-1	0	6	0.5-0	0	0	0	0	0	6
NORTHERN ILLINOIS (10-25)	1-1	3	1	0	0	0	0	0	0	4
CENTRAL MICHIGAN (11-1)	1-1	1	4	1.5-4	0	0	0	1	0	5
at Western Michigan (11-15)	1-1	2	5	2.0-3	0.5-1	0	0	0	0	7
at Ball State (11-22)	1-1	0	2	0	0	0	0	0	1	2
TOLEDO (11-28)	1-1	4	8	0.5-6	0.5-6	0	0	0	0	12
TOTALS	**12-12**	**27**	**37**	**14.0-73**	**7.5-63**	**0**	**2**	**8**	**2**	**64**

2016 Season Game	Gp-Gs	S	A	Loss	Sacks	Int	Ff	QH	PB	Total Tack
MISSISSIPPI VALLEY (9-2)	1-1	3	3	2.5-14	2.0-14	0	1	3	0	6
at Missouri (9-10)	1-1	1	1	0.5-2	0	0	0	0	0	2
at Charlotte (9-17)	1-1	1	2	1.0-6	1.0-6	0	0	1	0	3
WYOMING (9-23)	1-1	1	3	1.5-8	0.5-4	0	0	0	1	4
at Bowling Green (10-1)	1-1	3	1	1.0-5	1.0-5	0	1	0	0	4
TOLEDO (10-8)	1-1	2	0	1.0-1	0	0	0	1	0	2
at Ohio (10-15)	1-1	2	1	2.0-8	1.0-5	0	1	2	0	3
at Western Mich. (10-22)	1-1	0	2	0	0	0	0	0	0	2
MIAMI (10-29)	1-1	0	3	0	0	0	0	3	0	3
at Ball State (11-8)	1-1	1	5	2.0-9	1.5-8	0	1	2	1	6
NORTHERN ILLINOIS (11-16)	1-1	0	2	0	0	0	0	0	0	2
CENTRAL MICHIGAN (11-22)	1-1	1	0	1.0-7	1.0-7	0	1	3	0	1
TOTALS	**12-12**	**15**	**23**	**12.5-60**	**8.0-49**	**0**	**5**	**15**	**2**	**38**

Pat O' Connor's Career Statistics

Season	Gp-Gs	S	A	Loss	Sacks	Int	Ff	QH	PB	Total Tack
2012	12-0	6	10	0	0	0	0	1	0	16
2013	12-11	18	26	5.0-25	4.0-24	0	0	4	3	44
2014	12-12	27	37	14.0-73	7.5-63	0	2	8	2	64
2015	DNP									
2016	12-12	15	23	12.5-60	8.0-49	0	5	15	2	38
TOTALS	**47-34**	**66**	**96**	**32.0-158**	**19.5-136**	**0**	**7**	**28**	**6**	**162**

DaQuan Pace

Defensive Back **#1**

Sr.-Sr. • 5-10 • 169 lbs.
Detroit, Mich.-Cass Tech
Letters Won: 4 (2013, 2014, 2015, 2016)

PERSONAL: Full name: DaQuan Diashon Pace...Son of Elmo Pace and Eva Jackson...Has one brother, Dylon...Marketing major...**EMU: 2016:** Garnered All-MAC Third Team honors...Wrapped up his stellar EMU career as the career pass breakup leader with 24 career interruptions...This season, the cornerback finished with 47 total tackles and a team-high three interceptions, as well as a team-best eight breakups...His three picks ranked fifth in the MAC, as well as 59th in the country, while his 11 passes defended was tied for ninth in the MAC...A staple in the secondary in his four-year career, Pace will finish his career tied for 11th in games played with 46 appearances for Eastern...**2015:** Appeared in all 12 games, starting 11 for the Eagles... Finished the season with 26 tackles... Registered a tackle-for-loss in EMU's season opener against Old Dominion (Sept. 5)...Had a team-high six pass breakups...**2014:** Appeared in 10 games, making nine starts on the EMU defense...Tallied at least three tackles in all 10 games he played in, notching a career-high 10 stops against Michigan State (Sept. 20)...Finished the season with 45 tackles, including 1.5 tackles-for-loss...Recorded his first career interception against Michigan State (Sept. 20)...Had a team-best nine pass break ups and 10 pass deflections...Named to the Academic All-MAC team...**2013:** Played in all 12 games in his first season donning the Green and White... Recorded 28 tackles in 2013, including a career-high six in the Eagles' overtime victory over Western Michigan (Nov. 9)...Picked up at least one tackle in 11-of-12 games...**HIGH SCHOOL:** Attended Cass Technical High School in Detroit, Mich....Played under Head Coach Thomas Wilcher as a Technician...Part of the 2011 squad which became the first ever Detroit Public School League team to win the Division 1 state title... Played both defensive back and wide receiver in high school...Was a first team all-metro selection according to *The Detroit News*...Was a two-year starter at slot back...Got his first shot as a starter on defense and had 17 unassisted tackles and four interceptions while also finishing with 548 yards receiving and eight touchdowns.

DaQuan Pace's Game-by-Game Defensive Statistics

2013 Season Game	Gp-Gs	S	A	Loss	Sacks	Int	Ff	QH	PB	Total Tack
HOWARD (8-31)	1-0	0	2	0	0	0	0	0	0	2
at Penn State (9-7)	1-0	0	0	0	0	0	0	0	0	0
at Rutgers (9-14)	1-0	0	1	0	0	0	0	0	0	1
BALL STATE (9-21)	1-0	1	1	0	0	0	0	0	0	2
at Buffalo (10-5)	1-0	1	0	0	0	0	0	0	0	1
at Army (10-12)	1-0	0	1	0	0	0	0	0	0	1
OHIO (10-19)	1-0	4	0	0	0	0	0	0	0	4
at Northern Illinois (10-26)	1-0	3	0	0	0	0	0	0	0	3
at Toledo (11-2)	1-0	3	1	0	0	0	0	0	0	4
WESTERN MICHIGAN (11-9)	1-0	5	1	0	0	0	0	0	0	6
BOWLING GREEN (11-23)	1-0	0	1	0	0	0	0	0	0	1
at Central Michigan (11-29)	1-0	2	1	0	0	0	0	0	0	3
TOTALS	**12-0**	**19**	**9**	**0.0-0**	**0.0-0**	**0**	**0**	**0**	**0**	**28**

2014 Season Game	Gp-Gs	S	A	Loss	Sacks	Int	Ff	QH	PB	Total Tack
MORGAN STATE (8-30)	1-1	6	1	1.0-2	0	0	0	0	0	7
at Florida (9-6)	DNP	-	-	-	-	-	-	-	-	-
at Old Dominion (9-13)	1-0	0	3	0	0	0	0	0	3	3
at Michigan State (9-20)	1-1	7	3	0	0	1	0	0	0	10
at Akron (10-4)	1-1	3	1	0	0	0	0	0	1	4
BUFFALO (10-11)	1-1	3	1	0	0	0	0	0	3	4
at UMass (10-18)	1-1	1	2	0	0	0	0	0	0	3
NORTHERN ILLINOIS (10-25)	1-1	3	1	0	0	0	0	0	1	4
CENTRAL MICHIGAN (11-1)	DNP	-	-	-	-	-	-	-	-	-
at Western Michigan (11-15)	1-1	1	2	0.5-3	0	0	0	0	1	3
at Ball State (11-22)	1-1	2	2	0	0	0	0	0	0	4
TOLEDO (11-28)	1-1	3	0	0	0	0	0	0	0	3
TOTALS	**10-9**	**29**	**16**	**1.5-5**	**0.0-0**	**1**	**0**	**0**	**9**	**45**

2015 Season Game	Gp-Gs	S	A	Loss	Sacks	Int	Ff	QH	PB	Total Tack
OLD DOMINION (9-5)	1-1	1	1	1.0-3	0	0	0	0	1	2
Wyoming (9-12)	1-1	2	0	0	0	0	0	0	0	2
BALL STATE (9-19)	1-1	3	0	0	0	0	0	0	0	3
ARMY (9-26)	1-1	3	0	0	0	0	0	0	0	3
No. 9/8 LSU (10-3)	1-1	2	2	0	0	0	0	0	1	4
AKRON (10-10)	1-1	1	0	0	0	0	0	0	0	1
Toledo (10-17)	1-1	1	0	0	0	0	0	0	1	1
Northern Illinois (10-24)	1-0	0	0	0	0	0	0	0	0	0
WESTERN MICH (10-29)	1-1	3	0	0	0	0	0	0	2	3
Miami (11-7)	1-1	1	1	0	0	0	0	0	0	2
UMASS (11-14)	1-1	2	1	0	0	0	0	0	0	3
Central Michigan (11-27)	1-1	2	0	0	0	0	0	0	1	2
TOTALS	**12-11**	**21**	**5**	**1.0-3**	**0**	**0**	**0**	**0**	**6**	**26**

2016 Season Game	Gp-Gs	S	A	Loss	Sacks	Int	Ff	QH	PB	Total Tack
MISSISSIPPI VALLEY (9-2)	1-1	2	1	0	0	0	0	0	1	3
at Missouri (9-10)	1-1	3	0	0	0	0	0	0	0	3
at Charlotte (9-17)	1-1	3	3	0	0	0	0	0	1	6
WYOMING (9-23)	1-1	1	5	0	0	0	0	0	2	6
at Bowling Green (10-1)	1-1	1	1	0	0	0	0	0	2	2
TOLEDO (10-8)	1-1	4	3	1.0-3	0	0	0	0	0	7
at Ohio (10-15)	1-1	4	0	0	0	1	0	0	1	4
at Western Mich. (10-22)	1-1	0	0	0	0	0	0	0	0	0
MIAMI (10-29)	1-1	1	0	0	0	0	0	0	1	1
at Ball State (11-8)	1-1	5	3	0	0	2	0	0	0	8
NORTHERN ILLINOIS (11-16)	1-1	3	1	0	0	0	0	0	1	4
CENTRAL MICHIGAN (11-22)	1-1	1	2	0	0	0	0	0	0	3
TOTALS	**12-12**	**28**	**19**	**1.0-3**	**0**	**3**	**0**	**0**	**8**	**47**

DaQuan Pace's Career Defensive Statistics

Season	Gp-Gs	S	A	Loss	Sacks	Int	Ff	QH	PB	Total Tack
2013	12-0	19	9	0.0-0	0.0-0	0	0	0	0	28
2014	10-9	29	16	1.5-5	0.0-0	1	0	0	9	45
2015	12-11	21	5	1.0-3	0.0-0	0	0	0	6	26
2016	12-12	28	19	1.0-3	0.0-0	3	0	0	8	47
TOTALS	**46-32**	**97**	**49**	**3.5-11**	**0.0-0**	**4**	**0**	**0**	**23**	**146**

Cole Gardner

Offensive Line **#75**

Sr.-Sr. • 6-5 • 295 lbs.
Batavia, Ill.-Batavia
Letters Won: 5 (2013, 2014, 2015, 2016)

PERSONAL: Full name: Cole Brown Gardner...Son of Todd and Debra Gardner...Supply chain management major...Pursuing a masters in business administration...**EMU: 2016:** Selected All-MAC Second Team...Named a Semifinalist for NFF Campbell Trophy which is recognized as college football's premier scholar-athlete award...Selected as one of six candidates from the MAC for the Wuerffel Trophy...Was the starting left tackle on one of the best offensive line units not only in the MAC, but in the country...Started all 12 games protecting the blind side for EMU this season...Will finish his career playing in 47 career games, making 31 career starts, and he will finish his career tied for fifth in career games played...The EMU frontline completed the season ranked 12th in the country (fourth in the MAC) in sacks allowed, as well as second in the country (first MAC) in tackles for loss allowed.....**2015**: Switched from tight end to the offensive line prior to the start of fall camp...Played in and started 10 games for the Eagles on the offensive line...Was named to the Academic All-MAC Team.. Earned EMU's Harold E. Sponberg Lineman Scholar-Athlete Award...**2014:** Appeared in all 12 games for the Eagles, making five starts at tight end...Recorded eight receptions for 78 yards on the season, including a career-long 20-yard reception in the Eagles victory over Buffalo (Oct. 11)...Caught two passes for 33 yards against Western Michigan (Nov. 15)...Named to the Academic All-MAC team...**2013:** Played in all 12 games for EMU, making four starts...Was on the receiving end of a two-point conversion at Army (Oct. 12)... Caught his first career touchdown pass, a 10-yard reception, in the season-finale at Central Michigan (Nov. 29)...**2012:** One of the 2012 recruits who sat out the season as a redshirt with freshman eligibility in 2013... **HIGH SCHOOL:** Attended Batavia High School where he helped lead the Bulldogs to a 12-1 record in 2011... Played under Head Coach Dennis Piron...Named first team all-state in Class 6A by the Illinois High School Football Coaches' Association...Was a two-time academic all-state and all-area selection...Is the school's career sacks leader with 20...As the team captain, finished his senior season with 30 catches for 442 yards and seven touchdowns...Hauled in a trio of second-half touchdown passes as the Bulldogs rallied past Niles Notre Dame, 35-28, to advance to the state semifinals...Recorded a sack, forced fumble, blocked punt and two receptions for touchdowns in a 42-0 victory over Lakes...In basketball for BHS, he averaged 14.4 points and 8.7 rebounds a game as a junior en route to earning conference player of the year accolades.

Cole Gardner's Career Participation

2013 Season	Gp-Gs	2014 Season	Gp-Gs
HOWARD (8-31)	1-1	MORGAN STATE (8-30)	1-0
at Penn State (9-7)	1-0	at Florida (9-6)	1-0
at Rutgers (9-14)	1-0	at Old Dominion (9-13)	1-1
BALL STATE (9-21)	1-0	at Michigan State (9-20)	1-1
at Buffalo (10-5)	1-1	at Akron (10-4)	1-0
at Army (10-12)	1-1	BUFFALO (10-11)	1-1
OHIO (10-19)	1-0	at UMass (10-18)	1-0
at Northern Ill. (10-26)	1-0	NORTHERN ILL. (10-25)	1-0
at Toledo (11-2)	1-0	CENTRAL MICH. (11-1)	1-0
WESTERN MICH. (11-9)	1-0	at Western Mich. (11-15)	1-1
BOWLING GREEN (11-23)	1-0	at Ball State (11-22)	1-0
at Central Mich. (11-29)	1-1	TOLEDO (11-28)	1-1
TOTALS	12-4	TOTALS	12-5

2015 Season	Gp-Gs	2016 Season	Gp-Gs
OLD DOMINION (9-5)	1-1	MISSISSIPPI VALLEY (9-2)	1-1
Wyoming (9-12)	1-1	at Missouri (9-10)	1-1
BALL STATE (9-19)	1-1	at Charlotte (9-17)	1-1
ARMY (9-26)	1-1	WYOMING (9-23)	1-1
No. 9/8 LSU (10-3)	1-1	at Bowling Green (10-1)	1-1
AKRON (10-10)	1-1	TOLEDO (10-8)	1-1
Toledo (10-17)	1-1	at Ohio (10-15)	1-1
Northern Illinois (10-24)	1-1	at Western Mich. (10-22)	1-1
WESTERN MICHIGAN (10-29)	1-1	MIAMI (10-29)	1-1
Miami (11-7)	DNP	at Ball State (11-8)	1-1
UMASS (11-14)	1-1	NORTHERN ILLINOIS (11-16)	1-1
Central Michigan (11-27)	DNP	CENTRAL MICHIGAN (11-22)	1-1
TOTALS	10-10	**TOTALS**	**12-12**

Season	Gp-Gs
2013	12-4
2014	12-5
2015	10-10
2016	12-12
TOTALS	**46-31**

Andrew Wylie

Offensive Line **#72**

Sr.-Sr. • 6-6 • 311 lbs.
Midland, Mich.-Midland
Letters Won: 4 (2013, 2014, 2015, 2016)

PERSONAL: Full name: Andrew Cameron Wylie..Son of Scott and Deb Wylie... Communication major...**EMU: 2016:** Garnered All-MAC Third Team honors...The other anchor on the stellar EMU frontline...Started all 12 games at right tackle... Will finish his career with 44 starts, which ranks fourth all-time at EMU, while his 46 appearances will rank tied for 11th all-time...**2015:** Started all 12 games on the offensive line for the Green and White...**2014:** Appeared in nine games on the EMU offensive line, starting seven of them at left guard and two at right tackle...**2013:** Was an anchor on the Eagles' offensive line, starting all 12 games at left tackle...**2012:** One of the 2012 winter recruits who sat out the season as a gray-shirt with freshman eligibility in 2013...**HIGH SCHOOL:** Attended Midland High School in Midland, Mich...Started for three years under Head Coach Eric Methner... Ranked as the 157th-best offensive tackle nationally by ESPN.com...Was named to the All-Saginaw Valley League second team and to *The Daily News* All-Area first team as a junior...Was a Division 1-2 All-State honorable mention selection... Named to the All-Saginaw Valley League First Team and to *The Daily News* All-Area First Team as a senior...Selected to the second team All-State "Dream Team" by *The Sports Scene*...Led the Midland High offensive line that rushed for 2,200 yards and a 9-2 record...Also an outstanding performer on the basketball team.

Andrew Wylie's Career Participation

2013 Season	Gp-Gs	2014 Season	Gp-Gs
HOWARD (8-31)	1-1	MORGAN STATE (8-30)	1-1
at Penn State (9-7)	1-1	at Florida (9-6)	1-1
at Rutgers (9-14)	1-1	at Old Dominion (9-13)	DNP
BALL STATE (9-21)	1-1	at Michigan State (9-20)	DNP
at Buffalo (10-5)	1-1	at Akron (10-4)	1-1
at Army (10-12)	1-1	BUFFALO (10-11)	1-1
OHIO (10-19)	1-1	at UMass (10-18)	1-1
at Northern Illinois (10-26)	1-1	NORTHERN ILLINOIS (10-25)	1-1
at Toledo (11-2)	1-1	CENTRAL MICHIGAN (11-1)	DNP
WESTERN MICHIGAN (11-9)	1-1	at Western Michigan (11-15)	1-1
BOWLING GREEN (11-23)	1-1	at Ball State (11-22)	1-1
at Central Michigan	1-1	TOLEDO (11-28)	1-1
TOTALS	**12-12**	**TOTALS**	**9-9**

2015 Season	Gp-Gs	2016 Season	Gp-Gs
OLD DOMINION (9-5)	1-1	MISSISSIPPI VALLEY (9-2)	1-1
Wyoming (9-12)	1-1	at Missouri (9-10)	1-1
BALL STATE (9-19)	1-1	at Charlotte (9-17)	1-1
ARMY (9-26)	1-1	WYOMING (9-23)	1-1
No. 9/8 LSU (10-3)	1-1	at Bowling Green (10-1)	1-1
AKRON (10-10)	1-1	TOLEDO (10-8)	1-1
Toledo (10-17)	1-1	at Ohio (10-15)	1-1
Northern Illinois (10-24)	1-1	at Western Mich. (10-22)	1-1
WESTERN MICHIGAN (10-29)	1-1	MIAMI (10-29)	1-1
Miami (11-7)	1-1	at Ball State (11-8)	1-1
UMASS (11-14)	1-1	NORTHERN ILLINOIS (11-16)	1-1
Central Michigan (11-27)	1-1	CENTRAL MICHIGAN (11-22)	1-1
TOTALS	**12-12**	**TOTALS**	**12-12**

Season	Gp-Gs
2013	12-12
2014	9-9
2015	12-12
2016	12-12
TOTALS	**45-45**

Brogan Roback

Quarterback **#4**

Sr.-Jr. • 6-3 • 206 lbs.
Maumee, Ohio-Toledo St. John's Jesuit
Letters Won: 3 (2013, 2015, 2016)

PERSONAL: Full name: Brogan William Roback..Son of William and Ronda Roback...Sister Paige played on the EMU volleyball team...Father played football and basketball for both Western Michigan University and Adrian College from 1978-81...Communication major...**EMU: 2016:** Was named a Manning Award Star of the Week for the period ending Oct. 15 while also collecting MAC West Division Offensive Player of the Week honors Oct. 15, Nov. 14 and Nov. 28...Had the then-best game of his career in the 27-20 road win over Ohio (Oct. 15) passing for a career-best 347 yards on a record 29 completions and three touchdowns, all coming in the second half, with no turnovers...Threw for a career-high 468 yards on 37-of-71 passing at Ball State (Nov. 8), both of which were career-highs, and three touchdown passes...The 37 completions ranked fourth in a single game all-time, while 71 attempts was third in a single game all-time...It was the third-most passing yards in a game in program history, and the most since Andy Schmitt set the program record with 516 in 2008..In the regular season final vs. Central Michigan (Nov. 22), threw for 355 yards and a pair of touchdowns, one of them coming in the final 30 seconds of the game...It marked the fourth time in his career that he had directed a game-winning drive in the fourth quarter...**2015:** Played in all 12 games for the Eagles, making 10 starts at quarterback...Rushed for 47 yards and a touchdown...Completed 211-of-346 passes for a career-high 2,304 yards and 16 touchdowns... Threw for a season-high 330 yards in EMU's win over Wyoming (Sept. 12), completing 17-of-24 passes, highlighted by a season-long pass of 64 yards and three touchdowns... Completed a season-high 27-of-39 attempts for 280 yards and two touchdowns against Army (Sept. 26)... Hauled in a two-point conversion on a pass from Eddie Daugherty versus LSU (Oct. 3)...**2014:** Appeared in three games, making one start against Old Dominion (Sept. 13) before receiving medical redshirt... Completed 21-of-41 pass attempts for 125 yards throughout the season...Threw for a season-high 56 yards against the Monarchs in his lone start of the season...**2013:** Appeared in nine games in his first season as an Eagle, starting four of them under center...Threw for 640 yards and four touchdowns throughout the 2013 campaign...Completed 11-of-22 passes for a career-high 209 yards and two touchdowns, including a personal-best 45-yard pass, at Toledo (Nov. 2)...Wrapped up the season with a career-high 14 completions against Central Michigan (Nov. 29)... **HIGH SCHOOL:** Attended St. John's Jesuit High School in Toledo, Ohio... Played under Head Coach Doug Pearson as a Titan...Is the first four-star recruit to sign a letter of intent with the program since the Scout's and Rivals' recruiting databases began in 2002...Ranked as the No. 29 quarterback in the nation by Scout.com...Rivals.com listed him as a four-star prospect and the country's No. 11 pro-style quarterback...Received a three-star ranking and listed as the No. 71 quarterback recruit in the nation by ESPN.com...Rated the nation's No. 38 pocket passer by ESPN... Finished his high school career with 5,887 yards and 60 touchdowns... During a junior campaign when he often had to force the passing game, still completed 98-of-181 passes for 1,645 yards and 14 TDs in 2011 as St. John's finished 7-3...As a sophomore, completed 119-of-210 passes for 2,179 yards, and a school-record 25 touchdowns while helping the Titans to an 11-2 finish and the Division I regional final...Earned an invitation to the New York City Elite 11 regional and was named the MVP.

Brogan Roback's Career Scoring Plays

Rushing Touchdowns

Date	Opponent	Yards	Time
11-09-13	WESTERN MICHIGAN	8	2nd-07:58
10-29-15	WESTERN MICHIGAN	1	4th-03:14
10-22-16	at Western Michigan	9	1:35-1st
11-8-16	at Ball State	3	3rd-10:08

Passing Touchdowns

Date	Opponent	Receiver	Yards	Time
11-02-13	TOLEDO	Dustin Creel	16	2nd-01:11
		Ryan Brumfield	3	4th-06:50
11-09-13	WESTERN MICHIGAN	Dustin Creel	10	4th-00:51
11-29-13	at Central Michigan	Cole Gardner	10	2nd-00:06
9-12-15	at Wyoming	Sam Browning	3	1st-01:54
		Darius Jackson	17	2nd-14:11
		Eddie Daugherty	64	4th-11:46
9-26-15	ARMY	Kris Strange	23	2nd-08:55
		Eddie Daugherty	45	3rd-05:03
10-03-15	at No. 8/9 LSU	Dustin Creel	12	3rd-00:52
10-10-15	AKRON	Austin Stone	7	1st-02:20
		Sam Browning	2	2nd-10:36
		Eddie Daugherty	41	4th-03:49
10-29-15	WESTERN MICHIGAN	Shaq Vann	16	1st-11:38
		Dustin Creel	16	2nd-00:58
		Dustin Creel	41	3rd-04:59
11-14-15	UMASS	Eddie Daugherty	10	2nd-06:45
		Dustin Creel	4	4th-02:58
11-27-15	at Central Michigan	Sam Browning	6	1st-09:47
		Darius Jackson	6	2nd-00:57
10-1-16	at Bowling Green	Isaac Holder	8	3rd-06:10
		Nigel Kilby	7	3rd-01:23
		Sergio Bailey II	40	4th-09:33
10-8-16	TOLEDO	Antoine Porter	5	4th-08:43
10-15-16	at Ohio	Johnnie Niupalau	9	3rd-02:49
		Sergio Bailey II	14	4th-11:09
		Antoine Porter	11	4th-03:47
10-22-16	at Western Michigan	Antoine Porter	29	2nd-03:35
10-29-16	MIAMI	Nigel Kilby	4	4th-14:51
		Dieuly Aristilde	75	4th-11:43
11-8-16	at Ball State	Dan Buschman	1	2nd-7:57
		Sergio Bailey II	16	3rd-4:34
		Dan Buschman	30	4th-14:54
11-16-16	NORTHERN ILLINOIS	Sergio Bailey II	13	1st-01:56
11-22-16	CENTRAL MICHIGAN	Dieuly Aristilde	42	2nd-14:39
		Sergio Bailey II	24	4th-00:21

Brogan Roback's Career Game-Winning Drives

Game-winning drives led by quarterback. Must be an offensive scoring drive in the 4th quarter or overtime that puts the winning team ahead for the last time.

Date	Opponent	Yards	Time
11-09-13	WESTERN MICHIGAN	25	OT
08-30-14	MORGAN STATE	45	4th-13:41
11-08-16	at Ball State	86	4th-1:29
11-22-16	CENTRAL MICHIGAN	87	4th-2:25

Brogan Roback's Game-by-Game Offensive Statistics

2013 Season	Gp-Gs	TC	Gain	Loss	Net	Avg	Td	Lg	Comp	Att	Int	Yds	Td	Lg	Pct	Plays	Yards
HOWARD (8-31)	DNP	-	-	-	-	-	-	-	-	-	-	-	-	-	-	-	-
at Penn State (9-7)	1-0	0	0	0	0	0	0	0	1	2	0	7	0	7	.500	2	7
at Rutgers (9-14)	DNP	-	-	-	-	-	-	-	-	-	-	-	-	-	-	-	-
BALL STATE (9-21)	1-0	0	0	0	0	0	0	0	0	0	0	0	0	0	0	0	0
at Buffalo (10-5)	1-0	0	0	0	0	0	0	0	4	8	1	25	0	9	.500	8	25
at Army (10-12)	DNP	-	-	-	-	-	-	-	-	-	-	-	-	-	-	-	-
OHIO (10-19)	1-0	0	0	0	0	0	0	0	2	6	0	11	0	8	.333	6	11
at Northern Illinois (10-26)	1-1	1	0	1	-1	-1.0	0	0	7	17	0	109	0	38	.412	18	108
at Toledo (11-2)	1-0	3	3	5	-2	-0.7	0	3	11	22	1	209	2	45	.500	25	207
WESTERN MICHIGAN (11-9)	1-1	5	20	10	10	2.0	1	8	9	22	1	136	1	30	.409	27	146
BOWLING GREEN (11-23)	1-1	2	0	13	-13	-6.5	0	0	1	12	1	4	0	4	.083	14	-9
at Central Michigan	1-1	2	3	12	-9	-4.5	0	3	14	27	1	139	1	34	.519	29	130
TOTALS	**9-4**	**13**	**16**	**41**	**-15**	**-1.2**	**1**	**8**	**49**	**116**	**5**	**640**	**4**	**45**	**.422**	**129**	**625**

2014 Season	Gp-Gs	TC	Gain	Loss	Net	Avg	Td	Lg	Comp	Att	Int	Yds	Td	Lg	Pct	Plays	Yards
MORGAN STATE (8-30)	1-0	1	30	0	30	30.0	0	30	7	14	0	40	0	8	.500	15	70
at Florida (9-6)	1-0	1	0	5	-5	-5.0	0	0	5	10	0	29	0	13	.500	11	24
at Old Dominion (9-13)	1-1	6	9	19	-10	-1.7	0	4	9	17	0	56	0	31	.529	23	46
TOTALS	**3-1**	**8**	**39**	**24**	**15**	**1.9**	**0**	**30**	**21**	**41**	**0**	**125**	**0**	**31**	**.512**	**49**	**140**

2015 Season	Gp-Gs	TC	Gain	Loss	Net	Avg	Td	Lg	Comp	Att	Int	Yds	Td	Lg	Pct	Plays	Yards
OLD DOMINION (9-5)	1-0	2	9	6	3	1.5	0	9	10	17	1	71	0	14	.588	19	74
Wyoming (9-12)	1-0	1	3	0	3	3.0	0	3	17	24	0	330	3	64	.708	25	333
BALL STATE (9-19)	1-1	6	24	18	6	1.0	0	16	19	39	2	196	0	27	.487	25	202
ARMY (9-26)	1-1	3	17	0	17	5.7	0	7	27	39	1	280	2	45	.692	42	297
No. 9/8 LSU (10-3)	1-1	8	19	19	0	0.0	0	9	17	24	3	161	1	33	.708	25	161
AKRON (10-10)	1-1	1	0	6	-6	-6.0	0	0	23	34	1	204	3	41	.676	35	198
Toledo (10-17)	1-0	0	0	0	0	0	0	0	9	13	0	84	0	28	.692	13	84
Northern Illinois (10-24)	1-1	3	12	13	-1	-0.3	0	10	26	43	1	219	0	22	.605	46	218
WESTERN MICHIGAN (10-29)	1-1	9	57	16	41	4.6	1	21	18	30	2	263	3	48	.600	39	304
Miami (11-7)	1-1	4	5	36	-31	-7.8	0	5	2	7	0	30	0	15	.286	11	-1
UMASS (11-14)	1-1	7	18	16	2	0.3	0	7	26	42	0	260	2	21	.619	49	262
Central Michigan (11-27)	1-1	7	21	8	13	1.9	0	9	17	34	0	206	2	61	.500	41	219
TOTALS	**12-10**	**51**	**185**	**138**	**47**	**0.9**	**1**	**21**	**211**	**346**	**11**	**2304**	**16**	**64**	**.611**	**575**	**3116**

2016 Season	Gp-Gs	TC	Gain	Loss	Net	Avg	Td	Lg	Comp	Att	Int	Yds	Td	Lg	Pct	Plays	Yards
WYOMING (9-23)	1-0	3	6	7	-1	-0.3	0	3	3	6	0	47	0	22	.500	9	46
at Bowling Green (10-1)	1-0	1	2	0	2	2.0	0	2	9	13	0	91	3	40	.692	14	93
TOLEDO (10-8)	1-1	1	4	0	4	4.0	0	4	20	38	1	255	1	44	.526	39	259
at Ohio (10-15)	1-1	7	34	13	21	3.0	0	17	29	39	0	347	3	57	.743	46	368
at Western Michigan (10-22)	1-1	5	33	0	33	6.6	1	9	29	45	1	319	1	56	.644	50	352
MIAMI (10-29)	1-1	9	18	36	-18	-2.0	0	5	23	39	1	328	2	75	.590	48	310
at Ball State (11-8)	1-1	8	45	4	41	5.1	1	21	37	71	0	468	3	40	.521	79	509
NORTHERN ILLINOIS (11-16)	1-1	12	71	6	65	5.4	0	19	17	38	2	184	1	25	.447	50	249
CENTRAL MICHIGAN (11-22)	1-1	11	59	11	48	4.4	0	15	26	37	1	355	2	42	.703	48	403
TOTALS	**9-7**	**57**	**272**	**77**	**195**	**3.4**	**2**	**21**	**193**	**326**	**6**	**2394**	**16**	**75**	**.592**	**383**	**2589**

Brogan Roback's Career Offensive Statistics

Season	Gp-Gs	TC	Gain	Loss	Net	Avg	Td	Lg	Comp	Att	Int	Yds	Td	Lg	Pct	Plays	Yards
2013	9-4	13	16	41	-15	-1.2	1	8	49	116	5	640	4	45	.422	129	625
2014	3-1	8	39	24	15	1.9	0	30	21	41	0	125	0	31	.512	49	140
2015	12-10	51	185	138	47	0.9	1	21	211	346	11	2304	16	64	.611	397	2351
2016	9-7	57	272	77	195	3.4	2	21	193	326	6	2394	16	75	.592	383	2589
TOTALS	**33-22**	**129**	**512**	**280**	**242**	**1.9**	**4**	**30**	**474**	**829**	**22**	**5,463**	**36**	**75**	**.570**	**958**	**5,705**

The Last Time...

RUSHING

An EMU player rushed 30+ yards from scrimmage ..... Blake Banham, 50 yds. vs. Central Michigan (11-22-16)
An EMU player rushed 40+ yards from scrimmage ..... Blake Banham, 50 yds. vs. Central Michigan (11-22-16)
An EMU player rushed 50+ yards from scrimmage ..... Blake Banham, 50 yds. vs. Central Michigan (11-22-16)
An EMU player rushed 60+ yards from scrimmage ..... Darius Jackson, 63 yds. vs. Ball State (9-19-15)
An EMU player rushed 70+ yards from scrimmage ..... Shaq Vann, 74 yds. at Wyoming (9-12-15)
An EMU player rushed 80+ yards from scrimmage ..... Larry Ratcliff, 88, vs. Wisc.-Mil. (10-23-71)
An EMU player rushed for 100+ yards in a game ..... Blake Banham, 120 yds. vs. Central Michigan (11-22-16)
An EMU player rushed for 200+ yards in a game ..... Reginald Bell, 202 yds. vs. Buffalo (10-11-14)
An EMU player carried 30+ times in a game ..... Ian Eriksen, 30 attempts vs. Northern Illinois (11-16-16)
An EMU player carried 40 times in a game ..... Anthony Sherrell, 40 attempts, at North. Ill. (11-22-03)
An EMU player carried 43 times in a game ..... Anthony Sherrell, 43 attempts, vs. Ball St. (11-15-03)
An EMU player scored three TDs rushing ..... Reginald Bell, 3TDs vs. Buffalo (10-11-14)
An EMU player scored four TDs rushing ..... Bronson Hill, 4TDs vs. Toledo (10-13-12)
Two EMU players rushed for 100+ yards in a game ..... Reggie Bell, 133, Ryan Brumfield, 112, vs. North. Ill. (10-25-14)

PASSING

An EMU player completed 30+ passes in a game ..... Brogan Roback, 37 completions, at Ball State (11-8-16)
An EMU player completed more than 40+ passes in a game ..... Andy Schmitt, 58 completions, vs. CMU (11-28-08)
An EMU player threw three TD passes ..... Brogan Roback, 3 TDs, at Ball State (11-8-16)
An EMU player threw four TD passes ..... Tyler Benz, 5 TDs, vs. Army (10-20-12)
An EMU player threw five TD passes ..... Tyler Benz, 5 TDs, vs. Army (10-20-12)
An EMU player passed for 300+ yards in a game ..... Brogan Roback, 355 yds., vs. Central Michigan (11-22-16)
An EMU player passed for 400+ yards in a game ..... Brogan Roback, 468 yds., at Ball State (11-8-16)
An EMU player passed for 500+ yards in a game ..... Andy Schmitt, 516 yds., vs. Central Michigan (11-28-08)
An EMU player completed more than 75% of his passes ..... Todd Porter, 77% (24-of-31) at Charlotte (9-17-16)
A EMU non-quarterback threw a touchdown pass ..... Josh LeDuc, 71 yds, at Miami (9-11-10)

RECEIVING

An EMU player had 10+ receptions in a game ..... Dustin Creel, 10 receptions, vs. UMass (11-14-15)
An EMU receiver had 100+ yards in a game ..... Dieuly Aristilde, 107 yards, at Ball State (11-8-16)
An EMU receiver had 200+ yards in a game ..... Kevin Walter, 225 yards, vs. Akron (10-5-02)
An EMU receiver caught three TDs in a game ..... Eric Deslauriers, 4 TDs, vs. Central Mich. (11-6-04)
An EMU receiver caught four TDs in a game ..... Eric Deslauriers, 4 TDs, vs. Central Mich. (11-6-04)
Two EMU players 100+ receiving yards in a game ..... Dustin Creel, 152, Tyreese Russell, 113, vs. Ball State (11-22-14)
Nine-or-more different receivers caught a pass ..... 10, at Ohio (10-15-16)

MISCELLANEOUS

An EMU player registered a 60-yard punt ..... Austin Barnes, 61 yds., vs. Miami (10-29-16)
An EMU player registered a 70-yard punt ..... Nick Avondet, 74 yds., vs. Northern Iowa (9-3-98)
An EMU player registered a 80-yard punt ..... Charles Nemeth, 90 yds., vs. Alma (11-4-43)
An EMU player registered a 90-yard punt ..... Charles Nemeth, 90 yds., vs. Alma (11-4-43)
An EMU player kicked a 50+ yard field goal ..... Dylan Mulder, 55 yds., at Miami (11-7-15)
EMU recovered an on-side kick ..... Brendan Renius at Wyoming (9-12-15), 1st Quarter
EMU registered a safety ..... bad snap in end zone vs. Mississippi Valley (9-2-16)
An EMU player had four interceptions in a game ..... Richard Palmer, 4 Ints., vs. Western Michigan (10-19-91)
An EMU player returned a punt for a touchdown ..... Demarius Reed, 83 yards at Kent State (11-19-11)
An EMU player returned a kickoff for a touchdown ..... Tyler Allen, 90 yards vs. Ohio (10-19-13)
An EMU player returned the game opening kickoff for a touchdown ..... Tyler Allen, 90 yards vs. Ohio (10-19-13)
An opponent returned the game opening kickoff for a touchdown ..... Darius Phillips, 93 yards at WMU (11-15-14)
An EMU player returned a fumble for a touchdown ..... Hunter Matt, 11 yards at Penn State (9-7-13)
An EMU player returned an interception for a touchdown ..... Jaylen Pickett, 36 yards at Charlotte (9-17-16)
An EMU player blocked a punt ..... Amos Houston vs. Central Michigan (11-1-14)
An EMU player blocked a punt and returned it for a touchdown ..... Nathan Adams vs. Morgan State (8-30-14)
An EMU player blocked a field goal ..... Jeremiah Harris vs. Northern Illinois (11-16-16)
EMU registered two blocked field goals in the same game ..... Willie Creear & Mike Steals vs. North. Ill. (10-25-14)
An EMU player blocked a PAT and returned it for a score ..... Ryan Downard, 97 yards, at Michigan (10-6-07)
An EMU player record a run, pass completion and catch in the same game ..... Alex Gillett vs. Northern Illinois (11-23-12)
EMU blocked punt, blocked a field goal and returned a punt for a TD in same game ..... at Kent State (11-19-11)
EMU recorded a shutout ..... vs. Indiana State, 52-0 (8-28-08)
EMU was the victim of a shutout ..... at Florida (9-6-14), UF 65, EMU 0
EMU won a road non-conference game ..... at Charlotte (9-17-16), EMU 37, CHAR 19
EMU received votes in the Amway Coaches Poll ..... Oct. 2, 2016 - 1 vote
EMU received votes in the *Associated Press* Coaches Poll ..... 1987 Final Poll - 18 votes

SHORT ROAD TRIPS - ACCORDING TO GOOGLE MAPS

Below is a list of the closest rivalries in the NCAA FBS subdivision (formerly I-A). Only schools with a regular history of playing made the list.

CAMPUS-TO-CAMPUS

Rice - Houston ..... 6.1 miles
Eastern Michigan - Michigan ..... 7.5 miles
Washington State - Idaho ..... 8.7 miles
North Carolina - Duke ..... 10.0 miles
North Carolina - North Carolina State ..... 10.1 miles
Akron - Kent State ..... 11.6 miles
Southern California - UCLA ..... 14.1 miles
Duke - North Carolina State ..... 25.3 miles
Bowling Green - Toledo ..... 27.5 miles

STADIUM-TO-STADIUM

Rice Stadium - (Houston) Robertson Stadium ..... 4.9 miles
Rynearson Stadium (EMU) - Michigan Stadium ..... 7.0 miles
(WSU) Martin Stadium - (Idaho) Kibbie Dome ..... 8.5 miles
(UNC) Kenan Stadium - (Duke) Wallace Wade Stadium ..... 10.6 miles
(Akron) Infocision Stadium - (Kent) Dix Stadium ..... 14.0 miles
(Southern Cal) Memorial Coliseum - (UCLA) Rose Bowl ..... 15.0 miles
(UNC) Kenan Stadium - (NC St.) Carter-Finley Stadium ..... 20.0 miles
(Duke) Wallace Wade Stadium - (NCSU) Carter-Finley Stadium ..... 23.4 miles
(BGSU) Doyt Perry Stadium - (Toledo) Glass Bowl. ..... 26.1 miles

EMU In Overtime

All-time Record in Overtime	5-5
All-time Record in Double Overtime	1-0
All-time Record in Triple Overtime	0-1
All-time Record in Quadruple Overtime	1-0

Date	Opponent	OT	Result
10-10-98	CENTRAL MICH.	OT	L, 23-36
10-09-98	WESTERN MICH.	OT	L, 37-40
11-24-01	at Akron	3OT	L, 62-65
09-28-02	SOUTHERN ILL.	2OT	W,48-45
11-06-04	CENTRAL MICH.	4OT	W,61-58
09-24-05	at Central Mich.	OT	W,23-20
09-23-06	CENTRAL MICH.	OT	L, 17-24
10-16-10	at Ball State	OT	W,41-38
11-09-13	WESTERN MICH.*	OT	W,35-32
11-16-16	NORTHERN ILL.	OT	L, 24-31

EMU Versus Ranked Teams

Date	Rank	Opponent	Result
09-19-92	10	at Penn State	L, 7-52
09-10-94	10	at Wisconsin	L, 0-56
09-11-04	10	at Florida	L, 10-49
09-17-05	14	at Michigan	L, 0-55
10-25-08	20/22	at Ball State	L, 16-38
09-25-10	2/2	at Ohio State	L, 20-73
09-22-12	21/20	at Michigan State	L, 7-23
11-23-12	24/23	NORTHERN ILL.	L, 7-49
10-26-13	23/22/18	at Northern Ill.	L, 20-59
09-20-14	11/11	at Michigan State	L, 14-73
10-03-15	9/8	at LSU	L, 22-44
10-17-15	22/25	at Toledo	L, 20-63
10-22-16	20/20	at Western Mich.	L, 31-45

First poll ranking is the Associated Press and the second number is the Amway Coaches' Poll and the third is the BCS poll

Can't make it to Rynearson for the game?
Now you can follow the action for all home games via Live Stats powered by SIDEARM available only on the EMU Athletic Web site, EMUEagles.com

TEAM STATISTICS

		|---RUSHING---|				|--RECEIVING--|				|-------PASSING-------|				|--KICK RET--|				|--PUNT RET--|				Total
Date	**Opp.**	**No.**	**Yds**	**TD**	**Lg**	**No.**	**Yds**	**TD**	**Lg**	**Cmp-Att-Int**	**Yds**	**TD**	**Lg**	**No**	**Yds**	**TD**	**Lg**	**No**	**Yds**	**TD**	**Lg**	**off**
Sept. 2	**MVSU**	**44**	**281**	**5**	**58**	**17**	**198**	**3**	**34**	**17-24-1**	**198**	**3**	**34**	**4**	**146**	**0**	**69**	**1**	**5**	**0**	**5**	**479**
Sept. 10	at Missouri	46	141	2	30	23	287	1	32	23-45-2	287	1	32	0	0	0	0	0	0	0	0	428
Spet. 17	at Charlotte	30	72	1	12	24	285	2	49	24-31-1	285	2	49	5	142	0	47	0	0	0	0	357
Sept. 23	**WYOMING**	**47**	**239**	**2**	**50**	**17**	**261**	**1**	**40**	**17-34-4**	**261**	**1**	**40**	**4**	**73**	**0**	**38**	**0**	**0**	**0**	**0**	**500**
Oct. 1	at BGSU*	45	212	1	23	21	262	3	64	21-30-1	262	3	64	1	16	0	16	0	0	0	0	474
Oct. 8	**TOLEDO***	**22**	**62**	**1**	**10**	**20**	**255**	**1**	**44**	**20-38-1**	**255**	**1**	**44**	**4**	**46**	**0**	**16**	**0**	**0**	**0**	**0**	**317**
Oct. 15	at Ohio*	32	88	0	24	29	347	3	57	29-39-0	347	3	57	4	71	0	27	1	1	0	1	435
Oct. 22	at WMU*	30	142	3	38	29	319	1	56	29-45-1	324	1	56	6	97	0	38	0	0	0	0	471
Oct. 29	**MIAMI***	**23**	**33**	**0**	**11**	**23**	**328**	**2**	**75**	**23-39-1**	**328**	**2**	**75**	**3**	**56**	**0**	**21**	**2**	**14**	**0**	**14**	**361**
Nov. 8	at Ball St.*	37	154	3	25	37	468	3	40	37-72-1	468	3	40	4	66	0	26	2	8	0	6	622
Nov. 16	**NIU***	**56**	**291**	**2**	**29**	**17**	**184**	**1**	**25**	**17-38-2**	**184**	**1**	**25**	**5**	**77**	**0**	**20**	**0**	**0**	**0**	**0**	**475**
Nov. 22	**CMU***	**32**	**183**	**1**	**50**	**26**	**355**	**2**	**42**	**26-37-1**	**355**	**2**	**42**	**4**	**100**	**0**	**44**	**2**	**-1**	**0**	**0**	**538**
	Totals	**442**	**1898**	**21**	**58**	**283**	**3549**	**23**	**75**	**283-472-16**	**3549**	**23**	**75**	**44**	**890**	**0**	**69**	**8**	**27**	**0**	**14**	**5447**
	Opponent	**463**	**1972**	**23**	**60**	**268**	**3259**	**22**	**87**	**268-441-10**	**3259**	**22**	**87**	**52**	**994**	**0**	**46**	**16**	**115**	**1**	**54**	**5231**

Games played: 12 Avg. per rush: 4.3 Avg. per catch: 12.5 Pass efficiency: 132.42 Kick ret avg.: 20.2 Punt ret avg.: 3.4
All purpose avg./game: 541.0 Total offense avg./gm: 453.9

2016 Offensive Starters

Game	Y/H	LT	LG	C	RG	RT	WR/H	WR/Z	QB	FB/RB	WR/X/FB
MVSU	**Bushman**	**Gardner**	**Armstrong**	**Thornton**	**Leatiota**	**Wylie**	**Browning**	**Bailey**	**T. Porter**	**Vann**	**Niupalau**
at Missouri	Bushman	Gardner	Armstrong	Hurcombe	Leatiota	Wylie	Daugherty	Bailey	T. Porter	Vann	Niupalau
at Charlotte	Bushman	Gardner	Armstrong	Hurcombe	Leatiota	Wylie	Daugherty	Holder	T. Porter	Eriksen	Fuller
WYOMING	**Bushman**	**Gardner**	**Armstrong**	**Hurcombe**	**Leatiota**	**Wylie**	**Daugherty**	**Bailey**	**T. Porter**	**Eriksen**	**Niupalau**
at BGSU*	Bushman	Gardner	Armstrong	Hurcombe	Leatiota	Wylie	Kilby	Bailey	T. Porter	Eriksen	Niupalau
TOLEDO*	**Bushman**	**Gardner**	**Armstrong**	**Hurcombe**	**Leatiota**	**Wylie**	**Daugherty**	**Bailey**	**Roback**	**Eriksen**	**Niupalau**
at Ohio*	Bushman	Gardner	Nielsen	Hurcombe	Leatiota	Wylie	A. Porter	Bailey	Roback	Eriksen	Niupalau
at WMU*	Bushman	Gardner	Armstrong	Hurcombe	Leatiota	Wylie	Daugherty	Bailey	Roback	Turner	Niupalau
MIAMI*	**Bushman**	**Gardner**	**Armstrong**	**Hurcombe**	**Leatiota**	**Wylie**	**Browning**	**Bailey**	**Roback**	**Eriksen**	**Robinson**
at Ball St.*	Bushman	Gardner	Terrell	Hurcombe	Leatiota	Wylie	A. Porter	Bailey	Roback	Eriksen	Niupalau
NIU*	**Bushman**	**Gardner**	**Terrell**	**Hurcombe**	**Leatiota**	**Wylie**	**A. Porter**	**Bailey**	**Roback**	**Eriksen**	**Niupalau**
CMU*	**Bushman**	**Gardner**	**Terrell**	**Hurcombe**	**Leatiota**	**Wylie**	**Daugherty**	**Bailey**	**Roback**	**Banham**	**Niupalau**

2016 Defensive Starters

Game	DT	NOSE	END	BULL	MIKE	WILL	FC	BC	DAWG	FREE	ROVER
MVSU	**Maclean**	**M. Brown**	**O'Connor**	**Harris**	**Spearman**	**Rachwal**	**R. Williams**	**Pace**	**Beck**	**Calhoun**	**Giraldo**
at Missouri	Maclean	M. Brown	O'Connor	Harris	Spearman	Rachwal	R. Williams	Pace	Beck	Calhoun	Giraldo
at Charlotte	Maclean	M. Brown	O'Connor	Harris	Spearman	D. Williams	R. Williams	Pace	Beck	Calhoun	Calderon
WYOMING	**Maclean**	**M. Brown**	**O'Connor**	**Harris**	**D. Williams**	**Rachwal**	**Phelps**	**Pace**	**Beck**	**Calhoun**	**Giraldo**
at BGSU*	Maclean	M. Brown	O'Connor	Harris	D. Williams	Rachwal	McGill	Pace	Beck	Calhoun	Calderon
TOLEDO*	**Dawson**	**M. Brown**	**O'Connor**	**Harris**	**Spearman**	**Rachwal**	**McGill**	**Pace**	**Beck**	**Calhoun**	**Calderon**
at Ohio*	Maclean	M. Brown	O'Connor	Harris	Spearman	Rachwal	McGill	Pace	Beck	Calhoun	Calderon
at WMU*	Dawson	M. Brown	O'Connor	Harris	Spearman	Rachwal	McGill	Pace	Beck	Calhoun	Calderon
MIAMI*	**Dawson**	**M. Brown**	**O'Connor**	**Harris**	**Spearman**	**Rachwal**	**McGill**	**Pace**	**Beck**	**Calhoun**	**Calderon**
at Ball St.*	Maclean	M. Brown	O'Connor	Harris	Spearman	D. Williams	Phelps	Pace	Beck	Calhoun	Calderon
NIU*	**Dawson**	**M. Brown**	**O'Connor**	**Harris**	**Spearman**	**D. Williams**	**Phelps**	**Pace**	**Beck**	**Calhoun**	**Calderon**
CMU*	**Dawson**	**M. Brown**	**O'Connor**	**Harris**	**D. Williams**	**Rachwal**	**Phelps**	**Pace**	**Beck**	**Calhoun**	**Hoying**

Alphabetical Roster

No.	Name
41	Aaron Abbott *
59	Thad Abram
12	Brian Alsobrooks
94	Hunter Andrews
15	Dieuly Aristilde
54	Ka'John Armstrong*
23	Sergio Bailey II
20	Blake Banham*
17	Austin Barnes**
46	Chad Bata
3	Jason Beck**
79	Pete Bergman
4	Brandon Bossard*
22	Anthony Brown*
96	Mike Brown****
84	Sam Browning*
77	Chris Bukoski*
85	Dan Buschman*
7	Ikie Calderon*
10	Vince Calhoun
92	Maxx Crosby
40	Eddie Daugherty*
81	Kevin Davis*
38	Rashon Davis
99	Dion Dawson
61	Jake Donnellon
44	Clayton Dryfuse
93	Derrick Dunlap**
25	Ian Eriksen*
83	Tre'Shown Fields
97	Kwanii Figueroa*
66	Paul Fricano
86	Izaiah Fuller*
75	Cole Gardner***
32	Juan Giraldo*
99	Sam Girodat
95	Oddie Granger
10	Aloyis Gray*
90	Jeremiah Harris**
16	Lemar Harris
98	Chris Hendricks*
57	Jeremy Hickey*
11	Isaac Holder
55	Clay Holford
28	Amos Houston***
24	Brody Hoying
37	Alec Hullibarger
50	Jake Hurcombe**
44	Jaron Johnson
30	Richard Jones
39	Jesse Kelly
88	Bryce Kemp
82	Nigel Kilby

EASTERN MICHIGAN UNIVERSITY FOOTBALL ROSTER

No.	Name	Pos	Ht	Wt	Class	Hometown-Previous School
1	DaQuan Pace	DB	5-10	169	Sr.-Sr.	Detroit, Mich.-Cass Tech
3	Jason Beck	DB	6-1	201	Jr.-Jr.	Indianapolis, Ind.-Arsenal Technical
4	Brandon Bossard	DB	6-2	213	Sr.-Jr.	Eagleville, Pa.-Methacton
4	Brogan Roback	QB	6-3	206	Sr-Jr.	Maumee, Ohio-Toledo St. John's Jesuit
5	Shaq Vann	RB	5-10	213	Jr.-So.	South Bend, Ind.-John Adams
6	Jaylen Pickett	LB	6-0	222	So.-So.	Zephyrhills, Fla.-Zephyrhills
7	Isaac Stiebeling	QB	6-4	202	Fr.-Fr.	Fort Wayne, Ind.-Snider
7	Ikie Calderon	DB	5-9	180	Sr.-Jr.	Neptune, N.J.-Coll. of the Desert
8	Luke Maclean	DL	6-5	285	Sr.-Jr.	Grand Blanc, Mich.-Pittsburgh
8	Todd Porter	QB	6-3	204	Jr.-Jr.	O'Fallon, Ill.-Garden City C.C.
9	Ike Spearman	LB	6-0	229	Sr.-Sr.	Saint John, Ind.-Lake Central
10	Vince Calhoun	DB	5-11	175	Fr.-Fr.	Middletown, Ohio-Middletown
10	Aloyis Gray	WR	6-4	204	Sr.-Sr.	Indianapolis, Ind.-DuPage
11	Isaac Holder	WR	5-11	165	So.-Fr.	Tampa, Fla.-Sickles
12	Brian Alsobrooks	K	6-2	212	So-Fr.	Livonia, Mich.-Churchill
12	Jalen Phelps	DB	5-10	165	Fr.-Fr.	Marietta, Ga.-Hillgrove
13	Justin Moody	DB	5-10	174	So.-So.	Richmond, Va.-Monacan
13	Anton Skupin	QB	6-5	207	So.-Fr.	South Lyon, Mich.-South Lyon
14	Ross Williams	DB	5-11	169	Jr.-So.	Southfield, Mich.-Groves
15	Dieuly Aristilde	WR	6-4	201	So.-Fr.	Boynton Beach, Fla.-Boynton Beach
16	Lemar Harris	WR	6-2	194	Jr.-So.	Raleigh, N.C.-Millbrook
17	Austin Barnes	P	5-11	217	Sr.-Jr.	Fairview Heights, Ill.-O'Fallon
18	Austin Sanders	DB	5-7	187	Sr.-Sr.	Ypsilanti, Mich.-Michigan State
18	Keyan Marshall	WR	6-2	182	Fr.-Fr.	Toledo, Ohio-Sylvania Southview
19	James Pensyl	QB	6-6	237	So-Fr.	Land O' Lakes, Fla.-Land O' Lakes
20	Blake Banham	RB	5-10	185	Jr.-So.	St. Paul, Minn-Cretin-Derham Hall
21	Antoine Porter	WR	5-8	185	Jr.-Jr.	San Francisco, Calif.-City College
21	D'Marcus Moon	LB	6-1	230	Jr.-So.	Fort Wayne, Ind.-North Side
22	Anthony Brown	DB	5-11	207	Sr.-Sr.	Iowa City, Iowa-Iowa Western C.C.
23	Sergio Bailey II	WR	6-0	186	Jr.-Jr.	La Mesa, Calif.-Grossmont
23	Kevin McGill	DB	6-0	182	Fr.-Fr.	Waldorf, Md.-Westlake
24	Brody Hoying	DB	5-11	209	So.-Fr.	Coldwater, Ohio-Coldwater
25	Ian Eriksen	RB	5-10	206	Jr.-So.	Clarkston, Mich.-Clarkston
26	Willie Parker	RB	5-9	182	Fr.-Fr.	Lutz, Fla.-Carrolwood Day School
28	Amos Houston	DB	6-0	217	Sr.-Sr.	Detroit, Mich.-Loyola
29	Brandon Macklin	DB	6-0	197	Jr.-So.	Novi, Mich.-Novi
30	Richard Jones	DB	5-10	155	Fr.-Fr	Columbus, Ohio-Bishop Hartley
32	Juan Giraldo	DB	5-11	202	Jr.-Jr.	Gilbert, Ariz.-Mesquite-Mesa C.C.
33	Breck Turner	RB	6-1	202	So.-Fr.	Norwalk, Ohio-Norwalk
34	Sal Velasquez	LB	6-1	225	Jr.-Jr.	La Puente, Calif.-Bishop Amat-Citrus
35	Freddie McGee	DB	5-	165	Fr.-Fr.	Canton, Mich.-Salem
36	Jordan Porter	DB	6-0	200	Fr.-Fr.	Colleyville, Texas-Colleyville Heritage
37	Alec Hullibarger	RB	6-0	205	Jr.-So.	Temperance, Mich.-Bedford Senior
38	Rashon Davis	DB	5-11	171	Fr.-Fr.	St. Louis, Mo.-Christian Brothers
39	Jesse Kelly	K	6-0	195	Jr.-So.	Ventura, Calif.-Ventura
40	Eddie Daugherty	WR	5-7	164	So.-So.	Mentor, Ohio-Mentor
41	Aaron Abbott	DB	6-0	206	Sr.-Jr.	Kettering, Ohio-Fairmont-MSJ
42	Derric Williams	LB	6-0	216	Sr.-Jr.	Lake Orion, Mich.-Lake Orion
43	Tyler Lyle	LB	6-0	210	Fr.-Fr.	Kalamazoo, Mich.-Kalamazoo Central
44	Clayton Dryfuse	DL	6-4	251	Fr.-Fr.	Tiffin, Ohio-Columbian
44	Jaron Johnson	WR	6-0	175	Jr.-Jr.	Moreno Valley, Calif.-Mt. San Jacinto College
45	Lavonte Robinson	FB	5-8	237	Sr.-Jr.	Cleveland, Ohio-Saint Edward
46	Chad Bata	LB	6-1	208	So.-Fr.	Westlake, Ohio-Westlake
47	Drake Sutton	LS	6-1	211	So.-Fr.	Menomonee Falls, Wis.-Menomonee Falls
48	Lion King	DL	6-4	244	Jr.-So.	Southfield, Mich.-Southfield
49	Tyler Onda	LB	6-0	229	Jr.-So.	Jackson, Mich.-Northwest
50	Jake Hurcombe	OL	6-2	285	Sr.-Sr.	Lincolnshire, Ill.-Stevenson
51	Kyle Rachwal	LB	6-3	231	Jr.-So.	Lapeer, Mich.-Lapeer East
52	Pat O'Connor	DL	6-4	270	Sr.-Sr.	Chicago, Ill.-Saint Rita
53	Ivan Oraha	P	6-1	210	So.-Fr.	Temperance, Mich.-Bedford
54	Ka'John Armstrong	OL	6-4	294	Jr.-So.	Detroit, Mich.-Loyola
55	Clay Holford	DL	6-2	251	So.-Fr.	Carrollton, Texas-Hebron

EASTERN MICHIGAN UNIVERSITY FOOTBALL ROSTER

No.	Name	Pos	Ht	Wt	Class	Hometown-Previous School
56	Jimmy Leatiota	OL	6-3	298	Jr.-So.	San Jose, Calif.-Wilcox-San Mateo
56	Justice Williams	DL	6-4	229	Fr.-Fr.	Belleville, Mich.-Belleville
57	Jeremy Hickey	OL	6-4	312	Jr.-So.	Troy, Mich.-Brother Rice
58	Chris O'Risky	LS	6-0	230	Sr.-Sr.	Poseyville, Ind.-North Posey
59	Thad Abram	LB	6-4	210	So.-Fr.	Woodhaven, Mich.-Woodhaven
59	Dan Samuelson	OL	6-5	297	Sr.-Jr.	Plymouth, Ind.-Michigan
60	Mike Van Hoeven	OL	6-5	283	Fr.-Fr.	Paw Paw, Mich.-Paw Paw
61	Jake Donnellon	OL	6-5	283	Fr.-Fr.	Ann Arbor, Mich.-Gabriel Richard
62	Dale Midkiff	OL	6-5	274	Fr.-Fr.	New Boston, Mich.-Huron
64	Thomas Major	OL	6-2	261	So.-Fr.	Macomb, Mich.-Dakota
65	Brendan Renius	K	6-1	240	Sr.-Sr.	Lambertville, Mich.-Bedford Senior
66	Paul Fricano	K	5-10	192	So.-Fr.	Rochester N.Y.-Churchville-Chili
68	Chase Lynch	DL	6-4	248	Fr.-Fr.	Fenton, Mich.-Fenton
71	Darien Terrell	OL	6-4	317	Sr.-Sr.	Canton, Ohio-Massillon Jackson
72	Andrew Wylie	OL	6-6	311	Sr.-Sr.	Midland, Mich.-Midland
73	Rob Pavletich	OL	6-5	290	So.-Fr.	Neenah, Wis.-Neenah
74	Steve Nielsen	OL	6-8	320	Fr.-Fr.	Dragoer, Denmark-La Lumiere
75	Cole Gardner	OL	6-5	295	Sr.-Sr.	Batavia, Ill.-Batavia
76	Brandon Leahey	OL	6-3	284	So.-Fr.	Parker, Colo.-Chaparral
77	Chris Bukoski	OL	6-5	263	Jr.-So.	Dewitt, Mich.-Dewitt
78	Dakota Tallman	OL	6-5	309	Jr.-So.	LaGrange, Ohio-Elyria Catholic
79	Pete Bergman	OL	6-9	314	So.-Fr.	Casper, Wyo.-Natrona County
80	Austin Stone	WR	5-11	206	Sr.-Jr.	Palmyra, Va.-Fork Union Military
81	Kevin Davis	WR	5-11	193	Sr.-Sr.	Indianapolis, Ind.-Indiana
82	Nigel Kilby	TE	6-7	239	So.-Fr.	Fort Wayne, Ind.-Northrop
83	Tre'Shown Fields	TE	6-4	210	So.-Fr.	Grand Rapids, Mich.-Grand Rapids C.C
84	Sam Browning	TE	6-5	234	Sr.-Sr.	Escondido, Calif.-Palomar C.C.
85	Dan Buschman	TE	6-3	243	Sr.-Jr.	Brighton, Mich.-Brighton
86	Izaiah Fuller	WR	6-4	198	Jr.-So.	Cincinnati, Ohio-LaSalle
87	Mathew Sexton	WR	5-11	167	Fr.-Fr.	Clinton, Mich.-Clinton
88	Bryce Kemp	TE	6-5	233	So.-Fr.	Baxter, Iowa-Baxter Community School
89	Johnnie Niupalau	WR	6-0	228	Jr.-Jr.	San Mateo, Calif.-San Mateo
90	Jeremiah Harris	DL	6-5	258	Jr.-So.	Lambertville, Mich.-Bedford Senior
91	Michael Smith Jr.	DL	6-3	297	Fr.-Fr.	Frostproof, Fla.-Frostproof
92	Maxx Crosby	DL	6-5	265	So.-Fr.	Colleyville, Texas-Colleyville Heritage
93	Derrick Dunlap	DL	6-0	292	Sr.-Jr.	Indianapolis, Ind.-Lawrence Central
94	Hunter Andrews	DL	6-4	252	So.-Fr.	Metamora, Mich.-Lapeer
95	Oddie Granger	DL	6-3	325	Jr.-Jr.	East St. Louis, Ill.-East St. Louis
96	Mike Brown	DL	6-2	297	Sr.-Sr.	Sandusky, Ohio-Sandusky
97	Kwanii Figueroa	DL	6-2	284	So.-So.	Brooklyn, N.Y.-Paramus Catholic
98	Chris Hendricks	DL	6-5	307	Jr.-So.	Fruitport, Mich.-Fruitport
99	Dion Dawson	DL	6-0	351	Sr.-Sr.	Cincinnati, Ohio-Dodge City
99	Sam Girodat	TE	6-3	251	So.-Fr.	Jackson, Mich.-Lumen Christi

EMU Football 2016 - Pronunciation Guide

Players

Aristilde, Dieuly ..... AIR-is-tilled, dew-LEE
Bata, Chad ..... bat-AH
Bossard, Brandon ..... BUH-sard
Calderon, Ikie ..... eye-KEY
Figueroa, Kwanii ..... kwan-EE
Giraldo, Juan ..... heh-RAL-doh
Girodat, Sam ..... jeer-O-dat
Granger, Oddie ..... OH-dee
Hurcombe, Jake ..... HUR-come
Leatiota, Jimmy ..... LEE-ah-TEE-oh-tah
Niupalau, Johnnie ..... new-PLOW
Pavletich, Rob ..... pav-LET-ick
Pensyl, James ..... pencil
Rachwal, Kyle ..... rockwall
Renius, Brendan ..... rain-E-us
Roback, Brogan ..... ROW-back
Robinson, Lavonte ..... luh-VON-tay
Skupin, Anton ..... SKOO-pin, AN-tahn
Terrell, Darien ..... ter-RELL
VanHoeven, Mike ..... van-HOE-vuhn

Coaches

Bullough, Chuck ..... BULL-ah
Creighton, Chris ..... CRAY-ton
DeBoer, Kalen ..... duh-BOR
Neathery, Neal ..... NETH-er-ee

Alphabetical Roster

No.	Name
48	Lion King
76	Brandon Leahey
56	Jimmy Leatiota
43	Tyler Lyle
68	Chase Lynch
29	Brandon Macklin
8	Luke Maclean*
64	Thomas Major
18	Keyan Marshall
35	Freddie McGee
23	Kevin McGill
62	Dale Midkiff
13	Justin Moody*
21	D'Marcus Moon
74	Steve Nielsen
89	Johnnie Niupalau
52	Pat O'Connor***
58	Chris O'Risky***
49	Tyler Onda*
53	Ivan Oraha
1	DaQuan Pace***
26	Willie Parker
73	Rob Pavletich
19	James Pensyl
12	Jalen Phelps
6	Jaylen Pickett*
21	Antoine Porter
36	Jordan Porter
8	Todd Porter
51	Kyle Rachwal*
65	Brendan Renius
4	Brogan Roback**
45	Lavonte Robinson**
59	Dan Samuelson
18	Austin Sanders
87	Mathew Sexton
13	Anton Skupin
91	Michael Smith Jr.
9	Ike Spearman**
7	Isaac Stiebeling
80	Austin Stone**
47	Drake Sutton
78	Dakota Tallman*
71	Darien Terrell***
33	Breck Turner
60	Mike Van Hoeven
5	Shaq Vann*
34	Sal Velasquez
42	Derric Williams**
56	Justice Williams
14	Ross Williams*
72	Andrew Wylie

OFFENSE

Position	No.	Name	Ht.	Wt.	Cl.-El.	GP	GS
X	89	**Johnnie Niupalau**	6-0	228	Jr. -Jr.	12	10
	15	Dieuly Aristilde	6-4	201	So.-Fr.	5	0
	86	Izaiah Fuller	6-4	198	Jr.-So.	15	1
Y/H	85	**Dan Buschman***	6-3	243	Sr.-Jr.	22	12
	82	Nigel Kilby	6-7	239	So.-Fr.	12	1
	84	Sam Browning*	6-5	234	Sr.-Sr.	20	8
Z	23	**Sergio Bailey II**	6-0	186	Jr.-Jr.	12	10
	11	Isaac Holder	5-11	165	So.-Fr.	10	1
H	21	**Antoine Porter**	5-8	185	Jr.-Jr.	12	3
	40	Eddie Daugherty*	5-7	164	So.-So.	24	11
LT	75	**Cole Gardner*****	6-5	295	Sr.-Sr.	46	31
	79	Pete Bergman	6-9	314	So.-Fr.	9	0
LG	71	**Darien Terrell*****	6-4	317	Sr.-Sr.	39	29
	74	Steve Nielsen	6-8	320	Fr.-Fr.	10	1
C	50	**Jake Hurcombe****	6-2	285	Sr.-Sr.	39	37
	78	Dakota Tallman	6-5	309	Jr.-So.	20	0
RG	56	**Jimmy Leatiota**	6-3	298	So.-So.	12	12
	54	Ka'John Armstrong*	6-4	294	Jr.-So.	24	10
RT	72	**Andrew Wylie*****	6-6	311	Sr.-Sr.	45	45
	73	Rob Pavletich	6-5	290	So.-Fr.	12	0
QB	4	**Brogan Roback****	6-3	206	Sr.-Jr.	31	22
	8	Todd Porter	6-3	204	Jr.-Jr.	5	5
	19	James Pensyl	6-6	237	So.-Fr.	1	0
RB	25	**Ian Eriksen***	5-10	206	Jr.-So.	20	8
	33	Breck Turner	6-1	202	So.-Fr.	9	1
	20	Blake Banham*	5-10	185	Jr.-So.	20	2
	26	Willie Parker	5-9	182	Fr.-Fr.	5	0
FB	45	**Lavonte Robinson****	5-8	237	Sr.-Jr.	31	3

DEFENSE

Position	No.	Name	Ht.	Wt.	Cl.-El.	GP	GS
DT	99	**Dion Dawson**	6-0	351	Sr.-Sr.	12	5
	8	Luke Maclean*	6-5	285	Sr.-Jr.	25	15
	97	Kwanii Figueroa*	6-2	284	So.-So.	21	6
	98	Chris Hendricks*	6-5	307	Jr.-So.	24	0
NOSE	96	**Mike Brown*****	6-2	297	Sr.-Sr.	42	34
	95	Oddie Granger	6-3	325	Jr.-Jr.	12	0
	93	Derrick Dunlap*	6-0	292	Sr.-Jr.	25	1
END	52	**Pat O'Connor*****	6-4	270	Sr.-Sr.	48	35
	55	Clay Holford	6-2	251	So.-Fr.	11	0
BULL	90	**Jeremiah Harris****	6-5	258	Jr.-So.	27	17
	92	Maxx Crosby	6-5	265	So.-Fr.	12	0
MIKE	9	**Ike Spearman****	6-0	229	Sr.-Sr.	28	11
	6	Jaylen Pickett*	6-0	222	So.-So.	23	0
WILL	42	**Derric Williams**	6-0	216	Sr.-Jr.	32	21
	51	Kyle Rachwal*	6-3	231	Jr.-So.	21	11
FC	12	**Jalen Phelps**	5-10	165	Fr.-Fr.	11	4
	23	Kevin McGill	6-0	182	Fr.-Fr.	12	5
BC	1	**DaQuan Pace****	5-10	169	Sr.-Sr.	45	31
	14	Ross Williams*	5-11	169	Jr.-So.	18	4
	38	Rashon Davis	5-11	171	Fr.-Fr.	9	0
DAWG	3	**Jason Beck****	6-1	201	Jr.-Jr.	36	34
	24	Brody Hoying	5-11	209	So.-Fr.	12	1
FREE	10	**Vince Calhoun**	5-11	175	Fr.-Fr.	12	12
	13	Justin Moody*	5-10	174	So.-So.	19	0
ROVER	7	**Ikie Calderon***	5-9	180	Sr.-Jr.	13	8
	32	Juan Giraldo*	5-11	202	Jr.-Jr.	24	15

SPECIAL TEAMS

Position	No.	Name	Ht.	Wt.	Cl.-El.
P	17	**Austin Barnes****	5-11	217	Sr.-Jr.
	53	Ivan Oraha	6-1	210	So.-Fr.
PK	66	**Paul Fricano**	5-10	192	So.-Fr.
	39	Jesse Kelly	6-0	195	Jr.-So.
LS	58	**Chris O'Risky***	6-0	230	Sr.-Sr.
	47	Drake Sutton	6-1	211	So.-Fr.
KO	65	**Brendan Renius****	6-1	240	Sr.-Sr.
	39	Jesse Kelly	6-0	195	Jr.-So.
KR	44	**Jaron Johnson**	6-0	175	Jr.-Jr.
	11	Isaac Holder	5-11	165	So.-Fr.
PR	20	**Blake Banham***	5-10	185	Jr.-So.
	40	Eddie Daugherty*	5-7	164	So.-So.
HLD	17	**Austin Barnes****	5-11	217	Sr.-Jr.
	84	Sam Browning *	6-5	234	Sr.-Sr.

EMU PRONUNCIATIONS

Players

Aristilde, Dieuly ..... AIR-is-tilled, dew-LEE
Bata, Chad ..... bat-AH
Bossard, Brandon ..... BUH-sard
Calderon, Ikie ..... eye-KEY
Figueroa, Kwanii ..... kwan-EE
Giraldo, Juan ..... heh-RAL-doh
Girodat, Sam ..... jeer-O-dat
Granger, Oddie ..... OH-dee
Hurcombe, Jake ..... HUR-come
Leatiota, Jimmy ..... LEE-ah-TEE-oh-tah
Niupalau, Johnnie ..... new-PLOW
Pavletich, Rob ..... pav-LET-ick
Pensyl, James ..... pencil
Rachwal, Kyle ..... rockwall
Renius, Brendan ..... rain-E-us
Roback, Brogan ..... ROW-back
Robinson, Lavonte ..... luh-VON-tay
Skupin, Anton ..... SKOO-pin, AN-tahn
Terrell, Darien ..... ter-RELL
VanHoeven, Mike ..... van-HOE-vuhn

Coaches

Bullough, Chuck ..... BULL-ah
Creighton, Chris ..... CRAY-ton
DeBoer, Kalen ..... duh-BOR
Neathery, Neal ..... NETH-er-ee

GAME PARTICIPATION/STARTS

##	PLAYER	GP-GS	MVSU	MU	CHA	WY	BGSU	TOLEDO	OHIO	WMU	MIAMI	BALL	NIU	CMU
41	ABBOTT, Aaron	8/-	XXX	XXX	XXX	XXX	...	...	...	XXX	XXX	XXX	XXX	...
15	ARISTILDE, D.	5/-	...	...	...	...	...	...	XXX	...	XXX	XXX	XXX	XXX
54	ARMSTRONG, K.	12/9	START	START	START	START	START	START	XXX	START	START	START	XXX	XXX
23	BAILEY, Sergio	12/11	START	START	XXX	START	START	START	START	START	START	START	START	START
20	BANHAM, Blake	8/1	XXX	XXX	XXX	XXX	...	...	...	...	XXX	XXX	XXX	START
17	BARNES, Austin	12/-	XXX	XXX	XXX	XXX	XXX	XXX	XXX	XXX	XXX	XXX	XXX	XXX
46	BATA, Chad	1/-	XXX	...	...	...	...	...	...	...	...	...	...	...
3	BECK, Jason	12/12	START	START	START	START	START	START	START	START	START	START	START	START
79	BERGMAN, Pete	8/-	XXX	...	...	XXX	XXX	XXX	XXX	...	XXX	XXX	...	XXX
4D	BOSSARD, B.	1/-	...	...	...	...	...	XXX	...	...	...	...	...	...
96	BROWN, Mike	12/12	START	START	START	START	START	START	START	START	START	START	START	START
84	BROWNING, Sam	8/2	START	XXX	...	...	...	...	XXX	XXX	START	XXX	XXX	XXX
85	BUSCHMAN, Dan	12/12	START	START	START	START	START	START	START	START	START	START	START	START
7	CALDERON, Ikie	11/8	XXX	XXX	START	XXX	START	START	START	START	START	START	START	...
1D	CALHOUN, Vince	12/12	START	START	START	START	START	START	START	START	START	START	START	START
92	CROSBY, Maxx	12/-	XXX	XXX	XXX	XXX	XXX	XXX	XXX	XXX	XXX	XXX	XXX	XXX
40	DAUGHERTY, E.	12/6	XXX	START	START	START	XXX	START	XXX	START	XXX	XXX	XXX	START
81	DAVIS, Kevin	3/-	XXX	...	...	...	XXX	XXX	...	...	...	...	...	...
38	DAVIS, Rashon	9/-	...	...	...	XXX	XXX	XXX	XXX	XXX	XXX	XXX	XXX	XXX
99	DAWSON, Dion	12/5	XXX	XXX	XXX	XXX	XXX	START	XXX	START	START	XXX	START	START
93	DUNLAP, Derrick	10/-	XXX	XXX	XXX	XXX	XXX	XXX	XXX	...	XXX	...	XXX	XXX
25	ERIKSEN, Ian	10/7	XXX	XXX	START	START	START	START	START	...	START	XXX	START	...
97	FIGUEROA, K.	12/-	XXX	XXX	XXX	XXX	XXX	XXX	XXX	XXX	XXX	XXX	XXX	XXX
66	FRICANO, Paul	12/-	XXX	XXX	XXX	XXX	XXX	XXX	XXX	XXX	XXX	XXX	XXX	XXX
86	FULLER, Izaiah	11/1	XXX	XXX	START	XXX	XXX	XXX	XXX	XXX	XXX	XXX	XXX	...
75	GARDNER, Cole	12/12	START	START	START	START	START	START	START	START	START	START	START	START
32	GIRALDO, Juan	12/3	START	START	XXX	START	XXX	XXX	XXX	XXX	XXX	XXX	XXX	XXX
9T	GIRODAT, Sam	11/-	XXX	XXX	...	XXX	XXX	XXX	XXX	XXX	XXX	XXX	XXX	XXX
95	GRANGER, Oddie	12/-	XXX	XXX	XXX	XXX	XXX	XXX	XXX	XXX	XXX	XXX	XXX	XXX
10	GRAY, Aloyis	3/-	...	XXX	XXX	...	XXX	...	...	...	...	...	...	...
90	HARRIS, J.	12/12	START	START	START	START	START	START	START	START	START	START	START	START
16	HARRIS, Lemar	9/-	...	...	...	XXX	XXX	XXX	XXX	XXX	XXX	XXX	XXX	XXX
98	HENDRICKS, C.	12/-	XXX	XXX	XXX	XXX	XXX	XXX	XXX	XXX	XXX	XXX	XXX	XXX
57	HICKEY, Jermey	2/-	...	...	...	...	...	...	...	...	...	...	XXX	XXX
11	HOLDER, Isaac	12/1	XXX	XXX	START	XXX	XXX	XXX	XXX	XXX	XXX	XXX	XXX	XXX
55	HOLFORD, Clay	11/-	XXX	...	XXX	XXX	XXX	XXX	XXX	XXX	XXX	XXX	XXX	XXX
28	HOUSTON, Amos	11/-	XXX	...	XXX	XXX	XXX	XXX	XXX	XXX	XXX	XXX	XXX	XXX
24	HOYING, Brody	12/1	XXX	XXX	XXX	XXX	XXX	XXX	XXX	XXX	XXX	XXX	XXX	START
37	HULLIBARGER, A.	12/-	XXX	XXX	XXX	XXX	XXX	XXX	XXX	XXX	XXX	XXX	XXX	XXX
50	HURCOMBE, Jake	12/11	XXX	START	START	START	START	START	START	START	START	START	START	START
44	JOHNSON, Jaron	7/-	...	...	...	...	...	XXX	XXX	XXX	XXX	XXX	XXX	XXX
88	KEMP, Bryce	12/-	XXX	XXX	XXX	XXX	XXX	XXX	XXX	XXX	XXX	XXX	XXX	XXX
82	KILBY, Nigel	12/1	XXX	XXX	XXX	XXX	START	XXX	XXX	XXX	XXX	XXX	XXX	XXX
48	KING, Lion	1/-	XXX	...	...	...	...	...	...	...	...	...	...	...
76	LEAHEY, Brandon	1/-	XXX	...	...	...	...	...	...	...	...	...	...	...
56	LEATIOTA, Jimmy	12/12	START	START	START	START	START	START	START	START	START	START	START	START
29	MACKLIN, B.	1/-	...	...	...	...	...	...	...	...	...	XXX	...	...
8D	MACLEAN, Luke	10/7	START	START	START	START	START	...	START	...	XXX	START	XXX	XXX
2M	McGILL, Kevin	12/5	XXX	XXX	XXX	XXX	START	START	START	START	START	XXX	XXX	XXX
13	MOODY, Justin	11/-	XXX	XXX	XXX	XXX	XXX	XXX	XXX	XXX	XXX	...	XXX	XXX
2D	MOON, D'Marcus	1/-	...	...	...	...	...	...	...	...	...	...	XXX	...
74	NIELSEN, Steve	10/1	XXX	XXX	XXX	XXX	XXX	XXX	START	...	...	XXX	XXX	XXX
89	NIUPALAU, J.	12/10	START	START	XXX	START	START	START	START	START	XXX	START	START	START
52	O'CONNOR, Pat	12/12	START	START	START	START	START	START	START	START	START	START	START	START
58	O'RISKY, Chris	12/-	XXX	XXX	XXX	XXX	XXX	XXX	XXX	XXX	XXX	XXX	XXX	XXX
49	ONDA, Tyler	12/-	XXX	XXX	XXX	XXX	XXX	XXX	XXX	XXX	XXX	XXX	XXX	XXX
1	PACE, DaQuan	12/12	START	START	START	START	START	START	START	START	START	START	START	START
26	PARKER, Willie	5/-	...	...	...	...	...	...	XXX	XXX	XXX	XXX	XXX	...
73	PAVLETICH, Rob	12/-	XXX	XXX	XXX	XXX	XXX	XXX	XXX	XXX	XXX	XXX	XXX	XXX
19	PENSYL, James	1/-	XXX	...	...	...	...	...	...	...	...	...	...	...
12	PHELPS, Jalen	12/4	XXX	XXX	XXX	START	XXX	XXX	XXX	XXX	XXX	START	START	START
6	PICKETT, Jaylen	12/-	XXX	XXX	XXX	XXX	XXX	XXX	XXX	XXX	XXX	XXX	XXX	XXX
21	PORTER, Antoine	12/3	XXX	XXX	XXX	XXX	XXX	XXX	START	XXX	XXX	START	START	XXX
8	PORTER, Todd	5/5	START	START	START	START	START	...	...	...	...	...	...	...
51	RACHWAL, Kyle	12/9	START	START	XXX	START	START	START	START	START	START	XXX	XXX	START
65	RENIUS, Brendan	12/-	XXX	XXX	XXX	XXX	XXX	XXX	XXX	XXX	XXX	XXX	XXX	XXX
4	ROBACK, Brogan	9/7	...	...	...	XXX	XXX	START	START	START	START	START	START	START
45	ROBINSON, L.	12/1	XXX	XXX	XXX	XXX	XXX	XXX	XXX	XXX	START	XXX	XXX	XXX
18	SANDERS, Austin	8/-	XXX	XXX	XXX	...	...	XXX	XXX	XXX	XXX	...	...	XXX
87	SEXTON, Mathew	7/-	XXX	XXX	XXX	XXX	XXX	XXX	...	...	...	...	...	XXX
9	SPEARMAN, Ike	10/9	START	START	START	...	...	START	START	START	START	START	START	XXX
47	SUTTON, Drake	1/-	XXX	...	...	...	...	...	...	...	...	...	...	...
78	TALLMAN, Dakota	12/-	XXX	XXX	XXX	XXX	XXX	XXX	XXX	XXX	XXX	XXX	XXX	XXX
71	TERRELL, Darien	5/2	...	...	...	...	...	...	...	XXX	XXX	XXX	START	START
70	THORNTON, Matt	1/1	START	...	...	...	...	...	...	...	...	...	...	...
33	TURNER, Breck	9/1	...	XXX	XXX	XXX	XXX	XXX	XXX	START	XXX	...	...	XXX
5	VANN, Shaq	2/2	START	START	...	...	...	...	...	...	...	...	...	...
42	WILLIAMS, D.	12/6	XXX	XXX	START	START	START	XXX	XXX	XXX	XXX	START	START	START
14	WILLIAMS, Ross	8/3	START	START	START	...	...	...	...	XXX	XXX	XXX	XXX	XXX
72	WYLIE, Andrew	12/12	START	START	START	START	START	START	START	START	START	START	START	START

EAGLES BY THE NUMBERS

Geographically

Michigan	37
Ohio	16
Indiana	11
California	9
Florida	6
Illinois	6
Texas	3
Wisconsin	3
Iowa	2
Minnesota	2
New Jersey	2
Virginia	2
Arizona	1
Colorado	1
Denmark	1
Georgia	1
Maryland	1
Missouri	1
New York	1
North Carolina	1
Pennsylvania	1
Wyoming	1

Players By Class

Senior	18
Junior	22
Sophomore	27
Redshirt Freshman	22
Freshman	20

SEASON/CAREER STARTS

Offensive Line (166)	2016	Career
Andrew Wylie	12	45
Jake Hurcombe	11	36
Cole Gardner	12	31
Darien Terrell	3	29
Jimmy Leatiota	12	12
Ka'John Armstrong	8	10
Jeremy Hickey	0	2
Steve Nielsen	1	1

Quarterbacks (27)	2016	Career
Brogan Roback	7	22
Todd Porter	5	5

Wide Receivers (37)	2016	Career
Eddie Daugherty	6	11
Sergio Bailey II	11	11
Johnnie Niupalau	10	10
Antonie Porter	3	3
Izaiah Fuller	1	1
Isaac Holder	1	1

Running Backs (20)	2016	Career
Ian Eriksen	8	8
Shaq Vann	2	6
Lavonte Robinson	1	3
Blake Banham	1	2
Breck Turner	1	1

Tight End (21)	2016	Career
Dan Bushman	12	12
Sam Browning	2	8
Nigel Kilby	1	1

Defensive Line (112)	2016	Career
Pat O'Connor	12	35
Mike Brown	12	34
Jeremiah Harris	12	17
Luke Maclean	7	15
Kwanii Figueroa	0	6
Dion Dawson	5	5

Linebackers (66)	2016	Career
Ike Spearman	9	21
Derric Williams	6	21
Anthony Brown	0	10
Kyle Rachwal	9	11
Amos Houston	0	3

Defensive Backs (114)	2016	Career
Jason Beck	12	34
DaQuan Pace	12	32
Juan Giraldo	3	15
Vince Calhoun	12	12
Ikie Calderon	8	8
Ross Williams	3	3
Kevin McGill	5	5
Jalen Phelps	4	4
Brody Hoying	1	1

Rushing	SEASON gp	att	gain	loss	net	avg	td	lg	avg/g	CAREER gp	att	gain	loss	net	avg	td	lg	avg/g
ERIKSEN, Ian	10	175	765	24	741	4.2	9	31	74.1	20	175	765	24	741	4.2	9	31	37.0
TURNER, Breck	9	69	382	13	369	5.3	4	50	41.0	10	69	382	13	369	5.3	4	50	36.9
BANHAM, Blake	8	48	234	3	231	4.8	2	50	28.9	20	52	261	3	258	5.0	2	50	12.9
ROBACK, Brogan	9	57	272	77	195	3.4	2	21	21.7	33	129	522	280	242	1.9	4	30	7.3
PORTER, Todd	5	41	196	23	173	4.2	1	30	34.6	5	41	196	23	173	4.2	1	30	34.6
VANN, Shaq	2	21	170	4	166	7.9	2	58	83.0	14	121	797	45	752	6.2	7	74	53.7
BAILEY, Sergio	12	3	22	0	22	7.3	0	10	1.8	12	3	22	0	22	7.3	0	10	1.8
HULLIBARGER, Alec	12	3	16	0	16	5.3	0	9	1.3	12	3	16	0	16	5.3	0	9	1.3
PARKER, Willie	5	10	21	9	12	1.2	1	7	2.4	5	10	21	9	12	1.2	1	7	2.4
SEXTON, Mathew	7	1	9	0	9	9.0	0	9	1.3	7	1	9	0	9	9.0	0	9	1.3
DAUGHERTY, Eddie	12	1	7	0	7	7.0	0	7	0.6	24	7	28	14	14	2.0	0	8	0.6
PORTER, Antoine	12	1	0	0	0	0.0	0	0	0.0	12	1	0	0	0	0.0	0	0	0.0
TEAM	6	12	0	43	-43	-3.6	0	0	-7.2									
Total	12	442	2094	196	1898	4.3	21	58	158.2									
Opponents	12	463	2212	240	1972	4.3	23	60	164.3									

Passing	gp	effic	comp-att-int	pct	yds	td	lg	avg/g	gp	effic	comp-att-int	pct	yds	td	lg	avg/g
ROBACK, Brogan	9	133.40	193-326-6	59.2	2394	16	75	266.0	33	121.56	474-829-22	57.2	5463	36	75	165.5
PORTER, Todd	5	127.80	87-142-9	61.3	1064	7	49	212.8	5	127.80	87-142-9	61.3	1064	7	49	212.8
HOLDER, Isaac	12	218.80	1-2-1	50.0	64	0	64	5.3	12	218.80	1-2-1	50.0	64	0	64	5.3
PENSYL, James	1	213.40	2-2-0	100.0	27	0	16	27.0	1	213.40	2-2-0	100.0	27	0	16	27.0
Total	12	132.42	283-472-16	60.0	3549	23	75	295.8								
Opponents	12	134.77	268-441-10	60.8	3259	22	87	271.6								

Receiving	gp	no.	yds	avg	td	lg	avg/g	gp	no.	yds	avg	td	lg	avg/g
BAILEY, Sergio	12	55	799	14.5	6	57	66.6	12	55	799	14.5	6	57	66.6
PORTER, Antoine	12	44	491	11.2	4	38	40.9	12	44	491	11.2	4	38	40.9
KILBY, Nigel	12	34	437	12.9	4	64	36.4	12	34	437	12.9	4	64	36.4
DAUGHERTY, Eddie	12	25	217	8.7	0	24	18.1	24	62	774	12.5	4	64	32.2
NIUPALAU, Johnnie	12	24	328	13.7	3	49	27.3	12	24	328	13.7	3	49	27.3
ERIKSEN, Ian	10	21	243	11.6	0	32	24.3	20	21	243	11.6	0	32	12.1
ARISTILDE, Dieuly	5	18	412	22.9	2	75	82.4	5	18	412	22.9	2	75	82.4
HOLDER, Isaac	12	16	123	7.7	1	17	10.2	12	16	123	7.7	1	17	10.2
BROWNING, Sam	8	11	99	9.0	0	23	12.4	20	35	425	12.1	3	48	21.2
BUSCHMAN, Dan	12	10	166	16.6	2	32	13.8	22	10	166	16.6	2	32	7.5
TURNER, Breck	9	7	61	8.7	0	18	6.8	10	7	61	8.7	0	18	6.1
BANHAM, Blake	8	5	53	10.6	0	27	6.6	20	11	81	7.4	0	27	4.1
PARKER, Willie	5	5	32	6.4	0	10	6.4	5	5	32	6.4	0	10	6.4
SEXTON, Mathew	7	3	51	17.0	0	40	7.3	7	3	51	17.0	0	40	7.3
FULLER, Izaiah	11	2	19	9.5	0	18	1.7	16	5	27	5.4	0	18	1.7
ROBINSON, Lavonte	12	2	13	6.5	1	9	1.1	30	3	17	5.7	1	9	0.6
DAVIS, Kevin	3	1	5	5.0	0	5	1.7	15	7	46	6.6	0	14	3.1
Total	12	283	3549	12.5	23	75	295.8							
Opponents	12	268	3259	12.2	22	87	271.6							

Total Offense	g	plays	rush	pass	total	avg/g	g	plays	rush	pass	total	avg/g
ROBACK, Brogan	9	383	195	2394	2589	287.7	33	958	242	5463	5705	172.9
PORTER, Todd	5	183	173	1064	1237	247.4	5	183	173	1064	1237	247.4
ERIKSEN, Ian	10	175	741	0	741	74.1	20	175	741	0	741	37.0
TURNER, Breck	9	69	369	0	369	41.0	10	69	369	0	369	36.9
BANHAM, Blake	8	48	231	0	231	28.9	20	52	258	0	258	12.9
VANN, Shaq	2	21	166	0	166	83.0	14	123	752	-4	748	53.4
HOLDER, Isaac	12	2	0	64	64	5.3	12	2	0	64	64	5.3
PENSYL, James	1	2	0	27	27	27.0	1	2	0	27	27	27.0
BAILEY, Sergio	12	3	22	0	22	1.8	12	3	22	0	22	1.8
HULLIBARGER, Alec	12	3	16	0	16	1.3	12	3	16	0	16	1.3
PARKER, Willie	5	10	12	0	12	2.4	5	10	12	0	12	2.4
SEXTON, Mathew	7	1	9	0	9	1.3	7	1	9	0	9	1.3
DAUGHERTY, Eddie	12	1	7	0	7	0.6	24	8	14	0	14	0.6
TEAM	6	12	-43	0	-43	-7.2						
Total	12	914	1898	3549	5447	453.9						
Opponents	12	904	1972	3259	5231	435.9						

	SEASON									CAREER								
			PAT									PAT						
Scoring	td	fg	kick	rush	rcv	pass	dxp	saf	pts	td	fg	kick	rush	rcv	pass	dxp	saf	pts
FRICANO, Paul	-	17-22	40-41	-	-	-	-	-	91	-	17-22	40-41	-	-	-	-	-	91
ERIKSEN, Ian	9	-	-	-	-	-	-	-	54	9	-	-	-	-	-	-	-	54
BAILEY, Sergio	6	-	-	-	1	-	-	-	38	6	-	-	-	1	-	-	-	38
KILBY, Nigel	4	-	-	-	-	-	-	-	24	4	-	-	-	-	-	-	-	24
TURNER, Breck	4	-	-	-	-	-	-	-	24	4	-	-	-	-	-	-	-	24
PORTER, Antoine	4	-	-	-	-	-	-	-	24	4	-	-	-	-	-	-	-	24
NIUPALAU, Johnnie	3	-	-	-	-	-	-	-	18	3	-	-	-	-	-	-	-	18
BUSCHMAN, Dan	2	-	-	-	-	-	-	-	12	2	-	-	-	-	-	-	-	12
ROBACK, Brogan	2	-	-	-	-	1-3	-	-	12	4	-	-	-	2	1-4	-	-	28
ARISTILDE, Dieuly	2	-	-	-	-	-	-	-	12	2	-	-	-	-	-	-	-	12
BANHAM, Blake	2	-	-	-	-	-	-	-	12	2	-	-	-	-	-	-	-	12
VANN, Shaq	2	-	-	-	-	-	-	-	12	8	-	-	-	-	-	-	-	48
HOLDER, Isaac	1	-	-	-	-	-	-	-	6	1	-	-	-	-	-	-	-	6
ROBINSON, Lavonte	1	-	-	-	-	-	-	-	6	1	-	-	-	-	-	-	-	6
PICKETT, Jaylen	1	-	-	-	-	-	-	-	6	1	-	-	-	-	-	-	-	6
PORTER, Todd	1	-	-	-	-	-	-	-	6	1	-	-	-	-	-	-	-	6
PARKER, Willie	1	-	-	-	-	-	-	-	6	1	-	-	-	-	-	-	-	6
TEAM	-	-	-	-	-	-	-	1	2									
DAUGHERTY, Eddie	-	-	-	-	-	0-1	-	-	0	4	-	-	-	-	1-2	-	-	24
Total	45	17-22	40-41	-	1	1-4	-	1	365									
Opponents	49	8-14	44-47	-	1	1-2	-	-	364									

Punt Returns	no.	yds	avg	td	lg	no.	yds	avg	td	lg
BANHAM, Blake	5	27	5.4	0	14	13	103	7.9	0	35
HOLDER, Isaac	2	-1	-0.5	0	0	2	-1	-0.5	0	0
DAUGHERTY, Eddie	1	1	1.0	0	1	1	1	1.0	0	1
Total	8	27	3.4	0	14					
Opponents	16	115	7.2	1	54					

Kick Returns	no.	yds	avg	td	lg	no.	yds	avg	td	lg
JOHNSON, Jaron	19	351	18.5	0	44	19	351	18.5	0	44
BANHAM, Blake	9	270	30.0	0	69	29	669	23.1	0	69
MOODY, Justin	4	71	17.8	0	27	5	78	15.6	0	27
HOLDER, Isaac	4	61	15.2	0	20	4	61	15.2	0	20
SEXTON, Mathew	3	41	13.7	0	21	3	41	13.7	0	21
SANDERS, Austin	3	78	26.0	0	51	3	78	26.0	0	51
TURNER, Breck	2	18	9.0	0	16	2	18	9.0	0	16
Total	44	890	20.2	0	69					
Opponents	52	994	19.1	0	46					

Interceptions	no.	yds	avg	td	lg	no.	yds	avg	td	lg
PACE, DaQuan	3	50	16.7	0	35	4	50	12.5	0	35
CALHOUN, Vince	2	-2	-1.0	0	0	2	-2	-1.0	0	0
PICKETT, Jaylen	2	57	28.5	1	36	2	57	28.5	1	36
RACHWAL, Kyle	1	17	17.0	0	17	2	52	26.0	1	35
HARRIS, Jeremiah	1	8	8.0	0	8	1	8	8.0	0	8
WILLIAMS, Ross	1	-2	-2.0	0	0	1	-2	-2.0	0	0
Total	10	128	12.8	1	36					
Opponents	16	239	14.9	3	66					

Fumble Returns	no.	yds	avg	td	lg	no.	yds	avg	td	lg
FIGUEROA, Kwanii	1	10	10.0	0	10	1	10	10.0	0	10
HARRIS, Jeremiah	1	11	11.0	0	11	1	11	11.0	0	11
Total	2	21	10.5	0	11					
Opponents	3	15	5.0	0	9					

	SEASON								CAREER							
All Purpose	g	rush	rcv	pr	kr	ir	total	avg/g	g	rush	rcv	pr	kr	ir	total	avg/g
ERIKSEN, Ian	10	741	243	0	0	0	984	98.4	20	741	243	0	0	0	984	49.2
BAILEY, Sergio	12	22	799	0	0	0	821	68.4	12	22	799	0	0	0	821	68.4
BANHAM, Blake	8	231	53	27	270	0	581	72.6	20	258	81	103	669	0	1111	55.5
PORTER, Antoin	12	0	491	0	0	0	491	40.9	12	0	491	0	0	0	491	40.9
TURNER, Breck	9	369	61	0	18	0	448	49.8	10	369	61	0	18	0	448	44.8
KILBY, Nigel	12	0	437	0	0	0	437	36.4	12	0	437	0	0	0	437	36.4
ARISTILDE, Dieu	5	0	412	0	0	0	412	82.4	5	0	412	0	0	0	412	82.4
JOHNSON, Jaro	7	0	0	0	351	0	351	50.1	7	0	0	0	351	0	351	50.1
NIUPALAU, John	12	0	328	0	0	0	328	27.3	12	0	328	0	0	0	328	27.3
DAUGHERTY, E	12	7	217	1	0	0	225	18.8	24	14	774	1	375	0	1164	48.5
ROBACK, Broga	9	195	0	0	0	0	195	21.7	33	242	8	0	0	0	250	7.6
HOLDER, Isaac	12	0	123	-1	61	0	183	15.2	12	0	123	-1	61	0	183	15.2
PORTER, Todd	5	173	0	0	0	0	173	34.6	5	173	0	0	0	0	173	34.6
VANN, Shaq	2	166	0	0	0	0	166	83.0	14	752	264	0	23	0	1039	74.2
BUSCHMAN, Da	12	0	166	0	0	0	166	13.8	22	0	166	0	0	0	166	7.5
SEXTON, Mathe	7	9	51	0	41	0	101	14.4	7	9	51	0	41	0	101	14.4
BROWNING, Sa	8	0	99	0	0	0	99	12.4	20	27	425	0	0	0	452	22.6
SANDERS, Austi	8	0	0	0	78	0	78	9.8	8	0	0	0	78	0	78	9.8
MOODY, Justin	11	0	0	0	71	0	71	6.5	19	0	0	0	78	0	78	4.1
PICKETT, Jaylen	12	0	0	0	0	57	57	4.8	24	0	0	0	0	57	57	2.4
PACE, DaQuan	12	0	0	0	0	50	50	4.2	46	0	0	0	0	50	50	1.1
PARKER, Willie	5	12	32	0	0	0	44	8.8	5	12	32	0	0	0	44	8.8
FULLER, Izaiah	11	0	19	0	0	0	19	1.7	16	0	27	0	0	0	27	1.7
RACHWAL, Kyle	12	0	0	0	0	17	17	1.4	21	0	0	0	0	52	52	2.5
HULLIBARGER,	12	16	0	0	0	0	16	1.3	12	16	0	0	0	0	16	1.3
ROBINSON, Lav	12	0	13	0	0	0	13	1.1	30	0	17	0	0	0	17	0.6
HARRIS, Jeremi	12	0	0	0	0	8	8	0.7	27	0	0	0	0	8	8	0.3
DAVIS, Kevin	3	0	5	0	0	0	5	1.7	15	0	46	0	0	0	46	3.1
CALHOUN, Vinc	12	0	0	0	0	-2	-2	-0.2	12	0	0	0	0	-2	-2	-0.2
WILLIAMS, Ross	8	0	0	0	0	-2	-2	-0.2	19	0	0	0	0	-2	-2	-0.1
TEAM	6	-43	0	0	0	0	-43	-7.2								
Total	12	1898	3549	27	890	128	6492	541.0								
Opponents	12	1972	3259	115	994	239	6579	548.2								

Field Goals	att	good	long	blkd	att	good	long	blkd
FRICANO, Paul	22	17	46	0	22	17	46	0
Total	22	17	46	0				
Opponents	14	8	47	2				

Punting	no.	yds	avg	lg	blk	no.	yds	avg	lg	blk
BARNES, Austin	60	2624	43.7	61	0	177	7548	42.6	65	0
Total	60	2624	43.7	61	0					
Opponents	65	2541	39.1	69	0					

Kickoffs	no.	yds	avg	tb	ob	no.	yds	avg	tb	ob
RENIUS, Brendan	73	4301	58.9	18	1	182	11000	60.4	74	5
Total	73	4301	58.9	18	1					
Opponents	69	4077	59.1	21	0					

		SEASON											CAREER										
##	Defensive Leaders	gp	ua	a	total	tfl	sack	int	pbu	fr	ff	blk	gp	ua	a	total	tfl	sack	int	pbu	fr	ff	blk
51	RACHWAL, Kyle	12	36	65	101	1.0	.	1	.	1	.	.	21	61	84	145	7.5	1.0	2	1	2	1	.
3	BECK, Jason	12	43	55	98	6.0	0.5	.	3	.	.	.	36	136	128	264	7.0	0.5	2	6	1	.	.
1D	CALHOUN, Vince	12	42	31	73	1.5	.	2	6	.	1	.	12	42	31	73	1.5	.	2	6	.	1	.
90	HARRIS, Jeremiah	12	18	45	63	8.0	3.5	1	3	3	3	2	27	33	69	102	10.5	4.5	1	6	3	4	2
7	CALDERON, Ikie	11	35	25	60	3.0	1.0	.	1	1	2	.	13	47	33	80	3.0	1.0	.	1	1	2	.
42	WILLIAMS, Derric	12	24	31	55	4.5	.	.	2	.	1	.	32	65	69	134	15.5	3.5	.	2	.	1	.
13	MOODY, Justin	11	30	19	49	1.5	.	.	2	.	.	.	19	31	19	50	1.5	.	.	2	.	.	.
1	PACE, DaQuan	12	28	19	47	1.0	.	3	9	.	.	.	46	97	49	146	3.5	.	4	24	.	.	.
9	SPEARMAN, Ike	10	18	25	43	2.0	2.0	.	.	1	.	.	28	53	75	128	5.5	2.5	2	.	1	.	.
52	O'CONNOR, Pat	12	15	23	38	12.5	8.0	.	2	.	5	.	48	66	96	162	31.5	19.5	.	7	1	7	.
32	GIRALDO, Juan	12	19	14	33	0.0	.	.	4	.	2	.	24	63	28	91	1.0	.	.	7	.	2	.
92	CROSBY, Maxx	12	8	23	31	5.5	1.5	.	1	1	.	.	12	8	23	31	5.5	1.5	.	1	1	.	.
2M	McGILL, Kevin	12	22	9	31	0.0	.	.	3	1	.	.	12	22	9	31	0.0	.	.	3	1	.	.
6	PICKETT, Jaylen	12	10	19	29	0.0	.	2	1	1	.	.	24	14	21	35	1.0	.	2	1	1	.	.
12	PHELPS, Jalen	12	18	9	27	0.0	.	.	4	.	.	.	12	18	9	27	0.0	.	.	4	.	.	.
96	BROWN, Mike	12	2	24	26	2.0	.	.	2	.	.	.	42	30	82	112	8.5	1.5	.	3	.	.	.
24	HOYING, Brody	12	9	15	24	0.0	.	.	.	.	1	.	12	9	15	24	0.0	.	.	.	.	1	.
99	DAWSON, Dion	12	2	16	18	0.5	0.5	.	1	.	.	.	12	2	16	18	0.5	0.5	.	1	.	.	.
98	HENDRICKS, Chris	12	4	11	15	1.0	0.5	.	.	.	1	.	23	4	11	15	1.0	0.5	.	.	.	1	.
55	HOLFORD, Clay	11	5	7	12	1.0	.	.	.	.	.	.	11	5	7	12	1.0	.	.	.	.	.	.
93	DUNLAP, Derrick	10	3	8	11	0.0	.	.	.	.	.	.	24	7	17	24	0.0	.	.	.	.	.	.
95	GRANGER, Oddie	12	6	4	10	1.0	.	.	1	.	.	.	12	6	4	10	1.0	.	.	1	.	.	.
14	WILLIAMS, Ross	8	7	3	10	0.0	.	1	.	.	.	.	19	12	6	18	0.0	.	1	.	.	.	.
8D	MACLEAN, Luke	10	2	7	9	2.0	0.5	.	3	.	.	.	21	24	31	55	12.0	5.5	.	5	2	.	.
97	FIGUEROA, Kwanii	12	1	8	9	1.0	1.0	.	.	1	.	.	23	9	23	32	2.5	1.0	.	1	1	.	.
49	ONDA, Tyler	12	2	7	9	0.0	.	.	.	.	.	.	24	3	11	14	0.0	.	.	.	1	.	.
28	HOUSTON, Amos	11	2	5	7	0.0	.	.	.	.	.	.	37	23	21	44	2.5	.	.	1	.	2	1
87	SEXTON, Mathew	7	3	1	4	0.0	.	.	.	.	.	.	7	3	1	4	0.0	.	.	.	.	.	.
18	SANDERS, Austin	8	1	3	4	0.0	.	.	.	.	.	.	8	1	3	4	0.0	.	.	.	.	.	.
37	HULLIBARGER, Alec	12	1	3	4	0.0	.	.	.	.	.	.	12	1	3	4	0.0	.	.	.	.	.	.
23	BAILEY, Sergio	12	2	1	3	0.0	.	.	1	.	.	.	12	2	1	3	0.0	.	.	1	.	.	.
44	JOHNSON, Jaron	7	2	1	3	0.0	.	.	.	.	.	.	7	2	1	3	0.0	.	.	.	.	.	.
25	ERIKSEN, Ian	10	1	1	2	0.0	.	.	.	.	.	.	20	2	2	4	0.0	.	.	.	.	.	.
41	ABBOTT, Aaron	8	.	1	1	0.0	.	.	.	.	.	.	19	2	3	5	0.0	.	.	.	.	.	.
88	KEMP, Bryce	12	.	1	1	0.0	.	.	.	.	.	.	12	.	1	1	0.0	.	.	.	.	.	.
20	BANHAM, Blake	8	.	1	1	0.0	.	.	.	.	.	.	20	4	1	5	0.0	.	.	.	.	.	.
21	PORTER, Antoine	12	1	.	1	0.0	.	.	.	.	.	.	12	1	.	1	0.0	.	.	.	.	.	.
33	TURNER, Breck	9	1	.	1	0.0	.	.	.	.	.	.	10	1	.	1	0.0	.	.	.	.	.	.
84	BROWNING, Sam	8	.	1	1	0.0	.	.	.	.	.	.	20	1	1	2	0.0	.	.	.	.	.	.
82	KILBY, Nigel	12	1	.	1	0.0	.	.	.	.	.	.	12	1	.	1	0.0	.	.	.	.	.	.
16	HARRIS, Lemar	9	.	1	1	0.0	.	.	.	1	.	.	9	.	1	1	0.0	.	.	.	1	.	.
38	DAVIS, Rashon	9	.	1	1	0.0	.	.	.	.	.	.	9	.	1	1	0.0	.	.	.	.	.	.
48	KING, Lion	1	.	1	1	0.0	.	.	.	.	.	.	1	.	1	1	0.0	.	.	.	.	.	.
TM	TEAM	6	1	.	1	0.0	.	.	.	1	.	.											
40	DAUGHERTY, Eddie	12	1	.	1	0.0	.	.	.	.	.	.	24	3	.	3	0.0	.	.	.	.	.	.
58	O'RISKY, Chris	12	.	.	.	0.0	.	.	.	1	.	.	48	.	6	6	0.0	.	.	.	1	.	.
	Total	12	426	544	970	55	20	10	49	13	16	2											
	Opponents	12	420	476	896	40	13	16	62	6	9	.											

Team Statistics	EMU	OPP
SCORING	365	364
Points Per Game	30.4	30.3
Points Off Turnovers	87	72
FIRST DOWNS	275	291
Rushing	107	111
Passing	151	152
Penalty	17	28
RUSHING YARDAGE	1898	1972
Yards gained rushing	2094	2212
Yards lost rushing	196	240
Rushing Attempts	442	463
Average Per Rush	4.3	4.3
Average Per Game	158.2	164.3
TDs Rushing	21	23
PASSING YARDAGE	3549	3259
Comp-Att-Int	283-472-16	268-441-10
Average Per Pass	7.5	7.4
Average Per Catch	12.5	12.2
Average Per Game	295.8	271.6
TDs Passing	23	22
TOTAL OFFENSE	5447	5231
Total Plays	914	904
Average Per Play	6.0	5.8
Average Per Game	453.9	435.9
KICK RETURNS: #-Yards	44-890	52-994
PUNT RETURNS: #-Yards	8-27	16-115
INT RETURNS: #-Yards	10-128	16-239
KICK RETURN AVERAGE	20.2	19.1
PUNT RETURN AVERAGE	3.4	7.2
INT RETURN AVERAGE	12.8	14.9
FUMBLES-LOST	13-6	29-13
PENALTIES-Yards	73-726	68-639
Average Per Game	60.5	53.2
PUNTS-Yards	60-2624	65-2541
Average Per Punt	43.7	39.1
Net punt average	40.5	36.5
KICKOFFS-Yards	73-4301	69-4077
Average Per Kick	58.9	59.1
Net kick average	39.1	38.6
TIME OF POSSESSION/Game	30:39	29:21
3RD-DOWN Conversions	82/183	70/168
3rd-Down Pct	45%	42%
4TH-DOWN Conversions	8/12	11/15
4th-Down Pct	67%	73%
SACKS BY-Yards	20-114	13-89
MISC YARDS	0	-1
TOUCHDOWNS SCORED	45	49
FIELD GOALS-ATTEMPTS	17-22	8-14
ON-SIDE KICKS	0-1	0-0
RED-ZONE SCORES	(47-52) 90%	(35-42) 83%
RED-ZONE TOUCHDOWNS	(34-52) 65%	(29-42) 69%
PAT-ATTEMPTS	(40-41) 98%	(44-47) 94%
ATTENDANCE	106064	137383
Games/Avg Per Game	6/17677	6/22897
Neutral Site Games		0/0

Score by Quarters	1st	2nd	3rd	4th	OT	Total
Eastern Michigan	72	84	121	88	0	365
Opponents	73	70	79	135	7	364

2016 Eastern Michigan Football

Eastern Michigan Team Game-by-Game Comparison (as of Nov 23, 2016)

All games

Opponent	Score	First Downs Total	First Downs Rush	First Downs Pass	First Downs Pen	Rushing Number-Yards	Passing Comp-Att-Int	Passing Yards	Total Offense Plays-Yards	Return Yards	Turn-Overs
MISSISSIPPI VALLEY	61 - 14	24 / 18	14 / 5	9 / 9	1 / 4	44-281 / 32-23	17-24-1 / 19-38-0	198 / 178	68-479 / 70-201	162 / 139	1 / 2
Missouri	21 - 61	21 / 30	7 / 12	12 / 15	2 / 3	46-141 / 38-170	23-45-2 / 27-40-0	287 / 477	91-428 / 78-647	0 / 201	2 / 2
Charlotte	37 - 19	17 / 23	4 / 9	13 / 9	0 / 5	30-72 / 39-157	24-31-1 / 23-44-2	285 / 199	61-357 / 83-356	199 / 128	1 / 3
WYOMING	27 - 24	24 / 19	13 / 4	10 / 12	1 / 3	47-239 / 38-79	17-34-4 / 19-29-1	261 / 234	81-500 / 67-313	71 / 152	4 / 3
Bowling Green	28 - 25	24 / 29	13 / 11	8 / 14	3 / 4	45-212 / 42-206	21-30-1 / 23-47-1	262 / 250	75-474 / 89-456	16 / 23	2 / 1
TOLEDO	20 - 35	16 / 30	4 / 13	11 / 15	1 / 2	20-62 / 51-220	20-38-1 / 25-31-0	255 / 247	58-317 / 82-467	46 / 78	2 / 0
Ohio	27 - 20	20 / 25	8 / 8	12 / 16	0 / 1	32-88 / 30-124	29-39-0 / 26-43-1	347 / 291	71-435 / 73-415	107 / 111	1 / 2
Western Michigan	31 - 45	23 / 29	5 / 10	17 / 18	1 / 1	30-142 / 38-163	29-45-1 / 29-35-1	319 / 398	75-461 / 73-561	105 / 79	2 / 2
MIAMI	15 - 28	16 / 23	3 / 12	13 / 9	0 / 2	23-33 / 43-230	23-39-1 / 15-23-0	328 / 175	62-361 / 66-405	70 / 83	1 / 1
Ball State	48 - 41	35 / 26	10 / 9	23 / 16	2 / 1	37-154 / 34-149	37-72-1 / 30-51-2	468 / 393	109-622 / 85-542	89 / 128	3 / 5
NORTHERN ILLINOIS	24 - 31	32 / 20	18 / 11	9 / 8	5 / 1	56-291 / 52-324	17-38-2 / 11-25-1	184 / 161	94-475 / 77-485	94 / 119	2 / 1
CENTRAL MICHIGAN	26 - 21	23 / 19	8 / 7	14 / 11	1 / 1	32-183 / 26-127	26-37-1 / 21-35-1	355 / 256	69-538 / 61-383	107 / 122	1 / 1
Totals	365 - 364	275 / 291	107 / 111	151 / 152	17 / 28	442-1898 / 463-1972	283-472-16 / 268-441-10	3549 / 3259	914-5447 / 904-5231	1066 / 1363	22 / 23

Opponent	3rd Down Conversions	4th Down Conversions	Time of Possession	TOP Margin	Avg Yds/Rush	Avg Yds/Pass	Avg Yds/Play	Punting Number-Avg	Penalties Number-Yards	Sacks
MISSISSIPPI VALLEY	5-11 / 4-13	1-1 / 0-1	28:24 / 31:36	-3:12	6.4 / 0.7	8.2 / 4.7	7.0 / 2.9	2-46.5 / 8-33.2	6-68 / 11-66	4 / 0
Missouri	11-21 / 9-15	0-1 / 1-1	38:44 / 21:16	17:28	3.1 / 4.5	6.4 / 11.9	4.7 / 8.3	8-47.0 / 4-43.8	8-61 / 8-75	0 / 1
Charlotte	7-13 / 8-20	0-0 / 3-4	31:34 / 28:26	3:08	2.4 / 4.0	9.2 / 4.5	5.9 / 4.3	3-46.7 / 3-48.0	7-90 / 7-81	2 / 1
WYOMING	6-16 / 3-13	0-1 / 1-1	31:56 / 28:04	3:52	5.1 / 2.1	7.7 / 8.1	6.2 / 4.7	5-47.2 / 6-37.3	5-55 / 3-35	3 / 2
Bowling Green	7-14 / 5-15	0-0 / 2-2	31:39 / 28:21	3:18	4.7 / 4.9	8.7 / 5.3	6.3 / 5.1	5-50.0 / 6-43.7	5-56 / 4-48	2 / 0
TOLEDO	2-10 / 11-17	0-0 / 0-1	22:48 / 37:12	-14:24	3.1 / 4.3	6.7 / 8.0	5.5 / 5.7	6-44.0 / 5-40.0	5-51 / 6-60	1 / 0
Ohio	7-15 / 3-11	0-0 / 0-1	30:57 / 29:03	1:54	2.8 / 4.1	8.9 / 6.8	6.1 / 5.7	4-43.0 / 5-35.2	5-55 / 4-40	2 / 1
Western Michigan	8-15 / 5-8	3-3 / 1-1	27:55 / 32:05	-4:10	4.7 / 4.3	7.1 / 11.4	6.1 / 7.7	3-47.0 / 2-35.5	7-50 / 6-65	1 / 0
MIAMI	4-14 / 4-9	2-3 / 0-0	25:20 / 34:40	-9:20	1.4 / 5.3	8.4 / 7.6	5.8 / 6.1	6-48.0 / 5-42.4	7-67 / 2-15	1 / 5
Ball State	12-22 / 2-13	0-0 / 2-2	32:02 / 27:58	4:04	4.2 / 4.4	6.5 / 7.7	5.7 / 6.4	8-36.8 / 9-42.1	4-30 / 6-49	3 / 1
NORTHERN ILLINOIS	9-18 / 10-20	0-1 / 0-0	33:58 / 26:02	7:56	5.2 / 6.2	4.8 / 6.4	5.1 / 6.3	6-40.2 / 5-34.2	7-68 / 9-95	0 / 1
CENTRAL MICHIGAN	4-14 / 6-14	2-2 / 1-1	32:31 / 27:29	5:02	5.7 / 4.9	9.6 / 7.3	7.8 / 6.3	4-32.2 / 7-37.3	7-75 / 2-10	1 / 1
Totals	82-183 / 70-168	8-12 / 11-15	367:48 / 352:12	15:36	4.3 / 4.3	7.5 / 7.4	6.0 / 5.8	60-43.7 / 65-39.1	73-726 / 68-639	20 / 13

Note: Game totals are displayed in the format TEAM/OPPONENT for each category

25-YARD PLUS PLAYS

Yds	Type	Player(s)	Opponent
75*	Pass	ARISTILDE, Dieuly from ROBACK, Brogan	Miami
69	KR	BANHAM, Blake	Mississippi Valley
64	Pass	KILBY, Nigel from HOLDER, Isaac	Bowling Green
58	Rush	VANN, Shaq	Mississippi Valley
57	Pass	BAILEY, Sergio from ROBACK, Brogan	Ohio
56	Pass	BAILEY, Sergio from ROBACK, Brogan	Western Michigan
51	KR	SANDERS, Austin	Mississippi Valley
50*	Rush	TURNER, Breck	Wyoming
49*	Pass	NIUPALAU, Johnnie from PORTER, Todd	Charlotte
47	KR	BANHAM, Blake	Charlotte
46	Pass	ARISTILDE, Dieuly from ROBACK, Brogan	Miami
44	Pass	BAILEY, Sergio from ROBACK, Brogan	Toledo
40	Pass	ARISTILDE, Dieuly from ROBACK, Brogan	Ball State
40*	Pass	BAILEY, Sergio from ROBACK, Brogan	Bowling Green
40	Pass	SEXTON, Mathew from PORTER, Todd	Wyoming
39	KR	BANHAM, Blake	Charlotte
38	Pass	PORTER, Antoine from PORTER, Todd	Bowling Green
38	KR	BANHAM, Blake	Wyoming
38	Rush	TURNER, Breck	Western Michigan
38	KR	JOHNSON, Jaron	Western Michigan
36*	INT	PICKETT, Jaylen	Charlotte
35	INT	PACE, DaQuan	Ohio
35	Pass	NIUPALAU, Johnnie from ROBACK, Brogan	Ball State
34	Pass	KILBY, Nigel from PORTER, Todd	Mississippi Valley
32	Pass	ERIKSEN, Ian from PORTER, Todd	Missouri
32	Pass	BUSCHMAN, Dan from PORTER, Todd	Charlotte
32	Pass	ERIKSEN, Ian from PORTER, Todd	Charlotte
32	Pass	PORTER, Antoine from ROBACK, Brogan	Ohio
32	Pass	KILBY, Nigel from PORTER, Todd	Wyoming
32	Pass	ARISTILDE, Dieuly from ROBACK, Brogan	Ball State
31	Rush	ERIKSEN, Ian	Mississippi Valley
30	Rush	PORTER, Todd	Wyoming
30*	Pass	BUSCHMAN, Dan from ROBACK, Brogan	Ball State
30	Pass	BUSCHMAN, Dan from PORTER, Todd	Missouri
30	Rush	ERIKSEN, Ian	Missouri
29	Rush	ERIKSEN, Ian	Northern Illinois
29	Pass	ERIKSEN, Ian from ROBACK, Brogan	Ball State
29*	Pass	PORTER, Antoine from ROBACK, Brogan	Western Michigan
28	Pass	KILBY, Nigel from PORTER, Todd	Mississippi Valley
28	Pass	PORTER, Antoine from PORTER, Todd	Missouri
27*	Rush	ERIKSEN, Ian	Northern Illinois
27	KR	MOODY, Justin	Ohio
27	Rush	ERIKSEN, Ian	Wyoming
27	Pass	ARISTILDE, Dieuly from ROBACK, Brogan	Miami
26	KR	JOHNSON, Jaron	Ball State
25	Rush	ERIKSEN, Ian	Ball State
25	Pass	NIUPALAU, Johnnie from PORTER, Todd	Missouri
25	Pass	KILBY, Nigel from PORTER, Todd	Wyoming
25	Pass	BUSCHMAN, Dan from ROBACK, Brogan	Northern Illinois

* touchdown scored on play

LONG PLAYS BY THE NUMBERS

Long Plays By Yards	No.	TD
100+	0	0
90-99	0	0
80-89	0	0
70-79	1	1
60-69	2	0
50-59	5	1
40-49	7	2
30-39	20	2
20-29	42	2

Long Plays By Type	No.	TD
Rushing	15	2
Passing	43	5
Punt returns	0	0
Kick returns	16	0
Interceptions	3	1
Fumble returns	0	0
Other	0	0
TOTAL	77	8

25-YARD PLUS BY PLAYER

Player	No.	TD	R	P	KR	PR	IR	FR
BAILEY, Sergio	10	1	0	10	0	0	0	0
ERIKSEN, Ian	10	1	6	4	0	0	0	0
BANHAM, Blake	7	0	0	0	7	0	0	0
ARISTILDE, Dieuly	6	1	0	6	0	0	0	0
KILBY, Nigel	6	0	0	6	0	0	0	0
PORTER, Antoine	5	1	0	5	0	0	0	0
JOHNSON, Jaron	5	0	0	0	5	0	0	0
NIUPALAU, Johnnie	4	1	0	4	0	0	0	0
BUSCHMAN, Dan	4	1	0	4	0	0	0	0
TURNER, Breck	4	1	4	0	0	0	0	0
PICKETT, Jaylen	2	1	0	0	0	0	2	0
SEXTON, Mathew	2	0	0	1	1	0	0	0
DAUGHERTY, Eddie	2	0	0	2	0	0	0	0
VANN, Shaq	2	0	2	0	0	0	0	0
PORTER, Todd	2	0	2	0	0	0	0	0
HOLDER, Isaac	1	0	0	0	1	0	0	0
ROBACK, Brogan	1	0	1	0	0	0	0	0
BROWNING, Sam	1	0	0	1	0	0	0	0
MOODY, Justin	1	0	0	0	1	0	0	0
PACE, DaQuan	1	0	0	0	0	0	1	0
SANDERS, Austin	1	0	0	0	1	0	0	0
TOTAL	77	8	15	43	16	0	3	0

LONGEST PLAYS OF THE YEAR

Rushing
58 VANN, Shaq vs Mississippi Valley (9/2/2016)

Rushing Touchdown
50 TURNER, Breck vs Wyoming (9/23/2016)

Passing
75 ARISTILDE, Dieuly from ROBACK, Brogan vs Miami (10/29/2016)

Passing Touchdown
75 ARISTILDE, Dieuly from ROBACK, Brogan vs Miami (10/29/2016)

Punt Return
14 BANHAM, Blake vs Miami (10/29/2016)

Kick Return
69 BANHAM, Blake vs Mississippi Valley (9/2/2016)

Interception Return
36 PICKETT, Jaylen vs Charlotte (9/17/2016)

Fumble Return
11 HARRIS, Jeremiah vs Mississippi Valley (9/2/2016)

Punt
71 BARNES, Austin+JONES, Corey vs Toledo (10/8/2016)

Field Goal
46 FRICANO, Paul vs Wyoming (9/23/2016)

Eastern Michigan Inside Opponent Red-Zone

Date	Opponent		Score	Times In RZ	Times Scored	Total Pts	TDs	Rush TDs	Pass TDs	FGs Made	Failed to score inside RZ FGA	Down	Int	Fumb	Half	Game
Sep 02, 2016	MISSISSIPPI VALLEY	W	61-14	9	9	59	8	5	3	1	0	0	0	0	0	0
Sep 10, 2016	at Missouri	L	21-61	4	3	21	3	2	1	0	0	1	0	0	0	0
Sep 17, 2016	at Charlotte	W	37-19	5	5	23	2	1	1	3	0	0	0	0	0	0
Sep 23, 2016	WYOMING	W	27-24	3	3	17	2	1	1	1	0	0	0	0	0	0
Oct 01, 2016	at Bowling Green	W	28-25	4	3	21	3	1	2	0	0	0	0	0	1	0
Oct 08, 2016	TOLEDO	L	20-35	3	3	17	2	1	1	1	0	0	0	0	0	0
Oct 15, 2016	at Ohio	W	27-20	6	5	27	3	0	3	2	1	0	0	0	0	0
Oct 22, 2016	at Western Michigan	L	31-45	4	4	24	3	3	0	1	0	0	0	0	0	0
Oct 29, 2016	MIAMI	L	15-28	1	1	6	1	0	1	0	0	0	0	0	0	0
Nov 08, 2016	at Ball State	W	48-41	7	7	41	5	3	2	2	0	0	0	0	0	0
Nov 16, 2016	NORTHERN ILLINOIS	L	24-31	5	3	17	2	1	1	1	0	1	1	0	0	0
Nov 22, 2016	CENTRAL MICHIGAN	W	26-21	1	1	3	0	0	0	1	0	0	0	0	0	0
	Totals			52	47	276	34	18	16	13	1	2	1	0	1	0
	47 of 52 (90.4%)															

Opponents Inside Eastern Michigan Red-Zone

Date	Opponent		Score	Times In RZ	Times Scored	Total Pts	TDs	Rush TDs	Pass TDs	FGs Made	Failed to score inside RZ FGA	Down	Int	Fumb	Half	Game
Sep 02, 2016	MISSISSIPPI VALLEY	W	61-14	2	2	14	2	1	1	0	0	0	0	0	0	0
Sep 10, 2016	at Missouri	L	21-61	4	3	20	3	1	2	0	0	0	0	1	0	0
Sep 17, 2016	at Charlotte	W	37-19	4	3	13	1	0	1	2	0	1	0	0	0	0
Sep 23, 2016	WYOMING	W	27-24	3	2	10	1	1	0	1	1	0	0	0	0	0
Oct 01, 2016	at Bowling Green	W	28-25	5	4	25	3	2	1	1	1	0	0	0	0	0
Oct 08, 2016	TOLEDO	L	20-35	5	4	28	4	1	3	0	0	1	0	0	0	0
Oct 15, 2016	at Ohio	W	27-20	3	3	17	2	1	1	1	0	0	0	0	0	0
Oct 22, 2016	at Western Michigan	L	31-45	4	4	28	4	3	1	0	0	0	0	0	0	0
Oct 29, 2016	MIAMI	L	15-28	2	2	14	2	2	0	0	0	0	0	0	0	0
Nov 08, 2016	at Ball State	W	48-41	5	4	27	4	3	1	0	0	0	0	1	0	0
Nov 16, 2016	NORTHERN ILLINOIS	L	24-31	3	2	10	1	1	0	1	1	0	0	0	0	0
Nov 22, 2016	CENTRAL MICHIGAN	W	26-21	2	2	14	2	2	0	0	0	0	0	0	0	0
	Totals			42	35	220	29	18	11	6	3	2	0	2	0	0
	35 of 42 (83.3%)															

3rd-Down Conversions

Date	Opponent		Score	Overall		1st Qtr		2nd Qtr		3rd Qtr		4th Qtr		Overtime	
Sep 02, 2016	MISSISSIPPI VALLEY	W	61-14	5-11	45.5	2-4	50.0	0-3	0.0	2-3	66.7	1-1	100.0		
Sep 10, 2016	at Missouri	L	21-61	11-21	52.4	3-5	60.0	4-7	57.1	2-4	50.0	2-5	40.0		
Sep 17, 2016	at Charlotte	W	37-19	7-13	53.8	0-2	0.0	3-4	75.0	2-3	66.7	2-4	50.0		
Sep 23, 2016	WYOMING	W	27-24	6-16	37.5	2-4	50.0	0-2	0.0	2-4	50.0	2-6	33.3		
Oct 01, 2016	at Bowling Green	W	28-25	7-14	50.0	2-4	50.0	2-4	50.0	1-3	33.3	2-3	66.7		
Oct 08, 2016	TOLEDO	L	20-35	2-10	20.0	0-2	0.0	0-4	0.0	2-4	50.0	0-0	0.0		
Oct 15, 2016	at Ohio	W	27-20	7-15	46.7	1-4	25.0	0-3	0.0	1-2	50.0	5-6	83.3		
Oct 22, 2016	at Western Michigan	L	31-45	8-15	53.3	1-2	50.0	3-6	50.0	3-4	75.0	1-3	33.3		
Oct 29, 2016	MIAMI	L	15-28	4-14	28.6	1-3	33.3	1-4	25.0	1-3	33.3	1-4	25.0		
Nov 08, 2016	at Ball State	W	48-41	12-22	54.5	1-4	25.0	6-8	75.0	4-6	66.7	1-4	25.0		
Nov 16, 2016	NORTHERN ILLINOIS	L	24-31	9-18	50.0	2-3	66.7	4-5	80.0	1-6	16.7	2-3	66.7	0-1	0.0
Nov 22, 2016	CENTRAL MICHIGAN	W	26-21	4-14	28.6	2-3	66.7	0-3	0.0	2-5	40.0	0-3	0.0		
	Eastern Michigan			82-183	44.8	17-40	42.5	23-53	43.4	23-47	48.9	19-42	45.2	0-1	0.0
	Opponents			70-168	41.7	12-43	27.9	16-40	40.0	13-39	33.3	28-45	62.2	1-1	100.0

4th-Down Conversions

Date	Opponent		Score	Overall		1st Qtr		2nd Qtr		3rd Qtr		4th Qtr		Overtime	
Sep 02, 2016	MISSISSIPPI VALLEY	W	61-14	1-1	100.0	0-0	0.0	1-1	100.0	0-0	0.0	0-0	0.0		
Sep 10, 2016	at Missouri	L	21-61	0-1	0.0	0-0	0.0	0-0	0.0	0-0	0.0	0-1	0.0		
Sep 17, 2016	at Charlotte	W	37-19	0-0	0.0	0-0	0.0	0-0	0.0	0-0	0.0	0-0	0.0		
Sep 23, 2016	WYOMING	W	27-24	0-1	0.0	0-0	0.0	0-0	0.0	0-0	0.0	0-1	0.0		
Oct 01, 2016	at Bowling Green	W	28-25	0-0	0.0	0-0	0.0	0-0	0.0	0-0	0.0	0-0	0.0		
Oct 08, 2016	TOLEDO	L	20-35	0-0	0.0	0-0	0.0	0-0	0.0	0-0	0.0	0-0	0.0		
Oct 15, 2016	at Ohio	W	27-20	0-0	0.0	0-0	0.0	0-0	0.0	0-0	0.0	0-0	0.0		
Oct 22, 2016	at Western Michigan	L	31-45	3-3	100.0	0-0	0.0	2-2	100.0	0-0	0.0	1-1	100.0		
Oct 29, 2016	MIAMI	L	15-28	2-3	66.7	0-0	0.0	0-0	0.0	0-0	0.0	2-3	66.7		
Nov 08, 2016	at Ball State	W	48-41	0-0	0.0	0-0	0.0	0-0	0.0	0-0	0.0	0-0	0.0		
Nov 16, 2016	NORTHERN ILLINOIS	L	24-31	0-1	0.0	0-0	0.0	0-0	0.0	0-0	0.0	0-0	0.0	0-1	0.0
Nov 22, 2016	CENTRAL MICHIGAN	W	26-21	2-2	100.0	1-1	100.0	0-0	0.0	0-0	0.0	1-1	100.0		
	Eastern Michigan			8-12	66.7	1-1	100.0	3-3	100.0	0-0	0.0	4-7	57.1	0-1	0.0
	Opponents			11-15	73.3	3-5	60.0	2-2	100.0	2-3	66.7	4-5	80.0	0-0	0.0

Time of Possession

Date	Opponent		Score	Overall	1st Qtr	2nd Qtr	3rd Qtr	4th Qtr	Overtime
Sep 02, 2016	MISSISSIPPI VALLEY	W	61-14	28:24	6:58	6:48	7:17	7:21	
Sep 10, 2016	at Missouri	L	21-61	38:44	10:38	9:36	10:48	7:42	
Sep 17, 2016	at Charlotte	W	37-19	31:34	8:27	8:21	5:46	9:00	
Sep 23, 2016	WYOMING	W	27-24	31:56	8:01	5:40	9:20	8:55	
Oct 01, 2016	at Bowling Green	W	28-25	31:39	6:44	9:15	7:09	8:31	
Oct 08, 2016	TOLEDO	L	20-35	22:48	4:56	5:37	9:27	2:48	
Oct 15, 2016	at Ohio	W	27-20	30:57	7:01	4:47	8:18	10:51	
Oct 22, 2016	at Western Michigan	L	31-45	27:55	6:16	8:56	7:04	5:39	
Oct 29, 2016	MIAMI	L	15-28	25:20	6:05	7:06	5:58	6:11	
Nov 08, 2016	at Ball State	W	48-41	32:02	8:41	9:00	8:38	5:43	
Nov 16, 2016	NORTHERN ILLINOIS	L	24-31	33:58	7:06	8:45	8:19	9:48	0:00
Nov 22, 2016	CENTRAL MICHIGAN	W	26-21	32:31	8:41	8:02	9:20	6:28	
	Eastern Michigan		Total	367:48	89:34	91:53	97:24	88:57	0:00
			Avg.	30:39	7:27	7:39	8:07	7:24	0:00
	Opponents		Total	352:12	90:26	88:07	82:36	91:03	0:00
			Avg.	29:21	7:32	7:20	6:53	7:35	0:00

Offensive Onslaught Powers Football to Season-Opening Victory

The Eagles had one of their best offensive outputs in program history to down MVSU

YPSILANTI, Mich. (EMUEagles.com) – A historic offensive performance from the Eastern Michigan University football team powered the Eagles (1-0) to a season-opening 61-14 victory over Mississippi Valley State University Friday night, Sept. 2, at "The Factory" inside Rynearson Stadium. A balanced effort led the Eagles to a 61-14 victory over the Delta Devils (0-1).

The Green and White's point total marked the most scored by EMU since 2004, when it also notched 61 against Central Michigan. The final tally also marked the largest margin of victory in a season opener since 2008.

As a team, Eastern ran away with the win behind a balanced offensive attack featuring 281 rushing yards, along with 198 passing yards. In total, the Eagles posted 479 yards of offense, posting a perfect 9-for-9 mark in the red zone. Leading the charge on the ground was redshirt sophomore **Shaq Vann**, who posted a final stat line of 156 yards and two touchdowns, the second 100-yard rushing performance of his career. Just behind him, fellow redshirt sophomore **Ian Eriksen** picked up 97 yards, along with the first two scores of his career.

Through the air, junior **Todd Porter** made his first start donning the Green and White, amassing 171 yards passing and three touchdowns. On the receiving side, redshirt freshman **Nigel Kilby** caught his first career touchdown and totaled 67 yards. Redshirt freshman **Paul Fricano** had a great day kicking as well, knocking down a field goal, along with drilling all eight of his extra point attempts, tying for the most in program history, and the most since 2008.

On the defensive side of the ball, the Green and White held the Delta Devils to just 201 yards, including only 23 on the ground, the fifth-least in program history, and the fewest since 2011. The defense also forced three fumbles, securing two of them. Through three quarters, the Eagles held MVSU scoreless, as they were able to muster 14 points in the final frame. Redshirt senior **Pat O'Connor** made his return to the field following an injury last season, erupting for two sacks and three quarterback hurries on the day. Eastern's leading tackler on the day was redshirt sophomore **Kyle Rachwal** with 10 total, including two assisted tackles for loss. Redshirt sophomore **Jeremiah Harris** also made his presence known, recovering a fumble.

After a three-and-out by the Eagles to open the game, the EMU defense turned around and forced a quick punt by MVSU to get the ball back early in the first quarter. The EMU offense retook the field and got into rhythm behind stout running from Vann, along with accurate passing from Porter. A 19-yard pass to junior **Johnnie Niupalau** for 19 started the drive, while a 14-yarder to junior **Sergio Bailey II** brought the Eagles within the 10-yard line. From there, Vann took the ball on consecutive plays, the latter getting into the end zone for the first score of the game, and putting the Green and White ahead, 7-0.

On the next series, the EMU defense swarmed the MVSU backfield, as O'Connor nabbed a sack, which also forced the ball loose within the 15-yard line. After sorting out the pile, redshirt freshman **Maxx Crosby** came up with the ball, giving Eastern an opportunity to quickly increase their lead. The team did just that, as Eriksen punched the ball in from the five to put EMU up 14-0 with 6:37 remaining in the first.

Like their first series, the defense came up big again on MVSU's next possession, forcing another four and out. After a MVSU punt, the Eagles' offense came out firing yet again, as Kilby erupted for a gain of 34 yards on a pass from Porter over the middle. However, the Eagles couldn't pick up a first down, and elected to go for a field goal, which fell short.

On the ensuing possession, the Delta Devils were able to move the chains for the first time in the game. However, Harris forced another fumble, with the Eagles coming up with it at the MVSU four-yard line. The Green and White quickly capitalized, as redshirt junior **Lavonte Robinson** found the end zone after a short pass from Porter, which was his first career touchdown throw. With 2:43 to go in the first, Eastern ran to a 21-0 lead over the Delta Devils, which carried over to the second quarter.

With less than five minutes to go in the half, Eastern maintained a 21-0 lead. Pinned within their own 10, Eriksen quickly gave the Eagles some breathing room, taking the ball and rushing for 31 yards on the first play of the drive. On fourth and one, the Eagles elected to go for it, with Eriksen bruising his way ahead for seven. Senior **Sam Browning** kept the drive going, catching a pass for 13 to bring EMU to the MVSU 27-yard line. With the clock ticking down to less than a minute in the half, the Eagles went for a shot at the end zone. Although the pass was just out of reach, a MVSU pass interference penalty brought the Green and White to the 13. On the next play, junior **Antoine Porter** found the end zone for his first career touchdown, which was also Porter's second of the game. With less than 30 seconds to play in the half, the Eagles held a commanding 28-0 lead. The Delta Devils decided to let the clock run down, and Eastern went to the locker room holding a 28-point lead.

MVSU opened the second half with the ball, but they were able to do nothing, as the EMU defense forced another three-and-out. After a fair catch from redshirt sophomore **Blake Banham**, the Eagles got the ball at their own 37. Vann started the drive with a 12-yard rush behind solid blocking from redshirt sophomore **Jimmy Leatiota**. A Porter pass to Bailey picked up another 13, bringing EMU to the MVSU 32, while Vann bulldozed his way through the line for 21 yards, moving the chains to the eight. Dropping back to pass on third-and-goal, Porter found Kilby in the end zone to put seven more on the board after the extra point from Fricano. This marked Kilby's first career touchdown, and furthered Porter's total to three on the day.

A solid return gave the Delta Devils the ball around the 40, however

an illegal block brought the ball back to the nine. After a short rush, another penalty pushed MVSU back to the four-yard line. A sack from redshirt senior **Ike Spearman** and junior **Jason Beck** then forced another MVSU punt near the goal line, allowing EMU to get the ball back with good field position at the MVSU 38.

Porter then threw up a fade to Kilby, who came down with it for a gain of 28 despite tough coverage from the Delta Devils. Although the EMU drive stalled, the Eagles still put points on the board behind Fricano's first career field goal, which came from 35-yards out. With three more on the board, the Eagles increased their lead to 38-0.

The stout defense continued on the next drive, as sophomore **Jaylen Pickett** forced another MVSU fumble, which along with a penalty, brought the Delta Devils back to the two-yard line. After a near interception from freshman **Jalen Phelps,** MVSU was forced to punt from the three. A delay of game pushed the ball back even further, and the Delta Devils followed by snapping the ball through the end zone, giving the Eagles a safety, their first since 2005, and two more points on the board to make it 40-0.

Following the safety, Banham posted a huge return of 69 yards to give the Eagles the ball at the MVSU four-yard line. On the first offensive play of the series, Banham got the handoff and carried it into the end zone for EMU's sixth TD on the day. With 5:33 to go in the third, the Green and White commanded a 47-0 lead over the Delta Devils.

MVSU was then able to get across the 50 for the second time on the day, but were unable to move any further. After a punt from the Delta Devils, Eastern got the ball back at their 12-yard line. On the first play of the drive, Vann rumbled his way down the field for a huge gain of 58 yards after breaking a few tackles and tip-toeing his way down the sideline. He kept the trend going, picking up another 13 to put EMU into the red zone, after which he picked up his second touchdown of the day. Fricano's extra point then made the score 54-0 in favor of Eastern.

With the clock winding down to zero on the third quarter, the Eagles went into the final frame holding a 54-0 lead. The Delta Devils were then able to get a drive going, getting into EMU territory for the third time. Pass interference penalties kept the drive alive for MVSU, pushing them to the EMU 26. A short pass to Simms gave the Delta Devils another first down, after which Banks caught MVSU's first touchdown of the day. With 12:28 to go in the half, Eastern still commanded a 54-7 lead.

The MVSU kick off saw redshirt senior **Austin Sanders** return the ball 51 yards with blazing speed to the Delta Devils 49. Eriksen continued to bulldoze his way down the field, picking up 34 yards on four tough rushes up the middle to put EMU within the 10. He was then rewarded for his effort, fighting his way into the end zone for his second touchdown of the day, putting the Eagles up 61-7 after the extra point.

The Delta Devils then put together another solid drive, getting to the EMU one-yard line after a pass from Bray to Banks. From there, Bray dove over the line to give MVSU another touchdown, making it 61-14 with 5:35 left to play.

The Eagles promptly responded with a long drive of their own behind shovel passes from redshirt freshman **James Pensyl** to Antoine Porter, as well as rushes from Banham and redshirt sophomore **Alec Hullibarger**. Eastern continued to bleed down the clock with consecutive rushes. After taking a knee with 30 seconds to go, the Eagles walked away with a dominating 61-14 victory over MVSU.

Game Day Statistics

MISSISSIPPI VALLEY STATE UNIVERSITY 14
EASTERN MICHIGAN UNIVERSITY 61
Sept. 2, 2016 - Rynearson Stadium - Attend: 16,409

SCORING	1	2	3	4	F
Mississippi Valley	0	0	0	14	14
Eastern Michigan	21	7	26	7	61

Scoring Summary:

FIRST QUARTER
08:38 EMU VANN, Shaq 1 yd run (FRICANO, Paul kick)
06:37 EMU ERIKSEN, Ian 5 yd run (FRICANO, Paul kick)
02:43 EMU ROBINSON, Lavonte 4 yd pass from PORTER, Todd (FRICANO, Paul kick)

SECOND QUARTER
00:28 EMU PORTER, Antoine 13 yd pass from PORTER, Todd (FRICANO, Paul kick)

THIRD QUARTER
10:32 EMU KILBY, Nigel 3 yd pass from PORTER, Todd (FRICANO, Paul kick)
07:11 EMU FRICANO, Paul 35 yd field goal
05:54 EMU TEAM safety
05:33 EMU BANHAM, Blake 4 yd run (FRICANO, Paul kick)
00:08 EMU VANN, Shaq 8 yd run (FRICANO, Paul kick)

FOURTH QUARTER
12:28 MVSU BANKS, Joshua 13 yd pass from BRAY, Austin (PIRAQUIVE, Ruben kick)
10:42 EMU ERIKSEN, Ian 9 yd run (FRICANO, Paul kick)
05:35 MVSU BRAY, Austin 1 yd run (PIRAQUIVE, Ruben kick)

TEAM STATISTICS	MVSU	EMU
FIRST DOWNS	18	24
RUSHES-YARDS (NET)	32-23	44-281
PASSING YDS (NET)	178	198
Passes Comp-Att-Int	19-38-0	17-24-1
TOTAL OFF. PLAYS-YARDS	70-201	68-479
Fumble Returns-Yards	0-0	1-11
Punt Returns-Yards	0-0	1-5
Kickoff Returns-Yards	8-139	4-146
Interception Returns-Yards	1-0	0-0
Punts (Number-Avg)	8-32.6	2-46.5
Fumbles-Lost	3-2	0-0
Penalties-Yards	11-66	6-68
Possession Time	31:36	28:24
Third-Down Conversions	4 of 13	5 of 11
Fourth-Down Conversions	0 of 1	1 of 1
Red-Zone Scores-Chances	2-2	8-8
Sacks By: Number-Yards	0-0	4-29

INDIVIDUAL STATISTICS

RUSHING: EMU: VANN, Shaq 20-156-2; ERIKSEN, Ian 12-97-2; HULLIBARGER, Alec 3-16; PORTER, Todd 4 -13; BANHAM, Blake 3-11; TEAM 2-(-12); MVSU: CRENSHAW, Charlie 6-22; EUBANKS, Andre 6-16; STOKES JR., Thomas 7-16; CHAMBERS,Booker 2-12; BRAY, Austin 5-1; BARRON,Terrence 1-(-10); RUBIN JR., Thurston 3- (-16); TEAM 2-(-18);

PASSING: EMU: PORTER, Todd 15-22-1-171-3; PENSYL, James 2-2-0-27-0; MVSU: BRAY, Austin 19-36-0-178-1; RUBIN JR., Thurston 0-2-0-0-0;

RECEIVING: EMU: KILBY, Nigel 4-67-1; PORTER, Antoine 3-40-1; BAILEY, Sergio 3-33; BROWNING, Sam 3-20; NIUPALAU, Johnnie 2-29; DAVIS, Kevin 1-5; ROBINSON, Lavonte 1-4-1; MVSU: BANKS, Joshua 4-59-1; MCINTOSH, Steven 4-37; SIMMS, Grant 4-13; SIMMS, Trey 3-48; BRYANT, Jessie 2-15; EUBANKS, Andre 1-5; STOKES JR., Thomas 1-1;

TACKLES: EMU LEADERS: RACHWAL, Kyle 4-6 =10; MOODY, Justin 3-4 =7; PHELPS, Jalen 4-2=6; O'CONNOR, Pat 3-3=6; HARRIS, Jeremiah 1-4=5; PICKETT, Jaylen 1-4=5;

EMU Football Fall on the Road at Missouri

The Green and White totaled 428 yards of offense on the night

COLUMBIA, Mo. (EMUEagles.com) – The Eastern Michigan University football team battled until the end, but ultimately fell on the road to the University of Missouri, 61-21, Saturday night, Sept. 10 at Faurot Field.

Offensively, the Eagles had an efficient day, totaling 428 yards, including 287 in the air and 141 on the ground.

Junior **Todd Porter** led the offense with a career-high 287 yards passing with one touchdown. He also added 46 more yards on the ground, including his first career rushing touchdown. Redshirt sophomore **Ian Eriksen** tallied his second straight 90-yard rushing effort with 90 yards on 23 carries and a score.

On the main receiving end of Porter's passes was a pair of wide outs, as juniors **Sergio Bailey II** and **Johnnie Niupalau** both had career-highs with 57 and 58 yards, respectively. Bailey II also picked up his first career touchdown reception, while totaling seven catches on the day.

Missouri started off with an efficient seven-play, 75-yard drive on their first possession that took less than two minutes off the clock. It was capped off by a 36-yard touchdown pass that gave MU the early 7-0 lead.

Two drives later, the EMU offense got moving with a couple passes from Porter to get the offense to the Mizzou 37-yard line. However, the Eagles were halted by a MU interception that took the Tigers down to the EMU 7-yard line.

With Mizzou knocking on the door, the defense turned around and forced a turnover of their own on third and goal. On a QB sneak, redshirt **Ikie Calderon** flew in from the secondary, jarring the ball loose and sophomore **Jaylen Pickett** pounced on it to force the turnover.

With its backs up against the wall, the Missouri defense stood strong forcing an EMU punt, which the Tigers turned into six points with a 54-yard touchdown return as the clock expired in the first quarter. After one quarter, MU held a 14-0 lead.

To start the second quarter, the Eagle offense found its rhythm, starting with a huge 32-yard run from Eriksen to get EMU back into Tiger territory. On the next play, Porter found Niupalau for 21 to get down to the MU six yard line. Three plays later, Eriksen pounded it into the end zone to give EMU its first points of the night, cutting the deficit to 14-7.

After trading possessions, Missouri pieced together another 12-play 86-yard drive to extend their lead. A missed extra point put the score at 20-7 with just under 4:30 to go until halftime. The lead extended on the next drive for MU on just a single play, as the Tigers took an 87-yard screen pass to the house, pushing the score to 26-7 after another missed PAT.

The Tigers kept the pedal on the floor on their next drive, scoring their third consecutive TD with less than a minute until the half, giving them a 33-7 lead into the half.

The Eagles received the ball to begin the second half, but did not make much of their initial drive, punting the ball back to Misouri. On the return, redshirt freshman **Brody Hoying** jarred the ball loose on the tackle and senior **Chris O'Risky** jumped on it near midfield, giving EMU a second chance to begin the half.

EMU made the most of the opportunity with a seven-play scoring drive, cutting into the Mizzou lead.

EMU got to the MU 10-yard line with a nice 30-yard connection to redshirt junior **Dan Buschman**. One play later, Porter found Bailey II in the corner of the end zone, where he made a diving fingertip catch for his first career EMU touchdown.

With the Missouri offense back on the field for the first time in the half, the Tigers picked up where they left off with a quick scoring strike in six plays, capped off by a 52-yard touchdown pass to put the MU lead back at 40-14. The lead extended to 47-14 on Mizzou's next drive, scoring another TD on a 13-yard pass with six minutes left in the third quarter.

Eastern responded on the ensuing drive, putting together a nine-play, 79 yard drive. Led by long passes to senior **Sam Browning** and freshman **Mathew Sexton**, Porter finished the drive off himself with his first career rushing touchdown, a four-yard scamper, cutting the MU lead to 47-21.

In Missouri's first drive of the fourth quarter, the Tigers added to their big lead with an 86-yard drive, giving them a 54-21 advantage. After trading multiple possessions, Eastern found themselves with the ball on their own goal line. Facing immense pressure up the middle, Porter tried to dump off the ball, but it was intercepted in the end zone for a Mizzou touchdown, giving them the decisive 61-21 win.

Game Day Statistics

EASTERN MICHIGAN UNIVERSITY 21
UNIVERSITY OF MISSOURI 61
Sept. 10, 2016 - Memorial Stadium - Attend: 51,192

SCORING	1	2	3	4	F
Eastern Michigan	0	7	14	0	21
Missouri	14	19	14	14	61

Scoring Summary:

FIRST QUARTER
13:29 MU Hall, Emanuel 36 yd pass from Lock, Drew (Adams, Turner kick)
00:00 MU Johnson, J 54 yd punt return (Adams, Turner kick)

SECOND QUARTER
11:51 EMU ERIKSEN, Ian 1 yd run (FRICANO, Paul kick)
04:25 MU Witter, Ish 1 yd run (Adams, Turner kick failed)
02:26 MU Johnson, J 87 yd pass from Lock, Drew (McCann, Tucker kick failed)
00:52 MU Reese, Jason 19 yd pass from Lock, Drew (McCann, Tucker kick)

THIRD QUARTER
0:33 EMU BAILEY, Sergio 5 yd pass from PORTER, Todd (FRICANO, Paul kick)
08:53 MU Wingo, Ray 52 yd pass from Lock, Drew (McCann, Tucker kick)
06:04 MU Blanton, K 13 yd pass from Lock, Drew (McCann, Tucker kick)
02:21 EMU PORTER, Todd 4 yd run (FRICANO, Paul kick)

FOURTH QUARTER
10:22 MU Crockett, D 26 yd run (McCann, Tucker kick)
02:51 MU Burkett, Joey 1 yd interception return (McCann, Tucker kick)

TEAM STATISTICS	EMU	MU
FIRST DOWNS	21	30
RUSHES-YARDS (NET)	46-141	38-170
PASSING YDS (NET)	287	477
Passes Comp-Att-Int	23-45-2	27-40-0
TOTAL OFF. PLAYS-YARDS	91-428	78-647
Fumble Returns-Yards	0-0	0-0
Punt Returns-Yards	0-0	3-71-1
Kickoff Returns-Yards	0-0	3-64
Interception Returns-Yards	0-0	2-64-1
Punts (Number-Avg)	8-47.0	4-43.8
Fumbles-Lost	0-0	2-2
Penalties-Yards	8-61	8-75
Possession Time	38:44	21:16
Third-Down Conversions	11 of 21	9 of 15
Fourth-Down Conversions	0 of 1	1 of 1
Red-Zone Scores-Chances	3-4	3-4
Sacks By: Number-Yards	0-0	1-5

INDIVIDUAL STATISTICS

RUSHING: EMU: ERIKSEN, Ian 23-90-1; PORTER, Todd 13-46-1; VANN, Shaq 1-10; TURNER, Breck 3-8; BANHAM, Blake 4-5; TEAM 2-(-18); MU: Crockett, D 12-68-1; Witter, Ish 13-61-1 ; Strong, Nate 5-30 ; Mason, D 1-9; Ross, Alex 2-5; Augusta, Josh 1-2 ; Lock, Drew 2 -1; Zanders, Marvin 2-(-6);

PASSING: EMU: PORTER, Todd 23-45-2-287-1; MU: Lock, Drew 24-37-0-450-5; Zanders, Marvin 3-3-0-27-0;

RECEIVING: EMU: BAILEY, Sergio 7-57-1; NIUPALAU, Johnnie 3-58; HOLDER, Isaac 3-24; ERIKSEN, Ian 2-32; BROWNING, Sam 2-26; DAUGHERTY, Eddie 2-23; BUSCHMAN, Dan 1-30; PORTER, Antoine 1-28; SEXTON, Mathew 1-8; KEMP, Bryce 1-1; MU: Johnson, J 5-115-1; Mason, D 5-51; Blanton, K 4-31-1; Wingo, Ray 3-125-1; Hall, Emanuel 3-90-1; Reese, Jason 2-27-1; Moore, J'Mon 2-20; Crockett, D 1-9; Dilosa, Keyon 1-5; Witter, Ish 1-4

TACKLES: EMU LEADERS: GIRALDO, Juan 7-3=10; B E C K , Jason 5-3=8; HARRIS, Jeremiah 2-4=6; CALDERON, Ikie 4-1=5; HOYING, Brody 3-2=5; PICKETT, Jaylen 1-4=5;

Strong Defensive Performance Propels EMU to 37-19 Win

The Eagles' defense created 21-points off of turnovers in the victory

CHARLOTTE, N.C. (EMUEagles.com) – The Eastern Michigan University football team used an aerial assault and three turnovers to upend the University of North Carolina-Charlotte, 37-19, Saturday, Sept. 17, in non-conference action under the lights at Jerry Richardson Stadium.

Both sides of the ball got the job done for the Eagles (2-1), as the offense sprung for 357 yards, including 285 through the air. Redshirt junior **Todd Porter** led the attack, finishing with his second consecutive 250+ passing yard day and all of EMU's 285 yards through the air on 24-31 passing and two touchdowns. The 77.4% completion percentage was the highest for the Eagles since 2006.

T. Porter spread the love to nine different receivers on the day, his most common target being junior **Antoine Porter**, who had career-highs with six catches for 66 yards. The leading receiver was fellow junior **Johnnie Niupalau**, who had a career-best 72 yards on three catches and his first career TD reception.

The two other Eagle scores came from a reception by redshirt freshman **Nigel Kilby** and a rush from redshirt sophomore **Ian Eriksen**, the second and fourth TDs, respectively, on the season for the duo.

Not to be outdone on the defensive side, the Eagles forced three turnovers on the night, including two interceptions from sophomore **Jaylen Pickett**, one of which he returned for a score. They were the first two interceptions of his career.

For the third consecutive game, EMU held its opponent to under 200-yards on the ground, as UNCC finished the day with 157. Redshirt sophomore **Jeremiah Harris** was EMU's leading tackler with 10 stops on the night, including one for loss. The Eagles had a total of seven TFLs on the night.

The Eagles led off the game receiving the ball, but faced early adversity as T. Porter was intercepted on his second pass of the game, which was deflected over the middle, setting UNCC up near midfield. The defense, seeing their first action, held the 49ers to a three and out, giving EMU the ball back.

After an EMU three-and-out, Charlotte looked to get something going, but was unable to do so after a sack from redshirt senior **Pat O'Connor,** which was his third of the season. O'Connor now has 12.5 sacks on his career. Charlotte then punted the ball back after their second consecutive three and out.

Starting with the ball at their own 13, EMU quickly got to midfield with long passes to redshirt sophomore **Izaiah Fuller**, A. Porter, and junior **Sergio Bailey II**. Following a short rush, A. Porter sprung a short pass for 24 yards after juking the defender. A horse collar tackle on the play set EMU up on the UNCC five-yard line.

On the next play, Eriksen rumbled up the middle untouched for the touchdown, his fourth on the year. T. Porter was a perfect 5-of-5 on the drive for 66 yards. After back-to-back scoreless possessions by both teams, EMU held the 7-0 lead into the second quarter.

The 49ers opened up the second frame with some consistent ball movement, getting the ball into EMU territory for the first time. They would make it down to the 12 before being halted on third down, forcing the 29-yard field goal, and making the score 7-3.

The Eagles would answer immediately with a field goal of their own. The drive began with a 12-yard run from redshirt freshman **Breck Turner**. Four plays later, Eriksen set EMU up in UNCC territory at the 17 with a 32-yard pass from T. Porter. From there, Eastern got it to the two yard-line before the 49ers had a goal line stand, making the Eagles settle for the field goal, and putting them back up 10-3.

On the ensuing UNCC drive, the defense returned the favor from earlier with an interception in 49er territory by Pickett. He rumbled to the UNCC 20 on a 21-yard return, setting Eastern up in prime territory. It was the first pick of the season for EMU, and first of Pickett's career.

With the short field, EMU found the end zone for the second time on the night five plays later. Despite a holding call that backed EMU up to the 24, an 18-yard pass to Niupalau set EMU up with first and goal from the six.

After two busted plays, Eastern converted the third down on a passing touchdown to Kilby. The 5-yard strike was the second receiving TD of the year for the tight end, and extended the Eastern lead to 17-3 with about a minute to go until the half.

The 49ers got started on their two-minute drill, advancing the ball down to EMU's 35 before the clock ticked down to three seconds. Forced with the long field goal, the 52-yard attempt was wide right, keeping the tally at 17-3 into the half.

Starting the second half on defense, the Eagles allowed a couple of fourth down conversions, setting UNCC up in EMU territory. The defense stood up once again, however, forcing the second turnover of the night. On an end around, redshirt sophomore **Chris Hendricks** punched the ball from the carriers' arm, and redshirt sophomore **Kyle Rachwal** jumped on it, setting Eastern up near midfield. It was EMU's fifth fumble recovery of the season.

EMU wasted little time capitalizing on the miscue, as two plays later, T. Porter found Niupalau down the sideline for a 49-yard strike, both career longs for the duo. Early in the third quarter, Eastern extended their lead to 24-3.

Following a long return on the ensuing drive for UNCC, the 49ers put more points on the board seven plays later with a 25-yard field goal, tightening the lead to 24-6 at the nine and a half mark of the third frame.

On the following kickoff, redshirt sophomore **Blake Banham** set the Eagles up in prime position with a 47-yard return to midfield. Eastern then converted back-to-back third downs, including one on third and 13, to advance to the UNCC 24 yard line. The Eagles couldn't convert the next set of downs, setting up a 36-yard field goal for redshirt freshman **Paul Fricano**, which he split down the middle, putting the EMU lead back at 27-6. It was a new career-long for the first-year kicker.

The EMU defense continued to give the 49er offense fits on the next drive, forcing their third turnover of the evening. This time, the defense immediately turned it into points as Pickett, on his second INT of the night, housed it from 36-yards out, giving Eastern its biggest lead of the night at 34-6. It was the first pick six since Nov. 27 of last season when Rachwal returned one for six against CMU.

Ending the third quarter on the move, the 49ers finally broke through with their first touchdown of the night on the second play of the fourth quarter, completing an 11-play, 84-yard drive that tightened things up to 34-13 early in the final quarter.

After an EMU three and out, the 49ers continued to move the ball well, scoring their second consecutive TD on an 11-play, 84-yard drive culminated by a 28-yard touchdown pass. The extra point was wide left though, putting the tally at 34-19 with just under 10 minutes to play in the game.

That's when EMU went on a clock-melting drive, chewing up 6:24 off the clock on 12 plays. After stalling on the 14 yard line, Fricano converted his third field goal on the day, giving EMU more breathing room and making the score 37-19 with just over three minutes to go.

With the large deficit, UNCC could not get anything else on the board, turning the ball over on downs with under one minute to play, and sealing the 37-19 victory for EMU.

Game Day Statistics

EASTERN MICHIGAN UNIVERSITY 37
UNIV. OF NORTH CAROLINA-CHARLOTTE 19
Sept. 17, 2016 - Richardson Stadium - Attend: 15,080

SCORING	1	2	3	4	F
Eastern Michigan	7	10	17	3	37
Charlotte	0	3	3	13	19

Scoring Summary:

FIRST QUARTER
04:11 EMU ERIKSEN, Ian 5 yd run (FRICANO, Paul kick)
SECOND QUARTER
11:34 CHA MUSCARELLO, S. 29 yd field goal
05:36 EMU FRICANO, Paul 22 yd field goal
01:10 EMU KILBY, Nigel 5 yd pass from PORTER, Todd (FRICANO, Paul kick)
THIRD QUARTER
11:36 EMU NIUPALAU, Johnnie 49 yd pass from PORTER, Todd (FRICANO, Paul kick)
09:28 CHA MUSCARELLO, S. 25 yd field goal
04:20 EMU FRICANO, Paul 36 yd field goal
03:51 EMU PICKETT, Jaylen 36 yd interception return (FRICANO, Paul kick)
FOURTH QUARTER
14:17 CHA KOFA, Workpeh 10 yd pass from KLUGH, Hasaan (MUSCARELLO, S. kick)
09:42 CHA FORD II, T.L. 28 yd pass from KLUGH, Hasaan (MUSCARELLO, S. kick failed)
03:18 EMU FRICANO, Paul 30 yd field goal

TEAM STATISTICS	EMU	CHAR
FIRST DOWNS	17	23
RUSHES-YARDS (NET)	30-72	39-157
PASSING YDS (NET)	285	199
Passes Comp-Att-Int	24-31-1	23-44-2
TOTAL OFF. PLAYS-YARDS	61-357	83-356
Fumble Returns-Yards	0-0	0-0
Punt Returns-Yards	0-0	3-(-3)
Kickoff Returns-Yards	5-142	6-128
Interception Returns-Yards	2-57-1	1-3
Punts (Number-Avg)	3-47.7	3-48.0
Fumbles-Lost	0-0	1-1
Penalties-Yards	7-90	7-81
Possession Time	31:34	28:26
Third-Down Conversions	7 of 13	8 of 20
Fourth-Down Conversions	0 of 0	3 of 4
Red-Zone Scores-Chances	5-5	3-4
Sacks By: Number-Yards	2-10	1-3

INDIVIDUAL STATISTICS

RUSHING: EMU: TURNER, Breck 5-20; BANHAM, Blake 5-19; ERIKSEN, Ian 9-19-1; PORTER, Todd 9-16; TEAM 2-(-2); CHA: WASHINGTON, R. 20-120; JOHNSON, Matt 3-18; KLUGH, Hasaan 2-16; LEMAY, Ben 9-6; DUKE, Austin 1-(-1); OLSEN, Kevin 4-(-2);

PASSING: EMU: PORTER, Todd 24-31-1-285-2; CHAR: OLSEN, Kevin 14-28-2-123-0; KLUGH, Hasaan 9-15-0-76-2; JOHNSON, Matt 0-1-0-0-0;

RECEIVING: EMU: PORTER, Antoine 6-66; DAUGHERTY, Eddie 4-12; NIUPALAU, Johnnie 3-72-1; BUSCHMAN, Dan 3-40; ERIKSEN, Ian 2-38; BAILEY, Sergio 2-13; KILBY, Nigel 2-13-1; FULLER, Izaiah 1-18; HOLDER, Isaac 1-13; CHAR: DUKE, Austin 9-84; FORD II, T.L. 4-51-1; LEMAY, Uriah 2-26; KOFA, Workpeh 1-10; MULLEN, Nate 1-7; BOLUS, Justin 1-6; FOGGIE, Juwan 1-6; HOFFMAN, Kyle 1-5; LEMAY, Ben 1-3; WASHINGTON, R. 1-1; MONTGOMERY, C. 1-0;

TACKLES: EMU LEADERS: HARRIS, Jeremiah 5-5=10; BECK, Jason 2-6=8; PICKETT, Jaylen 4-2=6; PACE, DaQuan 3-3=6; MOODY, Justin 3-3=6;

A Pair of Rallies Helps the Eagles Wrangle the Cowboys

The Green and White trailed by as many as 14 points in the contest

YPSILANTI, Mich. (EMUEagles.com) – The Eastern Michigan University football team closed its non-conference schedule with a come-from-behind 27-24 home victory over the University of Wyoming Friday, Sept. 23, at Rynearson Stadium. The Eagles move to 3-1 on the season and are out to their best start since the 1995 season.

As a team, Eastern notched a total of 500 offensive yards, including 239 on the ground with an average rush of 5.1 yards per carry. Additionally, the Green and White threw for 261 yards, with four receivers notching three receptions or more. The Eagle defense had a spectacular game, holding the Cowboy (2-2) offense to just one offensive touchdown and one field goal throughout the game.

Leading the EMU offensive attack was redshirt sophomore **Ian Eriksen**, who totaled a career-high 120 yards on the ground, along with the go-ahead touchdown. Redshirt freshman **Breck Turner** had a break out game on the ground as well, posting a 50-yard rush for a touchdown in the second quarter.

Behind center, junior **Todd Porter** totaled 214 passing yards with one touchdown. It was his third straight 200-yard passing effort. Redshirt freshman **Nigel Kibly** tallied a career-best 84 yards receiving on four receptions, while junior **Johnnie Niupalau** notched 34 yards and one touchdown.

On the defensive side of the ball, EMU held the Cowboys to just 313 offensive yards, highlighted by only 79 rushing yards on 38 attempts. It was the second time EMU has held its opponent to fewer than 100 yards this season, both coming at home. The Eagle defense forced three turnovers throughout the game, including two fumble recoveries and a clutch interception in the final moments of the game.

Leading the strong Green and White defense was redshirt sophomore **Jeremiah Harris**, who had a spectacular game with one sack and a blocked field goal. Freshman Vince Calhoun (Middletown, Ohio – Middletown) had a great game as well, forcing a fumble and securing the key interception in the fourth quarter. Finally, redshirt junior **Derric Williams** totaled nine tackles, along with forcing a fumble.

The Eagles won the toss to begin the game, and elected to kick and begin the game on defense. The Cowboys picked up a quick first down, but the Eagle defense clamped down, as a sack by redshirt freshman **Maxx Crosby** and redshirt sophomore **Chris Hendricks** put a stop to the drive. After the punt pinned the Green and White at the seven, the EMU offense took the field.

Eastern came out with a balanced attack, quickly advancing to the 35-yard line on four plays. On third down, Porter rifled an accurate pass to Niupalau to keep the drive moving. However, a Porter pass was then intercepted by the Cowboys and returned for a touchdown, putting the Eagles in an early 7-0 hole.

The Eagles retook the field on offense, and Eriksen got the drive started with a bang, running for 27 yards. Immediately after, Porter completed a long pass to Kilby for 32, quickly putting the Eagles in Cowboy territory. On third down, Porter attempted a home-run ball to junior **Sergio Bailey III**, who made an acrobatic catch on the sideline, but was ruled out of bounds. However, the Eagles did not leave the drive empty-handed, as redshirt freshman **Paul Fricano** converted a career-long 46-yard field goal. With 5:38 remaining in the first quarter, the Eagles trailed 7-3.

Turning around to the other side of the ball, EMU quickly forced a three-and-out, capped off by a sack from Harris, which was the team's second of the day. The stop allowed the Eagles to get the ball back on offense with good field position, as they would begin their drive from their 45. EMU quickly picked up a first down, with Porter looking comfortable in the pocket and firing a third-down pass to Kilby for 11. His next pass, however, was intercepted, giving the ball back to Wyoming.

The Cowboys were able to advance downfield after a personal foul penalty on the Eagles, putting them at the EMU 24 with 1:38 to go in the opening quarter. The defense was able to stop the drive however, forcing a fourth and six at the 20. The Cowboys attempted a field goal, knocking it through to tack on three more. At the conclusion of the first quarter, Eastern trailed Wyoming, 10-3.

The second quarter began with a beautiful short pass to Kilby, who was able to pick up 25 after a Wyoming defender was unable to bring him down on first contact. On the other side of the 50, Porter picked up his third interception of the game on a diving catch from a Cowboy defensive back. Wyoming was then able to pick up consecutive first downs, taking advantage of short curl routes in the passing game.

On third-and-three, Wyoming was stopped just short of the marker, and elected to sneak for it on fourth down, ultimately converting and picking up another fresh set of downs. A holding penalty on the Cowboys put Wyoming back 10-yards, but they quickly regained the difference on a 16-yard pass. From there, a pass interference penalty on EMU put the Cowboys at the five, and they then punched it in to go up 17-3 with 9:05 left in the half.

The Eagles got some momentum back on the kickoff, as redshirt sophomore **Blake Banham** returned the kick to the 38 after finding a gap through defenders. Strong rushes from Eriksen picked up a first down for EMU, after which Turner found a crease and blazed 50-yards down the field for the first Eagle touchdown of the day, as well as the first of his young career. After Fricano's PAT, the Eagles trailed by seven, 17-10, with 7:49 left to play before halftime.

After nearly picking up a first down on their first pass, redshirt senior **Pat O'Connor** erupted through the line to bring down the running back for a loss of four. The Cowboys were able to pick up the first on the following play, however, putting Wyoming at their own 46. Eastern's defense then forced another fourth-down, as senior **DaQuan Pace** broke up a pass near the sideline. The breakup, which was the 18th of his career, moved him into a tie for the EMU program record. After a Wyoming punt, the Eagles took over at their 18. The Green and White were unable to move the ball, however, going three-and-out and punting the ball back to the Wyoming 39.

Eastern's defense got off to a strong start on the ensuing drive, dropping the Wyoming running back behind the line for a loss of three. Like before, the Cowboys ran a short curl route, picking up the first down at midfield. A few plays later, Wyoming threw a screen pass and the receiver was quickly engulfed by Calhoun, who forced a fumble that was picked up by fellow freshman **Kevin McGill**.

Beginning their drive with good field position, the Green and White had nearly 1:30 left in the half to tie the game up. The Eagles did just that, notching three straight plays of nine yards or more, ultimately culminating in a seven-yard touchdown pass to Niupalau. Fricano's PAT then tied the game up at 17 with just 18 seconds before halftime. Wyoming elected to kneel out the half, and the two squads went into the locker room tied at 17.

The Eagles began the second half receiving the ball, immediately converting on a third-and-three after Porter scampered for nine yards to the EMU 41. Porter then followed that up with a quick 14-yard pass to Niupalau, moving Eastern to the other side of the 50. From there, redshirt freshman **Isaac Holder** notched a catch of 17 to bring the Eagles to the Wyoming 26, after which Eriksen bulldozed his way through the line for a pickup of 11, bringing EMU into the red zone. The Green and White were unable to find the end zone, but Fricano gave the Eagles a 20-17 lead after knocking down a 29-yarder.

Wyoming's first drive of the second half came up empty, only picking up a pair of first downs. The Cowboys were forced to punt from the EMU 48, and Banham fair caught the ball at the nine to give the Eagles another opportunity at putting points

on the board. A pump fake from T. Porter caught the Wyoming defense off guard on the second play of the drive, as the O'Fallon, Ill. native was able to escape the pocket and run for 30. Eastern was unable to pick up another first, however, and redshirt junior **Austin Barnes** was forced to punt, ultimately pinning the Cowboys at their own 21.

Wyoming quickly picked up a big chunk of yardage, completing a 42-yard pass down the sideline into EMU territory, after which the Cowboys nabbed another 20 on the next play. The Eagles mounted a tough defensive stand, stopping the Cowboys at the one-yard line after a reviewed play. Wyoming elected to go for it on fourth, and the Cowboys were called for a false start penalty, moving them back to the six. Wyoming then elected to go for the field goal, but Harris managed to get a hand on the ball and block the kick to stop the Cowboy threat.

On the first play of the ensuing drive, Porter fired a deep shot to freshman **Mathew Sexton**, who came down with it for a career-long reception of 40 yards. After a short pass for five yards, the clock ticked down to signal the end of third quarter with EMU still clinging to a slim 20-17 lead. Unfortunately, the Eagles were unable to convert on a fourth down attempt, and the Cowboys took over at the Wyoming 47.

The Cowboys then began driving down the field, getting to the EMU 22. With Wyoming closing in on the red zone, Williams forced a big fumble, and redshirt junior **Ikie Calderon** came up with it to put a halt to the drive. On the other end, Porter then promptly threw another interception, which was brought back for a touchdown, giving Wyoming a 24-20 lead with 12:45 remaining in the game.

A solid return gave Eastern the ball at the 30 to begin the drive, but they were unable to do anything on the offensive end. Barnes came back on to punt, and a friendly EMU bounce pinned Wyoming at the eight. The Cowboys began their drive with back-to-back first downs, but were then stopped near midfield to force a UW punt.

Beginning at their own 16, redshirt junior **Brogan Roback** entered the game and rifled a pass to Bailey for a first down to the EMU 37. Eriksen picked up nine on the next two plays, after which Roback snuck through the line to pick up another first. After a sack and offensive pass interference penalty, the Eagles faced second and 35. Although Roback completed a pass to Kilby for a gain of 16, Eastern was still forced to punt the ball away, with Barnes booming a punt of 47 yards.

With just 4:10 remaining in the game, Eastern needed to get a stop on the defensive end to allow the offense a chance to retake the lead. Wyoming ran the ball on consecutive downs to drain clock. On third down, the Eagles blitzed the Cowboys, forcing an incomplete pass, which stopped the clock and also forced Wyoming to punt. With 2:37 left to go, the EMU offense retook the field for one last opportunity to get in the end zone.

Roback began the drive with a long pass attempt to Bailey, which fell incomplete, but a defensive pass interference penalty brought the Eagles to the Wyoming 29. Roback followed that up with a quick pass to the sideline, and Bailey was able to come up with it and step out of bounds to stop the clock again. The Eagles kept driving, with Eriksen notching another first down. On the very next play, Eriksen burst through the line with a quick jolt of speed, running untouched into the end zone for a clutch touchdown in the final two minutes of play. Following Fricano's PAT, Eastern retook the lead, 27-24, with 1:35 on the clock.

With a three-point lead, the Eagle defense needed to dig in and halt the Cowboys to secure the win. On the very first play of the drive, O'Connor and redshirt junior **Luke Maclean** burst through the line to sack the Wyoming quarterback for a loss of eight yards. From there, the Wyoming quarterback lofted up a long pass down field, and Calhoun came down with it to give Eastern their third turnover on the day, this one coming at a very clutch moment of the game.

With the less than 1:30 to play, the Eagles continued to run the ball and drain clock. Unable to pick up a first down, Eastern called a timeout with 25 seconds remaining before punting the ball away. Barnes booted the ball into the end zone, and the Cowboys took over at their 25 with 18 seconds on the clock. Wyoming's first pass fell incomplete after the quarterback was hurried. On the next play, he was flushed from the pocket and forced to run out of bounds after a pickup of seven. The final play of the game featured repeated lateral attempts, but the Cowboys were unable to move forward, with the Eagles bringing down the ball carrier and securing the victory.

Game Day Statistics

UNIVERSITY OF WYOMING 24
EASTERN MICHIGAN UNIVERSITY 27
Sept. 23, 2016 - Rynearson Stadium - Attend: 17,012

SCORING	1	2	3	4	F
Wyoming	10	7	0	7	24
Eastern Michigan	3	14	3	7	27

Scoring Summary:

FIRST QUARTER
07:24 WY EPPS, Marcus 66 yd interception return (ROTHE, Cooper kick)
05:40 EMU FRICANO, Paul 46 yd field goal
00:12 WY ROTHE, Cooper 37 yd field goal

SECOND QUARTER
09:05 WY HILL, Brian 5 yd run (ROTHE, Cooper kick)
07:49 EMU TURNER, Breck 50 yd run (FRICANO, Paul kick)
00:18 EMU NIUPALAU, Johnnie 7 yd pass from PORTER, Todd (FRICANO, Paul kick)

THIRD QUARTER
08:46 EMU FRICANO, Paul 29 yd field goal

FOURTH QUARTER
12:45 WY WILSON, Logan 27 yd interception return (ROTHE, Cooper kick)
01:35 EMU ERIKSEN, Ian 15 yd run (FRICANO, Paul kick)

TEAM STATISTICS	WY	EMU
FIRST DOWNS	19	24
RUSHES-YARDS (NET)	38-79	47-239
PASSING YDS (NET)	234	261
Passes Comp-Att-Int	19-29-1	17-34-4
TOTAL OFF. PLAYS-YARDS	67-313	81-500
Fumble Returns-Yards	0-0	0-0
Punt Returns-Yards	1-2	0-0
Kickoff Returns-Yards	3-31	4-73
Interception Returns-Yards	4-119-2	1-(-2)
Punts (Number-Avg)	6-37.3	5-47.2
Fumbles-Lost	4-2	0-0
Penalties-Yards	3-35	5-55
Possession Time	28:04	31:56
Third-Down Conversions	3 of 13	6 of 16
Fourth-Down Conversions	1 of 1	0 of 1
Red-Zone Scores-Chances	2-3	3-3
Sacks By: Number-Yards	2-18	3-17

INDIVIDUAL STATISTICS

RUSHING: EMU: ERIKSEN, Ian 27-120-1; PORTER, Todd 11-61; TURNER, Breck 3-50-1; BANHAM, Blake 3-9; ROBACK, Brogan 3-(-1); WY: HILL, Brian 22-82; ALLEN, Josh 8-2; TEAM 1-(-1); WICK, Shaun 6 -(-1); CONWAY, Austin 1-(-3);

PASSING: EMU: PORTER, Todd 14-28-4-214-; ROBACK, Brogan 3-6-0-47-0; WY: ALLEN, Josh 19-29-1-234-0;

RECEIVING: EMU: BAILEY, Sergio 5-66; KILBY, Nigel 4-84; NIUPALAU, Johnnie 3-34-1; HOLDER, Isaac 3-28; SEXTON, Mathew 1-40; DAUGHERTY, Eddie 1-9; WY: GENTRY, Tanner 12-127; MAULHARDT, Jake 4-83; JOHNSON, C.J. 1-16; MAYFIELD, Tyree 1-11; PRICE, James 1-6; PARKER, Joseph 0-(-9);

TACKLES: EMU LEADERS: RACHWAL, Kyle 1-10=11; WILLIAMS, Derric 3-6=9; CALHOUN, Vince 5-3=8; BECK, Jason 2-5=7; CROSBY, Maxx 2-5=7;

Football Pushes Winning Streak to Three with 28-25 Win Over BGSU

The victory marked EMU's first MAC-opening road win since 2005

BOWLING GREEN, Ohio (EMUEagles.com) – The Eastern Michigan University football team rattled off its third consecutive win Saturday, Oct. 1, with a 28-25 victory over Bowling Green State University to open Mid-American Conference play 1-0. EMU (4-1, 1-0 MAC) defeated the defending MAC champion Falcons (1-4, 0-1 MAC) for the first time since 2008 and is now 4-1 for the first time since 1995.

It was a tale of two halves, as both teams combined for 14 points in the first and 39 in the second. It was also that way for the EMU quarterbacks, as junior **Todd Porter** led the offense in the first, while redshirt junior **Brogan Roback** guided the offense in the second frame.

T. Porter finished the game with 107 yards on 11 completions, while Roback finished with just under the century mark (91), but had three key touchdown passes. It was Roback's first three-touchdown performance since Sept. 12, 2015, against Wyoming.

As a whole offense, EMU had 474 total yards, including 212 on the ground and 262 through the air. Leading the ground assault redshirt freshman **Breck Turner**, who paced the Eagles with a career-high 107 yards on 17 carries. In addition to breaking the 100-yard mark for the first time in his career, Turner scored his second touchdown as an Eagle. Splitting carries with Turner, redshirt sophomore **Ian Eriksen** added 69 yards on 20 rushes.

In the air, the Eagles completed passes to seven different receivers, maintaining the balance they have displayed all season. Redshirt freshman **Nigel Kilby** finished with five receptions for a career-best 92 yards, including a 64-yard pick up, the longest reception of the game. Kilby's 64-yard reception came on a trick play in which redshirt freshman Isaac Holder (Tampa, Fla.-Sickles) tossed the ball down field after catching a screen pass in the backfield. Junior **Sergio Bailey** capped an impressive day with 40-yard touchdown reception, registering 71 yards on four catches, while junior **Antoine Porter** chipped in 64 yards receiving.

Defensively, the Green and White were lead by a pair of 12-tackle performances, the most by an Eagle this season. Redshirt sophomore **Kyle Rachwal** registered 12 stops, five solo and seven assisted, recording double digit tackles for the third time this season. Redshirt junior **Ikie Calderon** who also had 12 tackles (seven solo, five assisted) added the first sack of his career, a tackle for a loss, and a pass breakup in strong all-around performance. Meanwhile, senior **DaQuan Pace** recorded his 19th and 20th career pass breakups, making him EMU's all-time leader since breakups were tracked in 1998.

The Eagles began the game on defense and quickly gave up a big play on a screen pass, a 43-yard strike down to the EMU 13 yard line. After three straight pass plays, the Eagles didn't give up another first down, forcing a 30-yard field goal. It soared wide right, keeping the Falcons off the board.

After trading possessions, EMU began its second drive from its own 17. On a third and three-play, Porter's pass was tipped and hung in the air, only to be intercepted by BGSU at the 31, setting them up with a short field.

The Falcons ended up with first and goal from the two, where three straight rush attempts up the middle were stuffed, forcing fourth and goal. That's when BGSU ran a play fake, and completed a short pass for a touchdown, giving them the first points of the day and a 7-0 lead.

Needing a quick response, the Eagles got it on the next drive. In between rushes from Eriksen and Turner, T. Porter completed long passes to Bailey II and A. Porter for 17 and 38 yards, respectively, getting Eastern into the red zone for the first time at the four yard line. Two plays later Turner punched it in for his second touchdown of the season, tying the game at seven.

After stopping the Falcons on back-to-back drives, the Eagles began a long drive at the 10 minute mark of the second quarter. After a 20-yard T. Porter rush on third down to get into Falcon territory, EMU did something it had not done all season, losing a fumble on a botched option play. The miscue gave the Falcons their second turnover of the game, and possession of the ball at their own 28.

The defense stepped up for the third consecutive time after the turnover, forcing another punt, and giving EMU one more chance to get points before the half, however they went three-and-out. Despite a hail mary attempt right before the half from BGSU after getting to midfield, the pass was picked off in the end zone by freshman **Vince Calhoun**, keeping the score at seven apiece headed into halftime.

The defensive struggle continued into the second half as both teams failed to tack on any points in the first three possessions. This prompted a change in QB for EMU, with Roback entering the game on the second drive in place of a banged up T. Porter.

BGSU finally broke the stalemate on an efficient 10-play drive midway through the third quarter. The Falcons moved the ball down to the EMU 15 before the defense held their ground, forcing a 32-yard field goal which was converted, giving the Falcons the lead back 10-7 with 7:10 remaining in the third period.

Just like the first time Bowling Green put up points, the Eagles had the immediate answer, this time on three quick strike plays. After a short two yard pass, the Eagles reached into their bag of tricks. On a screen to Holder, he turned around and completed a 64-yard pass to Kilby down the field, setting up EMU at the BG eight. On the very next play, Holder was rewarded for his pass, this time catching the touchdown strike from Roback. Holder's first career TD catch gave Eastern its first lead of the game, 14-10 with 6:10 remaining in the third.

With its first lead of the game, the Eagle defense continued their stout play, forcing a quick three-and-out, giving Eastern Michigan the ball back with an opportunity to extend the lead. The Eagle offense was up to the task, scoring their second consecutive touchdown on the next drive.

This time EMU grinded out a 10-play scoring drive, taking 3:50 off the clock. The first seven plays of the drive saw Eastern ground and pound its way down to the BGSU 33 with runs from Eriksen and Turner. After a 15-yard penalty set Eastern up at the 17, a pass interference call put the ball at the eight. Two plays later, Roback found Kilby over the middle for the score, extending the lead to 21-10 with 1:23 until the fourth quarter.

Facing their biggest deficit, the Falcons got a much needed score early in the fourth quarter on a 10-play, 75-yard drive that cut the Eagle lead to 21-17 with just under 13 minutes to play.

The Eagle offense continued to respond though, as they did on the ensuing drive after the BG score. Beginning the drive with back-to-back strikes to Bailey II, followed by a 14-yard pass to A. Porter, EMU drove into Falcon territory. Three plays later on third and five, Roback rolled out and found Bailey II just in front of the end zone, where he leaped and snagged a would-be interception away from the defender, and rolled in for the score. The 40-yard touchdown strike put Eastern's lead back to 28-17 with just under 10 minutes to play.

Needing to keep up with the Eagles' offensive attack, BGSU went on another efficient scoring drive, this time using 14 plays for 82 yards for the touchdown. A two-point conversion made the tally just three points, 28-25, with 5:22 left in the contest.

Looking to melt the clock down, EMU began to pound the rock on the ensuing possession. Eriksen and Turner split the duties, running for five consecutive first downs to bleed the ticker down to under a minute. On the drive, Turner went over 100 yards on the night. With BGSU out of timeouts, Eastern was able to kneel out the clock, sealing the three-point, 28-25, win.

Game Day Statistics

EASTERN MICHIGAN UNIVERSITY 28
BOWLING GREEN STATE UNIVERSITY 25
Oct. 1, 2016 - Doyt L. Perry Stadium - Attend: 19,382

SCORING	1	2	3	4	F
Eastern Michigan	7	0	14	7	28
Bowling Green	7	0	3	15	25

Scoring Summary:

FIRST QUARTER
05:00 BGSU WILSON, Donovan 2 yd pass from MORGAN, James (SUDER, Jake kick)
01:54 EMU TURNER, Breck 3 yd run (FRICANO, Paul kick)
THIRD QUARTER
07:10 BGSU SUDER, Jake 32 yd field goal
06:10 EMU HOLDER, Isaac 8 yd pass from ROBACK, Brogan (FRICANO, Paul kick)
01:23 EMU KILBY, Nigel 7 yd pass from ROBACK, Brogan (FRICANO, Paul kick)
FOURTH QUARTER
12:42 BGSU COPPET, Fred 2 yd run (SUDER, Jake kick)
09:33 EMU BAILEY, Sergio 40 yd pass from ROBACK, Brogan (FRICANO, Paul kick)
05:22 BGSU COPPET, Fred 2 yd run (MILLER, Scott pass from MORGAN, James)

TEAM STATISTICS	EMU	BGSU
FIRST DOWNS	24	29
RUSHES-YARDS (NET)	45-212	42-206
PASSING YDS (NET)	262	250
Passes Comp-Att-Int	21-30-1	23-47-1
TOTAL OFF. PLAYS-YARDS	75-474	89-456
Fumble Returns-Yards	0-0	0-0
Punt Returns-Yards	0-0	0-0
Kickoff Returns-Yards	1-16	2-23
Interception Returns-Yards	1-0	1-0
Punts (Number-Avg)	5-50.0	6-43.7
Fumbles-Lost	1-1	1-0
Penalties-Yards	5-56	4-48
Possession Time	31:39	28:21
Third-Down Conversions	7 of 14	5 of 15
Fourth-Down Conversions	0 of 0	2 of 2
Red-Zone Scores-Chances	4-4	2-2
Sacks By: Number-Yards	2-6	0-0

INDIVIDUAL STATISTICS

RUSHING: EMU: TURNER, Breck 17-107-1; ERIKSEN, Ian 20-61; PORTER, Todd 4-37; SEXTON, Mathew 1-9; ROBACK, Brogan 1-2; TEAM 2(-4); BGSU: COPPET, Fred 25-141-2; WILSON, Donovan 10-44; MORGAN, James 6-13; ZIMMERMAN, Marquis 1-8;

PASSING: EMU: PORTER, Todd 11-16-1-107-0; ROBACK, Brogan 9-13-0-91-3; HOLDER, Isaac 1-1-0-64-;BGSU: MORGAN, James 23-46-1-250-1; KNAPKE, James 0-1-0-0-0;

RECEIVING: EMU: KILBY, Nigel 5-92-1; BAILEY, Sergio 4-71-1; PORTER, Antoine 4-64; DAUGHERTY, Eddie 3-6; NIUPALAU, Johnnie 2-13; HOLDER, Isaac 2-13-1; SEXTON, Mathew 1-3; BGSU: MILLER, Scott 11-148; REDDING, Teo 4-72; ZIMMERMAN, Marquis 3-1; DOSSOUS, Vanel 1-11; MOORE, Ronnie 1-10; COPPET, Fred 1-4; WILSON, Donovan 1-2; POUGH, Janarvis 1-2;

TACKLES: EMU LEADERS: CALDERON, Ikie 7-5=12; RACHWAL, Kyle 5-7=12; WILLIAMS, Derric 5-4=9; CALHOUN, Vince 5-3=8; BECK, Jason 4-3=7;

Eagles Fall in Tough Homecoming Battle Against Toledo

EMU kept it close for a majority of the game, but Toledo pulled away in the fourth quarter

YPSILANTI, Mich. (EMUEagles.com) – In front of the 10th largest crowd in Rynearson Stadium history, the Eastern Michigan University football team fell in a tough conference battle against the University of Toledo, Oct. 8, by a final tally of 35-20 on the 96th Homecoming. The Eagles (4-2, 1-1 MAC) kept it close throughout the majority of the game, but the Rockets (4-1, 1-0 MAC) sealed the victory in the final quarter of play by possessing the ball for more than 12 minutes.

As a team, Eastern got most of their offensive production through the passing game, finishing with 255 yards and one touchdown through the air. In total, EMU notched 317 yards on offense with an average of 5.5 yards per play. The Green and White were also solid in the red zone, scoring on all three of their trips.

On the offensive side of the ball, redshirt junior **Brogan Roback** led the EMU attack, throwing for 255 yards and one touchdown. Three different receivers posted at least four receptions on the day, with junior **Sergio Bailey II** leading the way with five catches for a career-best 89 yards. Sophomore **Eddie Daugherty** had a nice game as well, catching four passes for a season-high 74 yards. Finally, junior **Antoine Porter** posted 50 receiving yards, as well as one touchdown. Redshirt freshman **Breck Turner** paced the squad on the ground, picking up his third rushing touchdown of the year.

Redshirt senior **Ike Spearman** and redshirt sophomore **Kyle Rachwal** led the EMU on defense, tallying 11 total tackles apiece. Sophomore **Kwanii Figueroa** had a solid game as well, notching a sack in the first quarter. It was just the third sack allowed by the Rockets this season. Finally, freshman **Vince Calhoun** notched eight tackles and a pass breakup, with five of the stops and the breakup coming in the first drive of the game.

The Eagles won the coin toss to start the game, and elected to defer to the second half. Toledo began the game on the ground, picking up a pair of first downs and getting to midfield within the first few minutes of play. The trend continued, as the Rockets approached the red zone around the 10-minute mark. On a third-and-five, Toledo rifled a pass towards the end zone, which was broken up by Calhoun. Electing to go for it on fourth, Calhoun came up with a big stop near the marker to give the ball to the Green and White.

Eastern began their drive at the 15, but were unable to get anything going. Forced to punt, redshirt junior **Austin Barnes** pinned Toledo within their own 30. After a penalty, the Rockets quickly passed midfield. Redshirt freshman **Maxx Crosby** came up with a big play to force a loss of three yards, making in 3rd-and-14, after which Figueroa picked up a sack to bring up fourth down. After a touchback, the Eagles got the ball back for their second drive with 3:41 left in the first quarter.

Roback notched his first completion of the game to begin the drive, with redshirt freshman **Nigel Kilby** picking up 14 over the middle. A few plays later, Roback fired another pass to A. Porter for a gain of 15. Unfortunately, the drive stalled at midfield, and Barnes was forced to punt again. The first quarter ended shortly after with both teams even at zero apiece.

The second quarter began with Toledo using the ground game yet again. The Eagles held strong, forcing a third-and-eight at midfield. A false start on the Rockets made it 3rd-and-13, and Toledo was unable to pick up the first down shortly after. After a touchback, the Eagles had another opportunity on offense. Unfortunately, they were unable to muster anything, going three-and-out.

A penalty against the Eagles on the punt gave Toledo solid field position to begin their drive, as they started at the EMU 46. The Rockets picked up consecutive first downs, getting to the 17 with 8:30 left in the half. On the next play, Toledo found the end zone on a long pass to go ahead 7-0 after the PAT.

After a penalty on the kickoff, Eastern began at their own nine. A nice sweep for Bailey II gave EMU some breathing room, moving the ball to the 22. On third down, Roback threw a pass towards the sideline, but the receiver was unable to get his feet down in-bounds. Eastern then punted the ball away with 5:35 left to play in the half.

During the punt, a Toledo penalty moved the Rockets back to the 34, but they promptly moved to midfield on a 16-yard rush. The EMU defense then came up clutch again, knocking down the Toledo running back in the back field for a loss of two on third down. Toledo elected to punt the ball away, and the Eagles fair caught the ball at the 12. Once again, the offense was unable to get moving, as another three-and-out forced EMU to punt. Fortunately for the Eagles, Barnes boomed a long punt, and the Rockets would begin their drive from the 20.

The defense got off to a good start on the drive, as senior **DaQuan Pace** forced a three-yard loss on a screen pass. After nearly notching a pick on third down, the Green and White forced a three-and-out for the Rockets. Punting with 49 seconds remaining in the half, the Eagles would have one final opportunity to put some points on the board before heading to the locker room.

The EMU drive began with a bang, as Roback floated a long pass to Bailey II, who came down with it and was within inches of breaking away for a touchdown. Despite being tackled by his shoestrings, Bailey II got the Eagles into the red zone. The Green and White followed up with three consecutive shots to the end zone, narrowly missing on all three. Eastern then brought out the field goal unit, and redshirt freshman **Paul Fricano** converted the 34-yarder to make the score 7-3 with eight ticks left in the half. Toledo would elect to kneel out the half, and the two squads went to their locker rooms with score at 7-3 in favor of the Rockets.

Eastern received the ball to begin the second half, with their drive kicking off at the 22. The Eagles promptly picked up a first down after a pair of solid rushes from redshirt sophomore **Ian Eriksen**, after which Turner broke through for a gain of 18 on a screen pass. Turner kept the momentum going, using his vision to spot a gap in the line and gain five yards to pick up another first. The drive continued, as Roback completed a short pass to A. Porter for another fresh set of downs. The Eagles eventually stalled at the Toledo 26, and brought out the field goal unit. Fricano nailed the 44-yard field goal, which was his second of the game, and Eastern trailed Toledo by just one, 7-6, with 10:11 remaining in the third quarter.

The Rockets quickly got on the scoreboard on the ensuing drive, as a receiver snuck behind the defensive backs and found the end zone on a 63-yard pass. Toledo jumped to a 14-6 lead with 9:16 left in the quarter. On the kickoff, both returners bumped into one another while attempting to catch the kick, and the ball fell to the ground with Toledo recovering it at the EMU 16.

The Rockets found the end zone again three plays later, notching their second touchdown within the previous minute. After the PAT, Toledo built their lead to 21-6.

The Eagles began their drive from the 28, and Daugherty found an open area in the defensive backfield to pick up 22 and get to midfield. From there, Turner rushed for five, after which a facemask penalty on Toledo brought the Eagles to the Rockets 25. Bailey then caught a tough ball in traffic to bring EMU to the three. Eastern then notched their first touchdown of the day on an outside rush from Turner. After the PAT from Fricano, Eastern cut the Toledo lead to 21-13 with 6:01 to go in the third quarter.

Eastern's defense came out strong again on the next Toledo drive, forcing a quick three-and-out after the Rockets' third down pass fell short. After the punt, the Eagles got the ball back at the 31. A personal foul penalty on the Green and White forced EMU to begin with a 1st-and-24. A pair of short passes made the third down distance manageable, but pressure on third down forced Roback's pass short. Barnes then came on and boomed a long punt, but Toledo had a nice return and brought it back to the EMU 38.

Fortunately for EMU, a personal foul penalty on the return negated the big yardage, and Toledo began their drive from their own 14. After picking up a first down, Eastern made it third-and-six following a failed long pass. From there, a false start penalty brought the ball back even further. However, Toledo managed to convert on a 13-yard pass. The third quarter then concluded, with the Rockets still ahead, 21-13.

The Rockets picked back up with another first down, as the receiver barely crossed the plane to pick up a fresh set of downs. A Toledo receiver then found a gap in the defense, picking up 23 and bringing the Rockets to the EMU 28. After rushing for another first down, redshirt senior Pat O'Connor (Chicago, Ill. – Saint Rita) nabbed a tackle behind the line for a loss of one. However, Toledo responded with a touchdown pass two plays later, increasing their lead to 28-13 with 10:52 remaining.

Eastern began their drive with a sweep from Bailey II, who turned on the jets and picked up a first down after a gain of 10. Bailey II was featured in the next play as well, notching eight on a curl route. Daugherty then caught a nice pass for 17, fighting for every yard and refusing to go down. The drive continued with Roback sitting patiently in the pocket and finding Daugherty again for 18. Daugherty continued finding success on the next play, coming down with a tough catch on a corner route to pick up another 17 yards and bring EMU to the five. The drive was then capped off by Roback finding A. Porter in the end zone for an EMU touchdown. With 8:43 remaining in the game, Eastern trailed by eight, 28-20.

Toledo then had trouble handling the kickoff, and Eastern tackled the returner at the 17. The Rockets responded by promptly picking up a first down after a 12-yard pass, after which they nabbed another on an 11-yard pass. Pace then put a stop to the Toledo momentum, dropping the Rockets receiver for a loss of one. However, Toledo's running back then bulldozed his way for a gain of 12 for a fresh set of downs. The defense then forced a third-and-three, but the Rockets converted for another first on a short pass. The long Toledo drive continued with the Rockets rushing their way ahead to the 16. With 2:43 left in the game, the Eagles forced a third-and-six, but Toledo completed a corner pass for another touchdown. The Rockets jumped to a 35-20 lead with just 2:37 remaining in the game.

Eastern began their drive with a quick first down, as Roback scrambled for a gain of four and A. Porter caught a short pass for 14. Roback's next pass was tipped and intercepted at the Toledo 34. Toledo then began to bleed the clock, as the Rockets rushed the ball on three consecutive plays. The clock then reached zero, and Toledo walked away with a 35-20 victory over the Eagles.

Game Day Statistics

UNIVERSITY OF TOLEDO 35
EASTERN MICHIGAN UNIVERSITY 20
Oct. 8, 2016 - Rynearson Stadium - Attend: 21,412

SCORING	1	2	3	4	F
Toledo	0	7	14	14	35
Eastern Michigan	0	3	10	7	20

Scoring Summary:

SECOND QUARTER
08:24 UT JOHNSON, Jon'Vea 17 yd pass from WOODSIDE, Logan (VEST, Jameson kick)
00:08 EMU FRICANO, Paul 34 yd field goal
THIRD QUARTER
10:11 EMU FRICANO, Paul 44 yd field goal
9:16 UT THOMPSON, Cody 63 yd. pass from WOOD SIDE, Logan (VEST, Jameson kick)
8:24 UT HUNT, Kareem 2 yd run (VEST, Jameson kick)
6:01 EMU TURNER, Breck 3 yd. run (FRICANO, Paul kick)
FOURTH QUARTER
10:52 UT ROBERTS, Michael 15 yd. pass from WOODSIDE, Logan (VEST, Jameson kick)
8:43 EMU PORTER, Antoine 5 yd pass from ROBACK, Brogan (FRICANO, Paul kick)
2:37 UT JONES, Corey 12 yd pass from WOODSIDE, Logan (VEST, Jameson kick)

TEAM STATISTICS	EMU	UT
FIRST DOWNS	16	30
RUSHES-YARDS (NET)	20-62	51-220
PASSING YDS (NET)	255	247
Passes Comp-Att-Int	20-38-1	25-31-0
TOTAL OFF. PLAYS-YARDS	58-317	82-467
Fumble Returns-Yards	0-0	0-0
Punt Returns-Yards	0-0	3-13
Kickoff Returns-Yards	4-46	4-65
Interception Returns-Yards	0-0	1-0
Punts (Number-Avg)	6-44.0	5-40.0
Fumbles-Lost	0-0	0-0
Penalties-Yards	5-51	6-60
Possession Time	22:48	37:12
Third-Down Conversions	2 of 10	11 of 17
Fourth-Down Conversions	0 of 0	0 of 1
Red-Zone Scores-Chances	3-3	4-5
Sacks By: Number-Yards	1-3	0-0

INDIVIDUAL STATISTICS

RUSHING: - UT: HUNT, Kareem 29-141; SWANSON, Terry 15-71; JONES-MOORE, Damion 2-13; JONES, Corey 1-3; WOODSIDE, Logan 2-minus 3; TEAM 2-minus 5. EMU: TURNER, Breck 10-21; BAILEY, Sergio 2-20; ERIKSEN, Ian 7-17; ROBACK, Brogan 1-4

PASSING: UT: WOODSIDE, Logan 25-31-0-247. EMU: ROBACK, Brogan 20-38-1-255.

RECEIVING: UT: THOMPSON, Cody 7-126; JONES, Corey 7-33; ROBERTS, Michael 5-35; JOHNSON,Jon'Vea 3-40; YOUSEY, Zach 1-10; McKINLEY-LEWIS, D. 1-3; JONES-MOORE, Damion 1-0. EMU: PORTER, Antoine 6-50; BAILEY, Sergio 5-89; DAUGHERTY, Eddie 4-74; TURNER, Breck 2-23; KILBY, Nigel 2-19; NIUPALAU, Johnnie 1-0.

TACKLES: EMU LEADERS: SPEARMAN, Ike 3-8=11; RACHWAL, Kyle 3-8=11; CALDERON, Ikie 2-8=10; MOODY, Justin 6-3=9; BECK, Jason 0-9=9; CALHOUN, Vince 5-3=8; PACE, DaQuan 4-3=7;

Second-Half Surge at Ohio Pushes EMU to 5-2 on the Year

Eastern won in Athens for the first time since 1994

ATHENS, Ohio (EMUEagles.com) – The Eastern Michigan University football team accomplished something it has not done since 1967 in the 27-20 road victory over Ohio University Saturday afternoon, Oct. 15, at Peden Stadium. The Eagles (5-2, 2-1 MAC) won their third consecutive road game for the first time since '67, and defeated the Bobcats (4-3, 2-1 MAC) in Athens for the first time since 1994 to move to 5-2 on the season and 2-1 in league play.

The aerial assault of the Eagles carried the day, as redshirt junior **Brogan Roback** had a day, passing for a career-best 347 yards on a record 29 completions and three touchdowns, all coming in the second half. It was the fifth three-touchdown performance of his career, and the second of the season.

Roback's favorite target on the day was junior **Sergio Bailey II**, who finished with a career-high 143 yards on eight receptions and a score. It was the first 100-yard receiver of the season for EMU. Also catching TDs on the afternoon were fellow juniors **Antoine Porter** and **Johnnie Niupalau**, with Porter totaling a career-best 74 yards, while Niupalau picked up 16.

As a team, EMU out-gained the Bobcats by a final tally of 435-415, including a 347-291 advantage through the air. The Eagles converted 7-of-15 first downs, compared to Ohio's 3-of-11. EMU also won the turnover battle 2-1.

Defensively, junior Jason Beck (Indianapolis, Ind.-Arsenal Technical) led the charge with a team-high 10 stops. Senior **DaQuan Pace** had the first interception of his season to go along with four tackles and a breakup, while redshirt senior **Pat O'Connor** finished with two tackles for loss, and a strip sack, which was his 5.5 of the season and 17th of his career, which places him just a half sack away from being the all-time EMU leader since 1998.

The Eagles were the first on the board after shutting down the Ohio offense on their first possession. Led by the passing attack of Roback, the Eagles raced down the field in 12 plays. Roback began the drive completing passes of 12 yards to Bailey II, followed by a 32 yarder to A. Porter, and then a 17-yard strike again to Bailey II to quickly get Eastern down to the Ohio 35.

After a pair of first downs to get into the red zone, the Bobcat defense stepped up, forcing the 22-yard field goal. Redshirt freshman **Paul Fricano** split the uprights, giving EMU the early 3-0 lead.

The next four drives were three and outs for both teams, quickly moving the clock to under four minutes in the first quarter. The field position was in EMU's favor though, as two of the OU drives started within their own 10.

Ohio's fourth drive of the game, though, got them out of the shadow of their own goalposts, getting to EMU's side of the field at the 38. Eastern's defense stood tall this time, stopping the Bobcats on fourth down, and getting the ball back right before the end of the first quarter.

On the ensuing EMU drive, the first turnover of the game turned the momentum in favor of the Bobcats. On a long third down pass to senior **Sam Browning** over the middle, the tight end was stripped near midfield, and Ohio recovered for the first turnover of the game.

Nine plays later, Ohio turned the fumble into points on a 22-yard field goal of their own, knotting the score at 3-3 with 10:46 until the half.

Following another three-and-out by EMU, Ohio began driving again, looking to take their first lead of the game. Three first downs got the Bobcats to midfield, but the drive was halted on a long strike downfield, which was undercut and picked off by Pace, who then returned it 35 yards to the OU 44 yard line. It was the second INT of Pace's career. Despite the turnover, Ohio's defense continued to lock down the Eagle attack, forcing yet another three-and-out.

Much like the OU defense, Eastern's was just as fierce in the first half, as on the next Bobcat drive, EMU got their second turnover of the game. Dropping back to pass, O'Connor came off the edge for the strip sack, which was recovered by redshirt senior **Ike Spearman** at the Ohio 27, giving EMU's its best field position of the game.

The defensive struggle continued however, as Ohio forced another EMU field goal try, which was off the left post this time, keeping the score 3-3 with 2:54 to go. Looking to put up points before the half, Ohio was unable to get anything going, leaving the score at three-all into the half.

Eastern began with the ball in the second half, and found some of the offensive rhythm it lacked in the first half. Beginning at the 14, a 17-yard run and then a 17-yard pass from Roback quickly got EMU into Ohio territory. A 17-yard screen pass to redshirt sophomore **Iak Eriksen** got the Eagles deeper, and a nine-yard pass to Bailey II moved the Eagles into the red zone.

Ohio's defense kept EMU out of the end zone, though, as a 13-yard sack killed the momentum. However, the Eagles came away with points on a 34-yard Fricano field goal, giving EMU the lead back 6-3.

The Bobcats had an immediate response on their first drive of the second half, engineering a 10-play, 71-yard drive for the first

touchdown of the game. It was capped off by an eight-yard run, giving Ohio their first lead of the game at 10-6 with just under four minutes left in the third quarter.

Eastern found the big play it needed on the first play of the very next drive. After starting at its own 34, Roback found Bailey II for about 20 yards, but the shifty receiver shook the only defender nearby, and proceeded to sprint down to the OU nine yard line.

Two plays later, Roback found Niupalau in the end zone for the Eagles' first touchdown of the game. Niupalau's third TD catch of the season gave Eastern the lead back at 13-10 with just under three minutes until the final frame.

This time the Bobcats could not respond, going three-and-out and giving Eastern the ball back at their 37 just before the end of the quarter. The Eagles used the defensive stand to extend the lead on the next drive.

Going 11 plays and 63 yards, EMU pushed its lead to 10, 20-10, to begin the fourth quarter. EMU quickly got to midfield after a rush from Eriksen, and a 10-yard pass to redshirt freshman **Isaac Holder.** After back-to-back incompletions, Roback found Bailey II for a 13-yard gain, putting him over 100-yard receiving in the game and giving Eastern a fresh set of downs at the OU 35.

Redshirt freshman **Breck Turner** then picked up the next 21 yards on two rushes and a dump-off pass, but a rush for no gain in the middle of the sequence set up a third and three. Coming out of a timeout, Roback floated a pass to the corner, which Bailey II wrestled away from the defender, coming down with his third touchdown pass of the season. The strike made the tally 20-10 with 11:03 to go.

With their backs up against the wall, the Bobcats were able to respond with an eight-play, 90-yard touchdown drive to cut the score back down to 20-17 with 8:07 left in the contest.

The Eagle offense responded one more time on the next drive with a huge, eight-play, 70-yard drive for a touchdown. Roback continued to sling it, with two completions to Bailey II and Porter, before Turner broke free for a 24-yard gain to advance EMU to the Ohio 27. Another first down came after a 2-yard run from Turner and an 8-yard pass to A. Porter, giving EMU first down at the 17.

Three plays later on a third and four, Roback threw for his third TD pass of the game, this time to A. Porter on an 11-yard strike, giving Eastern the 10-point lead back at 27-17 with 3:47 to go.

Needing two quick scores, Ohio got one on the next drive with a 47-yard field goal with just over two minutes left to play. Still needing a touchdown and with only two timeouts left, Ohio attempted the onside kick, but it was secured by the Eagles at the 39.

Still needing one more first down to seal the deal, Turner carried the load with three straight rushes for 12 yards, giving EMU the fresh set of downs, and burning the remaining two OU timeouts. With the game in hand, EMU kneeled out the game, securing the 27-20 victory.

Game Day Statistics

EASTERN MICHIGAN UNIVERSITY 27
OHIO UNIVERSITY 20
Oct. 15, 2016 - Peden Stadium - Attend: 23,566

SCORING	1	2	3	4	F
Eastern Michigan	3	0	10	14	27
Ohio	0	3	7	10	20

Scoring Summary:

FIRST QUARTER
09:12 EMU FRICANO, Paul 22 yd field goal
SECOND QUARTER
10:46 OHIO ZERVOS, Louie 22 yd field goal
THIRD QUARTER
08:14 EMU FRICANO, Paul 34 yd field goal
03:44 OHIO BROWN, Dorian 6 yd run (ZERVOS, Louie kick)
02:49 EMU NIUPALAU, Johnnie 9 yd pass from ROBACK, Brogan (FRICANO, Paul kick)
FOURTH QUARTER
11:09 EMU BAILEY, Sergio 14 yd pass from ROBACK, Brogan (FRICANO, Paul kick)
08:14 OHIO MANGEN, Troy 5 yd pass from MAXWELL, Quinton (ZERVOS, Louie kick)
03:47 EMU PORTER, Antoine 11 yd pass from ROBACK, Brogan (FRICANO, Paul kick)
02:33 OHIO ZERVOS, Louie 47 yd field goal

TEAM STATISTICS	EMU	OHIO
FIRST DOWNS	20	25
RUSHES-YARDS (NET)	32-88	30-124
PASSING YDS (NET)	347	291
Passes Comp-Att-Int	29-39-0	26-43-1
TOTAL OFF. PLAYS-YARDS	71-435	73-415
Fumble Returns-Yards	0-0	1-2
Punt Returns-Yards	1-1	1-1
Kickoff Returns-Yards	4-71	5-108
Interception Returns-Yards	1-35	0-0
Punts (Number-Avg)	4-43.0	5-35.2
Fumbles-Lost	1-1	2-1
Penalties-Yards	5-55	4-40
Possession Time	30:57	29:03
Third-Down Conversions	7 of 15	3 of 11
Fourth-Down Conversions	0 of 0	0 of 1
Red-Zone Scores-Chances	5-6	3-3
Sacks By: Number-Yards	2-8	1-13

INDIVIDUAL STATISTICS

RUSHING: EMU: TURNER, Breck 9-50; ERIKSEN, Ian 12-24; ROBACK, Brogan 7-21; TEAM 4-(-7); OHIO: BROWN, Dorian 14-94-1; MAXWELL, Quinton 5-18 ; WHITE, Papi 1-7; HARDY, Bo 3 -7; WINDHAM, Greg 7-(-2);

PASSING: EMU: ROBACK, Brogan 29-39-0-347-3 ; O H I O : MAXWELL, Quinton 17-26-1-188-1; WINDHAM, Greg 9-17-0 -103-0;

RECEIVING: EMU: BAILEY, Sergio 8-143-1; PORTER, Antoine 7-74-1; ERIKSEN, Ian 4-34; HOLDER, Isaac 2-19; NIUPALAU, Johnnie 2-16; DAUGHERTY, Eddie 2-7; ARISTILDE, Dieuly 1-20; BUSCHMAN, Dan 1-17; BROWNING, Sam 1-10; TURNER, Breck 1-7; OHIO: SMITH, Sebastia 8 -123; WHITE, Papi 5-49; REID, Jordan 5-41; BALL, Elijah 3 -37; BELACK, Kyle 3-31; MANGEN, Troy 2-10-1;

TACKLES: EMU LEADERS: BECK, Jason 5 -5=10; McGILL, Kevin 5-2=7; CALHOUN, Vince 3-3=6; RACHWAL, Kyle 4-1=5; MOODY, Justin 3-2=5; WILLIAMS, Derric 2-3=5 ; SPEARMAN, Ike 1-4=5;

Eagles Come Up Short In 45-31 Defeat at No. 20 Western Michigan

Brogan Roback eclipsed the 4,000 yard mark for his EMU career in the loss

KALAMAZOO, Mich. (EMUEagles.com) – Despite having a brief lead in the second quarter, the Eastern Michigan University football team could not keep pace with No. 20 Western Michigan University in a 45-31 defeat Saturday evening at Waldo Stadium. It was the first home deficit of the season for the nationally ranked Broncos (8-0, 4-0 MAC).

Redshirt junior **Brogan Roback** guided the Eagle (5-3, 2-2 MAC) offense to an efficient 461 yard day, passing for 319 yards with 28 completions on a career-high 44 attempts. He threw for a touchdown, and ran for another. The 319 yards put him over the 4,000 yard mark for his EMU career, making him just the sixth to do so. It was his second straight 300-yard passing game and the third of his career.

Roback's top target was junior **Sergio Bailey II** who had six catches for 93 yards, including a game-long 56-yard catch. The touchdown pass went to fellow junior **Antoine Porter**, who had five catches for 80 yards.

Not to be outdone, the rushing attack had 142 on the ground, led by redshirt freshman **Breck Turner** who finished with 86 yards on 17 carries and a score. The final EMU touchdown came from freshman **Willie Parker**, the first of his career. He finished with 21 yards in the first seven carries of his EMU career. The offensive line paved the way for the run game and also did not yield a sack, the fourth game EMU has kept the QB clean.

Defensively, Eastern forced a pair of Broncos turnover, just the second and third of WMU's season. Redshirt sophomore **Ross Williams** had his first career interception, and the first pick of Western's season. Redshirt sophomore **Jeremiah Harris** had the other turnover with a strip sack, which was recovered by sophomore **Kwanii Figueroa**. It was the 2.5 sack of the season for Harris and his second forced fumble. Junior **Jason Beck** was the Eagle's leading tackler with 12 stops, including seven solo and a half for loss.

WMU began the game with the ball, but were quickly stopped for a three-and-out, giving EMU possession at its own 29. After two short passes to Bailey II and A. Porter set up the Eagles at the 44, Turner sprung for a 38-yard rush into the red zone, but he was stripped from behind at the end of the play, giving WMU the ball back at the 17.

The Broncos wasted little time turning the turnover into points, as six plays later, WMU connected on a 32-yard touchdown pass to take a 7-0 lead at the nine minute mark of the first quarter.

Following a short drive with nothing doing for EMU, Western got the ball back looking to add to the lead. Three pass plays got the Broncos into EMU territory, setting up first and 10 from the 47.

On the next play, Harris came off the edge and reached out, stripping the ball away from the QB. Figueroa was there to snatch it up and rumbled 10 yards with the fumble recovery. It was only the second turnover of the season given up by the Broncos.

Starting with the ball at the WMU 37, the Eagles moved the ball in the red zone on Roback's 13-yard pass to A. Porter. After runs by Turner and Parker set up EMU with first and goal, Roback was the one to run in the score from nine yards out to even the contest at seven-all. That score would hold into the second quarter.

Not long into the second frame, WMU took the lead back, capping an 11-play, 75-yard drive that spanned both the first and second quarter, to put the tally at 14-7.

Needing to keep pace, EMU embarked on a season-high 16-play drive on the ensuing series to put more points on the board. After back-to-back third down conversions, EMU was faced with a fourth and one from the WMU 43. A nine-yard dump-off pass to redshirt junior **Lavonte Robinson** gave the Eagles a fresh set of downs.

Two-plays later, a 15-yard pass to Bailey II gave Eastern first and 10 from the 19. After three plays of no gains, redshirt freshman **Paul Fricano** knocked home the 36-yard field goal to cut the deficit to 14-10.

Following their second fumble of the season earlier in the game, Broncos threw their first interception of the season on the first play of their next drive. Going down the middle, R. Williams undercut the pass and snagged the first pick of his career. After the second turnover of the game, EMU was set up at their own EMU 39.

The next EMU drive got started with a 14-yard rush from Turner, getting Eastern into Western territory. A 16-yard pass two plays later to redshirt junior **Dan Buschman** carried Eastern down to the 33 yard line, followed by an 8-yard run from Roback, setting up second and two from the 25. After an incompletion and a one-yard run, EMU faced fourth and one.

Trying a trick play, Roback dumped off a pass to usual offensive lineman redshirt senior **Cole Gardner,** but he was reported as an ineligible receiver, setting up fourth and six from the 29. Electing to go for it, Eastern went for the endzone with a deep pass to A. Porter, which he hauled in over the shoulder for the go-ahead 29-

yard reception. Porter's fourth TD reception of the season gave Eastern its first lead, 17-14, and gave WMU its first home deficit of the season.

WMU did not take long to erase that deficit, going five plays in 2:21, aided by a 51-yard pass, to retake a 21-17 lead with less than two minutes until the half.

Looking for a quick score before the break, EMU tried a long pass down the sideline on the next drive, but it was under thrown for an interception, giving the Broncos an opportunity to add to the lead before the half. WMU did just that, getting into field goal range at the eight-second mark and kicking a 44 yarder to take a 24-17 lead into the locker room.

Getting the ball to start the second half, Eastern started on their own six but picked up a first down to the 19 after a scramble from Roback. Three plays later, Eastern was forced to punt and a 51 yarder from redshirt junior **Austin Barnes** put WMU at the 27.

On Western's first drive of the half, the Broncos had a productive nine-play, 73-yard drive to add to the lead, making things 31-17 with just over six minutes to play in the third quarter.

Faced with its largest deficit of the game, Eastern went to work looking for an answer. On third and eight of the next EMU drive, Roback had all day in the pocket, and found Bailey II for a huge 56-yard gain down to the Western nine. The pass eclipsed the 4,000 yard mark for Roback's career. On the very next play, Turner found the edge for the nine-yard score to cut WMU's lead back to 31-24. It was Turner's fourth rushing TD of the year.

Western had the response once again on their second drive of the third quarter, going the distance in nine plays this time from 70 yards out to put the lead back to 14. A 31-yard touchdown pass capped the drive, which took 4:04 off the clock, leaving the score at 38-24 with a minute until the final frame.

The Eagle offense could not keep pace on its next drive, which ran into the start of the fourth quarter. EMU picked up one first down, but failed to get a second, punting the ball away for the third time. The Broncos took the opportunity to score for their third consecutive drive of the second half, this time on a 13-play, 80-yard drive, giving WMU the 45-24 lead with 7:55 to play.

Not backing down, EMU went to work on the next drive, needing a score to keep them in the game. The Eagles did just that with a 13-play drive, going 75 yards in 4:04. The touchdown was taken in from two yards out by Parker for the first score of his career, and made things 45-31 with just over three minutes to play.

Needing two more touchdowns, Eastern attempted the onsides kick, but it was recovered by WMU. Western got the clock down to under a minute before punting away to give EMU possession with 42 seconds to go. Despite completing a few passes to get near midfield, the clock ran out, sealing the 14-point defeat.

Game Day Statistics

EASTERN MICHIGAN UNIVERSITY 31
#20/20 WESTERN MICHIGAN UNIVERSITY 45
Oct. 22, 2016 - Waldo Stadium - Attend: 23, 721

SCORING	1	2	3	4	F
Eastern Michigan	7	10	7	7	31
Western Michigan	7	17	14	7	31

Scoring Summary:

FIRST QUARTER
9:02 WMU THOMPSON, C. 32 yd pass from TERRELL, Zach (HAMPTON, Butch kick)
1:35 EMU ROBACK, Brogan 9 yd run (FRICANO, Paul kick)
SECOND QUARTER
12:13 WMU FRANKLIN, J. 2 yds run (HAMPTON, Butch kick)
6:32 EMU FRICANO, Paul 36 yd field goal
3:35 EMU PORTER, Antoine 29 yd pass from ROBACK, Brogan (FRICANO, Paul kick)
1:14 WMU BOGAN, Jamauri 6 yd run (HAMPTON, Butch kick)
THIRD QUARTER
6:27 WMU THOMPSON, C. 8 yd pass from TERRELL, Zach (HAMPTON, Butch kick)
5:16 EMU TURNER, Breck 9 yd run (FRICANO, Paul kick)
1:12 WMU DAVIS, Corey 31 yd pass from TERRELL, Zach (HAMPTON, Butch kick)
FOURTH QUARTER
07:55 WMU BOGAN, Jamauari 1 yd run (HAMPTON, Butch kick)
03:21 EMU PARKER, Willie 2 yd run (FRICANO, Paul kick)

TEAM STATISTICS	EMU	WMU
FIRST DOWNS	23	30
RUSHES-YARDS (NET)	30-142	38-163
PASSING YDS (NET)	319	398
Passes Comp-Att-Int	29-45-1	29-35-1
TOTAL OFF. PLAYS-YARDS	75-461	73-561
Fumble Returns-Yards	1-10	1-9
Punt Returns-Yards	0-0	1-6
Kickoff Returns-Yards	6-97	3-64
Interception Returns-Yards	1-(-2)	1-0
Punts (Number-Avg)	3-45.0	2-35.5
Fumbles-Lost	3-1	3-1
Penalties-Yards	7-50	6-60
Possession Time	27:55	32:05
Third-Down Conversions	8 of 15	7 of 8
Fourth-Down Conversions	3 of 3	0 of 0
Red-Zone Scores-Chances	4-4	4-4
Sacks By: Number-Yards	1-7	0-0

INDIVIDUAL STATISTICS

RUSHING: EMU: TURNER, Breck 17-86-1; ROBACK, Brogan 5-33-1; PARKER, Willie 7-21-1; BAILEY, Sergio 1-2; WMU: RANKLIN, J 22 -114 -1; BOGAN, Jamuauri 10-29-2; ESKRIDGE, D. 1-13; JOHNSON, Fabian 1-7; DAVIS, Corey 1-0; TERRELL, Zach 3-0;

PASSING: EMU: ROBACK, Brogan 29-45-1-319-1; WMU: TERRELL, Zach 29-35-1-398-3;

RECEIVING: EMU: BAILEY, Sergio 6-93; KILBY, Nigel 6- 46; PORTER, Antoine 5-85-1; PARKER, Willie 5-32; TURNER, Breck 4-31; BUSCHMAN, Dan 1-16; NIUPALAU, Johnnie 1 -12; ROBINSON, Lavonte 1-9; WMU: ESKRIDGE, D. 9-46; THOMPSON, C. 8-177-2; HENRY, Michael 7-88; DAVIS, Corey 5-87-1;

TACKLES: EMU LEADERS: BECK, Jason 7-5=12; CALHOUN, Vince 6-3=9; CALDERON, Ikie 8-0=8; RACHWAL, Kyle 5-3=8; SPEARMAN, Ike 5-2=7; HARRIS, Jeremiah 4-2=6;

Eagles Clipped At Home by RedHawks, 28-15

Redshirt freshman Dieuly Aristilde had a career-high 193 yards receiving in the game

YPSILANTI, Mich. (EMUEagles.com) – The Eastern Michigan University football team dropped a tough contest to the Miami University RedHawks, 28-15, Saturday afternoon, Oct. 29, at Rynearson Stadium. The Eagles fell to 5-4 on the season and 2-3 in the Mid-American Conference.

Offensively, redshirt junior **Brogan Roback** finished the game 23-of-39 with 328 yards and a pair of touchdowns. This marks the third consecutive game in which Roback has passed for more than 300 yards, dating back to the meeting at Ohio, Oct. 15. Redshirt freshman **Dieuly Aristilde** had a career day, reeling in a team-high seven receptions for a career-best 193 yards and his first career touchdown. This marked the team's highest individual receiving output since 2004 and was the ninth-best in program history.

The defensive side of the ball saw junior **Jason Beck** lead the team in tackles, totaling 11 stops, including one for a six-yard loss. Redshirt sophomore **Jeremiah Harris** had a strong game as well, notching a strip sack for his third sack of the season, and his second fumble recovery of the year. Junior **Juan Giraldo** had one of his best games of the year, posting four tackles and two big pass breakups, which was a season high.

The game began with the Eagles on defense, and Miami (3-6, 3-2 MAC) quickly ripped off a 45-yard rush on the second play of the game. The RedHawks then picked up another first down, getting within the EMU 20-yard line. From there, Miami continued to push down the field, nabbing another fresh set of downs at the five to make it 1st and goal. Despite making it 3rd and goal, Miami was able to find the end zone for the first score of the game to go ahead 7-0 with 9:37 to go in the quarter.

The Eagles were unable to muster anything on offense, brining on the punt unit to try and pin the RedHawks deep. Redshirt junior **Austin Barnes** did just that, booming a 60-yarder to pin Miami at their 15-yard line. Despite a penalty against Miami, the Green and White gave it right back with a penalty of their own for a fresh set of downs. After an incomplete pass, the Redhawks broke through the line and found the end zone once again, making the score 14-0 in favor of Miami with 6:15 remaining in the first quarter.

Eastern then re-took the field needing to respond to Miami's hot start. Roback got the drive off to a nice start by rifling a 20-yard pass to junior **Sergio Bailey II** to approach midfield. From there, redshirt sophomore **Ian Eriksen** bulldozed his way for nine on two carries, bringing up 3rd and 1. Eriksen was unable to churn out the yard, and Eastern brought on the punt team again. Barnes had another nice punt, and Miami got the ball back at their own 10.

The EMU defense had a strong response, forcing a three-and-out after Giraldo had a nice pass breakup on third down. Following the Miami punt, EMU got the ball back at their own 43. Redshirt freshman **Breck Turner** began the drive with a nice rush, finding the edge and picking up 11 to get into RedHawk territory. Facing 3rd and 2, Roback kept the ball on a designed QB run and picked up five for a first down. With that, the first quarter came to an end with Miami leading by a 14-0 margin.

After a sack that made it 3rd and 18, Roback was pressured once again and was forced to throw it away. Barnes then came on for his third punt of the game, with the ball barely getting into the end zone for a touchback. Miami continued to utilize the ground game, picking up more first downs and crossing midfield. With the ball at the EMU 46, redshirt junior **Derric Williams** and redshirt freshman **Maxx Crosby** made a nice stop in the backfield to bring up 2nd and 11. An incomplete pass then made it 3rd and 11, and Giraldo once again came up with a key pass breakup. Miami came on to punt, and the ball went into the end zone for a touchback.

Following a sideline pass that was ruled incomplete, Eriksen picked up six on the ground, after which sophomore **Eddie Daugherty** picked up eight on a pass from Roback. From there, a holding penalty against the Eagles brought the ball back to the 15. Eriksen got the call on first down, hurdling over the line for another gain of six. A pass to junior **Antoine Porter** then picked up eight more to make it 3rd and 6, with Roback then passing underneath to Eriksen for a gain of just four. With it being 4th-and-two, Barnes had another solid punt, once again narrowly having the ball fall into the end zone.

The RedHawks began their drive with some play action, picking up 28 after the receiver found a gap in the defensive secondary. Miami then picked up another first down on an 11-yard pass, but their drive came to an abrupt halt on a huge strip sack by Harris, which was his third sack of the season. The Eagles then took over at their own 44 with good field position and just under four minutes remaining in the half.

Eastern picked up a quick first down after an 11-yard pass to A. Porter, and from there, Roback found Bailey II near the sideline for a gain of 21. With the ball at the Miami 28, the Eagles picked up a yard on two plays, forcing a long 3rd down attempt. Roback then attempted an end zone pass to A. Porter, who caught it, but was ruled out of bounds. The EMU field goal unit then came onto the field, and redshirt freshman **Paul Fricano** converted a 40-yarder to put EMU on the board. With about 1:30 left until the half, EMU trailed Miami, 14-3. Miami kept the ball on the ground in the ensuing possession, letting the clock tick down as halftime approached. Ultimately, the RedHawks elected to kneel out the half, with Miami leading 14-3 at the half.

Eastern began the third quarter on the offensive end following a touchback. On the first play, Roback was tripped up behind the line, fumbling the ball and then falling on it for a loss of 12. An EMU penalty brought the ball back even further, making it 2nd and 28 from the EMU six. Facing pressure in the end zone, Roback got rid of the ball to bring up 3rd and long. After heading a long pass downfield, the ball fell incomplete, and Barnes came on to punt from his own end zone. The 61-yard punt took a favorable EMU bounce, with Miami falling on it at their own 33. A penalty against the RedHawks brought the ball back even further, and Miami would begin their drive from the 23.

The RedHawks began with a quick first down, but followed that up with a pass for a loss of six. The Eagles then narrowly missed an interception, bringing up 3rd and long. Miami elected to run, only picking up four yards, forcing the RedHawks to punt. Redshirt sophomore B**lake Banham** had a solid return, picking up 14 to give the EMU offense solid field position to begin their drive.

EMU began their drive with a gain of seven on back-to-back rushes, but the third down pass fell incomplete. Like he had done all game, Barnes delivered another beauty, pinning Miami at their own 15-yard line. Miami picked up right where they left off, rushing for a quick first down on two plays. On 3rd and five, a facemask penalty went against the Eagles to extend the RedHawk drive and bring them to midfield. The drive continued following back-to-back first downs, brining Miami to the EMU 27. From there, the RedHawks kept moving, getting to the one and eventually punching it in for another touchdown. After the PAT, Miami opened their largest lead of the day, 21-3.

The first play of the drive saw Roback get sacked, but he came right back and completed a pass for a gain of 11 to Aristilde, followed by another for 27 to quickly pick up 38 yards. From there, he fired a long strike downfield, with Aristilde once again coming down with the circus catch for 42 yards, which was a career-long reception. Showing some momentum on offense, Eastern continued the aerial assault, as Daugherty fought his way for a gain of eight to bring EMU within the Miami 10-yard line. The third quarter came to an end with the Eagles at the Miami three.

Following the short break, EMU narrowly missed a pass to the end zone. The Eagles elected to go for it on fourth down, and that proved to be the correct decision, as Roback flipped a short pass to redshirt freshman **Nigel Kilby** and he ran into the end zone. Eastern attempted a two-point conversion, which fell just short. With 14:51 left in the game, EMU still trailed Miami, 21-9.

Miami quickly picked up a first down on consecutive passes to get to the 43, after which senior **DaQuan Pace** broke up a pass to force 3rd and 7. After bringing multiple defenders on a blitz, Miami completed a pass over the middle, with the receiver finding a hole in the defense and running untouched into the end zone. After the PAT, Miami opened up a 28-9 lead with 12:39 left in the game.

Needing to make up some ground, EMU began their drive with a short pass to Kilby for a short gain. On the ensuing play, Roback threw a beautiful pass to Aristilde, who avoided a shoestring tackle and ran 75 yards into the end zone for his first career touchdown. Despite failing on the two-point conversion, the Eagles made it a 13-point game, 28-15, with 11:43 remaining.

Trailing by 13, the Eagles needed to come out and get a quick stop. Miami began to chew the clock, picking up a first down on consecutive rushes. The trend continued, as the RedHawks picked up two more runs of five for another fresh set of downs. EMU's defense then held Miami to short gains on the next two plays, bringing up 3rd and 8. The RedHawks attempted to rush for the first down, but only picked up two on the play. The Miami punt fell into the end zone, and EMU would get the ball back at their own 20.

The Green and White continued attacking the Miami defense from the air, as the team posted consecutive first downs on passes from Roback. After a pass for seven yards to Kilby, Roback then scrambled from the pocket and picked up four for another first down. On fourth down, Roback's pass fell incomplete, and Miami took over on downs with about three minutes left.

The RedHawks continued to run the ball and drain clock, forcing the Eagles to use their timeouts. Eastern managed to stop the Miami rushing attack, and the RedHawks came on to punt with 2:45 remaining in the game. Eastern kept fighting, picking up a fresh set of downs on passes from Roback. A fourth down heave from Roback to Aristilde kept things rolling, after which the Green and White picked up another first down. Eastern then threw up another long pass towards the end zone, with this one coming down in the hands of the RedHawks, effectively sealing the game with Miami coming out on top, 28-15.

Game Day Statistics

MIAMI UNIVERSITY 28
EASTERN MICHIGAN UNIVERSITY 15
Oct. 29, 2016 - Rynearson Stadium - Attend: 16,481

SCORING	1	2	3	4	F
Miami	14	0	7	7	28
Eastern Michigan	0	3	0	12	15

Scoring Summary:

FIRST QUARTER
09:37 MIAMI Gus Ragland 2 yd run (DOWD, Nick kick)
06:15 MIAMI Kenny Young 54 yd run (DOWD, Nick kick)
SECOND QUARTER
01:33 EMU FRICANO, Paul 40 yd field goal
THIRD QUARTER
03:27 MIAMI Alonzo Smith 1 yd run (DOWD, Nick kick)
FOURTH QUARTER
14:51 EMU KILBY, Nigel 4 yd pass from ROBACK, Brogan (DAUGHERTY, Eddie pass failed)
12:39 MIAMI Jared Murphy 54 yd pass from Gus Ragland (DOWD, Nick kick)
11:43 EMU ARISTILDE, Dieuly 75 yd pass from ROBACK, Brogan (ROBACK, Brogan pass failed)

TEAM STATISTICS	MIA	EMU
FIRST DOWNS	23	16
RUSHES-YARDS (NET)	43-230	23-33
PASSING YDS (NET)	175	328
Passes Comp-Att-Int	29-45-1	29-35-1
TOTAL OFF. PLAYS-YARDS	15-23-0	23-39-1
Fumble Returns-Yards	0-0	0-0
Punt Returns-Yards	1-8	2-14
Kickoff Returns-Yards	3-75	3-56
Interception Returns-Yards	1-0	0-0
Punts (Number-Avg)	5-42.4	6-48.0
Fumbles-Lost	1-1	2-0
Penalties-Yards	2-15	7-67
Possession Time	34:40	25:20
Third-Down Conversions	4 of 9	4 of 14
Fourth-Down Conversions	0 of 0	2 of 3
Red-Zone Scores-Chances	2-2	1-1
Sacks By: Number-Yards	5-33	1-8

INDIVIDUAL STATISTICS

RUSHING: EMU: ERIKSEN, Ian 10-33; TURNER, Breck 3-19; PARKER, Willie 1-(-1); ROBACK, Brogan 9-(-18); MIA: Maurice Thomas 7-82; Alonzo Smith 17-59-1; Kenny Young 4-58-1; Spencer McInnis 5-24; Gus Ragland 8-9-1; TEAM 2-(-2);

PASSING: EMU: ROBACK, Brogan 23-39-1-328-2; MIA: Gus Ragland 15-23-0-175-1;

RECEIVING: EMU: ARISTILDE, Dieuly 7-193-1; DAUGHERTY, Eddie 4 -29; ERIKSEN, Ian 4-20; BAILEY, Sergio 3-49; KILBY, Nigel 3-18-1; PORTER, Antoine 2-19; MIA: Jared Murphy 9-122-1; Ryan Smith 2-13; Kenny Young 2-4; Rokeem Williams 1-28; Spencer McInnis 1-8;

TACKLES: EMU LEADERS: BECK, Jason 8-3=11; BROWN, Mike 0-8=8; CALHOUN, Vince 4-2=6; HARRIS, Jeremiah 2-4=6; WILLIAMS, Derric 0-6=6;

Eagles Become Bowl Eligible with Historic Come-From-Behind Victory

EMU's 21-point comeback tied a program record for the largest in school history

MUNCIE, Ind. (EMUEagles.com) – The Eastern Michigan University football team overcame a 21-point first quarter deficit to defeat Ball State University, 48-41, Tuesday night at Schuemann Stadium to become bowl eligible for the first time since 1995. The 21-point comeback tied the largest deficit overcome by an Eagles team in program history.

"When you see veteran players out there, who have put absolutely everything into this program, and want it so badly to succeed, at the end of the game, those are the guys that made this happen," said Head Coach **Chris Creighton**. "I don't know if I have ever been in a better locker room, I am just so proud of our guys."

The EMU offense carried the day, totaling a season-high 622 yards of total offense, including 468 through the air and 154 on the ground. It was the fourth-most total offense by EMU in program history and the most since 2012.

Orchestrating the Eagle attack was once again redshirt junior **Brogan Roback** who had a career-high 468 yards passing on 37-of-71 passing, both of which were career-highs as well. He threw for three touchdowns on the night. It was the third-most passing yards in a game in program history, and the most since Andy Schmitt set the program record with 516 in 2008. The dual-threat QB also got it done on the ground, with a career-high tying 41 yards on eight rushes, as well as his fourth career rushing score.

On the receiving end of his passes were 10 different wide outs, led by redshirt freshman **Dieuly Aristilde** who had his second straight 100+ yards receiving day with 107 on six catches. Roback tossed a touchdown to junior **Sergio Bailey II**, while the other two were hauled in by redshirt junior **Dan Bucshman**. The pair of TD catches were the first of his career.

On the ground, redshirt sophomore **Ian Eriksen** was the bell cow, toting the ball 25 times for 109 yards, his second 100-yard rushing effort of the season and his career. He also scored a pair of rushing touchdowns and had a career-high 71-yards receiving on five catches.

Defensively, the Eagles had plenty of highlights, despite giving up 41 points, 14 of which were due to a short field. EMU forced a season-high five turnovers, two interceptions and three fumble recoveries. Both picks came from senior **DaQuan Pace**, who led EMU in tackles with eight stops on his birthday. Meanwhile, redshirt senior **Pat O'Connor** had 1.5 sacks to bring his career total to 18.5, the most by an Eagle since the stat began being tracked in 1998. EMU also held Ball State without a third down conversion until the fourth quarter, and the Cardinals were just 2-of-13 on the evening.

After falling behind, 21-0, the Eagles scored 19 unanswered points to pull within two of the Cardinals minutes before halftime. Redshirt freshman **Paul Fricano's** 34-yard field goal put the Green and White on the board with seconds remaining in the first quarter.

In the second quarter, the EMU defense forced back-to-back three-and-outs, setting the Eagle offense up for a nine-play, 49-yard drive, capped by Roback's first touchdown pass of the night. Hauling in the first score of his career, Buschman's catch in the endzone made the score, 21-9, in favor the BSU. Eastern Michigan added another score on an Eriksen rushing TD, before Fricano split the uprights from 25-yards out. A quick

strike by Ball State before the half gave the home team a 28-19 lead at the break.

The Eagles capitalized on a Cardinal miscue in the third quarter, turning a muffed punt return into seven points on a 3-yard Roback rushing touchdown with 10:08 to play in the period. EMU went on to take its first lead of the night nearly six minutes later, as Roback connected with Bailey II for a 16-yard TD reception.

Through three quarters of play the Eagles clung to a five-point, 33-28, lead.

Eastern extended its advantage to 40-28 on the first play of the fourth quarter, as Buschman registered his second touchdown of the game, a 30-yard reception from Roback. Ball State responded roughly one minute later, before taking a one-point lead with 1:35 remaining.

Trailing 41-40 with no timeouts left, Roback completed 6-of-7 attempts, including a circus catch by **Johnnie Niupalau** to put the Eagles on the doorstep of the go-ahead score with just over 30 seconds to play. With first and goal from the BSU 1, Eriksen punched it in, finding the endzone for the second time on the night. The Eagles elected to go for two and converted, as Roback slung a pass to Bailey II to take a 48-41 lead with 27 seconds remaining.

Turning possession back over to the Cardinals, the Green and White defense held strong, eventually sealing the victory with Pace's second interception of the night to become bowl eligible for the first time since 1995.

"I know we are bowl-eligible, but that does not mean we are bowl-guaranteed," Creighton added. "We still have lots of work to do and much to improve on. Our goal has always been to be bowl eligible, so we are moving closer to that each game. I know this isn't the best step or the guaranteed step into this goal, but it was a monster step forward for us."

Game Day Statistics

EASTERN MICHIGAN UNIVERSITY 48
BALL STATE UNIVERSITY 41
Nov. 8, 2016 - Scheumann Stadium - Attend: 4,442

SCORING	1	2	3	4	F
Eastern Michigan	3	16	14	15	48
Ball State	21	7	0	13	41

Scoring Summary:

FIRST QUARTER
07:24 BALL MABON, KeVonn 34 yd pass from NEAL, Riley (HAGEE, Morgan kick)
06:36 BALL MABON, KeVonn 6 yd run (HAGEE, Morgan kick)
04:37 BALL GILBERT, James 3 yd run (HAGEE, Morgan kick)
00:09 EMU FRICANO, Paul 34 yd field goal

SECOND QUARTER
07:57 EMU BUSCHMAN, Dan 1 yd pass from ROBACK, Brogan (FRICANO, Paul kick failed)
03:45 EMU ERIKSEN, Ian 1 yd run (FRICANO, Paul kick)
01:52 EMU FRICANO, Paul 25 yd field goal
00:42 BALL MABON, KeVonn 13 yd pass from NEAL, Riley (HAGEE, Morgan kick)

THIRD QUARTER
10:08 EMU ROBACK, Brogan 3 yd run (FRICANO, Paul kick)
04:34 EMU BAILEY, Sergio 16 yd pass from ROBACK, Brogan (FRICANO, Paul kick)

FOURTH QUARTER
14:54 EMU BUSCHMAN, Dan 30 yd pass from ROBACK, Brogan (FRICANO, Paul kick)
13:52 BALL BROWN, Cywettnie 62 yd pass from NEAL, Riley (HAGEE, Morgan kick)
01:35 BALL NEAL, Riley 1 yd run (NEAL, Riley pass failed)
00:32 EMU ERIKSEN, Ian 1 yd run (BAILEY, Sergio pass from ROBACK, Brogan)

TEAM STATISTICS	EMU	BSU
FIRST DOWNS	35	26
RUSHES-YARDS (NET)	37-154	34-149
PASSING YDS (NET)	468	393
Passes Comp-Att-Int	37-72-1	30-51-2
TOTAL OFF. PLAYS-YARDS	109-622	85-542
Fumble Returns-Yards	0-0	1-4
Punt Returns-Yards	2-8	2-6
Kickoff Returns-Yards	4-66	5-118
Interception Returns-Yards	2-15	1-0
Punts (Number-Avg)	8-36.0	9-39.0
Fumbles-Lost	2-2	4-3
Penalties-Yards	4-30	6-49
Possession Time	32:02	27:58
Third-Down Conversions	12 of 22	2 of 13
Fourth-Down Conversions	0 of 0	2 of 2
Red-Zone Scores-Chances	7-7	4-5
Sacks By: Number-Yards	3-19	1-4

INDIVIDUAL STATISTICS

RUSHING: EMU: ERIKSEN, Ian 25-109-2; ROBACK, Brogan 8-41-1; BANHAM, Blake 2-11; PORTER, Antoine 1-0; PARKER, Willie 1-(-7); BSU: GILBERT, James 12-54-1; NEAL, Riley 12-45-1; WILLIAMSON, Teddy 8-37; DUNNER, Malik 7-7; MABON, KeVonn 1-6;

PASSING: EMU: ROBACK, Brogan 37-71-0 -468-3 ; B S U : NEAL, Riley 30-50-2-393-3; TEAM 0-1-0 -0 -0;

RECEIVING: EMU: ARISTILDE, Dieuly 6-107: ERIKSEN, Ian 5-71; KILBY, Nigel 5-60; NIUPALAU, Johnnie 5-59; BROWNING, Sam 4 -43; PORTER, Antoine 4 -33; BAILEY, Sergio 3-41-1; BUSCHMAN, Dan 2-31-2; DAUGHERTY, Eddie 2-14; HOLDER, Isaac 1-9; BSU: MABON, KeVonn 12-149-2; HAZELTON JR., Damon 9-71; BROWN, Cywettnie 3-105-1; LACANARIA, Corey 3-36; DUNNER, Malik 1-21; WILLIAMSON, Teddy 1-9; PINTER, Danny 1-2;

TACKLES: EMU LEADERS: PACE, DaQuan 5 -3=8; BECK, Jason 4 -2=6; HARRIS, Jeremiah 1-5=6; O'CONNOR, Pat 1-5=6; HOLFORD, Clay 2-3 =5; WILLIAMS, Derric 1-4=5;

NIU's Second Half Comeback Spurns EMU in Overtime

The game marked the first overtime contest for EMU since 2013

YPSILANTI, Mich. (EMUEagles.com) – The Eastern Michigan University football team dropped an overtime contest to Northern Illinois University, Wednesday, Nov. 16, at Rynearson Stadium. The Eagles (6-5, 3-4 MAC) raced to a 21-0 lead, but the Huskies (4-7, 4-3 MAC) came back in the second half to ultimately secure the overtime victory, 31-24.

Eastern Michigan's rushing attack proved to be very strong throughout the game, as the squad totaled 291 yards rushing on 56 attempts, good for 5.2 yards per carry. Redshirt sophomore **Ian Eriksen** had a fantastic game, rushing for a career-best 171 yards and two touchdowns. Redshirt junior quarterback **Brogan Roback** surpassed the 5,000 career passing yards milestone, throwing for 184 yards and one touchdown on the day. Eriksen was the top receiver on the day as well with 48 yards, while junior **Sergio Bailey II** had 40 yards and one touchdown. Redshirt freshman **Paul Fricano** finished the day with one field goal, in addition to three PAT's. With those three point after attempts, Fricano tied the EMU record for successful PATs in a single season with 38.

The defensive side of the ball saw redshirt sophomore **Kyle Rachwal** lead the way with 11 tackles, in addition to pulling down the second interception of his career. Fellow redshirt sophomore **Jeremiah Harris** also had a solid game, blocking a field goal for the second time in his career. Finally, freshman **Vince Calhoun** stuffed the stat sheet with 10 total tackles, including one for loss, while breaking up a pass.

Eastern began the game on offense, picking up two first downs after a clutch third-down catch on the sideline from Bailey for 20 yards. Roback continued his strong start to the game, finding Eriksen for a gain of 20 out of the backfield. On the very next play, Eriksen found a hole in the line and burst through for a 27-yard touchdown. After the PAT, Eastern opened a quick 7-0 lead with 12:26 remaining in the first quarter.

NIU had a solid kick return to the EMU 48, but quickly went three-and-out after a strong series from the Eagle defense. The Huskies then looked like they were going to go for it on fourth down, but punted it away for just 14 yards. Eastern took over at their own 29, notching a quick first down on a screen pass to redshirt freshman Isaac Holder (Tampa, Fla. – Sickles). The Green and White couldn't muster anything on the next three plays, however, and redshirt junior **Austin Barnes** boomed a 48-yard punt to pin the Huskies at their own 12.

Although the Eagles got NIU into back-to-back third down situations, the Huskies were able to convert on both occasions, and moved across midfield. A penalty against the Green and White gave Northern 15 yards, moving them to the 19. After a loss of five and an incomplete pass, the EMU defense held the Huskies to just a gain of five, bringing up fourth down. NIU elected to attempt a 36-yard field goal, but it was blocked by Harris.

Eastern kept the momentum rolling, nabbing a first down after some shifty running from Eriksen. EMU rode the hot hand on the next play, and Eriksen delivered with a 29-yard rush to push the Eagles to the NIU 40-yard line. Despite being set back five yards by a penalty, sophomore **Eddie Daugherty** picked up 11 on the next play to bring up second down and short. The Eagles elected to rush on third down, which proved to be a good decision, as Eriksen rumbled his way for nine yards. After picking up another fresh set of downs, Roback found Bailey in the end zone for the squad's second touchdown of the day. With 1:56 remaining in the first quarter, Eastern held a 14-0 lead over the Huskies.

The defense continued to control the Huskie offense, as NIU went three-and-out once again, with redshirt freshman **Clay Holford** notching a big tackle-for-loss to kick off the drive. After the punt, EMU got the ball back yet again at their own 17. Roback kicked off the drive with a quarterback keeper, finding a seam to pick up 19. The first quarter then came to an end with the Eagles remaining ahead, 14-0.

The first play of the second quarter saw junior **Antonie Porter** make a reception before breaking a tackle and picking up 10 yards down the sideline for a first down. Facing second and long, Roback stood strong in the pocket and fired a bullet to redshirt junior Dan Buschman for a gain of 25, putting EMU back across midfield once again. Roback and Eriksen then combined to rush for 14 yards, but Roback's next pass went off of the receiver's hands and was intercepted by NIU at the 21.

The Huskies were able to pick up a pair of first downs to approach midfield, but then faced third down at the EMU 48. Freshman **Kevin McGill** then notched a nice pass breakup on the next play to prevent the Huskies from gaining any more ground. After the punt, Eastern's offense retook the field at the 21. On the second play of the drive, Roback was flushed from the pocket and found Daugherty for a gain of 24, moving the chains to the 45. Facing third down, Roback was pressured in the pocket, escaping down the sideline for a gain of 15 and a fresh set of downs. Eastern was then unable to move the ball any further, and Fricano came on to attempt a 40-yard field goal. His kick went wide, and the Eagles came up empty on the drive.

Three consecutive rushes gave NIU a first down at their own 39, but they then faced third down. Electing to throw, the NIU pass went off the receiver's hands, and Rachwal snatched it out of the air for an interception, giving the Eagles excellent field position at the NIU 33 with 3:48 left in the half. After a pass to the end zone fell incomplete, Roback kept it himself on the ground for a gain of four, which was followed by a NIU penalty for 15 more. The offense continued moving down the field, and notched a first down at the five to bring up first-and-goal. Three plays later, Eriksen bulldozed his way into the endzone for his second touchdown of the day. A successful PAT made the score 21-0 with the Eagles on top, and just 1:12 remained in the first half. The Huskies decided to keep the ball on the ground for their drive, letting the clock run. At the half, EMU held a commanding 21-0 lead over Northern Illinois.

The Huskies began the second half with a bang, as Jordan Huff was able to elude multiple EMU defenders and rumble into the endzone from 60 yards out to put the Huskies on the board. A successful PAT made the score 21-7 with the Eagles still in front. Following the kickoff, Eastern was able to pick up a quick 15 yards after a NIU penalty on the first play of the drive. Like he had done in the first half, Eriksen nabbed another first down on back-to-back rushes. The team approached midfield, but was unable to get anything going and would then punt the ball away. Barnes' punt traveled 33 yards, and Northern would return their offense to the field at the 21.

The NIU ground attack continued, as the Huskies picked up 15 yards on two rushes for a first down. Facing third down, NIU was unable to connect on a short pass, forcing another punt. The punt took a favorable bounce for Northern, and the Eagles would begin their drive from the eight-yard line. EMU couldn't get any momentum on their drive, and would go three-and-out without picking up a first down. Putting out of his own end zone, Barnes booted a 46-yard punt, and a personal foul penalty on NIU would set the Huskies back 15 more yards, ultimately putting Northern at their own 34.

The EMU defense came out strong once again, notching a tackle-for-loss on the first play of the drive, and a near interception on the second. Third down saw NIU only move forward four yards, forcing another punt from the Huskies. Eastern began their drive at the 28, quickly converting on third down after a Roback keeper. Like Northern, EMU couldn't connect on their third down pass and would punt once again.

Northern would strike quickly once again, as the Huskies completed a short pass on second down, which turned into a 74-yard touchdown after a missed tackle. With 5:32 left in the third, EMU still held the lead, 21-14. On the ensuing drive, the Eagle offense could not find a rhythm once again, and Barnes would come on to punt. Northern kept their momentum going, however, rushing 57 yards into the endzone on their first play of the drive. However, the play was overturned, as the NIU ball carrier stepped out of bounds at the 18-yard line. The EMU defense responded well to the tough situation, holding the Huskies and forcing a fourth down field goal attempt. The attempt went through the uprights, and Eastern clung to a slim four-point lead, 21-17, with 2:36 to go in the quarter.

The Green and White got within one-yard of a first down, but were forced to punt it away once again. NIU moved the ball 13 yards in three plays, which ended the third quarter with the Eagles ahead 21-17. The final quarter opened with the Huskies moving to the EMU 27 following a 10-yard pass. On the next play, the Huskies rolled into the endzone after a 27-yard rush, giving the Huskies a 24-21 lead after the PAT.

Needing to respond on the offensive end, the Eagles came out and quickly moved 11 yards on two plays. From there, back-to-back carries by Eriksen gave Eastern another first down, moving the ball to the EMU 45. Roback then rocketed a pass down the field, which fell incomplete, but a pass interference penalty on the Huskies moved EMU across midfield to the 40. Redshirt sophomore **Blake Banham** then came into the game, rushing three times for 29 yards, putting EMU at the 11. A penalty against the Eagles put them in a hole, and Roback's next pass was intercepted, putting a stop to the Green and White's best drive of the second half.

Facing an early third and long, Eastern was unable to bring down the Northern QB, and he scrambled for 13 and a fresh set of downs. Following another first down, Eastern brought down the NIU ball carrier behind the line for a loss of four. The Huskies weren't able to convert on third down, and would attempt a 46-yard field goal, which hit the bottom upright, keeping the score at 24-21 in favor of Northern Illinois.

Taking over at their own 30, Eastern moved nine yards in two plays, bringing up third and short. Roback was able to sneak through the line, assisted by an offsides call against NIU, giving EMU a first down near midfield. Eriksen kept the drive moving, posting consecutive rushes of six to keep the chains moving. Banham then came in and picked up another first down as the clock continued to tick down near the 3:30 mark. The ground attack continued, as Roback kept the ball himself and ran for seven to the NIU 21. Facing third down, Roback ran the ball once again, picking up a first down at the 10 with less than two minutes to go. EMU moved the ball three yards on the next two plays, setting up a third down from the seven. Roback then attempted a fade pass, which fell incomplete, bringing up fourth down. The EMU field goal unit then came onto the field, and Fricano nailed it to tie the game at 24 with 43 seconds remaining.

A squib kick from senior **Brendan Renius** would give NIU the ball at the 25, and 42 ticks of the clock to work with. On the first play, the NIU QB kept the ball, rushing up the middle for 22 yards. The final play of the quarter was a long strike to the end zone, which fell short, but a penalty against NIU gave them another opportunity following the five-yard loss. NIU elected to just take a knee, bringing up overtime.

Overtime began with the Huskies on offense quickly securing a first down on a 13-yard pass. They then moved the ball eight yards on two rushes, bringing up third and short. Although EMU kept Northern out of the end zone, they did pick up enough for a first down from the one-yard line. Calhoun then came through, bringing down the runner for a loss of one. On the next play, NIU found the end zone, and the PAT made it 31-24.

Needing a touchdown to tie it up, the Green and White used the ground game to pick up eight on two rushes. Banham was then dropped for no gain, bringing up fourth and short to decide the game. Eastern was unable to punch it through, giving the Huskies the overtime victory, 31-24.

Game Day Statistics

NORTHERN ILLINOIS UNIVERSITY 31
EASTERN MICHIGAN UNIVERSITY 24
Nov. 16, 2016 - Rynearson Stadium - Attend: 15,603

SCORING	1	2	3	4	OT	F
Northern Illinois	0	0	17	7	7	31
Eastern Michigan	14	7	0	3	0	24

Scoring Summary:

FIRST QUARTER
12:26 EMU ERIKSEN, Ian 27 yd run (FRICANO, Paul kick)
01:56 EMU BAILEY, Sergio 13 yd pass from ROBACK, Brogan (FRICANO, Paul kick)
SECOND QUARTER
01:12 EMU ERIKSEN, Ian 1 yd run (FRICANO, Paul kick)
THIRD QUARTER
14:41 NIU HUFF, Jordan 60 yd run (HAGAN, Christia kick)
05:32 NIU TURNER, Aregero 74 yd pass from SANTACATERINA (HAGAN, Christia kick)
02:36 NIU HAGAN, Christia 33 yd field goal
FOURTH QUARTER
13:45 NIU HUFF, Jordan 27 yd run (HAGAN, Christia kick)
00:43 EMU FRICANO, Paul 24 yd field goal
OVERTIME
15:00 NIU HUFF, Jordan 2 yd run (HAGAN, Christia kick)

TEAM STATISTICS	NIU	EMU
FIRST DOWNS	20	32
RUSHES-YARDS (NET)	52-324	56-291
PASSING YDS (NET)	161	184
Passes Comp-Att-Int	29-45-1	29-35-1
TOTAL OFF. PLAYS-YARDS	11-25-1	17-38-2
Fumble Returns-Yards	0-0	0-0
Punt Returns-Yards	0-0	0-0
Kickoff Returns-Yards	4-83	5-77
Interception Returns-Yards	2-36	1-17
Punts (Number-Avg)	5-34.2	6-40.2
Fumbles-Lost	1-0	1-0
Penalties-Yards	9-95	7-68
Possession Time	26:02	33:58
Third-Down Conversions	10 of 20	9 of 18
Fourth-Down Conversions	0 of 0	0 of 1
Red-Zone Scores-Chances	2-3	3-5
Sacks By: Number-Yards	1-5	0-0

INDIVIDUAL STATISTICS

RUSHING: EMU: ERIKSEN, Ian 30-171-2; ROBACK, Brogan 12-65; BANHAM, Blake 13-56; PARKER, Willie 1-(-1); NIU: HUFF, Jordan 23-173-3; SANTACATERINA, D. 13-91; GOLLADAY, Kenny 3-40; BOUAGNON, Joel 4-24; GRAHAM, Ryan 5-3; TURNER, Aregero 2-1; TEAM 1-(-2); MISTER, Tommy 1-(-6);

PASSING: EMU: ROBACK, Brogan 17-38-2-184-1; NIU: SANTACATERINA, D. 5-15-1-103-1; GRAHAM, Ryan 6-10-0-58-0;

RECEIVING: EMU: ERIKSEN, Ian 4-48; HOLDER, Isaac 4-17; BAILEY, Sergio 3-40-1; PORTER, Antoine 3-19; DAUGHERTY, Eddie 2-35; BUSCHMAN, Dan 1-25; NIU: GOLLADAY, Kenny 4-36; TURNER, Aregero 3-84-1; BLAKE, Christia 2-18; WIMANN, Shane 1-17; HUFF, Jordan 1-6;

TACKLES: EMU LEADERS: RACHWAL, Kyle 4-7=11; CALHOUN, Vince 6-4=10; BECK, Jason 4-5=9; WILLIAMS, Derric 4-4=8; CALDERON, Ikie 3-3=6; HARRIS, Jeremiah 0-6=6;

EMU Completes 7-5 Regular Season with Last-Second Victory Over CMU

The Green and White scored with 21 seconds left to secure the victory

YPSILANTI, Mich. (EMUEagles.com) – The Eastern Michigan University football team capped off a historic regular season with a late come-from-behind victory over Central Michigan, today, Nov. 22, at Rynearson Stadium by a final tally of 26-21. With the victory, the Eagles (7-5, 4-4 MAC) finished a season with seven wins for the first time since 1989.

A number of notable accomplishments came with the game against the Chippewas (6-6, 3-5 MAC). To begin, redshirt freshman **Paul Fricano** broke the EMU record for successful PAT's in a season, picking up a pair today to bring his season total to 40. Additionally, the Green and White had 538 yards of offense, bringing their season total to 5,447, breaking the old record of 5,010 yards set in 2008. Finally, Head Coach **Chris Creighton** picked up his 10th win at EMU, becoming the 10th coach in program history to accomplish the feat.

On the offensive end, redshirt junior **Brogan Roback** had a strong day, throwing for 355 yards and a pair of touchdowns, one of them coming in the final 30 seconds of the game. Junior **Sergio Bailey II** was Roback's top target on the day, as he finished with six receptions for 104 yards and the critical late-game touchdown catch. Redshirt freshman **Dieuly Aristilde** had a strong day as well, totaling four catches for 92 yards and a score. On the ground, redshirt sophomore **Blake Banham** had a career day, totaling a career-high 120 yards on the ground with a touchdown, as well as 53 yards receiving.

The Eagle defense was paced once again by redshirt sophomore **Kyle Rachwal**, who totaled 13 tackles on the day. Redshirt senior **Pat O'Connor** tallied his eighth sack of the year in the first quarter, forcing a fumble in the process. The end of the game was sealed when redshirt sophomore **Jeremiah Harris** came up with the first interception of his career on the final play of the game.

The Eagles started the game on defense, as strong special teams play put the Chips at the 16-yard line to start the game. Central began the game with a short pass, which turned into a 35-yard gain after a missed EMU tackle. From there, the EMU defense clamped down, putting a stop to the drive after a big sack from O'Connor. After getting the ball back, the Green and White moved the ball to midfield after a strong rushing attack from Banham. Electing to go for it on fourth down, Banham found a gap in the line and carried the ball all the way to the endzone for a 50-yard touchdown, which was his second of the year. Following the PAT, Eastern opened an early 7-0 lead. With that PAT, Fricano became the all-time EMU leader in PAT's made in a season.

The defense came out strong again on the next drive, forcing a Central three-and-out. The punt was downed at the EMU 18-yard line, and the Eagles would come onto the field looking to repeat their first offensive drive. Facing an early third down, junior **Antoine Porter** caught a short pass and fought for 10-yards to move the Green and White to the 36. On second down, Roback rifled a pass down the sideline and junior **Johnnie Niupalau** was able to keep a foot in-bounds for a gain of 25, moving EMU into Chippewa territory. Eastern then took a shot at the endzone, but it was intercepted by CMU, who then returned it to the 19.

Central quickly picked up a first down, but then faced a third-and-long situation. A long pass over the middle looked to be complete, but junior **Juan Giraldo** was able to break it up, bringing the Central punting unit back on. With the offense back on the field, Roback found Aristilde for a first down, as he picked up 11-yards and moved the chains to the 37. Facing some pressure, Roback was then able to escape the pocket and rumble his way for a first down. The Maumee, Ohio native continued to utilize his legs, as he notched another fresh set of downs after a 15-yard gain. The first quarter then came to a close with Eastern leading 7-0.

The second quarter began with EMU receiving a 15-yard penalty, moving them back to the CMU 42. That proved to be no issue, however, as Roback heaved up a long pass to the endzone, and Aristilde caught it in stride for his second touchdown of the year. After another Fricano PAT, the Eagles extended their lead to 14-0.

The Chippewas returned the favor at the beginning of their next drive, picking up 43 yards on a long pass over the middle. CMU then elected to use the ground game, picking up five yards on two rushes. Facing third-and-five, Central moved back to the air attack and picked up a fresh set of downs, putting them at the EMU 19. Eastern's defense then forced the Chips into another third down, but Cooper Rush again completed a short pass for a first down. Central finally bulldozed their way into the endzone for a touchdown, and made the score 14-7 after the PAT.

Roback began the drive with back-to-back completions, moving the chains to the 39. Facing fourth down, Eastern elected to punt, but the Chips ran into the kicker, giving the Eagles a fresh set of downs. Eastern was then able to pick up nine, but had a penalty on the third down play, bringing up third-and-16. EMU was unable to convert, and the punt team came out to try and pin the Chips deep. Redshirt junior **Austin Barnes** did just that, as his punt was downed at the CMU 12.

After giving up a long drive last time around, the EMU defense held the Chippewas to a quick three-and-out, taking less than a minute off the clock. The Central punt traveled just 38 yards, and the Green and White would begin their drive with solid field position at the EMU 46. On the second play of the drive, redshirt freshman **Nigel Kilby** held onto a tough pass over the middle, giving the Eagles a first down across midfield. A penalty set Eastern back 15 yards, but Kilby responded with a 15-yard reception over the middle to put EMU back where they were to begin with. With just 45 seconds left on the clock, Eastern called a timeout facing third-and-four at the CMU 24. Unable to pick up the first down, the field goal unit came on to attempt a 41-yard kick. Fricano's kick went wide right, and the Eagles came up empty on the drive.

Central took over at their own 24 with 34 seconds to work with. After moving to the 28, a Chippewa receiver found a hole in the defense and picked up 35 yards to move to the EMU 37. A penalty against Central put the Chips back five yards, but also took six seconds off the clock. With just seven ticks remaining in the half, CMU utilized a timeout. Central elected to pick up a couple and attempt the long, 55-yard field goal. The kick had the distance, but was just wide, and the two teams went to the locker rooms with EMU ahead 14-7.

EMU received the ball to start the third quarter, beginning their drive from the 25. After being tackled behind the line on the first play, Roback completed back-to-back passes for gains of seven and 11, respectively, moving the chains to the 42. Roback then was sacked on the next series, setting up a third-and-20. Although he had plenty of time to throw, nobody could get open, and the pass fell incomplete. The EMU punt team came on, and Barnes booted a 43-yarder to pin the Chips at their own 25.

CMU began their drive on the ground with consecutive pickups of five. O'Connor narrowly missed a sack on the following play, after which the Chips

then picked up nine and crossed midfield. After bulldozing their way for a first down, Central then faced third-and-seven. Cooper Rush fired a pass over the middle, but Central's receiver was unable to hang on, forcing CMU to punt.

Beginning at their own nine, the Eagles quickly picked up 26 yards on a pass to Bailey II. Following a holding penalty that brought up second-and-18, Banham nabbed 10 on a pass from Roback. The next play was very similar, as Banham reeled in a 27-yarder down the sideline. The aerial assault continued with Bailey II catching a pass for 28 yards down the opposite sideline, setting up first-and-goal from the 10. The Green and White were unable to find the endzone, and Fricano came on to attempt a short 23-yarder. His kick sailed through the uprights, and the Eagles took a 10-point lead, 17-7, with 4:28 remaining in the third quarter.

The EMU defense came on strong again, forcing a quick three-and-out. Central's punt sailed 28 yards, and the Green and White would begin their drive near midfield at their own 47. After only picking up one on the first play of the drive, a nice cut from Banham gave him room to pick up 22, moving the chains to the CMU 30. The drive stalled there, however, and Fricano came on once again to attempt a 41-yard field goal. Like the previous drive, his kick was good, pushing the lead to 20-7 in favor of the Green and White.

The Chips concluded the third quarter with back-to-back gains of 16 and 13, respectively, putting them at the EMU 48 to begin the final quarter. A holding penalty against the Eagles gave the Chips 10 free yards, moving them to the 38. After a gain of 10, another EMU penalty tacked on five more yards. The drive kept moving from there, as CMU nabbed another fresh set of downs following a 10-yard rush. With the ball at the five and Central facing third-and-two, the Chippewas dove into the endzone on an outside rush for their second score of the game. With the PAT going through the uprights, Central cut the EMU lead to 20-14.

With a little trickery on the return, junior **Jaron Johnson** picked up 44 yards to begin their drive across midfield at the CMU 46. EMU couldn't move much further, however, and the squad punted the ball away to the 15. After an incomplete pass downfield, the Eagles broke up a short pass to bring up third-and-long. Central's pass attempt was just high, and the Chippewas would punt the ball away near their own endzone.

With 10:09 remaining in the game, Eastern got the ball back at midfield. Like the previous drive, the Eagles couldn't get anything going on the offensive end, and Barnes once again pinned the Chips deep at their own 14. Facing an early third down, Central was able to convert and move to the 34-yard line. Central continued using the pass, nabbing 14 yards down the sideline to get to midfield. The Green and White held the Chips on third-and-short, bringing up fourth-and-one. CMU decided to go for it, and broke through the line for 41 yards to tie the game at 20. With the successful PAT, the Chippewas had their first lead of the game, 21-20, with 2:34 left in the game.

With this likely being their last drive of the game, Eastern began from the 28, picking up five on a short pass to Banham. The next play saw Aristilde bring down a tough, acrobatic catch near the sideline for a gain of 30 to move the chains to the CMU 37. Eastern then advanced the ball five more yards on the next three plays, bringing up fourth-and-six from the Central 33-yard line. EMU called a timeout with 37 seconds left to decide what to do, ultimately bringing the offense back onto the field to try and pick up six more yards. Aristilde hung on to a tough pass over the middle to secure a first down for EMU as the clock continued to tick down.

On the very next play, Roback connected with Bailey II in the corner of the endzone for an incredibly clutch touchdown with 19 seconds left in the game. Being up five, Eastern went for two to try and make it a seven-point game. The two-point attempt fell incomplete, however, and the Eagles held onto a five-point lead, 26-21, with 21 seconds remaining.

After the kick, just 17 ticks of the clock remained for the Chips. Although Central gained 16 yards down the middle on a short pass, the play took 11 seconds off the clock. The game would end with a CMU pass attempt to the end zone being intercepted by Harris, securing the victory for EMU by a final tally of 26-21.

Game Day Statistics

CENTRAL MICHIGAN UNIVERSITY 21
EASTERN MICHIGAN UNIVERSITY 26
Nov. 22, 2016 - Rynearson Stadium - Attend: 19,147

SCORING	1	2	3	4	F
Central Michigan	0	7	0	14	21
Eastern Michigan	7	7	6	6	26

Scoring Summary:

FIRST QUARTER
09:56 EMU BANHAM, Blake 50 yd run (FRICANO, Paul kick)
SECOND QUARTER
14:39 EMU ARISTILDE, Dieuly 42 yd pass from ROBACK, Brogan (FRICANO, Paul kick)
09:08 CMU SPALDING, Devon 1 yd run (EAVEY, Brian kick)
THIRD QUARTER
04:28 EMU FRICANO, Paul 23 yd field goal
00:38 EMU FRICANO, Paul 41 yd field goal
FOURTH QUARTER
12:31 CMU SPALDING, Devon 5 yd run (EAVEY, Brian kick)
02:34 CMU SPALDING, Devon 41 yd run (EAVEY, Brian kick)
00:21 EMU BAILEY, Sergio 24 yd pass from ROBACK, Brogan (ROBACK, Brogan pass failed)

TEAM STATISTICS	CMU	EMU
FIRST DOWNS	19	23
RUSHES-YARDS (NET)	26-127	32-183
PASSING YDS (NET)	256	355
Passes Comp-Att-Int	21-35-1	26-37-1
TOTAL OFF. PLAYS-YARDS	61-383	69-538
Fumble Returns-Yards	0-0	0-0
Punt Returns-Yards	1-9	2-(-1)
Kickoff Returns-Yards	6-96	4-100
Interception Returns-Yards	1-17	1-8
Punts (Number-Avg)	7-37.3	4-32.2
Fumbles-Lost	4-0	1-0
Penalties-Yards	2-10	7-75
Possession Time	27:29	32:31
Third-Down Conversions	6 of 14	4 of 14
Fourth-Down Conversions	1 of 1	2 of 2
Red-Zone Scores-Chances	2-2	1-1
Sacks By: Number-Yards	1-8	1-7

INDIVIDUAL STATISTICS

RUSHING: EMU: BANHAM, Blake 18-120- 1 ; ROBACK, Brogan 11-48; TURNER, Breck 2-8; DAUGHERTY, Eddie 1-7; CMU: SPALDING, Devon 11-85-3; HAYES, Jahray 9-34; WARD, Jonathan 3-9; RUSH, Cooper 3-(-1);

PASSING: EMU: ROBACK, Brogan 26-37-1-355-2; CMU: RUSH, Cooper 21-35-1-256-0;

RECEIVING: EMU: BAILEY, Sergio 6-104-1; BANHAM, Blake 5-53; ARISTILDE, Dieuly 4-92-1; KILBY, Nigel 3-38; PORTER, Antoine 3-18; NIUPALAU, Johnnie 2-35 ; DAUGHERTY, Eddie 1-8; BUSCHMAN, Dan 1-7; BROWNING, Sam 1-0; CMU: WILLIS, Corey 7-125; SPALDING, Devon 4-31; CHILDRESS, B. 3-29; CONKLIN, Tyler 3-25; CHAPMAN, Mark 2-40; WARD, Jonathan 1-4; BACCI, Joe 1-2;

TACKLES: EMU LEADERS: RACHWAL, Kyle 3-10=13; BECK, Jason 3-5=8; HOYING, Brody 2-6=8; CALHOUN, Vince 3-3=6; MOODY, Justin 3-2=5;

INDIVIDUAL GAME HIGHS

Rushes	30	ERIKSEN, Ian vs Northern Illinois (Nov 16, 2016)
Yards Rushing	171	ERIKSEN, Ian vs Northern Illinois (Nov 16, 2016)
TD Rushes	2	ERIKSEN, Ian vs Mississippi Valley (Sep 02, 2016)
		VANN, Shaq vs Mississippi Valley (Sep 02, 2016)
		ERIKSEN, Ian at Ball State (Nov 08, 2016)
		ERIKSEN, Ian vs Northern Illinois (Nov 16, 2016)
Long Rush	58	VANN, Shaq vs Mississippi Valley (Sep 02, 2016)
Pass attempts	71	ROBACK, Brogan at Ball State (Nov 08, 2016)
Pass completions	37	ROBACK, Brogan at Ball State (Nov 08, 2016)
Yards Passing	468	ROBACK, Brogan at Ball State (Nov 08, 2016)
TD Passes	3	PORTER, Todd vs Mississippi Valley (Sep 02, 2016)
		ROBACK, Brogan at Bowling Green (Oct 01, 2016)
		ROBACK, Brogan at Ohio (Oct 15, 2016)
		ROBACK, Brogan at Ball State (Nov 08, 2016)
Long Pass	75	ROBACK, Brogan vs Miami (Oct 29, 2016)
Receptions	8	BAILEY, Sergio at Ohio (Oct 15, 2016)
Yards Receiving	193	ARISTILDE, Dieuly vs Miami (Oct 29, 2016)
TD Receptions	2	BUSCHMAN, Dan at Ball State (Nov 08, 2016)
Long Reception	75	ARISTILDE, Dieuly vs Miami (Oct 29, 2016)
Field Goals	3	FRICANO, Paul at Charlotte (Sep 17, 2016)
Long Field Goal	46	FRICANO, Paul vs Wyoming (Sep 23, 2016)
Punts	8	BARNES, Austin at Missouri (Sep 10, 2016)
		BARNES, Austin at Ball State (Nov 08, 2016)
Punting Avg	50.0	BARNES, Austin at Bowling Green (Oct 01, 2016)
Long Punt	61	BARNES, Austin vs Miami (Oct 29, 2016)
Punts inside 20	4	BARNES, Austin at Missouri (Sep 10, 2016)
		BARNES, Austin at Ball State (Nov 08, 2016)
Long Punt Return	14	BANHAM, Blake vs Miami (Oct 29, 2016)
Long Kickoff Return	69	BANHAM, Blake vs Mississippi Valley (Sep 02, 2016)
Tackles	13	RACHWAL, Kyle at Western Michigan (Oct 22, 2016)
		RACHWAL, Kyle vs Central Michigan (Nov 22, 2016)
Sacks	2.0	O'CONNOR, Pat vs Mississippi Valley (Sep 02, 2016)
Tackles For Loss	2.5	O'CONNOR, Pat vs Mississippi Valley (Sep 02, 2016)
		HARRIS, Jeremiah vs Mississippi Valley (Sep 02, 2016)
Interceptions	2	PICKETT, Jaylen at Charlotte (Sep 17, 2016)
		PACE, DaQuan at Ball State (Nov 08, 2016)

OPPONENT INDIVIDUAL GAME HIGHS

Rushes	29	HUNT, Kareem, vs Toledo (Oct 08, 2016)
Yards Rushing	173	HUFF, Jordan, vs Northern Illinois (Nov 16, 2016)
TD Rushes	3	HUFF, Jordan, vs Northern Illinois (Nov 16, 2016)
		SPALDING, Devon, vs Central Michigan (Nov 22, 2016)
Long Rush	60	HUFF, Jordan, vs Northern Illinois (Nov 16, 2016)
Pass attempts	50	NEAL, Riley, at Ball State (Nov 08, 2016)
Pass completions	30	NEAL, Riley, at Ball State (Nov 08, 2016)
Yards Passing	450	Lock, Drew, at Missouri (Sep 10, 2016)
TD Passes	5	Lock, Drew, at Missouri (Sep 10, 2016)
Long Pass	87	Lock, Drew, at Missouri (Sep 10, 2016)
Receptions	12	GENTRY, Tanner, vs Wyoming (Sep 23, 2016)
		MABON, KeVonn, at Ball State (Nov 08, 2016)
Yards Receiving	177	THOMPSON, C, at Western Michigan (Oct 22, 2016)
TD Receptions	2	THOMPSON, C, at Western Michigan (Oct 22, 2016)
		MABON, KeVonn, at Ball State (Nov 08, 2016)
Long Reception	87	Johnson, J, at Missouri (Sep 10, 2016)
Field Goals	2	MUSCARELLO, S., at Charlotte (Sep 17, 2016)
		ZERVOS, Louie, at Ohio (Oct 15, 2016)
Long Field Goal	47	ZERVOS, Louie, at Ohio (Oct 15, 2016)
Punts	9	SCHMIDT, Kyle, at Ball State (Nov 08, 2016)
Punting Avg	48.0	HART, Arthur, at Charlotte (Sep 17, 2016)
Long Punt	69	DAVIDSON, Joe, at Bowling Green (Oct 01, 2016)
Punts inside 20	4	WOOD, Ethan, vs Wyoming (Sep 23, 2016)
Long Punt Return	54	Johnson, J, at Missouri (Sep 10, 2016)
Long Kickoff Return	46	MABON, KeVonn, at Ball State (Nov 08, 2016)
Tackles	14	SPILLANE, R, at Western Michigan (Oct 22, 2016)
		SCHWAB, Alex, vs Northern Illinois (Nov 16, 2016)
Sacks	2.0	JONES, JT, vs Miami (Oct 29, 2016)
Tackles For Loss	3.0	JONES, JT, vs Miami (Oct 29, 2016)
Interceptions	2	EPPS, Marcus, vs Wyoming (Sep 23, 2016)

TEAM GAME HIGHS

Rushes	56	vs Northern Illinois (Nov 16, 2016)
Yards Rushing	291	vs Northern Illinois (Nov 16, 2016)
Yards Per Rush	6.4	vs Mississippi Valley (Sep 02, 2016)
TD Rushes	5	vs Mississippi Valley (Sep 02, 2016)
Pass attempts	72	at Ball State (Nov 08, 2016)
Pass completions	37	at Ball State (Nov 08, 2016)
Yards Passing	468	at Ball State (Nov 08, 2016)
Yards Per Pass	9.6	vs Central Michigan (Nov 22, 2016)
TD Passes	3	vs Mississippi Valley (Sep 02, 2016)
		at Bowling Green (Oct 01, 2016)
		at Ohio (Oct 15, 2016)
		at Ball State (Nov 08, 2016)
Total Plays	109	at Ball State (Nov 08, 2016)
Total Offense	622	at Ball State (Nov 08, 2016)
Yards Per Play	7.8	vs Central Michigan (Nov 22, 2016)
Points	61	vs Mississippi Valley (Sep 02, 2016)
Sacks By	4	vs Mississippi Valley (Sep 02, 2016)
First Downs	35	at Ball State (Nov 08, 2016)
Penalties	8	at Missouri (Sep 10, 2016)
Penalty Yards	90	at Charlotte (Sep 17, 2016)
Turnovers	4	vs Wyoming (Sep 23, 2016)
Interceptions By	2	at Charlotte (Sep 17, 2016)
		at Ball State (Nov 08, 2016)
Punts	8	at Missouri (Sep 10, 2016)
		at Ball State (Nov 08, 2016)
Punting Avg	50.0	at Bowling Green (Oct 01, 2016)
Long Punt	61	vs Miami (Oct 29, 2016)
Punts inside 20	4	at Missouri (Sep 10, 2016)
		at Ball State (Nov 08, 2016)
Long Punt Return	14	vs Miami (Oct 29, 2016)

OPPONENT TEAM GAME HIGHS

Rushes	52	vs Northern Illinois (Nov 16, 2016)
Yards Rushing	324	vs Northern Illinois (Nov 16, 2016)
Yards Per Rush	6.2	vs Northern Illinois (Nov 16, 2016)
TD Rushes	3	at Western Michigan (Oct 22, 2016)
		vs Miami (Oct 29, 2016)
		at Ball State (Nov 08, 2016)
		vs Northern Illinois (Nov 16, 2016)
		vs Central Michigan (Nov 22, 2016)
Pass attempts	51	at Ball State (Nov 08, 2016)
Pass completions	30	at Ball State (Nov 08, 2016)
Yards Passing	477	at Missouri (Sep 10, 2016)
Yards Per Pass	11.9	at Missouri (Sep 10, 2016)
TD Passes	5	at Missouri (Sep 10, 2016)
Total Plays	89	at Bowling Green (Oct 01, 2016)
Total Offense	647	at Missouri (Sep 10, 2016)
Yards Per Play	8.3	at Missouri (Sep 10, 2016)
Points	61	at Missouri (Sep 10, 2016)
Sacks By	5	vs Miami (Oct 29, 2016)
First Downs	30	at Missouri (Sep 10, 2016)
		vs Toledo (Oct 08, 2016)
Penalties	11	vs Mississippi Valley (Sep 02, 2016)
Penalty Yards	95	vs Northern Illinois (Nov 16, 2016)
Turnovers	5	at Ball State (Nov 08, 2016)
Interceptions By	4	vs Wyoming (Sep 23, 2016)
Punts	9	at Ball State (Nov 08, 2016)
Punting Avg	48.0	at Charlotte (Sep 17, 2016)
Long Punt	69	at Bowling Green (Oct 01, 2016)
Punts inside 20	4	vs Wyoming (Sep 23, 2016)
Long Punt Return	54	at Missouri (Sep 10, 2016)

FIELD POSITION

Eastern Michigan

Opponent	No. of Drives	Avg. Start	Inside 20	Past 50
MISSISSIPPI VALLEY	14	46	2	5
at Missouri	16	22	3	1
at Charlotte	11	31	4	1
WYOMING	15	26	5	1
at Bowling Green*	12	21	3	0
TOLEDO*	12	23	4	0
at Ohio*	12	37	2	2
at Western Michigan*	11	26	2	1
MIAMI*	11	23	2	0
at Ball State*	20	30	2	4
NORTHERN ILLINOIS*	14	23	7	1
CENTRAL MICHIGAN*	11	31	4	1
vs. Old Dominion				
TOTALS	**159**	**28**	**40**	**17**

*- does not include overtime drives

Opponents

Opponent	No. of Drives	Avg. Start	Inside 20	Past 50
MISSISSIPPI VALLEY	14	22	4	0
at Missouri	14	24	6	1
at Charlotte	12	29	2	0
WYOMING	13	27	2	1
at Bowling Green*	12	23	5	0
TOLEDO*	13	30	3	2
at Ohio*	12	22	4	0
at Western Michigan*	11	26	2	0
MIAMI*	12	21	4	0
at Ball State*	20	31	5	3
NORTHERN ILLINOIS*	14	33	1	1
CENTRAL MICHIGAN*	12	20	7	0
vs. Old Dominion				
TOTALS	**159**	**25**	**45**	**8**

*- does not include overtime drives

DRIVE STATISTICS

Eastern Michigan

Opponent	No.	3 & Out	Pct.	Score	Pct.	TD	Pct.
MISSISSIPPI VALLEY	14	3	21	9	64	8	57
at Missouri	16	7	44	3	19	3	19
at Charlotte	11	4	36	6	55	4	36
WYOMING	15	4	27	5	33	3	20
at Bowling Green*	12	3	25	4	33	4	33
TOLEDO*	12	4	33	4	33	2	17
at Ohio*	12	5	42	5	42	3	25
at Western Mich.*	11	0	0	5	45	4	36
MIAMI*	11	3	27	3	27	2	18
at Ball State*	20	8	40	8	40	6	20
NORTHERN ILL.*	14	3	21	4	29	3	21
CENTRAL MICH.*	11	2	18	5	45	3	27
vs. Old Dominion							
TOTALS	**159**	**46**	**29**	**61**	**38**	**45**	**28**

Opponents

Opponent	No.	3 & Out	Pct.	Score	Pct.	TD	Pct.
MISSISSIPPI VALLEY	14	8	57	2	14	2	14
at Missouri	14	2	14	7	50	7	50
at Charlotte	12	3	25	4	33	2	17
WYOMING	13	4	30	2	15	1	7
at Bowling Green*	12	1	8	4	33	3	25
TOLEDO*	13	2	15	5	38	5	38
at Ohio*	12	4	33	4	33	2	17
at Western Mich.*	11	2	18	7	64	6	55
MIAMI*	12	3	25	4	33	4	33
at Ball State*	20	7	35	6	20	6	20
NORTHERN ILL.*	14	3	21	5	36	4	29
CENTRAL MICH.*	12	4	33	3	25	3	25
vs. Old Dominion							
TOTALS	**159**	**43**	**27**	**53**	**33**	**45**	**28**

DRIVE SUPERLATIVES

Longest Drive	**Eastern Michigan**	**Opponents**
No. of Plays	16; twice (last vs. NIU) - field goal	14; four times (last vs. NIU) - missed field goal
By No. of Yards	91; vs. MVSU - touchdown	90; at Ohio - touchdown
By Time of Possession	6:41, at Ohio - field goal	6:19, vs. Miami - touchdown
Shortest Drive	**Eastern Michigan**	**Opponents**
By No. of Plays	1, 4 times (last 7 yds: 0:07) at BSU - fumble	1, four times (last vs. NIU) - touchdown
By No. of Yards	-7, at Ball State - fumble	-12, vs. MVSU - punt
By Time of Possession	0:06, vs. MVSU - touchdown	0:15, at Missouri - touchdown

Career Bests

PASSING

4 - Brogan Roback
Pass attempts: 71, at Ball State, Nov. 8, 2016
Pass completions: 37, at Ball State, Nov. 8, 2016
Pass yards: 468, at Ball State, Nov. 8, 2016
Pass TDs: 3, six times
Had intercepted: 3, at LSU, Oct. 3, 2015
Long pass: 64, at Wyoming, Sept. 12, 2015
Total offense attempts: 79, , at Ball State, Nov. 8, 2016 (8 rush, 71 pass)
Total offense yards: 509, at Ball State, Nov. 8, 2016 (41 rush, 468 pass)

8 - Todd Porter
Pass attempts: 43, at Missouri, Sept. 10, 2016
Pass completions: 24, at Charlotte, Sept. 17, 2016
Pass yards: 287, at Missouri, Sept. 10, 2016
Pass TDs: 3, vs. Mississippi Valley, Sept. 2, 2016
Had intercepted: 4, vs. Wyoming, Sept. 23, 2016
Long pass: 49, at Charlotte, Sept. 17, 2016
Total offense attempts: 58, at Missouri, Sept. 10, 2016 (13 rush, 45 pass)
Total offense yards: 333, , at Missouri, Sept. 10, 2016 (46 rush, 287 pass)

19 - James Pensyl
Pass attempts: 2, vs. Mississippi Valley, Sept. 2, 2016
Pass completions: 2, vs. Mississippi Valley, Sept. 2, 2016
Pass yards: 27, vs. Mississippi Valley, Sept. 2, 2016
Pass TDs: N/A
Had intercepted: N/A
Long pass: 16, vs. Mississippi Valley, Sept. 2, 2016
Total offense attempts: 2, vs. Mississippi Valley, Sept. 2, 2016 (0 rush, 2 pass)
Total offense yards: 27, vs. Mississippi Valley, Sept. 2, 2016 (0 rush, 27 pass)

RUSHING

4 - Brogan Roback
Rush attempts: 12, vs. NIU, Nov. 16, 2016
Rush yards: 65, vs. NIU, Nov. 16, 2016
Rush TDs: 1, four times
Long rush: 30, vs. Morgan State, Aug. 30, 2014

5 - Shaq Vann
Rush attempts: 20, vs. MVSU, Sept. 2, 2016
Rush yards: 156, vs. MVSU, Sept. 2, 2016
Rush TDs: 2, twice
Long rush: 74, at Wyoming, Sept. 12, 2015

8 - Todd Porter
Rush attempts: 13, at Missouri, Sept. 10, 2016
Rush yards: 61, vs. Wyoming, Sept. 23, 2016
Rush TDs: 1, at Missouri, Sept. 10, 2016
Long rush: 30, vs. Wyoming, Sept. 23, 2016

20 - Blake Banham
Rush attempts: 18, vs. Central Mich., Nov. 22, 2016
Rush yards: 120, vs. Central Mich., Nov. 22, 2016
Rush TDs: 1, twice
Long rush: 50, vs. Central Mich., Nov. 22, 2016

25 - Ian Eriksen
Rush attempts: 30, vs. NIU, Nov. 16, 2016
Rush yards: 171, vs. NIU, Nov. 16, 2016
Rush TDs: 2, three times
Long rush: 31, vs. MVSU, Sept. 2, 2016

26 - Willie Parker
Rush attempts: 7, at Western Michigan, Oct. 22, 2016
Rush yards: 21, at Western Michigan, Oct. 22, 2016
Rush TDs: 1, at Western Michigan, Oct. 22, 2016
Long rush: 7, at Western Michigan, Oct. 22, 2016

33 - Breck Turner
Rush attempts: 17, twice
Rush yards: 107, at Bowling Green, Oct. 1, 2016
Rush TDs: 1, four times
Long rush: 50, vs. Wyoming, Sept. 23, 2016

37 - Alec Hullibarger
Rush attempts: 3, vs. MVSU, Sept. 2, 2016
Rush yards: 16, vs. MVSU, Sept. 2, 2016
Long rush: 9, vs. MVSU, Sept. 2, 2016

RECEIVING

5 - Shaq Vann
Receptions 8, vs Army, Sept. 26, 2015
Receiving Yards 40, vs Akron, Oct.10, 2015
Receiving TDs 1, vs vs WMU, Oct. 29, 2015
Long Reception 33, at LSU, Oct. 3, 2015

11 - Isaac Holder
Receptions: 4, vs. NIU, Nov. 16, 2016
Receiving yards: 28, vs. Wyoming, Sept. 23, 2016
Receiving TDs 1, at Bowling Green, Oct. 1, 2016
Long reception: 17, vs. Wyoming, Sept. 23, 2016

15 - Dieuly Aristilde
Receptions: 7, vs. Miami, Oct. 29, 2016
Receiving yards: 193, vs. Miami, Oct. 29, 2016
Receiving TDs: 1, twice
Long reception: 75, vs. Miami, Oct. 29, 2016

20 - Blake Banham
Receptions: 5, vs. Central Mich., Nov. 22, 2016
Receiving yards: 53, vs. Central Mich., Nov. 22, 2016
Long reception: 27, vs. Central Mich., Nov. 22, 2016

21 - Antoine Porter
Receptions: 7, at Ohio, Oct. 15, 2016
Receiving yards: 85, at Western Michigan, Oct. 22, 2016
Receiving TDs 1, four times
Long reception: 38, at Bowling Green, Oct. 1, 2016

23 - Sergio Bailey
Receptions: 8, at Ohio, Oct. 15, 2016
Receiving yards: 143, at Ohio, Oct. 15, 2016
Receiving TDs 1, six times
Long reception: 57, at Ohio, Oct. 15, 2016

25 - Ian Eriksen
Receptions: 5, at Ball State, Nov. 8, 2016
Receiving yards: 71, at Ball State, Nov. 8, 2016
Long reception: 32, at Missouri, Sept. 10, 2016

26 - Willie Parker
Receptions: 5, at Western Michigan, Oct. 22, 2016
Receiving yards: 32, at Western Michigan, Oct. 22, 2016
Long reception: 10, at Western Michigan, Oct. 22, 2016

33 - Breck Turner
Receptions: 4, at Western Michigan, Oct. 22, 2016
Receiving yards: 31, at Western Michigan, Oct. 22, 2016
Long reception: 18, vs. Toledo, Oct. 8, 2016

40 - Eddie Daugherty
Receptions: 7, vs Akron, Oct.10, 2015
Receiving yards: 109, vs Army, Sept. 26, 2015
Receiving TDs 1, four times
Long reception: 64, at Wyoming, Sept. 12, 2015

45 - Lavonte Robinson
Receptions: 1, three times
Receiving yards: 9, at Western Michigan, Oct. 22, 2016
Receiving TDs 1, vs. MVSU, Sept. 2, 2016
Long reception: 9, at Western Michigan, Oct. 22, 2016

82 - Nigel Kilby
Receptions: 6, at Western Michigan, Oct. 22, 2016
Receiving yards: 92, at Bowling Green, Oct. 1, 2016
Receiving TDs 1, four times
Long reception: 64, at Bowling Green, Oct. 1, 2016

84 - Sam Browning
Receptions: 6, at LSU, Oct. 3, 2015
Receiving Yards: 87, at LSU, Oct. 3, 2015
Receiving TDs: 1, three times
Long Reception 48, vs Akron, Oct.10, 2015

85 - Dan Bushman
Receptions: 3, at Charlotte, Sept. 17, 2016
Receiving yards: 40, at Charlotte, Sept. 17, 2016
Receiving TDs: 2, at Ball State, Nov. 8, 2016
Long reception: 32, at Charlotte, Sept. 17, 2016

86 - Izaiah Fuller
Receptions: 2, vs. Old Dominion, Sept. 5, 2015
Receiving yards: 1, at Charlotte, Sept. 17, 2016
Long reception: 1, at Charlotte, Sept. 17, 2016

87 - Mathew Sexton
Receptions: 1, twice
Receiving yards: 40, vs. Wyoming, Sept. 23, 2016
Long reception: 40, vs. Wyoming, Sept. 23, 2016

89 - Johnnie Niupalau
Receptions: 5, at Ball State, Nov. 8, 2016
Receiving yards: 72, at Charlotte, Sept. 17, 2016
Receiving TDs: 1, three times
Long reception: 49, at Charlotte, Sept. 17, 2016

DEFENSE

1 - DaQuan Pace
Tackles: 10, at Michigan St., Sept. 20, 2014
Interception: 2, at Ball State, Nov. 8, 2016
TFL: 1.0, vs. Morgan St., Aug. 30, 2014

3 - Jason Beck
Tackles: 12, three times
TFL: 1.5, vs. NIU, Nov. 16, 2016
Interceptions: 1, twice

6 - Jaylen Pickett
Tackles: 6, at Charlotte, Sept. 17, 2016
Interception: 2, at Charlotte, Sept. 17, 2016
TFL: 1, at Miami, Nov. 7, 2015

7 - Ikie Calderon
Tackles 17, vs Ball State, Sept. 19, 2015
TFL: 1.0, twice
Sacks: 1.0, at BGSU, Oct. 1, 2016
Fumbles Recovered: 1, vs. Wyoming, Sept. 23, 2016

8 - Luke Maclean
Tackles: 9, vs Ball State, Sept. 19, 2015
TFL: 2, at CMU, Nov. 27, 2015
Sacks: 1, five times
Fumbles Recovered: 1, twice
QB Hurries: 3, vs Akron, Oct.10, 2015

9 - Ike Spearman
Tackles: 13, vs. WMU, Nov. 9, 2013
Interception: 1, twice
TFL: 1.5, at Rutgers, Sept. 14, 2013

10 - Vince Calhoun
Tackles: 10, vs. NIU, Nov. 16, 2016
TFL: 1, , vs. NIU, Nov. 16, 2016
Interceptions: 1, twice

12 - Jalen Phelps
Tackles: 6, vs. MVSU, Sept. 2, 2016

13 - Justin Moody
Tackles: 7, vs. MVSU, Sept. 2, 2016
TFL: 1.0, at BGSU, Oct. 1, 2016

14 - Ross Williams
Tackles: 3, at Missouri, Sept. 10, 2016
Interceptions: 1, at WMU, Oct. 22, 2016

18 -Austin Sanders
Tackles: 2, twice

22 - Anthony Brown
Tackles: 10, vs. UMass, Nov. 14, 2015
TFL: 2.0, vs Ball State, Sept. 19, 2015
Sacks: 1, vs Ball State, Sept. 19, 2015
Fumbles Forced 1, vs Army , Sept. 26, 2015
QB Hurries 1, vs. Old Dominion, Sept. 5, 2015
Interceptions: 1, at Miami, Nov. 7, 2015

23 - Kevin McGill
Tackles: 7, at Ohio, Oct. 15, 2016
Fumbles Recovered: 1, vs. Wyoming, Sept. 23, 2016

24 - Brody Hoying
Tackles: 8, vs. CMU, Nov. 22, 2016
Fumbles Forced: 1, at Missouri, Sept. 10, 2016

28 - Amos Houston
Tackles: 7, twice
TFL: 0.5, three times
Blocked Punt: 1, vs. CMU, Nov. 1, 2014

32 - Juan Giraldo
Tackles: 10, at Missouri, Sept. 10, 2016
Fumble Forced: 1, at WMU, Oct. 22, 2016

41 - Aaron Abbott
Tackles: 1, vs. MVSU, Sept. 2, 2016

42 - Derric Williams
Tackles: 9, twice
TFL: 1.5, twice
Fumbles Forced: . 1, vs. Wyoming, Sept. 23, 2016
Sacks: 2.0, at NIU, Oct. 24, 2015

48 - Lion King
Tackles: 1, vs. MVSU, Sept. 2, 2016

49 - Tyler Onda
Tackles: 3, twice
Fumbles Recovered: 1, at Toledo, Oct. 17, 2015

51 - Kyle Rachwal
Tackles 14, vs. UMass, Nov. 14, 2015
TFL: 3, at CMU, Nov. 27, 2015
Fumble Recovery 1, vs Ball State, Sept. 19, 2015
QB Hurries 1, vs. UMass, Nov. 14, 2015
Interceptions 1, twice

52 - Pat O'Connor
Tackles: 12, vs. Toledo, Nov. 28, 2014
TFL: 3.0, twice
QB Hurries 6, vs. Buffalo, Oct. 11 2014
Sacks: 2, three times

55 - Clay Holford
Tackles: 5, at Ball State, Nov. 8, 2016
TFL: 1.0, vs. NIU, Nov. 16, 2016

90 - Jeremiah Harris
Tackles: 10, twice
Tackles for loss: 2.5, vs. MVSU, Sept. 2, 2016
QB Hurries 3, vs. Old Dominion, Sept. 5, 2015
Sacks: 1.5, vs. MVSU, Sept. 2, 2016
Fumbles Forces 1, three times
Blocked Kick: 1, vs. Wyoming, Sept. 23, 2016
Interceptions: 1, vs. CMU, Nov. 22, 2016

92 - Maxx Crosby
Tackles: 7, vs. Wyoming, Sept. 23, 2016
TFL: 2.0, at Ohio, Oct. 15, 2016
Sacks: 1.0, at Ohio, Oct. 15, 2016
Fumbles Recovered 1, vs. MVSU, Sept. 2, 2016
QB Hurries 3, at Charlotte, Sept. 17, 2016

93 - Derrick Dunlap
Tackles: 6, vs Ball State, Sept. 19, 2015

95 - Oddie Granger
Tackles: 3, at BGSU, Oct. 1, 2016
TFL: 1, vs. Wyoming, Sept. 23, 2016

96 - Mike Brown
Tackles: 11, vs Army, Sept. 26, 2015
TFL: 1.0, three times
Sacks: 1, vs Buffalo Oct. 11, 2014
QB Hurries 1, vs WMU, Oct. 29, 2015

97 - Kwanii Figueroa
Tackles: 6, vs Army, Sept. 26, 2015
TFL: 1, vs. Old Dominion, Sept. 5, 2015

98 - Chris Hendricks
Tackles: 3, twice
Fumble Forced: 1, at Charlotte, Sept. 17, 2016
TFL: 0.5 vs. Wyoming, Sept. 23, 2016
Sacks: 0.5 vs. Wyoming, Sept. 23, 2016

99 -Dion Dawson
Tackles: 5, vs. Miami, Oct. 29, 2016

EMU Offensive Numbers Under Chris Creighton

RUSHING OFFENSE

Opponent (Year)	Yards
vs. Buffalo (2014)	337
vs. Morgan State (2014)	292
vs. Northern Illinois (2016)	291
vs. Mississippi Valley (2016)	281
vs. Northern Illinois (2014)	257
vs. Old Dominion (2015)	256
at Toledo (2015)	253
vs. Wyoming (2016)	239
vs. Western Michigan (2015)	226
at Bowling Green (2016)	212
vs. Army (2015)	193
vs. Central Michigan (2016)	183
at Wyoming (2015)	176
vs. Akron (2015)	161
at Northern Illinois (2015)	157
at Ball State (2016)	154
at Old Dominion (2014)	143
at Western Michigan (2016)	142
at Missouri (2016)	141
at Massachusetts (2014)	133
vs. Ball State (2015)	123
at Miami (2015)	103
vs. Toledo (2014)	96
at Akron (2014)	94
at Ball State (2014)	94
at LSU (2015)	94
at Central Michigan (2015)	93
at Ohio (2016)	88
at Western Michigan (2014)	87
at Florida (2014)	80
at Charlotte (2016)	72
vs. Toledo (2016)	65
vs. Massachusetts (2015)	59
vs. Miami (2016)	33
vs. Central Michigan (2014)	21
at Michigan State (2014)	20

PASSING OFFENSE

Opponent (Year)	Yards
at Ball State (2016)	468
at Ball State (2014)	409
vs. Central Michigan (2016)	355
at Ohio (2016)	347
at Wyoming (2015)	330
vs. Miami (2016)	328
at Western Michigan (2016)	319
at Missouri (2016)	287
at Charlotte (2016)	285
at Western Michigan (2014)	283
vs. Army (2015)	280
vs. Western Michigan (2015)	263
at Bowling Green (2016)	262
vs. Wyoming (2016)	261
vs. Massachusetts (2015)	256
vs. Toledo (2016)	255
vs. Akron (2015)	252
at Central Michigan (2015)	227
at Northern Illinois (2015)	219
at Toledo (2015)	205
vs. Mississippi Valley (2016)	198
vs. Ball State (2015)	196
vs. Old Dominion (2015)	188
at Akron (2014)	185
vs. Northern Illinois (2016)	184
at LSU (2015)	161
vs. Buffalo (2014)	147
at Massachusetts (2014)	147
vs. Northern Illinois (2014)	124
vs. Toledo (2014)	119
at Michigan State (2014)	115
vs. Morgan State (2014)	99
at Miami (2015)	89
vs. Central Michigan (2014)	76
at Old Dominion (2014)	72
at Florida (2014)	45

TOTAL OFFENSE

Opponent (Year)	Yards
at Ball State (2016)	622
vs. Central Michigan (2016)	538
at Wyoming (2015)	506
at Ball State (2014)	503
vs. Wyoming (2016)	500
vs. Western Michigan (2015)	489
vs. Buffalo (2014)	484
vs. Mississippi Valley (2016)	479
vs. Northern Illinois (2016)	475
at Bowling Green (2016)	474
vs. Army (2015)	473
at Western Michigan (2016)	461
at Toledo (2015)	458
vs. Old Dominion (2015)	444
at Ohio (2016)	435
at Missouri (2016)	428
vs. Akron (2015)	413
vs. Morgan State (2014)	391
vs. Northern Illinois (2014)	381
at Northern Illinois (2015)	376
at Western Michigan (2014)	370
vs. Miami (2016)	361
at Charlotte (2016)	357
at Central Michigan (2015)	320
vs. Ball State (2015)	319
vs. Toledo (2016)	317
vs. Massachusetts (2015)	315
at Massachusetts (2014)	280
at Akron (2014)	279
at LSU (2015)	255
at Old Dominion (2014)	215
vs. Toledo (2014)	215
at Miami (2015)	192
at Michigan State (2014)	135
at Florida (2014)	125
vs. Central Michigan (2014)	97

EMU Defensive Numbers Under Chris Creighton

RUSHING DEFENSE

Opponent (Year)	Yards
vs. Mississippi Valley (2016)	23
vs. Wyoming (2016)	79
at Ohio (2016)	124
vs. Central Michigan (2016)	127
at Western Michigan (2014)	137
at Ball State (2016)	149
vs. Buffalo (2014)	154
at Charlotte (2016)	157
at Western Michigan (2016)	163
at Missouri (2016)	170
vs. Toledo (2014)	173
at Central Michigan (2015)	175
at Old Dominion (2014)	180
vs. Morgan State (2014)	194
at Akron (2014)	197
at Bowling Green (2016)	206
vs. Toledo (2016)	220
at Ball State (2014)	223
at Massachusetts (2014)	225
vs. Old Dominion (2015)	229
vs. Miami (2016)	230
at Toledo (2015)	238
at Florida (2014)	259
vs. Ball State (2015)	278
vs. Central Michigan (2014)	278
vs. Akron (2015)	278
vs. Western Michigan (2015)	279
at Miami (2015)	291
at Northern Illinois (2015)	323
vs. Northern Illinois (2016)	324
vs. Massachusetts (2015)	330
vs. Northern Illinois (2014)	332
at Michigan State (2014)	336
at LSU (2015)	391
at Wyoming (2015)	430
vs. Army (2015)	556

PASSING DEFENSE

Opponent (Year)	Yards
at Wyoming (2015)	32
vs. Northern Illinois (2014)	54
at LSU (2015)	80
vs. Army (2015)	98
vs. Massachusetts (2015)	109
at Miami (2015)	150
at Michigan State (2014)	160
vs. Northern Illinois (2016)	161
vs. Miami (2016)	175
vs. Mississippi Valley (2016)	178
vs. Old Dominion (2015)	184
at Old Dominion (2014)	187
vs. Ball State (2015)	194
at Charlotte (2016)	199
at Ball State (2014)	217
vs. Akron (2015)	222
vs. Central Michigan (2014)	223
vs. Wyoming (2016)	234
vs. Toledo (2016)	247
at Bowling Green (2016)	250
vs. Central Michigan (2016)	256
at Northern Illinois (2015)	267
vs. Morgan State (2014)	285
at Ohio (2016)	291
vs. Western Michigan (2015)	316
at Massachusetts (2014)	337
vs. Toledo (2014)	341
at Akron (2014)	355
at Western Michigan (2014)	360
at Toledo (2015)	373
vs. Buffalo (2014)	383
at Ball State (2016)	393
at Florida (2014)	396
at Western Michigan (2016)	398
at Central Michigan (2015)	408
at Missouri (2016)	477

TOTAL DEFENSE

Opponent (Year)	Yards
vs. Mississippi Valley (2016)	201
vs. Wyoming (2016)	313
at Charlotte (2016)	356
at Old Dominion (2014)	367
vs. Central Michigan (2016)	383
vs. Northern Illinois (2014)	386
vs. Miami (2016)	405
vs. Old Dominion (2015)	413
at Ohio (2016)	415
vs. Massachusetts (2015)	439
at Ball State (2014)	440
at Miami (2015)	441
at Bowling Green (2016)	456
at Wyoming (2015)	462
vs. Toledo (2016)	467
at LSU (2015)	471
vs. Ball State (2015)	472
vs. Morgan State (2014)	479
vs. Northern Illinois (2016)	485
at Michigan State (2014)	496
at Western Michigan (2014)	497
vs. Akron (2015)	500
vs. Central Michigan (2014)	501
vs. Toledo (2014)	513
vs. Buffalo (2014)	537
at Ball State (2016)	542
at Akron (2014)	552
at Western Michigan (2016)	561
at Massachusetts (2014)	562
at Central Michigan (2015)	583
at Northern Illinois (2015)	590
vs. Western Michigan (2015)	595
at Toledo (2015)	611
at Missouri (2016)	647
vs. Army (2015)	654
at Florida (2014)	655

NCAA Rankings - Team

Statistic	National Rank	Conference Rank	Value	National Leader	Value	Conference Leader	Value
3rd Down Conversion Pct (128 ranked)	29	4	0.448	Navy	0.545	Western Mich.	0.542
3rd Down Conversion Pct Defense (128 ranked)	86	8	0.417	Michigan	0.209	Toledo	0.339
4th Down Conversion Pct (128 ranked)	10	2	0.667	South Fla.	0.938	Western Mich.	0.867
4th Down Conversion Pct Defense (128 ranked)	126	12	0.733	Alabama	0.190	Ball St.	0.235
Blocked Kicks (71 ranked)	41	2	2	Texas St.	8	Central Mich.	5
Blocked Kicks Allowed (128 ranked)	1	1	0	30 teams tied	0	Eastern Mich.	0
Blocked Punts (21 ranked)				Michigan	4	Central Mich.	2
Blocked Punts Allowed (128 ranked)	1	1	0	72 teams tied	0	8 teams tied	0
Completion Percentage (128 ranked)	45	5	0.600	Washington St.	0.713	Western Mich.	0.706
Defensive TDs (37 ranked)				Alabama	10	Western Mich. Central Mich.	4 4
Fewest Penalties (128 ranked)	60	7	73	Navy	33	Ball St.	48
Fewest Penalties Per Game (128 ranked)	61	8	6.08	Navy	2.54	Ball St.	4.00
Fewest Penalty Yards (128 ranked)	98	9	726	Navy	271	Ball St.	426
Fewest Penalty Yards Per Game (128 ranked)	99	9	60.50	Navy	20.85	Ball St.	35.50
First Downs Defense (128 ranked)	115	10	291	Army West Point	169	Central Mich.	225
First Downs Offense (128 ranked)	41	6	275	Texas Tech	360	Western Mich.	335
Fumbles Lost (128 ranked)	27	5	6	Iowa Nevada	2 2	Northern Ill. Western Mich.	4 4
Fumbles Recovered (128 ranked)	5	1	13	Minnesota	16	Eastern Mich.	13
Kickoff Return Defense (128 ranked)	36	4	19.12	Bowling Green	15.05	Bowling Green	15.05
Kickoff Returns (128 ranked)	76	5	20.23	Pittsburgh	29.03	Northern Ill.	22.98
Net Punting (128 ranked)	13	2	40.48	Utah	44.90	Bowling Green	43.07
Passes Had Intercepted (127 ranked)	118	11	16	Western Mich.	3	Western Mich.	3
Passes Intercepted (128 ranked)	63	7	10	San Diego St.	22	Western Mich.	15
Passing Offense (128 ranked)	17	2	295.8	Texas Tech	463.0	Toledo	329.1
Passing Yards Allowed (128 ranked)	113	10	271.6	Michigan	135.9	Buffalo	181.5
Passing Yards per Completion (128 ranked)	59	6	12.54	Air Force	25.33	Toledo	14.47
Punt Return Defense (128 ranked)	55	7	7.19	North Carolina	0.75	Northern Ill.	3.88
Punt Returns (128 ranked)	119	11	3.38	Texas A&M	28.58	Akron	17.53
Red Zone Defense (128 ranked)	58	4	0.833	Vanderbilt	0.659	Northern Ill.	0.755
Red Zone Offense (128 ranked)	19	3	0.904	Florida St.	0.963	Western Mich.	0.954
Rushing Defense (128 ranked)	58	6	164.3	Alabama	63.4	Ohio	105.8
Rushing Offense (128 ranked)	84	8	158.2	New Mexico	360.9	Northern Ill.	239.8
Sacks Allowed (128 ranked)	13	4	1.08	Troy	0.58	Northern Ill.	0.67
Scoring Defense (128 ranked)	80	8	30.3	Alabama	11.8	Western Mich.	19.5
Scoring Offense (128 ranked)	58	4	30.4	Louisville	45.3	Western Mich.	43.5
Tackles for Loss Allowed (128 ranked)	2	1	3.33	Missouri	2.92	Eastern Mich.	3.33
Team Passing Efficiency (128 ranked)	63	6	132.42	Oklahoma	194.86	Toledo	184.36
Team Passing Efficiency Defense (128 ranked)	80	7	134.77	Ohio St.	91.43	Kent St.	116.18
Team Sacks (128 ranked)	97	8	1.67	Florida St.	3.92	Ohio	3.31
Team Tackles for Loss (128 ranked)	111	11	4.6	Michigan	9.6	Ohio	7.5
Time of Possession (128 ranked)	54	7	30:39	Wisconsin	35:20	Western Mich.	34:21
Total Defense (128 ranked)	87	8	435.9	Alabama	247.8	Western Mich.	353.0
Total Offense (128 ranked)	35	4	453.9	Texas Tech	564.5	Toledo	529.8
Turnover Margin (128 ranked)	57	5	0.08	Washington	1.62	Western Mich.	1.46
Turnovers Gained (127 ranked)	29	4	23	Washington	33	Western Mich.	26
Turnovers Lost (128 ranked)	97	9	22	Western Mich.	7	Western Mich.	7

NCAA Rankings - Individual

Statistic	Player	National Rank	Conference Rank	Value	National Leader	Value	Conference Leader	Value
All Purpose (199 ranked)	Ian Eriksen	125	15	98.40	Christian McCaffrey, Stanford	211.55	Kareem Hunt, Toledo	144.33
Blocked Kicks (4 ranked)	Jeremiah Harris	4	1	2	Trey Hendrickson, Fla. Atlantic Vincent Taylor, Oklahoma St.	4 4	Winslow Chapman, Central Mich. Jeremiah Harris, Eastern Mich.	2 2
Combined Kick Returns (200 ranked)					Sean Riley, Syracuse	1,125	Darius Phillips, Western Mich.	1,040
Completion Percentage (112 ranked)	Brogan Roback	65	5	0.592	Baker Mayfield, Oklahoma	0.712	Zach Terrell, Western Mich.	0.708
Completions Per Game (100 ranked)	Brogan Roback	20	3	21.44	Luke Falk, Washington St.	34.42	Logan Woodside, Toledo	22.58
Field Goal Percentage (108 ranked)	Paul Fricano	49	5	0.773	Gary Wunderlich, Ole Miss	0.957	Louie Zervos, Ohio	0.839
Field Goals Per Game (128 ranked)	Paul Fricano	25	2	1.42	Daniel Carlson, Auburn Austin Rehkow, Idaho	2.17 2.17	Louie Zervos, Ohio	2.00
Forced Fumbles (28 ranked)	Pat O'Connor Jeremiah Harris	4 28	1 3	0.42 0.25	Harold Landry, Boston College	0.58	Pat O'Connor, Eastern Mich.	0.42
Fumbles Recovered (27 ranked)	Jeremiah Harris	6	2	3	Keishawn Bierria, Washington	5	Elcee Refuge, Kent St.	4
Interceptions Per Game (150 ranked)	Daquan Pace	79	8	0.3	Rasul Douglas, West Virginia Tarvarus McFadden, Florida St.	0.7 0.7	Amari Coleman, Central Mich. Heath Harding, Miami (OH) De'Andre Montgomery, Miami (OH)	0.3 0.3 0.3
Kickoff Return TDs (8 ranked)					Quadree Henderson, Pittsburgh	3	Aregeros Turner, Northern Ill. Darius Phillips, Western Mich.	1 1
Kickoff Returns (114 ranked)					Kylen Towner, Western Ky.	40.8	Aregeros Turner, Northern Ill.	25.8
Passes Defended (36 ranked)					Tedric Thompson, Colorado Ahkello Witherspoon, Colorado	1.7 1.7	Amari Coleman, Central Mich.	1.6
Passing Efficiency (111 ranked)	Brogan Roback	62	4	133.4	Baker Mayfield, Oklahoma	197.8	Logan Woodside, Toledo	183.9
Passing TDs (159 ranked)	Brogan Roback Todd Porter	56 132	5 15	16 7	Logan Woodside, Toledo	43	Logan Woodside, Toledo	43
Passing Yards (130 ranked)	Brogan Roback	61	5	2,394	Patrick Mahomes, Texas Tech	5,052	Logan Woodside, Toledo	3,882
Passing Yards Per Game (130 ranked)	Brogan Roback	25	3	266.0	Patrick Mahomes, Texas Tech	421.0	Logan Woodside, Toledo	323.5
Passing Yards per Completion (112 ranked)	Brogan Roback	58	5	12.40	Trace McSorley, Penn St.	16.31	Logan Woodside, Toledo	14.32
Points Responsible For (199 ranked)	Brogan Roback Paul Fricano	92 152	7 13	110 91	Patrick Mahomes, Texas Tech	318	Logan Woodside, Toledo	262
Points Responsible For Per Game (195 ranked)	Brogan Roback Paul Fricano	48 172	3 15	12.2 7.6	Patrick Mahomes, Texas Tech	26.5	Logan Woodside, Toledo	21.8
Punt Return TDs (7 ranked)					Christian Kirk, Texas A&M	3	Jojo Natson, Akron	2
Punt Returns (62 ranked)					Brisly Estime, Syracuse	17.7	Jojo Natson, Akron	16.3
Punting (116 ranked)	Austin Barnes	22	2	43.7	Johnny Townsend, Florida	48.1	Joe Davidson, Bowling Green	45.8
Receiving TDs (172 ranked)	Sergio Bailey II Nigel Kilby Antoine Porter	88 172 172	9 20 20	6 4 4	Corey Davis, Western Mich.	18	Corey Davis, Western Mich.	18
Receiving Yards (199 ranked)	Sergio Bailey II	73	10	799	Zay Jones, East Carolina	1,746	Corey Davis, Western Mich.	1,427
Receiving Yards Per Game (200 ranked)	Sergio Bailey II	77	10	66.6	Zay Jones, East Carolina	145.5	Corey Davis, Western Mich.	109.8
Receptions Per Game (194 ranked)	Sergio Bailey II Antoine Porter	87 156	13 16	4.6 3.7	Zay Jones, East Carolina	13.2	Kenny Golladay, Northern Ill.	7.3
Rush Yards Per Carry (183 ranked)	Ian Eriksen	142	13	4.23	Teriyon Gipson, New Mexico	9.23	Kareem Hunt, Toledo	5.65
Rushing TDs (187 ranked)	Ian Eriksen	76	4	9	Will Worth, Navy	25	Jarvion Franklin, Western Mich. James Gilbert, Ball St.	12 12
Rushing Yards (200 ranked)	Ian Eriksen	120	10	741	D'Onta Foreman, Texas	2,028	Kareem Hunt, Toledo	1,355
Rushing Yards Per Game (200 ranked)	Ian Eriksen	87	8	74.1	D'Onta Foreman, Texas	184.4	Kareem Hunt, Toledo	112.9
Sacks (71 ranked)	Pat O'Connor	38	4	0.67	Harold Landry, Boston College Demarcus Walker, Florida St.	1.25 1.25	Tarell Basham, Ohio	0.88
Scoring (199 ranked)	Paul Fricano Ian Eriksen	73 193	6 15	7.6 5.4	Jeremy McNichols, Boise St.	13.5	Butch Hampton, Western Mich.	9.5
Solo Tackles (45 ranked)					Nate Holley, Kent St.	8.9	Nate Holley, Kent St.	8.9
Tackles For Loss (31 ranked)					Ejuan Price, Pittsburgh Bradley Chubb, North Carolina St.	1.8 1.8	Keion Adams, Western Mich.	1.3
Total Interceptions (62 ranked)	Daquan Pace	62	5	3	Rasul Douglas, West Virginia Tarvarus McFadden, Florida St.	8 8	4 players tied	4
Total Offense (200 ranked)	Brogan Roback	24	2	287.7	Patrick Mahomes, Texas Tech	442.7	Logan Woodside, Toledo	320.3
Total Points Scored (134 ranked)	Paul Fricano	62	5	91	Jeremy McNichols, Boise St.	162	Butch Hampton, Western Mich.	124
Total Tackles (148 ranked)	Jason Beck Kyle Rachwal	72 85	8 11	8.2 8.0	Rodney Butler, New Mexico St.	13.8	Nate Holley, Kent St.	12.3

2016 Eastern Michigan Football

Eastern Michigan Combined Team Statistics (as of Nov 23, 2016)

All games

	Date	Opponent		Score	Att.
	Sep 02, 2016	MISSISSIPPI VALLEY	W	61-14	16409
	Sep 10, 2016	at Missouri	L	21-61	51192
	Sep 17, 2016	at Charlotte	W	37-19	15080
	Sep 23, 2016	WYOMING	W	27-24	17012
*	Oct 01, 2016	at Bowling Green	W	28-25	19382
*	Oct 08, 2016	TOLEDO	L	20-35	21412
*	Oct 15, 2016	at Ohio	W	27-20	23566
*	Oct 22, 2016	at #20 Western Michigan	L	31-45	23721
*	Oct 29, 2016	MIAMI	L	15-28	16481
*	Nov 08, 2016	at Ball State	W	48-41	4442
*	Nov 16, 2016	NORTHERN ILLINOIS	L	24-31	15603
*	Nov 22, 2016	CENTRAL MICHIGAN	W	26-21	19147

* - Mid-American Conference game

Record:	Overall	Home	Away	Neutral
All games	7-5	3-3	4-2	0-0
Conference	4-4	1-3	3-1	0-0
Non-Conference	3-1	2-0	1-1	0-0

Team Statistics	EMU	OPP
FIRST DOWNS	275	291
Rushing	107	111
Passing	151	152
Penalty	17	28
RUSHING YARDAGE	1898	1972
Rushing Attempts	442	463
Average Per Rush	4.3	4.3
Average Per Game	158.2	164.3
TDs Rushing	21	23
PASSING YARDAGE	3549	3259
Comp-Att-Int	283-472-16	268-441-10
Average Per Pass	7.5	7.4
Average Per Catch	12.5	12.2
Average Per Game	295.8	271.6
TDs Passing	23	22
TOTAL OFFENSE	5447	5231
Average Per Play	6.0	5.8
Average Per Game	453.9	435.9
KICK RETURNS: #-Yards	44-890	52-994
PUNT RETURNS: #-Yards	8-27	16-115
INT RETURNS: #-Yards	10-128	16-239
FUMBLES-LOST	13-6	29-13
PENALTIES-Yards	73-726	68-639
PUNTS-AVG	60-43.7	65-39.1
TIME OF POSSESSION/Game	30:39	29:21
3RD-DOWN Conversions	82/183	70/168
4TH-DOWN Conversions	8/12	11/15

Rushing	gp-gs	att	gain	loss	net	avg	td	lg	avg/g
ERIKSEN, Ian	10-7	175	765	24	741	4.2	9	31	74.1
TURNER, Breck	9-1	69	382	13	369	5.3	4	50	41.0
BANHAM, Blake	8-1	48	234	3	231	4.8	2	50	28.9
ROBACK, Brogan	9-7	57	272	77	195	3.4	2	21	21.7
PORTER, Todd	5-5	41	196	23	173	4.2	1	30	34.6
VANN, Shaq	2-2	21	170	4	166	7.9	2	58	83.0
BAILEY, Sergio	12-11	3	22	0	22	7.3	0	10	1.8
HULLIBARGER, Alec	12-0	3	16	0	16	5.3	0	9	1.3
PARKER, Willie	5-0	10	21	9	12	1.2	1	7	2.4
SEXTON, Mathew	7-0	1	9	0	9	9.0	0	9	1.3
DAUGHERTY, Eddie	12-6	1	7	0	7	7.0	0	7	0.6
Total	12	442	2094	196	1898	4.3	21	58	158.2
Opponents	12	463	2212	240	1972	4.3	23	60	164.3

Passing	gp-gs	effic	comp-att-int	pct	yds	td	lg	avg/g
ROBACK, Brogan	9-7	133.40	193-326-6	59.2	2394	16	75	266.0
PORTER, Todd	5-5	127.80	87-142-9	61.3	1064	7	49	212.8
HOLDER, Isaac	12-1	218.80	1-2-1	50.0	64	0	64	5.3
PENSYL, James	1-0	213.40	2-2-0	100.0	27	0	16	27.0
Total	12	132.42	283-472-16	60.0	3549	23	75	295.8
Opponents	12	134.77	268-441-10	60.8	3259	22	87	271.6

Receiving	gp-gs	no.	yds	avg	td	lg	avg/g
BAILEY, Sergio	12-11	55	799	14.5	6	57	66.6
PORTER, Antoine	12-3	44	491	11.2	4	38	40.9
KILBY, Nigel	12-1	34	437	12.9	4	64	36.4
DAUGHERTY, Eddie	12-6	25	217	8.7	0	24	18.1
NIUPALAU, Johnnie	12-10	24	328	13.7	3	49	27.3
ERIKSEN, Ian	10-7	21	243	11.6	0	32	24.3
ARISTILDE, Dieuly	5-0	18	412	22.9	2	75	82.4
HOLDER, Isaac	12-1	16	123	7.7	1	17	10.2
BROWNING, Sam	8-2	11	99	9.0	0	23	12.4
BUSCHMAN, Dan	12-12	10	166	16.6	2	32	13.8
TURNER, Breck	9-1	7	61	8.7	0	18	6.8
BANHAM, Blake	8-1	5	53	10.6	0	27	6.6
PARKER, Willie	5-0	5	32	6.4	0	10	6.4
SEXTON, Mathew	7-0	3	51	17.0	0	40	7.3
FULLER, Izaiah	11-1	2	19	9.5	0	18	1.7
Total	12	283	3549	12.5	23	75	295.8
Opponents	12	268	3259	12.2	22	87	271.6

Field Goals	fg	pct.	01-19	20-29	30-39	40-49	50-99	lg	blk
FRICANO, Paul	17-22	77.3	0-0	6-6	7-8	4-8	0-0	46	0

			PAT						
Scoring	td	fg	kick	rush	rcv	pass	dxp	saf	pts
FRICANO, Paul	-	17-22	40-41	-	-	-	-	-	91
ERIKSEN, Ian	9	-	-	-	-	-	-	-	54
BAILEY, Sergio	6	-	-	-	1	-	-	-	38
PORTER, Antoine	4	-	-	-	-	-	-	-	24
TURNER, Breck	4	-	-	-	-	-	-	-	24
KILBY, Nigel	4	-	-	-	-	-	-	-	24
NIUPALAU, Johnnie	3	-	-	-	-	-	-	-	18
BANHAM, Blake	2	-	-	-	-	-	-	-	12
BUSCHMAN, Dan	2	-	-	-	-	-	-	-	12
ARISTILDE, Dieuly	2	-	-	-	-	-	-	-	12
VANN, Shaq	2	-	-	-	-	-	-	-	12
ROBACK, Brogan	2	-	-	-	-	1-3	-	-	12
PARKER, Willie	1	-	-	-	-	-	-	-	6
PORTER, Todd	1	-	-	-	-	-	-	-	6
PICKETT, Jaylen	1	-	-	-	-	-	-	-	6
Total	45	17-22	40-41	-	1	1-4	-	1	365

Interceptions	no.	yds	avg	td	lg
PACE, DaQuan	3	50	16.7	0	35
CALHOUN, Vince	2	-2	-1.0	0	0
PICKETT, Jaylen	2	57	28.5	1	36
RACHWAL, Kyle	1	17	17.0	0	17
WILLIAMS, Ross	1	-2	-2.0	0	0
HARRIS, Jeremiah	1	8	8.0	0	8

Punting	no.	yds	avg	lg	tb	fc	i20	50+	blk
BARNES, Austin	60	2624	43.7	61	4	20	27	18	0

Punt Returns	no.	yds	avg	td	lg
BANHAM, Blake	5	27	5.4	0	14
HOLDER, Isaac	2	-1	-0.5	0	0
DAUGHERTY, Eddie	1	1	1.0	0	1
Total	8	27	3.4	0	14
Opponents	16	115	7.2	1	54

Kick Returns	no.	yds	avg	td	lg
JOHNSON, Jaron	19	351	18.5	0	44
BANHAM, Blake	9	270	30.0	0	69
MOODY, Justin	4	71	17.8	0	27
HOLDER, Isaac	4	61	15.2	0	20
SANDERS, Austin	3	78	26.0	0	51
SEXTON, Mathew	3	41	13.7	0	21
TURNER, Breck	2	18	9.0	0	16
Total	44	890	20.2	0	69
Opponents	52	994	19.1	0	46

All Purpose	g	rush	rcv	pr	kr	ir	total	avg/g
ERIKSEN, Ian	10	741	243	0	0	0	984	98.4
BAILEY, Sergio	12	22	799	0	0	0	821	68.4
BANHAM, Blake	8	231	53	27	270	0	581	72.6
PORTER, Antoin	12	0	491	0	0	0	491	40.9
TURNER, Breck	9	369	61	0	18	0	448	49.8
Total	12	1898	3549	27	890	128	6492	541.0
Opponents	12	1972	3259	115	994	239	6579	548.2

Total Offense	g	plays	rush	pass	total	avg/g
ROBACK, Brogan	9	383	195	2394	2589	287.7
PORTER, Todd	5	183	173	1064	1237	247.4
ERIKSEN, Ian	10	175	741	0	741	74.1
TURNER, Breck	9	69	369	0	369	41.0
BANHAM, Blake	8	48	231	0	231	28.9

1987 California Bowl Victory

The 1892 then-Michigan Normal football squad, led by Coach Deane W. Kelly

1891
Record: 0-2
Coach: James M. Swift
Captain: Unknown

10-21	ANN ARBOR H.S.	L,	4-34
	at Michigan Lit	L,	0-30

1892
Record: 2-1
Coach: Deane W. Kelly
Captain: George L. Wilson

10-15	at Ann Arbor H.S.	L,	0-16
10-29	at Michigan Jr. Laws	W,	6-4
11-2	ALBION	W,	30-10

1893
Record: 4-2
Coach: Ernest P. Goodrich
Captain: J.M. Swift

	LIT. STUDENTS '96	W,	16-8
	at Hillsdale	L,	0-28
	at Detroit H.S	W,	14-10
	at Ann Arbor H.S.	W,	42-12
	at St. Mary's	L,	22-30
	at Fort Wayne	W,	22-6

1894
Record: 5-2; 0-1 MIAA
Coach: Verne S. Bennett
Captain: Charles D. Livingston

9-29	ANN ARBOR H.S.	W,	18-0
10-6	at Olivet &	L,	0-48
10-13	MICHIGAN RESERVES	W,	18-4
10-27	YPSILANTI H.S.	W,	36-0
11-3	TOLEDO A.A	W,	76-0
11-17	at Detroit	W,	18-6
11-24	at Ann Arbor H.S.	L,	10-12

1895
Record: 3-3
Coach: Marcus D. Cutler
Captain: Benjamin J. Watters

10-4	at Atlantis	W,	9-8
10-5	at Ann Arbor H.S.	W,	32-0
10-12	at Michigan Reserves	L,	0-10
10-26	at St. Mary's	L,	10-24
11-2	MICHIGAN LITS	W,	56-6
11-16	at Detroit A.C.	L,	12-16

1896
Record: 4-1; 2-0 MIAA Champs
Coach: Fred W. Green
Captain: Benjamin J. Watters

	HILLSDALE &	W,	18-0
	at Michigan	L,	0-18
	at Ann Arbor H.S.	W,	30-0
	at Albion &	W,	52-0
	at Detroit A.C.	W,	10-0

1897
Record: 2-3; 1-0 MIAA
Coach: A. Bird Glaspie
Captain: George Wilson

9-25	MICHIGAN ALUMNI	W,	24-0
10-2	at Michigan	L,	0-24
10-30	at Albion &	L,	0-18
11-6	at Toledo YMCA	W,	12-4
11-30	KALAMAZOO	L,	0-16

1898
Record: 1-5-2; 0-3 MIAA
Coach: Enoch C. Thorne
Captain: Fred Q. Gorton

	at Michigan	L,	0-25
	at Toledo YMCA	L,	0-16
	TOLEDO YMCA	T,	0-0
	ALUMNI GAME	T,	0-0
	at Hillsdale &	L,	0-24
10-8	MICHIGAN STATE &	L,	6-11
11-15	at Ypsilanti H.S.	W,	7-0
11-19	at Michigan State &	L,	6-24

1899
Record: 1-1-1; 0-1 MIAA
Coach: Dwight G. Watson
Captain: George L. Wood

10-30	at Mich Freshmen	T,	5-5
11-11	MICHIGAN STATE	L,	0-18
11-18	TOLEDO YMCA	W,	24-0

1900
Record: 0-4; 0-1 MIAA
Coach: Clayton T. Teetzel
Captain: Austin F. Jones

10-20	ORCHARD LAKE	L,	0-17
10-27	MICH. RESERVES	L,	0-41
11-3	D.A.C. RESERVES	L,	0-11
11-10	at Kalamazoo	L,	0-12

1901
Record: 3-5; 0-1 MIAA
Coach: Clayton T. Teetzel
Captain: Phillip E. Dennis

10-5	at Mich. Freshmen	L,	20-28
10-19	at Mich. Alkali Works	W,	6-5
10-26	MICH. FRESHMEN	L,	6-12
11-2	at Mich. Alkali Works	W,	12-10
11-9	KALAMAZOO	L,	0-39
11-16	ALBION &	L,	0-29
11-25	ALBION &	L,	6-39
11-30	MICH. SCHOOL-DEAF	W,	10-5

1902
Record: 1-5-1
Coach: Clayton T. Teetzel
Captain: Fred A. Belland

10-18	at Detroit Univ.School	L,	0-18
10-25	at Detroit Bus. Univ.	W,	32-0
11-1	at Central Michigan	L,	0-10
11-8	DETROIT CENT. H.S.	T,	6-6
11-15	at Hillsdale	L,	5-29
11-22	HILLSDALE	L,	0-22
11-29	at Mich. School-Deaf	L,	0-40

1903
Record: 4-4
Coach: Hunter A. Forest
Captain: Guy E. Bates

10-10	at Detroit	L,	0-6
10-17	at Mt. Clemens	L,	0-23
10-24	OLIVET	L,	0-41
10-31	DETROIT BUS. UNIV.	W,	10-6
11-7	at Adrian	W,	16-0
11-12	DETROIT COLLEGE	W,	5-0
11-14	at Hillsdale	L,	11-12
11-21	ADRIAN	W,	36-0

The 1903 football squad, led by Coach Hunter A. Forest, finished with a 4-4 record.

1904
Record: 6-2
Coach: Daniel H. Lawrence
Captain: Sherman R. Wilson

10-8	DETROIT BUS. UNIV.	W,	24-5
10-15	at Albion	L,	0-68
10-22	at Mich. School-Deaf	W,	18-11
10-29	at Michigan Freshmen	L,	0-43
11-5	at Adrian	W,	23-11
11-12	MICH. SCHOOL-DEAF	W,	16-0
11-19	ADRIAN	W,	28-10
11-24	HILLSDALE	W,	12-11

1905
Record: 4-4
Coach: Daniel H. Lawrence
Captain: William N. Braley

9-30	MICH. FRESHMEN	L,	0-20
10-7	DETROIT BUS. UNIV.	W,	30-0
10-14	at Mich. Military Acad.	W,	17-12
10-21	ALUMNI GAME	W,	16-0
10-28	at Olivet	L,	0-69
11-4	at Mich. School-Deaf	W,	6-5
11-17	at Central Michigan	L,	0-13
11-29	at Hillsdale	L,	12-38

1906
Record: 5-0-1
Coach: Henry F. Schulte
Captain: Leroy N. Brown

10-20	at Mich. School-Deaf	T,	0-0
10-25	DETROIT	W,	6-0
11-3	at Adrian	W,	6-0
11-10	FLINT	W,	16-0
11-17	at Kalamazoo	W,	14-5
11-27	HILLSDALE	W,	10-6

1907
Record: 3-2
Coach: Henry F. Schulte
Captain: Ashley P. Merrill

10-12	ADRIAN	W,	22-0
10-26	DETROIT	W,	7-0
11-9	at Kalamazoo	L,	0-6
11-16	CENTRAL MICHIGAN	W,	39-0
11-23	at Hillsdale	L,	4-7

1908
Record: 1-4
Coach: Henry F. Schulte
Captain: Curry S. Hicks

10-10	MICH. SCHOOL-DEAF	W,	5-0
10-23	ALMA	L,	0-5
10-31	at Adrian	L,	0-4
11-7	at Central Michigan	L,	0-11
11-21	HILLSDALE	L,	10-20

1909
Record: 2-4
Coach: Clare S. Hunter
Captain: Allen F. Sherzer

10-16	at Alma	L,	0-5
10-23	CLEARY BUSINESS	L,	0-19
10-30	ADRIAN	L,	2-6
11-5	CENTRAL MICHIGAN	W,	17-0
11-13	at Detroit	L,	8-9
11-20	at Hillsdale	W,	17-6

1910
Record: 0-5-1
Coach: Curry S. Hicks
Captain: Carleton H. Runciman

10-9	at Adrian	T,	5-5
10-22	DET. UNIV. SCHOOL	L,	0-6
10-15	ALMA	L,	6-22
11-5	at Detroit	L,	0-16
11-12	at Central Michigan	L,	0-13
11-19	HILLSDALE	L,	0-6

1911
Record: 3-4
Coach: Dwight L. Wilson
Captain: Guy A. Durgan

10-14	at Detroit Univ. School	W,	17-0
10-21	ADRIAN	L,	0-9
10-28	ALUMNI GAME	W,	6-0
11-4	BATTLE CR. NORM	W,	17-0
11-9	DETROIT	L,	0-6
11-30	at Culver Military Acad.	L,	0-28
11-25	at Hillsdale	L,	6-28

The 1909 football squad, led by Coach Clare S. Hunter

1912
Record: 4-2-1
Coach: Leroy M. Brown
Captain: S.B. Crouse

10-19	MICH. SCHOOL-DEAF	W,	20-7
10-26	ALUMNI GAME	W,	9-0
10-29	CLEARY COLLEGE	W,	33-0
11-2	at Assumption College	L,	0-12
11-8	at Central Michigan	T,	0-0
11-15	WESTERN MICHIGAN	W,	7-0
11-23	HILLSDALE	L,	14-26

1913
Record: 2-3-1
Coach: Leroy M. Brown
Captain: S. B. Crouse

10-11	at Michigan Freshmen	L,	0-26
10-18	ASSUMPTION COL	W,	38-0
10-25	DETROIT	T,	0-0
11-1	at Western Michigan	L,	6-12
11-15	ALMA	L,	0-34
11-22	at Hillsdale	W,	6-0

1914
Record: 3-2-1
Coach: Dr. Thomas H. Ransom
Captain: William A. Kishigo

10-10	at Michigan Freshmen	L,	0-7
10-16	at Alma	T,	0-0
10-31	ASSUMPTION COL	W,	32-10
11-4	ST. MARY'S	W,	27-12
11-14	KALAMAZOO	L,	0-10
11-21	HILLSDALE	W,	13-7

1915
Record: 4-2-1
Coach: Elmer D. Mitchell
Captain: John B. Hartman

10-9	at Assumption College	W,	33-0
10-16	at Michigan Freshmen	T,	0-0
10-23	DETROIT	W,	46-0
10-30	ADRIAN	W,	28-0
11-6	at Kalamazoo	L,	0-19
11-13	BATTLE CREEK TR.	W,	47-0
11-20	at Hillsdale	L,	0-6

1916
Record: 1-2-1
Coach: Elmer D. Mitchell
Captain: Alexander J. Longnecker

10-7	ALMA	L,	0-6
10-14	at Michigan Freshmen	T,	0-0
10-21	KALAMAZOO	L,	6-21
10-28	at Detroit	W,	12-6

Remainder of games cancelled due to smallpox epidemic

1917
Record: 3-4
Coach: Elton J. Rynearson
Captain: Andrus P. Wilson

10-13	at Michigan Freshmen	L,	0-18
10-17	at Assumption College	W,	28-0
10-20	CENTRAL MICHIGAN	W,	63-0
10-27	OLIVET	L,	0-19
11-3	at Alma	L,	0-27
11-10	MICHIGAN STATE FROSH.	L,	7-13
11-24	at Hillsdale	W,	13-3

1918
Record: 1-2
Coach: Lynn E. Bell
Captain: Malcolm J. MacGregor

10-26	at Wayne State	L,	0-18
11-2	at U-M Army Corps	L,	6-7
11-9	at Hillsdale	W,	20-6

1919
Record: 4-2-1
Coach: Elton J. Rynearson
Captain: Clifford D. Crane

10-16	ASSUMPTION COL	W,	12-0
10-23	at Bowling Green	W,	10-0
10-25	ADRIAN	W,	23-6
11-1	ALMA	W,	14-0
11-7	at Central Michigan	T,	7-7
11-15	ALBION	L,	7-30
11-22	at Hillsdale	L,	0-1

1920
Record: 6-2; 1-2 MIAA
Coach: Elton J. Rynearson
Captain: William Hansor

10-9	at Assumption College	W,	27-13
10-12	BOWLING GREEN	W,	45-0
10-16	CENTRAL MICHIGAN	W,	7-6
10-23	at Alma &	W,	12-6
10-30	GRAND RAPIDS J.C.	W,	20-0
11-6	WAYNE STATE	W,	21-7
11-15	at Albion &	L,	0-28
11-29	HILLSDALE &	L,	0-28

1921
Record: 3-3; 1-2 MIAA
Coach: Joseph H. McCulloch
Captain: William E. Foy

10-8	ASSUMPTION COL	W,	48-0
10-15	at Central Michigan	W,	7-6
10-22	ALMA &	L,	0-7
11-12	at Hillsdale &	W,	13-7
11-18	ALBION &	L,	14-27
11-29	at Wayne State	L,	0-3

1922
Record: 3-2-2; 1-2 MIAA
Coach: Joseph H. McCulloch
Captain: Percy R. Pray

10-7	at Assumption College	W,	13-0
10-14	at Grand Rapids J.C.	W,	12-0
10-21	at Alma &	L,	0-14
10-28	WAYNE STATE.	T,	0-0
11-4	CENTRAL MICHIGAN	T,	0-0
11-11	OLIVET &	W,	6-0
11-18	ALBION &	L,	0-14

1923
Record: 2-5-1; 1-3-1 MIAA
Coach: James M. Brown
Captain: Malcolm I. Dickie

9-29	ADRIAN &	W,	13-0
10-6	at Toledo	L,	0-13
10-13	HILLSDALE &	T,	6-6
10-20	ALMA &	L,	0-19
10-27	at Central Michigan	L,	3-27
11-3	at Kalamazoo	W,	19-3
11-17	ALBION &	L,	7-21
11-22	at Olivet &	L,	7-15

The 1924 squad, led by Coach James M. Brown

1924
Record: 2-5-1; 2-3 MIAA
Coach: James M. Brown
Captain: Elwood A. Watson

9-27	at Adrian &	T,	7-7
10-4	TOLEDO	L,	0-7
10-11	at Hillsdale &	L,	13-14
10-18	at Alma &	L,	0-9
10-25	CENTRAL MICHIGAN	L,	0-13
11-1	KALAMAZOO	W,	14-0
11-15	at Albion &	L,	0-13
11-22	OLIVET &	W,	12-6

1925
Record: 8-0; 5-0 MIAA Champions
Coach: Elton J. Rynearson
Captain: Phillip H. Teufer

10-3	DETROIT FRESHMEN	W,	8-0
10-10	at Bowling Green	W,	14-0
10-17	ALBION &	W,	6-0
10-24	HILLSDALE &	W,	20-0
10-31	FERRIS STATE	W,	6-0
11-8	at Olivet &	W,	20-0
11-14	at Alma &	W,	25-0
11-21	at Kalamazoo &	W,	7-6

1926
Record: 6-1
Coach: Elton J. Rynearson
Captain: Harry N. Ockerman

10-2	DETROIT FRESHMEN	W,	6-0
10-9	at Alma	L,	0-12
10-16	at Detroit City College	W,	6-0
10-23	CENTRAL MICHIGAN	W,	41-0
10-30	at Ferris State	W,	21-0
11-6	OLIVET	W,	20-0
11-29	KALAMAZOO #	W,	19-0

1927
Record: 8-0
Michigan Collegiate Champions
Coach: Elton J. Rynearson
Captain: Kenneth J. Matheson

10-1	OLIVET	W,	20-0
10-8	at Northern Illinois	W,	25-6
10-15	at Assumption College	W,	26-7
10-22	VALPARAISO	W,	44-0
10-29	CENTRAL MICHIGAN	W,	6-0
11-5	at Adrian	W,	20-0
11-12	at Western Michigan	W,	6-0
11-19	WAYNE STATE.	W,	39-0

1928
Record: 7-1
Michigan Collegiate Champions
Coach: Elton J. Rynearson
Captain: Raymond L. Stites

9-29	at John Carroll	L,	9-31
10-6	OLIVET	W,	33-0
10-13	MICHIGAN "B" TEAM	W,	25-3
10-19	ADRIAN	W,	38-0
10-27	at Central Michigan	W,	36-0
11-3	NORTHERN ILLINOIS	W,	43-0
11-10	WESTERN MICHIGAN #	W,	18-9
11-17	at WAYNE STATE	W,	31-0



The 1932 football squad, led by Coach Elton J. Rynearson, finished 5-2.

1929
Record: 5-1-2
Co-Michigan Collegiate Champions
Coach: Elton J. Rynearson
Captain: Wilbur L. Gunnerson

10-5	BOWLING GREEN	W,	34-7
10-12	vs. DePaul (Soldier Field)	W,	27-0
10-19	NOTRE DAME "B"	W,	13-7
10-26	CENTRAL MICHIGAN #	W,	24-0
11-2	at Western Michigan	T,	7-7
11-9	MICHIGAN "B"	L,	14-18
11-16	JOHN CARROLL	T,	6-6
11-23	at Detroit City College	W,	31-0

1930
Record: 6-1
Michigan Collegiate Champions
Coach: Elton J. Rynearson
Captain: Paul D. Shoemaker

9-27	at Michigan	L,	0-7
10-11	DETROIT CITY COL.	W,	33-7
10-18	WESTERN MICHIGAN #	W,	19-0
10-25	at Central Michigan	W,	13-0
11-1	GEORGETOWN (Ky.)	W,	45-0
11-8	NOTRE DAME "B"	W,	16-0
11-15	at Iowa State Teachers	W,	19-0

1931
Record: 3-2-1
Coach: Elton J. Rynearson
Captain: Kenneth G. Hawk

10-3	at Michigan	L,	0-34
10-10	OHIO STATE "B"	W,	27-0
10-17	at Notre Dame "B"	T,	0-0
10-24	CENTRAL MICHIGAN #	L,	12-20
11-7	FERRIS STATE	W,	27-0
11-14	IOWA STATE TEACHERS	W,	32-0

1932
Record: 5-2
Coach: Elton J. Rynearson
Captain: Carl J. Simmons

9-30	at Detroit	L,	7-13
10-7	at Northern Michigan	W,	50-0
10-15	ALMA	W,	27-0
10-22	at Central Michigan	W,	28-0
10-29	MICHIGAN "B"	W,	15-6
11-5	SOUTH DAKOTA ST. #	W,	12-0
11-13	NORTHERN IOWA	L,	6-12

1933
Record: 6-2
Coach: Elton J. Rynearson
Captain: Carl T. Bowman

9-23	at Ferris State	W,	20-0
9-29	at Detroit	L,	0-31
10-7	at Northern Michigan	W,	24-0
10-13	ST. VIATOR	W,	13-8
10-21	CENTRAL MICHIGAN	W,	13-7
10-28	ALMA	W,	19-6
11-4	SOUTH DAKOTA STATE #	L,	7-13
11-11	at Iowa State Teachers	W,	19-6

1934
Record: 5-2
Coach: Elton J. Rynearson
Captain: Charles H. Earl

10-6	NORTHERN MICHIGAN	W,	26-6
10-13	at Iowa State Teachers	L,	0-33
10-20	at Central Michigan	L,	12-13
10-27	ALMA	W,	15-6
11-3	ST. VIATOR #	W,	13-0
11-10	FERRIS STATE	W,	9-7
11-17	at Indiana State	W,	34-14

1935
Record: 4-2-2
Coach: Elton J. Rynearson
Captains: Robert W. Jarosch & Homer H. Parker

9-28	at Northern Michigan	L,	0-2
10-5	at Wayne State	W,	16-6
10-12	NORTHERN IOWA	W,	3-0
10-19	CENTRAL MICHIGAN	W,	7-0
10-26	at Illinois State	T,	0-0
11-2	VALPARAISO	L,	0-19
11-9	INDIANA STATE	W,	10-7
11-16	at Hope	T,	7-7

1936
Record: 6-2
Coach: Elton J. Rynearson
Captain: W. Christopher Wilson

9-26	BALL STATE	W,	6-0
10-2	NORTHERN MICHIGAN	W,	12-0
10-10	at Bowling Green	L,	0-6
10-17	WAYNE STATE #	L,	0-8
10-24	at Central Michigan	W,	13-7
10-31	at Valparaiso	W,	7-6
11-7	ILLINOIS STATE	W,	19-13
11-14	at Indiana State	W,	19-13

1937
Record: 5-2-1
Coach: Elton J. Rynearson
Captain: August R. DeFroscia

9-25	at Ball State	W,	13-6
10-2	at Northern Michigan	W,	44-0
10-9	BOWLING GREEN	W,	25-0
10-15	at Alma	T,	12-12
10-23	CENTRAL MICHIGAN #	L,	10-27
10-30	at Hope	W,	19-0
11-6	at Wayne State	L,	0-7
11-13	INDIANA STATE	W,	33-7

1938
Record: 6-1-1
Coach: Elton J. Rynearson
Captain: George J. Miller & Fred J. Gruber

9-24	at Indiana State	W,	37-0
9-30	at Alma	W,	20-0
10-7	at Illinois State	W,	12-6
10-14	WAYNE STATE #	W,	20-7
10-21	at Central Michigan	L,	6-7
10-28	at Bowling Green	T,	7-7
11-4	KALAMAZOO	W,	39-7
11-11	NORTHERN MICHIGAN	W,	25-2

1939
Record: 3-3-1
Coach: Elton J. Rynearson
Captain: Joseph V. Pokrywka

10-7	at Illinois State	T,	0-0
10-13	WAYNE STATE	L,	7-9
10-21	CENTRAL MICHIGAN #	L,	0-14
10-27	KALAMAZOO	W,	19-6
11-4	at Wayne State	W,	13-6
11-10	ALMA	W,	16-6
11-18	BOWLING GREEN	L,	13-23

1940
Record: 1-5-1
Coach: Elton J. Rynearson
Captain: Walter Siera

10-4	ILLINOIS STATE	T,	0-0
10-11	at Detroit	L,	0-47
10-19	at Bowling Green	L,	0-15
10-25	at Central Michigan	L,	0-24
11-2	ALMA #	W,	24-7
11-9	WAYNE STATE	L,	7-19
11-16	KALAMAZOO	L,	3-13

1941
Record: 0-5-2
Coach: Elton J. Rynearson
Captain: Andrew L. Newlands

9-27	at Hope	T,	0-0
10-4	at Illinois State	T,	0-0
10-11	at Kalamazoo	L,	0-7
10-18	BOWLING GREEN #	L,	6-20
10-24	CENTRAL MICHIGAN	L,	6-12
11-1	INDIANA STATE	L,	0-14
11-8	at Wayne State	L,	0-12

1942
Record: 3-3-1
Coach: Elton J. Rynearson
Captains: Dr. Lowell W, Beach & Charles Nemeth

9-25	at Alma	L,	6-14
10-1	HOPE	W,	13-9
10-9	ILLINOIS STATE	W,	14-7
10-15	at Central Michigan	L,	0-14
10-23	WAYNE STATE #	T,	12-12
10-29	HILLSDALE	W,	19-13
11-7	at Albion	L,	0-12

1943
Record: 2-0
Coach: Elton J. Rynearson
Captains: William R. Nuse & John G. Baker

10-18	at Wayne State	W,	14-0
10-28	WAYNE STATE	W,	14-0

1944
No Team

1945
Record: 5-0-1
Coach: Elton J. Rynearson
Captain: Bernard T. Dyer

10-6	ALBION	W,	6-0
10-13	HILLSDALE #	W,	13-0
10-27	at Hillsdale	W,	6-0
11-3	at Albion	W,	6-0
11-9	at Wayne State	W,	14-13
11-16	WAYNE STATE	T,	0-0

1946
Record: 3-4-1
Coach: Elton J. Rynearson
Captain: James F. Walton

9-28	at Illinois State	L,	0-10
10-4	at Hope	L,	0-13
10-11	ALMA	W,	6-0
10-18	CENTRAL MICHIGAN	L,	13-26
10-26	at Hillsdale	L,	7-18
11-2	ALBION #	W,	13-6
11-9	at Ball State	T,	7-7
11-15	GREAT LAKES	W,	19-0

1947
Record: 1-6
Coach: Elton J. Rynearson
Captain: Charles H. Lane

9-26	at Alma	L,	0-12
10-3	ILLINOIS STATE	L,	0-6
10-11	at Northern Illinois	L,	6-21
10-18	HOPE #	L,	7-12
10-24	HILLSDALE	L,	2-15
10-31	at Central Michigan	L,	0-33
11-6	BALL STATE	W,	14-7

1948
Record: 3-5
Coach: Elton J. Rynearson
Captain: Claire E. Ebersole

9-24	at Hope	L,	0-14
10-2	at Illinois State	L,	7-40
10-9	NORTHERN MICHIGAN	W,	6-0
10-16	at Ball State	L,	14-23
10-23	at Eastern Kentucky	L,	0-20
10-29	NORTHERN ILLINOIS	L,	7-10
11-6	CENTRAL MICHIGAN #	W,	6-0
11-12	VALPARAISO	W,	26-7

1949
Record: 0-8
Coach: Harry N.Ockerman
Captains: Jack B. VanWagoner & Theodore D. Bott

9-24	at Northern Michigan	L,	0-6
10-1	AKRON	L,	6-20
10-8	at Northern Illinois	L,	14-39
10-15	BALL STATE	L,	2-33
10-21	EASTERN KENTUCKY	L,	6-27
10-29	HOPE #	L,	6-16
11-4	at Central Michigan	L,	7-18
11-12	at Valparaiso	L,	26-28

1950
Record: 3-6; 0-4 IIAC
Coach: Harry N. Ockerman
Captain: Dr. James R. Wichterman

9-21	at Hope	W,	19-6
9-29	at Akron	L,	7-40
10-7	NORTHERN ILLINOIS	L,	13-35
10-14	WAYNE STATE	L,	6-26
10-21	at Ball State	W,	13-0
10-28	CENTRAL MICHIGAN #	L,	7-26
11-4	at Illinois State	L,	0-14
11-10	at Southern Illinois	L,	13-44
11-17	NORTHERN MICHIGAN	W,	45-0

1951
Record: 4-5; 2-4 IIAC
Coach: Harry N. Ockerman
Captain: Kenneth H. Wegner

9-22	HOPE	W,	20-7
9-29	KALAMAZOO	W,	20-6
10-6	at Eastern Illinois	L,	12-19
10-13	at Northern Illinois	L,	21-35
10-20	CENTRAL MICHIGAN #	L,	13-19
10-27	at Western Illinois	L,	28-63
11-3	ILLINOIS STATE	W,	12-0
11-10	SOUTHERN ILLINOIS	W,	47-7
11-17	at Wayne State	L,	13-27

1952
Record: 5-3-1; 3-2-1 IIAC
Coach: Fred D. Trosko
Captain: Christopher J. Armelagos

9-19	at Hope	W,	13-6
9-27	BALL STATE	W,	26-14
10-4	WESTERN ILLINOIS	L,	13-20
10-11	EASTERN ILLINOIS	W,	13-7
10-18	NORTHERN ILLINOIS #	W,	19-7
10-25	at Central Michigan	L,	7-26
10-31	at Wayne State	L,	19-46
11-7	at Illinois State	T,	14-14
11-14	at Southern Illinois	W,	30-6

1953
Record:7-1-1; 4-1-1 IIAC
Coach: Fred D. Trosko
Captain: Robert L. Boyd

9-19	HOPE	W,	20-7
9-26	HILLSDALE	W,	28-13
10-3	WAYNE STATE	W,	13-6
10-10	at Eastern Illinois	W,	34-6
10-17	at Northern Illinois	W,	20-14
10-24	SOUTHERN ILLINOIS #	W,	37-0
10-31	at Western Illinois	L,	0-20
11-7	ILLINOIS STATE	W,	27-6
11-14	CENTRAL MICHIGAN	T,	33-33

1954
Record: 8-1; 5-1 IIAC
Coach: Fred D. Trosko
Captain: Nicholas Manych

9-17	at Hope	W,	19-0
9-25	HILLSDALE	W,	32-13
10-1	WAYNE STATE	W,	7-0
10-9	EASTERN ILLINOIS	W,	33-0
10-16	at Northern Illinois	W,	34-0
10-23	at Southern Illinois	W,	20-0
10-30	WESTERN ILLINOIS #	W,	33-19
11-6	at Illinois State	W,	25-7
11-13	at Central Michigan	L,	7-28

1955
Record: 7-2; 5-1 IIAC
Co-IIAC Champions
Coach: Fred D. Trosko
Captain: Barry C. Basel

9-17	HOPE	W,	27-0
9-24	at Hillsdale	L,	6-20
10-1	at Baldwin-Wallace	W,	20-0
10-7	at Western Illinois	W,	6-2
10-15	ILLINOIS STATE	W,	25-6
10-22	SOUTHERN ILLINOIS #	W,	7-2
10-29	at Eastern Illinois	W,	14-7
11-5	CENTRAL MICHIGAN	L,	20-27
11-12	at Northern Illinois	W,	13-6

1956
Record: 4-4; 3-3 IIAC
Coach: Fred D. Trosko
Captain: Thomas O. McCormick

9-22	at Hillsdale	L,	7-16
9-29	BALDWIN-WALLACE	W,	26-0
10-6	WESTERN ILLINOIS	W,	21-6
10-13	at Illinois State	L,	7-22
10-20	at Southern Illinois	L,	7-14
10-27	EASTERN ILLINOIS #	W,	65-0
11-3	at Central Michigan	L,	0-19
11-10	at Northern Illinois	W,	25-7

1957
Record: 6-3; 6-0 IIAC
IIAC Champions
Coach: Fred D. Trosko
Captain: Dr. Walter Gerald Brown

9-21	HOPE	L,	6-19
9-28	at Illinois State	W,	33-14
10-5	at Youngstown State	L,	6-13
10-12	CENTRAL MICHIGAN	W,	39-6
10-19	at Eastern Illinois	W,	39-0
10-26	SOUTHERN ILLINOIS #	W,	21-7
11-2	at Northern Illinois	W,	54-20
11-9	WESTERN ILLINOIS	W,	26-0
11-16	at St. Joseph's	L,	13-48

1958
Record: 4-5; 3-3 IIAC
Coach: Fred D. Trosko
Captain: Charles J. Shonta

9-19	at Hope	L,	7-19
9-27	ILLINOIS STATE	W,	13-0
10-3	YOUNGSTOWN STATE	W,	21-12
10-11	at Central Michigan	L,	6-7
10-18	EASTERN ILLINOIS #	W,	31-0
10-25	at Southern Illinois	L,	9-13
11-1	at Northern Illinois	W,	15-7
11-8	WESTERN ILLINOIS	L,	6-27
11-15	ST. JOSEPH'S	L,	0-3

1959
Record: 1-7; 1-5 IIAC
Coach: Fred D. Trosko
Captain: Dave L. Longridge

9-30	YOUNGSTOWN STATE	L,	3-21
10-7	ILLINOIS STATE	W,	13-7
10-14	at Northern Michigan	L,	6-39
10-17	CENTRAL MICHIGAN #	L,	8-21
10-24	at Eastern Illinois	L,	6-32
10-31	SOUTHERN ILLINOIS	L,	14-41
11-7	at Northern Illinois	L,	0-34
11-14	at Western Illinois	L,	0-22

1960
Record: 0-8-1; 0-5-1 IIAC
Coach: Fred D. Trosko
Captain: Alfred E. Iverson

9-17	ALBION	L,	7-21
9-22	at Youngstown State	L,	7-27
10-1	at Illinois State	T,	14-14
10-7	NORTHERN MICHIGAN	L,	0-21
10-15	at Central Michigan	L,	0-28
10-22	EASTERN ILLINOIS	L,	0-8
10-29	at Southern Illinois	L,	8-66
11-5	NORTHERN ILLINOIS #	L,	0-19
11-12	WESTERN ILLINOIS	L,	2-26

1961
Record: 0-8-1; 0-6 IIAC
Coach: Fred D. Trosko
Captains: Norm Jacobs & Don Drinkham

9-16	at Albion	L,	0-13
9-23	at Ball State	T,	0-0
9-30	at Western Illinois	L,	0-43
10-6	at Illinois State	L,	0-13
10-13	BALDWIN-WALLACE	L,	14-27
10-21	CENTRAL MICHIGAN #	L,	11-13
10-28	at Eastern Illinois	L,	0-7
11-4	SOUTHERN ILLINOIS	L,	14-20
11-11	at Northern Illinois	L,	10-35

Captain Tom McCormick poses with head coach Fred Trosko prior to the 1956 season.

1962
Record: 2-5
Coach: Fred D. Trosko
Captains: Al Vadasay & Leroy Fahle

9-21	BALL STATE	L,	0-14
9-28	KALAMAZOO	L,	6-13
10-6	at Illinois State	L,	19-20
10-13	at Baldwin-Wallace	L,	15-27
10-20	at Central Michigan	L,	0-24
10-27	EASTERN ILLINOIS #	W,	14-0
11-10	ALMA	W,	30-6

1963
Record: 2-6
Coach: Fred D. Trosko
Captains: Dempster Ross & Terry Hurley

9-21	at Ball State	L,	6-22
9-28a	t Kalamazoo	W,	13-12
10-4	OHIO NORTHERN	L,	7-20
10-11	BALDWIN-WALLACE	L,	13-27
10-19	at Findlay	L,	18-48
10-25	ADRIAN	W,	13-0
11-2	CENTRAL MICHIGAN #	L,	20-55
11-9	at Albion	L,	6-17

1964
Record: 4-3; 3-2 PAC
Coach: Fred D. Trosko
Captains: George Hanoian & Bill MacGillivray

9-26	ADRIAN	W,	7-0
10-10	at John Carroll @	L,	3-7
10-17	ALLEGHENY @ #	W,	28-7
10-24	at Wayne State @	L,	0-13
10-31	CASE WESTERN @	W,	17-7
11-7	at Case Western @	W,	48-26
11-14	at Ashland	L,	7-13

1965
Record: 3-4-1; 3-1-1 PAC
Coach: Jerry Raymond
Captains: Jim Hadley & Hildred Lewis

9-25	WESTERN ILLINOIS	L,	7-44
10-1	OHIO NORTHERN	L,	0-7
10-8	JOHN CARROLL @	L,	6-7
10-16	at Allegheny @	W,	23-8
10-23	WAYNE STATE @ #	W,	20-0
10-30	at Case Western @	T,	14-14
11-6	CASE WESTERN @	W,	41-20
11-13	at Baldwin-Wallace	L,	14-29

1966
Record: 5-3-1
Coach: Jerry Raymond
Captains: Jonas Halonen, Ed Mass & Lonny Head

9-17	at Findlay	L,	0-20
9-24	WESTERN ILLINOIS	T,	0-0
10-1	KENTUCKY STATE	L,	9-26
10-8	at Case Western	W,	16-3
10-15	at John Carroll	W,	12-2
10-22	FERRIS STATE #	W,	21-6
10-29	WAYNE STATE	W,	16-0
11-5	at Ohio Northern	L,	9-17
11-12	EASTERN ILLINOIS	W,	17-13

1967
Record: 6-3
Coach: Dan Boisture
Captains: Ron Arnold & Bob Edelbrock

9-16	FINDLAY	W,	17-0
9-23	BALDWIN-WALLACE	W,	15-13
9-30	at Eastern Illinois	W,	28-12
10-7	at Case Western	W,	47-0
10-14	JOHN CARROLL #	W,	34-0
10-21	at Ferris State	W,	13-6
10-28	at Wayne State	L,	3-20
11-4	at UL-Monroe	L,	10-12
11-11	at Northern Iowa	L,	6-14

1968
Record: 8-2
Coach: Dan Boisture
Captains: Ivory Hood & John Schmidt

9-14	MORNINGSIDE	W,	46-16
9-21	S. CONNECTICUT	W,	40-0
9-28	at Arkansas State	L,	7-26
10-5	at Akron	W,	16-7
10-12	at Ball State	W,	43-7
10-19	at Tampa	L,	0-21
10-26	KENTUCKY STATE	W,	7-0
11-2	NORTHEASTERN #	W,	41-0
11-9	NORTHERN IOWA	W,	34-7
11-16	at Wittenberg	W,	14-7



Dempster Ross (83) and Terry Hurley (31) were team captains for the 1963 EMU squad

The 1974 seniors pose for a group photo at the hotel before a game.

1969
Record: 5-4
Coach: Dan Boisture
Captains: Bob Lints & Gary Matsche

9-20	at Murray State	L,	20-28
9-27	AKRON	W,	10-3
10-4	at Indiana State	L,	13-14
10-11	at Waynesburg	W,	48-0
10-18	KENTUCKY STATE	W,	48-6
10-25	TAMPA #	L,	7-17
11-1	at Northeastern	W,	56-0
11-8	MONTANA STATE	W,	31-7
11-15	at Ball State	L,	22-31

1970
Record: 7-2-1
Coach: Dan Boisture
Captains: Pete Kalogeras & Mike Yankee

9-12	at North Dakota State	T,	14-14
9-19	at Quantico Marines	W,	23-0
9-26	WAYNESBURG	W,	30-0
10-3	INDIANA STATE #	W,	25-21
10-10	at Western Kentucky	L,	6-45
10-17	at Eastern Kentucky	L,	10-21
10-24	WISC.-MILWAUKEE	W,	35-0
10-31	at Northern Michigan	W,	14-8
11-7	UL-MONROE	W,	20-0
11-14	BALL STATE	W,	60-0

1971
Record: 7-1-2
Pioneer Bowl Participant
Coach: Dan Boisture
Captain: Dave Pureifory

9-11	WISC.-OSHKOSH	W,	50-0
9-18	QUANTICO MARINES	W,	28-20
10-2	at Idaho State	W,	23-22
10-9	WESTERN KENTUCKY	W,	17-14
10-16	EASTERN KENTUCKY #	T,	0-0
10-23	at Wisconsin-Milwaukee	W,	31-0
10-30	NORTHERN MICHIGAN	W,	31-3
11-6	at UL-Monroe	T,	10-10
11-13	SOUTH DAKOTA STATE	W,	35-2
12-11	Louisiana Tech +	L,	3-14

+ - Pioneer Bowl, Wichita Falls, Texas

1972
Record: 6-4
Coach: Dan Boisture
Captains: Bill Dulac & Darrell Mossburg

9-9	at Wisconsin-Oshkosh	W,	26-14
9-16	TOLEDO	L,	0-16
9-22	at Tampa	L,	0-42
10-7	IDAHO STATE	L,	14-21
10-14	QUANTICO MARINES #	W,	21-7
10-21	at Northern Michigan	W,	24-15
10-28	NEW MEX. HIGHLANDS	W,	30-6
11-4	at St. Norbert	W,	42-14
11-11	at Louisiana Tech	L,	17-24
11-18	at Central Michigan	W,	28-3

1973
Record: 6-4
Coach: Dan Boisture
Captains: David Boone & Jim Grace

9-8	BALL STATE	W,	17-14
9-15	LOUISIANA TECH	W,	21-19
9-22	at Indiana State	W,	25-14
9-29	ST. NORBERT	W,	47-14
10-6	at Western Illinois	L,	21-24
10-20	at Kent State	L,	20-34
10-27	YOUNGSTOWN STATE #	W,	42-2
11-3	at Central Michigan	L,	21-31
11-10	at Bowling Green	L,	7-31
11-22	WEBER STATE	W,	44-7

1974
Record: 4-6-1
Coach: George Mans
Captains: John Banaszak & Mike Nally

9-7	at Miami (Ohio)	L,	0-39
9-14	WESTERN MICHIGAN	W,	20-19
9-21	NORTHEAST LOUISIANA	L,	14-17
9-28	KENT STATE#	L,	0-13
10-5	at Arkansas State	L,	7-14
10-12	at McNeese State	T,	6-6
10-19	at Northern Michigan	W,	24-0
10-26	BALL STATE	W,	17-9
11-2	CENTRAL MICHIGAN	L,	13-28
11-16	at Weber State	L,	14-21
11-23	at Toledo	W,	28-12

1975
Record: 4-6
Coach: George Mans
Captains: Ric Franz & Rod Luplow

9-6	at Ball State	L,	14-24
9-13	INDIANA STATE	W,	30-7
9-20	at UL-Monroe	W,	27-24
9-27	McNEESE STATE	W,	20-6
10-11	at Central Michigan	L,	7-20
10-18	NORTHERN MICHIGAN#	L,	7-20
10-25	WESTERN ILLINOIS	L,	14-17
11-1	at Youngstown State	L,	14-15
11-8	ILLINOIS STATE	W,	51-14
11-15	at Western Michigan	L,	14-24

1976
Record: 2-9; 1-5 MAC
Coach: Ed Chlebek
Captains: Darrion Price & Rod Slater

9-4	OHIO *	L,	7-23
9-11	at Western Michigan*	L,	13-31
9-18	at Bowling Green*	L,	12-53
9-26	at McNeese State	L,	10-23
10-2	NORTHERN MICHIGAN	L,	6-28
10-9	ARKANSAS STATE#	W,	32-30
10-23	at Akron	L,	0-36
10-30	at Kent State*	L,	13-38
11-6	CENTRAL MICHIGAN*	W,	30-27
11-13	at Illinois State	L,	6-14
11-20	BALL STATE*	L,	3-52

1977
Record: 8-3; 4-3 MAC
Coach: Ed Chlebek
Captains: Terry Butz, Ron Johnson & Al Slamer

9-3	at Northern Illinois*	W,	25-2
9-10	at Central Michigan*	L,	3-9
9-17	BOWLING GREEN*	W,	16-6
9-24	McNEESE STATE	W,	9-7
10-1	TOLEDO*	W,	17-7
10-8	OHIO* #	W,	31-14
10-22	KENT STATE*	L,	13-29
10-29	at Akron	W,	42-28
11-5	at North Carolina A&T	W,	21-20
11-12	ILLINOIS STATE	W,	41-28
11-19	at Ball State*	L,	21-45

1978
Record: 3-7; 1-5 MAC
Coach: Mike Stock
Captains: Rollie Hansen, Gordon Skotarczak & Tom Williams

9-2	at Northern Michigan	L,	3-30
9-9	at Ohio*	L,	22-23
9-16	BOWLING GREEN*	L,	6-43
9-23	INDIANA STATE	W,	27-8
9-30	at Toledo*	W,	17-12
10-14	AKRON#	W,	25-14
10-21	at Western Michigan*	L,	0-32
10-28	BALL STATE*	L,	0-21
11-11	CENTRAL MICHIGAN*	L,	9-41
11-18	at Illinois State	L,	13-14

1979
Record: 2-8-1; 1-6-1 MAC
Coach: Mike Stock
Captain: Doug Crisan & Kevin Wilkinson

9-1	at Northern Michigan	W,	21-7
9-8	at Bowling Green*	L,	6-32
9-15	at Ohio*	L,	7-20
9-22	at Illinois State	L,	15-24
9-29	TOLEDO*	L,	7-37
10-6	NORTHERN ILLINOIS*	T,	0-0
10-13	AKRON	L,	12-24
10-20	KENT STATE* #	W,	14-10
11-3	at Ball State*	L,	10-28
11-10	at Central Michigan*	L,	14-37
11-17	WESTERN MICHIGAN*	L,	7-17

1980
Record: 1-9; 1-7 MAC
Coach: Mike Stock
Captains: Brian Cotton & Scott Davis

9-6	at Western Michigan*	L,	0-37
9-13	at Bowling Green*	W,	18-16
9-20	OHIO*	L,	6-34
9-27	at Toledo*	L,	7-49
10-11	at Akron	L,	10-21
10-18	BALL STATE* #	L,	0-26
10-25	at Kent State*	L,	12-35
11-1	CENTRAL MICHIGAN*	L,	15-51
11-8	ILLINOIS STATE	L,	7-15
11-15	at Northern Illinois*	L,	6-38

1981
Record: 0-11; 0-9 MAC
Coach: Mike Stock
Captains: Mike Price & Kahle Strickland

9-12	AKRON	L,	7-14
9-19	at Illinois State	L,	7-28
9-26	MIAMI*	L,	12-18
10-3	at Central Michigan*	L,	14-63
10-10	TOLEDO* #	L,	7-42
10-17	at Ohio*	L,	7-29
10-24	NORTHERN ILLINOIS*	L,	7-30
10-31	at Ball State*	L,	13-35
11-7	at Kent State*	L,	7-13
11-14	BOWLING GREEN*	L,	0-28
11-21	at Western Michigan*	L,	7-38

1982
Record: 1-9-1; 1-7-1 MAC
Coach: Mike Stock (3 games)
Bob LaPointe (8 games)
Captains: Chris Babini & David Marshall

9-11	at Akron	L,	7-14
9-18	at Louisiana Tech	L,	12-49
9-25	at Miami*	L,	0-35
10-2	CENTRAL MICHIGAN*	L,	8-13
10-9	at Toledo*	L,	19-20
10-16	OHIO* #	L,	13-14
10-23	at Northern Illinois*	L,	0-10
10-30	BALL STATE*	L,	7-16
11-6	KENT STATE*	W,	9-7
11-13	at Bowling Green*	L,	7-24
11-20	WESTERN MICHIGAN*	T,	3-3

1983
Record: 1-10; 0-9 MAC
Coach: Jim Harkema
Captains: By game

9-3	MARSHALL	W,	7-3
9-10	AKRON	L,	0-13
9-24	at Ohio*	L,	14-31
10-1	BOWLING GREEN*	L,	21-26
10-8	at Central Michigan*	L,	3-24
10-15	NORTHERN ILLINOIS* #	L,	15-34
10-22	TOLEDO*	L,	19-37
10-29	at Ball State*	L,	20-33
11-5	at Kent State*	L,	13-37
11-12	MIAMI*	L,	12-24
11-19	at Western Michigan*	L,	10-14

The 1971 EMU football team prepares to board the plane for the Pioneer Bowl against Louisiana Tech, Dec. 11.

1984
Record: 2-7-2; 2-5-2 MAC
Coach: Jim Harkema
Captains: By game

9-1	at Youngstown State	L,	7-31
9-15	at Marshall	L,	17-24
9-22	OHIO*	L,	13-16
9-29	at Bowling Green*	L,	27-35
10-6	CENTRAL MICHIGAN*	T,	16-16
10-13	at Northern Illinois*	T,	10-10
10-20	at Toledo*	L,	7-17
10-27	BALL STATE* #	L,	10-17
11-3	KENT STATE*	W,	20-18
11-10	at Miami*	L,	0-23
11-17	WESTERN MICHIGAN*	W,	24-14

1985
Record: 4-7; 3-6 MAC
Coach: Jim Harkema
Captains: By game

9-7	YOUNGSTOWN STATE	W,	27-22
9-21	at Akron	L,	12-16
9-28	at Kent State*	L,	3-28
10-5	TOLEDO*	W,	21-10
10-12	BOWLING GREEN* #	L,	24-42
10-19	at Ohio*	W,	27-21
10-26	at Central Michigan*	L,	10-17
11-2	at Ball State*	W,	27-24
11-9	NORTHERN ILLINOIS*	L,	0-3
11-16	MIAMI*	L,	16-31
11-23	at Western Michigan*	L,	21-38

1986
Record: 6-5; 4-4 MAC
Coach: Jim Harkema
Captains: By Game

9-6	WESTERN MICHIGAN*	W,	21-14
9-13	at Youngstown State	W,	18-17
9-20	AKRON	W,	24-21
9-27	KENT STATE* #	L,	16-20
10-4	at Toledo*	L,	18-23
10-11	at Bowling Green*	L,	10-24
10-18	OHIO*	W,	33-31
10-25	CENTRAL MICHIGAN*	W,	34-16
11-1	BALL STATE*	W,	14-7
11-8	at Northern Illinois	L,	14-21
11-15	at Miami*	L,	20-34

1987
Record:10-2; 7-1 MAC
Mid-American Conference Champions
California Bowl Champion
Coach: Jim Harkema
Captains: By Game

9-5	YOUNGSTOWN STATE	W,	35-20
9-12	at Miami*	W,	33-17
9-19	at Akron	L,	16-17
9-26	at Kent State*	W,	23-21
10-3	NORTHERN ILLINOIS	W,	32-31
10-10	at Central Michigan*	L,	6-16
10-17	BALL STATE* #	W,	35-28
10-24	at Western Michigan*	W,	23-17
10-31	OHIO*	W,	34-16
11-5	at Toledo*	W,	38-9
11-14	BOWLING GREEN*	W,	38-18
12-10	San Jose State+	W,	30-27

+ California Bowl, Fresno, California

EMU fans celebrate the 1987 California Bowl victory over San José State.

1988
Record: 6-3-1; 5-2-1 MAC
Coach: Jim Harkema
Captains: By Game

9-3	MIAMI*	W,	24-17
9-10	at Youngstown State	W,	17-12
9-17	KENT STATE*	W,	21-14
9-24	at Arizona	L,	0-55
10-8	CENTRAL MICHIGAN*	L,	6-20
10-15	at Ball State*	W,	16-12
10-22	WESTERN MICHIGAN* #	L,	24-31
10-29	at Ohio*	T,	17-17
11-5	TOLEDO*	W,	20-19
11-12	at Bowling Green*	W,	28-3

1989
Record: 7-3-1; 6-2 MAC
Coach: Jim Harkema
Captains: By Game

9-2	KENT STATE*	W,	30-7
9-9	YOUNGSTOWN STATE	W,	14-3
9-16	at Ohio*	W,	30-25
9-23	at Colorado State	T,	35-35
9-30	at Western Michigan*	W,	21-20
10-7	TOLEDO* #	W,	31-14
10-14	LIBERTY	L,	24-25
10-21	BOWLING GREEN*	W,	21-13
10-28	at Central Michigan*	L,	9-24
11-4	MIAMI*	W,	20-7
11-11	at Ball State*	L,	17-23

1990
Record: 2-9; 2-6 MAC
Coach: Jim Harkema
Captains: By Game

9-1	at Fresno State	L,	10-41
9-8	WESTERN MICHIGAN*	W,	27-24
9-15	OHIO*	W,	21-18
9-22	at Youngstown State	L,	14-24
9-29	at Indiana	L,	6-37
10-6	at Toledo*	L,	23-37
10-20	at Bowling Green*	L,	15-25
10-27	CENTRAL MICHIGAN* #	L,	12-16
11-3	at Miami*	L,	14-34
11-10	BALL STATE*	L,	13-20
11-17	at Kent State*	L,	24-25

1991
Record: 3-7-1; 3-4-1 MAC
Coach: Jim Harkema
Captains: By Game

8-31	at Bowling Green*	L,	6-17
9-7	at Purdue	L,	3-49
9-14	at Miami*	L,	3-29
9-21	LOUISIANA TECH	L,	14-17
9-28	at Wisconsin	L,	6-21
10-5	at Kent State*	W,	21-20
10-12	BALL STATE*	L,	8-10
10-19	WESTERN MICHIGAN* #	W,	42-24
11-2	CENTRAL MICHIGAN*	T,	14-14
11-9	at Ohio*	W,	13-10
11-16	TOLEDO*	L,	14-21

1992
Record: 1-10; 1-7 MAC
Coach: Jim Harkema (4 Games)
.....Jan Quarless (7 Games)
Captains: By Game

9-5	AKRON*	L,	9-27
9-12	at Louisiana Tech	L,	17-31
9-19	at No. 10 Penn State	L,	7-52
9-26	KENT STATE*#	L,	14-17
10-3	MIAMI*	L,	7-24
10-10	at Ball State*	L,	7-31
10-17	at Western Michigan*	L,	19-20
10-24	OHIO*	W,	7-6
10-31	at Army	L,	17-57
11-7	at Central Michigan*	L,	13-30
11-14	at Toledo*	L,	0-41

1993
Record: 4-7; 3-5 MAC
Coach: Ron Cooper
Captains: By Game

9-4	at West Virginia	L,	6-48
9-9	TEMPLE	L,	28-31
9-18	WESTERN ILLINOIS	W,	16-14
10-2	at Miami*	W,	15-7
10-9	KENT STATE* #	W,	20-15
10-16	at Central Michigan*	W,	28-21
10-23	WESTERN MICHIGAN*	L,	20-21
10-30	BALL STATE*	L,	13-18
11-6	at Akron*	L,	7-19
11-13	OHIO*	L,	10-12
11-19	at Toledo*	L,	0-14



1990 EMU defense seniors – Donshell English (46), Mike Bass (72), Craig Petersmark (61) and Mickey McBride (56)

1994
Record: 5-6; 5-4 MAC
Coach: Ron Cooper
Captains: By Game

9-3	at UNLV	L,	3-17
9-10	at No. 10 Wisconsin	L,	0-56
9-17	CENTRAL MICHIGAN*	L,	29-30
9-24	BOWLING GREEN* #	L,	13-30
10-1	MIAMI*	L,	17-21
10-8	at Kent State*	W,	24-10
10-22	at Western Michigan*	L,	14-33
10-29	at Ball State*	W,	41-10
11-5	AKRON*	W,	42-18
11-12	at Ohio*	W,	24-13
11-19	TOLEDO*	W,	40-37

1995
Record: 6-5; 5-3 MAC
Coach: Rick Rasnick
Captains: Steve Clay, Kevin Kwiatkowski, Reese McCaskill, Barry Stokes

9-2	at Akron*	W,	49-29
9-9	at Pittsburgh	L,	30-66
9-16	UNLV	W,	51-6
9-23	OHIO*#	W,	31-20
10-7	CENTRAL MICHIGAN*	W,	34-24
10-14	at Syracuse	L,	24-52
10-21	at Ball State*	W,	40-35
10-28	at Toledo*	L,	28-34
11-4	at Miami*	L,	23-39
11-11	WESTERN MICHIGAN*	L,	13-23
11-18	at Kent State*	W,	41-7

1996
Record: 3-8; 3-5 MAC
Coach: Rick Rasnick
Captains: Charlie Batch, Kevin Kwiatkowski, Matt Gregory

8-31	TEMPLE	L,	24-28
9-7	at Wisconsin (ESPN2)	L,	3-24
9-14	at Western Michigan*	W,	19-12
9-21	TOLEDO*	L,	7-24
9-28	at Michigan State	L,	0-47
10-5	at Ohio* #	L,	0-7
10-12	MIAMI* (MAC TV)	L,	25-35
10-19	at Central Michigan*	L,	36-41
10-26	KENT STATE* #	W,	51-10
11-2	BALL STATE* (MAC TV)	L,	25-39
11-9	AKRON*	W,	20-17

1997
Record: 4-7; 3-5 MAC
Coach: Rick Rasnick
Captains: Charlie Batch, Jermaine Brooks, Lional Dalton, Savon Edwards

9-6	at Missouri	L,	24-44
9-13	at Toledo*	L,	35-38
9-20	KENT STATE*	L,	38-41
9-27	at Central Michigan*	W,	31-24
10-4	OHIO* #	L,	7-47
10-11	BALL STATE*	W,	38-32
10-18	AKRON^	W,	45-0
10-25	at Marshall*	L,	25-48
11-1	WESTERN MICHIGAN*	L,	38-41
11-8	at Northern Illinois*	W,	38-10
11-15	at UCF	L,	10-27

^ EMU-Akron a non-MAC game

1998
Record: 3-8; 3-5 MAC
Coach: Rick Rasnick
Captains: L.J. Shelton, Justin Ventura, Derek Vitatoe

9-3	NORTHERN IOWA	L,	10-13
9-12	at Ball State*	W,	13-7
9-19	at Michigan	L,	20-59
9-26	MARSHALL*	L,	23-26
10-3	at Kent State*	W,	26-17
10-10	CENTRAL MICH.* # (OT)	L,	23-36
10-17	at Western Michigan*	L,	35-45
10-24	NORTHERN ILLINOIS*	L,	14-26
11-7	at Ohio*	L,	21-49
11-14	at Akron^	L,	21-24
11-21	TOLEDO*	W,	10-7

^ EMU-Akron a non-MAC game

1999
Record: 4-7; 4-4 MAC
Coach: Rick Rasnick; Tony Lombardi (one game as interim)
Captains: Brandon Campbell, Walter Church, Donald "Blake" McCall, Tom Michel, Ashley Travis

9-11	at Michigan State	L,	7-51
9-18	at Miami*	L,	14-35
9-25	AKRON*	W,	38-17
10-2	at Louisville	L,	10-45
10-9	WESTERN MICHIGAN* #(OT)	L,	37-40
10-16	OHIO*	W,	27-26
10-23	at Toledo*	W,	20-13
10-30	at UCF	L,	6-31
11-6	BALL STATE*	W,	31-21
11-13	at Central Michigan*	L,	26-29
11-20	at Northern Illinois*	L,	23-30

2000
Record: 3-8; 2-3 MAC West
Coach: Jeff Woodruff
Captains: Walter Church, Craig Cipa, Jason Short, Jeremaine Kyles, Clifton Robinson

9-2	UCONN	W,	32-25
9-9	MIAMI*	L,	17-34
9-16	at South Carolina	L,	6-41
9-23	at Temple	L,	40-49
9-30	UCF	L,	10-31
10-7	TOLEDO* #	L,	14-42
10-14	at Ball State*	L,	14-33
10-21	at Bowling Green*	L,	6-20
11-4	CENTRAL MICHIGAN*	W,	31-15
11-11	NORTHERN ILLINOIS*	W,	39-32
11-18	at Western Michigan*	L,	0-28

2001
Record: 2-9; 1-6 MAC West
Coach: Jeff Woodruff
Captains: Scott Russell, Kenny Philpot, Cory Annett

9-1	SE MISSOURI STATE	W,	16-12
9-8	at Maryland	L,	3-50
9-22	INDIANA STATE	L,	14-21
9-29	WESTERN MICHIGAN*	L,	10-31
10-6	at UCONN	L,	0-19
10-13	BALL STATE* #	L,	14-35
10-27	BUFFALO*	W,	24-20
11-3	at Northern Illinois*	L,	17-40
11-10	at Central Michigan*	L,	30-35
11-17	at Toledo*	L,	7-28
11-24	at Akron* (3OT)	L,	62-65

2002
Record: 3-9; 1-7 MAC-West
Coach: Jeff Woodruff
Captains: Jari Brown, David Lusky, Kevin Walter, Kevin Zureki

8-31	at Michigan State	L,	7-56
9-7	TOLEDO*	L,	13-65
9-14	SOUTHEAST MISSOURI ST.	W,	35-32
9-21	at Maryland	L,	3-45
9-28	SOUTHERN ILL. #(2OT)	W,	48-45
10-5	AKRON*	W,	42-34
10-12	at Ohio*	L,	27-55
10-19	at Ball State*	L,	17-42
11-2	CENTRAL MICHIGAN*	L,	21-47
11-9	at Western Michigan*	L,	31-33
11-16	NORTHERN ILLINOIS*	L,	21-49
11-23	at Bowling Green*	L,	21-63

2003
Record: 3-9; 2-6 MAC West
Coach: Jeff Woodruff; Al Lavan (three games as interim)
Captains: David Lusky, Jamie Manor, Lloyd Wilson, Kevin Zureki

8-28	EAST TENNESSEE STATE	W,	28-21
9-4	WESTERN ILLINOIS	L,	12-34
9-13	at Akron*	L,	17-24
9-20	at Navy	L,	7-39
9-27	MARYLAND	L,	13-37
10-4	WESTERN MICHIGAN*#	L,	3-31
10-11	at Toledo*	L,	14-49
10-18	BOWLING GREEN*	L,	20-33
11-1	at Central Michigan*	L,	10-38
11-8	CENTRAL FLORIDA*	W,	19-13
11-15	BALL STATE*	W,	38-14
11-22	at Northern Illinois	L,	24-38

2004
Record: 4-7; 4-4 MAC West (4th)
Coach: Jeff Genyk
Captains: Kevin Harrison, Tom Kaleita

9-2	BUFFALO*	W,	37-34
9-11	at #10 Florida	L,	10-49
9-18	TOLEDO*	L,	32-42
9-25	EASTERN ILLINOIS	L,	28-31
10-2	IDAHO #	L,	41-45
10-9	at Ball State*	W,	31-24
10-16	at Western Michigan*	W,	35-31
10-30	at Bowling Green*	L,	20-41
11-6	CENTRAL MICHIGAN*	W,	61-58
	4 Overtimes-at Ford Field in Detroit		
11-13	at Kent State*	L,	17-69
11-20	NORTHERN ILLINOIS*	L,	16-34

2005
Record: 4-7; 3-5 MAC West (6th)
Coach: Jeff Genyk
Captains: Matt Bohnet, Mike Romeli, Rontrell Woodruff

9-1	at Cincinnati	L,	26-28
9-10	LOUISIANA-LAFAYETTE	W,	31-10
9-17	at No. 14 Michigan	L,	0-55
9-24	at Central Michigan* (OT)	W,	23-20
10-1	KENT STATE*#	W,	27-20
10-8	at Toledo*	L,	3-30
10-15	at Northern Illinois*	L,	8-24
10-22	MIAMI*	L,	23-24
11-5	WESTERN MICHIGAN*	L,	36-44
	at Ford Field in Detroit		
11-12	BALL STATE*	L,	25-26
11-19	at Buffalo*	W,	38-14

2006
Record: 1-11; 1-7 MAC; West (6th)
Coach: Jeff Genyk
Captains: Eric Deslauriers, Kevin Howe

8-31	at Ball State*	L,	20-38
9-9	at Michigan State	L,	20-52
9-16	at Northwestern	L,	6-14
9-23	CENTRAL MICHIGAN* (OT)	L,	17-24
9-30	at Louisiana Lafayette	L,	14-33
10-14	at Bowling Green*	L,	21-24
10-21	TOLEDO*#	W,	17-13
10-28	at Western Michigan*	L,	15-18
11-4	OHIO*	L,	10-16
11-11	NAVY	L,	21-49
	at Ford Field in Detroit		
11-17	at Kent State*	L,	6-14
11-24	NORTHERN ILLINOIS*	L,	0-27

2007
Record: 4-8; 3-4 MAC; West (T-3rd)
Coach: Jeff Genyk
Captains: Ken Bohnet, Jason Jones, Darran Matthews, Andy Schmitt, Pierre Walker

9-1	at Pittsburgh	L,	3-27
9-8	BALL STATE*	L,	16-38
9-15	at Northern Illinois*	W,	21-19
9-22	HOWARD	W,	38-15
9-29	at Vanderbilt	L,	7-30
10-6	at Michigan	L,	22-33
10-13	at Ohio*	L,	42-48
10-19	NORTHWESTERN	L,	14-26
	at Ford Field in Detroit		
10-27	WESTERN MICHIGAN*#	W,	19-2
11-3	at Toledo*	L,	28-52
11-9	BOWLING GREEN*	L,	32-39
11-16	at Central Michigan*	W,	48-45

The team celebrated by singing the fight song following a victory during the 2012 season

2008
Record: 3-9; 2-6 MAC; West (6th)
Coach: Jeff Genyk
Captains: Daniel Holtzclaw, Tyler Jones, T.J. Lang, Andy Schmitt, Jacob Wyatt

8-28	INDIANA STATE	W,	52-0
9-6	at Michigan State	L,	10-42
9-13	TOLEDO*	L,	17-41
9-20	at Maryland	L,	24-51
9-27	NORTHERN ILLINOIS*#	L,	0-37
10-4	at Bowling Green*	W,	24-21
10-11	at Army	L,	13-17
10-18	AKRON*	L,	35-42
10-25	at No. 20/22 Ball State*	L,	16-38
11-1	at Western Michigan*	L,	10-31
11-22	at Temple*	L,	52-55
11-28	CENTRAL MICHIGAN*	W,	56-52

2009
Record: 0-12; 0-8 MAC (West (6th)
Coach: Ron English
Captains: Brandon Downs, Andy Schmitt

9-5	ARMY	L,	14-27
9-12	at Northwestern	L,	24-27
9-19	at Michigan	L,	17-45
10-3	TEMPLE* #	L,	12-24
10-10	at Central Michigan*	L,	8-56
10-17	KENT STATE*	L,	6-28
10-24	BALL STATE*	L,	27-29
10-31	at Arkansas	L,	27-63
11-5	at Northern Illinois*	L,	6-50
11-14	WESTERN MICHIGAN*	L,	14-35
11-20	at Toledo*	L,	21-47
11-27	at Akron*	L,	21-28

2010
Record: 2-10; 2-6 MAC (West (t-5th)
Coach: Ron English
Captains: By Game

9-4	ARMY	L,	27-31
9-11	at Miami*	L,	21-28
9-18	CENTRAL MICHIGAN*	L,	14-52
9-25	at No. 2/2 Ohio State	L,	20-73 !
10-2	OHIO* #	L,	17-30
10-9	at Vanderbilt	L,	6-52
10-16	at Ball State* (OT)	W,	41-38
10-23	at Virginia	L,	21-48
10-30	TOLEDO*	L	7-42
11-13	at Western Michigan*	L,	30-45
11-20	at Buffalo*	W,	21-17
11-26	NORTHERN ILLINOIS*	L,	3-71

! - OSU vacated the win due to NCAA penalty

2011
Record: 6-6; 4-4 MAC (West (t-4th)
Coach: Ron English
Captain: By Game

9-4	HOWARD	W,	41-9
9-10	ALABAMA STATE	W,	14-7
9-17	at Michigan	L,	3-31
9-24	at Penn State	L,	6-34 !
10-1	AKRON*	W,	31-23
10-8	at Toledo*	L,	16-54
10-15	at Central Michigan*	W,	35-28
10-22	WESTERN MICHIGAN*#	W,	14-10
11-5	BALL STATE*	L,	31-33
11-12	BUFFALO*	W,	30-17
11-19	at Kent State*	L,	22-28
11-25	at Northern Illinois*	L,	12-18

! - PSU vacated the win due to NCAA penalty

2012
Record 2-10; 1-7 MAC; West (6th)
Coach: Ron English
Captain: By Game

8-30	at Ball State*	L,	26-37
9-8	ILLINOIS STATE	L,	14-31
9-15	at Purdue	L,	16-54
9-22	at No. 21/20 Michigan State	L,	7-23
10-6	KENT STATE* #	L,	14-41
10-13	TOLEDO*	L,	47-52
10-20	ARMY	W,	48-38
10-27	at Bowling Green*	L,	3-24
11-1	at Ohio*	L,	14-45
11-10	CENTRAL MICHIGAN*	L,	31-34
11-17	at Western Michigan*	W,	29-23
11-23	No. 24/23 NORTHERN ILL.*	L,	7-49

2013
Record 2-10; 1-7 MAC; West (t-5th)
Coach: Ron English; Stan Parrish (three games as interim)
Captain: By Game

8-31	HOWARD	W,	34-24
9-7	at Penn State	L,	7-45
9-14	at Rutgers	L,	10-28
9-21	BALL STATE* #	L,	20-51
10-5	at Buffalo*	L,	14-42
10-12	at Army	L,	25-50
10-19	OHIO*	L,	28-56
10-26	at No. 18 Northern Illinois*	L,	20-59
11-2	at Toledo*	L,	16-55
11-9	WESTERN MICHIGAN* (OT)	W,	35-32
11-23	BOWLING GREEN*	L	7-58
11-29	at Central Michigan*	L,	10-42

The team breaks through the cinder block wall prior to coming onto the field

School Name Changes

Illinois Normal became Illinois State
Case Tech and Western Reserve merged into Case Western
NE Louisiana became UL-Monroe
Iowa St. Teachers became Northern Iowa
Detroit J.C. and Detroit City College became Wayne State
Oshkosh State became Wisconsin-Oshkosh

Legend for Through the Years

Home Games in ALL CAPS
^ Interstate Intercollegiate Athletic Conference (IIAC) game
* Mid-American Conference (MAC) game
@ President's Athletic Conference (PAC) game
& Michigan Intercollegiate Athletic Association game
% Michigan Collegiate Conference game
# Homecoming

2014
Record 2-10; 1-7 MAC; West (6th)
Coach: Chris Creighton
Captain: Pudge Cotton, Lincoln Hansen, Pat O'Connor

8-30	MORGAN STATE	W,	31-28
9-6	at Florida	L,	0-65
9-13	at Old Dominion	L,	3-17
9-20	at No. 11 Michigan State	L,	14-73
10-4	at Akron*	L,	6-31
10-11	BUFFALO* #	W,	37-27
10-18	at Massachusetts	L,	14-36
10-25	NORTHERN ILLINOIS*	L,	17-28
11-1	CENTRAL MICHIGAN*	L,	7-38
11-15	at Western Michigan*	L,	7-51
11-22	at Ball State*	L,	30-45
11-28	TOLEDO*	L,	16-52

2015
Record 1-11; 0-8 MAC; West (6th)
Coach: Chris Creighton
Captain: Pat O'Connor, Great Ibe, Anthony Zappone, Andrew Wylie, Dustin Creel, Dylan Mulder

9-5	OLD DOMINION	L,	34-38
9-12	at Wyoming	W,	48-29
9-19	BALL STATE*	L,	17-28
9-26	ARMY	L,	36-58
10-3	at No. 9 LSU	L,	24-44
10-10	AKRON* #	L,	21-47
10-17	at No. 22 Toledo*	L,	20-63
10-24	at Northern Illinois*	L,	21-49
10-29	WESTERN MICHIGAN*	L,	28-58
11-7	at Miami*	L,	13-28
11-14	MASSACHUSETTS*	L,	17-28
11-27	at Central Michigan*	L,	28-35

2016
Record 7-5; 4-4 MAC; West (4th)
Coach: Chris Creighton
Captain: Pat O'Connor, Cole Gardner, Mike Brown Shaq Vann

9-2	MISSISSIPPI VALLEY ST.	W,	61-14
9-10	at Missouri	L,	21-61
9-17	at Charlotte	W,	37-19
9-23	WYOMING	W,	27-24
10-1	at Bowling Green*	W,	28-25
10-8	TOLEDO* #	L,	20-35
10-15	at Ohio*	W,	27-20
10-22	at No. 20/20 Western Mich.*	L,	31-45
10-29	MIAMI*	L,	15-28
11-8	at Ball State*	W,	48-41
11-16	NORTHERN ILLINOIS* (OT)	L,	24-31
11-22	CENTRAL MICHIGAN*	W,	26-21

EMU's Non-Conference Wins Since 1976

10-09-1976	ARKANSAS STATE	W,	32-30
09-24-1977	McNEESE STATE	W,	9-7
10-29-1977	at Akron	W,	42-28
11-05-1977	at North Carolina A&T	W,	21-20
11-12-1977	ILLINOIS STATE	W,	41-28
09-23-1978	INDIANA STATE	W,	27-8
10-14-1978	AKRON	W,	25-14
09-01-1979	at Northern Michigan	W,	21-7
09-03-1983	MARSHALL	W,	7-3
09-07-1985	YOUNGSTOWN STATE	W,	27-22
09-13-1986	at Youngstown State	W,	18-17
09-20-1986	AKRON	W,	24-21
09-05-1987	YOUNGSTOWN STATE	W,	35-20
10-3-1987	NORTHERN ILLINOIS	W,	32-31
12-10-1987	vs. San Jose State+	W,	30-27
09-10-1988	at Youngstown State	W,	17-12
09-09-1989	YOUNGSTOWN STATE	W,	14-3
9-18-1993	WESTERN ILLINOIS	W,	16-14
9-16-1995	UNLV	W,	51-6
10-18-1997	AKRON^	W,	45-0
09-02-2000	UCONN	W,	32-25
09-01-2001	SE MISSOURI STATE	W,	16-12
09-14-2002	SOUTHEAST MISSOURI ST.	W,	35-32
09-28-2002	SOUTHERN ILL. (2OT)	W,	48-45
08-28-2003	EAST TENNESSEE STATE	W,	28-21
09-10-2005	LOUISIANA-LAFAYETTE	W,	31-10
09-22-2007	HOWARD	W,	38-15
08-28-2008	INDIANA STATE	W,	52-0
09-04-2011	HOWARD	W,	41-9
09-10-2011	ALABAMA STATE	W,	14-7
10-20-2012	ARMY	W,	48-38
08-31-2013	HOWARD	W,	34-24
08-30-2014	MORGAN STATE	W,	31-28
09-12-2015	at Wyoming	W,	48-29
09-02-2016	MISSISSIPPI VALLEY	W,	61-14
09-17-2016	at Charlotte	W,	37-19
09-23-2016	WYOMING	W,	27-24

EMU's Non-Conference Road Wins Since 1976

10-29-1977	at Akron	W,	42-28
11-05-1977	at North Carolina A&T	W,	21-20
09-01-1979	at Northern Michigan	W,	21-7
09-13-1986	at Youngstown State	W,	18-17
09-10-1988	at Youngstown State	W,	17-12
09-12-2015	at Wyoming	W,	48-29
09-17-2016	at Charlotte	W,	37-19

Schedule Notes

+ California Bowl (Frenso, Calif.)
Akron joined the MAC in 1992
Marshall was in the MAC from 1954-69 and 1997-2005
^ - a non-MAC contest vs. Akron
Northern Illinois left the MAC in 1986 and rejoined in 1997
The FBS (I-A)/FCS (I-AA) split occurred in 1978

Consecutive Games with a Rushing Touchdown (since 1972)

6	Anthony Sherrell	2003
5	Anthony Sherrell	2004
5	Ime Akpan	2001-02
5	Perry Foster	1989
5	Darius Jackson	2015
4	Ime Akpan	2002
4	Mike Scott	1996
4	Steve Raklovits	1977
4	Mike Strickland	1973
4	Don Madden	1972
3	Bronson Hill	2012
3	Dwayne Priest	2010
3	Dwayne Priest	2009
3	Terrence Belvins	2008
3	Pierre Walker	2007
3	Ime Akpan	2002
3	Savon Edwards	1997
3	Steven Whitfield	1994
3	Gary Patton	1987
3	Gary Patton	1985
3	Clarence Champman	1975

1987 - CALIFORNIA BOWL - EMU 30, SAN JOSE STATE 27

December 12, 1987 — Bulldog Stadium
Fresno, Calif. — 24,000

Eastern Michigan	10	7	0	13	- **30**
San Jose State	7	7	7	6	- **27**

There were few observers that gave the Eastern Michigan University football team any chance of winning a battle with San Jose State University at the 1987 California Bowl.

In fact, the oddsmakers made the Big West Champion Spartans of San José State a 17-point favorite in the matchup with Mid-American Conference champion Eastern Michigan.

But Head Coach Jim Harkema's "Road Warriors" proved that desire and determination could overcome those odds as Eastern recorded a thrilling 30-27 victory.

The EMU offense ground out 212 yards rushing, including 130 yards from MVP Gary Patton in the win. The EMU defense also rose to the occasion, holding San Jose State to 81 yards rushing.



The 1987 Eastern Michigan Football Squad

SCORING SUMMARY

EMU	1st	9:39	Bob Foster 1-yard run (Tim Henneghan PAT)
SJS	1st	7:19	Kenny Jackson 6-yard run (S. Olivarez PAT)
EMU	1st	1:51	Tim Henneghan 42-yard field goal
EMU	2nd	9:00	Bob Foster 1-yard run (Tim Henneghan PAT)
SJS	2nd	1:20	Bill Klump 1-yard pass from James Saxon (Sergio Olivarez PAT)
SJS	3rd	2:43	Johnny Johnson 12-yard pass from Mike Perez (Sergio Olivarez PAT)
EMU	4th	14:55	Gary Patton 15-yard run (Kick failed)
SJS	4th	9:36	James Saxon 16-yard run (Pass failed)
EMU	4th	3:59	Craig Ostrander 32-yard pass from Ron Adams (Tim Henneghan PAT)

1971 - PIONEER BOWL - LOUISIANA TECH 14, EMU 3



The 1971 Eastern Michigan Football Squad

Eastern Michigan	0	3	0	0	- **3**
Louisiana Tech	7	0	7	0	- **14**

SCORING SUMMARY

LT	1st	Glen Berteau 17-yard pass from Ken Lantrip (Russell Bates PAT)
EMU	2nd	Jackson Nunn 22-yard field goal
LT	3rd	Wenford Wilborn 91-yard punt return (Russell Bates PAT)

December 11, 1971 — Memorial Stadium
Wichita Falls, Texas — 8,156

Eastern Michigan's first-ever postseason bowl appearance would be a real challenge as the then-Hurons, ranked No. 3 in the NCAA-College Division national poll, would face off against a Louisiana Tech squad that was the No. 5 squad in the country, in the first Pioneer Bowl in Wichita Falls, Texas.

Head Coach Dan Boisture's squad entered the bowl game as one of the top defensive clubs in the country, allowing just one touchdown in the final five games of the 1971 season.

While the defensive team was prepared for the bowl game, the offensive unit was trying to patch together an offensive backfield that had been crippled by injuries late in the season.

Larry Ratcliff, Eastern's standout tailback, suffered a season-ending knee injury in the seventh game of the season, Oct. 30 against Northern Michigan. Ratcliff's backup, Don Madden, was also sidelined with an injury, leaving the vaunted EMU rushing game looking for a leader.

Seldom-used tailback Tim Packrall stepped in and rushed for a game-high 122 yards on 31 carries but the EMU offense could muster just one score, a 22-yard field goal by Jackson Nunn.

Louisiana Tech added a 91-yard punt return by Wenford Wilborn in the third quarter and the Bulldogs went on to post a 14-3 victory.

That loss was the lone defeat for EMU on the way to a 7-1-2 overall mark in 1971.

Coaches and Season Records

YEAR	W	L	T	PCT	PF	PA	COACH	CAPTAIN
1891	0	2	0	.000	4	64	James M. Swift	Unknown
1892	2	1	0	.666	36	30	Deane W. Kelly	James M. Swift
1893	4	2	0	.666	116	94	Ernest P. Goodrich	James M. Swift
1894	5	2	0	.833	176	70	Verne S. Bennett	Charles D. Livingston
1895	3	3	0	.500	119	54	Marcus D. Cutler	Benjamin J. Watters
1896	4	1	0	.800	110	18	Fred W. Green	Benjamin J. Watters
1897	2	3	0	.400	36	62	A.Bird Glaspie	George L. Wilson
1898	1	5	2	.250	19	100	Enoch C. Thorne	Fred Q. Gorton
1899	1	1	1	.500	29	23	Dwight G. Watson	George L. Wood
1900	0	4	0	.000	0	81	Clayton T. Teetzel	Austin Jones
1901	3	5	0	.375	58	167	Clayton T. Teetzel	Phillip Dennis
1902	1	5	1	.214	43	125	Clayton T. Teetzel	Fred Belland
1903	4	4	0	.500	78	88	Hunter Forest	Guy E. Bates
1904	6	2	0	.750	121	159	Daniel H. Lawrence	Sherman R. Wilson
1905	4	4	0	.500	81	157	Daniel H. Lawrence	William Braley
1906	5	0	1	.917	52	11	Henry F. Schulte	Leroy N. Brown
1907	3	2	0	.600	72	13	Henry F. Schulte	Ashley P. Merrill
1908	1	4	0	.200	15	40	Henry F. Schulte	Curry S. Hicks
1909	2	4	0	.333	44	45	Clare S. Hunter	Allen F. Sherzer
1910	0	5	1	.083	11	68	Curry S. Hicks	Carleton H. Runciman
1911	3	4	0	.429	43	71	Dwight L. Wilson	Guy A. Durgan
1912	4	2	1	.646	83	45	Leroy M. Brown	S.B. Crouse
1913	2	3	1	.417	44	72	Leroy M. Brown	S.B. Crouse
1914	3	2	1	.583	72	46	Dr.Thomas Ransom	William A. Kishigo
1915	4	2	1	.642	154	25	Elmer D. Mitchell	John B. Hartman
1916	1	2	1	.375	18	33	Elmer D. Mitchell	Andrus Wilson
1917	3	4	0	.429	111	80	Elton Rynearson	Alex J. Longnecker
1918	1	2	0	.333	26	31	Lynn Bell	Malcolm J. MacGregor
1919	4	2	1	.643	73	44	Elton J. Rynearson	Clair V. Langton
1920	6	2	0	.750	132	86	Elton J. Rynearson	William Hansor
1921	3	3	0	.500	82	50	Joseph McCulloch	William E. Foy
1922	3	2	2	.517	31	28	Joseph McCulloch	Percy R. Pray
1923	2	5	1	.357	55	104	James M. Brown	Malcolm I. Dickie
1924	2	5	1	.357	46	69	James M. Brown	Elwood A. Watson
1925	8	0	0	1.000	106	6	Elton J. Rynearson	Phillip H. Teufer
1926	6	1	0	.857	113	12	Elton J. Rynearson	Harry N. Ockerman
1927	8	0	0	1.000	186	13	Elton J. Rynearson	Kenneth J. Matheson
1928	7	1	0	.875	233	43	Elton J. Rynearson	Raymond L. Stites
1929	5	1	2	.750	156	45	Elton J. Rynearson	Wilbur L. Gunnerson
1930	6	1	0	.857	145	14	Elton J. Rynearson	Paul D. Shoemaker
1931	3	2	1	.583	98	54	Elton J. Rynearson	Ken Hawk
1932	5	2	0	.714	145	31	Elton J. Rynearson	Carl J. Simmons
1933	6	2	0	.750	115	71	Elton J. Rynearson	Carl Bowman
1934	5	2	0	.714	109	79	Elton J. Rynearson	Charles H. Earl
1935	4	2	2	.625	43	41	Elton J. Rynearson	Robert W. Jarosch Homer H. Parker
1936	6	2	0	.750	76	53	Elton J. Rynearson	Christopher Wilson
1937	5	2	1	.688	156	59	Elton J. Rynearson	August R. DeFroscia
1938	6	1	1	.812	166	36	Elton J. Rynearson	George J. Miller Fred J. Gruber
1939	3	3	1	.500	68	64	Elton J. Rynearson	Joseph V. Pokrywka
1940	1	5	1	.214	34	125	Elton J. Rynearson	Walter Siera
1941	0	5	2	.143	12	65	Elton J. Rynearson	Andy L. Newlands
1942	3	3	1	.500	64	81	Elton J. Rynearson	Lowell W. Beach Charles Nemeth
1943	2	0	0	1.000	28	0	Elton J. Rynearson	William R. Nuse John G. Baker
1944	No Team							
1945	5	0	1	.917	45	13	Elton J. Rynearson	Bernard T. Dyer
1946	3	4	1	.437	65	80	Elton J. Rynearson	James F. Walton
1947	1	6	0	.143	29	106	Elton J. Rynearson	Charlie H. Lane
1948	3	5	0	.375	66	114	Elton J. Rynearson	Claire E. Ebersole
1949	0	8	0	.000	67	187	Harry N. Ockerman	Jack B. Van Wagoner Theodore D. Bott
1950	3	6	0	.333	123	194	Harry N. Ockerman	James R. Wichterman
1951	4	5	0	.444	186	183	Harry N. Ockerman	Kenneth H. Wegner
1952	5	3	1	.611	154	146	Fred D. Trosko	Christ Armelagos
1953	7	1	1	.833	212	105	Fred D. Trosko	Robert L. Boyd
1954	8	1	0	.888	210	67	Fred D. Trosko	Nicholas Manych
1955	7	2	0	.778	138	70	Fred D. Trosko	Barry C. Basel
1956	4	4	0	.500	158	84	Fred D. Trosko	Thomas McCormick
1957	6	3	0	.667	237	127	Fred D. Trosko	Dr. Walter Gerald Brown
1958	4	5	0	.444	108	88	Fred D. Trosko	Chares J. Shonta
1959	1	7	0	.125	50	217	Fred D. Trosko	Dave L. Longridge
1960	0	8	1	.055	38	230	Fred D. Trosko	Alfred E. Iverson
1961	0	8	1	.055	49	171	Fred D. Trosko	Norm Jacobs, Don Drinkhahn
1962	2	5	0	.286	84	104	Fred D. Trosko	Al Vadasy, Leroy Fahle
1963	2	6	0	.250	96	201	Fred D. Trosko	Dempster Ross, Terry Hurley
1964	4	3	0	.571	110	73	Fred D. Trosko	George Hanoian, Bill MacGillivray Head, Ed Mass
1965	3	4	1	.437	125	129	Jerry Raymond	Jim Hadley, Hildred Lewis
1966	5	3	1	.611	100	87	Jerry Raymond	Jonas Halonen,Lonny
1967	6	3	0	.666	173	77	Dan Boisture	Ron Arnold, Bob Edelbrock
1968	8	2	0	.800	248	91	Dan Boisture	Ivory Hood, John Schmidt
1969	5	4	0	.555	255	106	Dan Boisture	Bob Lints, Gary Matsche
1970	7	2	1	.750	237	109	Dan Boisture	Pete Kalogeras, Mike Yankee
1971	7	1	2	.800	228	85	Dan Boisture	Dave Pureifory
1972	6	4	0	.600	202	162	Dan Boisture	Darrell Mossburg, Bill Dulac
1973	6	4	0	.600	265	190	Dan Boisture	David Boone, Jim Grace
1974	4	6	1	.409	143	178	George Mans	John Banaszak, Mike Nally
1975	4	6	0	.400	198	171	George Mans	Ric Franz, Rod Luplow
1976	2	9	0	.182	132	355	Ed Chlebek	Rod Slater, Darrion Price
1977	8	3	0	.727	239	195	Ed Chlebek	Al Slamer, Ron Johnson Terry Butz
1978	3	7	0	.300	122	238	Mike Stock	Rollie Hansen, Gordon Skotarczyk Tom Williams
1979	2	8	1	.227	113	236	Mike Stock	Doug Crisan, Kevin Wilkinson
1980	1	9	0	.100	81	322	Mike Stock	Brian Cotton, Scott Davis
1981	0	11	0	.000	88	338	Mike Stock	Mike Price Kahle Strickland
1982	1	9	1	.136	85	205	Mike Stock	Chris Babini
	0	3	0	.000	19	98	(3 games)	David Marshall
	1	6	1	.188	66	107	Bob LaPointe (8 games)	
1983	1	10	0	.091	134	276	Jim Harkema	(By Game)
1984	2	7	2	.272	151	221	Jim Harkema	(By Game)
1985	4	7	0	.364	188	252	Jim Harkema	(By Game)
1986	6	5	0	.545	222	228	Jim Harkema	(By Game)
1987	10	2	0	.833	343	237	Jim Harkema	(By Game)
1988	6	3	1	.650	173	200	Jim Harkema	(By Game)
1989	7	3	1	.682	252	196	Jim Harkema	(By Game)
1990	2	9	0	.182	179	311	Jim Harkema	(By Game)
1991	3	7	1	.318	144	232	Jim Harkema	(By Game)
1992	1	10	0	.000	117	336	Jim Harkema	(By Game)
	0	4	0	.000	47	127	(4 games)	
	1	6	0	.143	70	209	Jan Quarless (7 gms)	(By Game)
1993	4	7	0	.364	163	220	Ron Cooper	(By Game)
1994	5	6	0	.455	247	285	Ron Cooper	(By Game)
1995	6	5	0	.546	363	335	Rick Rasnick	Steve Clay, Kevin Kwiatkowski, Reese McCaskill, Barry Stokes
1996	3	8	0	.273	210	284	Rick Rasnick	Charlie Batch, Matt Gregory, Kevin Kwiatkowski
1997	4	7	0	.364	329	352	Rick Rasnick	Charlie Batch, Jermaine Brooks, Lional Dalton, Savon Edwards
1998	3	8	0	.273	216	309	Rick Rasnick	L.J. Shelton, Justin Ventura, Derek Vitatoe
1999	4	7	0	.363	239	338	Rick Rasnick	Walter Church,
	4	6	0	.400	216	308	(10 games)	Donald McCall,
	0	1	0	.000	23	30	Tony Lombardi(1 gm)	Ashley Travis, Tom Michel, Brandon Campbell
2000	3	8	0	.273	209	350	Jeff Woodruff	Walter Church, Craig Cipa, Jason Short, Jeremaine Kyles,Clifton Robinson
2001	2	9	0	.181	197	356	Jeff Woodruff	Cory Annett, Kenny Philpot, Scott Russell
2002	3	9	0	.250	286	566	Jeff Woodruff	Jari Brown,Dave Lusky, Kevin Walter, Kevin Zureki
2003	3	9	0	.250	205	371	Jeff Woodruff	David Lusky, Jamie Manor
	1	8	0	.111	124	306	(9 games)	Lloyd Wilson, Kevin Zureki
	2	1	0	.667	81	65	Al Lavan (3 games)	
2004	4	7	0	.364	328	458	Jeff Genyk	Kevin Harrison, Tom Kaleita
2005	4	7	0	.364	240	295	Jeff Genyk	Matt Bohnet, Mike Romeli, Rontrell Woodruff
2006	1	11	0	.083	167	322	Jeff Genyk	Kevin Howe, Eric Deslauriers
2007	4	8	0	.333	290	374	Jeff Genyk	Ken Bohnet, Jason Jones, Darran Matthew, Andy Schmitt, Pierre Walker
2008	3	9	0	.250	309	427	Jeff Genyk	Daniel Holtzclaw, Tyler Jones, T.J. Lang, Andy Schmitt, Jacob Wyatt
2009	0	12	0	.000	197	459	Ron English	Brandon Downs, Andy Schmitt
2010	2	10	0	.167	228	527	Ron English	(By Game)
2011	6	6	0	.500	255	292	Ron English	(By Game)
2012	2	10	0	.167	200	264	Ron English	(By Game)
2013	2	10	0	.167	226	542	Ron English	(By Game)
	1	8	0	.111	174	410	(9 games)	(By Game)
	1	2	0	.333	52	132	Stan Parrish (3 games)	
2014	2	10	0	.167	182	491	Chris Creighton	Pudge Cotton, Lincoln Hansen, Pat O'Connor
2015	1	11	0	.083	305	505	Chris Creighton	Pat O'Connor, Great Ibe, Anthony Zappone, Andrew Wylie, Dustin Creel, Dylan Mulder
2016	7	5	0	.583	365	364	Chris Creighton	Pat O'Connor, Cole Gardner, Mike Brown Shaq Vann
Totals	**448**	**581**	**47**	**.438**	**17,106**	**20,596**		

(Ties count as 1/2 won, 1/2 lost)

Lloyd Olds, Elton J. Rynearson and Bingo Brown at the 1963 Football Bust



Jim Harkema guided the EMU team to victory in the 1987 California Bowl. Harkema was selected to the EMU Athletic Hall of Fame in 1999.

While not an EMU head coach, Hall of Fame coach Lloyd Carr spent two years in Ypsilanti as an assistant coach on Head Coach Ed Chlebek's staff. Carr coached defensive backs in 1976 and linebackers in 1977.

Carr retired from the University of Michigan after the 2007 season and recorded a 122-40 record during his 13 seasons as the Wolverines' head man.

All-Time Coaches' Records

NAME	YEARS	SEA.	W	L	T	PCT	PF	PA
James M. Swift	1891	1	0	2	0	.000	4	64
Deane W. Kelley	1892	1	2	1	0	.666	36	30
Ernest Goodrich	1893	1	4	2	0	.666	116	94
Verne S. Bennett	1894	1	5	2	0	.714	176	70
Marcus Cutler	1895	1	3	3	0	.500	119	54
Fred Green	1896	1	4	1	0	.800	110	18
A. Bird Glaspie	1897	1	2	3	0	.400	36	62
Enoch C. Thorne	1898	1	1	5	2	.250	19	100
Dwight Watson	1899	1	1	1	1	.500	29	44
Clayton T. Teetzel	1900-1902	3	4	14	1	.236	101	373
Hunter Forest	1903	1	4	4	0	.500	78	88
Daniel H. Lawrence	1904-1905	2	10	6	0	.571	202	316
Henry F. Schulte	1906-1908	3	9	6	1	.594	139	64
Clare Hunter	1909	1	2	4	0	.333	44	45
Curry Hicks	1910	1	0	5	1	.083	11	68
Dwight Wilson	1911	1	3	4	0	.429	43	71
Leroy Brown	1912-1913	2	6	5	2	.462	127	117
Dr. Thomas Ransom	1914	1	3	2	1	.500	72	46
Elmer C. Mitchell	1915-1916	2	5	4	2	.455	172	58
Elton J. Rynearson	1917, 1919-1920 1925-1948	26	114	58	15	.648	2,574	1,415
Lynn Bell	1918	1	1	2	0	.333	26	35
Joseph McCulloch	1921-1922	2	6	5	2	.462	113	78
James Brown	1923-1924	2	4	10	2	.250	101	173
Harry Ockerman	1949-1951	3	7	19	0	.269	376	564
Fred Trosko	1952-1964	13	50	56	4	.455	1,644	1,683
Jerry Raymond	1965-1966	2	8	7	2	.529	225	216
Dan Boisture	1967-1973	7	45	20	3	.662	1,608	820
George Mans	1974-1975	2	8	12	1	.381	341	349
Ed Chlebek	1976-1977	2	10	12	0	.478	371	550
Mike Stock	1978-1982	5	6	38	1	.127	423	1,232
Bob LaPointe	1982 (8 games)	(1)	1	6	1	.188	66	107
Jim Harkema	1983-1992	10	41	57	5	.422	1,835	2,280
Jan Quarless	1992 (7 games)	(1)	1	6	0	.143	70	209
Ron Cooper	1993-1994	2	9	13	0	.409	410	506
Rick Rasnick	1995-1999	5	20	34	0	.370	1,334	1,588
Tony Lombardi	1999 (1 game)	(1)	0	1	0	.000	23	30
Jeff Woodruff	2000-2003	4	9	34	0	.209	816	1,578
Al Lavan	2003 (3 games)	(1)	2	1	0	.667	81	65
Jeff Genyk	2004-2008	5	16	42	0	.276	1,420	1,890
Ron English	2009-13	5	11	46	0	.193	1.101	2,139
Stan Parrish	2013 (3 games)	(1)	1	2	0	.333	52	132
Chris Creighton	2014-Present	3	10	26	0	.278	852	1,360
TOTALS		**125**	**448**	**581**	**47**	**.438**	**17,106**	**20,596**

Dan Boisture (center) directed the EMU football team for seven seasons (1967-73). Boisture was named to the EMU Athletic Hall of Fame in 2005.

SEASON TOTAL OFFENSE LEADERS SINCE 1952

Year	Name	Yards
1952	Bob Middlekauff	540
1953	Bob Middlekauff	675
1954	Bob Middlekauff	934
1955	Tom McCormick	461
1956	Kerry Keating	417
1957	Kerry Keating	563
1958	John Kubiak	410
1959	Dave Longridge	517
1960	Bill Yanis	388
1961	George Beaudette	703
1962	Tom Prieur	878
1963	Donald Oboza	784
1964	William MacGillivray	772
1965	Edward Mass	776
1966	Lonny Head	455
1967	John Vaccarelli	754
1968	Arnold Fontes	908
1969	Donald Stewart	1,144
1970	Larry Ratcliff	1,011
1971	Larry Ratcliff	1,188
1972	Mike Strickland	924
1973	Mike Strickland	1,105
1974	Mike Strickland	1,203
1975	Clarence Chapman	634
1976	Steve Raklovits	908
1977	Steve Raklovits	2,138
1978	Bert Beaney	862
1979	Scott Davis	1,864
1980	Scott Davis	1,089
1981	J.F. Green	1,197
1982	Steve Coulter	1,292
1983	Steve Coulter	1,886
1984	Robert Gordon	1,036
1985	Ron Adams	967
1986	Ron Adams	2,045
1987	Ron Adams	1,952
1988	Tom Sullivan	1,534
1989	Tom Sullivan	1,858
1990	Shane Jackson	1,454
1991	Kwame McKinnon	1,168
1992	Kwesi Ramsey	834
1993	Michael Armour	1,359
1994	Michael Armour	1,637
1995	Charlie Batch	3,229
1996	Walter Church	1,900
1997	Charlie Batch	3,390
1998	Walter Church	2,555
1999	Walter Church	1,937
2000	Walter Church	2,236
2001	Kainoa Akina	1,681
2002	Troy Edwards	2,667
2003	Anthony Sherrell	1,531
2004	Matt Bohnet	3,231
2005	Matt Bohnet	2,431
2006	Andy Schmitt	1,216
2007	Andy Schmitt	1,892
2008	Andy Schmitt	2,815
2009	Alex Gillett	1,247
2010	Alex Gillett	2,399
2011	Alex Gillett	1,927
2012	Tyler Benz	1,630
2013	Tyler Benz	1,501
2014	Reginald Bell	1,859
2015	Brogan Roback	2,351
2016	**Brogan Roback**	**2,589**



Don Oboza (1961-63) led EMU in total offense during the 1963 season.

Steve Raklovits (1973-77) goes down the line against Central Michigan. Raklovits ranks fourth on EMU's career total offense chart at 3,558 yards, including 2,138 during the 1977 season.

TOTAL PLAYS (PASS AND RUSH)

Game

Tot.	Name	Date	Opponent
89	Andy Schmitt	11-28-08	vs. Central Michigan
83	Andy Schmitt	11-22-08	at Temple
79	**Brogan Roback**	**11-8-16**	**at Ball State**
70	Charlie Batch	10-28-95	at Toledo
67	Charlie Batch	11-4-95	at Miami
67	Walter Church	10-19-96	at Central Michigan
67	Reginald Bell	11-22-14	at Ball State
66	Matt Bohnet	9-24-05	at Central Michigan
65	Matt Bohnet	9-10-04	vs. Toledo
64	Matt Bohnet	11-5-05	vs. Western Michigan
61	Kyle McMahon	10-19-07	vs. Northwestern
60	Charlie Batch	10-7-95	vs. Central Michigan
60	Walter Church	9-3-98	vs. Northern Iowa
60	Kainoa Akina	11-10-01	at Central Michigan
59	Walter Church	10-10-98	vs. Central Michigan
59	Reginald Bell	10-25-14	at UMass
57	Charlie Batch	11-1-97	vs. Western Michigan
57	Walter Church	11-13-99	at Central Michigan
57	Matt Bohnet	10-30-04	at Bowling Green
57	Matt Bohnet	11-6-04	vs. Central Michigan
56	Steve Coulter	11-12-83	vs. Miami
56	Kainoa Akina	11-24-01	at Akron
55	Matt Bohnet	9-10-05	vs. UL-Lafayette
54	Walter Church	10-9-99	vs. Western Michigan
54	Troy Edwards	11-16-02	vs. Northern Illinois
54	Chinedu Okoro	9-13-03	at Akron
54	Matt Bohnet	10-20-04	vs. Idaho
54	Matt Bohnet	10-1-05	vs. Kent State
54	Tyler Jones	10-14-06	at Bowling Green
53	Walter Church	10-12-96	vs. Miami
53	Walter Church	9-18-99	at Miami
53	Kainoa Akina	10-13-01	vs. Ball State
53	Matt Bohnet	10-9-04	at Ball State
53	Andy Schmitt	11-11-06	vs. Navy
53	Alex Gillett	10-16-10	at Ball State
52	Walter Church	11-02-96	vs. Ball State
52	Charlie Batch	9-27-97	at Central Michigan
52	Walter Church	9-23-00	at Temple
52	Walter Church	11-11-00	vs. Northern Illinois
52	Andy Schmitt	10-25-08	at Ball State
52	Alex Gillett	11-14-09	vs. Western Michigan
51	Steve Raklovits	10-22-77	vs. Kent State
51	Michael Armour	9-18-93	vs. Western Illinois
51	Charlie Batch	9-13-97	at Toledo
51	Charlie Batch	9-20-97	vs. Kent State
51	Charlie Batch	11-15-97	at UCF
51	Kainoa Akina	10-6-01	at UConn
50	Chinedu Okoro	9-4-03	vs. Western Illinois
50	Andy Schmitt	9-23-06	vs. Central Michigan
50	Andy Schmitt	9-30-06	at Louisiana Lafayette
50	**Brogan Roback**	**11-16-16**	**vs. Northern Illinois**
50	**Brogan Roback**	**10-22-16**	**at Western Michigan**
49	Walter Church	9-9-00	vs. Miami
49	Alex Gillett	11-27-09	at Akron
48	Charlie Batch	10-4-97	vs. Ohio
48	Charlie Batch	11-8-97	at Northern Illinois
48	**Brogan Roback**	**10-29-16**	**vs. Miami**
48	**Brogan Roback**	**11-22-16**	**vs. Central Michigan**
47	Accomplished seven times		



George Beaudette (1960-61) led EMU in total offense in 1961 and passing yardage during the 1960 and 1961 seasons.

Season

Tot.	Name	Year
534	Matt Bohnet	2004
519	Charlie Batch	1997
482	Charlie Batch	1995
474	Andy Schmitt	2008
455	Troy Edwards	2002
429	Matt Bohnet	2005
426	Walter Church	1996
426	Walter Church	2000
408	Alex Gillett	2010
406	Walter Church	1998
399	Walter Church	1999
383	**Brogan Roback**	**2016**
379	Brogan Roback	2015
370	Steve Coulter	1983
367	Alex Gillett	2011
351	Kainoa Akina	2001
338	Anthony Sherrell	2003
333	Steve Raklovits	1977
329	Ron Adams	1986
322	Andy Schmitt	2007
321	J.F. Green	1981
320	Andy Schmitt	2006
317	Reginald Bell	2014
313	Scott Davis	1979
306	Tom Sullivan	1989
302	Ron Adams	1987
298	Chinedu Okoro	2003
287	Michael Armour	1994
285	Shane Jackson	1990
284	Stephen Whitfield	1994
282	Mike Strickland	1974
279	Tyler Benz	2012
266	Scott Davis	1980
266	Tom Sullivan	1988
265	Kwame McKinnon	1991
263	Robert Gordon	1984
263	Perry Foster	1989
262	Steve Coulter	1982
261	Tyler Benz	2013
259	Michael Armour	1993
248	Gary Patton	1987
246	Bobby Windom	1977
241	Tyler Jones	2006
240	Steve Raklovits	1976

Career

Tot.	Name	Years
1,657	Walter Church	96-00
1,210	Andy Schmitt	2006-09
1,179	Charle Batch	94-97
1,166	Alex Gillett	2009-12
958	**Brogan Roback**	**2013-Pres.**
896	Ron Adams	84-87
735	Steve Raklovits	73-77
707	Gary Patton	84-87
700	Scott Davis	78-81
674	Matt Bohnet	2004-05
665	Mike Strickland	72-74
662	Steve Coulter	81-83
635	Anthony Sherrell	2002-05
630	Ricky Calhoun	80-83
618	Troy Edwards	99-02
582	Tom Sullivan	86-89
568	Michael Armour	93-95
542	Tyler Benz	2011-13
518	Robert Gordon	82-85
502	Stephen Whitfield	91-94
500	Bob Middlekauff	51-54
498	Dwayne Priest	2007-10
484	Bobby Windom	75-78
481	Doug Crisan	76-79
478	Larry Ratcliff	69-71
471	Jerry Mucha	73-76
429	Don Stewart	68-69
421	Bronson Hill	2011-14
419	Tyler Jones	2005-08
415	Reginald Bell	2014-Pres.
402	Steve Raklovits	73-76
351	Kainoa Akina	2001
331	Shane Jackson	88-91
321	J.F. Green	1981
321	Darius Jackson	2012-15
320	Bob Foster	85-88
317	Savon Edwards	94-97
317	Kyle McMahon	2007-09
314	Pierre Walker	200-06
310	Eddie Nwagbaraocha	90-93
308	Kwame McKinnon	91-92
304	Don Oboza	61-63
298	Mike Yankee	67-70
298	Chinedu Okoro	2002-03

Doug Crisan (1976-79) totaled 1,886 career yards from the fullback position. He ranks ninth on EMU's career rushing chart.

GAME TOTAL OFFENSE (YARDS)

Tot.	Name	Date	Opponent
554	Andy Schmitt	11-28-08	vs. Central Michigan
510	Reginald Bell	11-22-14	at Ball State
509	**Brogan Roback**	**11-8-16**	**at Ball State**
504	Andy Schmitt	11-22-08	at Temple
469	Charlie Batch	10-11-97	vs. Ball State
466	Charlie Batch	11-1-97	vs. Western Michigan
455	Charlie Batch	10-28-95	at Toledo
444	Alex Gillett	10-16-10	at Ball State
433	Matt Bohnet	9-24-05	at Central Michigan
430	Walter Church	10-17-98	at Western Michigan
426	Matt Bohnet	10-9-04	at Ball State
406	Matt Bohnet	9-18-04	vs. Toledo
404	Walter Church	10-19-96	at Central Michigan
403	**Brogan Roback**	**11-22-16**	**vs. Central Michigan**
401	Matt Bohnet	11-5-05	vs. Western Michigan
393	Kainoa Akina	11-24-01	at Akron
392	Charlie Batch	9-23-95	vs. Ohio
392	Charlie Batch	11-4-95	at Miami
385	Troy Edwards	10-5-02	vs. Akron
385	Tyler Benz	10-20-12	vs. Army
379	Michael Armour	9-18-93	vs. Western Illinois
379	Charlie Batch	10-7-95	vs. Central Michigan
373	Alex Gillett	11-13-10	at Western Michigan
368	Walter Church	11-11-00	vs. Northern Illinois
368	**Brogan Roback**	**10-15-16**	**at Ohio**
365	Matt Bohnet	10-30-04	at Bowling Green
364	Matt Bohnet	11-6-04	vs. Central Michigan
356	Walter Church	9-23-00	at Temple
354	Charlie Batch	11-18-95	at Kent State
352	**Brogan Roback**	**10-22-16**	**at Western Michigan**
351	Walter Church	10-3-98	at Kent State
348	Matt Bohnet	9-10-05	vs. Louisiana Lafayette
347	Charlie Batch	8-31-96	vs. Temple
346	Reginald Bell	10-11-14	vs. Buffalo
342	Troy Edwards	9-28-02	vs. Southern Illinois
340	Walter Church	9-19-98	at Michigan
335	Walter Church	10-26-96	vs. Kent State
335	Walter Church	10-16-99	vs. Ohio
333	Brogan Roback	9-12-15	at Wyoming
333	**Todd Porter**	**9-10-16**	**at Missouri**
327	Steve Raklovits	10-22-77	vs. Kent State
326	Charlie Batch	9-20-97	vs. Kent State
326	Kyle McMahon	10-19-07	vs. Northwestern
325	Don Stewart	11-15-69	at Ball State
324	Charlie Batch	9-13-97	at Toledo
323	Alex Gillett	11-12-11	vs. Buffalo
317	Matt Bohnet	9-25-04	vs. Eastern Illinois
316	Reginald Bell	11-15-14	at Western Michigan
312	Robert Gordon	9-29-84	at Bowling Green
310	Shane Jackson	10-27-90	vs. Central Michigan
310	Matt Bohnet	11-12-05	vs. Ball State
310	Tyler Jones	8-31-06	at Ball State
310	**Brogan Roback**	**10-29-16**	**vs, Miami**
309	Andy Schmitt	11-11-06	vs. Navy
308	Charlie Batch	11-19-94	vs. Toledo
307	Kyle McMahon	9-20-08	at Maryland
305	Walter Chruch	10-9-99	vs. Western Michigan
304	Walter Church	11-13-99	at Central Michigan
301	**Todd Porter**	**9-17-16**	**at Charlotte**
298	Walter Church	10-10-98	vs. Central Michigan
298	Andy Schmitt	10-25-08	at Ball State
297	**Brogan Roback**	**9-19-15**	**vs. Ball State**
296	Matt Bohnet	10-16-04	at Western Michigan
294	Matt Bohnet	10-2-04	vs. Idaho
291	Larry Ratcliff	10-16-71	vs. Eastern Kentucky
291	Alex Gillett	11-14-09	vs. Western Michigan
289	Kainoa Akina	11-10-01	at Central Michigan
288	Bill MacGillivray	11-7-64	at Case Western
288	Troy Edwards	10-12-02	at Ohio



Bill MacGillivray (1961-64) put together 288 yards of total offense against Case Western in 1964; that mark is the most by any EMU player prior to 1970.



Scott Davis (No. 9 - 1978-81) led Eastern Michigan in total yards in 1979 and 1980 and finished with 3,455 career yards of total offense, including 3,398 yards of passing.

SEASON AND CAREER TOTAL OFFENSE (YARDS)

Season

Tot.	Name	Year
3,390	Charlie Batch	1997
3,231	Matt Bohnet	2004
3,229	Charlie Batch	1995
2,815	Andy Schmitt	2008
2,669	Troy Edwards	2002
2,589	**Brogan Roback**	**2016**
2,555	Walter Church	1998
2,431	Matt Bohnet	2005
2,399	Alex Gillett	2010
2,351	Brogan Roback	2015
2,236	Walter Church	2000
2,138	Steve Raklovits	1977
2,045	Ron Adams	1986
2,240	Alex Gillett	2011
1,952	Ron Adams	1987
1,937	Walter Church	1999
1,900	Walter Church	1996
1,892	Andy Schmitt	2007
1,886	Steve Coulter	1983
1,864	Scott Davis	1979
1,859	Reginald Bell	2014
1,858	Tom Sullivan	1989
1,681	Kainoa Akina	2001
1,643	Andy Schmitt	2006
1,637	Michael Armour	1994
1,630	Tyler Benz	2012
1,534	Tom Sullivan	1988
1,531	Anthony Sherrell	2003
1,501	Tyler Benz	2013
1,409	Shane Jackson	1990
1,359	Michael Armour	1993
1,322	Bobby Windom	1977
1,292	Steve Coulter	1982
1,254	Gary Patton	1987
1,247	Alex Gillett	2009
1,237	**Todd Porter**	**2016**
1,232	Stephen Whitfield	1994
1,221	Mike Strickland	1974
1,197	J.F. Green	1981
1,196	Chinedu Okoro	2003
1,188	Larry Ratcliff	1971
1,168	Kwame McKinnon	1991
1,144	Don Stewart	1969
1,105	Mike Strickland	1973



Charlie Batch (1994-97) set the EMU career record for total offensive yards with 7,715 from 1994-97. That record was broken by Walter Church.



Walter Church (1996-2000) became the first EMU player ever to eclipse 8,000 career yards of total offense.

Career

Tot.	Name	Years
8,628	Walter Church	96-00
7,715	Charlie Batch	94-97
6,836	Alex Gillett	2009-12
6,745	Andy Schmitt	2006-09
5,705	**Brogan Roback**	**2013-Pres.**
5,259	Ron Adams	84-87
4,988	Matt Bohnet	2004-05
3,558	Steve Raklovits	73-77
3,547	Gary Patton	84-87
3,455	Scott Davis	78-81
3,449	Tom Sullivan	86-89
3,439	Troy Edwards	99-02
3,295	Steve Coulter	81-83
3,234	Mike Strickland	72-74
3,147	Tyler Benz	2011-13
3,139	Michael Armour	93-95
2,888	Anthony Sherrell	2002-05
2,848	Larry Ratcliff	69-71
2,665	Ricky Calhoun	80-83
2,595	Bobby Windom	75-78
2,453	Bob Middlekauff	51-54
2,357	Bronson Hill	2011-14
2,295	Reginald Bell	2014-15
2,168	Don Stewart	69-70
2,167	Stephen Whitfield	91-94
2,147	Savon Edwards	94-97
2,127	Robert Gordon	82-85
1,945	Jerry Mucha	75-76
1,886	Doug Crisan	76-79
1,754	Kyle McMahon	2007-09
1,740	Mike Scott	93, 95-97
1,740	Tyler Jones	2005-08
1,681	Kainoa Akina	2001
1,646	Tyler Benz	2012
1,623	Shane Jackson	88-91



Ricky Calhoun (1980-83) was involved in 630 plays in his career at Eastern, totaling 2,665 yards of offense.

TOUCHDOWNS

Game

Total	Name	Date	Opponent
4	Kerry Keating	11-2-57	at Northern Illinois
4	Dennis Hewitt	11-9-68	vs. Northern Iowa
4	Dennis Hewitt	11-1-69	at Northeastern
4	Larry Ratcliff	11-14-70	vs. Ball State
4	Larry Ratcliff	9-18-71	vs. Quantico Marines
4	Tim Packrall	10-30-71	vs. Northern Michigan
4	Reggie Garrett	11-23-73	vs. Weber State
4	Gary Patton	10-17-87	vs. Ball State
4	Ime Akpan	9-28-02	vs. Southern Illinois
4	Anthony Sherrell	11-15-03	vs. Ball State
4	Anthony Sherrell	10-2-04	vs. Idaho
4	Eric Deslauriers	11-6-04	vs. Central Mich.
4	Bronson Hill	10-13-12	vs. Toledo

Season

Total	Name	Year
16	Darius Jackson	2015
15	Kerry Keating	1957
15	Ime Akpan	2002
13	Gary Patton	1987
13	Anthony Sherrell	2003
13	Eric Deslauriers	2004
12	Anthony Sherrell	2004
12	Terrence Blevins	2008
11	Virgil Windom	1954
11	Reggie Garrett	1973
11	Bob Foster	1987
10	Larry Ratcliff	1970
10	Bobby Windom	1977
10	Gary Patton	1986
10	Pierre Walker	2007
9	Dennis Hewitt	1969
9	Larry Ratcliff	1971
9	Don Madden	1972
9	Mike Strickland	1973
9	Stephen Whitfield	1994
9	Steve Clay	1995
9	Kevin Walter	2002
9	**Ian Eriksen**	**2016**
8	Accomplished five times	

Career

Total	Name	Year
31	Gary Patton	84-87
28	Anthony Sherrell	2002-05
27	Eric Deslauriers	2003-06
26	Larry Ratcliff	69-71
25	Kerry Keating	54-57
23	Bob Foster	86-88
22	Dwayne Priest	2007-10
21	Virgil Windom	53-55
21	Darius Jackson	2012-15
20	Mike Strickland	72-74
20	Savon Edwards	94-97
20	Kevin Walter	99-02
19	Dick Moseley	51-54
19	Charles Nash	87-90
19	Ime Akpan	01-02
18	Steve Clay	92-95
17	Don Madden	67-68, 71-72
17	Dennis Hewitt	68-69
17	Bobby Windom	75-78
17	Doug Crisan	76-79
17	Mike Scott	93, 95-97
16	Andy Schmitt	2005-09
15	Jerome Adams	94-97
15	Bronson Hill	2011-14
15	Ryan Brumfield	2011-14

Bob Edelbrock (1965-67) led Eastern Michigan in scoring in both the 1966 and 1967 seasons.

Dave Diles, Sr. (left), long-time national sports broadcaster and father of former EMU Athletics Director Dave Diles, Jr., interviews EMU's Gary Patton prior to the 1987 California Bowl.

POINTS

Game

Total	Name	Date	Opponent
26	Eric Deslauriers	11-6-04	vs. Central Michigan
24	Kerry Keating	11-2-57	at Northern Illinois
24	Dennis Hewitt	11-9-68	vs. Northern Iowa
24	Dennis Hewitt	11-1-69	at Northeastern
24	Larry Ratcliff	11-14-70	vs. Ball State
24	Larry Ratcliff	9-18-71	vs. Quantico Marines
24	Tim Packrall	10-30-71	vs. Northern Michigan
24	Reggie Garrett	11-22-73	vs. Weber State
24	Gary Patton	10-17-87	vs. Ball State
24	Ime Akpan	9-28-02	vs. Southern Illinois
24	Anthony Sherrell	11-15-03	vs. Ball State
24	Anthony Sherrell	10-2-04	vs. Idaho

Season

No.	Name	Year
96	Darius Jackson	2015
95	Andrew Wellock	2004
91	**Paul Fricano**	**2016**
90	Kerry Keating	1957
90	Ime Akpan	2002
84	Eric Deslauriers	2004
78	Gary Patton	1987
78	Anthony Sherrell	2003
76	Andrew Wellock	2005
75	Toller Starnes	1999
74	Tim Henneghan	1989
74	Justin Ventura	1997
72	Anthony Sherrell	2004
72	Terrence Blevins	2008
69	Justin Ventura	1995
69	Kody Fulkerson	2011
69	Dylan Mulder	2015
68	Bob Foster	1987
66	Virgil Windom	1954
66	Reggie Garrett	1973
66	Mike Strickland	1973
65	Andrew Wellock	2003
64	Tim Henneghan	1987
63	Andrew Wellock	2006
60	Larry Ratcliff	1970
60	Bobby Windom	1977
60	Gary Patton	1986
60	Pierre Walker	2007
57	Arnold Fontes	1968
55	Toller Starnes	2000

Career

No.	Name	Years
299	Andrew Wellock	2003-06
239	Justin Ventura	95-98
209	Dylan Mulder	2012-15
206	Tim Henneghan	86-89
186	Gary Patton	84-87
168	Toller Starnes	98-01
168	Anthony Sherrell	2002-05
168	Eric Deslauriers	2003-06
156	Larry Ratcliff	69-71
150	Kerry Keating	54-57
138	Bob Foster	86-88
132	Dwayne Priest	2007-10
126	Dick Moseley	51-54
126	Virgil Windom	53-55
126	Darius Jackson	2012-15
120	Mike Strickland	72-74
120	Savon Edwards	94-97
120	Kevin Walter	99-02
119	Clarence Chapman	73-74
119	Joe Carithers	2008-09

SEASON SCORING LEADERS SINCE 1952

Year	Name	TD	PAT	FG	Pts
1952	Dick Moseley	7			42
1953	Nick Manych	7			42
1954	Virgil Windom	11			66
1955	Virgil Windom	7			42
1956	Kerry Keating	7			42
1957	Kerry Keating	15			90
1958	John Kubiak	3			18
	John Malone	3			18
1959	Ron Gulyas	2	1		14
1960	Pat Dignan	2			12
1961	Laverne Mann	2			12
1962	Terry Hurley	8			48
1963	Terry Hurley	4			24
1964	Peter DiMercurio	4			24
1965	Lonny Head	4	14	3	47
1966	Bob Edelbrock	5			30
1967	Bob Edelbrock	4	15	2	45
1968	Arnold Fontes	5	21	2	57
1969	Dennis Hewitt	9			54
1970	Larry Ratcliff	10			60
1971	Larry Ratcliff	9			54
1972	Don Madden	9			54
1973	Reggie Garrett	11			66
1974	Clarence Chapman	6			36
1975	Carl Hughes	6			36
1976	Doug Crisan	4			24
	Carlos Henderson	4			24
1977	Bobby Windom	10			60
1978	Craig Motzer	0	8-9	6-12	26
1979	Doug Crisan	4			24
	Tom Parm	4			24
1980	Albert Williams	5			30
1981	Ricky Calhoun	5			30
1982	Ricky Calhoun	5			30
1983	Ricky Simpson	5			30
1984	Mario Ferretti	0	15-16	11-15	48
1985	Don Vesling	3	4-5	7-11	43
1986	Gary Patton	10			60
1987	Gary Patton	13	0-1		78
1988	Bob Foster	8			48
1989	Tim Henneghan	0	26-28	16-22	74
1990	Jim Langeloh	0	15-17	12-24	51
1991	Jim Langeloh	0	11-13	9-18	38
1992	Mike Graff	4			24
	Cameron Moss	4			24
1993	Carson Green	0	17	6	35
1994	Stephen Whitfield	9			54
1995	Justin Ventura	0	36-40	11-14	69
1996	Justin Ventura	0	17-20	11-20	50
1997	Justin Ventura	0	37-39	12-15	73
1998	Justin Ventura	0	23-25	8-18	47
1999	Toller Starnes	0	17-21	24-25	75
2000	Toller Starnes	0	22-23	11-14	55
2001	Kevin Walter	6			36
2002	Ime Akpan	15			90
2003	Anthony Sherrell	13			78
2004	Andrew Wellock	0	32-33	21-23	95
2005	Andrew Wellock	0	22-24	18-25	76
2006	Andrew Wellock	0	15-15	16-22	63
2007	Pierre Walker	10			60
2008	Terrence Blevins	12			72
2009	Joe Carrithers	0	21-22	10-17	51
2010	Dwayne Priest	8			48
2011	Kody Fulkerson	0	27-30	14-21	69
2012	Dylan Mulder	0	10-11	24-27	54
2013	Dylan Mulder	0	24-26	6-11	42
	Ryan Brumfield	7			42
2014	Dylan Mulder	0	8-12	20-22	44
2015	Darius Jackson	16			96
2016	Paul Fricano	0	17-22	40-41	91



Pat Dignan (1960-62) led the then-Hurons in scoring in 1960 with a pair of touchdowns.

EMU Did You Know?

These are the highest-scoring games by two teams in EMU history (home and away):

HOME

Pts.	Date	Opponent	Score	
119	11-6-04	vs. Central Michigan (4 OT)	W,	61-58*
108	11-28-08	vs. Central Michigan	W,	56-52
99	10-13-12	vs. Toledo	L,	47-52
94	9-26-15	vs. Army	L,	36-58
93	9-28-02	vs. Southern Ill. (2 OT)	W,	48-45
86	10-20-12	vs. Army	W,	48-38
86	10-2-04	vs. Idaho	L,	41-45
86	10-29-15	vs. Western Michigan	L,	28-58
84	10-19-13	vs. Ohio	L,	28-56
80	11-5-05	vs. Western Michigan	L,	36-44*
79	9-20-97	vs. Kent State	L,	38-41
79	11-1-97	vs. Western Michigan	L,	38-41
78	9-7-02	vs. Toledo	L,	13-65
77	11-19-94	vs. Toledo	W,	40-37

*EMU home game played at Ford Field in Detroit, Mich.

AWAY

Pts.	Date	Opponent	Score	
127	11-24-01	at Akron (3OT)	L,	62-65
107	11-22-08	at Temple	L,	52-55
96	9-9-95	at Pittsburgh	L,	30-66
93	9-25-10	at Ohio State	L,	20-73
93	11-16-07	at Central Michigan	W,	48-45
91	10-27-51	at Western Illinois	L,	28-63
90	10-31-09	at Arkansas	L,	27-63
89	9-23-00	at Temple	L,	40-49
89	11-8-16	at Ball State	W,	48-41
87	9-20-14	at Michigan State	L,	14-73
86	11-13-04	at Kent State	L,	17-69
83	10-17-15	at Toledo	L,	20-63
82	10-5-02	at Ohio	L,	27-55
82	9-10-16	at Missouri	L,	21-61
80	10-17-98	at Western Michigan	L,	35-45

THE LONGEST PASS PLAYS

89 yards - Walter Church to Eric Powell at Western Michigan (10-17-98)
80 yards - Herman Carroll to Kerry Keating vs. Central Michigan (11-5-55) TD
80 yards - Walter Church to Jermaine Sheffield at Western Michigan (10-17-98) TD
79 yards - Charlie Batch to Ta-if Kumasi vs. Akron (10-18-97) TD
79 yards - Tyler Jones to Eric Deslauriers at Bowling Green (10-14-06) TD
78 yards - Michael Armour to Rick Granata at Ball State (10-29-94) TD
77 yards - Matt Bohnet to John Bonner vs. Ball State (11-12-05)
77 yards - Kyle McMahon to Kinsman Thomas at Arkansas (10-31-09) TD
76 yards - Reginald Bell to Bronson Hill (11-15-14) TD
75 yards - Tom Sullivan to Todd Bell at Colorado State (9-23-89) TD
75 yards - Brogan Roback to Dieuly Aristilde vs. Miami (10-29-16) TD
73 yards - Rick Krumm to Tom Grundner at Ohio Northern (11-5-66)
73 yards - Alex Gillett to Garrett Hoskins (10-16-10) TD

SEASON PASSING LEADERS SINCE 1956

Year	Name	Com	Att	Int	TD	Yds
1956	Herman Carroll	31	66	5	3	413
1957	Bill Ameel	19	47	1	4	328
1958	John Kubiak	29	64	6	2	452
1959	Dave Longridge	41	122	10	2	513
1960	George Beaudette	25	60	4	0	339
1961	George Beaudette	50	155	14	3	696
1962	Tom Prieur	61	148	14	7	854
1963	Don Oboza	70	150	12	4	885
1964	Bill MacGillivray	49	104	5	6	760
1965	Ed Mass	58	120	6	9	716
1966	Rick Krumm	32	81	7	1	351
1967	John Vaccarelli	22	78	3	0	273
1968	Arnold Fontes	49	107	11	5	725
1969	Donald Stewart	73	148	5	8	1,042
1970	Donald Stewart	31	68	8	5	499
1971	Bob Hill	20	53	5	1	278
1972	Houston Booth	29	62	5	5	513
1973	Frank Kolch	71	124	4	12	988
1974	Jerry Mucha	27	56	5	1	406
1975	Jerry Mucha	37	94	7	3	526
1976	Steve Raklovits	90	199	14	7	954
1977	Steve Raklovits	123	228	20	8	1,784
1978	Burt Beaney	62	133	9	3	833
1979	Scott Davis	131	254	16	7	1,744
1980	Scott Davis	106	227	12	5	1,143
1981	J.F. Green	131	226	8	6	1,391
1982	Steve Coulter	117	258	8	1	1,415
1983	Steve Coulter	147	330	19	8	1,827
1984	Robert Gordon	89	189	8	5	949
1985	Ron Adams	91	167	11	5	977
1986	Ron Adams	151	251	6	13	1,995

Jermaine Sheffield (1997-99) makes a great catch in the 1998 game at Michigan. Sheffield holds the record for the second-longest pass reception in school history, an 80-yard touchdown against Western Michigan, Oct. 17, 1998.

Jerry Mucha (1973-76) led EMU in passing during the 1974 and 1975 seasons and completed 232 passes in his career.

Year	Name	Com	Att	Int	TD	Yds
1987	Ron Adams	107	202	7	6	1,527
1988	Tom Sullivan	114	205	13	5	1,664
1989	Tom Sullivan	129	253	15	8	1,927
1990	Shane Jackson	113	245	14	7	1,454
1991	Kwame McKinnon	74	149	8	5	849
1992	Kwesi Ramsey	43	129	10	4	592
1993	Michael Armour	93	165	6	6	1,208
1994	Michael Armour	135	230	13	10	1,629
1995	Charlie Batch	244	421	17	21	3,177
1996	Walter Church	178	355	14	11	2,151
1997	Charlie Batch	247	434	11	23	3,280
1998	Walter Church	213	355	12	13	2,650
1999	Walter Church	178	332	12	8	2,015
2000	Walter Church	238	399	11	8	2,326
2001	Kainoa Akina	140	267	11	14	1,504
2002	Troy Edwards	232	410	18	22	2,762
2003	Chinedu Okoro	251	134	11	6	1,360
2004	Matt Bohnet	228	434	12	21	2,807
2005	Matt Bohnet	220	351	5	14	2,181
2006	Andy Schmitt	131	213	6	2	1,182
2007	Andy Schmitt	164	225	6	14	1,613
2008	Andy Schmitt	261	417	8	15	2,644
2009	Alex Gillett	68	137	7	3	763
2010	Alex Gillett	127	229	13	13	1,633
2011	Alex Gillett	109	198	7	14	1,504
2012	Tyler Benz	114	212	8	14	1,511
2013	Tyler Benz	129	217	9	10	1,497
2014	Reginald Bell	105	184	6	9	1,297
2015	Brogan Roback	211	346	11	16	2,304
2016	**Brogan Roback**	**193**	**326**	**6**	**16**	**2,394**

PASSES ATTEMPTED

Game

Att.	Name	Date	Opponent
80	Andy Schmitt	11-28-08	vs. Central Michigan
76	Andy Schmitt	11-22-08	at Temple
71	**Brogan Roback**	**11-8-16**	**at Ball State**
62	Walter Church	10-19-96	at Central Michigan
59	Charlie Batch	11-4-95	at Miami
59	Matt Bohnet	11-5-05	vs. West. Michigan
58	Charlie Batch	10-28-95	at Toledo
56	Walter Church	9-3-98	vs. Northern Iowa
56	Matt Bohnet	9-24-05	at Cent. Michigan
54	Matt Bohnet	11-6-04	vs. Central Mich.
53	Charlie Batch	10-7-95	vs. Central Michigan
50	Walter Church	10-9-99	vs. Western Michigan
50	Walter Church	9-23-00	at Temple
50	Walter Church	11-11-00	vs. Northern Illinois
50	Kainoa Akina	11-24-01	at Akron
49	Walter Church	10-12-96	vs. Miami
49	Charlie Batch	11-1-97	vs. Western Michigan
49	Walter Church	11-13-99	at Central Michigan
49	Kainoa Akina	11-10-01	at Central Michigan
49	Andy Schmitt	10-25-08	at Ball State
49	Reginald Bell	11-22-14	at Ball State
48	Matt Bohnet	9-18-04	vs. Toledo
48	Kyle McMahon	10-19-07	vs. Northwestern
47	Chinedu Okoro	9-13-03	at Akron
47	Matt Bohnet	10-20-04	at Bowling Green
46	Matt Bohnet	10-9-04	at Ball State
46	Matt Bohnet	11-20-04	vs. Northern Ill.
45	Walter Church	10-10-98	vs. Central Michigan
45	**Brogan Roback**	**10-22-16**	**at Western Michigan**
44	Steve Coulter	11-12-83	vs. Miami
44	Charlie Batch	9-13-97	at Toledo
44	Charlie Batch	10-11-97	vs. Ball State
44	Walter Church	10-21-00	at Bowling Green
44	Chinedu Okoro	9-4-03	vs. Western Illinois
43	Michael Armour	9-18-93	vs. Western Illinois
43	Walter Church	11-2-96	vs. Ball State
43	Charlie Batch	11-15-97	vs. UCF
43	Walter Church	9-9-00	vs. Miami
43	Troy Edwards	11-16-02	vs. Northern Illinois
43	Matt Bohnet	10-2-04	vs. Idaho
43	Matt Bohnet	10-8-05	at Toledo
43	Brogan Roback	10-24-15	at Northern Illinois
42	Charlie Batch	9-20-97	vs. Kent State
42	Walter Church	9-19-98	at Michigan
42	Brogan Roback	11-14-15	vs. UMass
41	Accomplished six times		



Steve Coulter (1981-83) led EMU in passing during the 1982 and 1983 seasons and is just one of 13 players to pass for more than 3,000 career yards at EMU.

Season

Total	Name	Year
434	Charlie Batch	1997
434	Matt Bohnet	2004
421	Charlie Batch	1995
417	Andy Schmitt	2008
410	Troy Edwards	2002
399	Walter Church	2000
355	Walter Church	1996
355	Walter Church	1998
351	Matt Bohnet	2005
346	Brogan Roback	2015
332	Walter Church	1999
326	**Brogan Roback**	**2016**
304	Steve Coulter	1983
267	Kainoa Akina	2001
255	Andy Schmitt	2007
254	Scott Davis	1979
253	Tom Sullivan	1989
251	Ron Adams	1986
251	Chinedu Okoro	2003
245	Shane Jackson	1990
230	Michael Armour	1994
229	Alex Gillett	2010
228	Steve Raklovits	1977
227	Scott Davis	1980
227	Steve Coulter	1982
226	J.F. Green	1981



Troy Edwards threw 410 times during the 2002 season, finishing with 544 passing attempts for his career.

Career

Total	Name	Years
1,441	Walter Church	96-00
1,020	Andy Schmitt	2006-2009
998	Charlie Batch	94-97
829	**Brogan Roback**	**2013-Pres.**
785	Matt Bohnet	2004-05
660	Alex Gillett	2009-12
655	Ron Adams	84-87
575	Scott Davis	78-80
556	Steve Coulter	81-83
544	Troy Edwards	99-02
508	Steve Raklovits	73-77
465	Tom Sullivan	86-89
431	Tyler Benz	2011-13
415	Michael Armour	93-95
383	Robert Gordon	82-85
347	Bob Middlekauff	51-54
286	Shane Jackson	88-91
269	Don Stewart	68-70
267	Kainoa Akina	2001
251	Chinedu Okoro	2002-03
243	Reginald Bell	2014-15
242	Kyle McMahon	2007-09
232	Jerry Mucha	73-76



Ron Adams (1984-87) led the then-Hurons to a win in the 1987 California Bowl and still ranks third on EMU's all-time passing attempts and completion charts. He led EMU in passing for three seasons (1985, 1986 and 1987).

PASSES COMPLETED

Game

Total	Name	Date	Opponent
58	Andy Schmitt	11-28-08	vs. Cent. Michigan
50	Andy Schmitt	11-22-08	at Temple
40	Matt Bohnet	11-5-05	vs. West. Michigan
37	**Brogan Roback**	**11-8-16**	**at Ball State**
36	Walter Church	11-11-00	vs. Northern Illinois
36	Matt Bohnet	9-24-05	at Central Michigan
36	Reginald Bell	11-22-14	at Ball State
34	Walter Church	9-23-00	at Temple
32	Charlie Batch	10-7-95	vs. Central Michigan
32	Charlie Batch	11-1-97	vs. Western Michigan
32	Walter Church	9-19-98	at Michigan
31	Charlie Batch	10-28-95	at Toledo
31	Matt Bohnet	11-6-04	vs. Central Michigan
30	Charlie Batch	11-4-95	at Miami
30	Walter Church	10-19-96	at Central Michigan
30	Walter Church	9-3-98	vs. Northern Iowa
30	Matt Bohnet	10-9-04	at Ball State
29	Walter Church	10-9-99	vs. Western Michigan
29	**Brogan Roback**	**10-15-16**	**at Ohio**
29	**Brogan Roback**	**10-22-16**	**at Western Michigan**
28	Charlie Batch	9-23-95	vs. Ohio
28	Charlie Batch	9-27-97	vs. Central Michigan
28	Kyle McMahon	10-19-07	vs. Northwestern
28	Andy Schmitt	10-25-08	at Ball State
27	Charlie Batch	11-18-95	at Kent State
27	Walter Church	11-13-99	at Central Michigan
27	Kainoa Akina	11-24-01	at Akron
27	Troy Edwards	11-16-02	vs. Northern Illinois
26	Walter Church	11-2-96	vs. Ball State
26	Charlie Batch	9-13-97	vs. Toledo
26	Chinedu Okoro	9-4-03	vs. Western Illinois
26	Matt Bohnet	9-1-05	vs. Louisiana-Lafayette
26	**Brogan Roback**	**11-22-16**	**vs. Central Michigan**
25	Andy Schmitt	11-16-07	at Central Mich.
25	Charlie Batch	9-20-97	vs. Kent State
25	Walter Church	9-30-00	vs. Central Florida
25	Troy Edwards	9-14-02	vs. Southeast Missouri
25	Troy Edwards	10-5-02	vs. Akron
25	Chinedu Okoro	9-13-03	at Akron
25	Matt Bohnet	9-18-04	vs. Toledo
25	Kyle McMahon	9-20-08	at Maryland

Season

Total	Name	Year
261	Andy Schmitt	2008
247	Charlie Batch	1997
244	Charlie Batch	1995
238	Walter Church	2000
232	Troy Edwards	2002
228	Matt Bohnet	2004
220	Matt Bohnet	2005
213	Walter Church	1998
211	Brogan Roback	2015
193	**Brogan Roback**	**2016**
178	Walter Church	1996
178	Walter Church	1999
164	Andy Schmitt	2007
151	Ron Adams	1986
140	Steve Coulter	1983
140	Kainoa Akina	2001
135	Michael Armour	1994
134	Chinedu Okoro	2003
131	Scott Davis	1979
131	J.F. Green	1981
131	Andy Schmitt	2006
129	Tom Sullivan	1989
129	Tyler Benz	2013
127	Alex Gillett	2010
123	Steve Raklovits	1977
114	Tom Sullivan	1988
114	Tyler Benz	2012
113	Shane Jackson	1990
109	Alex Gillett	2011
107	Ron Adams	1987
106	Scott Davis	1980
105	Reginald Bell	2014
102	Steve Coulter	1982
93	Michael Armour	1993
91	Ron Adams	1985
90	Steve Raklovits	1976
89	Robert Gordon	1984
74	Kwame McKinnon	1991

Career

Total	Name	Years
807	Walter Church	96-00
579	Charlie Batch	94-97
607	Andy Schmitt	2006-09
474	**Brogan Roback**	**2013-Pres.**
448	Matt Bohnet	2004-05
364	Ron Adams	84-87
304	Alex Gillett	2009-12
302	Troy Edwards	99-02
277	Scott Davis	78-81
257	Steve Coulter	81-83
247	Tom Sullivan	86-89
244	Tyler Benz	2011-13
238	Steve Raklovits	73-77
233	Michael Armour	93-95
181	Robert Gordon	82-85
160	Bob Middlekauff	51-54
140	Kainoa Akina	2001
140	Reginald Bell	2014-15
136	Don Stewart	68-70
134	Chinedu Okoro	2002-03
131	J.F. Green	1981
131	Shane Jackson	88-91
126	Kyle McMahon	2007-09
115	Tyler Jones	2005-08
92	Jerry Mucha	73-76
86	Tom Prieur	60-62
81	Bill MacGillivray	61-64
80	Kwame McKinnon	91-92
75	George Beaudette	60-61
71	Frank Kolch	1973





Charlie Batch (1994-97, left) and Walter Church (1996-2000, right) combined to own or share most every passing record in EMU history, including attempts, completions, yards and touchdowns for a game, season and career.

Passing Records

YARDS PASSING

Game

Total	Name	Date	Opponent
516	Andy Schmitt	11-28-08	vs. Central Michigan
484	Andy Schmitt	11-22-08	at Temple
468	**Brogan Roback**	**11-8-16**	**at Ball State**
450	Walter Church	10-19-96	at Central Michigan
439	Charlie Batch	10-18-97	vs. Akron
439	Walter Church	10-17-98	at Western Michigan
436	Charlie Batch	11-1-97	vs. Western Michigan
430	Charlie Batch	10-28-95	at Toledo
412	Charlie Batch	9-23-95	vs. Ohio
409	Reginald Bell	11-22-14	at Ball State
399	Matt Bohnet	11-5-05	vs. Western Michigan
392	Kainoa Akina	11-24-01	at Akron
390	Troy Edwards	10-5-02	vs. Akron
390	Matt Bohnet	10-9-04	at Ball State
385	Charlie Batch	10-7-95	vs. Central Michigan
380	Matt Bohnet	9-24-05	at Central Michigan
377	Charlie Batch	11-4-95	at Miami
372	Charlie Batch	8-31-96	vs. Temple
372	Walter Church	11-11-00	vs. Northern Illinois
369	Tyler Benz	10-20-12	vs. Army
367	Matt Bohnet	11-6-04	vs. Central Mich.
365	Matt Bohnet	10-30-04	at Bowling Green
364	Walter Church	9-23-00	at Temple
357	Walter Church	10-3-98	at Kent State
355	**Brogan Roback**	**11-22-16**	**vs. Central Michigan**
354	Charlie Batch	11-18-95	at Kent State
352	Troy Edwards	9-28-02	vs. Southern Illinois
347	Walter Church	10-16-99	vs. Ohio
347	**Brogan Roback**	**10-15-16**	**at Ohio**
345	Michael Armour	9-18-93	vs. Western Illinois
343	Walter Church	9-19-98	at Michigan
335	Tyler Benz	9-14-13	at Rutgers
330	Brogan Roback	9-12-15	at Wyoming

Season

Total	Name	Year
3,280	Charlie Batch	1997
3,177	Charlie Batch	1995
2,807	Matt Bohnet	2004
2,762	Troy Edwards	2002
2,650	Walter Church	1998
2,644	Andy Schmitt	2008
2,394	**Brogan Roback**	**2016**
2,326	Walter Church	2000
2,304	Brogan Roback	2015
2,181	Matt Bohnet	2005
2,151	Walter Church	1996
2,015	Walter Church	1999
1,995	Ron Adams	1986
1,927	Tom Sullivan	1989
1,827	Steve Coulter	1983
1,784	Steve Raklovits	1977
1,744	Scott Davis	1979
1,664	Tom Sullivan	1988
1,633	Alex Gillett	2010
1,629	Michael Armour	1994
1,613	Andy Schmitt	2007
1,527	Ron Adams	1987
1,511	Tyler Benz	2012
1,504	Kainoa Akina	2001

Career

Total	Name	Years
9,142	Walter Church	96-00
7,592	Charlie Batch	94-97
5,867	Andy Schmitt	2006-09
5,463	**Brogan Roback**	**2013-Pres.**
4,988	Matt Bohnet	2004-05
4,757	Ron Adams	84-87
4,448	Alex Gillett	2009-12
3,647	Tom Sullivan	86-89
3,552	Troy Edwards	99-02
3,398	Scott Davis	78-81
3,242	Steve Coulter	81-83
3,103	Steve Raklovits	73-77
3,024	Tyler Benz	2011-13
2,983	Michael Armour	93-95
2,586	Bob Middlekauff	51-54
2,040	Robert Gordon	82-85
2,018	Don Stewart	68-70
1,671	Shane Jackson	88-91
1,615	Reginald Bell	2014-15

TOUCHDOWN PASSES

Game

No.	Name	Date	Opponent
6	Kainoa Akina	11-24-01	at Akron
5	Andy Schmitt	11-28-08	vs. Central Michigan
5	Tyler Benz	10-20-12	vs. Army
4	Bill MacGillivray	11-7-64	at Case Western
4	Arnold Fontes	9-14-68	vs. Morningside
4	Frank Kolch	11-22-73	vs. Weber State
4	Charlie Batch	11-19-94	vs. Toledo
4	Charlie Batch	10-21-95	at Ball State
4	Charlie Batch	11-8-97	at Northern Illinois
4	Walter Church	10-17-98	at Western Michigan
4	Troy Edwards	9-14-02	vs. Southeast Missouri
4	Troy Edwards	10-5-02	vs. Akron
4	Matt Bohnet	11-6-04	vs. Central Michigan
4	Matt Bohnet	11-5-05	vs. Western Michigan
4	Andy Schmitt	9-22-07	vs. Howard
4	Andy Schmitt	10-13-07	at Ohio
4	Alex Gillett	1-5-11	vs. Ball State
4	Alex Gillett	11-12-11	vs. Buffalo
3	Chuck Paige	10-27-51	at Western Illinois
3	Bob Middlekauff	11-14-53	vs. Central Michigan
3	Don Stewart	11-2-68	vs. Northeastern
3	Houston Booth	11-18-72	at Central Michigan
3	Steve Raklovits	11-12-77	vs. Illinois State
3	Tom Sullivan	9-23-89	at Colorado State
3	Kwame McKinnon	10-19-91	vs. Western Michigan
3	Michael Armour	10-29-94	at Ball State
3	Charlie Batch	9-2-95	at Akron
3	Charlie Batch	10-23-95	vs. Ohio
3	Charlie Batch	10-28-95	at Toledo
3	Walter Church	10-19-96	at Central Michigan
3	Walter Church	10-26-96	vs. Kent State
3	Charlie Batch	9-20-97	vs. Kent State
3	Charlie Batch	9-27-97	at Central Michigan
3	Walter Church	10-16-99	vs. Ohio
3	Walter Church	9-23-00	at Temple
3	Kainoa Akina	11-10-01	at Central Michigan
3	Matt Bohnet	9-19-04	vs. Toledo
3	Matt Bohnet	10-16-04	at Western Mich.
3	Andy Schmitt	10-18-08	vs. Akron
3	Andy Schmitt	11-22-08	at Temple
3	Kyle McMahon	10-31-09	at Arkansas
3	Alex Gillett	10-16-10	at Ball State
3	Alex Gillett	11-13-10	at Western Michigan
3	Reginald Bell	11-22-14	at Ball State
3	Brogran Roback	9-12-15	at Wyoming
3	Brogan Roback	10-10-15	vs. Akron
3	Brogran Roback	10-29-15	vs. Western Michigan
3	**Todd Porter**	**9-2-16**	**vs. Mississippi Valley State**
3	**Brogan Roback**	**10-1-16**	**at Bowling Green**
3	**Brogan Roback**	**10-15-16**	**at Ohio**
3	**Brogan Roback**	**11-8-16**	**at Ball State**



Don Stewart (1968-70) attempts a pass during the 1968 homecoming win over Northeastern University.

Season

Total	Name	Year
23	Charlie Batch	1997
22	Troy Edwards	2002
21	Charlie Batch	1995
21	Matt Bohnet	2004
16	Brogan Roback	2015
16	**Brogan Roback**	**2016**
15	Andy Schmitt	2008
14	Bob Middlekauff	1954
14	Kainoa Akina	2001
14	Matt Bohnet	2005
14	Andy Schmitt	2007
14	Alex Gillett	2011
14	Tyler Benz	2012
13	Ron Adams	1986
13	Walter Church	1998
13	Alex Gillett	2010
12	Frank Kolch	1973
11	Accomplished twice	

Career

Total	Name	Years
53	Charlie Batch	94-97
43	Walter Church	96-00
36	**Brogan Roback**	**2013-Pres.**
35	Matt Bohnet	2004-05
35	Alex Gillett	2009-12
33	Bob Middlekauff	51-54
33	Andy Schmitt	2006-09
26	Ron Adams	84-87
24	Troy Edwards	99-02
24	Tyler Benz	2011-13
20	Don Stewart	68-70
18	Steve Raklovits	74-77
18	Michael Armour	93-95
14	Kainoa Akina	2001

PASSES CAUGHT

Game

Total	Name	Date	Opponent
23	Tyler Jones	11-28-08	vs. Central Mich.
20	Kenny Christian	9-23-00	at Temple
18	Jacory Stone	10-22-08	at Temple
17	Tyler Jones	11-22-08	at Temple
14	Ontario Pryor	10-19-96	at Central Michigan
14	Kevin Walter	11-11-00	vs. Northern Illinois
14	Eric Deslauriers	11-6-04	vs. Central Mich.
14	Eric Deslauriers	11-5-05	vs. West. Michigan
14	Dustin Creel	11-22-14	at Ball State
13	A.J. Bennett	11-5-05	vs. West. Michigan
12	Jermaine Sheffield	10-10-98	vs. Central Michigan
12	Kevin Walter	8-31-02	at Michigan State
11	Steve Clay	10-7-95	vs. Central Michigan
11	Kevin Walter	9-14-02	vs. Southeast Missouri
11	Tyler Jones	10-25-08	at Ball State
10	Reggie Garrett	11-3-73	at Central Michigan
10	Kenny Christian	9-19-98	at Michigan
10	Kenny Christian	11-11-00	vs. Northern Illinois
10	C.R. Roberson	10-5-02	vs. Akron
10	Kevin Walter	10-12-02	at Ohio
10	Kevin Walter	11-16-02	vs. Northern Illinois
10	Eric Deslauriers	9-18-04	vs. Toledo
10	Eric Deslauriers	10-9-04	at Ball State
10	Eric Deslauriers	9-24-05	at Cent. Michigan
10	Eric Deslauriers	11-19-05	at Buffalo
10	Eric Deslauriers	8-31-06	at Ball State
10	Eric Deslauriers	10-14-06	at Bowling Green
10	Dustin Creel	11-14-15	vs. UMass

Season

Total	Name	Year
93	Kevin Walter	2002
88	Jacory Stone	2008
84	Eric Deslauriers	2004
78	Kenny Christian	2000
75	Eric Deslauriers	2005
75	Tyler Jones	2008
74	Eric Deslauriers	2006
63	Steve Clay	1995
62	Ontario Pryor	1996
62	Jermaine Sheffield	1998
62	Kevin Walter	2001
60	A.J. Bennett	2005
55	Kevin Walter	2000
55	**Sergio Bailey II**	**2016**
53	Brandon Campbell	1999
47	Savon Edwards	1997
47	Jacory Stone	2007
46	Steve Clay	1994
46	Dustin Creel	2013
44	**Accomplished three times**	

Career

Total	Name	Years
248	Eric Deslauriers	2003-06
211	Kevin Walter	99-02
180	Jacory Stone	2006-09
135	Savon Edwards	94-97
133	Steve Clay	92-95
126	Jermaine Sheffield	97-99
126	Dustin Creel	2012-15
124	Kenny Christian	96-00
110	A.J. Bennett	2002-05
107	Tyler Jones	2004-08
105	Brandon Campbell	96-99
101	Tom Parm	76-79
101	Tyreese Russell	2011-14
97	C. R. Roberson	2001-04
95	Chip Gooden	68-70, 72
95	Gary Patton	84-87
95	Trumaine Riley	2003-06



Kevin Walter (1999-2002) heads for the end zone against Southeast Missouri State. Walter set EMU records for single-season receptions (93) and single-season receiving yards (1,368) in 2002. During his four-year career the Libertyville, Ill.-Libertyville H.S. product set EMU records for most touchdown catches (20), most receptions (211) and most receiving yards (2,838). Walter caught a pass in all 12 games in 2002 and had receptions in his last 34 contests in a row.

TOUCHDOWN PASSES CAUGHT

Game

Total	Name	Date	Opponent
4	Reggie Garrett	11-22-73	vs. Weber State
4	Eric Deslauriers	11-6-04	vs. Central Michigan
3	Don Madden	9-14-68	vs. Morningside
3	Nick Manych	10-24-53	vs. Southern Illinois

Season

No.	Name	Year
13	Eric Deslauriers	2004
11	Reggie Garrett	1973
9	Kevin Walter	2002
8	Eric Deslauriers	2005
7	Steve Clay	1995
7	C.R. Roberson	2002
6	Steve Clay	1994
6	Jermaine Sheffield	1997
6	Kevin Walter	2001
6	Dustin Creel	2015
6	Tyler Jones	2008
6	**Sergio Bailey II**	**2016**
5	Accomplished 14 times	

Career

Total	Name	Years
27	Eric Deslauriers	2003-06
20	Kevin Walter	99-02
14	Steve Clay	92-95
14	Jermaine Sheffield	97-99
12	Dick Moseley	51-54
11	Nick Manych	52-54
11	Reggie Garrett	1973
11	Tyreese Russell	2011-14
11	Dustin Creel	2012-15
10	Chip Gooden	68-70, 72
10	Tim Durbin	68, 70-72
10	C.R. Roberson	2001-04
9	Accomplished three times	

Gary Matsche (1966-69) stretches to make the catch. Matsche led EMU in receiving in 1967 and 1969 and is one of just 22 players in Eastern Michigan football history to have 1,000 yards receiving in his career.

SEASON RECEIVING LEADERS SINCE 1956

Year	Name	Rec	Yds	TD
1956	Kerry Keating	8	126	2
1957	Kerry Keating	5	153	2
1958	Jerry Wedge	10	183	0
1959	Ron Gulyas	9	191	1
1960	Bill Yanis	21	388	0
1961	Pat Dignan	12	195	1
1962	Terry Hurley	29	534	5
1963	Terry Hurley	31	345	0
1964	Tom Grundner	21	333	3
1965	Tom Grundner	17	282	2
1966	Ted LeClaire	19	295	1
1967	Gary Matsche	16	260	1
1968	Chip Gooden	23	463	3
1969	Gary Matsche	34	513	5
1970	Chip Gooden	26	430	3
1971	Tim Cogswell	10	209	2
1972	Chip Gooden	21	259	2
1973	Reggie Garrett	43	693	11
1974	Clarence Chapman	17	296	2
1975	Clarence Chapman	13	194	0
1976	Carlos Henderson	19	328	4
1977	James Hall	40	646	2
1978	Tom Parm	21	363	0
1979	Tom Parm	41	701	3
1980	Jeff Dackin	27	363	2
1981	Jeff Dackin	35	440	0
1982	Ricky Simpson	32	385	0
1983	Derrin Powell	34	582	3
1984	Derrin Powell	16	261	3
1985	Don Vesling	19	354	3
1986	Don Vesling	35	653	2
1987	Mark Ziegler	26	486	3
1988	Craig Ostrander	33	676	1
1989	Todd Bell	20	515	1
1990	Patrick Walsh	29	385	1
1991	Bryan Wauldron	14	213	4
1992	Craig Thompson	19	329	0
1993	Anthony Cicchelli	31	616	4
1994	Steve Clay	46	589	6
1995	Steve Clay	63	999	7
1996	Ontario Pryor	62	1031	5
1997	Ta-if Kumasi	39	710	5
1998	Jermaine Sheffield	62	953	4
1999	Brandon Campbell	53	764	3
2000	Kenny Christian	78	808	3
2001	Kevin Walter	62	748	6
2002	Kevin Walter	93	1368	9
2003	Chris R. Roberson	34	338	2
2004	Eric Deslauriers	84	1,257	13
2005	Eric Deslauriers	75	874	8
2006	Eric Deslauriers	74	898	5
2007	Jacory Stone	47	462	3
2008	Jacory Stone	88	943	3
2009	Jacory Stone	32	347	1
2010	Kinsman Thomas	26	473	4
2011	Nick Olds	24	342	3
2012	Garrett Haskins	38	542	3
2013	Tyreese Russell	44	594	3
2014	Tyreese Russell	39	523	3
2015	Eddie Daugherty	37	555	4
2016	**Sergio Bailey II**	**55**	**799**	**6**



Anthony Cicchelli makes a fingertip catch against Western Illinois in 1993. Cicchelli led the Eagles in receiving yards during the 1993 season with 616 and added four touchdowns.

RECEIVING YARDAGE

Game

Total	Name	Date	Opponent
241	Ontario Pryor	10-19-96	at Central Michigan
225	Kevin Walter	10-5-02	vs. Akron
209	Eric Deslauriers	10-9-04	at Ball State
207	Eric Deslauriers	11-6-04	vs. Central Mich.
202	Ontario Pryor	8-31-96	vs. Temple
199	Kevin Walter	11-11-00	vs. Northern Illinois
198	Kenny Christian	9-23-00	at Temple
195	Terrance Lloyd	11-24-01	at Akron
193	**Dieuly Aristilde**	**10-29-16**	**vs. Miami**
192	Jermaine Sheffield	10-10-98	vs. Central Michigan
189	Eric Deslauriers	10-30-04	at Bowling Green
185	Tyler Jones	11-22-08	at Temple
184	Kevin Walter	9-28-02	vs. Southern Illinois
183	Ta-if Kumasi	10-18-97	vs. Akron
179	Gary Matsche	11-14-69	at Ball State
175	Chip Gooden	10-3-70	vs. Indiana State
170	Tyler Jones	11-28-08	vs. Central Mich.
167	Anthony Cicchelli	9-18-93	vs. Western Illinois
166	Eric Deslauriers	11-5-05	vs. West. Michigan
163	Nick Manych	10-24-53	vs. Southern Illinois
155	Tom Parm	9-15-79	at Ohio
155	Jermaine Sheffield	10-17-98	at Western Michigan
152	Jermaine Sheffield	10-16-99	vs. Ohio
152	Eric Deslauriers	9-25-04	vs. Eastern Illinois
152	Jacory Stone	11-22-08	at Temple
152	Dustin Creel	11-22-14	at Ball State
151	Jermaine Sheffield	9-18-99	at Miami

Season

Total	Name	Year
1,368	Kevin Walter	2002
1,257	Eric Deslauriers	2004
1,031	Ontario Pryor	1996
999	Steve Clay	1995
953	Jermaine Sheffield	1998
943	Jacory Stone	2008
898	Eric Deslauriers	2006
874	Eric Deslauriers	2005
808	Kenny Christian	2000
799	**Sergio Bailey II**	**2016**
764	Brandon Campbell	1999
760	Tyler Jones	2008
748	Kevin Walter	2001
721	Kevin Walter	2000
710	Ta-if Kumasi	1997
701	Tom Parm	1979
693	Reggie Garrett	1973
676	Craig Ostrander	1988
656	Jermaine Sheffield	1999
653	Don Vesling	1986
646	James Hall	1977
616	Anthony Cicchelli	1993
594	Dustin Creel	2013
593	Tyreesee Russell	2013
589	Steve Clay	1994
584	Faheem Ali	1997
582	Derrin Powell	1983

Career

Total	Name	Years
3,250	Eric Deslauriers	2003-06
2,838	Kevin Walter	99-02
2,043	Jermaine Sheffield	97-99
1,851	Jacory Stone	2006-09
1,846	Steve Clay	92-95
1,711	Tom Parm	76-79
1,548	Brandon Campbell	96-99
1,492	Dustin Creel	2012-15
1,448	Ontario Pryor	93-96
1,442	Chip Gooden	68-70, 72
1,417	Tyreese Russell	2011-14
1,296	Derrin Powell	83-84
1,287	Savon Edwards	94-97
1,171	Ta-if Kumasi	95-97
1,175	A.J. Bennett	2002-05
1,169	Kenny Christian	96-00
1,137	Rick Simpson	81-84
1,136	Bristol Greene	93-95
1,105	Tyler Jones	2004-08
1,085	Gary Matsche	66-69
1,056	Craig Ostrander	87-88
1,037	Marcus Mathews	82-86
1,036	James Hall	74-77
1,026	Jeff Dackin	78-81
1,014	Tom Grundner	63-66
1,010	Tom Parm	76-78
1,007	Don Vesling	84-86

100+ Yard Receiving Games

Yds.	Name	Opponent	Date	Recpt.	TDs
241	Ontario Payor	Central Michigan	10-19-96	14	1
225	Kevin Walter	Akron	10-5-02	9	2
209	Eric Deslavriers	Ball State	10-9-04	10	2
207	Eric Deslavriers	Central Michigan	11-6-04	14	4
202	Ontario Payor	Temple	8-31-96	7	1
199	Kevin Walter	Northern Illinois	11-11-00	14	1
198	Kenny Christian	Temple	9-23-00	20	0
195	Terrance Lcoyo	Akron	11-24-01	9	0
193	**Dieuly Aristilde**	**Miami**	**10-29-16**	**7**	**1**
192	Jermaine Sheffield	Central Michigan	10-10-98	12	2
189	Eric Deslavriers	Bowling Green	10-30-04	9	1
185	Tyler Jones	Temple	11-22-08	17	2
184	Kevin Walter	Southern Illinois	9-28-02	6	2
183	Ta-If Kumasi	Akron	10-18-97	4	1
179	Gary Matche	Ball State	11-15-69	8	0
175	Chio Gooden	Indiana State	10-3-70	8	1
173	Eric Deslavrier	Bowling Green	10-14-06	10	2
170	Tyler Jones	Central Michigan	11-28-08	23	0
167	Anthony Cicchelli	Western Illinois	9-18-93	7	1
166	Eric Deslavriers	Western Michigan	11-5--05	14	1
163	Nick Manych	Southern Illinois	10-24-53	4	3
158	Garrett Hoskins	Army	10-20-12	7	1
155	Tom Parm	Ohio	9-15-79	8	0
155	Jermaine Sheffield	Miami	9-18-99	8	0
155	Jermaine Sheffield	Ohio	10-16-99	7	2
153	James Hall	Bowling Green	9-17-77	9	0
152	Eric Deslavriers	Eastern Illinois	9-25-04	7	1
152	Jacoby Stone	Temple	11-22-08	18	1
152	Dustin Creel	Ball State	11-22-14	14	0
147	Terry Hurley	Illinois State	10-6-62	8	2
147	Todd Bell	Western Michigan	9-30-89	4	0
147	Brand Campbell	Kent State	10-3-98	7	1
146	Jon Pfeifer	Bowling Green	10-20-90	7	0
145	Rich Jackson	Western Illinois	10-6-73	7	2
143	**Sergio Bailey II**	**Ohio**	**10-15-16**	**8**	**1**
142	Rick Simpson	Bowling Green	9-29-84	4	1
142	Steve Clay	Central Michigan	10-7-95	11	0
142	Eric Deslavriers	Western Michigan	10-16-04	8	2
141	Jeff Dackin	Ohio	9-20-80	9	0
136	Kevin Walter	Northern Illinois	11-16-02	10	1
135	Bristol Green	Toledo	10-28-95	7	1
135	Eric Deslavriers	Central Michigan	9-24-05	10	0
133	Steve Clay	Ball State	10-21-95	5	2
133	Kinsman Thomas	Miami	9-11-10	4	2
131	Jim Grace	Youngstown State	10-27-73	5	1
131	John White	Western Michigan	10-17-98	7	2
129	Mark Ziegler	Toledo	11-5-87	5	1
129	Steve Clay	Toledo	10-28-95	7	0
129	Kevin Walter	Bowling Green	11-23-02	7	1
128	Kevin Walter	Ohio	10-12-02	10	1
127	Eric Deslavrier	Ball State	8-31-06	10	1
126	Kevin Walter	Ball State	10-31-01	8	0
123	Dick Moseley	Western Illinois	10-27-51	3	2
123	Tom Grunder	Findlay	10-19-63	4	2
123	Tim Cooswell	Wisconsin Milwaukee	10-23-71	5	2
123	Galen David	Miami	9-26-81	8	2
123	Ta-If Kumasi	Western Michigan	11-1-97	6	0
123	Kevin Walter	Indiana State	9-22-01	7	0
122	A.J. Bennett	Western Michigan	11-5-05	13	0
120	Reggie Garrett	Central Michigan	11-3-73	10	1
120	Tyler Jones	Ball State	10-25-08	11	1
119	Derrin Powell	Northern Illinois	10-15-83	7	1
119	Brandon Campbell	Ball State	11-6-99	4	1
118	Don Madden	Morningside	9-14-68	5	3
118	Ontario Payor	Temple	8-31-96	7	0
117	Craig Ostrander	Western Michigan	10-22-88	5	0
117	Steve Clay	Kent State	11-18-95	7	1
117	John White	Akron	11-14-98	5	1
116	Craig Ostrander	Toledo	11-5-88	5	1
116	Kenny Christian	Northern Illinois	11-11-00	10	0
116	Eric Deslavrier	Kent State	11-17-06	7	0
115	Ricky Simpson	Bowling Green	10-1-83	7	1
115	Eric Deslavrier	Ball State	11-12-05	8	1
115	Dustin Creel	Toledo	11-2-13	6	1

Yds.	Name	Opponent	Date	Recpt.	TDs
114	Jim Zoltowski	John Carroll	10-8-65	7	1
114	Tom Parm	Northern Illinois	10-6-79	8	0
114	Jermaine Sheffield	Western Michigan	10-9-99	9	1
114	Kevin Walter	Central Michigan	11-10-01	7	0
113	Terry Hurley	Alma	11-10-62	3	2
113	Reggie Garrett	Weber State	11-17-73	7	4
113	Barandon Campbell	Northern Illinois	11-20-98	5	0
113	Tyreese Russell	Ball State	11-22-14	8	1
112	Gary Matsche	Indiana State	10-4-69	7	0
112	Stephen Whitfield	Central Michigan	11-7-92	6	1
112	Kevin Walter	Missouri State	9-14-02	11	2
111	Brandon Campbell	Ohio	10-16-99	8	1
111	KEvin Walter	Western Michigan	11-9-02	9	1
110	Ontario Payor	Kent State	10-26-96	5	1
109	Jim D'Arly	Ball State	9-21-63	8	1
109	Jim D'Arly	Kalamazoo	9-28-63	8	2
109	Jacory Stone	Akron	10-18-08	7	0
109	Dustin Creel	Central Michigan	11-29-13	10	0
109	Eddie Daugherty	vs. Army	9-24-15	5	1
108	Tom Grunder	Case Western	11-7-64	6	2
108	Carlos Henderson	Kent State	10-30-76	7	1
107	Terry Hurley	Ball State	9-21-63	6	0
107	Gary Matsche	Morningside	9-14-68	3	0
107	Ricky Simpson	Toledo	10-22-83	6	2
107	Kenny Christian	Ball State	10-14-00	6	1
107	Garrett Hoskins	Michigan State	9-22-12	8	0
107	Eddie Daugherty	vs. Akron	10-10-15	7	1
107	**Dieuly Aristilde**	**Ball State**	**11-8-16**	**6**	**0**
106	Steve Knudson	Kent State	10-20-79	5	0
106	Eric Deslavriers	Toledo	9-18-04	10	2
105	Steve Clay	Wisconsin	9-10-94	7	0
105	Eric Deslavriers	Buffalo	11-19-05	10	2
105	Eddie Daugherty	at Wyoming	9-12-15	**3**	**1**
104	Tyler Jones	Northeastern	10-19-07	8	0
104	**Sergio Bailey II**	**Central Michigan**	**11-22-16**	**6**	**1**
103	Dick Moseley	Central Michigan	11-14-53	4	1
103	Garrett Hoskins	Toledo	10-13-12	7	0
102	James Hall	Illinois State	11-12-77	5	2
102	Savon Edwards	Miami of Ohio	11-4-95	6	1
101	Ded Leclaire	Kentucky State	10-1-66	6	1
101	Savon Edwards	Akron	10-18-97	5	1
101	C.R. Roberson	Akron	10-5-02	10	0
100	Derrin Powell	Kent State	11-5-83	5	1
100	Don Vescing	Youngstown State	9-13-86	6	0
100	Kevin Walter	Temple	9-23-00	8	2
100	Eric Deslauriers	UL-Lafaytte	9-30-06	9	0

Tyler Jones (2005-08) caught an EMU single-game record 23 passes for 170 yards in a 56-52 thriller over CMU, Nov. 28, 2008. That 23 reception mark tied UNLV's Randy Gatewood for the NCAA record. Gatewood caught his 23 passes against Idaho, Sept. 17, 1994.

THE LONGEST RUSHES FROM SCRIMMAGE

95 yards - Kerry Keating (9-28-57 at Illinois State) TD
88 yards - Larry Ratcliff (10-23-71 at Wisconsin-Milwaukee) TD
83 yards - Larry Ratcliff (10-24-70 vs. Wisconsin-Milwaukee) TD
80 yards - Tom McCormick (10-27-56 vs. Eastern Illinois)
77 yards - Larry Ratcliff (10-2-71 at Idaho State) TD
77 yards - Rod Place (11-3-51 vs. Illinois State) TD
77 yards - Dominique Sherrer (9-4-11 vs. Howard) TD

SEASON RUSHING LEADERS SINCE 1952

Year	Name	Att	Yds	Avg
1952	Ed Skowneski	80	328	4.1
1953	Tom Fagan	93	388	4.2
1954	Virgil Windom	122	530	4.3
1955	Tom McCormick	86	461	5.4
1956	Kerry Keating	67	417	6.2
1957	Kerry Keating	96	563	5.8
1958	Al Day	80	296	3.7
1959	Al Day	61	226	3.7
1960	Jim Dills	67	231	3.4
1961	Don Oboza	75	207	2.7
1962	Terry Hurley	84	261	3.1
1963	Terry Hurley	101	366	3.6
1964	Pete DiMercurio	78	341	4.4
1965	Bob Edelbrock	71	305	4.3
1966	Lonny Head	114	350	3.1
1967	John Vaccarelli	106	481	5.1
1968	Dennis Hewitt	157	607	3.9
1969	Larry Ratcliff	141	649	4.6
1970	Larry Ratcliff	171	1011	5.9
1971	Larry Ratcliff	166	1188	7.2
1972	Mike Strickland	182	924	5.2
1973	Mike Strickland	185	1105	5.9
1974	Mike Strickland	282	1203	4.3
1975	Clarence Chapman	119	643	5.3
1976	Bobby Windom	147	824	5.6
1977	Bobby Windom	246	1,322	5.4
1978	Doug Crisan	103	485	4.7
1979	Doug Crisan	128	412	3.2
1980	Albert Williams	121	456	3.8
1981	Ricky Calhoun	235	971	4.1
1982	Ricky Calhoun	139	656	4.7



Kerry Keating (1954-57) led EMU in rushing in the 1956 and 1957 seasons, finishing with 1,055 yards for his career.



Larry Ratcliff (1969-1971) led Eastern Michigan each of his three seasons, including rushing for more than 1,000 yards in his final two years. He currently ranks third in EMU's all-time rushing annals with 2,848 yards.

Year	Name	Att	Yds	Avg
1983	Ricky Calhoun	217	871	4.0
1984	Gary Patton	103	566	5.5
1985	Gary Patton	142	631	4.4
1986	Gary Patton	210	1,058	5.1
1987	Gary Patton	247	1,242	5.1
1988	Bob Foster	169	762	4.5
1989	Perry Foster	263	1,087	4.1
1990	Ed. Nwagbaraocha	110	402	3.7
1991	Cameron Moss	119	452	3.8
1992	Stephen Whitfield	86	377	4.4
1993	Melvin Green	129	488	3.8
1994	Stephen Whitfield	284	1,232	4.3
1995	Savon Edwards	148	732	4.9
1996	Mike Scott	145	792	5.5
1997	Savon Edwards	128	627	4.9
1998	Eric Powell	152	473	3.1
1999	Eric Powell	151	583	3.9
2000	John White	155	561	3.6
2001	Chris R. Roberson	167	755	4.5
2002	Ime Akpan	267	1,221	4.6
2003	Anthony Sherrell	338	1,531	4.5
2004	Anthony Sherrell	194	854	4.4
2005	Anthony Sherrell	89	442	5.0
2006	Andy Schmitt	107	461	4.3
2007	Pierre Walker	214	891	3.9
2008	Terrence Blevins	133	575	4.3
2009	Dwayne Priest	175	633	3.6
2010	Alex Gillett	179	766	4.3
2011	Alex Gillett	169	736	4.7
2012	Bronson Hill	140	905	6.5
2013	Bronson Hill	196	1,101	5
2014	Reginald Bell	133	562	4.2
2015	Darius Jackson	208	1,078	5.2
2016	**Ian Eriksen**	**175**	**741**	**4.2**

RUSHING ATTEMPTS

Game

Total	Name	Date	Opponent
43	Anthony Sherrell	11-8-03	vs. Central Florida
43	Anthony Sherrell	11-15-03	vs. Ball State
42	Ricky Calhoun	10-16-82	vs. Ohio
41	Derrick Tolliver	11-6-82	vs. Kent State
40	Tommie Walls	11-16-68	at Wittenberg
40	Dennis Hewitt	11-9-68	vs. Northern Iowa
40	Larry Ratcliff	10-16-71	vs. Eastern Kentuck
40	Ime Akpan	10-5-02	vs. Akron
40	Anthony Sherrell	11-22-03	at Northern Illinois
39	Tim Packrall	11-6-71	at UL-Monroe
38	Mike Strickland	11-23-74	at Toledo
38	Stephen Whitfield	10-29-94	at Ball State
37	Bobby Windom	11-5-77	at N. Carolina A&T
37	Ricky Calhoun	10-9-82	at Toledo
37	Ime Akpan	9-28-02	vs. Southern Illinois
36	Mike Strickland	9-14-74	vs. Western Michigan
35	Alex Gillett	10-16-10	at Ball State
35	Dwayne Priest	11-20-10	at Buffalo
34	Larry Ratcliff	10-2-71	at Idaho State
34	Mike Strickland	10-12-74	at McNeese State
34	Ricky Calhoun	10-31-81	at Ball State
34	Savon Edwards	11-9-96	vs. Akron
33	Accomplished four times		

Season

Total	Name	Year
338	Anthony Sherrell	2003
284	Stephen Whitfield	1994
282	Mike Strickland	1974
267	Ime Akpan	2002
263	Perry Foster	1989
247	Gary Patton	1987
246	Bobby Windom	1977
235	Ricky Calhoun	1981
217	Ricky Calhoun	1983
214	Pierre Walker	2007
210	Gary Patton	1986
208	Darius Jackson	2015
196	Bronson Hill	2013
194	Anthony Sherrell	2004
192	Derrick Tolliver	1982
185	Mike Strickland	1973
182	Mike Strickland	1972
179	Alex Gillett	2010
175	Dwayne Priest	2009
175	**Ian Eriken**	**2016**
171	Larry Ratcliff	1970

Career

Total	Name	Years
702	Gary Patton	84-87
649	Mike Strickland	72-74
635	Anthony Sherrell	2002-05
629	Ricky Calhoun	80-83
506	Alex Gillett	2009-12
502	Stephen Whitfield	91-94
498	Dwayne Priest	2007-10
484	Bobby Windom	75-78
481	Doug Crisan	76-79
478	Larry Ratcliff	69-71
445	Savon Edwards	94-97
421	Bronson Hill	2011-14
381	Perry Foster	88-89
350	Mike Scott	93,95-97
321	Darius Jackson	2012-15
320	Bob Foster	86-88
314	Pierre Walker	2003-07
308	Eddie Nwagbaraocha	90-93
303	Eric Powell	98-00
298	Mike Yankee	67-70

Ime Akpan (2002) became the eighth EMU athlete to rush for more than 1,000 yards after he tallied 1,221 yards during the 2002 campaign.

Stephen Whitfield (1991-94) is one of just 10 players in EMU history to rush for more than 2,000 yards.

RUSHING YARDS

Game

Total	Name	Date	Opponent
291	Larry Ratcliff	10-16-71	vs. Eastern Kentucky
283	Bronson Hill	10-13-12	vs. Toledo
257	Bronson Hill	10-19-13	vs. Ohio
251	Larry Ratcliff	10-2-71	at Idaho State
251	Ime Akpan	9-28-02	vs. Southern Illinois
248	Mike Scott	10-12-96	vs. Miami
239	Bobby Windom	10-29-77	at Akron
234	Mike Strickland	9-14-74	vs. Western Michigan
230	Anthony Sherrell	11-15-03	vs. Ball State
228	Bobby Windom	11-5-77	at N. Carolina A&T
225	Gary Patton	10-17-87	vs. Ball State
212	Larry Ratcliff	11-14-70	vs. Ball State
210	Larry Ratcliff	9-18-71	vs. Quantico Marines
209	Ricky Calhoun	10-9-82	at Toledo
205	Mike Strickland	11-23-74	at Toledo
202	Reginald Bell	10-11-14	vs. Buffalo
194	Ricky Calhoun	10-17-81	at Ohio
192	Dwayne Priest	11-20-10	at Buffalo
193	Mike Strickland	10-20-73	at Kent State
190	Tim Packrall	11-6-71	at UL-Monroe
190	Tommie Walls	11-16-68	at Wittenberg

Season

Total	Name	Year
1,531	Anthony Sherrell	2003
1,322	Bobby Windom	1977
1,242	Gary Patton	1987
1,232	Stephen Whitfield	1994
1,221	Ime Akpan	2002
1,203	Mike Strickland	1974
1,188	Larry Ratcliff	1971
1,105	Mike Strickland	1973
1,101	Bronson Hill	2013
1,087	Perry Foster	1989
1,078	Darius Jackson	2015
1,058	Gary Patton	1986
1,011	Larry Ratcliff	1970
971	Ricky Calhoun	1981
924	Mike Strickland	1972
905	Bronson Hill	2012
891	Pierre Walker	2007
871	Ricky Calhoun	1983
854	Anthony Sherrell	2004
824	Bobby Windom	1976
792	Mike Scott	1996
768	Ryan Brumfield	2013
766	Alex Gillett	2010

Career

Total	Name	Years
3,497	Gary Patton	84-87
3,234	Mike Strickland	72-74
2,888	Anthony Sherrell	2002-05
2,848	Larry Ratcliff	69-71
2,665	Ricky Calhoun	80-83
2,595	Bobby Windom	75-77
2,436	Bronson Hill	2011-14
2,167	Stephen Whitfield	91-94
2,147	Savon Edwards	94-97
2,003	Dwayne Priest	2007-10
1,986	Alex Gillett	2009-12
1,886	Doug Crisan	76-79
1,740	Mike Scott	93, 95-97
1,586	Darius Jackson	2012-15
1,551	Perry Foster	88-89
1,381	Bob Foster	86-88
1,319	Ime Akpan	01-02
1,233	Pierre Walker	2003-07
1,223	Dennis Hewitt	68-69
1,207	Janonti Greene	2010-13

100+ Yard Rushing Games

Yds.	Name	Opponent	Date	Rushes	TDs
291	Larry Ratcliff	Western Kentucky	10-16-71	40	0
283	Bronson Hill	Toledo	10-13-12	28	4
257	Bronson Hill	Ohio	10-19-13	23	1
251	Larry Ratcliff	Idaho State	10-2-71	34	2
251	Ime Akpan	Southern Illinois	9-28-02	37	4
248	Mike Scott	Miami	10-12-96	27	2
239	Bobby Windom	Akron	10-29-77	21	3
234	Mike Strickland	Western Michigan	9-14-74	36	1
230	Anthony Sherrell	Ball State	11-15-03	43	4
228	Bobby Windom	North Carolina A&T	11-5-77	37	2
225	Gary Patton	Ball State	10-17-87	27	4
212	Larry Ratcliff	Ball State	11-14-70	20	4
210	Larry Ratcliff	Quantico Marines	9-19-70	37	2
209	Ricky Calhoun	Toledo	9-11-82	37	2
205	Mike Strickland	Toledo	11-23-74	38	2
202	Reginald Bell	Buffalo	10-11-14	17	3
194	Ricky Calhoun	Ohio	10-17-81	26	1
192	Dwayne Priest	Buffalo	11-20-10	35	2
190	Tim Packrall	UL-Monroe	11-6-71	39	0
189	Alex Gillett	Ball State	10-16-10	35	2
189	Bronson Hill	Army	10-20-12	26	1
187	Bobby Windom	Northern Illinois	9-3-77	28	0
187	Anthony Sherrell	Bowling Green	10-18-03	33	1
181	Derrick Tolliver	Kent State	11-6-82	41	0
179	Rod Place	Illinois State	11-3-51	15	2
178	Gary Patton	Ohio	10-23-71	21	2
177	Larry Ratcliff	Wisconsin Milwaukee	10-23-71	21	2
176	Terrence Blevins	Indiana State	8-28-08	21	2
174	Mike Strickland	Kent State	10-20-73	22	2
173	Ricky Calhoun	Ball State	10-31-81	34	0
173	C.R. Roberson	Central Michigan	11-10-01	21	0
171	**Ian Eriksen**	**Northern Illinois**	**11-16-16**	**30**	**2**
170	Anthony Sherrell	Northern Illinois	11-22-03	40	2
166	Bronson Hill	Central Michigan	11-29-13	25	0
165	Gary Patton	Youngstown State	9-13-86	31	0
164	Savon Edwards	Akron	11-9-96	34	0
164	Tyler Jones	Ball State	8-31-06	22	1
164	Dominique White	Akron	10-1-11	28	3
163	Don Madden	Wisconsin Oshkosh	9-9-72	16	3
162	Alex Gillett	Central Michigan	11-10-12	14	2
162	Mike Strickland	Bowling Green	11-10-73	22	1
161	Dominique White	Central Michigan	10-15-11	19	1
160	Anthony Sherrell	East Tennessee	8-28-03	23	1
159	Alex Gillett	Western Michigan	11-13-10	22	1
158	Ricky Calhoun	Ohio	10-16-82	42	2
158	Perry Foster	Miami	11-4-89	30	0
158	Ime Akpan	Akron	10-5-02	40	1
157	Gary Patton	Kent State	9-27-86	25	1
156	Shaq Vann	Mississippi Valley St.	9-2-16	20	2
155	Dennis Hewitt	Northeastern	11-1-69	24	4
155	Anthony Sherrell	UCF	11-8-03	43	1
155	Javonti Greene	Virginia	10-23-10	8	2
155	Pierre Walker	Bowling Green	11-9-07	31	1
154	Derrick Tolliver	Northern Illinois	10-23-82	33	0
154	C.R. Roberson	Buffalo	10-27-01	19	0
154	Ime Akpan	Missouri State	9-14-02	25	1
152	Larry Ratcliff	Wisconsin Milwaukee	10-24-70	8	2
151	Dennis Hewitt	Waynesburg	10-11-69	16	1
151	Anthony Sherrell	Buffalo	9-2-04	24	1
151	Pierre Walker	Western Michigan	10-27-07	33	0
150	Kerry Keating	Northern Illinois	11-2-57	12	4
149	Pierre Walker	Central Michigan	11-16-07	31	3
148	Mike Scott	Kent State	10-26-96	21	1
148	Ryan Brumfield	Western Michigan	11-9-13	15	2
147	Tim Packrall	Northern Michigan	10-30-71	21	4
147	Clarence Chapman	Youngstown State	11-1-75	20	2
147	Ricky Calhoun	Ball State	10-29-83	26	0
146	Javonti Greene	Alabama State	9-10-11	22	0
145	John Malone	Western Illinois	11-9-57	21	0
145	Perry Foster	Youngstown State	9-9-89	21	0
144	Tom Cava	Allegheny College	10-17-64	24	0
144	Gary Patton	Kent State	9-26-87	22	0
143	Larry Ratcliff	Western Kentucky	10-9-71	30	1
143	Stephen Whitfield	Ball State	10-29-94	38	0
143	Bronson Hill	Army	10-12-13	20	1
142	Mike Strickland	Ball State	9-8-73	25	0
142	Dwayne Priest	Army	9-4-10	26	2
141	Darius Jackson	Army	9-26-15	16	2
140	Kerry Keating	Southern Illinois	9-27-57	10	2
140	Larry Ratcliff	Tampa	10-25-69	33	0
140	Bobby Windom	Western Michigan	9-11-76	17	1
140	Ricky Calhoun	Illinois State	9-19-81	25	0
140	Stephen Whitfield	Kent State	10-5-91	31	1
138	Mike Strickland	Western Michigan	9-14-24	36	1
138	Derron Vernon	Northern Illinois	10-13-84	17	0
137	Tommie Walls	Wittenberg	11-16-68	40	1
137	John White	Central Michigan	11-4-00	30	2
136	Ricky Calhoun	Kent State	11-5-83	25	0
136	Dominique Sherrer	Kent State	11-19-11	24	0
134	Doug Wilkins	Hope College	9-18-54	19	2
134	Larry Ratcliff	Montana State	11-8-69	14	2
134	Bobby Windon	Illinois State	11-13-76	26	0
134	Ricky Calhoun	Akron	9-11-82	18	1
133	Reginald Bell	Northern Illinois	10-25-14	25	1
132	Bob Foster	Miami	9-3-88	24	1
131	Mike Strickland	Quantico Marines	10-14-72	30	0
131	Jeff Paeston	Northern Michigan	9-1-79	12	0
130	Gary Patton	San Jose State	12-12-87	21	1
130	Rod Slater	UL-Monroe	9-20-75	21	0
129	Tom McCormick	Eastern Illinois	10-27-56	6	2
129	Mike Strickland	Indiana State	9-22-73	21	1
129	**Shaq Vann**	**Wyoming**	**9-12-15**	**16**	**2**
128	Mike Strickland	Ball State	10-26-74	30	0
128	Stephen Whitfield	Toledo	11-19-94	22	1
128	Anthony Sherrell	Idaho	10-2-04	26	3
127	Mike Strickland	Toledo	9-16-72	26	0
127	Dwayne Priest	Northwestern	9-12-09	17	1
126	Don Madden	St. Norbert College	11-4-72	11	2
126	Anthony Sherrell	Central Michigan	11-1-03	30	1
126	Alex Gillett	Army	9-4-10	18	1
126	Alex Gillett	Ball State	11-5-11	18	0
126	Bronson Hill	Ball State	9-21-13	21	0
125	Tim Packrall	South Dakota State	11-13-71	27	1
125	Bob Foster	Ohio	10-29-88	27	2
124	Kerry Keating	Baldwin Wallace	9-29-56	12	1
124	Clarence Chapman	Illinois State	11-8-75	16	2
124	Stephen Whitfield	Miami	10-1-94	32	0
123	Ricky Calhoun	Marshall	9-3-83	25	1
123	Jerry Gaydash	Marshall	9-15-83	21	1
123	Derry Foster	Colorado State	9-23-89	29	1
123	Anthony Sherrell	Toledo	10-11-03	26	1
122	Gary Patton	Akron	9-20-86	19	0
122	Stephen Whitfield	Bowling Green	9-24-94	26	0

Dwayne Priest (2007-10) played in 43 games for the Eagles, earning 22 starts in four years. He has rushed 498 times for the sixth spot with 2,003 yards gained, ninth in history, and his 22 touchdowns, 20 by rush and two by reception, are tied for seventh.

100+ Yard Rushing Games

Yds.	Name	Opponent	Date	Rushes	TDs
121	Kwame McKinnon	Western Michigan	10-19-91	12	0
121	Stephen Whitfield	Central Michigan	9-17-94	28	3
121	Ime Akpan	Ohio	10-12-02	21	1
120	Albert Williams	Akron	10-11-80	19	1
120	Javonti Greene	Howard	9-4-11	14	1
120	Dominique Sherrer	Howard	9-4-11	14	1
120	**Ian Eriksen**	**Wyoming**	**9-23-16**	**27**	**1**
120	**Blake Banham**	**Central Michigan**	**11-22-16**	**18**	**1**
119	Carl Hugher	UL-Monroe	9-20-75	22	3
119	Bobby Windom	Toledo	10-1-77	18	1
119	Savon Edwards	Akron	9-2-95	14	0
118	Gary Patton	Youngstown State	9-7-85	17	0
118	Savon Edwards	Northern Illinois	11-8-97	21	0
118	Dwayne Priest	Army	10-11-08	17	0
117	Larry Ratcliff	Northern Michigan	10-31-70	19	1
117	Clarence Chapman	Western Illinois	10-25-75	27	1
117	Anthony Sherrell	Maryland	9-27-03	28	0
117	Dwayne Priest	Ohio	10-2-10	19	1
117	Darius Jackson	Old Dominion	9-5-15	19	2
116	John Vaccarelli	Ferris State	10-21-67	14	1
116	Larry Ratcliff	Kentucky State	10-18-69	21	3
116	Ricky Calhoun	Northern Illinois	11-15-80	26	0
116	Anthony Sherrell	Western Michigan	10-4-03	21	0
116	Anthony Sherrell	Ball State	11-12-05	26	0
115	Gary Patton	Kent State	11-3-70	31	0
114	Larry Ratcliff	Indiana State	10-3-70	31	0
114	Derrick Tolliver	Western Michigan	11-20-82	27	0
114	Mike Scott	Ball State	10-11-97	22	0
114	Bronson Hill	Morgan State	8-30-14	19	0
113	Mike Strckland	Western Illinois	10-6-73	23	1
113	Stephen Whitfield	Kent State	10-8-94	31	1
113	Erick Powell	Ball State	9-12-98	32	1
113	C.R. Roberson	Western Michigan	9-29-01	21	0
113	Darius Jackson	Toledo	10-17-15	18	2
112	Stephen Whitfield	Central Michigan	10-16-93	16	1
112	Bob Foster	Youngstown State	9-10-88	19	0
112	Anthony Sherrell	Buffalo	11-19-05	15	2
112	Ryan Brumfield	Northern Illinois	10-25-14	18	1
112	Darius Jackson	Akron	10-10-15	24	0
111	Dennis Hewitt	Montana State	11-8-69	21	0
111	Mike Strictland	McNeese State	10-12-74	34	0
111	John White	Temple	9-23-00	25	1
111	Dominique Sherrer	Alabama State	9-10-11	16	1
111	Bronson Hill	Ohio	11-1-12	25	0
111	Bronson Hill	Western Michigan	11-9-13	24	1
110	Chuck Skinner	Northern Illinois	10-13-51	17	3
110	Doug Crisan	Northern Illinois	9-3-77	23	1
109	Leo Pope	Illinois State	11-3-51	12	0
109	**Ian Eriksen**	**Ball State**	**11-8-16**	**25**	**2**
107	Ron Oestrike	Illinois State	11-7-53	24	1
107	Cyril Nichols	Alma	11-10-62	17	0
107	Gary Patton	Miami	9-12-87	19	2
107	Tyler Jones	Miami	10-22-05	19	1
107	Anthony Sherrell	Miami	10-22-05	12	0
107	**Breck Turner**	**Bowling Green**	**10-1-16**	**17**	**0**
106	Mike Strickland	Idaho State	10-7-72	14	1
106	Don Madden	Quantico Marines	10-14-72	25	2
106	Perry Foster	Ohio	9- 16-89	21	0
105	Tom McCormick	Youngstown State	10-4-57	25	1
105	Jerry Mucha	Western Michigan	11-15-75	16	0
105	Bobby Windom	Bowling Green	9-17-77	24	0
105	Cameron Moss	Louisiana Tech	9-21-91	18	1
105	Alex Gilleti	Western Michigan	11-14-09	26	1
104	Bobby Windom	McNeese State	9-24-77	23	0
104	Savon Edwaros	UNLV	9-19-95	18	1
103	Kerry Keating	Western Illinois	10-6-56	11	3
103	Doug Crisan	Toledo	10-1-77	19	0
103	Gary Patton	Akron	9-21-85	25	1
103	Perry Foster	Toledo	10-7-89	22	2
103	Stephen Whitfiled	Akron	11-5-94	25	2
103	Anthony Sherrell	Central Michigan	11-6-04	31	3
102	Mike Yankee	Findlay	9-16-67	16	1
102	Alex Gillett	Akron	11-27-09	19	1
101	Gary Patton	Akron	9-19-87	23	1
101	Gary Patton	Northern Illinois	10-3-87	23	2
101	C.R. Roberson	Missouri State	9-1-01	18	0
101	Bronson Hill	Howard	8-31-13	28	2
101	Reginald Bell	Ball State	11-22-14	18	0
101	Darius Jackson	Nothern Illinois	10-24-15	24	2
100	Mike Strickland	Wisconsin Oshkosh	9-9-72	19	0
100	Kwesi Ramsey	Western Michigan	10-17-92	22	0

Javonti Greene turned in a record-setting performance at the University of Virginia, Oct. 23, 2010. Greene, a 5-foot-10, 180-pound freshman, rushed for 155 yards on just eight carries at Virginia with touchdown runs of 55 and 53 yards. He became the first EMU runner in school history to record two 50-yard plus runs for scores in a game.

Players with Two Runs of 50+ Yards in the Same Game

Name	Opponent	Date	Rushes	TDs
Javonti Greene	at Virginia	10-23-10	55, 53	2
Bronson Hill	vs. Toledo	10-13-12	58,70	4
Reginald Bell	vs. Buffalo	10-11-14	72,71	3

Games with a Pair of 100-Yard Rushers

Date	Opponent	Players	Net Yards
Nov. 8, 1969	Montana State	Larry Ratcliff/Dennis Hewitt	134/111
Sept. 9, 1972	at Wisc.-Oshkosh	Don Madden/Mike Strickland	163/100
Oct. 14, 1972	Quantico Marines	Mike Strickland/Don Madden	131/106
Sept. 20, 1975	Northeast Louisiana	Rodney Slater/Carl Hughes	130/119
Sept. 3, 1977	Northern Illinois	Bobby Windom/Doug Crisan	187/110
Oct. 1, 1977	Toledo	Bobby Windom/Doug Crisan	119/103
Oct. 22, 2005	Miami	Tyler Jones/Anthony Sherrell	107/107
Sept. 4, 2010	Army	Dwayne Priest/Alex Gillett	142/126
Sept. 4, 2011	Howard	D. Sherrer/Javonti Greene	120/120
Sept. 10, 2011	Alabama State	Javonti Greene/D. Sherrer	146/111
Nov. 9, 2013	Western Michigan	Ryan Brumfield/Bronson Hill	148/111
Oct. 25, 2014	Northern Illinois	Reginald Bell/Ryan Brumfield	133/112

The Eastern Michigan University football team received some national recognition Nov. 30, 2010, as its football helmet was featured on the set of ESPN Radio's Scott Van Pelt Show.

CAREER GAMES PLAYED

Rank	Name	Years	GP
1.	Brad Ohrman	2007-11	48
	Brandon Slater	2007-11	48
	Pat O'Connor	**2012-Pres.**	**48**
	Chris O'Risky	**2013-Pres.**	**48**
5.	T.J. Lang	2005-08	47
	Jacory Stone	2005-09	47
	Andy Fretz	2006-09	47
	Daniel Holtzclaw	2005-08	47
	Javon Reese	2008-11	47
	Corey Welch	2007-11	47
11.	Eric Deslauriers	2003-06	46
	Darrin Matthews	2004-07	46
	Josh Hunt	2005-08	46
	Matt Kudu	2001-04	46
	Corey Welch	2007-11	46
	Andrew Wellock	2003-06	46
	Rose Marcell	2009-12	46
	Andrew Sorgatz	2009-12	46
	Tyreese Russell	2011-14	46
	Lincoln Hansen	2011-14	46
	Dylan Mulder	2012-15	46
	Dustin Creel	2012-15	46
	Cole Gardner	**2013-Pres.**	**46**
24.	Terrence Blevins	2006-09	45
	Travis Lewis	2003-07	45
	Kevin Howe	2003-06	45
	Jason Jones	2004-07	45
	Herb Waits	2008-11	45
	Matt Boyd	2009-12	45
	Alex Gillett	2009-12	45
	Darius Jackson	2012-15	45
	Andrew Wylie	**2013-Pres.**	**45**
	DaQuan Pace	**2013-Pres.**	**45**

CAREER GAMES STARTED

Rank	Name	Years	GP
1.	Daniel Holtzclaw	2005-08	47
	Andy Fretz	2006-09	47
3.	Andrew Sorgatz	2009-12	45
4.	Brandon Slater	2007-11	42
5.	Eric Deslauriers	2003-06	41
	Josh Hunt	2005-08	41
7.	Lincoln Hansen	2011-14	39
8.	T.J. Lang	2005-08	37
	Jacory Stone	2005-09	37
	Jason Jones	2004-07	37
11.	Darrin Matthews	2004-07	35
	Bridger Buche	2007-11	35
	Pat O'Connor	**2012-Pres.**	**35**
13.	Brad Ohrman	2007-11	34
	Mike Brown	**2013-Pres.**	**34**
	Jason Beck	**2014-Pres.**	**34**

Brad Ohrman (2007-11)

Brandon Slater (2007-11)

Great Ibe (2013-15)

Jason Jones (2004-07)

TOTAL TACKLES

Season

Total	Player	Year
180	Alvin Sanders	1974
160	Joe Iliano	1982
156	Donald McCall	1999
155	Jim Durham	1984
155	Brian Karol	1974
153	David Lusky	2003
150	Mark Langkos	1996
146	Kevin Harrison	2004
144	David Lusky	2002
143	Pete Kalogeras	1970
142	Jeff Bixler	1975
136	Mark Hilla	1974
133	Reese McCaskill	1992
133	Great Ibe	2014
131	Great Ibe	2015
129	Kevin Wilkinson	1979
129	Larry Tiller	1976
128	Donald McCall	1998
127	Bonjiovanna Bonner	1982
127	Wardell Davis	1993
126	Bill Rush	1982
126	Larry Tiller	1977
125	Daniel Holtzclaw	2007
124	Donald McCall	1998
121	Bill Malcolm	1974

Career

Total	Player	Years
450	Reese McCaskill	1992-95
437	Daniel Holtzclaw	2005-08
423	Scott Russell	1998-01
375	Jeff Bixler	1972-75
360	David Marshall	1979-83
357	Kenny Philpot	1998-01
349	Pete Kalogeras	1968-70
346	David Lusky	2000-03
339	Ron Johnson	1974-77
329	Steve Vercammen	1972-74
326	Great Ibe	2013-15
325	Ron Rice	1991-94
320	Kevin Harrison	2001-04
315	Tom Williams	1976-78
300	Jim Durham	1981-84
294	Andre Hatchett	2006-09
290	Avery Brown	1994-97
288	Tom Menard	1984-88
282	Donald McCall	1998-99
280	Mike Skiver	1983-86
278	Kevin Tooson	1990-93
276	Bill Rush	1979-83
274	Brian Karol	1973-75
271	Darran Matthews	2004-07
271	Al Slamer	1974-77
269	Kevin Wilkinson	1975-79
268	Mike Danley	1989-92
266	Jerry Gaines	2001-04
264	Larry Tiller	1975-77
264	**Jason Beck**	**2014-Pres.**
258	Gordon Skotarczyk	1976-78
256	Ric Franz	1973-75
253	Scott Wyka	1986-89
254	Jacob Wyatt	2005-08

47 more players in EMU history have at least 200 career tackles

SOLO TACKLES

Season

Total	Player	Year
102	Donald McCall	1999
100	Mark Langkos	1996
91	Donald McCall	1998
77	Pete Kalogeras	1970
77	Alvin Sanders	1974
77	Mike Danley	1990
75	Bob Navarro	1990
69	Great Ibe	2014
68	Dave Pureifory	1970
67	Wardell Davis	1993
67	Ron Rice	1994
66	David Lusky	2003
66	Rontrell Woodruff	2005
65	Tom Williams	1978
64	Steve Vercammen	1973
64	Brian Karol	1974
64	Great Ibe	2015
62	Ric Franz	1974
62	Jeff Bixler	1975
62	Tom Williams	1977
62	Kevin Harrison	2004

Career

Total	Player	Years
226	Scott Russell	1998-01
223	Reese McCaskill	1992-95
193	Kenny Philpot	1998-01
193	Donald McCall	1998-99
188	Ron Rice	1991-94
183	Pete Kalogeras	1968-70
179	Daniel Holtzclaw	2005-08
178	Tom Williams	1976-78
173	Tom Menard	1984-88
167	Ron Johnson	1974-77
164	Steve Vercammen	1972-74
161	Jeff Bixler	1972-75
161	Great Ibe	2013-15
160	Scott Wyka	1986-89
156	Jacob Wyatt	2005-08
152	Kevin Tooson	1990-93
151	Gordon Skotarczyk	1976-78
147	Mike Danley	1989-92
146	Avery Brown	1994-97
142	David Lusky	2000-03

TACKLES FOR LOSS IN A SEASON

Season

Total	Player	Year
26	Avery Brown	1996
25	Dave Pureifory	1970
24.5	Kenny Philpot	2001
22	Tom Williams	1977
20	Kevin Kwiatkowski	1996
20	Troy Campbell	1998
20	Kenny Philpot	1999
19.5	Jason Jones	2007
19	Dave Pureifory	1969
19	Walter Campbell	1992

SACKS IN A SEASON

Season

Total	Player	Year
11	Avery Brown	1996
10.5	Kevin Howe	2005
10	Avery Brown	1995
8	Walter Campbell	1991
8	Walter Campbell	1992
8	Troy Campbell	1998
8	Derek Vitatoe	1998
8	**Pat O'Connor**	**2016**

ASSISTED TACKLES

Season

Total	Player	Year
103	Alvin Sanders	1974
102	Joe Iliano	1982
99	Jim Durham	1984
91	Brian Karol	1974
91	Ivory Hood	1968
87	David Lusky	2003
84	David Lusky	2002
84	Kevin Harrison	2004
83	Doug Cooper	1968
82	David Marshall	1981
82	Matt Finlay	1984
80	Bonjiovanna Bonner	1982
80	Jeff Bixler	1975
78	Don Ishmael	1979
78	Reese McCaskill	1992
75	Kevin Wilkinson	1979
75	Mark Hilla	1974
75	Daniel Holtzclaw	2006
75	Daniel Holtzclaw	2007

Career

Total	Player	Years
258	Daniel Holtzclaw	2005-08
236	David Marshall	1979-83
227	Reese McCaskill	1992-95
214	Jeff Bixler	1972-75
204	David Lusky	2000-03
197	Scott Russell	1998-01
190	Jim Durham	1981-84
183	Kevin Harrison	2001-04
172	Ron Johnson	1974-77
169	David Marshall	1979-82
166	Pete Kalogeras	1968-70
165	Steve Vercammen	1972-74
165	Great Ibe	2013-15
164	Kenny Philpot	1998-01
162	Matt Finlay	1983-85
161	Brian Karol	1973-75
158	Jeff Pierzynski	1980-84
158	Joe Iliano	1979-82
157	Andre Hatchett	2006-09

TACKLES FOR LOSS IN A CAREER

(since 1998 only)

Career

Total	Player	Years
50.0	Jason Jones	2004-07
33.0	Scott Russell	1998-01
31.5	**Pat O'Connor**	**2012-Pres.**
30.5	Kevin Howe	2003-06
27.0	Josh Hunt	2005-08
26.5	David Lusky	2000-03
24.5	Kenny Philpot	2001
24.5	Great Ibe	2013-15
24.0	Brad Ohrman	2007-11
22.0	Kevin Harrison	2001-04

SACKS IN A CAREER

(since 1998 only)

Career

Total	Player	Years
19.5	**Pat O'Connor**	**2012-Pres.**
17.5	Kevin Howe	2003-06
14.0	Jason Jones	2004-07
12.0	Kalonji Kashama	2010-13
11.5	Brad Ohrman	2007-11
10.0	Matt Kudu	2001-04
8.5	Kevin Harrison	2001-04
7.5	Brandon Downs	2005-09
7.5	Scott Russell	1998-01

FUMBLES FORCED IN A CAREER

(since 1998 only)

Total	Player	Year
7	**Pat O'Connor**	**2012-Pres.**
6	Kevin Howe	2003-06
5	Keyvon Barbee	2001-04
4	Accomplished eight times	

FUMBLES RECOVERED IN A CAREER

(since 1998 only)

Total	Player	Year
5	James Turner	2000-01
5	Josh Hunt	2005-08
4	Arrington Hicks	2007-10
4	Jermaine Jenkins	2006-09
4	Spenser Smith	2005-08
4	Jerry Gaines	2001-04
4	Pudge Cotton	2011-14

PASS BREAKUPS IN A CAREER

(since 1998 only)

Total	Player	Year
24	**DaQuan Pace**	**2013-Pres.**
18	Jerry Gaines	2001-04
15	Lincoln Dupree	1999
15	Arrington Hicks	2007-10
15	Andrae Brooks	2000-01
14	Rontrell Woodruff	2002-05
12	Michael Woods	2001-03
12	Willie Creear	2013-14

QUARTERBACK HURRIES IN A CAREER

(since 1998 only)

Total	Player	Year
28	**Pat O'Connor**	**2012-Pres.**
18	Jason Jones	2004-07
16	Kevin Howe	2003-06
15	Eric Young	2006-07
14	Buckmeier	1999
14	Brad Ohrman	2007-11
12	Brandon Downs	2005-09
11	Javon Reese	2008-11
11	Travis	1999
11	Josh Hunt	2005-08



Ron Johnson (1974-77) ranks ninth in career tackles with 339, including 167 solo stops in his four-year career. Johnson was EMU's first-ever first-round NFL draft pick, going to the Pittsburgh Steelers in 1978.

TACKLE LEADERS BY SEASON

Year	Player	Solo	Asst.	Total
1967	Ivory Hood	20	91	111
1968	Pete Kalogeras	54	32	86
1969	Pete Kalogeras	65	55	120
1970	Pete Kalogeras	77	66	143
1971	Will Foster	46	43	89
1972	Ron Fernandes	47	54	101
1973	Steve Vercammen	64	48	112
1974	Alvin Sanders	77	103	180
1975	Jeff Bixler	62	80	142
1976	Larry Tiller	61	68	129
1977	Larry Tiller	53	73	126
1978	Tom Williams	65	51	116
1979	Kevin Wilkinson	54	75	129
1980	Ken Banks	26	41	67
1982	Joe Iliano	58	102	160
1981	David Marshall	28	82	110
1983	David Marshall	49	67	116
1984	Jim Durham	56	99	155
1985	Mike Skiver	38	51	89
1986	Mike Skiver	48	39	87
1987	Keith Bertram	52	28	80
1988	Scott Wyka	57	28	85
1989	Tom Schooler	26	39	65
1990	Mike Danley	77	28	105
	Fred McClendon	75	30	105
1991	Mike Danley	43	48	91
1992	Reese McCaskill	55	78	133
1993	Wardell Davis	67	60	127
1994	Reese McCaskill	57	48	105
1995	Reese McCaskill	58	61	119
1996	Mark Langkos	100	50	150
1997	Jermaine Brooks	41	42	83
1998	Donald McCall	91	37	128
1999	Donald McCall	102	52	154
2000	Kenny Philpot	52	56	108
2001	Scott Russell	62	53	115
2002	David Lusky	56	88	144
2003	David Lusky	66	87	153
2004	Kevin Harrison	62	84	146
2005	Rontrell Woodruff	66	44	110
2006	Daniel Holtzclaw	39	75	114
2007	Daniel Holtzclaw	50	75	125
2008	Daniel Holtzclaw	49	58	107
2009	Andre Hatchett	55	58	113
2010	Neal Howey	44	51	95
2011	Justin Cudworth	32	51	83
2012	Blake Poole	31	58	89
2013	Ike Spearman	33	49	82
2014	Great Ibe	69	54	133
2015	Great Ibe	64	67	131
2016	**Kyle Rachwal**	**36**	**65**	**101**

Reese McCaskill (1992-95) led the Eagles in tackles in three of his four seasons and is the all-time leader in tackles at EMU with 450 in his career.



Dave Pureifory (1968-71) posted 25 tackles-for-loss during the 1970 season. Pureifory was a sixth-round draft pick by the Green Bay Packers in 1972.

TEAM DEFENSIVE RECORDS

Assisted Tackles

872 - 1972
804 - 1974
755 - 1981
754 - 1975
737 - 1984

Solo Tackles

699 - 1999
674 - 1998
645 - 1974
636 - 1975
634 - 1990
620 - 1993
618 - 1987
615 - 1994

Total Tackles

1,440 - 1991
1,365 - 1982
1,283 - 1975
1,182 - 1976
1,136 - 1977

Tackles For Loss

119 - 1999
89 - 1991
88 - 1970
86 - 1977
84 - 2000
82 - 2001
81 - 1992
79 - 1969
76 - 1976
76 - 1996

Quarterback Sacks

31 - 1998
30 - 1999
29 - 1995
26 - 1989
26 - 2000
23 - 1998
24 - 1991
24 - 1994
22 - 2013
21 - 1984
21 - 1987
20 - 2016

Fumbles Recovered

34 - 1987
26 - 1988
25 - 1984
20 - 1990
20 - 1993

Interceptions

29 - 1968
27 - 1989
20 - 1973
19 - 1970
19 - 1971
18 - 1972
18 - 1981
18 - 1991

Interception Yards

522 - 1968
286 - 1971
277 - 1972
250 - 1975
246 - 1987

LONGEST INTERCEPTION RETURNS

100 yards - Jerry Warkentien 10-5-68 at Akron TD
100 yards - George Duranko 11-18-72 at Central Michigan TD
100 yards - Jim Johnston 10-13-51 at Northern Illinois TD

INTERCEPTION LEADERS

Year	Name	Total
1971	Darrell Mossburg	6
1972	Darrell Mossburg	5
	Greg Brankston	5
1973	Jeff Bixler	7
1974	Jeff Bixler	6
1975	Sam Still	3
1976	Darrion Price	3
1977	Terry Thames	3
1978	Dave Smilo	2
	Brian Cotton	2
1979	Buster Johnson	4
1980	Brian Cotton	3
1981	Paul Muehring	3
1982	Paul Muehring	2
	Derron Vernon	2
1983	Anthony Fields	3
1984	Jerry Clayton	3
	Vince Evans	3
1985	Mike Skiver	4
	Tom Menard	4
1986	Tom Menard	3
1987	Charles Gordon	5
1988	Brian Carter	3
1989	Bob Navarro	12
1990	Kevin Tooson	2
	Anthony Williams	2
1991	Richard Palmer	7
1992	Ronald Rice	2
1993	Vashone Adams	3
	Maurice Reed	3
	Richard Palmer	3
1994	Vashone Adams	2
	Reese McCaskill	2
	Rodney Nubin	2
	Ron Rice	2
1995	Corey Baskin	3
	Mike Thomas	3
1996	Marcus Cox	2
	Corey Baskin	2
1997	Terry Reed	6
1998	Lincoln Dupree	5
1999	Lincoln Dupree	3
2000	Scott Russell	2
	Andrae Brooks	2
	James Willingham	2
2001	Erick Middleton	3
2002	Jerry Gaines	2
2003	David Lusky	2
2004	Rontrell Woodruff	3
2005	Daniel Holtzclaw	5
2006	Jacob Wyatt	2
	Duan Bracey	2
	Chris May	2
2007	Ryan Downard	6
2008	Ryan Downard/ Jermaine Jenkins	2
2009	Chris May	6
2010	Marcell Rose/ Colin Weingrad	1
2011	Brad Ohrman/ Bryan Pali/ Marlon Pollard/Marcell Rose/ Darius Scott	1
2012	Pudge Cotton	2
2013	Sean Kurtz/Ike Spearman	2
2014	Kevin Johnson	2
2015	Jason Beck/Anthony Brown Kyle Rachwal/Davon Russell	1
2016	**DaQuan Pace**	**3**

INTERCEPTION RETURN YARDAGE LEADERS

Year	Name	Total
1969	Pete Kalogeras	63
1970	Pete Kalogeras	89
1971	Darrell Mossburg	112
1972	George Duranko	100
1973	Jeff Bixler	85
1974	Greg Bankston	76
1975	Ed Ruzga	95
1976	Ron Johnson	51
1977	Terry Thames	31
1978	Brian Cotton	23
1979	Buster Johnson	75
1980	Brian Cotton	8
1981	Paul Muehring	46
1982	Derron Vernon	43
1983	Anthony Fields	9
	Dan Cohen	9
1984	Jerry Clayton	73
1985	Mike Skiver	61
1986	Tom Menard	31
1987	John Stoitsiadis	108
1988	Brian Carter	21
1989	Bob Navarro	73
1990	Kevin Tooson	39
1991	Richard Palmer	219
1992	Ronald Rice	51
1993	Vashone Adams	58
1994	Rodney Nubin	85
1995	Mike Thomas	35
1996	Marcus Cox	39
1997	Terry Reed	57
1998	Donald McCall	54
1999	Lincoln Dupree	93
2000	James Willingham	56
2001	Erick Middleton	27
2002	Rontrell Woodruff	24
2003	David Lusky	60
2004	Rontrell Woodruff	30
2005	Michael Richardson	43
2006	Corey Riley	78
2007	Ryan Downard	15
2008	Ryan Downard	35
2009	Chris May	126
2010	Marcell Rose	27
2011	Brad Ohrman	14
2012	Pudge Cotton	80
2013	Sean Kurtz	35
2014	Jason Beck	3
2015	Kyle Rachwal	35
2016	**Jaylen Pickett**	**57**

INTERCEPTIONS

Season

Total	Player	Year
12	Bob Navarro	1989
10	Joe Clinton	1968
8	George Harrison	1963
7	Jeff Bixler	1973
7	Richard Palmer	1991
6	Darrell Mossburg	1971
6	Jeff Bixler	1974
6	Terry Reed	1997
6	Ryan Downard	2007
6	Chris May	2009
5	Charles Gordon	1987
5	Lincoln Dupree	1998
5	Daniel Holtzclaw	2005

Career

Total	Player	Years
20	Joe Clinton	1966-69
16	George Harrison	1962-65
15	Jeff Bixler	1972-75
14	Darrell Mossburg	1970-72
12	Charles Gordon	1986-89
12	Bob Navarro	1987-90
10	Greg Bankston	1972-74
10	Tom Menard	1985-88
10	Richard Palmer	1990-93

INTERCEPTION RETURN YARDS

Season

Total	Player	Year
219	Richard Palmer	1991
212	Jerry Warkentien	1968
126	Chris May	2009
114	Larry Wells	1968
112	Darrell Mossburg	1971
108	John Stoitsiadis	1987
100	George Duranko	1972

Career

Total	Player	Years
238	Jerry Warkentien	1967-69
227	Richard Palmer	1990-93
187	Darrell Mossburg	1970-72
174	Jeff Bixler	1972-74
152	Pete Kalogeras	1968-70
149	Mike Skiver	1983-86
149	John Stoitsiadis	1986-89
140	John Hicks	1969-71
137	Steve Vercammen	1972-74
129	Charles Gordon	1986-89
114	Larry Wells	1967-68

Tom Menard (1985-88) does a television interview prior to the 1987 California Bowl. Menard led Eastern Michigan in interceptions in 1985 and 1986 and is tied for seventh in EMU's all-time list with 10 career picks.

THE LONGEST FIELD GOALS

55 yards - Dylan Mulder 11-7-15 at Miami
52 yards - Don Vesling 10-19-85 at Ohio
52 yards - Don Vesling 11-2-85 at Ball State
52 yards - Justin Ventura 10-25-97 at Marshall
52 Yards - Andrew Wellock 10-2-04 vs. Idaho
52 Yards - Andrew Wellock 11-19-05 at Buffalo
52 yards - Dylan Mulder 9-5-15 vs. Old Dominon
51 yards - John Laupp 9-12-87 at Miami
51 yards - Jim Langeloh 10-27-90 vs. Central Michigan
51 yards - Dylan Mulder 11-14-15 vs. UMass

Dylan Mulder (2012-15) holds the EMU record for longest field goal in program history, hitting from 55 yards against Miami in 2015. He also knocked in shots from 52 and 51 yards in his final season for the Eagles.

EXTRA POINTS MADE

Game

Total	Name	Date	Opponent
8	Toller Starnes	11-24-01	at Akron
8	Joe Carithers	11-29-08	vs. Central Michigan
8	**Paul Fricano**	**9-2-16**	**vs. Mississippi Valley State**
7	Justin Ventura	9-2-95	at Akron
7	Joe Carithers	11-22-08	at Temple
6	Boyd Williams	10-2-21	vs. Assumption
6	Bill MacGillivray	11-7-64	at Case Western
6	Mark Okla	10-18-69	vs. Kentucky State
6	Mark Okla	10-11-69	at Waynesburg
6	George Bailey	11-14-70	vs. Ball State
6	Jackson Nunn	9-11-71	vs. Wisc.-Oshkosh
6	Ray Vanover	10-27-73	vs. Youngstown State
6	Craig Motzer	10-29-77	at Akron
6	Justin Ventura	9-16-95	vs. UNLV
6	Justin Ventura	10-26-96	vs. Kent State
6	Justin Ventura	10-18-97	vs. Akron
6	Eric Klaban	9-28-02	vs. Southern Illinois
6	Zach Johnson	10-13-07	at Ohio
6	Dylan Mulder	10-20-12	vs. Army

Season

Total	Name	Year
40	**Paul Fricano**	**2016**
38	Joe Carithers	2008
37	Justin Ventura	1997
37	Eric Klaban	2002
36	Justin Ventura	1995
36	Dylan Mulder	2015
34	Tim Henneghan	1987
32	Andrew Wellock	2004
31	Ray Vanover	1973
27	Craig Motzer	1977
27	Zach Johnson	2007
27	Kody Fulkerson	2011
26	Accomplished three times	

Career

Total	Name	Years
113	Justin Ventura	95-98
104	Dylan Mulder	2012-15
92	Andrew Wellock	2003-06
92	Tim Henneghan	86-89
67	Ray Vanover	72-74
66	Toller Starnes	98-01
59	Joe Carithers	2008-09
43	George Bailey	68-70
40	**Paul Fricano**	**2016-Pres.**
38	Eric Klaban	02-02
36	Craig Motzer	77-79
32	Ken Dudal	75-76
34	Kody Fulkerson	2010-13
28	Jim Langeloh	89-92

EXTRA POINT ATTEMPTS

Game

Total	Name	Date	Opponent
8	George Bailey	11-1-69	at Northeastern
8	George Bailey	11-14-70	vs. Ball State
8	Toller Starnes	11-24-01	at Akron
8	Joe Carithers	11-28-08	vs. Central Mich.
8	**Paul Fricano**	**9-2-16**	**vs. Mississippi Valley**
7	Rod Place	11-10-51	vs. Southern Illinois
7	Mark Okla	10-11-69	vs. Waynesburg
7	Mark Okla	10-18-69	vs. Kentucky State
7	Jackson Nunn	9-11-71	vs. Wisc.-Oshkosh
7	Ray Vanover	9-29-73	vs. St. Norbert
7	Joe Carithers	11-22-08	at Temple
7	Justin Ventura	9-2-95	vs. Akron

Season

Total	Name	Year
41	**Paul Fricano**	**2016**
40	Justin Ventura	1995
39	Justin Ventura	1997
39	Eric Klaban	2002
38	Tim Henneghan	1987
38	Joe Carithers	2008
37	Ray Vanover	1973
36	Dylan Mulder	2015
34	Kody Fulkerson	2011
33	Andrew Wellock	2004
32	George Bailey	1970
31	Zach Johnson	2007

Career

Total	Name	Years
124	Justin Ventura	95-98
111	Dylan Mulder	2012-15
101	Tim Henneghan	86-89
95	Andrew Wellock	2003-06
76	Ray Vanover	72-74
68	Toller Starnes	98-01
60	Joe Carithers	2008-09
55	George Bailey	68-70
41	Craig Motzer	77-79
41	**Paul Fricano**	**2016-Pres.**

FIELD GOALS

Game

Total	Name	Date	Opponent
4	Craig Motzer	9-3-77	at Northern Illinois
4	Tim Henneghan	9-30-89	at Western Michigan
4	Jim Langeloh	10-27-90	vs. Central Michigan
4	Toller Starnes	11-13-99	at Central Michigan
4	Andrew Wellock	9-4-03	vs. Western Illinois
4	Andrew Wellock	11-6-04	vs. Central Mich.
4	Andrew Wellock	11-12-05	vs. Ball State
3	Bob Hirschmann	11-6-82	vs. Kent State
3	Bob Hirschmann	10-15-83	vs. Northern Illinois
3	Mario Ferretti	10-6-84	vs. Central Michigan
3	Tim Henneghan	9-2-89	vs. Kent State
3	Tim Henneghan	10-14-89	vs. Liberty
3	Tim Henneghan	10-28-89	at Central Michigan
3	Justin Ventura	9-23-95	vs. Ohio
3	Justin Ventura	11-4-95	at Miami
3	Justin Ventura	9-13-97	at Toledo
3	Justin Ventura	10-10-98	vs. Central Michigan
3	Toller Starnes	10-9-99	vs. Western Michigan
3	Andrew Wellock	9-2-04	vs. Buffalo
3	Andrew Wellock	9-24-05	at Central Michigan
3	Andrew Wellock	10-21-06	vs. Toledo
3	Andrew Wellock	10-28-06	at Western Michigan
3	Kody Fulkerson	11-19-11	at Kent State
3	Dyland Mulder	11-17-12	at Western Michigan
3	Dylan Mulder	11-22-14	at Ball State
3	**Paul Fricano**	**9-17-16**	**at Charlotte**

Season

Total	Name	Year
21	Andrew Wellock	2004
18	Andrew Wellock	2005
17	Toller Starnes	1999
17	**Paul Fricano**	**2016**
16	Tim Henneghan	1989
16	Andrew Wellock	2006
14	Andrew Wellock	2003
14	Kody Fulkerson	2011
12	Jim Langeloh	1990
12	Justin Ventura	1997
11	Mario Ferretti	1984
11	Justin Ventura	1995
11	Justin Ventura	1996
11	Toller Starnes	2000
11	Dylan Mulder	2015
10	Tim Henneghan	1987
10	Joe Carithers	2008
10	Joe Carrithers	2009
9	Jim Langeloh	1991

Career

Total	Name	Years
69	Andrew Wellock	2003-06
42	Justin Ventura	95-98
38	Tim Henneghan	86-89
35	Dylan Mulder	2012-15
34	Toller Starnes	98-01
22	Jim Langeloh	89-92
20	Joe Carithers	2008-09
17	**Paul Fricano**	**2016-Pres.**
16	Mario Ferretti	84-85
14	Craig Motzer	77-78
14	Kody Fulkerson	2010-13
11	Ray Vanover	72-74
11	Bob Hirschmann	82-83
10	Eric Klaban	01-02
9	George Bailey	67-70

Punting Records

THE LONGEST PUNTS

90 yards - Charles Nemeth 11-4-40 vs. Alma
90 yards - Jack Baker 10-18-43 at Wayne State

PUNTING AVERAGE

Game (Minimum Four punts)

Avg.	Name	Date	Opponent
50.0	**Austin Barnes**	**10-1-16**	**at Bowling Green**
49.5	Jay Karutz	9-11-10	at Miami
49.0	Jerry Wedge	10-27-56	vs. Eastern Illinois
48.7	Nick Avondet	9-3-98	vs. Northern Iowa
48.6	Jay Karutz	10-8-11	at Toledo
48.5	Rich Hanschu	9-13-80	at Bowling Green
48.2	Nick Avondet	10-10-98	vs. Central Michigan
48.0	Zach Johnson	9-23-06	vs. Central Michigan
48.0	**Austin Barnes**	**10-29-16**	**vs. Miami**
47.7	Nick Avondet	9-2-00	vs. UConn
47.5	Zach Johnson	11-16-07	at Central Mich.
47.5	Owen Dubiel	10-18-14	at UMass
47.2	**Austin Barnes**	**9-23-16**	**vs. Wyoming**
47.0	**Accomplished four times**		

Season (Minimum 20 punts)

Avg.	Name	Year
43.7	**Austin Barnes**	**2016**
43.6	Rich Hanschu	1980
43.6	Austin Barnes	2015
42.8	Nick Avondet	1998
42.7	Jay Karutz	2012
42.1	Zach Johnson	2007
41.6	Nick Avondet	2000
41.6	David Rysko	2002
40.9	Bob Hirschmann	1985
40.4	Zach Johnson	2009
40.2	Nick Avondet	1997
40.2	David Rysko	2003
40.0	Zach Johnson	2006
39.7	**Austin Barnes**	**2013**
39.4	Bob Hirschmann	1983

Career

Avg.	Name	Years
43.4	Rich Hanschu	79-80
42.6	**Austin Barnes**	**2013-Pres.**
40.5	Nick Avondet	97-00
40.2	Zach Johnson	2006-09
40.1	Jay Karutz	2010-12
38.9	David Rysko	2001-03
38.9	Owen Dubiel	2014
38.8	Wes Garner	1993
38.7	Bob Hirschmann	82-85
37.8	Andrew Wellock	2003-06



Nick Avondet (1997-2000), who holds the school record for punting yardage in a career, is just the second player in EMU history to punt for more than 10,000 yards.

PUNTING YARDAGE

Game

Total	Name	Date	Opponent
642	Nick Avondet	9-11-99	at Michigan State
517	David Rysko	8-31-02	at Michigan State
469	Tom Boutin	9-15-73	vs. Louisiana Tech
464	George Bailey	10-27-69	vs. Akron
461	George Guzman	9-28-96	at Michigan State
461	Austin Barnes	9-7-13	at Penn State
455	David Rysko	11-17-01	at Toledo
452	Steve Coulter	11-7-81	at Kent State
434	Greg Urich	10-2-76	vs. Northern Michigan
428	Nick Avondet	9-3-98	vs. Northern Iowa
427	Jay Karutz	9-22-12	vs. Michigan State
409	Nick Avondet	9-18-99	at Miami
407	Austin Barnes	9-20-14	at Michigan State
397	George Bailey	11-16-68	at Wittenberg
396	Monty Kirkland	9-22-90	at Youngstown State
396	Nick Avondet	9-16-00	at South Carolina
391	Mike Logan	10-2-71	at Idaho State
389	Jay Karutz	10-8-11	at Toledo
377	Rick Baker	9-2-78	at Northern Michigan
376	Jay Karutz	10-6-12	vs. Kent State
376	**Austin Barnes**	**9-10-16**	**at Missouri**
370	Bob Hirschmann	9-1-84	vs. Kent State

Season

Total	Name	Year
3,260	David Rysko	2003
3,152	David Rysko	2001
2,954	Nick Avondet	2000
2,949	Jay Karutz	2012
2,793	Nick Avondet	1999
2,780	Bob Hirschmann	1982
2,714	Wes Garner	1993
2,700	Bob Hirschmann	1984
2,695	Nick Avondet	1998
2,660	David Rysko	2002
2,632	Jay Karutz	2010
2,624	**Austin Barnes**	**2016**
2,603	Zach Johnson	2006
2,492	Monty Kirkland	1991
2,488	Greg Urich	1978
2,487	Rich Hanschu	1980
2,482	Jay Karutz	2011
2,468	Dave Spencer	1974
2,447	Rick Baker	1978
2,441	Owen Dubiel	2014
2,428	Brad Horton	1992
2,377	Bob Hirschmann	1985
2,355	Zach Johnson	2007
2,339	George Bailey	1970
2,335	Tom Boutin	1973
2,245	Mike Logan	1971
2,225	Lonny Head	1966

Career

Total	Name	Years
10,618	Nick Avondet	97-00
10,025	Bob Hirschmann	82-85
9,072	David Rysko	2001-03
8.063	Jay Karutz	2010-12
7,764	Zach Johnson	2006-09
7,591	George Bailey	67-70
7,548	**Austin Barnes**	**2013-Pres.**
6,279	Rick Baker	77-79
5,799	Monty Kirkland	88-91
5,129	Ron Banaitis	86-88
4,779	Lonny Head	64-66
4,186	Tom Boutin	72-73
4,042	Andrew Wellock	2003-06
3,607	Dave Spencer	74-75
3536	Jay Gardziola	94-95
3,040	Dave Longridge	58-59
2,761	Gerald Miller	54-57

Jay Karutz (2010-12) had a career day punting the football, racking up four punts for 198 yards for a 49.5 yard average versus Miami, Sept. 11, 2010. Two of the punts were downed inside the one-yard line, that 49.5 yard average was a school record, shattering the previous single-game mark of 49.0 set by Jerry Wedge versus Eastern Illinois University, Oct. 27, 1956.

Punt Return Records

THE LONGEST PUNT RETURNS

96 yards - Craig Thompson 10-19-91 vs. Western Michigan TD
92 yards - Chip Gooden 10-4-69 at Indiana State TD
91 yards - Charles Gordon 9-16-89 at Ohio TD
85 yards - Chip Gooden 9-29-69 at Murray State TD
85 yards - Craig Thompson 10-6-90 at Toledo TD
82 - Chris R. Roberson, 10-19-02 at Ball State TD
82 - Bill Rush, 10-10-81 vs. Toledo, TD
80 yards - John C. Brown 10-23-42 vs. Wayne State TD
79 yards - Ashantti Watson 10-7-00 vs. Toledo

PUNT RETURN LEADERS

Year	Name	Ret.
1969	Chip Gooden	16
1970	Chip Gooden	11
1971	Darrell Mossburg	24
1972	Darrell Mossburg	23
1973	Mike Strickland	14
1974	Mike Colaianne	5
1975	Clarence Chapman	8
1976	James Hall	15
1977	Buster Johnson	27
1978	Buster Johnson	24
1979	Buster Johnson	23
1980	Mike Lewis	5
1981	Bill Rush	11
1982	Bill Rush	40
1983	Bill Rush	23
1984	Derrin Powell	12
1985	Marcus Mathews	12
1986	Marcus Mathews	17
1987	Charles Gordon	23
1988	Charles Gordon	8
1989	Charles Gordon	21
1990	Todd Bell	13
1991	Craig Thompson	19
1992	Craig Thompson	15
1993	Steve Clay	11
1994	Steve Clay	14
1995	Steve Clay	8
1996	Keijuan Douglas	12
1997	Keijuan Douglas	24
1998	Keijuan Douglas	12
1999	Lincoln Dupree	17
2000	Ashantti Watson	10
	Brandon Lewis	10
2001	Terrance Lloyd	13
2002	Chris R. Roberson	21
2003	Trumaine Riley	15
2004	Trumaine Riley	20
2005	Trumaine Riley	12
2006	Trumaine Riley	21
2007	Nate Beard	11
2008	DeAnthony White	6
2009	Marvon Sanders	6
2010	Ryan Downard	6
2011	Marlon Pollard	15
2012	Demarius Reed	13
2013	Demarius Reed	7
2014	Jaleel Canty	5
2015	Blake Banham	8
2016	**Blake Banham**	**5**

Craig Thompson (1990-93) returned two punts and two kickoffs for touchdowns in his career. He is still EMU's career leader in punt return yardage with 705 on just 52 returns, a 13.6 yards-per-return average. He ranks fourth in career kickoff return yards.

PUNT RETURN YARDAGE LEADERS

Year	Name	Yards
1969	Chip Gooden	367
1970	Chip Gooden	59
1971	Darrell Mossburg	251
1972	Darrell Mossburg	256
1973	Mike Strickland	194
1974	Rod Slater	26
1975	Clarence Chapman	92
1976	James Hall	112
1977	Buster Johnson	186
1978	Buster Johnson	287
1979	Buster Johnson	114
1980	Mike Lewis	49
1981	Bill Rush	98
1982	Bill Rush	323
1983	Bill Rush	123
1984	Derrin Powell	40
1985	Marcus Mathews	145
1986	Marcus Mathews	81
1987	Charles Gordon	250
1988	Mark Ziegler	88
1989	Charles Gordon	200
1990	Craig Thompson	244
1991	Craig Thompson	217
1992	Craig Thompson	193
1993	Steve Clay	117
1994	Steve Clay	278
1995	Steve Clay	166
1996	Keijuan Douglas	183
1997	Keijuan Douglas	280
1998	Lincoln Dupree	89
1999	Lincoln Dupree	132
2000	Ashantti Watson	142
2001	Ashantti Watson	73
2002	Chris R. Roberson	232
2003	Trumaine Riley	156
2004	Trumaine Riley	160
2005	Trumaine Riley	73
2006	Trumaine Riley	169
2007	Nate Beard	55
2008	Marvon Sanders	37
2009	Marvon Sanders	35
2010	Ryan Downard	29
2011	Demarius Reed	167
2012	Demarius Reed	24
2013	Demarius Reed	46
2014	Jaleel Canty	47
2015	Blake Banham	76
2016	**Blake Banham**	**27**

Punt Returns

Season

No.	Player	Year
40	Bill Rush	1982
35	Chip Gooden	1968
27	Buster Johnson	1977
24	Darrell Mossburg	1971
24	Buster Johnson	1978
24	Keijuan Douglas	1997
23	Darrell Mossburg	1972
23	Buster Johnson	1979
23	Bill Rush	1983
23	Charles Gordon	1987

Career

No.	Player	Years
75	Bill Rush	1979-83
74	Buster Johnson	1977-79
68	Trumaine Riley	2003-06
61	Charles Gordon	1986-89
54	Darrell Mossburg	1970-72
52	Craig Thompson	1990-93
48	Keijuan Douglas	1996-00

Punt Return Yards

Season

Yds	Player	Year
367	Chip Gooden	1969
323	Bill Rush	1982
315	Chip Gooden	1968
287	Buster Johnson	1978
280	Keijuan Douglas	1997
278	Steve Clay	1994
256	Darrell Mossburg	1972
251	Darrell Mossburg	1971
250	Charles Gordon	1970

Career

Yds	Player	Years
705	Craig Thompson	1990-93
682	Chip Gooden	1968-71
656	Steve Clay	1992-95
611	Charles Gordon	1986-89
587	Buster Johnson	1977-79
558	Trumaine Riley	2003-06
557	Darrell Mossburg	1970-72
528	Keijuan Douglas	1996-00

Kick Return Records

THE LONGEST KICKOFF RETURNS

100 yards - Lincoln Dupree 11-20-99 at Northern Illinois TD
98 yards - Clarence Chapman 11-23-74 at Toledo TD
98 yards - Craig Thompson 10-31-92 at Army TD
95 yards - Steve Clay 11-6-93 at Akron TD
95 yards - Savon Edwards 10-25-97 at Marshall TD
93 yards - Steve Clay 9-9-95 at Pittsburgh TD
91 yards - Tom Parm 11-10-79 at Central Michigan TD
90 yards - Virgil Windom 10-15-55 vs. Illinois State TD
90 yards - Dontayo Gage 9-8-07 vs. Ball State TD
90 yards - Tyler Allen 10-19-13 vs. Ohio TD (opening kickoff)
89 yards - Al Clark 10-17-70 at Eastern Kentucky
88 yards - Craig Thompson 9-9-93 vs. Temple TD
87 yards - Virgil Windom 11-5-55 vs. Central Michigan

KICKOFF RETURN LEADERS

Year	Name	Ret.
1969	Chip Gooden	9
1970	Al Clark	9
1971	John Williamson	11
1972	Mike Strickland	10
1973	Clarence Chapman	6
1974	Clarence Chapman	20
1975	Clarence Chapman	19
1976	Terry Thames	21
1977	Buster Johnson	25
1978	Buster Johnson	15
1979	Tom Parm	19
1980	Carl Hood	21
1981	Bill Rush	11
1982	Derrick Tolliver	13
1983	Derron Vernon	17
1984	Gary Patton	25
1985	Gary Patton	19
1986	Gary Patton	17
1987	Glennard Smith	30
1988	John Stoitsiadis	27
1989	Paul Powell	16
1990	Rodney Screen	24
1991	Ronald Rice	11
1992	Craig Thompson	18
1993	Steve Clay	13
1994	Steve Clay	30
1995	Steve Clay	14
	Savon Edwards	14
1996	Corey Baskin	14
1997	Savon Edwards	20
1998	John White	17
1999	Kenny Christian	16
2000	Kenny Christian	14
2001	Chris Talley, Terrance Lloyd,	12
	Chris R. Roberson	12
2002	LaGarian Houston	32
2003	Trumaine Riley	41
2004	Trumaine Riley	36
2005	Trumaine Riley	22
2006	Trumaine Riley	31
2007	Dontayo Gage	44
2008	Dontayo Gage	30
2009	Johnny Sears	33
2010	Corey Welch	33
2011	Corey Welch	15
2012	Tyler Allen	45
2013	Tyler Allen	51
2014	Tyler Allen	34
2015	Blake Banham	20
2016	**Jaron Johnson**	**19**



Lincoln Dupree (1998-99) is the only EMU player ever to return a kickoff 100 yards for a touchdown, doing it against Northern Illinois, Nov. 20, 1999. Dupree also led the Eagles in interceptions in each of his two seasons.

KICKOFF RETURN YARDAGE LEADERS

Year	Name	Yards
1969	Chip Gooden	219
1970	Al Clark	250
1971	John Williamson	241
1972	Mike Strickland	247
1973	Clarence Chapman	169
1974	Clarence Chapman	579
1975	Clarence Chapman	580
1976	James Hall	447
1977	Buster Johnson	519
1978	Buster Johsnson	289
1979	Tom Parm	472
1980	Carl Hood	500
1981	Bill Rush	218
1982	Derrick Tolliver	267
1983	Derron Vernon	423
1984	Gary Patton	490
1985	Gary Patton	339
1986	Gary Patton	384
1987	Glennard Smith	626
1988	John Stoitsiadis	534
1989	Paul Powell	394
1990	Rodney Screen	519
1991	Ron Rice	319
1992	Craig Thompson	490
1993	Steve Clay	399
1994	Steve Clay	652
1995	Steve Clay	395
1996	Corey Baskin	273
1997	Savon Edwards	486
1998	John White	535
1999	Kenny Christian	334
2000	Kenny Christian	301
2001	Chris R. Roberson	277
2002	LaGarian Houston	601
2003	Trumaine Riley	725
2004	Trumaine Riley	646
2005	Trumaine Riley	492
2006	Trumaine Riley	678
2007	Dontayo Gage	1,016
2008	Dontayo Gage	538
2009	Johnny Sears	755
2010	Corey Welch	688
2011	Corey Welch	304
2012	Tyler Allen	1,036
2013	Tyler Allen	1,014
2014	Tyler Allen	614
2015	Blake Banham	399
2016	**Jaron Johnson**	**351**

Kickoff Returns

Season

Total	Player	Year
51	Tyler Allen	2013
46	Tyler Allen	2012
44	Dontayo Gage	2007
41	Trumaine Riley	2003
36	Trumaine Riley	2004
34	Tyler Allen	2014
33	Johnny Sears	2009
33	Corey Welch	2010
31	Trumaine Riley	2006

Career

No.	Player	Years
131	Tyler Allen	2011-14
130	Trumaine Riley	2003-06
81	Corey Welch	2008-12
76	Dontayo Gage	2006-09
71	Steve Clay	92-95
63	Gary Patton	84-87
56	John Stoitsiadis	86-89
53	Craig Thompson	90-93
45	Clarence Chapman	73-75

Return Yards

Season

Total	Player
1,036	Tyler Allen
1,016	Dontayo Gage
1,014	Tyler Allen
755	Johnny Sears
725	Trumaine Riley
688	Corey Welch
678	Trumaine Riley
652	Steve Clay
646	Trumaine Riley

Career

Year	Total	Player	Years
2012	2,664	Tyler Allen	2011-14
2007	2,541	Trumaine Riley	2003-06
2013	1,772	Steve Clay	92-95
2009	1,704	Corey Welch	2008-12
2003	1,587	Dontayo Gage	2006-09
2010	1,278	Clarence Chapman	73-76
2006	1,236	Gary Patton	84-87
1994	1,232	Craig Thompson	90-93
2004	1,074	John Stoitsiadis	86-89

Return Records for Touchdowns

(Since 1967)

Player	Yds.	Kind	Date	Opponent
Jaylen Pickett	**36**	**Interception**	**9-17-16**	**at Charlotte**
Kyle Rachwal	35	Interception	11-27-15	at Central Michigan
Nathan Adams	1	Blk. Punt	8-30-14	Morgan State
Sean Kurtz	10	Interception	11-23-13	Bowling Green
Tyler Allen	90 @	Kickoff	10-19-13	Ohio
Hunter Matt	11	Fumble	9-7-13	at Penn State
Pudge Cotton	28	Interception	9-15-12	at Purdue
Demarius Reed	83	Punt	11-19-11	Kent State
Derrick Hunter	80	Fumble	10-13-07	at Ohio
Ryan Downard	97	Blk. PAT	10-6-07	at Michigan
Dontayo Gage	90	Kickoff	9-8-07	Ball State
Michael Richardson	43	Interception	11-19-05	at Buffalo
Travis Lewis	3	Blk. Punt	11-13-04	at Kent State
Jerry Gaines	82	Fumble	9-2-04	BUFFALO
C.R. Roberson	82	Punt	10-19-02	at Ball State
Jerry Gaines	36	Interception	10-5-02	AKRON
James Willingham	56	Interception	11-4-00	CENTRAL MICHIGAN
Lincoln Dupree	100	Kickoff	11-20-99	at Northern Illinois
Lincoln Dupree	58	Interception	10-23-99	at Toledo
James Willingham	79	Fumble	9-25-99	AKRON
Savon Edwards	95	Kickoff	10-25-97	at Marshall
Keijuan Douglas	59	Punt	11-9-96	KENT STATE
Marcus Cox	31	Interception	10-19-96	at Central Michigan
Cornelius Pearson	98	Fumble	9-14-96	at Western Michigan
Steve Clay	78	Punt	10-21-95	at Ball State
Steve Clay	93	Kickoff	9-9-95	at Pittsburgh
Kwesi Ramsey	45	Fumble	9-2-95	at Akron
Mike Thomas	60	Fumble	9-2-95	at Akron
Vashone Adams	42	Interception	10-29-94	at Ball State
Rodney Nubin	85	Interception	10-29-94	at Ball State
Steve Clay	38	Punt	10-8-94	at Kent State
Steve Clay	95	Kickoff	11-6-93	at Akron
Vashone Adams	57	Interception	10-2-93	at Miami
Craig Thompson	88#	Kickoff	9-9-93	TEMPLE
Craig Thompson	98	Kickoff	10-31-92	at Army
Richard Palmer	76	Interception	10-19-91	WESTERN MICHIGAN
Craig Thompson	96	Punt	10-19-91	WESTERN MICHIGAN
Todd Bell	67	Punt	11-10-90	BALL STATE
Craig Thompson	85	Punt	10-6-90	at Toledo
Charles Gordon	91	Punt	9-16-89	OHIO
Charles Gordon	70	Interception	11-14-87	BOWLING GREEN
Tom Menard	30	Interception	9-12-87	at Miami



Mike Strickland (1972-74) returned a punt for a touchdown against Louisiana Tech in 1973. He was also named the James "Bingo" Brown Award winner in 1974 after piling up 1,203 yards of total offense and leading EMU in rushing and total offense in each of his seasons.



Steve Clay (1992-95) returned two punts and two kickoffs for touchdowns during his career, tying him for the career touchdown return lead.

#-First-ever KO return TD in Rynearson Stadium

Player	Yds.	Kind	Date	Opponent
Mike Skiver	41	Interception	9-7-85	YOUNGSTOWN STATE
Mike Skiver	58	Interception	10-20-84	at Toledo
Matt Finlay	67	Int.	9-1-84	at Youngstown St.
Bill Rush	82	Punt	10-10-81	TOLEDO
Tom Parm	91	Kickoff	10-10-79	at Central Michigan
Buster Johnson	59	Punt	9-30-78	at Toledo
Buster Johnson	65	Punt	9-9-78	at Ohio
Ed Woods	9	Blk. Punt	10-11-75	at Central Michigan
Ed Ruzga	95	Interception	9-20-75	at UL-Monroe
Darrion Price	39	Interception	9-13-75	INDIANA STATE
Clarence Chapman	98	Kickoff	11-23-74	at Toledo
Greg Bankston	76	Interception	11-2-74	CENTRAL MICHIGAN
Clarence Chapman	85	Kickoff	10-19-74	at Northern Michigan
Mike Strickland	50	Punt	9-15-73	LOUISIANA TECH
George Duranko	100	Interception	11-18-72	at Central Michigan
Steve Vercammen	72	Interception	10-28-72	N.M. HIGHLANDS
John Hicks	36	Interception	10-9-71	WESTERN KENTUCKY
John Hull	21	Interception	11-14-70	BALL STATE
Herman Humes	40	Fumble	9-26-70	WAYNESBURG
Joe Clinton	37	Punt	11-1-69	at Northeastern
John Hicks	50	Interception	10-11-69	at Waynesburg
Pete Kalogeras	63	Interception	10-11-69	at Waynesburg
Chip Gooden	92	Punt	10-4-69	at Indiana State
Jerry Warkentein	100	Interception	10-5-68	at Akron
Larry Wells	59	Interception	9-28-68	at Arkansas State
Jerry Warkentein	26	Interception	10-7-67	at Case Western
Glenn Crane	32	Interception	10-7-67	at Case Western

SCORING

Points

Game

Total	Opponent	Date
76	vs. Toledo A.A.	11-3-1894
65	vs. Eastern Ill.	10-27-56
62	at Akron	11-24-01
61	vs. CMU	11-6-04
61	**vs. Mississippi Valley**	**9-2-16**
60	vs. Ball State	11-14-70
56	at Northeastern	11-1-69
56	vs. Cent. Mich.	11-28-08
54	at Northern Illinois	11-2-57
52	at Temple	11-22-08
51	vs. Illinois State	11-8-75
51	vs. UNLV	9-16-95
51	vs. Kent State	10-26-96
50	vs. Oshkosh St.	9-11-71

Season

Total	Year
365	**2016**
363	1995
343	1987
329	1997
328	2004
309	2008
305	2015
290	2007
286	2002
265	1973
255	1969
255	2011
252	1989
248	1968
247	1994
240	2005
239	1977
239	1999
237	1970
237	1957

Touchdowns

Game

Total	Opponent	Date
10	vs. Eastern Ill.	10-27-56
8	at Akron	11-24-01
8	vs. Northeastern	11-1-69
8	at Northern Illinois	11-2-57
8	vs. Ball State	11-14-70
8	vs. Cent. Mich.	11-28-08
8	**vs. Miss Valley**	**9-2-16**

Season

Total	Year
48	1995
45	1987
45	**2016**
42	1997
40	2008
39	2015
39	2007
37	1973
37	2004
36	1957
36	1969
35	1968
32	1954
32	1970

Field Goals

Game

Total	Opponent	Date
4	vs. Central Mich.	10-27-90
4	at Western Mich.	9-30-89
4	at Northern Ill.	9-3-77
4	at Central Mich.	11-13-99
4	vs. Western Ill.	9-4-03
4	vs. Central Mich.	11-6-04
4	vs. Ball St.	11-12-05
3	vs. Northern Ill.	10-15-83
3	vs. Kent State	11-6-82
3	vs. Central Mich.	10-6-84
3	vs. Ohio	9-23-95
3	at Miami	11-4-95
3	at Toledo	9-13-97
3	vs. SE Missouri St.	9-1-01
3	vs. Buffalo	9-2-04
3	at Cent. Mich.	9-24-05
3	vs. Toledo	10-21-06
3	at West. Mich.	10-28-06
3	vs. Kent State	11-19-11
3	at West. Mich.	11-17-12
3	at Ball State	11-22-14
3	**at Charlotte**	**9-17-16**

Season

Total	Year
22	2004
18	2005
17	1999
17	**2016**
16	1989
16	2006
14	2003
14	2011

Extra Points Converted

Game

Total	Opponent	Date
8	at Akron	11-24-01
8	vs. Cent. Mich.	11-28-08
8	**vs. Miss. Valley**	**9-2-16**
7	at Temple	11-22-08
6	Accomplished 13 times	

Season

Total	Year	Tot	Year
40	**2016**	27	1989
39	2008	27	2010
37	1997	27	2011
36	1995	26	1970
36	2007	26	1971
36	2015	24	1999
34	1987	24	2013
32	2004	23	1998
31	1973	22	1975
28	1994	22	2000
27	1969	22	2005
		22	2014

TOTAL OFFENSE

Plays

Game

Total	Opponent	Date
109	**at Ball State**	**11-8-16**
105	vs. Central Mich.	11-28-08
100	vs. Central Mich.	11-6-04
96	at Wayne State	10-28-67
96	vs. Central Mich.	10-7-95
96	vs. Toledo	9-18-04
95	at Central Mich.	10-19-96
95	at Temple	11-22-08
94	vs. Central Mich.	11-2-63
94	**vs. Northern Ill.**	**11-16-16**
93	vs. Illinois State	11-7-53
93	at Miami	11-4-95

Season

Total	Year
917	2008
914	**2016**
877	2004
830	2015
820	1995
819	2007
818	1987
808	1997
797	1982
794	1977
793	2010
789	1989
781	2005
779	1983
779	2014
777	2001
777	2011
768	1990
764	2000
758	1990

First Downs

Game

Total	Opponent	Date
38	vs. Central Mich.	11-28-08
35	**at Ball State**	**11-6-16**
33	at Central Mich.	10-19-96
32	at Temple	11-22-08
32	**vs. Northern Ill.**	**11-16-16**
30	vs. Northern Mich.	10-9-48
30	at Miami	11-4-95
30	vs. Kent State	9-20-97
30	vs. Western Mich.	11-1-97
30	vs. Indiana State	8-28-08
30	at Ball State	11-22-14
29	at Toledo	10-28-95
29	vs. Ball State	11-5-11

Season

Total	Year
276	2008
275	**2016**
259	1997
252	1995
247	2004
246	1987
241	2015
225	1986
223	1996
218	2007
213	2005
211	2011

Total Offense

Game

Total	Opponent	Date
637	vs. Indiana St.	8-28-08
632	vs. Akron	10-18-97
624	vs. Toledo	10-13-12
622	**at Ball State**	**11-8-16**
616	vs. Cent. Mich.	11-28-08
596	vs. Southern Ill.	9-28-02
594	at Akron	10-29-77
580	vs. Kent State	10-26-96
571	at Toledo	10-28-95
570	at N. Car. A&T	11-5-77
563	vs. Northern Ill.	11-17-50
552	at Temple	11-22-08
551	vs. Central Mich.	11-6-04
547	at Kent State	11-18-95

Season

Total	Year
5,447	**2016**
5,010	2008
4,940	1995
4,707	2004
4,687	1997
4,560	2015
4,275	1987
4,261	1977
4,140	2011
4,074	1986
4,050	2007
4,033	2013
4,001	2010
3,985	1998
3,809	1996
3,805	2005

Fumbles

Game

Total	Opponent	Date
13	vs. Illinois State	11-3-51
11	vs. Northern Mich.	10-13-75
10	vs. CMU	11-2-63
9	vs. Ball State	10-26-74
8	six tied with eight	

Season

Tot	Year
38	1951
36	1952
36	1983
35	1960
35	1976
35	1992

Fumbles Lost

Game

Total	Opponent	Date
9	vs. Illinois State	11-3-51
7	vs. NMU	10-18-75
5	four tied with 5	

Season

Total	Year
21	1953
21	1954
21	1977
20	1951

RUSHING

Rushing Attempts

Game

Total	Opponent	Date
80	vs. Northern Iowa	11-9-68
76	vs. Illinois State	11-7-53
74	vs. Hope	9-22-51
70	at Toledo	11-23-74
70	vs. Western Ill.	10-25-75
69	at Hope	9-20-52
67	at Kent State	10-5-91

Season

Total	Year
610	1987
575	2011
568	1975
564	1977
563	1968
552	1974
544	1967
532	1989
516	1982

Net Yards Rushing

Game

Total	Opponent	Date
413	vs. Indiana St.	8-28-08
410	vs. Wisc.-Mil.	10-24-70
393	at N. Car. A&T	11-5-77
381	vs. Ball State	11-14-70
379	at Idaho State	10-2-71
378	at Akron	10-29-77
356	at Waynesburg	10-11-69
352	vs. Kentucky St.	10-18-69
351	at Illinois State	9-27-57
350	vs. West. Mich.	11-15-75
350	at Central Mich.	10-15-11

Season

Total	Year
2,701	1987
2,620	2011
2,480	1977
2,361	1971
2,272	1975
2,114	1967
2,080	2010
2,056	1972
2,042	1986
1,960	1969
1,960	2012
1,929	1970
1,898	**2016**
1,896	2013
1,894	2015
1,878	2007
1,861	1974

Fewest Net Yards

Game

Total	Opponent	Date
(- 8)	vs. Western Ill.	11-12-60
(- 1)	vs. Lou. Tech	9-15-73
(- 1)	at BGSU	11-13-82

Season

Total	Year
554	1960
593	1962
645	1959

PASSING

Passes Attempted

Game

Total	Opponent	Date
80	vs. Cent. Mich.	11-28-08
76	at Temple	11-22-08
72	**at Ball State**	**11-8-16**
62	at Miami	11-4-95
62	at Central Mich.	10-19-96
58	at Toledo	10-28-95
56	vs. Northern Iowa	9-3-98
54	vs. Cent. Mich.	11-6-04
53	vs. Central Mich.	10-7-95
52	at BGSU	10-30-04
51	vs. Western Mich.	10-9-99
51	vs. Northern Ill.	11-11-00
51	vs. Nor. Ill.	11-20-04
50	at Temple	9-23-00
50	at Akron	11-24-01
50	vs. Toledo	9-18-04
50	at Ball State	10-25-08

Season

Total	Year
499	2008
472	**2016**
454	2004
441	1995
438	1997
424	1996
422	2005
421	1998
413	2000
404	2001
383	1999
361	2007
336	2013
330	1983

Passes Completed

Game

Total	Opponent	Date
58	vs. Cent. Mich.	11-28-08
50	at Temple	11-22-08
40	vs. WMU	11-5-05
37	**at Ball State**	**11-8-16**
36	vs. Northern Ill.	11-11-00
36	at CMU	9-24-05
36	at Ball State	11-22-14
34	at Temple	9-23-00
32	vs. Central Mich.	10-7-95
32	vs. Western Mich.	11-1-97
32	at Michigan	9-19-98
31	at Toledo	10-28-95
31	vs. Cent. Mich.	11-6-04

Season

Total	Year
308	2008
283	**2016**
262	2005
254	1995
250	1997
245	2000
243	1998
234	2004
217	1996
215	2007
210	1999
202	2001
185	1994

Passing Yardage

Game

Total	Opponent	Date
516	vs. Cent. Mich.	11-28-08
484	at Temple	11-22-08
468	**at Ball State**	**11-8-16**
450	at Central Mich.	10-19-96
448	vs. Akron	10-18-97
439	at Western Mich.	10-17-98
436	vs. Western Mich.	11-1-97
430	at Toledo	10-28-95
412	vs. Ohio	9-23-95
409	at Ball State	11-22-14
399	vs. West. Mich.	11-5-05
392	at Akron	11-24-01
390	vs. Akron	10-5-02
390	at Ball State	10-9-04
388	at BGSU	10-30-04
385	vs. Central Mich.	10-7-95
380	at Central Mich.	9-24-05

Season

Total	Year
3,549	**2016**
3,323	1995
3,314	1997
3,232	2008
3,010	1998
2,883	2004
2,669	1996
2,666	2015
2,595	1999
2,450	2005
2,407	2000
2,256	1994
2,172	2007
2,137	2013
2,111	2001
2,032	1986
1,977	1983
1,959	1989
1,921	2010
1,905	1990
1,825	2009
1,821	2014
1,784	1979
1,784	1977
1,779	1973
1,754	1985

Touchdown Passes

Game

Total	Opponent	Date
6	at Akron	11-24-01
5	vs. Morningside	9-14-68
5	vs. Weber State	11-22-73
5	at Ohio	10-13-07
5	vs. Cent. Mich.	11-28-08
4	11 Times	

Season

Tot	Year
23	**2016**
23	1995
23	1997
21	2004
20	1973
19	2012
18	1954
18	2015
17	1994
17	2007
17	2008
16	1998
16	2005
15	2001

Passes Intercepted

Game

Total	Opponent	Date
7	at Illinois State	11-6-54
5	vs. Ball State	10-15-49
5	at Northern Ill.	10-16-54
5	vs. Hope	9-17-55
5	vs. BGSU	9-16-78
5	vs. Nor. Ill.	11-20-04
5	at Vanderbilt	11-9-07

Season

Total	Year
21	1976
21	1977
21	1983
19	1995
17	1979
17	1990
17	1992

Evans Hicks (left) and veteran Detroit reporter Joe Falls (right) talk with a young fan prior to the 1987 California Bowl.

PUNTING

Number of Punts

Game

Total	Opponent	Date
16	at Michigan State	9-11-99
13	at Indiana State	10-4-69
12	at Wittenberg	11-16-68
12	at Akron	9-27-69
12	vs. Louisiana Tech	9-15-73
12	vs. Northern Mich.	10-2-76
12	vs. McNeese State	9-24-77
12	at Kent State	11-7-81
12	at Michigan State	9-28-96
12	at Toledo	11-17-01
12	at Michigan State	8-31-02

Season

Total	Year
89	1981
89	2001
84	2014
82	1982
81	2003
77	1974
75	1999
75	2000
73	1992

Punting Yardage

Game

Total	Opponent	Date
642	at Michigan State	9-11-99
517	at Michigan State	8-31-02
469	vs. Louisiana Tech	9-15-73
464	vs. Akron	9-27-69
461	at Michigan State	9-26-96
461	at Penn State	9-7-13
452	at Kent State	11-7-81
449	at Michigan State	9-20-14
434	vs. Northern Mich.	10-2-76
432	at Florida	9-6-14

Season

Total	Year
3,457	2014
3,260	2003
3,152	2001
3,040	2000
3,008	1981
2,955	2012
2,826	1974
2,793	1982
2,733	1984
2,733	1998
2,714	1993
2,689	2002
2,632	2010
2,624	**2016**
2,621	1992

Punts Blocked

Game

Total	Opponent	Date
2	at Ball State	9-21-63
2	vs. Western Mich.	11-20-82
2	at Pittsburgh	9-9-95
2	at Ohio	10-5-96

Season

Total	Year
5	1982
3	1951, 1960, 1963, 1984, 1995

Jim Harkema served as EMU's head football coach from 1983-92, posting a 41-57 record in his career and guiding EMU to its only postseason victory in history with a win at the 1987 California Bowl.

RETURNS

Punt Returns

Game

Total	Opponent	Date
9	vs. Morningside	9-14-68
9	vs. Illinois State	11-8-75
8	vs. Findlay	9-16-67
8	at Wittenberg	11-16-68
8	vs. S. Dak. St.	11-13-71
8	vs. Indiana St.	9-23-78

Season

Tot	Year
48	1968
46	1982
42	1977
40	1967
38	1983
37	1961
36	1952

Punt Return Yards

Game

Total	Opponent	Date
160	vs. Central Mich.	10-17-59
129	vs. Ball State	9-27-52
129	at Kent State	11-19-11
127	vs. Toledo	10-7-00
124	vs. Western Mich.	10-19-91
121	at Western Ill.	10-21-53

Season

Total	Year
472	1967
468	1952
436	1969
429	1953

Kickoff Returns

Game

Total	Opponent	Date
14	at Pittsburgh	9-9-95
12	vs. Northern Ill.	11-26-10
10	at Bowling Green	9-18-76
10	at Army	10-31-92
10	at Kent St.	11-13-04
10	at Temple	11-22-08
10	at Arkansas	10-31-09
9	vs. Ball State	11-20-76
9	at Arizona	9-24-88
9	at Toledo	11-3-07
9	at Northern Illinois	11-5-09
9	at Toledo	10-8-11
9	vs. Ohio	10-19-13
8	Accomplished eight times	

Season

Total	Year
72	2009
72	2010
66	2007
64	2008
63	1976
61	1992
61	2004
59	2015
58	1995
53	1997
52	1990
52	2000
52	2011
51	1987
51	2014

Kickoff Return Yardage

Game

Total	Opponent	Date
350	at Army	10-31-92
280	at Pittsburgh	9-9-95
221	at Arkansas	10-31-09
218	vs. Ball State	11-20-76
216	vs. Ohio	10-19-13
204	at Akron	10-23-76
203	vs. Northern Ill.	11-26-10
195	at BGSU	8-18-76
195	vs. N'Western	10-19-07
193	at Cent. Mich.	10-10-09
188	vs. Ball State	9-8-07
185	at St. Joseph's	11-16-57
182	at Kent St.	11-3-04
168	at Ohio State	9-20-10
166	vs. Toledo	10-13-12
165	vs. Idaho	10-2-04
161	at Colorado St.	9-23-89

Season

Total	Year
1,463	2009
1,403	2010
1,381	2007
1,362	1976
1,288	2013
1,251	1992
1,228	2012
1,219	2008
1,171	2002
1,150	2015
1,040	1997
1,039	2004
1,003	1990

BIGGEST COMEBACK

The 21-point, come-from-behind win over Ball State, Nov. 8, 2016, tied the largest deficit overcome by an EMU team in program history. EMU previously came back from 21 points down in 2010 when the Eagles defeated Ball State in overtime at Scheumann Stadium, which also marked the last time EMU defeated BSU.

	Deficit	Final Score	Opponent	Date
1.	21 (28-7)	W, 48-38 OT	at Ball State	10-16-10
	21 (21-0)	***W, 48-41***	***at Ball State***	***11-8-16***
3.	20 (32-12)	W, 39-32	vs. Northern Illinois	11-11-00

FEWEST YARDS IN A GAME

As the snow came down on a frigid day in Ypsilanti, the EMU offense mustered just 65 yards in a setback against Bowling Green, Nov. 23, 2013. The offensive output marked the third time an EMU team was held under 100 yards since the 1968 season. During the 1992 campaign, the Eagles gained 89 yards at the Glass Bowl in Toledo, Nov. 14, 1992. EMU also fell one yard shy of the century mark, racking up 99 total yards of offense versus Akron in 1976.

Total Yards	Opponent	Date
65	vs. Bowling Green	11-23-13
89	at Toledo	11-14-92
97	vs. Central Michigan	11-1-14
99	vs. Akron	10-23-76

DIVERSITY MILESTONE

On Oct. 23, 2010 when Eastern Michigan University and the University of Virginia met on the football field, another milestone on the landscape of diversity and opportunities for coaches and administrators in intercollegiate athletics was realized. Not only did the game mark the 1,000th for the Eastern Michigan football program, it will also be a noteworthy day for minority football coaches and athletic directors on the Division I FBS and FCS levels (excluding historically black colleges).

Mike London (football coach) and Craig Littlepage (athletic director) of the University of Virginia hosted Ron English (football coach) and Dr. Derrick Gragg (athletic director) of Eastern Michigan University. This group has the distinction of achieving a unique milestone on the landscape of intercollegiate diversity in sport. Although no official NCAA record currently exists, the 2010 Eastern Michigan vs. Virginia football game was believed to be the first football game on the Division I level with the opposing coaches and athletic directors being African-Americans.

SHORT ROAD TRIPS - ACCORDING TO GOOGLE MAPS

Below is a list of the closest rivalries in the NCAA FBS subdivision (formerly I-A). Only schools with a regular history made the list.

CAMPUS-TO-CAMPUS

Rice - Houston ..... 6.1 miles
Eastern Michigan - Michigan ..... 7.5 miles
Washington State - Idaho ..... 8.7 miles
North Carolina - Duke ..... 10.0 miles
North Carolina - North Carolina State ..... 10.1 miles
Akron - Kent State ..... 11.6 miles
Southern California - UCLA ..... 14.1 miles
Duke - North Carolina State ..... 25.3 miles
Bowling Green - Toledo ..... 27.5 miles

STADIUM-TO-STADIUM

Rice Stadium - (Houston) Robertson Stadium ..... 4.9 miles
(EMU) Rynearson Stadium - Michigan Stadium ..... 6.0 miles
(WSU) Martin Stadium - (Idaho) Kibbie Dome ..... 8.5 miles
(UNC) Kenan Stadium - (Duke) Wallace Wade Stadium ..... 10.6 miles
(Akron) Infocision Stadium - (Kent) Dix Stadium ..... 14.0 miles
(Southern Cal) Memorial Coliseum - (UCLA) Rose Bowl ..... 15.0 miles
(UNC) Kenan Stadium - (NC St.) Carter-Finley Stadium ..... 20.0 miles
(Duke) Wallace Wade Stadium - (NC St.) Carter-Finley Stadium ..... 23.4 miles
(BGSU) Doyt Perry Stadium - (Toledo) Glass Bowl. ..... 26.1 miles

EMU IN OVERTIME

All-time Record in Overtime 5-5
All-time Record in Double Overtime 1-0
All-time Record in Triple Overtime 0-1
All-time Record in Quadruple Overtime 1-0

Date	Opponent	OT		Result
10-10-98	CENTRAL MICH.	OT	L,	23-36
10-09-98	WESTERN MICH.	OT	L,	37-40
11-24-01	at Akron	3OT	L,	62-65
09-28-02	SOUTHERN ILL.	2OT	W,	48-45
11-06-04	CENTRAL MICH.	4OT	W,	61-58
09-24-05	at Central Mich.	OT	W,	23-20
09-23-06	CENTRAL MICH.	OT	L,	17-24
10-16-10	at Ball State	OT	W,	41-38
11-9-13	WESTERN MICH.	OT	W	35-32
11-16-16	NORTHERN ILL.	OT	L,	24-31

EMU VERSUS RANKED TEAMS

Date	Rank	Opponent		Result
09-19-92	10	at Penn State	L,	7-52
09-10-94	10	at Wisconsin	L,	0-56
09-11-04	10	at Florida	L,	10-49
09-17-05	14	at Michigan	L,	0-55
10-25-08	20/22	at Ball State	L,	16-38
09-25-10	2/2	at Ohio State	L,	20-73
09-22-12	20/21	at Michigan State	L,	7-23
11-23-12	24/23	vs. Northern Illinois	L,	7-49
10-26-13	23/22	at Northern Illinois	L,	20-59
09-20-14	11/11	at Michigan State	L,	14-73
10-03-15	9/8	at LSU	L,	22-44
10-17-15	22/25	at Toledo	L,	20-63
10-22-16	20/20	at Western Mich.	L,	31-45

First poll ranking is the *Associated Press* and the second number is the *ESPN/USA Today* poll

QUARTERBACK RUSHING ATTACK

The Eagles were led by a career day out of quarterback Reginald Bell **Jr.** en route to a 37-27 victory over the University at Buffalo, Oct. 11, 2014. Bell threw 8-for-13 for 144 yards and one touchdown, but the Golden State native truly shone in his rushing. He led all players with 202 rushing yards and three touchdowns on the ground, including a pair of 70+ yarders. With touchdown runs of 71 and 72 yards, Bell became the first Eagle in EMU history to run for two 70+ yard touchdowns in one game.

The redshirt freshman was also the first Eastern quarterback to rush for over 200 yards; the previous high for a quarterback was Alex Gillett, who ran for 189 yards in a win over Ball State, Oct. 16, 2010.

Bell acted as the catalyst for the Green and White, as the offense went from 73 yards of total offense to 484 yards after he went into the game with 4:15 left in the second quarter. The feat marked the first time since Nov. 9, 2013, that EMU had turned in more than 400 yards of total offense, the last time being against Western Michigan University in a Rynearson Stadium MAC matchup. Additionally, Bell ran 10 times for 104 yards in the third quarter alone, when EMU outgained Buffalo 204 yards to 42.

Most Yards Rushing By an EMU Quarterback

Name	Carries	Yds.	Opponent	Date
Reginald Bell Jr.	17	202	vs. Buffalo	Oct. 11, 2014
Alex Gillett	35	189	at Ball State	Oct. 16, 2010

DEFENSE

Total Defense

Season

Total	Year
1,652 yards	1966 (9 games)
1,628 yards	1956 (8 games)

Fewest Points Allowed

Game

Total	Year
0	151 times
2	Seven Times

Season

Total	Year
6 points	1925 (8)

Fewest Rushing Yards Allowed

Game

Total	Opponent	Date
-13	vs. Alabama State	9-10-11
18	at John Carroll	10-15-66
19	at W. Reserve	10-8-66
21	vs. John Carroll	10-14-67
23	at Northeastern	11-1-69
23	**vs. Miss. Valley**	**9-2-16**
28	vs. Ball State	11-14-70
28	vs. St. Norbert	9-29-73

Season

Total	Year
739	1966
1,022	1967
1,034	1970
1,082	1968
1,084	1971

Fewest Passing Yards Allowed

(Since 1965)

Game

Total	Opponent	Date
0	at Army	10-11-08
1	vs. Ball State	10-24-09
8	vs. Army	9-5-09
17	vs. Northern Ill.	10-6-79
21	vs. Toledo	9-29-79

Season

Total	Year
547	1966
721	1967
741	1965
798	1970

Fewest Points Scored By EMU

Game

Total	
0	141 times
2	Five times

Season

Total	Year
11	1910

Interceptions

Game

Total	Opponent	Date
7	at Illinois State	11-6-54
6	at Wittenberg	11-16-68
5	at Northern Ill.	10-16-54

Season

Total	Year
29	1968
27	1989
26	1954

Interception Return Yardage

Game

Total	Opponent	Date
121	at Western Ill.	10-27-51
115	at UL-Monroe	9-20-75
111	at Waynesburg	10-11-69
108	vs. Western Mich.	10-19-91
105	at Akron	10-5-68
100	vs. Northern Ill.	10-18-52
100	vs. Central Mich.	11-14-53

Season

Total	Year
522	1968
327	1954
300	1991
294	1955
286	1971
277	1972
276	1953

MISCELLANEOUS

PENALTIES

Game

Total	Opponent	Date
15	at Missouri	9-6-97
14	vs. Waynesburg	9-26-70
13	at Eastern Illinois	9-30-67
13	at Waynesburg	10-11-69
13	vs. Ohio	9-4-76
13	vs. Illinois State	11-12-77
13	at Colorado State	9-23-89

Season

Total	Year
87	2011
81	2015
80	1999
80	2004
79	1982
79	1993
76	1989
76	1990
76	2007
75	1977
74	1969
74	1987
74	1991
74	1996
73	**2016**
72	1995
71	Accomplished three times

Penalty Yardage

Game

Total	Opponent	Date
145	at Ohio Northern	11-5-66
145	at Waynesburg	10-11-69
141	vs. Ohio	9-4-76

Season

Total	Year
1,045	1981
984	1985
816	1977
783	1969
778	1972
756	1999
739	2004
734	2011

Most Wins

Season

Total	Year
10	1987
8	1925
8	1927
8	1954
8	1968
8	1977

Undefeated Seasons

1906 (5-0-1); 1925 (8-0);
1927 (8-0); 1943 (2-0);
1945 (5-0-1); 1971 (7-0-2)

Most Losses

Season

Total	Year
12	2009
11	1981, 2006, **2015**
10	1983, 1992, 2010, 2012, 2013, 2014
9	1976, 1980, 1982, 1990, 2001, 2003
8	1949, 1960, 1961, 1979, 1998, 2000, 2007, 2008

STREAKS

Longest Unbeaten Streak

13 games - twice
* 1926-1927 (3rd game of 1926 through final game of 1927)
* 1970-1971 (6th game of 1970 through final game of 1971)

Longest Losing Streak

27 games
*1980-82 (2nd game of 1980 through 8th game of 1982)

Longest Streak Without a Win

29 games
* 1959-1962 (includes two ties)

EASTERN MICHIGAN AND THE SHUTOUT

Eastern Michigan University has had 1,028 varsity football games in school history, and 315 of those games (.306) have been shutouts either for or against the Eagles. Recent history indicates that shutouts are not as en vogue as they once were. Since 1983, there have been only 16 shutouts recorded. Below are some notes on shutouts.

Last shutout loss:	at Florida	0-65	9-6-14
Last time EMU shut out opponent:	Indiana State	52-0	8-28-08
Last time EMU shut out opponent and won:	Indiana State	52-0	8-28-08
Last EMU shutout win at Rynearson:	Indiana State	52-0	8-28-08
Times EMU has shut out opponents:	152		
Times EMU has been shut out:	143		
Scoreless ties:	21		
Times EMU has been shut out at Rynearson:	10		
Times EMU has shut out opponent at Rynearson:	9		
Consecutive shutouts by EMU at Rynearson:	4	1970-71	
Consecutive times EMU has been shut out at Rynearson:	Never		

RYNEARSON STADIUM RECORDS

	EASTERN MICHIGAN		OPPONENTS
80	Andy Schmitt vs. Cent. Mich. (11-28-08)	**Pass Attempts**	56 Rick Dackin, Bowling Green (11-14-87)
56	Walter Church vs. Northern Iowa (9-3-98)		51 Brian McClure, Bowling Green (10-1-83)
53	Charlie Batch vs. Central Michigan (10-7-95)		51 Trenton Lykes, Youngstown State (9-5-87)
50	Walter Church vs. Northern Illinois (11-11-00)		
36	Walter Church vs. Northern Illinois (11-11-00)	**Pass Completions**	37 Brian McClure, Bowling Green (10-1-83)
32	Charlie Batch vs. Central Michigan (10-7-95)		34 Rich Dackin, Bowling Green (11-14-87)
32	Charlie Batch vs. Western Michigan (11-1-97)		
516	Andy Schmitt vs. Cent. Mich. (11-28-08)	**Passing Yardage**	427 Brian McClure, Bowling Green (10-1-83)
439	Charlie Batch vs. Akron (10-18-97)		402 Terrance Owens, Toledo (10-13-12)
436	Charlie Batch vs. Western Michigan (11-1-97)		383 Joe Licata, Buffalo (10-11-14)
412	Charlie Batch vs. Ohio (9-23-95)		378 Dan LeFevour, Central Michigan (11-28-08)
390	Troy Edwards vs. Akron (10-5-02)		375 Tyler Tattleton, Ohio (10-19-31)
23	Tyler Jones vs. Cent. Mich. (11-28-08)	**Pass Receptions**	12 Tyson Hinshaw, UCF (9-30-00)
14	Kevin Walter vs. Northern Illinois (11-11-00)		11 Reggie Thornton, Bowling Green (11-14-87)
12	Jermaine Sheffield vs. Central Michigan (10-10-98)		11 Bernard Reedy, Toledo (10-13-12)
11	Steve Clay vs. Central Michigan (10-7-95)		11 Donte Foster, Ohio (10-19-13)
11	Kevin Walter vs. Southeast Missouri (9-14-02)		
225	Kevin Walter vs. Akron (10-5-02)	**Receiving Yardage**	263 Corey Alston, Western Michigan (11-1-97)
202	Ontario Pryor vs. Temple (8-31-96)		237 Bernard Reedy, Toledo (10-13-12)
199	Kevin Walter vs. Northern Illinois (11-11-00)		206 Tyson Hinshaw, UCF (9-30-00)
193	**Dieuly Aristilde vs. Miami (10-29-16)**		178 Troy Kersey, Temple (8-31-96)
43	Anthony Sherrell vs. UCF (11-8-03)	**Rushing Attempts**	43 Mo Addulqaadir, Southern Illinois (9-28-02)
43	Anthony Sherrell vs. Ball St. (11-15-03)		43 Robbie Mixon, Central Michigan (11-2-02)
42	Ricky Calhoun vs. Ohio (10-16-82)		43 Garrett Wolfe, Northern Illinois (11-20-04)
41	Derrick Tolliver vs. Kent State (11-6-82)		42 Astron Whatley, Kent State (9-20-97)
291	Larry Ratcliff vs. Eastern Kentucky (10-16-71)	**Rushing Yardage**	377 Robbie Mixon, Central Michigan (11-2-02)
257	Bronson Hill vs. Ohio (10-19-13)		373 Astron Whatley, Kent State (9-20-97)
251	Ime Akpan vs. Southern Illinois (9-28-02)		326 George Swarn, Miami (11-16-85)
248	Mike Scott vs. Miami (10-12-96)		325 Garrett Wolfe, Northern Illinois (11-20-04)
52	Andrew Wellock vs. Idaho (10-2-04)	**Longest Field Goals**	54 Mike Fultz, Ohio (10-31-87)
52	Dylan Mulder vs. Old Dominion (9-5-15)		54 Chris Boniol, Louisiana Tech (9-21-91)
51	Jim Langeloh vs. Central Michigan (10-27-90)		51 Kenny Stucker, Ball State (11-10-90)
50	Zach Johnson vs. Western Mich. (10-27-07)		
74	Nick Avondet vs. Northern Iowa (9-3-98)	**Longest Punts**	67 Reggie Hall, Northern Iowa (9-3-98)
67	Wes Garner vs. Western Michigan (10-23-93)		66 Nick Xides, Youngstown State (9-7-85)
64	Monty Kirkland vs. Kent State (9-2-89)		63 Jason Cheney, Miami (10-12-96)
64	Nick Avondet vs. UCF (9-30-00)		63 Brett Hartmann, Central Michigan (9-18-10)
62	Jay Karutz vs. Akron (10-1-11)		
61	Nick Avondet vs. Central Michigan (10-10-98)		
61	David Rysko vs. Ball State (10-13-01)		



Kenny Christian (left) and Kevin Walter (right) set two of the top-four marks in Rynearson Stadium history for single-game pass receptions against Northern Illinois, Nov. 11, 2000. Walter caught a Rynearson Stadium record 14 passes for 199 yards (the third-best mark for an EMU player at Rynearson), while Christian had 10 receptions. It is also the first time in history that two EMU players had 10 catches each in a single game.

Rynearson Stadium Records

EASTERN MICHIGAN		OPPONENTS	
Longest Punt Returns			
96	Craig Thompson vs. Western Michigan (10-19-91) TD	95	James Norris, West. Ill. (9-4-03) TD
82	Bill Rush vs. Toledo (10-10-81) TD	82	Eddie Tillitz, Miami (9-9-00) TD
79	Ashantti Watson vs. Toledo (10-7-00)	79	Travis Carrie, Ohio (10-19-13)
60	Keijuan Douglas vs Ball State (10-11-97)	65	Sel Drain, Ball State (10-30-82) TD
		60	Travis Moore, Ball State (11-10-90) TD
Longest Kickoff Returns			
90	Dontayo Gage vs. Ball State (9-8-07) TD	98	Dri Archer, Kent State (10-6-12) TD
90	Tyler Allen vs. Ohio (10-19-13) TD	94	Tremayne Banks, Miami (10-12-96)
88	Craig Thompson vs. Temple (9-9-93) TD	92	Ron Rogers, Western Mich. (9-29-01) TD
87	Ron Rice vs. Central Michigan (11-2-91)		
Longest Interception Returns			
77	Richard Palmer vs. Western Michigan (10-19-91) TD	54	Sel Drain, Ball State (10-30-82)
70	Charles Gordon vs. Bowling Green (11-14-87) TD	47	Jacob Yavasile, Miami (9-9-00)
63	Jerry Clayton vs. Ohio (9-22-84)	37	Nate Boyd, Akron (11-9-96)
56	James Willingham vs. CMU (11-4-00) TD	34	Kevin Karshner, Ohio (9-15-90)
Longest Rushes from Scrimmage			
83	Larry Radcliff vs. Wis.-Milwaukee (10-24-70) TD	91	Astron Whatley, Kent State (9-20-97) TD
77	Dominique Sherrer vs. Howard (9-4-11) TD	81	Curtis Adams, Central Mich. (10-6-84) TD
72	Gary Patton vs. Ball State (10-17-87) TD	80	Yasin Reeder, Akron (11-9-96) TD
72	Reginald Bell vs. Buffalo (10-11-14) TD		
71	Reginald Bell vs. Buffalo (10-11-14) TD		
70	Bronson Hill vs. Toledo (10-13-12) TD		
70	Bronson Hill vs. Ohio (10-19-13)		
Longest Pass Plays from Scrimmage			
79	Charlie Batch to Ta-if Kumasi vs. Akron (10-18-97) TD	94	Keith Wenning to Toriel Gibson, BSU (11-5-11) TD
77	Matt Bohnet to John Bonner vs. Ball State (11-12-05)	89	Logan Woodside to Kishon Wilcher, UT (11-28-14) TD
75	**Brogan Roback to Dieuly Aristilde vs. Miami (11-28-16) TD**	80	Tyler Tettleton to Chase Cochran, Ohio (10-19-13)TD
72	Houston Booth to Jim Grace vs. Youngs. St. (10-27-73) TD	78	Brian McClure to Greg Meehan, BGSU (10-12-85) TD
67	Robert Gordon to Gary Patton vs. Youngs St. (9-7-85) TD	75	Robert Council to Thomas Martin, Morgan St. (8-30-14) TD
67	Andy Schmitt to DeAnthony White vs. Ball St. (9-8-07) TD	74	Terrance Owens to Danny Noble, UT (10-30-10) TD
67	Alex Gillett to Demarius Reed vs. Buffalo (11-12-11) TD	74	Matt Johnson to Ronnie Moore, BGSU (11-23-13) TD
65	Jeff Crooks to Kevin Walter vs. Indiana St. (9-21-01) TD	72	Brad Tayles to Lavelle VanHorn, WMU (9-8-90) TD
62	Kwame McKinnon to Jon Pfeifer vs. WMU (10-19-91)TD	71	Jose Davis to Eugene Baker, Kent St. (9-20-97) TD
62	Troy Edwards to Kevin Walter vs. S. Ill. (9-28-02)	70	Matt Schabert to Ryan Voss, EIU (9-28-04)
62	Tyler Benz to Tyreese Russell vs. Ohio (10-19-13) TD		

Savon Edwards (1) gets a key block from Barry Stokes (64) against Western Michigan. Edwards caught nine passes against Ohio (9-23-95), the ninth-best EMU outing in Rynearson Stadium history.

EMU's Record On...

SEASON OPENER (57-60-8) - 125 SEASONS

9-2-16	MISSISSIPPI VALLEY STATE	W,	61-14
9-5-15	OLD DOMINION	L,	34-38
8-30-14	MORGAN STATE	W,	31-28
8-31-13	HOWARD	W,	34-24
8-30-12	at Ball State*	L,	26-37
9-4-11	HOWARD	W,	41-9
9-4-10	ARMY	L,	27-31
9-5-09	ARMY	L,	14-27
8-28-08	INDIANA STATE	W,	52-0
9-1-07	at Pittsburgh	L,	3-27
8-31-06	at Ball State*	L,	20-38
9-1-05	at Cincinnati	L,	26-28
9-2-04	BUFFALO*	W,	37-34
8-28-03	EAST TENNESSEE	W,	28-21
8-31-02	at Michigan State	L,	7-56
9-1-01	SEMO	W,	16-12
9-2-00	UCONN	W,	32-25
9-11-99	at Michigan State	L,	7-51
9-3-98	NORTHERN IOWA	L,	10-13
9-6-97	at Missouri	L,	24-44
8-31-96	TEMPLE	L,	24-28
9-2-95	at Akron*	W,	49-29
9-3-94	at UNLV	L,	3-17
9-4-93	at West Virginia	L,	6-48
9-5-92	AKRON*	L,	9-27
8-31-91	at Bowling Green*	L,	6-17
9-1-90	at Fresno State	L,	10-41
9-2-89	KENT STATE*	W,	30-7
9-3-88	MIAMI*	W,	24-17
9-5-87	YOUNGSTOWN ST.	W,	35-20
9-6-86	WESTERN MICH.*	W,	21-14
9-7-85	YOUNGSTOWN ST.	W,	27-22
9-1-84	at Youngstown St.	L,	7-31
9-3-83	MARSHALL	W,	7-3
9-11-83	at Akron	L,	7-14
9-12-81	AKRON	L,	7-14
9-6-80	at Western Mich.*	L,	0-37
9-1-79	at Northern Mich.	W,	21-7
9-2-78	at Northern Mich.	L,	3-30
9-3-77	at Northern Ill.*	W,	25-2
9-4-76	OHIO *	L,	7-23
9-6-75	at Ball State	L,	14-24
9-7-74	at Miami	L,	0-39
9-8-73	BALL STATE	W,	17-14
9-9-72	at Wisc.-Oshkosh	W,	26-14
9-11-71	WISC.-OSHKOSH	W,	50-0
9-12-70	at North Dakota St.	T,	14-14
9-20-69	at Murray State	L,	20-28
9-14-68	MORNINGSIDE	W,	46-16
9-16-67	FINDLAY	W,	17-0
9-17-66	at Findlay	L,	0-20
9-25-65	WESTERN ILLINOIS	L,	7-44
9-26-64	ADRIAN	W,	7-0
9-21-63	at Ball State	L,	6-22
9-21-62	BALL STATE	L,	0-14
9-16-61	at Albion	L,	0-13
9-17-60	ALBION	L,	7-21
9-30-59	YOUNGSTOWN ST.	L,	3-21
9-19-58	at Hope	L,	7-19
9-21-57	HOPE	L,	6-19
9-22-56	at Hillsdale	L,	7-16
9-17-55	HOPE	W,	27-0
9-17-54	at Hope	W,	19-0
9-19-53	HOPE	W,	20-7
9-19-52	at Hope	W,	13-6
9-22-51	HOPE	W,	20-7
9-21-50	at Hope	W,	19-6
9-24-49	at Northern Mich.	L,	0-6
9-24-48	at Hope	L,	0-14
9-26-47	at Alma	L,	0-12
9-28-46	at Illinois State	L,	0-10
10-6-45	ALBION	W,	6-0
1944	No Team		
10-18-43	at Wayne State	W,	14-0
9-25-42	at Alma	L,	6-14
9-27-41	at Hope	T,	0-0
10-4-40	ILLINOIS STATE	T,	0-0
10-7-39	at Illinois State	T,	0-0
9-24-38	at Indiana State	W,	37-0
9-25-37	at Ball State	W,	13-6
9-26-36	BALL STATE	W,	6-0
9-28-35	at Northern Michigan	L,	0-2
10-6-34	NORTHERN MICHIGAN	W,	26-6
9-23-33	at Ferris State	W,	20-0
9-30-32	at Detroit	L,	7-13
10-3-31	at Michigan	L,	0-34
9-27-30	at Michigan	L,	0-7
10-5-29	BOWLING GREEN	W,	34-7
9-29-28	at John Carroll	L,	9-31
10-1-27	OLIVET	W,	20-0
10-2-26	DETROIT FRESHMEN	W,	6-0
10-3-25	DETROIT FRESHMEN	W,	8-0
9-27-24	at Adrian &	T,	7-7
9-29-23	ADRIAN &	W,	13-0
10-7-22	at Assumption College	W,	13-0
10-8-21	ASSUMPTION COL.	W,	48-0
10-9-20	at Assumption College	W,	27-13
10-16-19	ASSUMPTION COL.	W,	12-0
10-26-18	at Wayne State	L,	0-18
10-13-17	at Michigan Freshmen	L,	0-18
10-7-16	ALMA	L,	0-6
10-9-15	at Assumption College	W,	33-0
10-10-14	at Michigan Freshmen	L,	0-7
10-11-13	at Michigan Freshmen	L,	0-26
10-19-12	MICH. SCHOOL-DEAF	W,	20-7
10-14-11	at Detroit Univ. School	W,	17-0
10-9-10	at Adrian	T,	5-5
10-16-09	at Alma	L,	0-5
10-10-08	MICH. SCHOOL-DEAF	W,	5-0
10-12-07	ADRIAN	W,	22-0
10-20-06	at Mich. School-Deaf	T,	0-0
9-30-05	MICH. FRESHMEN	L,	0-20
10-8-04	DETROIT BUS. UNIV.	W,	24-5
10-10-03	at Detroit	L,	0-6
10-18-02	at Detroit Univ.School	L,	0-18
10-5-01	at Mich. Freshmen	L,	20-28
10-20-00	ORCHARD LAKE	L,	0-17
10-30-1899	at Mich Freshmen	T,	5-5
1898	at Michigan	L,	0-25
9-25-1897	MICHIGAN ALUMNI	W,	24-0
1896	HILLSDALE &	W,	18-0
10-4-1895	at Atlantis	W,	9-8
9-29-1894	ANN ARBOR H.S.	W,	18-0
1893	LIT. STUDENTS '96	W,	16-8
10-15-1892	at Ann Arbor H.S.	L,	0-16
10-21-1891	ANN ARBOR H.S.	L,	4-34

HOME OPENER (74-45-5) - 124 SEASONS

9-2-16	MISSISSIPPI VALLEY STATE	W,	61-14
9-5-15	OLD DOMINION	L,	34-38
8-30-14	MORGAN STATE	W,	31-28
8-31-13	HOWARD	W,	34-24
9-8-12	ILLINOIS STATE	L,	14-31
9-4-11	HOWARD	W,	41-9
9-4-10	ARMY	L,	27-31
9-5-09	ARMY	L,	14-27
8-28-08	INDIANA STATE	W,	52-0
9-8-07	BALL STATE*	L,	16-38
9-23-06	CMU* (OT)	L,	17-24
9-10-05	UL-LAFAYETTE	W,	31-10
9-2-04	BUFFALO*	W,	37-34
8-28-03	EAST TENNESSEE	W,	28-21
9-7-02	TOLEDO*	L,	13-65
9-1-01	SEMO	W,	16-12
9-2-00	UCONN	W,	32-25
9-25-99	AKRON*	W,	38-17
9-3-98	NORTHERN IOWA	L,	10-13
9-20-97	KENT STATE*	L,	38-41
8-31-96	TEMPLE	L,	24-28
9-16-95	UNLV	W,	51-6
9-17-94	CENTRAL MICH.*	L,	29-30
9-9-93	TEMPLE	L,	28-31
9-5-92	AKRON*	L,	9-27
9-21-91	LOUISIANA TECH	L,	14-17
9-8-90	WESTERN MICH.*	W,	27-24
9-2-89	KENT STATE*	W,	30-7
9-3-88	MIAMI*	W,	24-17
9-5-87	YOUNGSTOWN ST.	W,	35-20
9-6-86	WESTERN MICH.*	W,	21-14
9-7-85	YOUNGSTOWN ST.	W,	27-22
9-22-84	OHIO*	L,	13-16
9-3-83	MARSHALL	W,	7-3
10-2-82	CENTRAL MICH.*	L,	8-13
9-12-81	AKRON	L,	7-14
9-20-80	OHIO*	L,	6-34
9-8-79	at Bowling Green*	L,	6-32
9-16-78	BOWLING GREEN*	L,	6-43
9-17-77	BOWLING GREEN*	W,	16-6
9-4-76	OHIO *	L,	7-23
9-13-75	INDIANA STATE	W,	30-7
9-14-74	WESTERN MICH.	W,	20-19
9-8-73	BALL STATE	W,	17-14
9-16-72	TOLEDO	L,	0-16
9-11-71	WISC.-OSHKOSH	W,	50-0
9-26-70	WAYNESBURG	W,	30-0
9-27-69	AKRON	W,	10-3
9-14-68	MORNINGSIDE	W,	46-16
9-16-67	FINDLAY	W,	17-0
9-24-66	WESTERN ILLINOIS	T,	0-0
9-25-65	WESTERN ILLINOIS	L,	7-44
9-26-64	ADRIAN	W,	7-0
10-4-63	OHIO NORTHERN	L,	7-20
9-21-62	BALL STATE	L,	0-14
10-13-61	BALDWIN-WALLACE	L,	14-27
9-17-60	ALBION	L,	7-21
9-30-59	YOUNGSTOWN ST.	L,	3-21
9-27-58	ILLINOIS STATE	W,	13-0
9-21-57	HOPE	L,	6-19
9-29-56	BALDWIN-WALLACE	W,	26-0
9-17-55	HOPE	W,	27-0
9-25-54	HILLSDALE	W,	32-13
9-19-53	HOPE	W,	20-7
9-27-52	BALL STATE	W,	26-14
9-22-51	HOPE	W,	20-7
10-7-50	NORTHERN ILL.	L,	13-35
10-1-49	AKRON	L,	6-20
10-9-48	NORTHERN MICH.	W,	6-0
10-3-47	ILLINOIS STATE	L,	0-6
10-11-46	ALMA	W,	6-0
10-6-45	ALBION	W,	6-0
1944	No Team		
10-28-43	WAYNE STATE	W,	14-0
10-1-42	HOPE	W,	13-9
10-18-41	BOWLING GREEN #	L,	6-20
10-4-40	ILLINOIS STATE	T,	0-0
10-13-39	WAYNE STATE	L,	7-9
10-14-38	WAYNE STATE #	W,	20-7
10-9-37	BOWLING GREEN	W,	25-0
9-26-36	BALL STATE	W,	6-0
10-12-35	NORTHERN IOWA	W,	3-0
10-6-34	NORTHERN MICHIGAN	W,	26-6
10-13-33	ST. VIATOR	W,	13-8
10-15-32	ALMA	W,	27-0
10-10-31	OHIO STATE "B"	W,	27-0
10-11-30	DETROIT CITY COL.	W,	33-7
10-5-29	BOWLING GREEN	W,	34-7
10-6-28	OLIVET	W,	33-0
10-1-27	OLIVET	W,	20-0
10-2-26	DETROIT FRESHMEN	W,	6-0
10-3-25	DETROIT FRESHMEN	W,	8-0
10-4-24	TOLEDO	L,	0-7
9-29-23	ADRIAN &	W,	13-0
10-28-22	WAYNE STATE.	T,	0-0
10-8-21	ASSUMPTION COL.	W,	48-0
10-12-20	BOWLING GREEN	W,	45-0
10-16-19	ASSUMPTION COL.	W,	12-0
1918	No home games		
10-20-17	CENTRAL MICHIGAN	W,	63-0
10-7-16	ALMA	L,	0-6
10-23-15	DETROIT	W,	46-0
10-31-14	ASSUMPTION COL.	W,	32-10
10-18-13	ASSUMPTION COL.	W,	38-0
10-19-12	MICH. SCHOOL-DEAF	W,	20-7
10-21-11	ADRIAN	L,	0-9
10-22-10	DET. UNIV. SCHOOL	L,	0-6
10-23-09	CLEARY BUSINESS	L,	0-19
10-10-08	MICH. SCHOOL-DEAF	W,	5-0
10-12-07	ADRIAN	W,	22-0
10-25-06	DETROIT	W,	6-0
9-30-05	MICH. FRESHMEN	L,	0-20
10-8-04	DETROIT BUS. UNIV.	W,	24-5
10-24-03	OLIVET	L,	0-41
11-8-02	DETROIT CENT. H.S.	T,	6-6
10-26-01	MICH. FRESHMEN	L,	6-12
10-20-00	ORCHARD LAKE	L,	0-17
11-11-1899	MICHIGAN STATE	L,	0-18
1898	TOLEDO YMCA	T,	0-0
9-25-1897	MICHIGAN ALUMNI	W,	24-0
1896	HILLSDALE &	W,	18-0
11-2-1895	MICHIGAN LITS	W,	56-6
9-29-1894	ANN ARBOR H.S.	W,	18-0
1893	LIT. STUDENTS '96	W,	16-8
11-2-1892	ALBION	W,	30-10
10-21-1881	ANN ARBOR H.S.	L,	4-34

MAC OPENER (12-29) - 41 SEASONS

10-1-16	at Bowling Green*	W,	28-25
9-19-15	BALL STATE*	L,	17-28
10-4-14	at Akron*	L,	6-31
9-21-13	BALL STATE* #	L,	20-51
8-30-12	at Ball State*	L,	26-37
10-1-11	AKRON*	W,	31-23
9-11-10	at Miami*	L,	21-28
10-3-09	TEMPLE* #	L,	12-24
9-13-08	TOLEDO*	L,	17-41
9-8-07	BALL STATE*	L,	16-38
8-31-06	at Ball State*	L,	20-38
9-24-05	at CMU* (OT)	W,	23-20
9-2-04	BUFFALO*	W,	37-34
9-13-03	at Akron*	L,	17-24
9-7-02	TOLEDO*	L,	13-65
9-29-01	WESTERN MICH.*	L,	10-31
9-9-00	MIAMI*	L,	17-34
9-18-99	at Miami*	L,	14-35
9-12-98	at Ball State*	W,	13-7
9-13-97	at Toledo*	L,	35-38
9-21-96	TOLEDO*	L,	7-24
9-2-95	at Akron*	W,	49-29
9-17-94	CENTRAL MICH.*	L,	29-30
10-2-93	at Miami*	W,	15-7
9-5-92	AKRON*	L,	9-27
8-31-91	at Bowling Green*	L,	6-17
9-8-90	WESTERN MICH.*	W,	27-24
9-2-89	KENT STATE*	W,	30-7
9-3-88	MIAMI*	W,	24-17
9-12-87	at Miami*	W,	33-17
9-6-86	WESTERN MICH.*	W,	21-14
9-28-85	at Kent State*	L,	3-28
9-22-84	OHIO*	L,	13-16
9-24-83	at Ohio*	L,	14-31
9-25-82	at Miami*	L,	0-35
9-26-81	MIAMI*	L,	12-18
9-6-80	at Western Mich.*	L,	0-37
9-8-79	at Bowling Green*	L,	6-32
9-9-78	at Ohio*	L,	22-23
9-10-77	at Central Mich.*	L,	3-9
9-4-76	OHIO *	L,	7-23

HOMECOMING (45-42-2) - 89 SEASONS

10-8-16	TOLEDO* #	L,	20-35
10-10-15	AKRON* #	L,	21-47
10-11-14	BUFFALO* #	W,	37-27
9-21-13	BALL STATE* #	L,	20-51
10-6-12	KENT STATE* #	L,	14-41
10-22-11	WESTERN MICH.*#	W,	14-10
10-2-10	OHIO* #	L,	17-30
10-3-09	TEMPLE* #	L,	12-24
9-27-08	NORTHERN ILL.*#	L,	0-37
10-27-07	WESTERN MICH.*#	W,	19-2
10-21-06	TOLEDO*#	W,	17-13
10-1-05	KENT STATE*#	W,	27-20
10-2-04	IDAHO #	L,	41-45
10-4-03	WESTERN MICH.*#	L,	3-31
9-28-02	SIU #(2OT)	W,	48-45
10-13-01	BALL STATE* #	L,	14-35
10-7-00	TOLEDO* #	L,	14-42
10-9-99	WMU* #(OT)	L,	37-40
10-10-98	CMU* # (OT)	L,	23-36
10-4-97	OHIO* #	L,	7-47
10-5-96	at Ohio* #	L,	0-7
9-23-95	OHIO*#	W,	31-20
9-24-94	BGSU* #	L,	13-30
10-9-93	KENT STATE* #	W,	20-15
9-26-92	KENT STATE*#	L,	14-17
10-19-91	WESTERN MICH.* #	W,	42-24
10-27-90	CENTRAL MICH.* #	L,	12-16
10-7-89	TOLEDO* #	W,	31-14
10-22-88	WESTERN MICH.* #	L,	24-31
10-17-87	BALL STATE* #	W,	35-28
9-27-86	KENT STATE* #	L,	16-20
10-12-85	BGSU* #	L,	24-42
10-27-84	BALL STATE* #	L,	10-17
10-15-83	NORTHERN ILL.* #	L,	15-34
10-16-82	OHIO* #	L,	13-14
10-10-81	TOLEDO* #	L,	7-42
10-18-80	BALL STATE* #	L,	0-26
10-20-79	KENT STATE* #	W,	14-10
10-14-78	AKRON#	W,	25-14
10-8-77	OHIO* #	W,	31-14
10-9-76	ARKANSAS STATE#	W,	32-30
10-18-75	NORTHERN MICH.#	L,	7-20
9-28-74	KENT STATE#	L,	0-13
10-27-73	YOUNGSTOWN ST. #	W,	42-2
10-14-72	QUANTICO MARINES #	W,	21-7
10-16-71	EASTERN KY. #	T,	0-0
10-3-70	INDIANA STATE #	W,	25-21
10-25-69	TAMPA #	L,	7-17
11-2-68	NORTHEASTERN #	W,	41-0
10-14-67	JOHN CARROLL #	W,	34-0
10-22-66	FERRIS STATE #	W,	21-6
10-23-65	WAYNE STATE @ #	W,	20-0
10-17-64	ALLEGHENY @ #	W,	28-7
11-2-63	CENTRAL MICH. #	L,	20-55
10-27-62	EASTERN ILL. #	W,	14-0
10-21-61	CENTRAL MICH. #	L,	11-13
11-5-60	NORTHERN ILL. #	L,	0-19
10-17-59	CENTRAL MICH. #	L,	8-21
10-18-58	EASTERN ILL. #	W,	31-0
10-26-57	SOUTHERN ILL. #	W,	21-7
10-27-56	EASTERN ILL. #	W,	65-0
10-22-55	SOUTHERN ILL. #	W,	7-2
10-30-54	WESTERN ILL. #	W,	33-19
10-24-53	SOUTHERN ILL. #	W,	37-0
10-18-52	NORTHERN ILL. #	W,	19-7
10-20-51	CENTRAL MICH. #	L,	13-19
10-28-50	CENTRAL MICH. #	L,	7-26
10-29-49	HOPE #	L,	6-16
11-6-48	CENTRAL MICH. #	W,	6-0
10-18-47	HOPE #	L,	7-12
11-2-46	ALBION #	W,	13-6
10-13-45	HILLSDALE #	W,	13-0
1944	*No Team*		
1943	*No homecoming listed*		
10-23-42	WAYNE STATE #	T,	12-12
10-18-41	BOWLING GREEN #	L,	6-20
11-2-40	ALMA #	W,	24-7
10-21-39	CENTRAL MICH. #	L,	0-14
10-14-38	WAYNE STATE #	W,	20-7
10-23-37	CENTRAL MICH. #	L,	10-27
10-17-36	WAYNE STATE #	L,	0-8
10-19-35	CENTRAL MICHIGAN #	W,	7-0
11-3-34	ST. VIATOR #	W,	13-0
11-4-33	SOUTH DAKOTA STATE #	L,	7-13
11-5-32	SOUTH DAKOTA ST. #	W,	12-0
10-24-31	CENTRAL MICHIGAN #	L,	12-20
10-18-30	WESTERN MICHIGAN #	W,	19-0
10-26-29	CENTRAL MICHIGAN #	W,	24-0
11-10-28	WESTERN MICHIGAN #	W,	18-9
10-29-27	CENTRAL MICHIGAN #	W,	6-0
11-29-26	KALAMAZOO #	W,	19-0

Homecoming began in 1920 and was originally known as Gala Days on campus before transitioning to the term homecoming in 1923. It was first incorporated with a football game beginning in 1926.

All-time Versus Conferences

BOWL SUBDIVISION CONFERENCES

ATLANTIC COAST	**0-9**
Boston College	0-0
Clemson	0-0
Duke	0-0
Florida State	0-0
Georgia Tech	0-0
Louisville	0-1
Miami (Fla.)	0-4
North Carolina	0-0
North Carolina State	0-0
Pittsburgh	0-2
Syracuse	0-1
Virginia	0-1
Virginia Tech	0-0
Wake Forest	0-0
AMERICAN ATHLETIC	**2-12**
Cincinnati	0-1
Connecticut	1-1
East Carolina	0-0
Houston	0-0
Memphis	0-0
Navy	0-2
South Florida	0-0
SMU	0-0
Temple	0-5
Tulane	0-0
Tulsa	0-0
UCF	1-3
BIG TEN	**0-38**
Illinois	0-0
Indiana	0-1
Iowa	0-0
Maryland	0-4
Michigan	0-10
Michigan State	0-10
Minnesota	0-0
Nebraska	0-0
Northwestern	0-3
Ohio State	0-1 !
Penn State	0-3 !
Purdue	0-2
Rutgers	0-1
Wisconsin	0-3
BIG 12	**0-1**
Baylor	0-0
Iowa State	0-0
Kansas	0-0
Kansas State	0-0
Oklahoma	0-0
Oklahoma State	0-0
TCU	0-0
Texas	0-0
Texas Tech	0-0
West Virginia	0-1
CONFERENCE USA	**4-11**
Charlotte	1-0
Florida Atlantic	0-0
Florida International	0-0
Marshall	1-3
Middle Tennessee	0-0
Louisiana Tech	1-5
North Texas	0-0
Old Dominion	0-2
Rice	0-0
Southern Mississippi	0-0
UAB	0-0
UTEP	0-0
Texas-San Antonio	0-0
Western Kentucky	1-1
INDEPENDENT	**1-8**
Army	1-6
Brigham Young	0-0
Notre Dame	0-0
Massachusetts	0-2
MOUNTAIN WEST	**3-1-1**
Air Force	0-0
Boise State	0-0
Colorado State	0-0-1
Fresno State	0-1
Hawai'i	0-0
New Mexico	0-0
Nevada	0-0
San Diego State	0-0
San Jose State	1-0
UNLV	0-0
Utah State	0-0
Wyoming	2-0
PACIFIC-12	**0-1**
Arizona	0-1
Arizona State	0-0
California	0-0
Colorado	0-0
Oregon	0-0
Oregon State	0-0
Southern California	0-0
Stanford	0-0
UCLA	0-0
Utah	0-0
Washington	0-0
Washington St.	0-0
SOUTHEASTERN	**0-9**
Alabama	0-0
Arkansas	0-1
Auburn	0-0
Florida	0-2
Georgia	0-0
Kentucky	0-0
Louisiana State	0-1
Mississippi	0-0
Mississippi State	0-0
Missouri	0-2
South Carolina	0-1
Tennessee	0-0
Texas A&M	0-0
Vanderbilt	0-2
SUN BELT	**2-4**
Appalachian State	0-0
Arkansas State	1-2
Georgia Southern	0-0
Georgia State	0-0
Idaho	0-1
Louisiana-Lafayette	1-1
Louisiana-Monroe	0-0
New Mexico State	0-0
South Alabama	0-0
Texas State	0-0
Troy	0-0

CHAMPIONSHIP SUBDIVISION CONFERENCES

BIG SOUTH	**0-1**
Charleston Southern	0-0
Coastal Carolina	0-0
Gardner–Webb	0-0
Kennesaw State	0-0
Liberty	0-1
Monmouth	0-0
Presbyterian	0-0
MID-EASTERN ATHLETIC	**5-0**
Bethune–Cookman	0-0
Delaware State	0-0
Florida A&M	0-0
Hampton	0-0
Howard	3-0
Morgan State	1-0
Norfolk State	0-0
North Carolina A&T	1-0
North Carolina Central	0-0
Savannah State	0-0
South Carolina State	0-0
MISSOURI VALLEY FOOTBALL	**48-44-8**
Illinois State	12-13-6
Indiana State	10-3
Missouri State	0-0
North Dakota State	0-0-1
Northern Iowa	5-4
South Dakota	0-0
South Dakota State	2-1
Southern Illinois	7-6
Western Illinois	5-11-1
Youngstown State	7-6
OHIO VALLEY	**12-9-1**
Austin Peay	0-0
Eastern Illinois	10-5
Eastern Kentucky	0-3-1
Jacksonville State	0-0
Morehead State	0-0
Murray State	0-1
Southeast Missouri State	2-0
Tennessee Martin	0-0
Tennessee State	0-0
Tennessee Tech	0-0
SOUTHLAND	**2-1-1**
Central Arkansas	0-0
Lamar	0-0
McNeese State	2-1-1
Nicholls State	0-0
Northwestern State	0-0
Sam Houston State	0-0
Southeastern Louisiana	0-0
Stephen F. Austin	0-0
SOUTHWESTERN ATHLETIC	**2-0**
Alabama A&M	0-0
Alabama State	1-0
Alcorn State	0-0
Arkansas Pine Bluff	0-0
Grambling State	0-0
Jackson State	0-0
Mississippi Valley State	1-0
Prairie View A&M	0-0
Southern	0-0
Texas Southern	0-0

! - vacated win(s) due to NCAA penalty

All-Time Opponent Records

Opponent	W-L-T	1st	Last Meeting	Streak
Adrian	13-3-2	1903	1964 • EMU, 7-0	W-4
Akron	**12-19**	**1949**	**2015 • UA, 47-21**	**L-2**
Alabama State	1-0	2011	2011 • EMU, 14-7	W-1
Albion	6-15	1892	1963 • Albion, 17-6	L-3
Allegheny	2-0	1964	1965 • EMU, 23-8	W-2
Alma	11-13-2	1908	1962 • EMU, 30-6	W-1
Arizona	0-1	1988	1988 • ARI, 55-0	L-1
Arkansas	0-1	2009	2009 • ARK, 63-27	L-1
Arkansas State	1-2	1968	1976 • EMU, 32-30	W-1
Army West Point	1-6	1992	2015 • ARMY, 58-36	L-2
Ashland	0-1	1964	1964 • ASH, 13-7	L-1
Assumption College	9-1	1912	1927 • AC, 26-7	W-9
Baldwin-Wallace	3-4	1955	1967 • EMU, 15-13	W-1
Ball State	**22-34-2**	**1936**	**2016 • EMU 48-41**	**W-1**
Bowling Green	**12-25-1**	**1919**	**2016 • EMU 28-25**	**W-1**
Buffalo	6-1	2001	2014 •EMU, 37-27	W-1
Case Tech	2-0	1964	1965 • EMU, 41-20	W-2
Central Florida	1-3	1997	2003 • EMU, 19-13	W-1
Central Michigan	**29-59-6**	**1902**	**2016 • EMU, 26-21**	**L-4**
Cincinnati	0-1	2005	2005 • UC 28-26	L-1
Charlotte	1-0	2016	2016 • EMU 37-19	W-1
Cleary Business	1-1	1909	1911 • EMU, 33-0	W-1
Colorado State	0-0-1	1989	1989 • TIE, 35-35	T-1
Connecticut	1-1	2000	2001 • UCONN, 19-0	L-1
DePaul	1-0	1929	1929 • EMU, 27-0	W-1
Detroit	5-7-1	1894	1940 • DET, 47-0	L-3
Detroit Business	4-0	1902	1905 • EMU, 30-0	W-4
Detroit City	3-0	1926	1930 • EMU, 33-7	W-3
Detroit College	1-0	1903	1903 • EMU, 5-0	W-1
Detroit J.C.	1-1	1918	1920 • EMU, 21-7	W-1
Detroit Univ. School	1-2	1902	1911 • EMU, 17-0	W-1
East Tennessee State	1-0	2003	2003 • EMU, 28-21	W-1
Eastern Illinois	10-5	1951	2004 • EMU, 31-28	L-1
Eastern Kentucky	0-3-1	1948	1971 • TIE, 0-0	T-1
Ferris State	7-0	1925	1967 • EMU, 13-6	W-7
Findlay	1-2	1963	1967 • EMU, 17-0	W-1
Flint	1-0	1906	1906 • EMU, 16-0	W-1
Florida	0-2	2004	2014 • Fla., 65-0	L-2
Fort Wayne	1-0	1893	1893 • EMU, 22-6	W-1
Fresno State	0-1	1990	1990 • FS, 41-10	L-1
Georgetown (KY)	1-0	1930	1930 • EMU, 45-0	W-1
Grand Rapids J.C.	2-0	1920	1922 • EMU, 12-0	W-2
Great Lakes	1-0	1946	1946 • EMU, 19-0	W-1
Hillsdale	15-19-1	1898	1956 • HILL, 16-7	L-2
Hope	8-6-2	1935	1958 • Hope, 19-7	L-2
Howard	3-0	2007	2013 • EMU, 34-24	W-3
Idaho	0-1	2004	2004 • Idaho, 45-41	L-1
Idaho State	1-1	1971	1972 • ID St., 21-14	L-1
Illinois State	12-13-6	1935	2012 • ILL St., 31-14	L-5
Indiana	0-1	1990	1990 • Ind., 37-6	L-1
Indiana State	10-3	1934	2008 • EMU 52-0	L-1
John Carroll	2-3-1	1928	1967 • EMU, 34-0	W-2
Kalamazoo	8-7	1897	1963 • EMU, 13-12	W-1
Kent State	13-17	1973	2012 • KSU, 41-14	L-4
Kentucky State	2-1	1966	1969 • EMU, 48-6	W-2
Liberty	0-1	1989	1989 • LIB, 25-24	L-1
Louisana Lafayette	1-1	2005	2006 • ULL, 33-14	L-1
Louisiana State	0-1	2015	2015 • LSU, 44-22	L-1
Louisana Tech	1-5	1971	1992 • LA Tech, 31-17	L-3
Louisville	0-1	1999	1999 • LOU, 45-10	L-1
Marshall	1-3	1983	1998 • MAR, 26-23	L-3
Maryland	0-4	2001	2008 • MD, 51-24	L-4
McNeese State	2-1-1	1974	1977 • EMU, 9-7	W-1
Miami (OH)	**4-19**	**1974**	**2016 • MIA, 28-15**	**L-9**
Michigan	0-10	1896	2011 • MICH, 31-3	L-10
Michigan State	0-10	1898	2014 • MSU, 73-14	L-10
Mississippi Valley	**1-0**	**2016**	**2016 • EMU 61-14**	**W-1**
Missouri	**0-2**	**1997**	**2016 • MIZZ, 61-21**	**L-2**
Montana State	1-0	1969	1969 • EMU, 31-7	W-1
Morgan State	1-0	2014	2014 • EMU 31-28	W-1
Morningside	1-0	1968	1968 • EMU, 41-16	W-1
Mount Clemens	0-1	1903	1903 • Mt.Clem, 23-0	L-1

Opponent	W-L-T	1st	Last Meeting	Streak
Murray State	0-1	1969	1969 • MURR, 28-20	L-1
Navy	0-2	2003	2006 • Navy, 49-21	L-2
New Mexico Highlands	1-0	1972	1972 • NMH, 30-6	W-1
North Carolina A&T	1-0	1977	1977 • EMU, 21-20	W-1
North Dakota State	0-0-1	1970	1970 • TIE, 14-14	T-1
Northeastern	2-0	1968	1969 • EMU, 56-0	W-2
NE Louisana	2-2	1967	1975 • EMU, 27-24	W-1
Northern Illinois	**14-31-2**	**1927**	**2016 • NIU, 31-24 OT**	**L-9**
Northern Iowa	5-4	1930	1998 • NI, 13-10	L-1
Northern Michigan	13-7	1932	1979 • EMU, 21-7	W-1
Northwestern	0-3	2006	2009 • NW, 27-24	L-3
Ohio	**12-18-1**	**1976**	**2016 • EMU, 27-20**	**L-7**
Ohio State	0-1 !	2010	2010 • OSU 20-73	L-1
Ohio Northern	0-3	1963	1966 • ONU, 17-9	L-3
Old Dominion	0-2	2014	2015 • ODU, 38-34	L-2
Olivet	6-5	1894	1928 • EMU, 33-0	W-5
Orchard Lake	0-1	1900	1900 • OL, 17-0	L-1
Penn State	0-3 !	1992	20113• PSU, 45-7	L-3
Pittsburgh	0-2	1995	2007 • PITT, 3-27	L-2
Purdue	0-2	1991	2012 • PUR, 54-16	L-2
Quantico Marines	3-0	1970	1972 • EMU, 21-7	W-3
Rutgers	0-1	2013	2013 • RU 28-10	L-1
San Jose State	1-0	1987	1987 • EMU, 30-27	W-1
South Carolina	0-1	2000	2000 • USC, 41-6	L-1
Southern Connecticut	1-0	1968	1968 • EMU, 40-0	W-1
South Dakota State	2-1	1932	1971 • EMU, 35-2	W-1
SE Missouri State	2-0	2001	2002 • EMU, 35-32	W-2
Southern Illinois	7-6	1950	2002 • EMU, 48-45 (2 OT)	W-1
St. Joseph's	0-2	1957	1958 • SJU, 3-0	L-2
St. Mary's	1-2	1893	1914 • EMU, 27-12	W-1
St. Norbert	2-0	1972	1973 • EMU, 47-14	W-2
St. Viator	2-0	1933	1934 • EMU, 13-0	W-2
Syracuse	0-1	1995	1995 • SYR, 52-24	L-1
Tampa	0-3	1968	1972 • TAM, 42-0	L-3
Temple	0-5	1993	2009 • TEM, 24-12	L-5
Toledo	**11-33**	**1923**	**2016 • TOL, 35-20**	**L-10**
UNLV	1-1	1994	1995 • EMU, 51-6	W-1
Valparaiso	3-2	1927	1949 • VALPO, 28-26	L-1
Vanderbilt	0-2	2007	2010 • VANDY, 52-6	L-2
Virginia	0-1	2010	2010 • UVA, 48-21	L-1
Waynesburg	2-0	1969	1970 • EMU, 30-0	W-2
Wayne State	12-11-3	1921	1967 • WSU, 20-3	L-1
Weber State	1-1	1973	1974 • WEBER, 21-14	L-1
West Virginia	0-1	1993	1933 • WVU, 48-6	L-1
Western Illinois	5-11-1	1951	2003 • WIU, 34-12	L-1
Western Kentucky	1-1	1970	1971 • EMU, 17-14	W-1
Western Michigan	**18-32-2**	**1906**	**2016 • WMU, 45-31**	**L-3**
Western Reserve	3-0-1	1964	1967 • EMU, 47-0	W-2
Wisconsin	0-3	1991	1996 • WIS, 24-3	L-3
Wisconsin-Milwakee	2-0	1970	1971 • EMU, 31-0	W-2
Wisconsin-Oshkosh	2-0	1971	1972 • EMU, 26-14	W-2
Wittenberg	1-0	1968	1968 • EMU, 14-7	W-1
Wyoming	**2-0**	**2016**	**2016 • EMU, 27-24**	**W-2**
Youngstown State	7-6	1957	1990 • YSU, 24-14	L-1
Non-Collegiate	38-21-8	1891	1932 • EMU, 15-6	W-1
Totals	**448-581-47**			

! - vacated win(s) due to NCAA penalty



The 1987 California Bowl is the only meeting ever between EMU and San José State with EMU recording a 30-27 upset victory.



© 2009 adidas America, Inc. adidas, the 3-Bars logo and the 3-Stripes mark are registered trademarks of the adidas Group.

RUSHING

An EMU player rushed 30+ yards from scrimmage ..... Breck Turner, 38 yds. vs. Western Michigan (10-22-16)
An EMU player rushed 40+ yards from scrimmage ..... Breck Turner, 50 yds. vs. Wyoming (9-23-16)
An EMU player rushed 50+ yards from scrimmage ..... Breck Turner, 50 yds. vs. Wyoming (9-23-16)
An EMU player rushed 60+ yards from scrimmage ..... Darius Jackson, 63 yds. vs. Ball State (9-19-15)
An EMU player rushed 70+ yards from scrimmage ..... Shaq Vann, 74 yds. at Wyoming (9-12-15)
An EMU player rushed 80+ yards from scrimmage ..... Larry Ratcliff, 88, vs. Wisc.-Mil. (10-23-71)
An EMU player rushed for 100+ yards in a game ..... Ian Eriksen, 171 yds. vs. Northern Illinois (11-16-16)
An EMU player rushed for 200+ yards in a game ..... Reginald Bell, 202 yds. vs. Buffalo (10-11-14)
An EMU player carried 30+ times in a game ..... Ian Eriksen, 30 attempts vs. Northern Illinois (11-16-16)
An EMU player carried 40 times in a game ..... Anthony Sherrell, 40 attempts, at North. Ill. (11-22-03)
An EMU player carried 43 times in a game ..... Anthony Sherrell, 43 attempts, vs. Ball St. (11-15-03)
An EMU player scored three TDs rushing ..... Reginald Bell, 3TDs vs. Buffalo (10-11-14)
An EMU player scored four TDs rushing ..... Bronson Hill, 4TDs vs. Toledo (10-13-12)
Two EMU players rushed for 100+ yards in a game ..... Reggie Bell, 133, Ryan Brumfield, 112, vs. North. Ill. (10-25-14)

PASSING

An EMU player completed 30+ passes in a game ..... Brogan Roback, 37 completions, at Ball State (11-8-16)
An EMU player completed more than 40+ passes in a game ..... Andy Schmitt, 58 completions, vs. CMU (11-28-08)
An EMU player threw three TD passes ..... Brogan Roback, 3 TDs, at Ball State (11-8-16)
An EMU player threw four TD passes ..... Tyler Benz, 5 TDs, vs. Army (10-20-12)
An EMU player threw five TD passes ..... Tyler Benz, 5 TDs, vs. Army (10-20-12)
An EMU player passed for 300+ yards in a game ..... Brogan Roback, 468 yds., at Ball State (11-8-16)
An EMU player passed for 400+ yards in a game ..... Brogan Roback, 468 yds., at Ball State (11-8-16)
An EMU player passed for 500+ yards in a game ..... Andy Schmitt, 516 yds., vs. Central Michigan (11-28-08)
An EMU player completed more than 75% of his passes ..... Todd Porter, 77% (24-of-31) at Charlotte (9-17-16)
A EMU non-quarterback threw a touchdown pass ..... Josh LeDuc, 71 yds, at Miami (9-11-10)

RECEIVING

An EMU player had 10+ receptions in a game ..... Dustin Creel, 10 receptions, vs. UMass (11-14-15)
An EMU receiver had 100+ yards in a game ..... Dieuly Aristilde, 107 yards, at Ball State (11-8-16)
An EMU receiver had 200+ yards in a game ..... Kevin Walter, 225 yards, vs. Akron (10-5-02)
An EMU receiver caught three TDs in a game ..... Eric Deslauriers, 4 TDs, vs. Central Mich. (11-6-04)
An EMU receiver caught four TDs in a game ..... Eric Deslauriers, 4 TDs, vs. Central Mich. (11-6-04)
Two EMU players 100+ receiving yards in a game ..... Dustin Creel, 152, Tyreese Russell, 113, vs. Ball State (11-22-14)
Nine-or-more different receivers caught a pass ..... 10, at Ohio (10-15-16)

MISCELLANEOUS

An EMU player registered a 60-yard punt ..... Austin Barnes, 61 yds., vs. Miami (10-29-16)
An EMU player registered a 70-yard punt ..... Nick Avondet, 74 yds., vs. Northern Iowa (9-3-98)
An EMU player registered a 80-yard punt ..... Charles Nemeth, 90 yds., vs. Alma (11-4-43)
An EMU player registered a 90-yard punt ..... Charles Nemeth, 90 yds., vs. Alma (11-4-43)
An EMU player kicked a 50+ yard field goal ..... Dylan Mulder, 55 yds., at Miami (11-7-15)
EMU recovered an on-side kick ..... Brendan Renius at Wyoming (9-12-15), 1st Quarter
EMU registered a safety ..... bad snap in end zone vs. Mississippi Valley (9-2-16)
An EMU player had four interceptions in a game ..... Richard Palmer, 4 Ints., vs. Western Michigan (10-19-91)
An EMU player returned a punt for a touchdown ..... Demarius Reed, 83 yards at Kent State (11-19-11)
An EMU player returned a kickoff for a touchdown ..... Tyler Allen, 90 yards vs. Ohio (10-19-13)
An EMU player returned the game opening kickoff for a touchdown ..... Tyler Allen, 90 yards vs. Ohio (10-19-13)
An opponent returned the game opening kickoff for a touchdown ..... Darius Phillips, 93 yards at WMU (11-15-14)
An EMU player returned a fumble for a touchdown ..... Hunter Matt, 11 yards at Penn State (9-7-13)
An EMU player returned an interception for a touchdown ..... Jaylen Pickett, 36 yards at Charlotte (9-17-16)
An EMU player blocked a punt ..... Amos Houston vs. Central Michigan (11-1-14)
An EMU player blocked a punt and returned it for a touchdown ..... Nathan Adams vs. Morgan State (8-30-14)
An EMU player blocked a field goal ..... Jeremiah Harris vs. Northern Illinois (11-16-16)
EMU registered two blocked field goals in the same game ..... Willie Creear & Mike Steals vs. North. Ill. (10-25-14)
An EMU player blocked a PAT and returned it for a score ..... Ryan Downard, 97 yards, at Michigan (10-6-07)
An EMU player record a run, pass completion and catch in the same game ..... Alex Gillett vs. Northern Illinois (11-23-12)
EMU blocked punt, blocked a field goal and returned a punt for a TD in same game ..... at Kent State (11-19-11)
EMU recorded a shutout ..... vs. Indiana State, 52-0 (8-28-08)
EMU was the victim of a shutout ..... at Florida (9-6-14), UF 65, EMU 0
EMU won a road non-conference game ..... at Charlotte (9-17-16), EMU 37, CHAR 19
EMU received votes in the Amway Coaches Poll ..... Oct. 2, 2016 - 1 vote
EMU received votes in the *Associated Press* Coaches Poll ..... 1987 Final Poll - 18 votes