



EMPORIA STATE HORNETS

2019 Game Notes Emporia State Hornets vs. #14 Central Mo. Mules Homecoming

Emporia State Ticket Prices

Reserved	\$20
Adult General Admission	\$15
Jr/Sr General Admission (4-17/65+).....	\$10
Family Pack (2 Adult GA/2 Jr GA).....	\$36

ESU ticket info: 877-341-6378/tickets.emporia.edu

2019 ESU SCHEDULE

SEPT. 5	NORTHEASTERN ST. . W 51-14
Sept. 14	at #23 Pittsburg State L 23-47
SEPT. 21	NEB.-KEARNEY L 21-31
Sept. 28	at Lincoln..... W 50-7
OCT. 5	#7 NORTHWEST MO. .. L 23-34
Oct. 12	at Fort Hays State L 3-19
OCT. 19	#14 CENTRAL MO. ... 2:00 P.M.
Oct. 26	at Mo. Western 1:00 p.m.
NOV. 2	WASHBURN 2:00 P.M.
Nov. 9	at Mo. Southern..... 3:00 p.m.
NOV. 16	CENTRAL OKLA. 2:00 P.M.

Saturday, October 12

#7 Northwest Mo. 38, #13 Pittsburg St. 17
at #15 Central Mo. 44, Central Okla. 26
Neb.-Kearney 44, at Lincoln 0
Washburn 70, at Northeastern State 13
at Mo. Western 43, Mo. Southern 34
at Fort Hays State 19, Emporia State 3

Saturday, October 19

Fort Hays St. at #19 Pittsburg St. 1:00 p.m.
Mo. Western at Central Okla. 1:00 p.m.
#14 Central Mo. at Emporia State 2:00 p.m.
#7 Northwest Mo. at Neb.-Kearney 2:00 p.m.
Northeastern St. at Lincoln 2:00 p.m.
Washburn at Mo. Southern 4:00 p.m.

Saturday, October 26

Central Okla. at Washburn 1:00 p.m.
#19 Pittsburg St. at #14 Central Mo.... 1:00 p.m.
Emporia State at Mo. Western 1:00 p.m.
Lincoln at #7 Northwest Mo. 2:00 p.m.
Mo. Southern at Northeastern St. 2:00 p.m.
Neb.-Kearney at Fort Hays State 2:00 p.m.

MEDIA CONTACT INFORMATION

ESU: Don Weast
..... dweast@emporia.edu
..... (620) 344-6190 (cell)
UCM: Joe Hoffmann
..... jhoffmann@ucmo.edu
..... (660) 543-8091 (office)

ESU Interview Policy

Coach Higgins will be available to the media on game day after his post-game radio show with KFFX-FM. Requested players will be available following the game outside the Emporia State lockerroom. Please give a list of requested players to Don Weast. Coach Higgins and selected players will be available from 2:00-2:25 p.m. on Thursday for their regular weekly media session. Please contact Emporia State Athletic Media Relations to arrange additional interviews with players and coach Higgins.

Twitter: @ESUSports

Instagram: emporiastatesports

Facebook: EmporiaStateAthletics

YouTube: ESUAthletics

Game #7

Emporia State Hornets (2-4, 2-4 MIAA)

vs. #14 Central Missouri Mules (6-0,6-0 MIAA)

Saturday, Oct. 19 at 2:00 p.m. • Jones Field at Welch Stadium (7,000) • Emporia, Kan.

Series Record: UCM leads 40-20-4 **Current Streak:** ESU 1 Win

Last Meeting: ESU 41, at UCM 23 (October 13, 2018)

Radio: KFFX-FM (104.9) Pregame 1:00 p.m. **TV:** None

Internet (Audio): www.kvoe.com **Internet (Video):** themiaanetwork.com/esuhornets

Officials: Announced on Game Day

Up Next: at Missouri Western • Sat., Oct. 26 at 1:00 p.m.

Spratt Stadium (7,000) • St. Joseph, Mo.

HOMECOMING TIME

Emporia State returns to Jones Field at Welch Stadium to take on #15 Central Missouri on Homecoming. The Hornets are 14-13 in Homecoming games since 1991. This will be just the second time Central Missouri has been Emporia State's Homecoming opponent. The first such contest was a 50-10 Hornet win in 1997

LAST TIME OUT

Emporia State held Fort Hays State to four field goals and just one touchdown in their five trips to the redzone but were held without an offensive touchdown for the first time in 13 games in a 19-3 loss at Fort Hays State on Saturday night in Hays, Kan.

Gary Woods II had 12 tackles to lead the Hornet defense while Jaedon Pool and Lawson Holbert each had nine. Parker Bass had seven tackles, one tackle for loss, and a pass break up while Gee Stanley had seven tackles, an assisted TFL, a pass break up and a quarterback hurry. Jace McDown added eight tackles. Dalton Cowan was 14 of 29 for 129 yards and added 56 yards on 13 carries. Wil Amos had two catches for 40 yards while Dexton Swinehart had four catches for 30 yards.

THE COACHES

Garin Higgins has a career record of 131-74 in his 18th season as a head coach. He is 80-65 in his 13th season at his alma mater and is 71-41 since the start of the 2010 season. He has led the Hornets to the post season in five of the last seven years with three NCAA Playoffs and a national semifinal appearance in 2015. He had a 51-9 career record as the head coach at Northwestern Oklahoma, including two trips to the national championship game. Higgins was a quarterback for Emporia State from 1987-90 and was on the 1989 national runners-up team. He is 3-7 against Central Missouri.

Jim Svoboda is 76-34 in his tenth year at Central Missouri and 128-53 in his 17th season as a head coach. He is 4-3 against Emporia State.

SCOUTING THE HORNETS

Emporia State is 2-4 on the year. They are ranked second in the MIAA in pass defense and are third in total defense. The Hornets have allowed an MIAA low five touchdown passes on the season and are 13th in the nation in passing yards allowed. Jace McDown is leading the MIAA in tackles while ranking second in the league and 13th in the nation in solo tackles.

SCOUTING THE MULES

Central Missouri is 6-0 on the season and ranked #14 in the nation. They have the top ranked scoring offense in the nation at 53.7 points per game. Brook Bolles is fourth in the nation in passing yards per game and is third the nation in points responsible for.

THE SERIES

This is the 65th meeting in the series that dates back to 1901. The Mules lead the all-time series 40-20-4. The Hornets have won three of the last four after dropping the previous 13 straight.

LAST TIME VS. CENTRAL MISSOURI

Emporia State got it's first defensive score since September 16, 2017 on the way to a 41-23 victory at Central Missouri. The Hornets never trailed in the game and Parker Bass put an exclamation point on the win with a 74 yard fumble return for a touchdown to give Emporia State a 41-17 lead with 11:05 left in the game. Braxton Marstall was 24 of 33 for 278 yards with two touchdowns and added 63 yards on 15 carries with two more scores. Landon Nault had his third 100 yard rushing game of the season, finishing with 114 yards on 21 carries. Tyler Harris had seven catches for 92 yards and a score. Logan Thompson and Jace McDown each had nine tackles for the Hornets. Parker Bass had five tackles to go with his 74 yard fumble return for a touchdown.

UP NEXT

The Hornets travel to St. Joseph, Mo. next weekend to play Missouri Western. Kick-off at Spratt Stadium is set for 1:00 p.m.



THE HORNETS IN 2019 WHEN:

Gaining more rushing net yards	2-1
Opponents gain more rushing net yards...	0-3
Rushing yards are equal	0-0
Gaining more passing yards	2-2
Opponents gain more passing yards	0-2
Gaining more total offensive yards.....	2-0
Opp. gain more total offensive yards	0-4
Gaining more first downs or equal	2-1
Opponents gain more first downs	0-3
Throwing more completions	2-2
Opponents throw more completions	0-1
Completions are equal	0-1
Turning the ball over more	0-2
Opponents turn the ball over more	2-2
Turnovers are equal	0-0
Accumulating more penalty yards	1-3
Opp. accumulate more penalty yards	1-1
When leading after 1st quarter.....	2-2
When tied after 1st quarter.....	0-0
When trailing after 1st quarter.....	0-2
When leading at halftime.....	2-1
When tied at halftime	0-0
When trailing at halftime.....	0-3
When leading after 3rd quarter	2-0
When tied after 3rd quarter	0-0
When trailing after 3rd quarter	0-4
In overtime.....	0-0
Having more time of possession	2-0
Having less time of possession.....	0-4
In night games.....	2-2
In day games.....	0-2
When winning the opening coin toss	2-2
When opponent wins the opening toss	0-2

KNOW THE FOE

This will be the 65th meeting between Emporia State and Central Missouri. In six of the last eight meetings it has been a one touchdown game in the fourth quarter. In 2009 the Hornets drove 60 yards in 54 seconds only to see a potential game tying 31 yard field goal miss wide left in a 24-21 loss. In 2011 the Hornets led 38-31 with 13:46 left in the game before the Mules scored the final 14 points to take a 45-38 win in Emporia. The teams did not meet in 2012 or 2013. An Austin Morton 26 yard field goal pulled the Hornets within 36-31 to start the fourth quarter in Warrensburg in 2014. LaVance Taylor scored on a 75 yard run on third and 13 to put the Mules up 43-31 and after the Hornets fumbled away the ensuing kickoff Taylor scored from 22 yards out for the final score of 50-31. The 2015 game was interrupted on Thursday by a severe thunderstorm at the half and resumed on Saturday afternoon in Welch Stadium. Brent Wilson hit Morris Williams for a 14 yard touchdown with 10:16 left to break a 31-31 tie. After a UCM field goal made it 38-34, Wilson found Mitchell Foote on a two yard pass with 2:49 left for the final score of 45-34. In 2016 the Hornets took a 17-7 lead into the fourth quarter only to see the Mules score 14 straight to go up 21-17 with 9:28 left. ESU retook the lead on an Antonio Brown one yard run with 36 seconds left, but UCM answered with a 34 yard field goal with :07 left to send the game to OT. The teams traded touchdowns in the first extra period. MJ Mathis pulled an interception in the Mules half of the second overtime. Braxton Marstall hit Mitchell Foote for a 20 yard touchdown on second down to give ESU a 37-31 victory. Last year Emporia State had a 31-21 lead in the fourth quarter, but Central Missouri scored 13 points in the final 4:14, including the game winning defensive touchdown as time expired following a lateral and two fumbles with the score tied.

FLIP A SWITCH

Emporia State was 15-34 under head coach Garin Higgins and trailing Missouri Southern 17-0 at the midway point of the 2011 season. Emporia State came back to win 31-25 and have gone 65-31 since then. Of the 31 losses, 15 have been to teams ranked in the AFCA Top 25 at the time. In Emporia State's first 49 games under Coach Higgins, the Hornets averaged 19.86 points per game while giving up 30.06 points per game. In the 95 games since then Emporia State is averaging 33.10 points while giving up 27.41 points per game.

OUTSIDE THE CONFERENCE

The Hornets have gone 14-2 in non-conference games under Garin Higgins and are 25-7 outside the MIAA in the 21st century. Since joining the MIAA, ESU is 34-12 in non-conference games and has lost only three games to unranked non-conference D-II opponents since 1996.

2019 MIAA Standings

Team	MIAA		Overall	
	W-L	PCT	W-L	PCT
Central Missouri (14)	6-0	1.000	6-0	1.000
Northwest Missouri (7)	6-0	1.000	6-0	1.000
Pittsburg State (19)	5-1	0.833	5-1	0.833
Fort Hays State	4-2	0.667	4-2	0.667
Missouri Western	4-2	0.667	4-2	0.667
Nebraska Kearney	4-2	0.667	4-2	0.667
Central Oklahoma	2-4	0.333	2-4	0.333
Emporia State	2-4	0.333	2-4	0.333
Washburn	2-4	0.333	2-4	0.333
Missouri Southern	1-5	0.167	1-5	0.167
Lincoln	0-6	0.000	0-6	0.000
Northeastern State	0-6	0.000	0-6	0.000

(AFCA National Rank)

PLAYOFF HISTORY

The Hornets are 3-4 in their seven NCAA playoff games over four trips to the Division II playoffs and have won three of their last five playoff games. Emporia State, Northwest Missouri, and Pittsburg State are the only MIAA teams to have won playoff games in back to back years while Emporia State and Northwest Missouri are the only ones to have accomplished the feat this decade.

MIAA IN THE POSTSEASON

Since the MIAA first expanded in 1989 and the new teams became eligible for post season play in 1990, the league has eight national championships and a representative in 15 of 28 national championship games, including ten of the last 15 title games. In that time the MIAA is 43-19 in the NCAA Playoffs and 19-7 in bowl games for a combined post season record of 62-26 against non-conference opponents. The Hornets join Northwest Missouri (1996-99, 2002, 2004-11, 2013, 2015-16), Pittsburg State (1989-92, 1995, 2001, 2004-05, 2011), Missouri Western (2012), and Central Missouri (2010) as MIAA teams that have reached the national quarterfinals. Emporia State's game at Northwest Missouri in 2015 was the fifth all-MIAA regional final all-time. Six different MIAA schools have advanced to the NCAA Playoffs and won a game since 2010 while eight current member institutions have represented the league in the NCAA Playoffs. Counting their time in other conferences ten of the current 12 MIAA football playing schools have been NCAA Division II Playoff participants. The only two schools to have never made the NCAA Playoffs are Lincoln and Northeastern State, who made the NAIA National Championship game four times and won the title in 1994. Northeastern State participated in the 2011 Mineral Water Bowl, meaning 11 of the 12 member schools have participated in an NCAA sanctioned post season game.

All MIAA NCAA Divison II Quarterfinals

- 2015** at Northwest Mo. 38, Emporia State 17
- 2011 at Pittsburg State 41, Northwest Mo. 16
- 2010 at Northwest Mo. 37, Central Mo. 20
- 2005 Northwest Mo. 21, at Pittsburg State 10
- 2004 at Pittsburg State 50, Northwest Mo. 36

Final NCAA Super-Region 3 Seedings
November 12, 2018

School	In-Region	D2
1 Ouachita Baptist	11-0	11-0
2 Ferris St.	10-0	11-0
3 Grand Valley St.	8-1	10-1
4 UIndy	9-1	9-1
5 Fort Hays St.	9-2	9-2
6 Northwest Mo. St.	9-2	9-2
7 Harding	9-2	9-2

MIAA in bold



LAST TIME VS. CENTRAL MISSOURI
Emporia State 41, at Central Missouri 23

October 13, 2018
 WARRENSBURG, MO-Emporia State got it's first defensive score since September 16, 2017 on the way to a 41-23 victory at Central Missouri. The Hornets scored touchdowns on their first three drives while allowing the Mules just ten points on their first five drives. The Hornets never trailed in the game and Parker Bass put an exclamation point on the win with a 74 yard fumble return for a touchdown to give Emporia State a 41-17 lead with 11:05 left in the game. Braxton Marstell was 24 of 33 for 278 yards with two touchdowns and added 63 yards on 15 carries with two more scores. Landon Nault had his third 100 yard rushing game of the season, finishing with 114 yards on 21 carries including a career best 61 yard touchdown. Tyler Harris was the leading receiver for the Hornets with seven catches for 92 yards and a score. Defensively Logan Thompson and Jace McDown each had nine tackles for the Hornets. Thompson added an interception while McDown had 2.0 tackles for loss, including half a sack. Parker Bass had five tackles to go with his 74 yard fumble return for a touchdown.

Emporia State	7	20	0	14	-41
Central Missouri	3	14	0	6	-23

	ESU	UCM
FIRST DOWNS.....	28	26
RUSHES-YARDS (NET).....	42-211	39-170
PASSING YDS (NET).....	278	265
Passes Att-Comp-Int.....	33-24-0	48-19-2
TOTAL OFFENSE PLAYS-YARDS.....	75-489	87-435
Fumble Returns-Yards.....	1-74	0-0
Punt Returns-Yards.....	1-1	2-8
Kickoff Returns-Yards.....	3-51	7-124
Interception Returns-Yards.....	2-0	0-0
Punts (Number-Avg).....	7-34.1	4-49.5
Fumbles-Lost.....	1-0	1-1
Penalties-Yards.....	7-75	6-71
Possession Time.....	28:42	31:18
Third-Down Conversions.....	7 of 14	7 of 19
Fourth-Down Conversions.....	1 of 1	3 of 6
Red-Zone Scores-Chances.....	2-2	2-3
Sacks By: Number-Yards.....	3-19	3-25

Scoring Summary

1st Quarter

07:48 ESU - Marstell,Braxton 1 yd run (Schoonover,Clark kick)
 01:59 UCM - Langer,Alex 30 yd field goal

2nd Quarter

14:52 ESU - Marstell,Braxton 23 yd run (kick blocked)
 10:43 UCM - Marsalis,Jalen 4 yd pass from Hunt,Jeremy (Langer,Alex kick)
 09:49 ESU - Nault,Landon 61 yd run (Schoonover,Clark kick)
 04:25 ESU - Harris,Tyler 3 yd pass from Marstell,Braxton (Schoonover,Clark kick)
 01:00 UCM - Sass,Ryan 22 yd pass from Hunt,Jeremy (Langer,Alex kick)

4th Quarter

13:13 ESU - Reed,Jordan 34 yd pass from Marstell,Braxton (Schoonover,Clark kick)
 11:05 ESU - Bass,Parker 74 yd fumble recovery (Schoonover,Clark kick)
 09:33 UCM - Marsalis,Jalen 24 yd pass from Hunt,Jeremy (Wilkerson,Koby pass intcpt)

RUSHING:

Emporia State-Nault,Landon 21-114; Marstell,Braxton 15-63; Callins,Kai 6-34.

Central Missouri-Turner,Devante 18-99; Wilkerson,Koby 12-61; Perry,Zion 1-10; Hunt,Jeremy 8-0.

PASSING:

Emporia State-Marstell,Braxton 24-33-0-278.

Central Missouri-Hunt,Jeremy 19-48-2-265.

RECEIVING:

Emporia State-Harris,Tyler 7-92; Brown,Justin 4-54; Nault,Landon 4-20; Reed,Jordan 3-53; Callins,Kai 2-25; Strong,Denzel 2-16; Schumacker,Cole 1-12; Jackson,Jordan 1-6.

Central Missouri-Perry,Zion 6-61; Wyatt,Shae 5-68; Marsalis,Jalen 3-45; Sass,Ryan 2-42; Wilkerson,Koby 1-22; Turner,Devante 1-14; Prentiss-Brown 1-13.

INTERCEPTIONS:

Emporia State-Thompson,Logan 1-0; Harelson,Cade 1-0.

Central Missouri-None.

FUMBLES:

Emporia State-Callins,Kai 1-0.

Central Missouri-Turner,Devante 1-1.

Attendance: 5,835

YOU HAVE TO SCORE TO WIN

The Hornets are 64-12 under coach Higgins when scoring 28 or more points with a 59-7 record in their last 66 games in which they have scored at least 28 points. The Hornets have scored at least 40 points in 38 games under Coach Higgins with a record 36-2 in those games. The Hornets have won 20 games when allowing their opponents 28 or more points under coach Higgins, but Emporia State has only won 16 games when the Hornets have scored less than 28 points. The 53-52 loss at Central Oklahoma last season was the first time in school history the Hornets have scored 50 points in regulation and lost a game.

DALTON GANG

Quarterback **Dalton Cowan** (Soph./Topeka, Kan.) is one of three MIAA quarterbacks with at least 175 yards rushing and 1,200 passing yards on the season. He is fifth in the MIAA in passing yards and completion percentage, and ranks sixth in total offense, touchdown passes, and points responsible for, eighth in passing efficiency and has the third longest pass in the MIAA this season.

AS A SOPHOMORE-He was the leading rusher for the Hornets at Fort Hays State with 56 yards on 13 carries while going 14 of 29 for 129 yards through the air. He was 19 of 40 for 156 yards and two touchdowns against Northwest Missouri. He had his first career 300 yard passing game at Lincoln, going 28 of 40 for 331 yards and three touchdowns. He completed 21 of 32 passes for 161 yards and scored two rushing touchdowns against Neb.-Kearney. He was 19 of 33 for 174 yards with a touchdown. He went 15 of 25 for 261 yards with three touchdowns through the air and added 88 rushing yards on nine carries against Northeastern State in his first career start

AS A FRESHMAN-He threw a 54 yard touchdown in his only snap against Ft. Hays State. He played the final series against Pittsburg State and had the majority of the fourth quarter at Northeastern State.

IN HIGH SCHOOL-He was a first-team All Class 5A and first-team All-Centennial League selection at quarterback for Seaman HS. He was named Topeka Offensive Player of the Year after he passed for 1,870 yards and 20 touchdowns while adding 589 yards and eight touchdowns on the ground for the Vikings. His father Jeff Cowan played linebacker for the Hornets while his mother Cassie (Henry) Cowan played basketball for the Lady Hornets.

TO THE MOON

Quarterback **Braden Gleason** (Fr.-RS/Muldrow, Okla.) was zero for two passing but had 17 yards on five carries at Lincoln. He was five of seven for 39 yards and a touchdown against Northeastern State. He also had a ten yard gain in his only carry against the RiverHawks.

IN HIGH SCHOOL-He was an All-State Honorable Mention Selection for Muldrow (Okla.) HS. He threw for 6,317 yards and 60 touchdowns in his career along with 1,483 yards and 23 touchdowns rushing.

PURE MICHIGAN

Quarterback **Patrick Briningstool** (Jr.-RS/Clinton Township, Mich.) played the final three series against Northeastern State in his first action after sitting out last season with an injury.

AS A FRESHMAN-He started at Ft. Hays State. He was three for three for 18 yards and had two rushes for 11 yards against Northeastern State. He completed his first pass as a Hornet against Neb.-Kearney.

IN HIGH SCHOOL-He threw for over 4,300 yards and 52 touchdowns as a prepster at Chippewa Valley HS in Clinton Township, Mich.

RECEIVERS

A total of 15 Hornets have caught a pass this season with 11 of them pulling in a reception of at least ten yards. Of those 11, five have receptions of at least 30 yards and three of those five are in their first year on the field for the Hornets this season. Seven Hornets have caught a touchdown pass this year.

WHERE THERE'S A WIL

Receiver **Wil Amos** (Fr.-RS/Afton, Okla.) ranks second in the MIAA in receptions per game and is sixth in receiving yards per game and total receptions.

AS A FRESHMAN-He had 40 yards on two receptions at Fort Hays State. He had five catches for 40 yards against Northwest Missouri. He had a breakout performance with 12 catches for 143 yards and a touchdown at Lincoln. He added on carry for eight yards to go over 150 all-purpose yards in the game. He had four catches for a team high 51 yards in his first game as a Hornet against Neb.-Kearney including a 36 yard reception.

IN HIGH SCHOOL-He was a Daily Oklahoman and Tulsa World All-State Selection. He had 3,247 yards and 45 touchdowns on the ground and threw for 1,269 yards and 16 touchdowns as a senior to lead Afton to state championship. He was a two-time 800m and 400m State Champion in track.



2019 AFCA Division II Coaches Poll
Oct. 14, 2019

School (1st votes) Rec.	Pts.	LW
1. Valdosta State (30) 6-0	797	1
2. Ferris St. (Mich.) (1) 6-0	758	2
3. Minnesota St. 6-0	725	3
4. Tarleton St. (Texas) (1) 6-0	710	4
5. Ouachita Baptist (Ark.) 6-0	635	5t
6. Notre Dame (Ohio) 6-0	621	5t
7. Northwest Missouri 6-0	611	7
8. Lenoir-Rhyne (N.C.) 6-0	586	8
9. Slippery Rock (Pa.) 6-0	535	9
10. Indianapolis (Ind.) 6-0	526	10
11. Colorado School of Mines 6-0	496	11
12. West Chester (Pa.) 6-0	427	12
13. Wingate (N.C.) 6-0	408	14
14. Central Missouri 6-0	386	15
15. Colorado St.-Pueblo 5-1	323	17
16. Bowie St. (Md.) 6-0	270	18
17. Grand Valley St. 5-1	247	19
18. Kutztown (Pa.) 6-0	231	21
19. Pittsburg St. (Kan.) 5-1	223	13
20. Texas A&M-Commerce 4-1	218	20
21. Harding (Ark.) 5-1	188	22
22. Indiana (Pa.) 5-1	149	16
23. Minnesota-Duluth 5-1	136	23
24. West Florida 4-1	76	25
25. Angelo St. (Texas) 5-1	37	NR

Others Receiving Votes: Virginia Union, 21; Ashland, 18; Henderson St., 11; West Texas A&M, 11; Dixie St., 9; Carson-Newman, 3; East Stroudsburg (Pa.), 2; Missouri S&T, 2; Missouri Western, 2; Eastern New Mexico, 1; Virginia St., 1.

MIAA Teams Bold

Super Region-3 Teams Italics

D2Football.com Top 25
October 15, 2019

Team	Record	LW
1 Valdosta State	6-0	1
2 Ferris State	6-0	2
3 Minnesota State	6-0	3
4 Ouachita Baptist	6-0	4
5 Tarleton State	6-0	5
6 Northwest Missouri	6-0	6
7 Notre Dame	6-0	7
8 Indianapolis	6-0	8
9 Lenoir-Rhyne	6-0	9
10 Colorado School of Mines	6-0	10
11 Slippery Rock	6-0	11
12 CSU-Pueblo	5-1	12
13 West Chester	6-0	13
14 Wingate	6-0	14
15 Central Missouri	6-0	15
16 Harding	5-1	16
17 Grand Valley	5-1	18
18 Minnesota Duluth	5-1	19
19 Texas A&M-Commerce	5-1	20
20 Bowie State	6-0	22
21 Pittsburg State	5-1	17
22 Kutztown	6-0	23
23 Angelo State	5-1	NR
24 West Florida	4-1	25
25 IUP	5-1	21

MIAA Teams in Bold

Super Region 3 in Italics

FORMULA ONE

Receiver **Cole Schumacker** (Soph./Rossville, Kan.) is 11th in the MIAA in total receptions with 21 on the season.

AS A SOPHOMORE-He had 59 yards on five receptions with a touchdown against Northwest Missouri. He had three catches for 29 yards at Lincoln. He had six receptions for 45 yards against Neb.-Kearney. He caught four passes for 60 yards at Pittsburg State. He had two catches for 38 yards against Northeastern State, including a 32 yard touchdown.

AS A FRESHMAN-He had a career best five catches for 85 yards and a touchdown against Missouri Southern. He had two key catches for ten yards in the fourth quarter against Ft. Hays State. He finished the year with 112 yards on nine catches with a touchdown in five games last season.

IN HIGH SCHOOL-He was an All-Class 3A receiver and three-time state champion at Rossville HS.

STRONG ONE

Receiver **Dexton Swinehart** (Fr.-RS/Lyndon, Kan.) is 13th in yards per catch in the MIAA among players with at least ten receptions and he has the fourth longest reception in the MIAA this year.

AS A FRESHMAN-He had four catches for 30 yards at Fort Hays State. He had two catches for 20 yards against Northwest Missouri. He caught seven passes for 97 yards including a 42 yard touchdown at Lincoln. He had a 16 yard reception and a catch for a two-point conversion against Neb.-Kearney. He had one catch for 15 yards at Pittsburg State. He had 112 yards on five catches against Northeastern State and his 74 yard touchdown is the second longest reception in the MIAA this year.

IN HIGH SCHOOL-He was the Kansas Class 2-1A Offensive Player of the Year and a Topeka Capital Journal Top 33 selection. He earned Topeka Capital Journal and Wichita Eagle 2017 First-Team Offensive and Defensive All-State honors.

ANY GIVEN SATURDAY

Receiver **Travon Jones** (Jr./Mesquite, Texas) is in his third season with the Hornets.

AS A JUNIOR-He had 167 all-purpose yards at Lincoln with two catches for 40 yards, a rush of 30 yards, two kick returns for 86 yards and two punt returns for 11 yards. He had 101 all-purpose yards against Neb.-Kearney with a 74 yard punt return and a 27 yard kick-off return. It was the longest punt return by a Hornet since Mitchell Foote returned a punt 88 yards against Missouri Southern in 2015. He returned three kicks for a total of 52 yards with a 26 yard return at Pittsburg State. He had a 12 yard catch against Northeastern State.

AS A SOPHOMORE-He made a move to running back against Missouri Southern and had three carries for 16 yards. He had a 19 yard reception against Lindenwood. He returned 22 kicks for 489 yards on the season with a long of 75 yards against Missouri Southern.

MACK TRUCK

Receiver **J.T. Mackey** (Jr./Ennis, Texas) is in his first year at Emporia State.

AS A JUNIOR-He had a 16 yard touchdown catch that gave the Hornets a 23-19 lead in the fourth quarter against Northwest Missouri. He had four catches for 24 yards at Pittsburg State including a nine yard touchdown reception.

AT KILGORE CC-He had 19 catches for 201 yards for the SWJCFC Conference Champions under current Northeastern State coach J.J. Eckert.

IN HIGH SCHOOL-He was a First-Team All-District receiver for Ennis HS.

SUNGLASSES AT NIGHT

Receiver **Corey Thomas** (Soph./Topeka, Kan.) injured his shoulder against Neb.-Kearney. He is out this week. He is still 23rd in the MIAA in total receptions.

AS A SOPHOMORE-He had four receptions for 27 yards before getting injured against Neb.-Kearney. He had a team high seven catches for 99 yards and a 47 yard touchdown against Northeastern State.

AS A FRESHMAN-He had one reception for 19 yards against Mo. Southern. He had an eight yard reception at Northwest Missouri.

IN HIGH SCHOOL-He was a Top 11 All-City pick in Topeka as a junior in 2015. He had 1,034 rushing yards and 996 receiving yards with eight touchdowns as a junior but missed much of his senior season at Topeka HS due to Injury.

ON THE SURFACE

Receiver **Seth Surface** (Sr./Perry, Kan.) is in his fifth year with the Hornets.

AS A SENIOR-He caught a five yard pass against Neb.-Kearney. He had a six yard touchdown reception against Northeastern State.

AS A JUNIOR-He caught two passes for 18 yards against Lindenwood.

IN HIS CAREER-He saw action in six games last season.

IN HIGH SCHOOL- He was a first-team All-Big 7 Conference performer at quarterback for Perry-Lecompton HS. He had over 2100 yards of total offense and 26 total touchdowns as a senior.



ESU Top 10 Single Season Rushing Yards

Year	Player	Yards	C/Ave
1. 1998	Brian Shay	2,265	293/7.7
2. 1996	Brian Shay	2,103	342/6.1
3. 1997	Brian Shay	1,912	269/7.4
4. 2003	Tyler Paul	1,730	345/5.0
5. 1987	Aubrey Dunlap	1,587	313/5.1
6. 1991	Quincy Tillmon	1,544	259/6.0
7. 2002	Tyler Paul	1,435	305/4.7
8. 2000	DeAngelo Evans	1,246	203/6.1
9. 1992	Quincy Tillmon	1,219	240/5.1
10. 1988	Aubrey Dunlap	1,162	244/4.8

ESU Top 10 Single Season Passing Yards

Year	Player	Yards	C-A-TD
1. 2015	Brent Wilson	4,244	337-521-40
2. 2012	Tyler Eckenrode	3,742	276-430-29
3. 2016	Braxton Marstall	3,599	322-480-31
4. 2004	Tad Hatfield	3,068	246-439-22
7. 2018	Braxton Marstall	3,049	296-478-29
5. 2013	Brent Wilson	2,985	220-320-33
6. 2017	Braxton Marstall	2,893	238-380-24
8. 2011	Tyler Eckenrode	2,580	229-368-18
9. 1995	Sean Ponder	2,487	198-413-19
10. 1997	Pete Jelovic	2,422	178-276-15

ESU Top 5 Single Season Receiving Yards

Year	Player	Yards	Ave./Gm
1. 1968	Bruce Cerone	1,479	164.3
2. 2012	S. Richardson	1,375	114.6
3. 1969	Bruce Cerone	1,315	146.1
4. 1999	Lester McCoy	1,277	116.1
5. 2015	Kavaski Ervin	1,218	87.0

ESU Top 5 Single Season Total Offense

Player	Yards	Year
1. Brent Wilson	4,560	2015
2. Braxton Marstall	4,120	2016
3. Tyler Eckenrode	3,742	2012
4. Braxton Marstall	3,472	2018
5. Brent Wilson	3,381	2013

ESU Top 5 Single Season TD Passes

Player	TD Passes	Year
1. Brent Wilson	40	2015
2. Brent Wilson	33	2013
3. Braxton Marstall	31	2016
4. Braxton Marstall	29	2018
4. Tyler Eckenrode	29	2012

ESU Top 5 Single Season TD Catches

Player	TD Catches	Year
1. Lester McCoy	16	1999
2. Ray Ray Davis	15	2013
2. Bruce Cerone	15	1968
4. JJ Richard	14	2004
5. Tyler Harris	13	2018
5. Shjuan Richardson	13	2012
5. Bruce Cerone	13	1969

ESU Top 5 Single Season Field Goals

Player	FGM	Year
1. Austin Morton	22	2015
2. Justin Gray	20	2004
3. Justin Gray	16	2003
4. Austin Morton	14	2016
5. Justin Gray	11	2002
5. Justin Gray	11	2001
7. Clark Schoonover	10	2019

ESU Top 5 Single Season Interceptions

Player	INT	Year
1. Kelly Nusser	9	1983
2. Derek Lohmann	8	2011
2. Jimmy Holm	8	1984
4. Kole Schankie	7	2016

LEMONADE

Receiver **Kai Lemons** (Jr./Derby, Kan.) is in his second year with the Hornets. He had a ten yard reception against Northeastern State.

AT HUTCHINSON CC-Played one year before transferring to Emporia State.

IN HIGH SCHOOL-He was a Second-Team All-State selection and First-Team All-League as a senior for Derby HS.

OUT OF HIS SHELL

Receiver **Grant Shell** (Sr./Burlington, Kan.) had a 13 yard reception for a first down at Fort Hays State. He had two receptions for 16 yards against Northeastern State. It was his first time on a college football field after spending the last four years playing basketball.

AS A JUNIOR (In basketball)-He scored 11 points against Sioux Falls.

AS A SOPHOMORE (In basketball)-He scored 16 points with four steals against Washburn. He had 15 points and six rebounds against Central Missouri. He scored a career high 18 points at Lindenwood with four made three-pointers. He scored a team high 11 points at Iowa State.

PREVIOUSLY (In basketball)-He played in six basketball games as a freshman at Fresno State in 2015-16 before redshirting in 2016-17. He was a two-time all-state selection in basketball for Burlington HS, earning Class 4A honors as a junior and Class 3A honors his senior season. He averaged 17 points per game as a senior. He also played football for the Wildcats.

THE THINKER

Receiver **Rasheed Noel** (Fr./Coppell, Texas) has had his red-shirt pulled and will be making his first road trip the the Hornets.

IN HIGH SCHOOL: He was a Texas All-District 6-6A performer. He had 387 all purpose yards with nine touchdowns as a senior. Defensively he recorded 21 total tackles with a sack.

S-BACK

Three different players have started at S-Back this season.

HAMMER

S-Back **Marcellus Edwards** (Sr./Little Rock, Ark.) is in his second year with the Hornets.

AS A SENIOR-He had three catches for 26 yards at Fort Hays State. He got his first start at S-Back against Northeastern State this year.

AS A JUNIOR-He made the switch from defense to offense during training camp.

AT ROCHESTER TECH COLLEGE-He had 5.5 sacks and 34 tackles as a defensive end at the Minnesota school.

FAMILY AFFAIR

S-Back **Case Cochran** (Fr.-RS/Cashion, Okla.) is in his second year with the Hornets. He started and had his first career touchdown on a three yard reception at Lincoln.

IN HIGH SCHOOL-He was the 2016 District Offensive MVP and 2017 District Receiver of the Year for Cashion HS.

LIFE OF PETZ

S-back **Jack Petz** (Fr.-RS/Lenexa, Kan.) made the move from running back prior to starting the Pittsburg State game.

AS A FRESHMAN-He had a three yard catch at Pittsburg State. He had seven carries for 28 yards as a running back against Northeastern State.

High School-He was a First-Team All-State Selection and First-Team All-EKL pick for St. James Academy. He was a 2018 Kansas Shrine Bowl selection. was also a three time state medalist in diving.

RUNNING BACKS

A total of 11 different Hornets have carried the ball this season with all of them having a rush of at least eight yards. The top four active running backs all have a rush of at least 14 yards.

GRACEFUL

Running back **Carlos Grace** (Jr./Crosby, Texas) is tied for sixth in the league in rushing touchdowns and is ranked 12th in total rushing yards in the MIAA. His 71 yard touchdown run at Pitt State is the third longest rush in the league this year.

AS A JUNIOR-He had 49 yards on 12 carries at Fort Hays State but was kept out of the endzone for the first time as a Hornet. He scored on a three yard touchdown run among his ten carries for 19 yards against Northwest Missouri. He carried the ball 16 times for 67 yards and a touchdown at Lincoln. He had 59 yards on a career high 19 carries against Neb.-Kearney. He had a game high 135 yards on 16 carries including a 71 yard touchdown run at Pittsburg State. He also had two catches for 14 yards against the Gorillas. His 71 yard touchdown run is the longest by a Hornet since Seville Ko went for 74 yards against Fort Hays State on August 27, 2005. He had eight carries for 34 yards and a touchdown against Northeastern State.

AT BLINN JC-He gained 2,193 yards in two seasons at Blinn. He had 1,001 yards and six touchdowns as a sophomore after gaining 1,192 yards with 11 TD as a freshman.



ESU Career Rushing Leaders		
Player	Yards	Years
1. Brian Shay	6,958	1995-98
2. Quincy Tillmon	4,141	1990-94
3. Tyler Paul	3,798	2000-03
4. David Tryon	3,593	1983-86
5. Abe Welcher	3,198	1972-74

ESU Career Passing Leaders (Yards)		
Player	Yards	Years
1. Braxton Marstall	9,918	2014, 16-18
2. Brent Wilson	8,621	2012-15
3. Tyler Eckenrode	8,031	2009-12
4. Tad Hatfield	6,697	2001-04
5. Pete Jelovic	5,970	1995-97

ESU Career Receiving Leaders (Yards)		
Player	Yards	Years
1. Lester McCoy	3,213	1997-00
2. Justin Brown	2,921	2014, 16-18
3. Shjuan Richardson	2,842	2009-12
4. Bruce Cerone	2,794	1968-69
5. J.J. Richard	2,716	2002-05

ESU Career Receiving Leaders (Catches)		
Player	Catches	Years
1. Justin Brown	260	2014, 16-18
2. Jarett Vito	226	1995-98
3. Mitchell Foote	215	2013-16
3. Ray Ray Davis	195	2011-13
5. Chet Pabolish	193	1995-98

ESU Career Receiving Leaders (TD)		
Player	TD Catches	Years
1. Lester McCoy	33	1997-00
2. Mitchell Foote	30	2013-16
3. Justin Brown	29	2014, 16-18
3. Shjuan Richardson	28	2009-12
3. JJ Richard	28	2002-05
3. Bruce Cerone	28	1968-69

ESU Career All-Purpose Yardage Leaders		
Player	Yards	Years
1. Brian Shay	9,301	1995-98
2. Greg Zickefoose	5,571	1976-79
3. Ryan Hulings	4,726	2003-06
4. Chet Pabolish	4,655	1995-98
5. Quincy Tillmon	4,576	1990-94

ESU Career Total Offense (since 1976)		
Player	Yards	Years
1. Braxton Marstall	11,156	2014, 16-18
2. Brent Wilson	9,516	2012-15
3. Tyler Eckenrode	8,669	2009-12
4. Brian Shay	6,958	1995-98
5. Tad Hatfield	6,584	2001-04

ESU Career TD Passes		
Player	TD Passes	Years
1. Braxton Marstall	87	2014, 16-18
2. Brent Wilson	84	2012-15
3. Tyler Eckenrode	60	2009-12
4. Tad Hatfield	46	2001-04
4. Pete Jelovic	46	1995-97

ESU Career Field Goals		
Player	FG	Years
1. Justin Gray	58	2001-04
2. Austin Morton	53	2014-
3. Adam Hunt	18	1991-94
3. Mike Robertson	18	1987-89

CALVIN AND HOBBS

Running back **Calvin Boyce** (Fr.-RS/Prague,Okla.) had his first career start at Lincoln. **AS A FRESHMAN**-He had six carries for 24 yards at Fort Hays State. He had seven carries for 18 yards and two catches for five yards at Lincoln. He gained 50 yards on nine carries and added a seven yard reception against Northeastern State and was the only player to have both a rush and a catch. **IN HIGH SCHOOL**-He was an Oklahoma VYPE Magazine All-Star Team Selection after he scored 36 touchdowns as a senior.

THE ARK

Running back **Noah Diaz** (Soph./Sun Prairie, Wisc.) is averaging 6.0 yards per carry in his first year with the Hornets. **AS A SOPHOMORE**-He had 20 yards on four rushes at Lincoln. He had four carries for 25 yards at Pittsburg State. He averaged 6.8 yards per carry against Northeastern State with 27 yards on four rushes. **PREVIOUSLY**-He was the leading rusher for Friends University last season with 421 yards on 116 carries with three touchdowns.

THE ROYAL FALCON

Running back **Vinnie Shabazz** (Jr./Olathe,Kan.) had five carries for 32 yards at Lincoln. **PREVIOUSLY**-He transferred to Emporia State from Bulter CC. He had 408 yards on 100 carries with two touchdowns during two years with the Grizzlies.

BIRCH TREE

Running back **Jordan Birch** (Jr./Andover,Kan.) had 12 yards on four rushes at Fort Hays State. He had three carries for nine yards at Lincoln. It was his first game action since coming back from a knee injury suffered in the first spring practice at Emporia State. **PREVIOUSLY**-He played in six games last year for Illinois State with 86 yards on 14 carries. He saw action in 10 games and finished the season with 77 yards and a touchdown in 2017. He was a First-Team All-State running back for Andover Central HS.

OFFENSIVE LINE

Although Emporia State graduated the leading passer, the leading rusher and the leader in touchdown receptions from last year, the offensive cupboard is not entirely empty. The one position the Hornets did not take a hit with graduation is the offensive line as four out of five starters return from last season.

PLAY RIGHT AWAY

Guard **Austin Unterreiner** (Sr./O'Fallon, Mo.) is in his fourth year at Emporia State. He has played in 31 games with 22 starts. **AS A SENIOR**-He was named the Hornets Offensive Player of the Game against Fort Hays State. He has started 17 of the last 18 straight games. **AS A JUNIOR**-He earned second-team All-MIAA honors last year at the right guard position. He was named the Squarehead Award winner against Ft. Hays State. **AS A SOPHOMORE**-He got his first career start at Missouri Southern in 2017. **AS A FRESHMAN**-He moved into the offensive line rotation as a true freshman in 2016. He played much of the second half at Pittsburg State at right tackle. **IN HIGH SCHOOL**- He was a first-team all-conference and second-team all-district performer for Francis Howell HS.

FRESHMAN PHENOM

Center **Hayden Reed** (Soph./Celina, Texas) is in his third year with the Hornets. **AS A SOPHOMORE**-He moved back to the starting center at Fort Hays State. He was named the Squarehead Award winner against Lincoln as a guard. He started the first two games at center but moved to guard against Neb.-Kearney due to injuries. **AS A FRESHMAN**-He became the first freshman to start at center for the Hornets under coach Higgins since Lance Uhles in 2008. **IN HIGH SCHOOL**- He was a first-team All-District performer on the offensive line for Celina HS.

BIG STEVE

Tackle **Steve Williams** (Sr./St. Louis, Mo.) has played in 33 games with 15 starts in his career and has seen action in three playoff games. **AS A SENIOR**-He earned the Squarehead Award at both Fort Hays State and Pittsburg State. **AS A JUNIOR**-He was named Squarehead Award winner against Lindenwood. **AS A SOPHOMORE**-He earned the Squarehead Award winner against Ft. Hays State last year. He was named the Squarehead Award winner for the Neb.-Kearney game in his first start of the season. **AS A FRESHMAN**-He sat out the 2016 season after playing in 12 games with seven starts as a true freshman for the Hornets in 2015. **IN HIGH SCHOOL**-He was a first-team all-conference performer on the offensive line for Clayton HS and a four-year letter winner.



MIAA Record Book

SINGLE-GAME PASSING

1. **Brent Wilson, ESU at UCO 9-21-13** 522
2. Brook Bolles, UCM at MWSU 9-21-19 506
3. Matt Ticich, TSU vs. Upper Iowa, 9-8-07 493
3. Eric Czerniewski, UCM at Ill. St., 9-2-10 493
5. **Brent Wilson, ESU at UCM, 9-11-14** 489
6. **B. Marstall, ESU vs UMD, 11-19-16** 481

SINGLE-SEASON PASSING

1. Eric Czerniewski, UCM 2010 5,207
2. **Brent Wilson, ESU 2015** 4,244
3. Blake Bolles, NWMSU 2009 4,145
4. Dane Simoneau, WU 2011 4,089
5. Chris Greisen, NWMSU 1998 4,076
6. Brady Bolles, NWMSU 2015 3,981
7. Anthony Abenoja, PSU 2014 3,871
8. Blake Bolles, NWMSU 2010 3,846
9. Tommy Corwin, UCM 2011 3,798
10. Chris Hegg, TSU 1985 3,782

CAREER PASSING

1. Eric Czerniewski, UCM 2006-10 12,847
2. Dane Simoneau, WU 2008-11 11,291
3. Drew Newhart, MWSU 2007-10 10,691
4. Kasey Waterman, MWSU 1998-01 10,025
5. **Braxton Marstall, ESU 2014,2016-18** 9,918
6. Anthony Abenoja, PSU 2011-14 9,419
7. Eric Howe, TSU 1998-2001 9,097
8. Adam Hinspeter, MSSU 2005-2008 9,016
9. Blake Bolles, NWMSU, 2007-2010 8,668
10. **Brent Wilson, ESU 2012-15** 8,621

SINGLE-GAME TOTAL OFFENSE

1. **Brent Wilson, ESU vs. UCO, 9-21-13** 571
2. Josh Chapman, MSSU vs. WU, 9-28-02 533
3. Brook Bolles, UCM at MWSU 9-21-19 520
4. Matt Ticich, TSU vs. Upper Iowa, 9-8-07 516
5. Jacob Mezera, FHSU vs. PSU, 10-8-16 508

SINGLE-SEASON TOTAL OFFENSE

1. Eric Czerniewski, UCM 2010 5,203
2. **Brent Wilson, ESU 2015** 4,560
3. Blake Bolles, NWMSU 2009 4,258
4. Brady Bolles, NWMSU 2015 4,229
5. Chris Greisen, NWMSU 1998 4,151
6. **Braxton Marstall, ESU 2016** 4,120
7. Garrett Fugate, UCM 2016 4,112
8. Blake Bolles, NWMSU 2010 4,094
9. Dane Simoneau, WU 2011 4,062
10. Kyle Zimmerman, NWMSU 2016 4,046

CAREER TOTAL OFFENSE

1. Eric Czerniewski, UCM, 2006-10 12,978
2. **Braxton Marstall, ESU 2014,2016-18** 11,156
3. Dane Simoneau, WU 2007-11 11,148
4. Drew Newhart, MWSU 2007-10 10,594
5. Neal Philpot, PSU 2001-04 10,168
6. Kasey Waterman, MWSU 1998-01 10,056
7. Anthony Abenoja, PSU 2011-14 10,036
8. **Brent Wilson, ESU 2012-15** 9,516
9. Blake Bolles, NWMSU 2007-10 9,254
10. Eric Howe, TSU 1998-2001 9,040

GET THE JOKE

Guard **Tyler Banta** (Jr./Oklahoma City, Okla.) is in his fourth year with the Hornets.
AS A JUNIOR-He missed two games with a leg injury before returning against Northwest Missouri. He got his first start against Northeastern State.
IN HIS CAREER-He played in five games in his first two years at Emporia State.
IN HIGH SCHOOL-He was a first-team Class 5A OCA All-Star and Carl Albert HS Lineman of the Year.

X MARKS THE SPOT

Tackle **Xavier Cason** (Soph./Junction City, Kan.) is in his second year with the Hornets.
AS A SOPHOMORE-He was named the Squarehead Award winner after the Northwest Missouri game. He made his first career start against Neb.-Kearney after he played most of the second half at Pittsburg State.
AS A FRESHMAN-He made the two-deep as a true freshman and played in four games.
IN HIGH SCHOOL-He was a Class 6A All-State Honorable Mention pick and 2018 Shrine Bowl Participant. He is the younger brother of former Hornet linebacker Manny Cason.

OLE ROY

Center **Jarrett Roy** (Jr./Hoyt, Kan.) is in his third year with the Hornets.
AS A JUNIOR-He moved into the starting lineup against Neb.-Kearney. He was named the Squarehead Award winner against Northeastern State.
AS A SOPHOMORE-He saw action in four games and was named Squarehead Award winner against Missouri Southern.

SPIDERMAN

Tackle **Estevan Arana** (Sr./Enid, Okla.) is a three-time honorable mention All-MIAA performer at tackle. He has 33 starts in 36 career games at Emporia State. He is missed the last four games with a leg injury and is questionable for Central Missouri.
AS A JUNIOR-He was an honorable mention All-MIAA selection last year. He earned his second Squarehead Award of the season against Neb.-Kearney. He was named the Squarehead Award winner after week one's win at Northeastern State.
AS A SOPHOMORE-He was an honorable mention All-MIAA performer last season. He earned his second straight Squarehead Award against Pittsburg State and his third of the season. He was also the Squarehead winner at Lindenwood. He was named the Squarehead Award winner at Missouri Southern.
AS A FRESHMAN-He was named honorable mention All-MIAA in 2016. He was named the Squarehead Award winner at Central Missouri. He saw his first action for the Hornets against Northwest Missouri after redshirting in 2015.
IN HIGH SCHOOL-He was a three-year letterwinner for Enid HS and earned all-conference, all-district and all-state honors on the offensive line.

RUDD SCHOLAR

Tackle **Aaron Clark** (Fr.-RS/Great Bend, Kan.) has moved into the two deep as a red-shirt freshman.
IN HIGH SCHOOL-He was a Wichita Eagle and Topeka Capital Journal All-State Honorable Mention honoree. He was a two-time All-Western Athletic Conference selection and a 2018 Kansas Shrine Bowl pick.

DEFENSE

The Hornets lead the MIAA in passing touchdowns allowed, rank second in passing defense, total touchdowns allowed and opponents third down conversions, and are fourth in pass efficiency defense. Emporia State is one of two MIAA schools that are holding their opponents to under 340 yards of total offense per game this year. They have forced 12 turnovers on the season with seven interceptions and five fumble recoveries.

LINEBACKERS

Although there is not a senior in the group, the talk of the Hornet defense begins with junior middle linebacker **Jace McDown**. He was named Second-Team All-MIAA last season after leading the MIAA with 127 total tackles, 79 solo tackles, and five forced fumbles. He was third in the nation in forced fumbles, fourth in total tackles and eighth in solo tackles.
Sophomore **Dawson Hammes** played in nine games as a freshman last year and had a season high four solo stops against Missouri Southern. Junior transfer **Gee Stanley** comes to Emporia State from Coffeyville CC where he recorded 47 tackles with 9.5 tackles for loss last season.



Average Attendance at Welch Stadium

2019.....	4,349
2018.....	4,322
2017.....	4,445
2016.....	5,707
2015.....	5,326
2014.....	5,011
2013.....	6,009
2012.....	5,117
2011.....	4,026
2010.....	4,321
2009.....	4,146
2008.....	4,495
2007.....	4,896
2006.....	5,460
2005.....	4,480
2004.....	5,305
2003.....	5,855
2002.....	5,699
2001.....	5,042
2000.....	5,193
1999.....	5,058
1998.....	5,948
1997.....	4,278
1996.....	4,305
1995.....	4,063
1994.....	5,345
1993.....	3,704
1992.....	5,214
1991.....	4,493
1990.....	3,686
1989.....	4,840
1988.....	4,655
1987.....	5,689
1986.....	2,980
1985.....	3,600
1984.....	3,900
1983.....	3,220
1982.....	4,175
1981.....	3,325
1980.....	5,020
1979.....	4,757

CAPACITY CROWDS AT WELCH STADIUM

(Capacity 7,000)

10,000	1973 vs. Northern Colorado	W, 10-0
9,200	1998 vs. Pittsburg State	W, 38-28
9,000	1969 vs. Pittsburg State	W, 34-21
8,064	1987 vs. Pittsburg State	L, 9-35
8,000	1926 vs. College of Emporia	W, 6-0
7,640	1992 vs. Pittsburg State	L, 38-49
7,305	2000 vs. Ft. Hays State	L, 10-16
7,000	1979 vs. Missouri Western	L, 4-31
7,000	1980 vs. Missouri Southern	L, 7-14

GET DOWN

Linebacker **Jace McDown** (So./Columbus, Kan.) was named a preseason All-American by Lindy's after leading the MIAA in total tackles last season. He is leading the MIAA in tackles and is second in solo tackles this year while ranking 26th in the nation in solo tackles.

AS A JUNIOR-He was credited with eight tackles at Fort Hays State. He had a game high 13 tackles with an interception against Northwest Missouri. He recorded a career high 15 tackles against Neb.-Kearney. He had a game high 14 tackles with two for a loss at Pittsburg State. He had a team high six tackles against Northeastern State.

AS A SOPHOMORE-He was named Second-Team All-MIAA last season after leading the MIAA with 127 total tackles, 79 solo tackles, and five forced fumbles. He was ranked third in the nation in forced fumbles, fourth in total tackles and eighth in solo tackles. He had 12 tackles at Central Oklahoma, eight of them solo. He had nine tackles with one for a loss against Missouri Southern. He earned his second MIAA Defensive Player of the Week award after recording a career high 14 tackles and forcing two fumbles at Washburn. He had 11 tackles and one tackle for loss against Missouri Western. He was credited with nine tackles, 2.0 tackles for loss and a quarterback hurry at Central Missouri. He had 12 tackles, a forced fumble, pass break up and an interception against Ft. Hays State to earn MIAA and D2Football.com Defensive Player of the Week honors. He led the Hornets with nine tackles, had a forced fumble and a pass break up at Northwest Missouri. He had 11 solo stops, 2.5 TFL and his first career sack against Lindenwood. He was credited with 12 tackles including a sack at Neb.-Kearney. He had 11 tackles with an assisted tackle for loss against Pitt State. He had six tackles with a forced fumble and a quarterback hurry in his first career start at Northeastern State.

AS A FRESHMAN-He was a regular on special teams for Emporia State as a freshman last season. He was credited with two solo tackles against Washburn. He had four tackles on special teams against Missouri Western.

IN HIGH SCHOOL-He was a Kansas Top 11 pick and Offensive Player of the Year in Class 4A-II with 2,667 rushing yards and 39 touchdowns as he led Columbus HS to the Class 4A-II semifinals and an 11-1 record. He had 121 tackles as a senior and recorded 401 tackles on defense in his career.

GEE-WHIZ

Linebacker **Gee Stanley** (Jr./Miami, Fla.) is in his first year with the Hornets. He is tied for sixth in the MIAA in solo tackles for loss and is tied for seventh in total tackles for loss.

AS A JUNIOR-He had seven tackles at Fort Hays State with a pass break up and quarterback hurry. He recorded six tackles with one for a seven yard loss against Northwest Missouri. He had his first career interception at Lincoln to go with three tackles. He had six tackles against Neb.-Kearney. He was credited with three tackles including a sack at Pittsburg State. He had three tackles, all for a loss including a sack against Northeastern State.

AT COFFEYVILLE CC-He recorded 47 tackles and 9.5 TFL's and three sacks for the Ravens last season.

AT ROBERT MORRIS-He was the Northeast Conference Defensive Rookie of the Year as a freshman at Robert Morris and was named a HERO Sports FCS Freshman All-American. He had 59 tackles with 12.5 tackles for loss.

IN HIGH SCHOOL-He was a three-star prospect by 247sports.com and a two-star prospect by Rivals. He was a Top 100 outside linebacker recruit in the 2016 class according to 247sports. He was named to the Florida Class 8A all-state third team after recording 104 tackles, 56 of them solo, in his senior season.

WHOA, WHOA, WHOA, WHOA

Linebacker **Jordan Griffin** (Jr./St. Louis, Mo.) is in his second year at Emporia State.

AS A JUNIOR-He started at Fort Hays State and had two tackles. He had five tackles with one for a loss at Lincoln. He had two stops against Neb.-Kearney. He had three tackles at Pittsburg State.

AS A SOPHOMORE-He played in 11 games last year. He had three tackles and a pass break up in his first career start at Washburn. He recorded two tackles at Central Missouri. He had four tackles at Northwest Missouri.

IN HIGH SCHOOL/CC-At Ft. Scott CC he had a 100 yard interception return for a touchdown against Iowa Western CC. He had an 84 yard fumble return for a touchdown for Trinity Catholic HS.

DAWSON'S CREEK

Linebacker **Dawson Hammes** (Soph./Rossville, Kan.) is in his third year with the Hornets.

AS A SOPHOMORE-He was credited with six tackles at Fort Hays State and against Northwest Missouri. He had a team high nine tackles with a sack and a quarterback hurry at Lincoln. He recorded six tackles and a quarterback hurry against Neb.-Kearney. He had a career high seven tackles at Pittsburg State with a sack. He had three tackles against Northeastern State in his first career start.

AS A FRESHMAN-He played in all 11 games last season. He had a career high four tackles against Missouri Southern. He had two stops against Missouri Western. He had two solo tackles against Ft. Hays State. He was credited with a solo tackle at Northwest Missouri.

IN HIGH SCHOOL-He was an All-State and Top 33 selection in the state of Kansas. He earned first-team All-Mid-East League with 172 tackles, with six sacks and three pass deflections as a senior. He was a three-time state champ at Rossville HS playing for his father, former Hornet Derick Hammes.



Garin Higgins in the Postseason
12-8

at Emporia State

- 2018 Emporia State 30, Ark.-Monticello 22*
- 2016 at NWMSU 44, Emporia State 13
- at Emporia State 59, Minn.-Duluth 26\$
- 2015 at NWMSU 38, Emporia State 17\$
- Emporia State 29, at Henderson St 3\$
- Emporia State 51, at Minnesota St. 49\$
- 2013 at Minn.-Duluth 55, Emporia State 13\$
- 2012 Emporia State 45, TAMU-Kingsville 38^
- at Northwestern Oklahoma**
- 2004 Azusa Pacific 16, NWOSU 0*
- 2003 Carroll (MT) 41, NWOSU 28#
- NWOSU 16, Sioux Falls (SD) 13*
- NWOSU 24, Dickinson State 17*
- NWOSU 63, Tabor 21*
- 2002 McKendree 32, NWOSU 27*
- NWOSU 22, Benedictine 7*
- 2001 Benedictine 29, NWOSU 27*
- 2000 Georgetown (KY) 20, NWOSU 0#
- NWOSU 42, Northwestern (IA) 7*
- NWOSU 31, MidAmerica Nazarene 27*
- NWOSU 40, Neb. Wesleyan 13*

\$NCAA Playoffs ^Kanza Bowl `Corsicana Bowl

#NAIA National Championship *NAIA Playoffs

Emporia State in the Postseason

NCAA Playoffs (3-4)

- 2016 at NWMSU 44, Emporia State 13
- at Emporia State 59, Minn.-Duluth 26\$
- 2015 at NWMSU 38, Emporia State 17\$
- Emporia State 29, at Henderson St 3
- Emporia State 51, at Minnesota St. 49
- 2013 at Minn.-Duluth 55, Emporia State 13
- 2003 at Winona State 10, Emporia State 3

NAIA Playoffs (2-3)

- 1989 at Carson Newman 34, Emporia State 20
- Emporia State 51, at Adams State 44
- at Emporia State 32, Harding 9
- 1988 Adams State 14, at Emporia State 10
- 1987 at Cameron 17, Emporia State 12

Bowl Games (4-2)

Corsicana Bowl

- 2018 Emporia State 30, Ark.-Monticello 22

Kanza Bowl

- 2012 Emporia State 45, TAMU-Kingsville 38

Mineral Water Bowl

- 2002 Emporia State 34, Winona State 27 OT
- 1958 Lincoln 21, Emporia State 0

Boot Hill Bowl

- 1972 William Penn 17, Emporia State 14

Missouri-Kansas Bowl

- 1948 Emporia State 34, Missouri State 20

ESU All-Time Coaching Records

Name	W	L	T	Pct.	Years
Fran Welch	115	82	15	.578	1928-42,46-54
GARIN HIGGINS	80	65	0	.552	2007-
Larry Kramer	71	54	0	.568	1983-94
Bill Hargiss	61	23	11	.698	1914-17, 20-27
Dave Wiemers	35	32	0	.522	2001-2006
Manny Matsakis	26	18	0	.591	1995-98
Keith Caywood	25	79	5	.252	1955-66
Bud Elliott	17	11	1	.583	1971-73
Paul Samson	16	16	0	.500	1904-06, 08
Fred Honhart	13	8	2	.609	1909-11
Jerry Kill	11	11	0	.500	1999-2000
Bob Seaman	10	30	0	.250	1979-82
George Crispin	9	9	0	.500	1912-13
Dave Hoover	9	40	0	.184	1974-78
Horace Botsford	7	10	3	.425	1902-03
Jim Lance	7	11	0	.389	1969-70
Ron Blaylock	6	11	2	.316	1967-68
John Lamb	5	3	1	.611	1900
H.D. McChesney	2	2	0	.500	1918
Fred Williams	2	6	1	.278	1901
George McLaren	1	5	2	.250	1919
Owen Samuels	1	6	0	.142	1907
No Coach	3	7	0	.300	1893-99
Totals	532	539	43	.498	1893-1942,46-

PROFESSIONAL

Linebacker **Cade Harelson** (Soph./Davenport, Okla.) is tied for second in the MIAA with two fumble recoveries and ranks sixth in the nation.

AS A SOPHOMORE-He missed the Fort Hays State game with an injury and is questionable for Central Missouri. He had two tackles, one for a loss, and a pass break up against Northwest Missouri. He was credited with four solo tackles and a fumble recovery at Lincoln. He had three tackles and a fumble recovery against Neb.-Kearney. He recorded four tackles and forced a fumble at Pittsburg State. He had two tackles against Northeastern State with one for a loss.

AS A FRESHMAN-He was credited with four unassisted tackles against Missouri Southern. He had four solo tackles against Missouri Western. He had two tackles and his first career interception at Central Missouri. He was credited with an assisted tackle and a pass break up at Northwest Missouri. He had three tackles at Neb.-Kearney. He recorded four tackles with 1.5 sacks in his Emporia State debut at Northeastern State.

IN HIGH SCHOOL-He was an All-Little City First team selection and all-state honoree for Davenport HS. He was the eight man football Class B-7 District MVP.

THE BAIRD OF THE LAKE

Linebacker Cole Baird (Jr./Silver Lake, Kan.) is in his fourth year with the Hornets.

AS A JUNIOR-He missed the Fort Hays State game with an injury and is questionable for Central Missouri. He had two solo tackles at Lincoln. He was credited with three tackles at Pittsburg State. He had three tackles against Northeastern State.

AS A SOPHOMORE: He had two tackles at Washburn.

AS A FRESHMAN: He played in five games for Emporia State as a freshman.

IN HIGH SCHOOL: He was a first team All-Class 3A selection for Silver Lake HS. He had 65 tackles and two interceptions for the Eagles as a senior.

BARGAIN WITH ME

Linebacker **Jack Barger** (Fr.-RS/DeSoto,Kan.) is in his second year with the Hornets.

AS A FRESHMAN-He recorded two tackles, one of them solo and one assisted. He had a solo tackle against Northeastern State.

IN HIGH SCHOOL-He was named a First-Team All-Class 4A Division I linebacker by the Kansas Football Coaches Association.

DEFENSIVE LINE

Senior **Parker Bass** was a Second-Team All-MIAA selection. Senior **Tre'Vaun Ammons** was an honorable mention All-MIAA performer last season after earning Second-Team All-MIAA honors as a sophomore. Junior **Marek Thompson** was an honorable mention All-MIAA selection last season and has 8.0 tackles for loss in his first two years. Six more returners recorded at least one tackle for the Hornets last season. Senior **Jackson Maase** is in his fifth year at Emporia State.

BASSMASTER

Defensive lineman **Parker Bass** (Sr./Emporia, Kan) was named second-team All-MIAA last year. He is tied for eighth in the MIAA in total forced fumbles.

AS A SENIOR-He recorded seven tackles, one for a loss and had a pass break up at Fort Hays State. He had two tackles against Northwest Missouri. He was credited with four tackles, 1.5 TFL and two quarterback hurries at Lincoln. He had six tackles, a tackle for loss and a forced fumble against Neb.-Kearney. He recorded four tackles including an assisted tackle for loss at Pittsburg State.

AS A JUNIOR-He led the MIAA and ranked ninth in the nation with three fumble recoveries. He was third in the MIAA with 6.5 sacks while ranking fourth in the conference with 11.5 tackles for loss. He recorded eight tackles and was credited with 1.5 sacks at Central Okla. He earned his second MIAA Defensive Player of the Week award with five tackles and a 74 yard fumble return for a touchdown at Central Missouri. He had five tackles and had a fumble forced and recovered against Ft. Hays State. He had five tackles with one for a loss against Pittsburg State. He was named MIAA Defensive Player of the Week after recording a career best 3.5 sacks and 4.5 tackles for loss at Northeastern State.

AS A SOPHOMORE-He had a pass break up, a quarterback hurry and an assisted tackle against Missouri Western. He was credited with four tackles, including two assisted tackles for loss at Ft. Hays State. He had four tackles and two quarterback hurries against Pittsburg State. He had three tackles, 1.5 TFL, a sack and a quarterback hurry against Northeastern State. He recorded four tackles at Central Oklahoma. He had four tackles including an assisted tackle for loss against Central Missouri.

AS A FRESHMAN-He was credited with three tackles at Pittsburg State as a freshman. He recorded three tackles at Northeastern State. He had two unassisted tackles against Central Oklahoma. He recorded two solo tackles at Central Missouri. He had two tackles against Northwest Missouri.

IN HIGH SCHOOL-He was a second-team Top 11 pick as a senior for Emporia HS and was the Co-Defensive Player of the Year in the Centennial League as a senior.



**MIAA Teams
in the Postseason**

2018 Playoffs	NWMSU, FHSU
Corsicana Bowl	ESU
Heart of Texas Bowl	UCO
2017 Playoffs	NWMSU, FHSU
Mineral Water Bowl	UCM
Live United Bowl	PSU
Corsicana Bowl	UCO
Heart of Texas Bowl	WU
2016 Playoffs	NWMSU, ESU, UCM
Mineral Water Bowl	WU
Heart of Texas Bowl	FHSU
2015 Playoffs	NWMSU, ESU
Mineral Water Bowl	FHSU
Live United Bowl	UCO
2014 Playoffs	NWMSU, PSU
Mineral Water Bowl	UCO
Live United Bowl	UCM
2013 Playoffs	NWMSU, ESU
Mineral Water Bowl	PSU
2012 Playoffs	NWMSU, MWSU
Kanza Bowl	ESU
Mineral Water Bowl	LWU
2011 Playoffs	NWMSU, MWSU, PSU, WU
Kanza Bowl	UCM
2010 Playoffs	NWMSU, MWSU, UCM
Mineral Water Bowl	PSU
Kanza Bowl	WU
2009 Playoffs	NWMSU
Mineral Water Bowl	MWSU
Kanza Bowl	UNO
2008 Playoffs	NWMSU, PSU, UNO
Mineral Water Bowl	MWSU
2007 Playoffs	NWMSU, WU
Mineral Water Bowl	MWSU
2006 Playoffs	NWMSU, MWSU
Mineral Water Bowl	PSU
2005 Playoffs	NWMSU, PSU, WU
Mineral Water Bowl	MWSU
2004 Playoffs	NWMSU, PSU
Mineral Water Bowl	WU
2003 Playoffs	ESU, PSU
Mineral Water Bowl	MWSC
2002 Playoffs	CMSU, NWMSU
Mineral Water Bowl	ESU
2001 Playoffs	PSU
Mineral Water Bowl	CMSU
2000 Playoffs	NWMSU, PSU
Mineral Water Bowl	MWSC
1999 Playoffs	NWMSU, PSU
1998 Playoffs	NWMSU
1997 Playoffs	NWMSU, PSU
1996 Playoffs	NWMSU, PSU
1995 Playoffs	PSU
1994 Playoffs	PSU, TSU
1993 Playoffs	PSU, MSSU
1992 Playoffs	PSU, TSU
1991 Playoffs	PSU
1990 Playoffs	PSU, TSU
1989 Playoffs	PSU, NWMSU
1984 Playoffs	NWMSU
1982 Playoffs	TSU

THE FIRST DAY

Defensive end **Tre'Vaun Ammons** (Sr./Omaha, Neb.) is the MIAA's active leader with 17.5 sacks and 33.5 tackles for loss. He is tied for eighth in the MIAA in forced fumbles this season.

AS A SENIOR-He had a pass break up and a quarterback hurry at Fort Hays State. He recorded four fumbles against Northwest Missouri, including an assist for a loss. He had four tackles with one for a loss and a forced fumble against Neb.-Kearney.

AS A JUNIOR-He was named honorable mention All-MIAA on the defensive line. He had seven tackles at Central Oklahoma. He was credited with five tackles against Missouri Western. He recorded seven tackles, 2.5 TFL, a sack, and recovered a fumble against Ft. Hays State. He had six solo tackles against Lindenwood. He was credited with four tackles and a forced fumble at Neb.-Kearney. He had five tackles and was in on a sack at Northeastern State.

AS A SOPHOMORE-He earned second-team All-MIAA honors in 2017. He led the MIAA and ranked 25th in the nation in tackles for loss with 17.5 and was second in the league with 8.5 sacks. He had 53 total tackles to go with four forced fumbles, six quarterback hurries and an interception. He recorded a career high ten tackles with 2.5 tackles for loss and two sacks against Washburn. He had a nine tackles with 3.5 TFL and 1.5 sacks at Ft. Hays State. He was credited with six tackles, 2.5 TFL and a pass break up at Lindenwood. He had four tackles, two sacks, a forced fumble and a pass break up against Central Missouri. He recorded six tackles, two quarterback hurries, a sack and forced fumble at Missouri Southern.

AS A FRESHMAN-He was fourth in the MIAA with 7.0 sacks as a freshman in 2016. He was credited with five tackles and three pass break ups in the playoff game at Northwest Missouri. He had six tackles, 2.5 sacks, a forced fumble and blocked a punt against Minn.-Duluth. He was credited with four tackles, 1.5 tackles for loss, a pass break up and two quarterback hurries at Missouri Western. He had a sack and forced fumble against Ft. Hays State. He had five tackles including one for a loss at Pittsburg State. He had a sack and strip in the end zone at Northeastern State that resulted in a Hornet defensive touchdown. He had three tackles and recovered a fumble at Central Missouri. He had two unassisted tackles and a quarterback hurry in his Hornet debut against Northwest Missouri.

IN HIS CAREER-He has 33.5 tackles for loss and 17.5 sacks in 37 career games. He is ranked second among active NCAA Division II players and fourth in all divisions in forced fumbles with nine, is tenth in Division II in total tackles for loss and 13th in sacks.

IN HIGH SCHOOL-He was second-team All-Metro for Omaha North HS and had 93 total tackles.

STRENGTH FROM WITHIN

Defensive lineman **Marek Thompson** (Jr./Osceola, Mo.) is in his fourth year with the Hornets and was named honorable mention All-MIAA on the defensive line last year.

AS A JUNIOR-He had five tackles at Fort Hays State. He forced a fumble and had a tackle for loss against Northwest Missouri. He had four tackles against Neb.-Kearney. He had four tackles, three of them solo, with 1.5 TFL at Pitt State.

AS A SOPHOMORE-He recorded five tackles at Central Okla. He had a career high six tackles at Washburn. He had four tackles including two sacks and a pass break up at Central Missouri. He was credited with five assisted tackles at Neb.-Kearney. He recorded three tackles against Pittsburg State.

AS A FRESHMAN-He had a sack and a forced fumble against Washburn last season. He recorded three tackles against Missouri Western. He had two tackles, one for a loss and knocked down a pass at Ft. Hays State. He had four tackles with two TFL against Pittsburg State. He had three tackles against Central Missouri. He had four tackles at Northwest Missouri.

IN HIS CAREER-Also a member of the ESU track team and placed 11th in the MIAA in discus in 2018.

IN HIGH SCHOOL-He was a two-time first-team All-State pick and unanimous selection as a senior. He was a Missouri state finalist for the Wendy's HS Heisman.

MAASE WINDU

Defensive lineman **Jackson Maase** (Sr./Overland Park, Kan.) is in his fifth year with the Hornets.

AS A SENIOR-He had a solo tackle at Fort Hays State. He was in on a tackle for loss at Lincoln. He had a fumble recovery at Pittsburg State. He had one solo tackle against Northeastern State.

AS A JUNIOR-He recorded a career high five tackles against Northwest Missouri. He had three tackles including one for a loss against Ark.-Monticello. He had two solo tackles at Central Oklahoma. He was credited with four tackles against Missouri Western. He recorded a solo sack against Ft. Hays State. He had three stops at Northwest Missouri. He had a tackle for loss against Lindenwood. He had three tackles at Neb.-Kearney. He was credited with three assisted tackles with one of them behind the line of scrimmage against Pittsburg State. He had two tackles including an assist behind the line of scrimmage and had a fumble recovery of 26 yards.

AS A SOPHOMORE- He was credited with a solo tackle against Central Missouri last year. He had one tackle at Northwest Missouri.

AS A FRESHMAN-He played in four games and recorded a solo tackle against Minnesota Duluth in the playoffs in 2016.

IN HIGH SCHOOL-He was named second-team All-Eastern Kansas League as a junior when he helped lead Blue Valley HS to the Class 5A State championship but missed several games as a senior due to an injury.



SUPER REGION THREE
2019 Conference Standings
MIAA

Team	MIAA		Overall	
	W-L	PCT	W-L	PCT
Central Missouri (14)	6-0	1.000	6-0	1.000
Northwest Missouri (7)	6-0	1.000	6-0	1.000
Pittsburg State (19)	5-1	0.833	5-1	0.833
Fort Hays State	4-2	0.667	4-2	0.667
Missouri Western	4-2	0.667	4-2	0.667
Nebraska Kearney	4-2	0.667	4-2	0.667
Central Oklahoma	2-4	0.333	2-4	0.333
Emporia State	2-4	0.333	2-4	0.333
Washburn	2-4	0.333	2-4	0.333
Missouri Southern	1-5	0.167	1-5	0.167
Lincoln	0-6	0.000	0-6	0.000
Northeastern State	0-6	0.000	0-6	0.000

Great American Conference

Team	GAC		Overall	
	W-L	PCT	W-L	PCT
Ouachita (5)	6-0	1.000	6-0	1.000
Harding (21)	5-1	0.833	5-1	0.833
Henderson State (RV)	5-1	0.833	5-1	0.833
Southern Arkansas	5-1	0.833	5-1	0.833
Arkansas-Monticello	4-2	0.667	4-2	0.667
Oklahoma Baptist	3-3	0.500	3-3	0.500
Northwestern Oklahoma	2-4	0.333	2-4	0.333
Southern Nazarene	2-4	0.333	2-4	0.333
Southwestern Oklahoma	2-4	0.333	2-4	0.333
East Central	1-5	0.167	1-5	0.167
Southeastern Oklahoma	1-5	0.167	1-5	0.167
Arkansas Tech	0-6	0.000	0-6	0.000

Great Lakes Intercollegiate Conference

Team	GLIAC		Overall	
	W-L	PCT	W-L	PCT
Ferris St. (2)	4-0	1.000	6-0	1.000
Grand Valley St. (17)	3-1	0.750	5-1	0.833
Ashland (RV)	3-1	0.750	4-2	0.667
Wayne St. (Mich.)	2-1	0.667	3-3	0.500
Saginaw Valley	2-2	0.500	4-2	0.667
Davenport	1-2	0.333	3-2	0.600
Michigan Tech	1-2	0.333	3-2	0.600
Northwood	0-3	0.000	0-6	0.000
Northern Mich.	0-4	0.000	1-5	0.167

Great Lakes Valley Conference

Team	GLVC		Overall	
	W-L	PCT	W-L	PCT
Indianapolis (10)	4-0	1.000	6-0	1.000
Lindenwood	3-0	1.000	3-3	0.500
Missouri S&T (RV)	2-0	1.000	5-1	0.833
Truman State	2-1	0.667	5-1	0.833
Southwest Baptist	1-2	0.333	3-3	0.500
McKendree	0-2	0.000	2-4	0.333
Quincy	0-3	0.000	2-4	0.333
William Jewell	0-4	0.000	1-5	0.167

(AFCA National Ranking)

BLOWIN' IN THE WIND

Defensive lineman **Dyllan Haworth** (Jr./Weatherford, Okla.) is in his fourth year with the Hornets. **AS A JUNIOR**-He had a solo tackle at Pittsburg State. He earned his first career start against Northeastern State.

AS A SOPHOMORE-He was credited with an assisted sack at Central Oklahoma. He had two solo stops against Pittsburg State. He was in on a tackle for loss at Northeastern State.

AS A FRESHMAN-He recorded two solo tackles against Pittsburg State last season. He had two tackles against Northeastern State. He was credited with two assisted tackles in his Emporia State debut at Northwest Missouri.

IN HIS CAREER-He is also a member of the Hornet Track & Field team. He finished in the top 20 in the MIAA in both the shot and discus last spring.

IN HIGH SCHOOL-He was a first-team Class 4A All-Star in Oklahoma on the offensive line for Weatherford HS

OFF THE FERRY

Defensive lineman **Jahmek Murphy** (Sr./Staten Island, N.Y.) is in his second year with Emporia State after transferring from ASA College.

AS A SENIOR-He had a solo tackle against Northwest Missouri. He recorded a tackle for loss at Lincoln. He had one tackle at Pittsburg State. He had one tackle for loss against Northeastern State.

AS A JUNIOR-He had a solo tackle for loss and a quarterback hurry at Central Missouri. He sealed the win against Ft. Hays State with a sack on the final play of the game. He had a tackle for loss on second and goal that helped hold Pittsburg State to a field goal.

IN HIGH SCHOOL/CC-He had nine tackles in seven games with three tackles for loss and a sack at ASA College in New York. He graduated from Tottenville HS.

WILLIAMS AUTOMOTIVE

Defensive lineman **Jordan Williams** (Fr.-RS/St Louis, Mo.) is in his second year with the Hornets.

AS A FRESHMAN-He recorded a career high five tackles against Northwest Missouri. He had a sack at Lincoln. He had two unassisted tackles against Neb.-Kearney. He had a solo stop at Pittsburg State. He was credited with a solo tackle against Northeastern State.

IN HIGH SCHOOL-He was a First-Team All-Conference Defensive Lineman as a senior. He also participated on the track & field team for Hazelwood East HS where he threw shot put.

IT'S IN THE BROTH

Defensive lineman **Cody Swanson** (Jr./Emporia, Kan.) is in his third year with the Hornets.

AS A JUNIOR-He was credited with two tackles against Neb.-Kearney. He had two solo stops at Pittsburg State. He recorded a solo tackle against Northeastern State.

AS A SOPHOMORE: He played in four of the last five games. He had solo tackles against Central Oklahoma and Missouri Southern.

IN HIGH SCHOOL/CC: Attended Highland CC after graduating from Emporia HS. He was a first-team All-Centennial League performer for the Spartans in 2014.

STRANGER THINGS

Defensive lineman **Hawkens Taylor** (Soph./Flower Mound, Texas) is in his third season at Emporia State. He was credited with a quarterback hurry against Northeastern State.

AS A FRESHMAN-He had two solo tackles at Northeastern State.

IN HIGH SCHOOL-He was a First-team All-District 6-6A at defensive tackle as a senior after earning first-team All-District 5-6A as a defensive end his junior year for Marcus HS.

DEFENSIVE BACKS

The defensive secondary might be the most experienced unit on the team. The Hornets have allowed the fewest passing touchdowns in the MIAA and are ranked second in the league in passing defense. Senior **Gary Woods II** returns to the defensive backfield after earning honorable mention All-MIAA honors at linebacker last year. He also earned honorable mention all-league honors as a sophomore at safety. Junior **Kyle Rinck** was second in the MIAA in pass break ups last season. Senior **Roscoe Gatewood III** had 41 tackles in the first seven games before a season ending knee injury last year. Senior **Jawill Aldridge** had a season high eight tackles against both Washburn and Ark.-Monticello. Junior **Jordan Wallace** had a season's best 35 yard interception return against PittState. Sophomore **Jaedon Pool** had five starts as a true freshman before getting slowed by injuries. Sophomore **Kelin Gordon** returns to the line up after missing all of last year with a knee injury.



NCAA Division II Top 25
2019 Average Attendance
and MIAA teams

Team	Ave. Attendance
1 Grand Valley St.	13,036
2 Kentucky State	9,027
3 West Tex. A&M	8,928
4 Tarleton St.	8,923
5 Pittsburg St.	8,634
6 Slippery Rock	8,616
7 Central Mo.	7,989
8 Midwestern State	7,772
9 TAMU-Commerce	7,707
10 Colorado St.-Pueblo.....	7,401
11 Albany St. (GA).....	6,920
12 Missouri Western	6,854
13 Miles	6,437
14 Northwest Mo. St.	6,285
15 UlIndy	6,193
16 Lenoir-Rhyne	6,181
17 Virginia Union	5,932
18 Washburn	5,875
19 Benedict.....	5,784
20 Minnesota State	5,672
21 Fort Hays St.	5,666
22 Arkansas Tech	5,640
23 Central Washington.....	5,553
24 Mo. Southern St.	5,506
25 West Florida	5,281
32 Central Okla.	4,872
41 Neb.-Kearney	4,455
45 Emporia St.	4,349
91 Lincoln (MO)	2,467
93 Northeastern St.	2,444

According to NCAA.
 Seven of the MIAA teams are in the top 25 of average national attendance.
 All 12 MIAA teams are ranked in the top 100 of 166 teams in the nation in average attendance.
MIAA teams in bold.
Other Super Region 3 Teams in italics.

ESU on Live Television since 1997
 (9-12)

- 2015 at NWMSU 44, ESU 10 ASN
 ESU 20, at LWU 13 MIAA Broadcasting
 at ESU 45, UCM 34 MIAA Broadcasting
 - 2014 NWMSU 42, at ESU 14 MIAA Broadcasting
 ESU 30, at MWSU 10 MIAA Broadcasting
 - 2013 at ESU 63, SBU 17 MIAA Broadcasting
 - 2012 at NWMSU 55, ESU 10 MIAA Broadcasting
 MWSU 57, at ESU 28 MIAA Broadcasting
 - 2011 at ESU 52, TSU 18 MIAA Broadcasting
 - 2010 at WU 42, ESU 0 MIAA Broadcasting
 TSU 37, at ESU 34 MIAA Broadcasting
 at UCM 31, ESU 13 MIAA Broadcasting
 - 2009 at Augustana 32, ESU 21 Midcon Cable
 - 2005 at Winona St. 40, ESU 21 HBC-25
 - 2004 at Jacksonville St. 25, ESU 16 WJXS-24
 - 2002 at ESU 38, FHSU 7 Metro Sports
 - 1999 MWSC 27, at ESU 7 Metro Sports
 at MSSC 29, ESU 12 Metro Sports
 - 1998 ESU 35, at WU 27 Metro Sports
 ESU 42, at MWSC 34 Metro Sports
 - 1997 at ESU 64, WU 35 Metro Sports
- The Hornets are 5-4 at Welch Stadium on live TV.

BRING THE WOOD

Safety **Gary Woods II** (Sr./Oklahoma City, Okla.) is in his fifth year at Emporia State. He earned honorable mention All-MIAA honors at linebacker last season.

AS A SENIOR-He was credited with a team career high 12 tackles at Fort Hays State. He had a season high ten tackles against Northwest Missouri. He had an interception in the end zone that ended a Loper scoring threat and finished with six tackles against Neb.-Kearney. He was credited with three tackles at Pittsburg State. He had three tackles against Northeastern State.

AS A JUNIOR-He was fourth in the MIAA and 19th in the nation in fumbles forced and was sixth in the conference in solo tackles. He had 12 tackles at Central Oklahoma. He had ten tackles and a pass break up against Missouri Western. He recorded nine tackles and forced a fumble inside the five yard line against Ft. Hays State. He had six tackles, a pass break up and forced a fumble at Northwest Missouri. He had ten tackles at Neb.-Kearney. He recorded ten tackles against Pittsburg State.

AS A SOPHOMORE-He was an honorable mention All-MIAA performer at safety in 2017. He had nine tackles against Washburn. He recorded ten tackles against Missouri Western. He had eight tackles with a six yard tackle for loss at Ft. Hays State. He recorded eight tackles at Central Okla. He had eight tackles, including one for a loss against Central Missouri. He was credited with seven tackles, a forced fumble and a pass break up at Missouri Southern.

AS A FRESHMAN-He was tied for 21st in the MIAA in interceptions in 2016 as a freshman. He had five tackles with an assisted TFL at Pittsburg State. He had six tackles against Lindenwood. He had an interception at Northeastern State. He recorded six tackles against Central Oklahoma. He had three tackles and an interception at Central Missouri.

IN HIGH SCHOOL-He was a two-time all-Southwest Prep Conference (includes schools from Oklahoma and Texas) selection at Casady Prep School and named second-team Little All-City by the Daily Oklahoman. He has three uncles that played in the NFL Rashaun Woods, D'Juan Woods and Donovan Woods.

CLOSE THE GATE

Safety **Roscoe Gatewood III** (Sr./Midwest City, Okla.) is in his fifth year at Emporia State.

AS A SENIOR-He had three tackles at Fort Hays State. He was credited with four tackles against Northwest Missouri. He had two tackles against Neb.-Kearney. He had an unassisted tackle and a pass break up against Northeastern State.

AS A JUNIOR-He injured his knee in the first half at Central Missouri and was out for the rest of the year. He had nine tackles against Ft. Hays State. He recorded five stops at Northwest Missouri. He was credited with four solo tackles and a pass break up against Lindenwood. He had seven tackles at Neb.-Kearney. He had a career high ten tackles including an assisted TFL against Pittsburg State.

AS A SOPHOMORE-He had a career high six tackles and a pass break up against Missouri Western. He recorded five tackles with a solo tackle for loss of six yards at Ft. Hays State in his first career start. He had three solo tackles against Pittsburg State. He forced a fumble at Lindenwood. He had two tackles and a pass break up against Northeastern State. He recorded four tackles at Missouri Southern. He had three tackles, two of them solo, at Northwest Missouri.

AS A FRESHMAN-He moved into the post season roster as a red-shirt freshman in 2016. He had one tackle at Washburn. He was credited with one tackle at Northeastern State.

IN HIGH SCHOOL-He was an all-state performer as a senior defensive back for Midwest City HS. He was a three-year starter that recorded over 300 career tackles.

ISPY

Cornerback **Kyle Rinck** (Jr./Independence, Kan.) is in his fourth year with the Hornets.

AS A JUNIOR-He recorded two tackles and a pass break up at Fort Hays State. He had three solo tackles and a fumble recovery against Northwest Missouri. He recorded four tackles and a pass break up against Neb.-Kearney. He had a solo tackle at Pitt State.

AS A SOPHOMORE-He was ranked second in the MIAA with 14 passes defensed. It was the most pass break ups without an interception in the MIAA last year. He had a career high ten solo tackles at Central Oklahoma along with a pass break up. He broke up three passes and had seven tackles at Washburn. He had four tackles, one tackle for loss, a pass break up and a blocked PAT against Missouri Western. He matched his career high with eight tackles and had two pass break ups at Central Missouri. He had a career high eight tackles, three pass break ups and recovered a fumble against Ft. Hays State. He had five tackles, four of them unassisted, against Lindenwood. He had two tackles and a pass break up at Neb.-Kearney. He had a tackle and two pass break ups in his first career start against Pittsburg State.

IN HIGH SCHOOL-He was an honorable mention all-state performer for Independence HS.



**MOST WINS IN A SEASON
 BY EMPORIA STATE**

1. 2016	11-2
1. 1989	11-2
1. 2015	11-3
4. 2012	10-2
5. 2013	9-2
5. 2003	9-3
5. 2002	9-3
5. 1998	9-2
9. 2018	8-4
9. 1988	8-3
9. 1986	8-2
9. 1948	8-2

ESU has won at least seven games in 18 other years.

Wins by MIAA teams since 2012

Northwest Missouri.....	87-10
Emporia State	61-27
Pittsburg State.....	60-24
Ft. Hays State.....	56-27
Central Missouri	56-26
Missouri Western.....	51-34
Washburn	44-39
Central Oklahoma	39-44
Missouri Southern	21-59
Neb.-Kearney	21-60
*Lincoln.....	13-68
Northeastern State	12-68

*Did not return to MIAA until 2019

**Playoff Appearances by MIAA
 Teams since 2012**

Northwest Missouri.....	7
Emporia State.....	3
Ft. Hays State.....	2
Central Missouri	1
Missouri Western.....	1
Pittsburg State.....	1

**Post Season Appearances by
 MIAA Teams since 2012
 (NCAA Playoffs/Bowl Games)**

Northwest Missouri.....	7 (7/0)
Emporia State.....	5 (3/2)
Ft. Hays State.....	4 (2/2)
Central Oklahoma	4 (0/4)
Central Missouri	3 (1/2)
Pittsburg State.....	3 (1/2)
Washburn	2 (0/2)
Missouri Western.....	1 (1/0)

JUMP IN THE POOL

Cornerback **Jaedon Pool** (Soph./Midwest City, Okla.) is in his second season with the Hornets. **AS A SOPHOMORE**-He was credited with a career high nine tackles at Fort Hays State with seven of them unassisted. He had a career high eight tackles against Neb.-Kearney. He broke up a pass at Pittsburg State. He had a tackle for loss and a pass break up against Northeastern State.

AS A FRESHMAN-He had a solo tackle and a pass break up at Washburn. He had two tackles and a pass break up at Northwest Missouri. He two tackles and two pass break ups against Lindenwood. He had a pair of tackles at Neb.-Kearney. He was credited with five solo tackles and a pass break up against Pittsburg State. He had two solo tackles and a fumble recovery in his first game as a Hornet at Northeastern State.

IN HIGH SCHOOL-He was a First-Team All-District pick on defense for Carl Albert HS. He had 75 tackles, five Sacks and an Interception on defense while catching 22 passes for 335 yards and four touchdowns. He was part of back-to-back State Championship teams in football in 2016 and 2017 and was a part of the 2017 Track & Field State Championship team.

THE LAW

Defensive back **Lawson Holbert** (Sr./Leawood, Kan.) is in his second year with the Hornets. He is ranked eighth in the MIAA in interceptions.

AS A SENIOR-He recorded seven tackles at Fort Hays State. He had seven tackles, a fumble recovery and two pass break ups against Northwest Missouri. He was credited with five tackles at Lincoln. He had four tackles at Pittsburg State. He had two interceptions against Northeastern State along with four solo tackles and another pass break up.

AS A JUNIOR-He had an interception return of 33 yards at Central Oklahoma. He was credited with three tackles at Washburn. He had two tackles against Missouri Western. He had two assisted tackles at Central Missouri. He had four tackles against Ft. Hays State. He had two tackles against Lindenwood.

IN HIGH SCHOOL/CC-He had seven tackles with a 43 yard interception return for a touchdown for the Blue Dragons last season. He was an honorable mention All-Eastern Kansas League pick at receiver for Blue Valley HS.

AIR JORDAN

Safety **Jordan Wallace** (Jr./Denton, Texas) is in his second year with the Hornets after transferring from Coffeyville CC.

AS A JUNIOR-He had four solo stops and a pass break up against Northwest Missouri. He had four tackles, two for a loss, and a pass break up against Neb.-Kearney. He was credited with a solo tackle at Pittsburg State. He had an unassisted tackle for loss and a pass break up against Northeastern State.

AS A SOPHOMORE-He matched his career high with six tackles at Central Oklahoma. He recorded a career high six tackles with a pass break up at Washburn. He had five tackles against Missouri Western. He was credited with five tackles against Lindenwood. He recorded a career high five tackles at Neb.-Kearney. He had four tackles and returned an interception 35 yards against Pittsburg State. He had two solo tackles at Northeastern State.

AT COFFEYVILLE CC-He had 21 tackles and two pass break ups for the Red Ravens in 2017. He originally Signed with Iowa State out of high school.

IN HIGH SCHOOL-He was ranked as a Three Star Recruit, and listed in the top 100 in the state of Texas. He was a First-Team All-District at Guyer HS. He had 76 tackles, two forced fumbles and an interception as a senior.

COMEBACK KID

Cornerback **Kelin Gordon** (Soph./Del City, Okla.) is in his third season with the Hornets. He sat out last season with an injury.

AS A SOPHOMORE-He was credited with a solo stop at Fort Hays State. He had two tackles at Lincoln. He was credited with two tackles at Pittsburg State. He had three solo tackles and an interception against Northeastern State.

AS A TRUE FRESHMAN-He had a pass break up and a tackle at Ft. Hays State. He had a solo tackle and a pass break up against Pittsburg State along with a 26 yard kick off return. He had three tackles at Lindenwood. He was credited with one tackle and returned two kicks for 13 yards against Northeastern State. He had two tackles at Central Oklahoma and returned two kicks for a total of 37 yards. He was credited with three tackles at Missouri Southern and had three kick returns for a total of 50 yards. He had a solo tackle against Neb.-Kearney and returned one kick 25 yards. The only true freshman on the travel roster, he had two assisted tackles at Northwest Missouri.

IN HIGH SCHOOL-He was the District 5A-1 defensive back of the year for Del City HS. He earned All-District and All-Big City selection after recording 44 tackles, seven interceptions and one fumble recovery as a senior. He was also a member of Del City HS state championship 4x100m relay team.



**Emporia State Homecoming
 Results Since Joining MIAA**

Year	Opponent	Score	Att.
2018	MWSU	28-42	4714
2017	MWSU	30-27	3805
2016	LWU	35-28	6014
2015	MWSU	17-3	6056
2014	FHSU	21-24	5004
2013	SBU - TV	63-17	6285
2012	LWU	13-0	4047
2011	MWSU	16-22	5367
2010	TSU - TV	34-37	5929
2009	MWSU	6-29	3895
2008	TSU	35-24	5054
2007	MWSU	21-52	5289
2006	TSU	13-14	5534
2005	WU	14-42	6678
2004	MSSU	46-43	5010
2003	SBU	20-9	6041
2002	SBU	21-13	4827
2001	UMR	31-19	5526
2000	TSU	55-20	4077
1999	NWMSU	28-59	6259
1998	MSSC	63-17	4820
1997	CMSU	50-10	1750
1996	UMR	52-20	4333
1995	NWMSU	13-23	3612
1994	MSSC	17-7	4754
1993	MWSC	20-26	4022
1992	PSU	38-49	7640
1991	SBU	20-42	4923

- Emporia State is 14-13 in Homecoming contests since joining the MIAA in 1991.
- Emporia State has averaged 5090 fans at Homecoming since joining the MIAA in 1991.

**ESU by Opponents in Homecoming
 Games Since Joining the MIAA**

Missouri Southern	3-0
Southwest Baptist	3-1
Lindenwood	2-0
Missouri S&T	2-0
Truman	2-2
Missouri Western	2-5
Central Missouri	1-0
Ft. Hays State	0-1
Pittsburg State	0-1
Washburn	0-1
Northwest Missouri	0-2

THE BIRD

Safety **Trey Morris** (Soph./Cushing, Okla.) is in his third year at Emporia State.
AS A SOPHOMORE-He had two tackles including an assisted tackle for loss at Fort Hays State. He recorded three tackles with one for a loss against Northwest Missouri. He had his first career interception at Lincoln. He had three tackles including one for a loss against Northeastern State.
AS A FRESHMAN-He forced a fumble at Central Oklahoma. He had a career high five tackles at Northwest Missouri. He had a tackle and returned a kick-off 46 yards against Lindenwood.
IN HIGH SCHOOL-He earned All-District, all-area, and all-state honors at Cushing HS. He had 35 catches for 873 yards and 15 touchdowns as a senior and carried the ball 36 times for 365 yards and two touchdowns.

CHI-TOWN

Rover **Jawil Aldridge** (Sr./Chicago, Ill.) is in his second year with the Hornets after transferring from Butler CC.
AS A SENIOR-He had two tackles at Pittsburg State.
AS A JUNIOR-He tied his career high with eight tackles against Ark.-Monticello. He eight tackles with two behind the line of scrimmage at Washburn. He was credited with five tackles at Central Missouri. He recorded four tackles against Lindenwood. He had two solo tackles at Neb.-Kearney. He had a tackle, a fumble recovery and two pass break ups at Northeastern State.
PREVIOUS SCHOOLS-He had 29 tackles for Butler CC as a sophomore in 2017. He redshirted at Illinois State in 2015.
IN HIGH SCHOOL-He recorded 78 tackles and picked off four passes, while causing two fumbles at Marist HS. He led Marist to the semifinals of the IHSA state playoffs.

SPECIAL TEAMS

The Hornets only attempted six field goals last year last season. This year Emporia State is ten of 13 on field goals and has hit 15 of 17 PATs. The Hornets are tied for fifth in the nation with three two-point conversions this year. Emporia State leads the MIAA and ranks third nation with an average of 24.5 yards per punt return this season. They are second in the league and are ranked 24th in the nation in kick-off return defense.

SCHOON-OVER MIAMI

Kicker **Clark Schoonover** (Soph./Andover, Kan.) is third in the MIAA and ninth in the nation in made field goals while ranking second in the league in field goal percentage, fourth in kick scoring and ninth in total scoring.
AS A SOPHOMORE-He scored the only points for Emporia State with a 24 yard field goal at Fort Hays State. He hit his only field goal attempt against Northwest Missouri. He set an MIAA record with 20 kick points and tied the Emporia State single game record with five made field goals at Lincoln. He broke Central Missouri's Steve Huff's league record of 19 points scored against SEMO on Nov. 2, 1985 and tied Austin Morton's Emporia State and NCAA Playoff record of five made field goals set on Nov. 28, 2015 at Henderson State. He also hit all five PAT's in Jefferson City. He was one of two on PATs against Neb.-Kearney. He made his only PAT at Pittsburg State but missed two field goal attempts. He went six of six on PATs and three for three on field goals against Northeastern State. The three field goals are one more than Emporia State made as a team last year.
AS A FRESHMAN-He was 21 of 25 on PATs last season and missed his only field goal attempt.
IN HIGH SCHOOL-He was a First-Team All-State Kicker and First-Team All-League kicker/punter for Andover Central HS.

WAY/NO WAY

Punter **Ross Brungardt** (Fr./Lawrence, Kan.) is in his first year with the Hornets. He is second in the MIAA with seven 50+yard punts, is fifth in punts inside the opponents 20 yard line and sixth in average yards per punt. His 67 yarder against Neb.-Kearney is tied for the third longest in the league this year.
AS A FRESHMAN-He averaged 40.8 yards per punt on eight punts at Fort Hays State. He averaged 41.2 yards on eight punts a long of 58 yards and three inside the 20 against Northwest Missouri. He averaged 36.5 yards on two punts at Lincoln with one of them inside the 20 yard line. He averaged 40.7 yards per punt with a 35.4 yard net against Neb.-Kearney. He averaged 38.0 yards per punt at Pittsburg State. He had four punts for 33.0 yard average with two of them placed inside the 20 yard line against Northeastern State.
IN HIGH SCHOOL-He had six punts of at least 50 yards for Lawrence HS last year.

CLYDESDALE

Kicker **Sam Dobbins** (Soph./Emporia, Kan.) is in his third year with the Hornets.
AS A SOPHOMORE-He has handled kick-offs at home. He is averaging 54.4 yards per kick on 20 kick-offs with five touchbacks. He averaged 61.2 yards on ten kick-offs against Northeastern State.
AS A FRESHMAN-He missed seven games with an injury. He hit both field goals made by the Hornets last year, connecting on tries from 30 and 24 yards against Missouri Southern. He was 19 of 23 on PATs and at one point hit 18 straight. He averaged 47.7 yards on three punts with a 55 yarder in Emporia State's Corsicana Bowl win.
IN HIGH SCHOOL-He was an all-state kicker as a junior for Emporia HS.



ESU in the National Rankings

After games of October 12, 2019

Hornets in the Top 125 nationally

Must have played in 75% of team's games

Combined Kick Returns

Travon Jones 53 319

Completion Percentage

Dalton Cowan 56 0.583

Completions Per Game

Dalton Cowan 26 19.33

Field Goal Percentage

Clark Schoonover 29 0.769

Field Goals Per Game

Clark Schoonover 9 1.67

Forced Fumbles

Cade Harelson 92 0.20

Marek Thompson 92 0.20

Fumbles Recovered

Cade Harelson 6 2

Lawson Holbert 68 1

Jackson Maase 68 1

Kyle Rinck 68 1

Interceptions Per Game

Lawson Holbert 81 0.3

Kickoff Returns

Travon Jones 55 23.4

Passes Defended

Lawson Holbert 101 1.0

Passing Efficiency

Dalton Cowan 86 120.4

Passing TDs

Dalton Cowan 53 9

Passing Yards

Dalton Cowan 49 1,212

Passing Yards Per Game

Dalton Cowan 54 202.0

Passing Yards per Completion

Dalton Cowan 125 10.45

Points Responsible For

Dalton Cowan 43 78

Points Responsible For Per Game

Dalton Cowan 46 13.0

Punting

Ross Brungardt 55 39.3

Rushing TDs

Carlos Grace 59 5

Rushing Yards

Carlos Grace 117 363

Rushing Yards Per Game

Carlos Grace 118 60.5

Scoring

Clark Schoonover 71 7.5

Solo Tackles

Jace McDown 26 5.5

Total Offense

Dalton Cowan 50 234.5

Total Points Scored

Clark Schoonover 64 45

Total Tackles

Jace McDown 35 9.5

Total Touchdowns

Carlos Grace 107 5

RETURNERS

Travon Jones is sixth in the MIAA in kick returns and would lead the league with a 28.3 yard punt return average if he had enough returns to qualify for the leaders. He had a 74 yard punt return and a 27 yard kick-off return against Neb.-Kearney. It is the longest punt return by a Hornet since Mitchell Foote had an 88 yard return against Missouri Southern in 2015. He had three kick returns for an average of 17.3 yards with a long of 26 at Pittsburg State. Last year he had 22 kick-off returns for an average of 22.2 yards per return. He had a season long 75 yard kick return against Missouri Southern.

GOING LONG

Long snapper **Austin Passmore** (Sr./Tulsa, Okla.) is in his second year as deep snapper after transferring to ESU from Northeastern Oklahoma A&M last year. He was named the Hornets Special Teams Player of the Week against Pittsburg State.

CAPTAINS

This year's team captains are defensive back **Roscoe Gatewood III**, safety **Gary Woods II**, linebacker **Jace McDown**, and offensive lineman **Austin Unterreiner**.

LISTEN & WATCH LIVE

Video webcasts for all of Emporia State's regular season games are available on a pay per view basis from the MIAA Digital Network. The MIAA Network content is available live and is immediately archived for on-demand viewing after each event. Fans can find the action on www.themiaanetwork.com and on The MIAA Network apps for Amazon Fire TV, Android TV, Apple TV, and Roku.

Audio of all Emporia State games are available on KFFX 104.9FM and at www.kvoe.com with Greg Rahe on the call, Tagan Trahoon on the sidelines and a special guest commentator each week. KFFX is in their 32nd straight year as the radio home of Hornet Athletics, the longest active streak between a commercial station and an MIAA school.

DID YOU CATCH IT

The Emporia State football game at Northwest Missouri on Saturday, November 7, 2015 was selected for the DII Football Showcase on the American Sports Network, giving the Hornets three televised games that season. For the entire six year run of the MIAA Television Network the Hornets had a home game featured, capped by their 45-34 win over Central Missouri in the 2015 home opener. The Hornets are third behind Missouri Western and Northwest Missouri for the most appearances on live television over the last eight years. The Thursday, Oct. 25, 2012 game against Missouri Western was the first televised match-up of nationally ranked teams from Jones Field at Welch Stadium. The Hornets have played 21 games on live television since 1997.

HEAD COACH GARIN HIGGINS

Former Hornet Garin Higgins is in his 13th season at his alma mater having transformed Hornet football into a national power, taking Emporia State to the postseason in five of the last seven years. He has a 131-74 record in his 17 years as a head coach and 80-65 in his 13th season at Emporia State. His 80 wins are the second most in Emporia State history behind Fan Welch's 115 from 1928-54 and ranks tenth in MIAA history. He has built the Hornets the right way during his 13 seasons and orchestrated one of the great turnarounds in Emporia State history. The Hornets have gone 61-29 after going 19-36 in his first five seasons.

He is the 21st head football coach at Emporia State, was the first to lead the Hornets to ten wins in two different seasons and has done it in three seasons with three different quarterbacks. He has coached in more post season games than any one in Emporia State history. He completed his ninth season by taking his alma mater deeper into the NCAA Division II playoffs than ever before in 2015 while winning seven more games than in 2014. In 2013 he became just the second coach to take the Hornets to the NCAA Playoffs and is one of just six Emporia State coaches to take the Hornets to a post season game of any type.

He had led the Hornets to within just one game of a post season berth in 2010 and 2011 before winning the Kanza Bowl in 2012 and was one win away in 2017. He joins Larry Kramer, Fran Welch and Bill Hargis as the only Emporia State coaches to have a span of four straight winning seasons.

He compiled a 51-9 record as the head coach at Northwestern Oklahoma State University before becoming the co-offensive coordinator at Minnesota State in 2005. He was the offensive coordinator at Northeastern State in 2006. While at Northwestern Oklahoma State, he was named the Central State Football League Coach of the Year five straight years from 2000 through 2004. The Rangers won 31 consecutive games from 1998 through 2000.

A native of Blackwell, Okla., Higgins graduated from Emporia State in 1992. He was a four-year letterman for the Hornets and helped lead the team to a national runner-up finish in 1989. He has been involved with four teams that have played for or won national championships as a player, coordinator or head coach. Higgins and his wife Heather, a 1995 graduate of ESU, are the parents of three children - son Halen and daughters Harlee and Gracyn.



ESU in the National Rankings

After games of October 12, 2019

Category	Rank	Actual
Blocked Punts Allowed	1	0
Punt Returns	3	24.50
3rd Down Conversion Pct Def.	9	0.250
Passing Yards Allowed	13	143.3
Red Zone Offense	18	0.920
Kickoff Return Defense	24	16.71
First Downs Defense	33	96
Fumbles Lost	34	3
Turnover Margin	35	0.67
Team Passing Efficiency Def.	38	107.67
Blocked Kicks Allowed	39	1
Turnovers Lost	39	8
Net Punting	40	36.20
Passes Intercepted	45	7
Turnovers Gained	47	12
Fumbles Recovered	48	5
Total Defense	49	317.7
Completion Percentage	53	0.582
Passes Had Intercepted	58	5
First Downs Offense	66	119
Scoring Offense	68	28.5
Scoring Defense	71	25.3
Fewest Penalties / Game	72	6.67
Fewest Penalties	73	40
Team Tackles for Loss	73	6.5
Rushing Offense	77	154.2
Fewest Penalty Yards / Game	80	63.33
Kickoff Returns	81	20.71
4th Down Conversion Pct Def.	83	0.500
Fewest Penalty Yards	84	380
Passing Offense	84	208.5
Total Offense	86	362.7
Tackles for Loss Allowed	94	6.83
Winning Percentage	95	0.333
Team Passing Efficiency	97	119.75
Time of Possession	101	29.16
3rd Down Conversion Pct	105	0.341
Rushing Defense	106	174.3
Punt Return Defense	122	10.88
4th Down Conversion Pct	124	0.333
Team Sacks	133	1.00
Red Zone Defense	135	0.875
Sacks Allowed	146	3.33
Passing Yards / Completion	153	10.34

166 teams ranked

THE POLLS SAY

The MIAA has three teams ranked in the top 25 in this week's AFCA and D2Football.com national polls with another team receiving votes in the AFCA poll. The Hornets have been ranked in the AFCA Poll at some point during the regular season for six straight years. Emporia State is 8-13 against teams ranked in the AFCA Top 25 over the last seven years, with an 8-4 record against teams other than Northwest Missouri.

BEST IN THE STATE

Emporia State's 61 victories are the most wins among NCAA schools in the state of Kansas since the beginning of the 2012 season. Their three NCAA playoff appearances and five total years in the post season are the most among Division II teams in the state.

THE NFL EXPERIENCE

The Hornets have had 16 players play in one of the major professional football leagues. Two Hornets have won Super Bowl rings - Kelly Goodburn with the Washington Redskins and Leon Lett with the Dallas Cowboys. Jeff Richards appeared in the playoffs last year with the Los Angeles Chargers after winning a Grey Cup with the Ottawa Redblacks in the CFL in 2016. Adam Schiltz saw action in exhibition games with the Chiefs in 2015 while Austin Willis played in exhibition action for the Buffalo Bills in 2016. Harold Ayodele was a part of the Kansas City Chiefs during training camp and saw action in exhibition games in 2011. Garin Higgins has coached four players that have gone on to play in the NFL regular season - Jeff Richards with the Chargers, Lynn Scott with the Dallas Cowboys, Sam Breden with the Green Bay Packers, and Patrick Crayton with the Cowboys and San Diego Chargers.

Both Jeff Richards and Patrick Crayton spent time on the Emporia State coaching staff.

A HORNET WIN WOULD...

- make Emporia State 3-4 overall, 3-4 in the MIAA;
- make Emporia State 21-40-4 all-time against Central Missouri;
- be the Hornets second straight win over the Mules;
- be the Hornets first win over the Mules in Welch Stadium since 2015;
- be the first home win by either team in the series since 2015;
- be the second straight year Emporia State has defeated a nationally ranked team at home;
- make Coach Higgins 81-65 at Emporia State and 132-74 overall.

A HORNET LOSS WOULD...

- make Emporia State 2-5 overall, 2-5 in the MIAA;
- make Emporia State 20-41-4 all-time against Central Missouri;
- be the fourth straight win by the visiting team in the series;
- make Emporia State 2-5 for the first time since 2011;
- make Coach Higgins 80-66 at Emporia State and 131-75 overall;

WORKING OVERTIME

- The Hornets are 6-8 in overtime games with wins in six of their last eight after dropping their first four extra period contests.
- Emporia State is 4-1 in overtime games under Garin Higgins with wins in the last four games.
- The quadruple overtime game in 2006 between Emporia State and Pittsburg State was the first MIAA regular season game to go to four overtimes and the first involving an MIAA team since Northwest Missouri's 4 OT win against Carson Newman in the 1999 National Championship Game.
- The 18 point deficit (28-10) in the second quarter at Minnesota State is the largest deficit Emporia State has overcome to win a game as an NCAA school.
- Emporia State has twice overcome a 17 point deficit at the half for a win in MIAA play. Most recently they trailed 17-0 at Neb.-Kearney before rallying for a 20-17 win in week three this year. The first was against Missouri Southern in 2011 when the Hornets trailed 17-0 and eventually won 31-24 in Welch Stadium.
- Emporia State came from 17-0 down at the end of the first quarter to defeat Ft. Hays State 24-17 to open the 1992 season.

Single Game Highs

Rushes (min. 5 carries)
 Carlos Grace 19 Neb.-Kearney '19
 Dalton Cowan 16 at Pittsburg State '19
 Calvin Boyce 9 Northeastern State '19
 Jack Petz 7 Northeastern State '19
 Braden Gleason 5 at Lincoln '19
 Vinnie Shabazz 5 at Lincoln '19

Yards Rushing (min. 25 yards)
 Carlos Grace 135 at Pittsburg State '19
 Dalton Cowan 88 Northeastern State '19
 Calvin Boyce 50 Northeastern State '19
 Vinnie Shabazz 35 at Lincoln '19
 Travon Jones 30 at Lincoln '19
 Noah Diaz 27 Northeastern State '19
 Jack Petz 26 Northeastern State '19

Rushing Touchdowns
 Dalton Cowan 2 Neb.-Kearney '19
 Carlos Grace 1 (5x) last NWMSU '19
 Vinnie Shabazz 1 at Lincoln '19
 Calvin Boyce 1 Northeastern State '19
 Travon Jones 1 Mo. Southern '18

Long Rush (Min. 15 yards)
 Carlos Grace 71 at Pittsburg State '19
 Travon Jones 30 at Lincoln '19
 Dalton Cowan 26 Neb.-Kearney '19
 Calvin Boyce 18 Northeastern State '19
 Noah Diaz 17 Northeastern State '19

Receptions (min. 2 receptions)
 Wil Amos 12 at Lincoln '19
 Dexton Swinehart 7 at Lincoln '19
 Corey Thomas 7 Northeastern State '19
 Cole Schumacher 6 Neb.-Kearney '19
 Travon Jones 4 at Pittsburg State '19
 JT Mackey 4 at Pittsburg State '19
 Calvin Boyce 3 Northwest Missouri '19
 Marcellus Edwards 2 at Fort Hays State '19
 Carlos Grace 2 Northwest Missouri '19
 Travon Jones 2 at Lincoln '19
 Grant Shell 2 Northeastern State '19
 Seth Surface 2 Lindenwood '18

Yards Receiving (min. 30)
 Will Amos 143 at Lincoln '19
 Dexton Swinehart 112 Northeastern State '19
 Corey Thomas 99 Northeastern State '19
 Cole Schumacher 85 Mo. Southern '18
 Travon Jones 40 at Lincoln '19

Touchdown Receptions
 Cole Schumacher 1 (3x) last NWMSU '19
 JT Mackey 1 (2x) last NWMSU '19
 Dexton Swinehart 1 (2x) last at Lincoln '19
 Wil Amos 1 at Lincoln '19
 Case Cochran 1 at Lincoln '19
 Seth Surface 1 Northeastern State '19
 Corey Thomas 1 Northeastern State '19

Long Reception (min. 30 yards)
 Dexton Swinehart 74 Northeastern State '19
 Corey Thomas 47 Northeastern State '19
 Wil Amos 36 Neb.-Kearney '19
 Cole Schumacher 35 at Pittsburg State '19

Pass Attempts
 Dalton Cowan 40 (2x) last NWMSU '19
 Braden Gleason 7 Northeastern State '19
 Pat Briningstool 4 at Ft. Hays State '17

Pass Completions
 Dalton Cowan 28 at Lincoln '19
 Braden Gleason 5 Northeastern State '19
 Pat Briningstool 3 Northeastern State '17

Yards Passing
 Dalton Cowan 331 at Lincoln '19
 Braden Gleason 39 Northeastern State '19
 Pat Briningstool 18 Northeastern State '17

Long Pass
 Dalton Cowan 74 Northeastern State '19
 Pat Briningstool 15 Northeastern State '17
 Braden Gleason 10 Northeastern State '19

Touchdown Passes
 Dalton Cowan 3 (2x) last at Lincoln '19

Total Offense (Min. 100 yards)
 Dalton Cowan 349 Northeastern State '19
 Carlos Grace 135 at Pittsburg State '19

All Purpose (Min. 100 yards)
 Travon Jones 167 at Lincoln '19
 Carlos Grace 162 at Pittsburg State '19
 Wil Amos 151 at Lincoln '19
 Dexton Swinehart 112 Northeastern State '19

Kick Returns
 Travon Jones 4 at Northwest Mo. '18
 Kelin Gordon 3 (2x) last PSU '17
 Trey Morris 2 (2x) last at FHSU '19
 Jack Petz 1 Neb.-Kearney '19
 Carlos Grace 1 at Pittsburg State '19

Kick Return Yards (Min. 50 yards)
 Travon Jones 94 vs. UAM '18
 Kelin Gordon 58 Pittsburg State '17

Long Kick Return (Min. 20 yards)
 Travon Jones 75 Mo. Southern '18
 Trey Morris 46 Lindenwood '18
 Kelin Gordon 26 Pittsburg State '17

Punt Returns
 Travon Jones 2 at Lincoln '19
 Corey Thomas 2 Mo. Southern '18

Punt Return Yards (Min. 10 yards)
 Travon Jones 74 Neb.-Kearney '19
 Corey Thomas 26 Mo. Southern '18

Long Punt Return
 Travon Jones 74 Neb.-Kearney '19
 Corey Thomas 21 Mo. Southern '18

Tackles (min. 7 tackles)
 Jace McDown 15 Neb.-Kearney '19
 Gary Woods II 12 (2x) last at FHSU '19
 Tre'Vaun Ammons 10 Washburn '17
 Roscoe Gatewood III 10 Pittsburg State '18
 Kyle Rinck 10 at Central Okla. '18
 Jaedon Pool 9 at Fort Hays State '19
 Lawson Holbert 9 at Fort Hays State '19
 Dawson Hammes 9 at Lincoln '19
 Jawill Aldridge 8 at Washburn '18
 Parker Bass 8 at Central Okla. '18
 Gee Stanley 7 at Fort Hays State '19
 Jordan Wallace 7 at Central Okla. '18

Sacks (Min. 1.0 sack)
 Parker Bass 3.5 at Northeastern State '18
 Tre'Vaun Ammons 2.5 vs. *UMD '16
 Marek Thompson 2.0 at Central Mo. '18
 Cade Harelson 1.5 at Northeastern St. '18
 Dawson Hammes 1.0 (2x) last at Lincoln '19
 Gee Stanley 1.0 (2x) last at Pitt State '19
 Jace McDown 1.0 (2x) last LWU '18
 Jackson Maase 1.0 (2x) last FHSU '18
 Gary Woods II 1.0 (2x) last vs. LWU '18
 Jordan Williams 1.0 at Lincoln '19
 Jahmek Murphy 1.0 Ft. Hays State '18

Tackles for Loss (min. 1.5 TFL)
 Parker Bass 4.5 at Northeastern St. '18
 Tre'Vaun Ammons 3.5 at Ft. Hays State '17
 Gee Stanley 3.0 Northeastern State '19
 Jace McDown 3.0 Ft. Hays State '18
 Marek Thompson 2.0 (2x) last at UCM '18
 Jordan Wallace 2.0 Neb.-Kearney '19
 Gary Woods II 2.0 Lindenwood '18
 Cade Harelson 1.5 at Northeastern St. '18

Interceptions
 Lawson Holbert 2 Northeastern State '19
 Gary Woods II 1 (3x) last UNK '19
 Jace McDown 1 (2x) last NWMSU '19
 Trey Morris 1 at Lincoln '19
 Gee Stanley 1 at Lincoln '19
 Kelin Gordon 1 Northeastern State '19
 Cade Harelson 1 at Central Mo. '18
 Jordan Wallace 1 Pittsburg State '18
 Tre'Vaun Ammons 1 Washburn '17

Long Interception
 Jordan Wallace 35 Pittsburg State '18
 Lawson Holbert 33 at Central Okla. '18
 Gary Woods II 22 Neb.-Kearney '19
 Tre'Vaun Ammons 2 Washburn '17
 Jace McDown 1 Ft. Hays State '18

Forced Fumbles
 Jace McDown 2 at Washburn '18
 Tre'Vaun Ammons 2 Washburn '17
 Parker Bass 1 (3x) last UNK '19
 Marek Thompson 1 (2x) last NWMSU '19
 Cade Harelson 1 at Pittsburg State '19
 Trey Morris 1 at Central Okla. '18
 Gary Woods II 1 at Mo. Southern '17
 Roscoe Gatewood 1 at Lindenwood '17

Fumbles Recovered
 Parker Bass 1 (4x) last vs. UAM '18
 Kyle Rinck 1 (2x) last NWMSU '19
 Cade Harelson 1 (2x) last at Lincoln '19
 Tre'Vaun Ammons 1 (2x) last FHSU '18
 Lawson Holbert 1 Northwest Missouri '19
 Jackson Maase 1 at Pittsburg State '19
 Jawill Aldridge 1 at Northeastern St. '18
 Jaedon Pool 1 at Northeastern St. '18

Blocked Kick
 Kyle Rinck 1 (2x) last vs. UAM '18
 Tre'Vaun Ammons 1 *UMD '16
 Kelin Gordon 1 Washburn '17

Field Goals Made
 Clark Schoonover 5 at Lincoln '19
 Sam Dobbins 2 Mo. Southern '18

Long Field Goal
 Clark Schoonover 34 (2x) last NWMSU '19
 Sam Dobbins 30 Mo. Southern '18

PAT Made
 Clark Schoonover 6 Northeastern State '19
 Sam Dobbins 6 Mo. Southern '18

Punts
 Ross Brunghardt 8 (2x) last at FHSU '19
 Sam Dobbins 3 vs. UAM '18

Long Punt
 Ross Brunghardt 67 Neb.-Kearney '19
 Sam Dobbins 55 vs. UAM '18



ESU vs. AFCA Ranked Teams

since 2001

- 2019 #7 NWMSU 34, at ESU 23**
at #23 PSU 47, ESU 23
- 2018 at ESU 28, #18 FHSU 24**
at #17 NWMSU 41, ESU 0
- 2017 at #7 FHSU 34, ESU 7
at #1 NWMSU 34, #4 ESU 0
- 2016 at #1 NWMSU 44, #9 ESU 13
at #9 ESU 59, #13 Minn.-Duluth 26
ESU 37, at #13 UCM 37-31 2OT
#1 NWMSU 41, at #24 ESU 14
- 2015** at #1 NWMSU 38, #18 ESU 17
#18 ESU 29, at #8 Henderson St. 3
#18 ESU 51, at #6 Minn. St. 49
at #2 NWMSU 44, #14 ESU 10
at #18 ESU 46, #13 PSU 42
- 2014 #7 NWMSU 42, at ESU 14**
at #18 PSU 45, ESU 17
- 2013** at #5 UMD 55, #14 ESU 13
at #16 ESU 34, #23 WU 23
#2 NWMSU 48, at #10 ESU 21
#14 ESU 35, at #12 MWSU 30
- 2012** at #4 NWMSU 55, #20 ESU 10
#12 MWSU 57, at #15 ESU 28
- 2011** at #11 NWMSU 62, ESU 21
#8 WU 31, at ESU 17
#24 UCM 45, at ESU 38
at #25 PSU 38, ESU 14
- 2010 at #6 NWMSU 42, ESU 28
- 2009 #23 MWSU 29, at ESU 6**
#5 NWMSU 45, at ESU 12
#13 UCM 24, at ESU 21
- 2008 #10 PSU 52, at ESU 7**
at #3 NWMSU, 56, ESU 7
at #22 UCM 42, ESU 14
at #5 UNO 41, ESU 20
- 2007 #6 NWMSU 24, at ESU 7**
- 2006 at #16 MWSU 24, ESU 12
at #2 NWMSU 49, ESU 17
#13 PSU 59, at ESU 57 (4OT)
#15 Winona State 21, at ESU 18
- 2005 #10 WU 42, at ESU 14**
#7 NWMSU 14, at ESU 0
at #7 PSU 52, ESU 17
- 2004 #2 PSU 72, at ESU 27**
at #5 NWMSU 59, ESU 28
- 2003 at #9 Winona State 10, ESU 3
#17 CMSU 28, at ESU 18
ESU 22, at #4 PSU 20
- 2002 #4 NWMSU 34, at ESU 5**
at ESU 13, #3 PSU 3
at #13 CMSU 41, ESU 13
at #6 PSU 38, ESU 28
#20 CMSU 40, at ESU 34 (2OT)

ESU is 10-41 vs. AFCA ranked opponents; 8-13 in the last seven seasons

Emporia State All-Time vs. Fort Hays State

2018..... ESU 41, at UCM 23	1929..... ESU 19, UCM 0
2017..... UCM 37, at ESU 31	1915..... ESU 16, UCM 16
2016..... ESU 37, at UCM 31 (2OT)	1914..... ESU 49, UCM 0
2015..... at ESU 45, UCM 34	1913..... UCM 14, ESU 13
2014..... at UCM 50, ESU 31	1912..... UCM 34, ESU 13
2011..... UCM 45 at ESU 38	1911..... ESU 9, UCM 5
2010..... at UCM 31, ESU 13	1909..... ESU 0, UCM 0
2009..... UCM 24, at ESU 21	1908..... ESU 12, UCM 0
2008..... at UCM 42, ESU 14	1907..... UCM 12, ESU 0
2007..... UCM 38, at ESU 7	1906..... ESU 10, UCM 0
2006..... at UCM 48, ESU 21	1905..... ESU 34, UCM 6
2005..... UCM 21, at ESU 14	1903..... UCM 6, ESU 5
2004..... at UCM 35, ESU 33	1902..... UCM 16, ESU 11
2003..... UCM 28, at ESU 18	1901..... UCM 12, ESU 0
2002..... at UCM 41, ESU 13	
2001..... UCM 40, at ESU 34 (2OT)	
2000..... at UCM 34, ESU 21	
1999..... at ESU 41, UCM 12	
1998..... ESU 56, at UCM 24	
1997..... at ESU 50, UCM 10	
1996..... ESU 32, at UCM 22	
1995..... UCM 52, at ESU 22	
1994..... at UCM 33, ESU 20	
1993..... UCM 17, at ESU 3	
1992..... at UCM 9, ESU 7	
1991..... at ESU 44, UCM 17	
1981..... UCM 16, at ESU 7	
1980..... at UCM 17, ESU 11	
1979..... at ESU 21, UCM 0	
1978..... ESU 24, UCM 23	
1977..... UCM 25, ESU 20	
1976..... UCM 18, ESU 7	
1975..... UCM 20, ESU 3	
1974..... UCM 27, ESU 0	
1973..... ESU 56, UCM 10	
1972..... ESU 20, UCM 10	
1971..... UCM 10, ESU 7	
1970..... UCM 23, ESU 16	
1969..... UCM 56, ESU 45	
1968..... ESU 41, UCM 41	
1967..... UCM 41, ESU 14	
1966..... UCM 23, ESU 14	
1965..... UCM 7, ESU 6	
1964..... UCM 21, ESU 0	
1963..... ESU 13, UCM 7	
1962..... ESU 0, UCM 0	
1961..... UCM 12, ESU 7	
1960..... UCM 21, ESU 12	
1959..... UCM 23, ESU 21	
1958..... ESU 25, UCM 0	

- Overall
UCM leads series 40-20-4
- In Emporia (since 1979)
UCM leads 10-5
- In Warrensburg (since 1979)
UCM leads 10-4
- Longest ESU winning streak
4 games - 1996-99
- Longest UCM winning streak
13 games, 2000-14
- Largest ESU margin of victory
46 in 1973 (ESU 56, UCM 10)
- Largest UCM margin of victory
31 in 2007 (UCM 38, at ESU 7)
- Most points scored by ESU
56, (2x) UCM 24 in 1998; UCM 10 in 1973
- Most points scored by UCM
56, ESU 45 in 1969
- Last ESU win
ESU 41, at UCM 23 in 2018
- Last ESU win in Emporia
at ESU 45, UCM 34 in 2015
- Last ESU win in Warrensburg
ESU 41, at UCM 23 in 2018
- Last UCM win
UCM 37, at ESU 31 in 2017
- Last UCM win in Emporia
UCM 37, at ESU 31 in 2017
- Last UCM win in Warrensburg
at UCM 50, ESU 31 in 2014

MOST PLAYED ACTIVE NCAA DIVISION II RIVALRIES

Meetings	Series Record	First Met	2019 Meeting
134 SD Mines-Black Hills St.	63-60-11	1895	Oct. 12 at BHSU 48, SDM 28
115 Emporia St.-Washburn	57-52-6	1899	Nov. 2 at ESU
109 Virginia St.-Virginia Union	56-45-9	1900	Nov. 9 at VSU
108 Tuskegee-Morehouse	70-29-8	1902	Oct. 12 TU 21, MU 10
104 Southeastern Okla.-East Central	50-46-8	1909	Nov. 16 at SEOSU
98 Catawba-Lenoir-Rhyne	49-45-4	1907	Nov. 16 at Catawba
98 Pittsburg St.-Emporia St.	62-34-2	1915	Sept. 14 at PSU 47, ESU 23

Rivalries involving MIAA teams in Bold



ESU in non-conference action since joining the MIAA 34-12

2017 `ESU 30, Ark.-Monticello 22
 2016 *at #9 ESU 59, #13 Minn. Duluth 26
 2015 *#18 ESU 29, at #8 Henderson St. 3
 2015 *#18 ESU 51, at #6 Minn. St. 49
 2013 *at #5 Minn. Duluth 55, #14 ESU 13
 2012 ~ESU 45, vs. TAMU-Kingsville 38
 2011 ESU 42, at Southwest Baptist 28
 2011 at ESU 35, Langston (Okla.) 7
 2010 at ESU 23, Missouri S&T 7
 2010 ESU 27, at Southwestern Okla. St. 7
 2009 at Augustana (SD) 32, ESU 21
 2009 at ESU 48, Southwestern Okla. St. 17
 2008 at ESU 27, Augustana (SD) 14
 2008 at ESU 42, Western State 0
 2007 ESU 17, at UCO 7
 2007 ESU 7, at Western State 3
 2006 #15 Winona State 21, at ESU 18
 2006 ESU 69, at Okla. Panhandle State 6
 2005 at Winona State 40, ESU 21
 2005 ESU 52, at Ft. Hays State 13
 2004 \$at Jacksonville State 25, ESU 16
 2004 at ESU 13, Ft. Hays State 10
 2003 *at #9 Winona State 10, #16 ESU 3
 2003 at ESU 28, East Central 3
 2003 ESU 31, at Ft. Hays State 21
 2002 ^ESU 34, vs. Winona State 27 OT
 2002 ESU 17, at East Central 9
 2002 at ESU 38, Ft. Hays State 7
 2001 at ESU 21, East Central 17
 2001 ESU 38, at Ft. Hays State 21
 2000 ESU 31, at East Central 14
 2000 Ft. Hays State 16, at ESU 10
 1999 #6 Central Oklahoma 28, at ESU 25
 1999 ESU 31, at Ft. Hays State 14
 1998 at ESU 41, Ft. Hays State 3
 1998 ESU 23, at North Dakota State 21
 1997 ESU 51, at Ft. Hays State 35
 1997 ESU 23, at Northwest Oklahoma 16
 1996 Ft. Hays State 42, at ESU 30
 1996 Wayne State 50, at ESU 38
 1995 at ESU 66, Friends 0
 1995 at Ft. Hays State 43, ESU 16
 1994 at ESU 24, Ft. Hays State 17
 1993 at Ft. Hays State 17, ESU 7
 1992 at ESU 24, Ft. Hays State 17
 1991 ESU 28, at Ft. Hays State 27
\$NCAA FCS Division Game
***NCAA Playoff Game**
^Mineral Water Bowl
~Kanza Bowl
`Corsicana Bowl

ESU All-Time Results in Postseason Play

2018 - ESU 30, Ark.-Monticello 22 (Corsicana Bowl)
 2016 - at NWMSU 44, ESU 13 (NCAA Playoffs)
 2016 - at ESU 59, Minn.-Duluth 26 (NCAA Playoffs)
 2015 - at NWMSU 38, ESU 17 (NCAA Quarterfinals)
 2015 - ESU 29, at Henderson State 3 (NCAA Playoffs)
 2015 - ESU 51, at Minn. State 49 (NCAA Playoffs)
 2013 - at Minn.-Duluth 55, ESU 13 (NCAA Playoffs)
 2012 - ESU 45, TAMU-Kingsville 38 (Kanza Bowl)
 2003 - at Winona State 10, ESU 3 (NCAA Playoffs)
 2002 - ESU 34, Winona State 27 OT (Mineral Water Bowl)
 1989 - at Carson-Newman 34, ESU 20 (NAIA Championship game)
 1989 - ESU 51, at Adams State 44 (NAIA Playoffs)
 1989 - at ESU 32, Harding 9 (NAIA Playoffs)
 1988 - Adams State 14, at ESU 10 (NAIA Playoffs)
 1987 - at Cameron 17, ESU 12 (NAIA Playoffs)
 1972 - William Penn 17, ESU 14 (Boot Hill Bowl)
 1958 -Lincoln 21, ESU 0 (Mineral Water Bowl)
 1948 - ESU 34, SW Missouri 20 (Mo.-Kan. Bowl)

- Overall in postseason ESU is 9-8
- In Emporia ESU is 2-1
- On the road ESU is 3-5
- At neutral sites ESU is 4-2
- Largest ESU margin of victory 33 in 2016 (at ESU 59, UMD 26)
- Largest ESU loss 42 in 2013 NCAA Playoffs (UMD 55, ESU 13)
- Most points scored by ESU 59, Minn.-Duluth 26 in 2016 NCAA Playoffs
- Fewest points scored by ESU 0, vs. Lincoln 21 in 1958 Mineral Water Bowl
- Most points allowed 55, at Minn.-Duluth,ESU 13 in 2013 NCAA Playoffs
- Fewest points allowed 3,at Henderson St, ESU 29 in 2015 NCAA Playoffs

Two Hornets 100+ yards Rushing in Same Game

Year	Player	Opp.	Yards
2011	Dasor Horton	UCM	121
	LaDarrian Page	UCM	113
2009	LaDarrian Page	SWOSU	153
	Adrian Abner	SWOSU	109
2007	Justin Wieser (RB)	TSU	127
	Seville Ko (RB)	TSU	106
2002	Tyler Paul (RB)	UMR	169
	Andrae Perry (RB)	UMR	133
2001	Shon Wells (RB)	FHSU	138
	Kelton Copeland (QB)	FHSU	109
2000	DeAngelo Evans (RB)	TSU	164
	Kelton Copeland (QB)	TSU	113
1996	Brian Shay (RB)	SBU	214
	Chet Pabolish (WR)	SBU	189
1992	Quincy Tillmon (RB)	MWSC	213
	Darin Parmenter (RB)	MWSC	122

Since 1991

Two Hornets 100+ yds Receiving in a Game

Year	Player	Opp.	Yards
2017	Justin Brown	LWU	151
	Louis Dailey	LWU	103
2017	Jordan Reed	NSU	113
	Justin Brown	NSU	100
2016	Louis Dailey	UMD*	135
	Morris Williams II	UMD*	134
2016	Mitchell Foote	at MWSU	118
	Justin Brown	at MWSU	102
2016	Mitchell Foote	UCO	167
	Justin Brown	UCO	109
2015	Morris Williams II	at MSU*	159
	Kavaski Ervin	at MSU*	139
	Mitchell Foote	at MSU*	116
2015	Justin Brown	UCM	130
	Kavaski Ervin	UCM	100
2014	Austin Willis	at UCM	178
	Reese Richards	at UCM	104
2013	Ray Ray Davis	WU	158
	Kavaski Ervin	WU	129
2013	Austin Willis	at UCO	196
	Ray Ray Davis	at UCO	181
2012	Shjuan Richardson	TSU	217
	Ray Ray Davis	TSU	121
2005	J.J. Richard	WSU	137
	Ryan Hulings	WSU	106
2004	Matt Martin	MSSU	211
	J.J. Richard	MSSU	201
2004	J.J. Richard	SBU	138
	Ryan Hulings	SBU	112
2004	Ryan Hulings	PSU	120
	J.J. Richard	PSU	110
2003	Andre Day	WU	141
	J.J. Richard	WU	103
1999	Lester McCoy	NWMSU	130
	Ryan Johnson	NWMSU	101
1998	Jarrett Vito	CMSU	147
	Chet Pabolish	CMSU	107
1997	Troy Maton	PSU	149
	Chet Pabolish	PSU	121
1995	Jarrett Vito	TSU	227
	Derek Woods	TSU	155
1995	Chet Pabolish	SBU	144
	Jarrett Vito	SBU	135

Since 1991

ESU's Longest Plays of the Year - 2019

Rush 71 yards* by Carlos Grace at Pittsburg State	Interception Return 22 yards by Gary Woods II vs. Neb.-Kearney
Pass 74 yards* by D. Cowan to D. Swinehart vs. NSU	Fumble Return NA
Punt Return 74 yards by Travon Jones vs. Neb.-Kearney	Punt 67 yards by Ross Brunghardt vs. Neb.-Kearney
Kick-off Return 58 yards by Travon Jones at Lincoln	Field Goal 34 yards (2x) last by Clark Schoonover vs. NWMSU *play resulted in touchdown



Hornet Bests Since Joining Division II

OFFENSIVE

	HIGH	LOW
Points:	77 vs. UMR (97)	0 (6x)
	last at NWMSU (18)	
Points in a Qtr:	32 vs. UMR (97)	0 (several)
Points in a Half:	49 vs. SBU (13)	0 (several)
Rushing Plays:	70 vs. SBU (96)	16 vs. FHSU (95)
Yards Rushing:	471 vs. UMR (00)	40 vs. CMSU (94)
Pass Attempts:	76 vs. FHSU (95)	11 vs. UMR (94)
Passes Completed:	43 at LWU (15)	3 vs. PSU (00)
Passes had Intercepted:	6 vs. MSSU (09)	0 (several)
	6 vs. PSU (94)	
Yards Passing:	522 at UCO (13)	29 at UCO (07)
Total Yards:	747 vs. SBU (13)	67 at UCO (07)
Off. Plays:	104 at LWU (17)	47 vs. UMR (94)
First Downs:	38 vs. MSSU (18)	6 vs. UMR (94)
Fumbles:	6 vs. NWMSU (94)	0 (several)
Fumbles Lost:	4 vs. MWSC (91)	0 (several)

DEFENSIVE

	HIGH	LOW
Points	72 vs. PSU (04)	0 (several)
Points in Qtr:	35 vs. PSU (96)	0 (several)
Points in a Half:	42 (3x) last at UNK (14)	0 (several)
Rushing Plays:	70 vs. NWMSU (92)	18 vs. SBU (06)
Yards Rushing:	627 vs. NWMSU (92)	14 at NSU (18)
Pass Attempts:	66 vs. TAMUK (12)	5 vs. PSU (00)
Passes Completed:	36 vs. TAMUK (12)	1 vs. MSSU (00)
	36 at UCM (10)	
Passes Intercepted:	6 vs. SBU (94)	0 (several)
Yards Passing:	492 at PSU (16)	8 vs. MSSU (00)
Total Yards:	796 vs. NWMSU (92)	89 vs. UCM (99)
Offensive Plays:	(3x) last 97 at UCO (18)	46 vs. MSSU (00)
First Downs:	33 vs. NWMSU (04)	5 at OPSU (06)
Fumbles Forced:	7 (4x) most recent at NSU (18)	0 (several)
Fumbles Recovered:	4 (5x) most recent at NSU (18)	0 (several)
Safeties:	3 vs. CMSU (99)	0 (several)

INDIVIDUAL BESTS

Longest run from scrimmage (TD)	90, John Davis vs. WU (93)
Longest run from scrimmage (no score)	78, Brian Shay vs. WU (95)
Longest pass (TD)	96, Ponder to Pobolish vs. UMR (95)
Longest pass (no score)	81, Marstall to Strong at UCO (17)
Longest punt return (TD)	88, Mitchell Foote at MSSU (15)
Longest kickoff return (TD)	100, Ryan Johnson vs. CMSU (99)
	100, Anthony Cowins vs. SBU (92)
Longest interception return (TD)	100, Travis Lee at UCO (07)
Longest fumble return (TD)	79, Gerard Clemons vs. CMSU (97)
Longest field goal	51, Eli Kuhns vs. Lincoln (12)
	51, Justin Gray at MWSC (04), vs. PSU (02 & 03)
Longest punt	80, Johnny Torres vs. FHSU (06)
Most rushing attempts	47, Brian Shay vs. CMSU (96)
Most passing attempts	66, Sean Ponder vs. FHSU (95)
Most completions	43, Brent Wilson at LWU (15)
Most interceptions thrown	6, Sean Ponder vs. PSU (94)
Most receptions	21, Jarrett Vito vs. TSU (95)
Most total offensive attempts	78, Braxton Marstall vs. LWU (18)
Most rushing yards	361, Brian Shay vs. WU (96)
Most receiving yards	227, Jarrett Vito vs. TSU (95)
Most passing yards	522, Brent Wilson at UCO (13)
Most yards total offense	571, Brent Wilson at UCO (13)
Most all-purpose yards	469, Brian Shay vs. WU (97)
Most points scored	46, Brian Shay vs. UMR (97)
Most rushing TDs	7, Brian Shay vs. UMR (97)
Most passing TDs	7, Brent Wilson at UCO (13)
Most receiving TDs	5, Ray Ray Davis at UCO (13)
Most field goals	5, Clark Schoonover at Lincoln (19)
	5, Austin Morton at Henderson St. (15)
Most field goal attempts	6, Austin Morton at Henderson St. (15)
Most PAT'S	9, Eli Kuhns vs. SBU (13)
	9, Jeff Edwards vs. OPSU (06)
	9, Louie Matsakis vs. MSSU (98)
Most PAT Att.	9, Eli Kuhns vs. SBU (13)
	9, Jeff Edwards vs. OPSU (06)
	9, Louie Matsakis vs. MSSU (98)
Most punts	10, Justin Marcha at FHSU (17)
	10, Adam Hunt vs. CMSU/MWSC (92)
Most blocked kicks	2 (3x) most recent Richter/Stribling vs. MWSU (06)
Most tackles	24, Shane McBride vs. MSSU (97)
Most solo tackles	19, Shane McBride vs. MSSU (97)
Most INT	3, JP Lohrentz at Minn. State (15)
	3, Derek Lohmann at SBU (11)
Most sacks	4, P. Cook vs. TSU (95) & G. Clemons vs. NWMSU (97)
Longest scoring drive	99 yards (4x) last at UCO (18)
Most plays in a scoring drive	19 vs. NWMSU (96)
Most time consumed in a drive	9:35 vs. TSU (08)

THE LAST TIME ESU

shut out an opponent	9 games ago, Missouri Southern (18)
held an opponent without a TD	9 games ago, Missouri Southern (18)
was shut out	14 games ago, at NWMSU, 0-41 (18)
was held without a TD	1 game ago, at FHSU, 3-19 (19)
was held without an offensive TD	1 game ago, at FHSU, 3-19 (19)
lost a regular season non-conference game	at Augustana 21-32 (09)
lost a regular season non-conference road game	at Augustana 21-32 (09)
lost a regular season non-conference home game	vs WSU, 21-18 (06)
had one or fewer penalties	at UNO (0 penalties), (10)
had a QB rush for 100 yards	Brent Wilson vs. PSU, 108 yds (15)
had a player rush for 200 yards	LaDarrian Page at SBU 201 yds (11)
had a player rush for 300 yards	Tyler Paul at TSU, 311 yds (03)
had a player pass for 300 yards.	Dalton Cowan at Lincoln, 331 (19)
had a player pass for 400 yds	Braxton Marstall vs LWU, 404 (18)
had a player pass for 500 yds	Brent Wilson at UCO, 522 (13)
had a player with 200 rec. yds.	Austin Willis at FHSU, 216 (13)
had a player catch 3 TD	Louis Dailey at UCO (17)
had a player catch 4 TD	Mitchell Foote vs. UCO (16)
had a player catch 5 TD	Ray Ray Davis at UCO (13)
had a player throw 5 TD	Braxton Marstall vs. UAM (18)
had a player throw 7 TD	Brent Wilson at UCO (13)
had a player rush for 3 TD	Antonio Brown at Lincoln (13)
had a player kick four FG in a game....	Clark Schoonover at Lincoln (19)
rallied from 4th quarter deficit	13 games ago at ESU 28, FHSU 24 (18)
lost a game with a 4th quarter lead	11 games ago, MWSU 42, at ESU 28 (18)
blocked a punt	Tre'Vaun Ammons vs UMD (16)
blocked a field goal	Justin Brown at Washburn (18)
blocked a PAT	Kyle Rinck vs UAM (18)
scored at defensive PAT	Ace Mayze at MSSU (17)
opp scored a defensive PAT	Terrence Byrd at TSU (09)
returned a punt for a TD	Jaylen Lowe at NSU, 47 yds (16)
returned a blocked punt for TD	Taylor Beitter vs. TSU 10 yards (10)
	Block by Corey Jones
had a field goal blocked	by Sam Roberts at NWMSU (17)
had a PAT blocked	by Sam Roberts vs. NWMSU (19)
had a punt blocked	by Curtis Williams, Ark.-Monticello (18)
had a punt blocked for a TD	by Diaron Rhodes, UCM, 22 yds (14)
	block by Team
had a non blocked punt returned for a TD	Vershon Moore, WU 85 yds (14)
returned a KO for a TD	Austin Willis at UNK, 89 yds (14)
had a KO returned for a TD	Jason Balts, UMD, 90 yds (16)
returned an INT for a TD	Logan Thompson at MSSU, 25 yds (17)
had an INT returned for a TD	KiAnte Hardin, at PSU, 45 yds (19)
returned a fumble for a TD	Parker Bass at UCM, 74 yds (18)
had a fumble returned for a TD	Austin Miller, UCM, 0 yds (17)
had 7 FG in a game	Kuhns (4), Jonas (2), Guadagnolo (1) vs. LU (12)
opp. had four FG in a game	Dante Brown, at FHSU (19)
recorded a safety	19 games ago, vs. Washburn (17)
opp. recorded a safety	2 games ago, vs. NWMSU (19)
returned a free kick for a TD	Tabora Ward vs. WU, 74 yds (94)



2019 ESU Scoring Drives - 30 (0 special teams/0 defensive scores)

Qtr.	Opponent	Drive	Scoring Play
1st	Northeastern State	4 plays, 58 yards, 1:22	32 yd TD pass from Dalton Cowan to Cole Schumacher
1st	Northeastern State	10 plays, 30 yards, 2:44	34 yd FG by Clark Schoonover
1st	Northeastern State	7 plays, 53 yards, 2:02	22 yd FG by Clark Schoonover
1st	Northeastern State	8 plays, 52 yards, 2:19*	5 yd TD run by Carlos Grace
2nd	Northeastern State	6 plays, 71 yards, 2:19	47 yd TD pass from Dalton Cowan to Corey Thomas
2nd	Northeastern State	7 plays, 21 yards, 3:08	27 yd FG by Clark Schoonover
3rd	Northeastern State	1 play, 74 yards, 0:12	74 yd TD pass from Dalton Cowan to Dexton Swinehart
3rd	Northeastern State	8 plays, 65 yards, 2:59	6 yd TD pass from Braden Gleason to Seth Surface
4th	Northeastern State	13 plays, 80 yards, 5:45*	3 yd TD run by Calvin Boyce
1st	at Pittsburg State	3 plays, 30 yards, 1:19*	9 yd TD pass from Dalton Cowan to JT Mackey
3rd	at Pittsburg State	1 play, 71 yards, 0:12	71 yd TD run by Carlos Grace
4th	at Pittsburg State	8 plays, 86 yards, 3:01	5 yd TD run by Dalton Cowan
2nd	Neb.-Kearney	7 plays, 75 yards, 1:26	3 yd TD run by Dalton Cowan
3rd	Neb.-Kearney	11 plays, 72 yards, 4:52	7 yd TD run by Carlos Grace
3rd	Neb.-Kearney	4 plays, 8 yards, 1:41	1 yd TD run by Dalton Cowan
1st	at Lincoln	6 plays, 28 yards, 2:24	24 yd FG by Clark Schoonover
1st	at Lincoln	7 plays, 82 yards, 1:33	42 yd TD pass from Dalton Cowan to Dexton Swinehart
1st	at Lincoln	13 plays, 61 yards, 4:27	26 yd FG by Clark Schoonover
2nd	at Lincoln	8 plays, 10 yards, 3:00*	33 yd FG by Clark Schoonover
2nd	at Lincoln	7 plays, 68 yards, 2:38	27 yd TD pass from Dalton Cowan to Wil Amos
2nd	at Lincoln	10 plays, 60 yards, 1:24	25 yd FG by Clark Schoonover
3rd	at Lincoln	13 plays, 53 yards, 5:16	1 yd TD run by Carlos Grace
3rd	at Lincoln	6 plays, 69 yards, 2:32	3 yd TD pass from Dalton Cowan to Case Cochran
3rd	at Lincoln	1 play, 14 yards, 0:04*	14 yd TD run by Vinnie Shabazz
4th	at Lincoln	4 plays, 6 yards, 1:55*	25 yd FG by Clark Schoonover
1st	Northwest Missouri	5 plays, 75 yards, 1:11	24 yd TD pass from Dalton Cowan to Cole Schumacher
1st	Northwest Missouri	4 plays, -4 yards, 1:50*	34 yd FG by Clark Schoonover
2nd	Northwest Missouri	14 plays, 73 yards, 4:50	3 yd TD run by Carlos Grace
3rd	Northwest Missouri	11 plays, 75 yards, 4:00	16 yd TD pass from Dalton Cowan to JT Mackey
3rd	at Fort Hays State	12 plays, 68 yards, 5:17	24 yd FG by Clark Schoonover

22 of Emporia State's 30 scoring drives have taken three minutes or less


2019 Opponents Scoring Drives - 28 (0 special teams/2 defensive scores)

Qtr.	Opponent	Drive	Scoring Play
4th	Northeastern State	7 plays, 80 yards, 2:37	8 yd TD run by Isaiah Davis
4th	Northeastern State	3 plays, 21 yards, 0:47*	14 yd TD pass from Jake Pruitt to Mark Wheeland
2nd	at Pittsburg State	9 plays, 42 yards, 4:17	47 yd FG by Jared Vincent
2nd	at Pittsburg State	14 plays, 79 yards, 3:58	1 yd TD run by Tucker Horak
2nd	at Pittsburg State	5 plays, 37 yards, 0:24	30 yd FG by Jared Vincent
3rd	at Pittsburg State	7 plays, 48 yards, 2:54	24 yd FG by Jared Vincent
3rd	at Pittsburg State	2 plays, 4 yards, 0:46*	1 yd TD run by Tucker Horak
4th	at Pittsburg State	6 plays, 64 yards, 1:26	2 yd TD run by Tyler Adkins
4th	at Pittsburg State	8 plays, 80 yards, 2:53	4 yd TD run by Tyler Adkins
4th	at Pittsburg State	4 plays, 5 yards, 1:40*	35 yd FG by Jared Vincent
1st	Neb.-Kearney	10 plays, 77 yards, 4:39	1 yd TD run by TJ Davis
2nd	Neb.-Kearney	7 plays, 51 yards, 2:52	24 yd FG by Junior Gonzalez
2nd	Neb.-Kearney	4 plays, 36 yards, 1:30	1 yd TD run by Alex McGinnis
3rd	Neb.-Kearney	5 plays, 38 yards, 2:36*	1 yd TD run by TJ Davis
4th	Neb.-Kearney	7 plays, 80 yards, 3:18	4 yd TD run by David Goodwin
1st	at Lincoln	8 plays, 75 yards, 3:18	35 yd TD pass from Chancellor Johnson to Dre'Shon Alston
1st	Northwest Missouri	14 plays, 31 yards, 5:17	35 yd FG by Parker Sampson
2nd	Northwest Missouri	13 plays, 89 yards, 5:57	2 yd TD run by Mike Hohensee
3rd	Northwest Missouri	2 plays, 64 yards, 0:46	57 yd TD pass from Braden Wright to Imoni Donadelle
3rd	Northwest Missouri	4 plays, 12 yards, 1:14*	3 yd TD pass from Mike Hohensee to Marqus Andrews
3rd	Northwest Missouri	7 plays, 11 yards, 2:06	53 yd FG by Parker Sampson
3rd	Northwest Missouri	5 plays, 24 yards, 1:20	41 yd FG by Parker Sampson
4th	Northwest Missouri	9 plays, 41 yards, 4:16	27 yd FG by Parker Sampson
1st	at Fort Hays State	6 plays, 77 yards, 2:09	34 yd FG by Dante Brown
2nd	at Fort Hays State	10 plays, 52 yards, 4:00	31 yd FG by Dante Brown
2nd	at Fort Hays State	4 plays, 62 yards, 1:36	23 yd TD pass from Chance Fuller to DJ Hickman
2nd	at Fort Hays State	9 plays, 49 yards, 4:17	42 yd FG by Dante Brown
3rd	at Fort Hays State	9 plays, 61 yards, 3:19	21 yd FG by Dante Brown

Seven of ESU's opponents last eight scoring drives have ended with field goals.

14 of ESU's opponents 28 scoring drives have covered less than 50 yards.

*Following turnover



**EMPORIA STATE'S
15 LONGEST OFFENSIVE PLAYS of 2018**

1. 74 yards*	Pass	Dalton Cowan to Dexton Swinehart	Northeastern State
2. 71 yards*	Run	Carlos Grace	at Pittsburg State
3. 47 yards*	Pass	Dalton Cowan to Corey Thomas	Northeastern State
4. 42 yards*	Pass	Dalton Cowan to Dexton Swinehart	at Lincoln
5. 36 yards	Pass	Dalton Cowan to Wil Amos	Neb.-Kearney
6. 35 yards	Pass	Dalton Cowan to Cole Schumacher	at Pittsburg State
7. 32 yards*	Pass	Dalton Cowan to Cole Schumacher	Northeastern State
8. 31 yards	Pass	Dalton Cowan to Wil Amos	Northwest Missouri
9. 30 yards	Run	Travon Jones	at Lincoln
9. 30 yards	Pass	Dalton Cowan to Andre Thomas-Cobb	at Pittsburg State
11. 27 yards*	Pass	Dalton Cowan to Wil Amos	at Lincoln
12. 26 yards	Pass	Dalton Cowan to Wil Amos	at Fort Hays State
12. 26 yards	Run	Dalton Cowan	Neb.-Kearney
13. 25 yards	Run	Dalton Cowan	Northeastern State
15. 24 yards*	Pass	Calton Cowan to Cole Schumacher	Northwest Missouri
15. 24 yards	Pass	Dalton Cowan to Travon Jones	at Lincoln


*=Touchdown

The Hornets have had nine different players catch a pass for at least ten yards and seven different players with a rush of at least ten yards.


**EMPORIA STATE'S OPPONENTS
15 LONGEST OFFENSIVE PLAYS of 2018**

1. 57 yards	Pass*	Braden Wright to Imoni Donadelle	Northwest Missouri
2. 46 yards	Run	David Goodwin	Neb.-Kearney
3. 45 yards	Run	TJ Davis	Neb.-Kearney
4. 44 yards	Run	Dayton Sealey	Neb.-Kearney
5. 40 yards	Pass	Chance Fuller to Manny Ramsey	at Fort Hays State
6. 36 yards	Run	Hosea Franklin	at Lincoln
7. 35 yards	Pass*	Chancellor Johnson to Dre'Shon Alston	at Lincoln
8. 34 yards	Run	Charles Tigner	at Fort Hays State
9. 31 yards	Run	Isaiah Strahorn	Northwest Missouri
10. 30 yards	Pass	Mak Sexton to Elijah Harris	at Pittsburg State
10. 30 yards	Pass	Jake Pruitt to Mark Wheeland	Northeastern State
12. 29 yards	Pass	Alex McGinnis to Aub. Marschel-Parker	Neb.-Kearney
13. 28 yards	Pass	Mak Sexton to Lorenzo West	at Pittsburg State
14. 27 yards	Pass	Alex McGinnis to Luke Qunn	Neb.-Kearney
15. 26 yards	Pass	Chance Fuller to Layne Bieberle	at Fort Hays State
15. 26 yards	Pass	LaTroy Harper to Braden Wright	Northwest Missouri

*Touchdown



No.	Player	Pos	HT	WT	CL	Hometown	High School	Previous School
1	Lawson Holbert	DB	6-2	199	Sr.	Leawood, KS	Blue Valley HS	Hutchinson CC
2	Travon Jones	WR	5-10	174	Jr.	Mesquite, TX	First Baptist Academy	
3	Roscoe Gatewood III	DB	5-9	187	Sr.	Midwest City, OK	Midwest City HS	
4	Corey Thomas	WR	5-10	182	R-So.	Topeka, KS	Topeka HS	
5	Dalton Cowan	QB	6-3	204	R-So.	Topeka, KS	Seaman HS	
7	Jordan Wallace	DB	6-3	195	Jr.	Denton, TX	Coffeyville CC	Coffeyville CC
8	Gary Woods II	DB	6-0	191	Sr.	Oklahoma City, OK	Casady Prep School	
10	Braden Gleason	QB	6-0	183	R-Fr.	Muldrow, OK	Muldrow HS	
11	Dom Venegas	DB	6-1	193	Fr.	Mustang, OK	Mustang HS	
12	Wil Amos	WR	6-1	178	R-Fr.	Afton, OK	Afton HS	
13	JT Mackey	WR	6-2	197	Jr.	Ennis, TX	Ennis HS	Kilgore College
14	Jaden McDaniel	DB	6-2	196	Fr.	Oklahoma City, OK	Heritage Hall HS	
15	Pat Briningstool	QB	6-1	215	R-Jr.	Clinton Township, MI	Chippewa Valley HS	
16	Ethan Anderson	QB	6-2	209	R-Jr.	Wichita, KS	Wichita East HS	
17	Juwan Johnson	RB	5-11	197	Jr.	Tulsa, OK	Memorial HS	NEO A&M
18	Trey Morris	DB	6-3	207	R-So.	Cushing, OK	Cushing HS	
19	Gee Stanley	LB	6-2	199	Jr.	Miami, FL	Coral Gables HS	Robert Morris/Coffeyville CC
20	Jawill Aldridge	DB	5-10	187	Sr.	Chicago, IL	Marist HS	Illinois St./Butler CC
21	Kyle Rinck	DB	6-3	196	R-Jr.	Independence, KS	Independence HS	
22	Carlos Grace	RB	5-10	189	Jr.	Crosby, TX	Crosby HS	Blinn JC
23	Jordan Birch	RB	6-2	216	Jr.	Andover, KS	Andover Central HS	Illinois State
24	Montrell Wilson	DB	6-1	165	R-Fr.	Oklahoma City, OK	Millwood HS	
25	Vinnie Shabazz	RB	5-9	206	Jr.	Olathe, KS	Olathe North HS	Butler CC
26	Xavier Hall	DB	6-0	170	R-Fr.	Blue Springs, MO	Blue Springs HS	
27	Blake Wilson	DB	6-0	173	R-Jr.	Mulvane, KS	Mulvane HS	
28	Jaedon Pool	DB	6-2	186	So.	Midwest City, OK	Carl Albert HS	
29	Cole Baird	LB	6-0	200	R-Jr.	Silver Lake, KS	Silver Lake HS	
30	Kelin Gordon	DB	6-0	170	R-So.	Del City, OK	Del City HS	
31	Jace McDown	LB	6-0	222	R-Jr.	Columbus, KS	Columbus HS	
32	Jack Petz	RB	6-0	210	R-Fr.	Lenexa, KS	St. James Academy	
33	Levi Messner	LB	6-0	198	R-Fr.	Jones, OK	Jones HS	
34	Joshua Carrethers	LB	6-1	193	R-So.	Moore, OK	Moore HS	
35	Calvin Boyce	RB	5-8	203	R-Fr.	Prague, OK	Prague HS	
36	Noah Diaz	RB	6-0	205	So.	Sun Prairie, WI	Sun Prairie HS	Ft. Scott CC/Friends
37	Clay Phillips	RB	5-11	185	R-Fr.	Eskridge, KS	Mission Valley HS	
38	Cade Harelson	LB	6-4	219	R-So.	Davenport, OK	Davenport HS	
39	Andre Lewis	DB	6-1	200	R-Jr.	Ottawa, KS	Ottawa HS	Hutchinson CC
40	Sam Dobbins	K	6-0	195	R-So.	Emporia, KS	Emporia HS	
41	Cody Ladson	DB	6-1	205	R-So.	Topeka, KS	Washburn Rural HS	
42	Chance Rodriguez	DB	6-2	200	R-Fr.	Holcomb, KS	Holcomb HS	
43	Dawson Hammes	LB	6-0	211	R-So.	Rossville, KS	Rossville HS	
44	Tyree King	DB	6-1	180	So.	Blue Springs, MO	Blue Springs HS	Northwest Missouri
45	Dan Courtwright	SB	6-1	200	R-So.	Carbondale, KS	Santa Fe Trail HS	
46	Clark Schoonover	K	6-1	199	So.	Andover, KS	Andover Central HS	
47	Billy Ross, JR	RB	5-9	172	Fr.	Oklahoma City, OK	Heritage Hall HS	
48	Cole Schumacher	WR	6-1	190	R-So.	Rossville, KS	Rossville HS	
49	Case Cochran	SB	6-1	218	R-Fr.	Cashion, OK	Cashion HS	
51	Jack Barger	LB	6-0	210	R-Fr.	Desoto, KS	Desoto HS	
52	Jordan Griffin	LB	6-2	235	Jr.	St. Louis, MO	Ft. Scott CC	Ft. Scott CC
53	Jarrett Roy	OL	6-3	281	Jr.	Hoyt, KS	Royal Valley HS	Dodge City CC
54	Cody Swanson	DL	6-0	235	Jr.	Americus, KS	Emporia HS	Highland CC
55	David Johnson	LB	6-0	193	R-Fr.	Lawrence, KS	Free State HS	
56	Brett Sage	LB	5-11	203	R-So.	Osage City, KS	Osage City HS	
57	Austin Passemore	LS	6-1	265	Sr.	Tulsa, OK	Union HS	NEO A&M
58	Ross Brungardt	P/K	6-6	209	Fr.	Lawrence, KS	Lawrence HS	
59	Matt Johnson	LB	6-2	228	R-So.	Kansas City, MO	O'Hara HS	



No.	Player	Pos	HT	WT	CL	Hometown	High School	Previous School
60	Derek Hahn	LS	6-0	255	R-Fr.	Lincoln, NE	Lincoln North HS	
61	Marlon McKeithen	OL	6-5	312	Sr.	Kansas City, KS	Wyandotte HS	Ft. Scott CC
62	Will Valentas	OL	6-2	299	Jr.	Andover, KS	Andover HS	Butler CC
63	Stu Habbart	OL	6-4	293	Fr.	Goddard, KS	Eisenhower HS	
64	Hayden Reed	OL	6-4	290	R-So.	Celina, TX	Celina HS	
65	Denton Sanchez	OL	6-3	285	R-So.	Yukon, OK	Yukon HS	
66	Colton Dodd	OL	6-2	317	Fr.	Enid, OK	Enid HS	
67	Aaron Clark	OL	6-5	296	R-Fr.	Great Bend, KS	Great Bend HS	
68	Charlie Suenram	DL	6-2	289	Fr.	Edmond, OK	Memorial HS	
69	Gus Woepfel	OL	6-2	308	R-Fr.	Firth, NE	Norris HS	
70	Maquay Shaw	DL	6-3	298	R-Fr.	Haskell, OK	Haskell HS	
71	Brandon Kane	OL	6-3	290	R-Fr.	Arlington, TX	Arlington Bowie HS	
72	Xavier Cason	OL	6-6	292	So.	Junction City, KS	Junction City HS	
73	Chase Merkey	OL	6-5	314	Fr.	Geary, OK	Geary HS	
74	Miles Wade	OL	6-3	312	R-So.	Olympia Fields, IL	Rich Central HS	
75	Estevan Arana	OL	6-5	282	Sr.	Enid, OK	Enid HS	
76	Austin Unterreiner	OL	6-4	281	Sr.	O'Fallon, MO	Francis Howell HS	
77	Dante Smith-Posey	OL	6-3	278	Fr.	Lenexa, KS	Shawnee Mission West HS	
78	Stephen Williams	OL	6-7	275	Sr.	St. Louis, MO	Clayton HS	
79	Tyler Banta	OL	6-4	322	R-Jr.	Oklahoma City, OK	Carl Albert HS	
80	Grant Shell	WR	6-3	180	Sr.	Burlington, KS	Burlington HS	Fresno State
81	Dexton Swinehart	WR	5-10	156	R-Fr.	Lyndon, KS	Lyndon HS	
82	Sam Pascuzzi	SB	6-3	232	R-Fr.	Overland Park, KS	Blue Valley West HS	
83	Tyler Kahmann	WR	6-3	207	Fr.	Wichita, KS	Campus HS	
84	Kai Lemons	WR	5-10	191	Jr.	Wichita, KS	Hutchinson CC	Hutchinson CC
85	Seth Surface	WR	6-2	195	R-Sr.	Perry, KS	Perry-Lecompton HS	
86	Sean Talley	WR	6-0	184	R-Jr.	Oklahoma City, OK	Del City HS	
87	Jack Schneider	WR	6-1	195	R-Fr.	Marion, KS	Marion HS	
88	Marcellus Edwards	SB	6-3	253	Sr.	Little Rock, Ark.	Decatur Central HS	Ark. Baptist
89	Zach Cahill	SB	6-1	228	R-Jr.	Olathe, KS	Olathe East HS	
90	Parker Bass	DL	6-2	251	Sr.	Emporia, KS	Emporia HS	
91	Jordan Williams	DL	6-1	275	R-Fr.	St. Louis, MO	Hazelwood East HS	
92	Jahmek Murphy	DL	6-2	255	Sr.	Staten Island, NY	Tottenville HS	ASA College
93	Marek Thompson	DL	6-4	290	R-Jr.	Osceola, MO	Osceola HS	
94	Anthony Burton	DL	6-3	245	R-So.	Olympia Fields, IL	Rich Central HS	
95	Tre'Vaun Ammons	DL	6-4	250	Sr.	Omaha, NE	Omaha North HS	
96	Hawkens Taylor	DL	6-2	247	R-So.	Flower Mound, TX	Marcus HS	
97	Joseph Stout	DL	6-3	251	R-Fr.	Cottonwood Falls, KS	Chase County HS	
98	Jackson Maase	DL	6-3	266	R-Sr.	Overland Park, KS	Blue Valley HS	
99	Dyllan Haworth	DL	6-1	307	R-Jr.	Weatherford, OK	Weatherford HS	


HEAD COACH: Garin Higgins

DEFENSIVE COACHES: **Bryan Nardo** – Defensive Coordinator/Linebackers; **Mike LoPorto** – Co-Defensive Coordinator/Defensive Line; **Nathan Linsey** – Special Teams Coordinator/Assistant Head Coach/Defensive Backs; **Lee Pronschinske** – Defensive GA / Safeties; **Ethan Sharp** – Defensive Quality Control / Linebackers

OFFENSIVE COACHES: **Tony Koehling** – Co-Offensive Coordinator - Run Game/Offensive Tackles & S-Backs; **Cayden Cochran** – Co-Offensive Coordinator – Pass Game/Wide Receivers/Recruiting Coordinator, **Danny Goodman** – Strength & Conditioning Coach/Centers & Guards; **Tyler Harris** – Offensive GA / Outside Wide Receivers; **Greg Mitchell** – Offensive GA/Running Backs; **Evan Porter** – Offensive Quality Control/Quarterbacks; **Jermaine Lopez** – Special Teams Quality Control / Offensive Line

Matt Buhler – Director of Off Campus Recruiting / Special Teams

Nick Sloop – Assistant Equipment Manager



DEFENSIVE COACHES:

Bryan Nardo

Defensive Coordinator/Linebackers; 8th season

Since joining the program in 2012, Nardo has worked with a Hornet defense that has forced 186 takeaways and helped Emporia State to six winning seasons over those seven years. He has mentored 17 All-MIAA Linebackers, with six breaking the 100 tackle mark. He was selected to take part in the American Football Coaches Association (AFCA) 2019 35 Under 35 Coaches Leadership Institute.

Before coming to Emporia, Nardo spent a season at Missouri S&T. He was named the Great Lakes Football Conference Assistant Coach of the Year after helping the Miners improve from a 3-8 record in 2010 to 6-5 in 2011.

Nardo was a graduate assistant at Ohio University in Athens, Ohio from 2008-2010. While at Ohio, he coached the nickel backs and outside linebackers. Nardo also served as a Student Coach at Ohio from 2004-08, where he graduated with a bachelor's degree in sport management in 2008. A native of Shadyside, Ohio, he graduated from St. John Central HS.

He is married to the former Emma Gilmore and the couple welcomed their first son, Dominick Paul, in August of 2019.

Mike LoPorto

Co-Defensive Coordinator/Defensive Line; 11th season

He joined the coaching staff as a graduate assistant in 2009, began serving as the defensive line coach in 2010 and became the co-defensive coordinator in 2012. Since then the Hornets have gone 59-25 with three ten win seasons. During that same time the Hornets made five post season appearances; two bowl victories, first home NCAA Division II playoff win and a NCAA Division II National Quarterfinal appearance.

Since his arrival to the coaching staff, four different defensive linemen finishing in the top four of the MIAA in both sacks and tackles for loss in a season. LoPorto has had two defensive linemen make NFL Training Camp rosters. He joined the coaching staff after playing with the Hornets for three seasons. LoPorto played in 25 games from the linebacker position during an injury plagued career for Emporia State.

A 2004 graduate of Blue Springs South HS he earned first-team All-State All-Suburban Big 8 Conference honors as a senior.

He and his wife Kim have two daughters - Kaelynn and Makayla.

Nathan Linsey

Special Teams Coordinator/Assistant Head Coach/Defensive Backs; 9th season

He spent two years as a graduate assistant helping with the defensive line and Nickels before being hired full time in 2012 to coach the secondary. In 2014, he added the Special Teams Coordinator title and was named assistant head coach this season.

Since taking over the secondary in 2012 and special teams in 2014, seven different defensive backs have earned All-MIAA Honors, and he has coached an All American Punter and Kicker. In 2016, the Hornets lead the MIAA in interceptions and finished ninth in Division II. In 2017, Coach Linsey helped guide the punt unit to a 40.89 net punt average, ranking #1 in the nation.

Linsey was named second-team All-MIAA at linebacker for Emporia State as a senior. He finished the year ranked 17th in the MIAA in tackles, sixth in passes defended and ninth in fumble recoveries despite missing the final three games with a knee injury.

Linsey earned his Bachelors and Master's Degrees from Emporia State.

OFFENSIVE COACHES:

Tony Koehling

Co-Offensive Coordinator - Run Game/Offensive Tackles/S-Backs; 5th season

Since joining the Emporia State Coaching Staff, the Hornets have had three trips to the post-season with two NCAA playoff appearances.

Prior to joining the Emporia State, Koehling spent three seasons on Staff at Ohio University. He worked with the offensive line, linebackers and special teams during his time with the Bobcats.

He spent one year at Covington Catholic HS in Kentucky, working primarily with the freshman offensive line.

Koehling played on the offensive line at Thomas More College (TMC). While at TMC, the Saints went to the NCAA Division III playoffs following an undefeated regular season and conference championship in 2009.

He earned his bachelor's and master's degrees from Ohio University.

Koehling was a participant in the 2015 Future Football Coaches Academy hosted by the NCAA and AFCA. He is a native of Cincinnati, Ohio and a graduate of Roger Bacon HS. Koehling and his wife, Andrea, currently reside in Emporia.

Cayden Cochran

Co-Offensive Coordinator-Pass Game/Receivers/Recruiting Coordinator; 3rd season

In his first season back with the Hornets in 2018, Emporia State ranked second in the MIAA in total offense and were third in the league in passing yardage.

Cochran spent three seasons at NCAA Division II West Georgia before returning to Emporia State. The Wolves were 28-10 during his three years with two trips to the NCAA Division II Playoffs.

In his first coaching stint at Emporia State in 2014 he coached the wide receivers and had a pair of All-MIAA players.

Cochran was the starting quarterback at Valdosta State where he led the Blazers to the NCAA Division II national title as a junior in 2012. Cochran played his freshman season at Coffeyville CC and spent one year at Oklahoma University before transferring to Valdosta State. He was a three-year letter winner and two year starter for the Blazers.

A native of Cashion, Okla., Cochran is a 2013 graduate of Valdosta State. Cochran's wife, the former Samantha Posey, was a national champion softball player during her career at Valdosta State. The couple has two daughters, Posey Rhea and Brady Lyn.

Danny Goodman

Strength & Conditioning Coach/Centers & Guards; 3rd season

He returns to Emporia State after spending two seasons as a defensive quality control assistant for NCAA FCS Champion North Dakota State. In his time working with North Dakota State Goodman was part of two national champion teams, including an undefeated 2018 Bison team.

Goodman began his coaching career as a graduate assistant at Emporia State, where he coached the tight ends. He was on the staff in 2015 when ESU advanced to the Super Region 3 championship game and the school's first ever Division II home playoff game in 2016.

Prior to joining the coaching staff, Goodman played center for Emporia State, earning All-MIAA honors in both his junior and senior seasons for the Hornets. Goodman was a first team Class 5A all-state pick and Unanimous first team All-Centennial League performer at Emporia HS.

Goodman earned his bachelor's degree from Emporia State in 2014, and received his master's in 2016. Goodman resides in Emporia with his wife Rachel and the couple has one son, Marshall.

Graduate and Student Assistants

Lee Pronschinske – Defensive GA / Safeties;

Tyler Harris – Offensive GA / Outside Wide Receivers;

Greg Mitchell – Offensive GA/Running Backs;

Matt Buhler – Director of Off Campus Recruiting / Defensive Line;

Evan Porter – Offensive Quality Control/Quarterbacks;

Ethan Sharp – Defensive Quality Control / Linebackers;

Jermaine Lopez – Special Teams Quality Control / Offensive Line;

Nick Sloop – Assistant Equipment Manager



EMPORIA STATE HORNETS

Tentative
as of October 14, 2019



University of Central Missouri
Mules

OFFENSE

LT	78	STEPHEN WILLIAMS	6-7	275	SR/3L
	67	Aaron Clark	6-6	296	FR/RS
LG	79	TYLER BANTA	6-4	322	JR/2L
	74	Miles Wade	6-3	312	SO/SQ
C	64	HAYDEN REED	6-4	290	SO/1L
	53	Jarrett Roy	6-3	281	JR/1L
RG	76	AUSTIN UNTERREINER	6-4	276	SR/3L
	74	Miles Wade	6-3	312	SO/SQ
RT	72	XAVIER CASON	6-6	292	SO/1L
	61	Marlon McKeithen	6-5	312	SR/1L
SB	49	CASE COCHRAN	6-1	218	FR/RS
	88	Marcellus Edwards	6-3	253	SR/1L
WR	12	WIL AMOS	6-1	178	FR/RS
	2	Travon Jones	5-10	174	JR/1L
WR	48	COLE SCHUMACHER	6-1	190	SO/1L
	13	JT Mackey	6-2	197	JR/TR
	85	Seth Surface	6-2	195	SR/2L
WR	81	DEXTON SWINEHART	5-10	156	FR/RS
	84	Kai Lemons	5-10	191	JR/1L
TB or QB	22	CARLOS GRACE	5-10	189	JR/TR
	35	CALVIN BOYCE	5-8	203	FR/RS
	5	DALTON COWAN	6-3	204	SO/1L
	10	Braden Gleason	6-0	183	FR/RS
	15	Patrick Briningstool	6-1	215	JR/1L

DEFENSE

DE	95	TRE'VAUN AMMONS	6-4	250	SR/3L
	91	Jordan Williams	6-1	275	FR/RS
NG	93	MAREK THOMPSON	6-4	290	JR/2L
	98	Jackson Maase	6-3	266	SR/3L
	99	Dyllan Haworth	6-1	307	JR/2L
DE	90	PARKER BASS	6-2	251	SR/3L
	92	Jahmek Murphy	6-2	255	SR/1L
SAM	19	GEE STANLEY	6-2	199	JR/TR
	34	Josh Carrethers	6-1	193	SO/SQ
	56	Brett Sage	5-11	203	SO/SQ
MIKE	31	JACE MCDOWN	6-0	222	JR/2L
	51	Jack Barger	6-0	210	FR/RS
WILL	52	JORDAN GRIFFIN	6-2	235	JR/1L
	43	Dawson Hammes	6-0	211	SO/1L
CB	21	KYLE RINCK	6-3	196	JR/1L
	24	Montrell Wilson	6-1	165	FR/RS
S	7	JORDAN WALLACE	6-3	195	JR/1L
	18	Trey Morris	6-3	207	SO/1L
ROV	8	GARY WOODS II	6-0	191	SR/3L
	41	Cody Ladson	6-1	205	SO/SQ
S	1	LAWSON HOLBERT	6-2	199	SR/1L
	3	Roscoe Gatewood III	5-9	187	SR/2L
CB	28	JAEDON POOL	6-2	186	SO/1L
	30	Kelin Gordon	6-0	170	SO/1L

SPECIAL TEAMS

PK	46	CLARK SCHOONOVER	6-1	199	SO/1L
	40	Sam Dobbins	6-0	195	SO/1L
P	58	ROSS BRUNGHARDT	6-6	209	FR/HS
LS	57	AUSTIN PASSMORE	6-1	265	SR/1L
H	10	BRADEN GLEASON	6-0	183	FR/RS
PR	2	TRAVON JONES	5-10	174	JR/1L
KR	2	TRAVON JONES	5-10	174	JR/1L
	18	Trey Morris	6-3	207	SO/1L

OFFENSE

LT	55	DOMINICK PUNI	6-5	300	SO
	56	Jesse Brookins, Jr.	6-3	280	R-JR
LG	67	DYLAN SCHEIRICH	6-3	280	R-JR
	53	Graham Baucom	6-4	295	R-SO
C	60	JAKE HECKLER	6-4	285	R-JR
	59	Tate Gauchat	6-3	265	R-SO
RG	66	DAN SUNDERMAN	6-4	295	R-FR
	51	Ty Reynolds	6-4	285	R-FR
RT	71	KYLE LINVILLE	6-5	300	R-FR
	70	John Ames	6-5	270	R-SO
QB	2	BROOK BOLLES	6-3	205	R-SR
	4	Kyle Bradley	6-4	215	R-JR
RB	1	DEVANTE TURNER	5-9	185	R-JR
	26	Koby Wilkerson	6-0	190	R-JR
Z	8	SHAE WYATT	6-0	190	R-SO
	83	Jalen Marsalis	6-1	185	R-SR
X	15	CAMERON SAUNDERS	6-2	190	R-JR
	5	Ryan Flourney	6-2	185	R-FR
H	17	DREW SLAGER	5-10	195	R-JR
	13	Trevor Twehous	6-1	185	R-FR
TE	30	ZACH DAVIDSON	6-7	245	R-JR
	88	John Rolls	6-5	250	SR

DEFENSE

END	11	UBONG UDOM	6-3	265	R-JR
	49	Anthony Brown	6-3	280	JR
STUD	65	JACOB WIGGINS	6-3	270	R-SO
	45	Javon Kirk	6-1	255	SO
NOSE	91	ZACH ASCHEMANN	6-4	275	R-SO
	92	Dante Cleveland	6-4	290	R-JR
OLB	42	DEVEN SMITH	6-1	230	JR
	22	Carter Nicoli	6-2	225	R-SO
ILB	40	JOHN EMBREY	6-1	230	R-JR
	6	Marques Cooper	5-11	200	R-JR
ILB	21	KOLESEN CRANE	6-0	210	SR
	39	Tommy Carter	6-1	215	R-SO
OLB	31	AZAI AH BELLO	6-2	220	SO
	22	Carter Nicoli	6-2	225	R-SO
RCB	9	AUNDRA GILBERT	5-11	180	R-JR
	24	Josh Terry	6-1	190	R-JR
FS	29	CODIE BELL	5-10	185	R-JR
	23	Caleb Hentges	5-11	180	R-SO
SS	3	DYLAN PRICE	6-0	190	R-SO
	33	Keshawn Howell	5-11	190	R-FR
LCB	18	JORDAN PRINGLE	5-10	165	SO
	7	Franklin Hunt	5-10	180	R-SO

SPECIAL TEAMS

K	98	CHRIS DIDDLE	6-0	200	R-SO
	41	Sam Knowlton	5-11	210	R-FR
P	30	ZACH DAVIDSON	6-7	245	R-JR
LS	47	TRACE STATON	6-1	210	SO
H	2	BROOK BOLLES	6-3	205	R-SR
	83	Jalen Marsalis	6-1	185	R-FR
PR	1	DEVANTE TURNER	5-9	185	R-JR
	26	Koby Wilkerson	6-0	190	R-JR
KOR	1	DEVANTE TURNER	5-9	185	R-JR
	26	KOBY WILKERSON	6-0	190	R-JR

Emporia State Football

Emporia State Combined Team Statistics (as of Oct 16, 2019)

All games

Date	Opponent	Score	Att.
* Sep 05, 2019	NORTHEASTERN STATE	W 51-14	4861
* Sep 14, 2019	at #23 Pittsburg State	L 23-47	8597
* Sep 21, 2019	NEB.-KEARNEY	L 21-31	4087
* Sep 28, 2019	at Lincoln (MO)	W 50-7	3108
* Oct 05, 2019	#7 NORTHWEST MO. ST.	L 23-34	4098
* Oct 12, 2019	at Fort Hays State	L 3-19	6735

Record:	Overall	Home	Away	Neutral
All games	2-4	1-2	1-2	0-0
Conference	2-4	1-2	1-2	0-0
Non-Conference	0-0	0-0	0-0	0-0

Rushing	gp	att	gain	loss	net	avg	td	lg	avg/g
Grace, Carlos	6	81	387	24	363	4.5	5	71	60.5
Cowan, Dalton	6	72	299	104	195	2.7	3	26	32.5
Boyce, Calvin	6	30	125	10	115	3.8	1	18	19.2
Diaz, Noah	4	12	77	5	72	6.0	0	17	18.0
Callins, Kai	2	11	44	7	37	3.4	0	8	18.5
Shabazz, Vinnie	3	7	36	0	36	5.1	1	14	12.0
Jones, Travon	6	2	33	0	33	16.5	0	30	5.5
Petz, Jack	4	7	28	2	26	3.7	0	9	6.5
Gleason, Braden	4	7	28	5	23	3.3	0	12	5.8
Birch, Jordan	2	7	21	0	21	3.0	0	8	10.5
Amos, Wil	4	2	14	0	14	7.0	0	8	3.5
Total	6	241	1092	167	925	3.8	10	71	154.2
Opponents	6	265	1182	136	1046	3.9	10	46	174.3

Team Statistics	ESU	OPP
FIRST DOWNS	119	96
Rushing	46	49
Passing	60	37
Penalty	13	10
RUSHING YARDAGE	925	1046
Rushing Attempts	241	265
Average Per Rush	3.8	3.9
Average Per Game	154.2	174.3
TDs Rushing	10	10
PASSING YARDAGE	1251	860
Comp-Att-Int	121-208-5	76-140-7
Average Per Pass	6.0	6.1
Average Per Catch	10.3	11.3
Average Per Game	208.5	143.3
TDs Passing	10	5
TOTAL OFFENSE	2176	1906
Average Per Play	4.8	4.7
Average Per Game	362.7	317.7
KICK RETURNS: #-Yards	14-290	24-401
PUNT RETURNS: #-Yards	4-98	8-87
INT RETURNS: #-Yards	7-20	5-101
FUMBLES-LOST	6-3	9-5
PENALTIES-Yards	40-380	36-334
PUNTS-AVG	35-39.3	38-41.0
TIME OF POSSESSION/Game	29:16	30:43
3RD-DOWN Conversions	31/91	22/88
4TH-DOWN Conversions	3/9	5/10

Passing	gp	effic	comp-att-int	pct	yds	td	lg	avg/g
Cowan, Dalton	6	120.36	116-199-4	58.3	1212	9	74	202.0
Gleason, Braden	4	106.40	5-9-1	55.6	39	1	10	9.8
Total	6	119.75	121-208-5	58.2	1251	10	74	208.5
Opponents	6	107.67	76-140-7	54.3	860	5	57	143.3

Interceptions	no.	yds	avg	td	lg
Holbert, Lawson	2	0	0.0	0	0
Morris, Trey	1	0	0.0	0	0
McDown, Jace	1	0	0.0	0	0
Gordon, Kelin	1	0	0.0	0	0
Woods II, Gary	1	22	22.0	0	22
Stanley, Gee	1	-2	-2.0	0	0

Receiving	gp	no.	yds	avg	td	lg	avg/g
Amos, Wil	4	23	274	11.9	1	36	68.5
Schumacher, Cole	6	21	235	11.2	2	35	39.2
Swinehart, Dexton	6	20	290	14.5	2	74	48.3
Thomas, Corey	3	11	126	11.5	1	47	42.0
Jones, Travon	6	7	78	11.1	0	24	13.0
Mackey, JT	6	7	57	8.1	2	16	9.5
Grace, Carlos	6	7	37	5.3	0	14	6.2
Boyce, Calvin	6	7	23	3.3	0	9	3.8
Thomas-Cobb-Andre	4	4	38	9.5	0	30	9.5
Shell, Grant	3	3	29	9.7	0	13	9.7
Edwards, Marcellus	5	3	26	8.7	0	13	5.2
Surface, Seth	5	3	20	6.7	1	9	4.0
Lemons, Kai	3	1	10	10.0	0	10	3.3
Callins, Kai	2	1	5	5.0	0	5	2.5
Cochran, Case	5	1	3	3.0	1	3	0.6
Total	6	121	1251	10.3	10	74	208.5
Opponents	6	76	860	11.3	5	57	143.3

Punting	no.	yds	avg	lg	tb	fc	i20	50+	blk
Brungardt, Ross	35	1374	39.3	67	1	12	9	7	0

Field Goals	fg	pct	01-19	20-29	30-39	40-49	50-99	lg	blk
Schoonover, Clark	10-13	76.9	0-0	7-8	3-4	0-1	0-0	34	0

Punt Returns	no.	yds	avg	td	lg
Jones, Travon	3	85	28.3	0	74
Callins, Kai	1	13	13.0	0	13
Total	4	98	24.5	0	74
Opponents	8	87	10.9	0	38

Scoring	td	fg	kick	PAT			dxp	saf	pts
				rush	rcv	pass			
Schoonover, Clark	-	10-13	15-17	-	-	-	-	-	45
Grace, Carlos	5	-	-	-	-	-	-	-	30
Cowan, Dalton	3	-	-	-	-	3-3	-	-	18
Swinehart, Dexton	2	-	-	-	1	-	-	-	14
Schumacher, Cole	2	-	-	-	-	-	-	-	12
Mackey, JT	2	-	-	-	-	-	-	-	12
Surface, Seth	1	-	-	-	-	-	-	-	6
Cochran, Case	1	-	-	-	-	-	-	-	6
Boyce, Calvin	1	-	-	-	-	-	-	-	6
Shabazz, Vinnie	1	-	-	-	-	-	-	-	6
Thomas, Corey	1	-	-	-	-	-	-	-	6
Amos, Wil	1	-	-	-	-	-	-	-	6
Thomas-Cobb-Andre	-	-	-	-	2	-	-	-	4
Total	20	10-13	15-17	-	3	3-3	-	-	171
Opponents	16	13-13	15-16	-	-	-	-	1	152

Kick Returns	no.	yds	avg	td	lg
Jones, Travon	10	234	23.4	0	58
Morris, Trey	2	33	16.5	0	26
Petz, Jack	1	10	10.0	0	10
Grace, Carlos	1	13	13.0	0	13
Total	14	290	20.7	0	58
Opponents	24	401	16.7	0	33

Score by Quarters	1st	2nd	3rd	4th	OT	Total
Emporia State	50	36	67	18	0	171
Opponents	22	43	39	48	0	152

All Purpose	g	rush	rcv	pr	kr	ir	total	avg/g
Jones, Travon	6	33	78	85	234	0	430	71.7
Grace, Carlos	6	363	37	0	13	0	413	68.8
Swinehart, Dexto	6	0	290	0	0	0	290	48.3
Amos, Wil	4	14	274	0	0	0	288	72.0
Schumacher, Col	6	0	235	0	0	0	235	39.2
Total	6	925	1251	98	290	20	2584	430.7
Opponents	6	1046	860	87	401	101	2495	415.8

Total Offense	g	plays	rush	pass	total	avg/g
Cowan, Dalton	6	271	195	1212	1407	234.5
Grace, Carlos	6	81	363	0	363	60.5
Boyce, Calvin	6	30	115	0	115	19.2
Diaz, Noah	4	12	72	0	72	18.0
Gleason, Braden	4	16	23	39	62	15.5
Total	6	449	925	1251	2176	362.7
Opponents	6	405	1046	860	1906	317.7

#	Defensive Leaders	gp	Tackles				tfl/yds	Sacks no-yds	Pass defense			Fumbles		blkd kick	saf
			ua	a	tot				int-yds	brup	qbh	rcv-yds	ff		
31	McDown, Jace	6	33	24	57	3.5-8	.	1-0	
8	Woods II, Gary	6	21	16	37	1.5-3	.	1-22	
43	Hammes, Dawson	6	24	13	37	3.5-12	2.5-10	.	.	.	2	.	.	.	
1	Holbert, Lawson	6	17	12	29	0.5-1	.	2-0	4	.	.	1-0	.	.	
19	Stanley, Gee	6	16	12	28	5.5-25	2.0-10	1--2	1	1	
	Total	6	264	142	406	39-110	6-29	7-20	17	10	5	5-0	4	.	
	Opponents	6	279	104	383	41-159	19-102	5-101	26	5	3	3-0	5	1	

Emporia State Football
Emporia State Overall Team Statistics (as of Oct 16, 2019)
All games

Team Statistics	ESU	OPP
SCORING	171	152
Points Per Game	28.5	25.3
Points Off Turnovers	37	37
FIRST DOWNS	119	96
Rushing	46	49
Passing	60	37
Penalty	13	10
RUSHING YARDAGE	925	1046
Yards gained rushing	1092	1182
Yards lost rushing	167	136
Rushing Attempts	241	265
Average Per Rush	3.8	3.9
Average Per Game	154.2	174.3
TDs Rushing	10	10
PASSING YARDAGE	1251	860
Comp-Att-Int	121-208-5	76-140-7
Average Per Pass	6.0	6.1
Average Per Catch	10.3	11.3
Average Per Game	208.5	143.3
TDs Passing	10	5
TOTAL OFFENSE	2176	1906
Total Plays	449	405
Average Per Play	4.8	4.7
Average Per Game	362.7	317.7
KICK RETURNS: #-Yards	14-290	24-401
PUNT RETURNS: #-Yards	4-98	8-87
INT RETURNS: #-Yards	7-20	5-101
KICK RETURN AVERAGE	20.7	16.7
PUNT RETURN AVERAGE	24.5	10.9
INT RETURN AVERAGE	2.9	20.2
FUMBLES-LOST	6-3	9-5
PENALTIES-Yards	40-380	36-334
Average Per Game	63.3	55.7
PUNTS-Yards	35-1374	38-1557
Average Per Punt	39.3	41.0
Net punt average	36.2	37.9
KICKOFFS-Yards	36-1928	35-1902
Average Per Kick	53.6	54.3
Net kick average	38.9	39.6
TIME OF POSSESSION/Game	29:16	30:43
3RD-DOWN Conversions	31/91	22/88
3rd-Down Pct	34%	25%
4TH-DOWN Conversions	3/9	5/10
4th-Down Pct	33%	50%
SACKS BY-Yards	6-29	19-102
MISC YARDS	0	0
TOUCHDOWNS SCORED	20	16
FIELD GOALS-ATTEMPTS	10-13	13-13
ON-SIDE KICKS	0-0	0-0
RED-ZONE SCORES	(23-25) 92%	(21-24) 88%
RED-ZONE TOUCHDOWNS	(13-25) 52%	(12-24) 50%
PAT-ATTEMPTS	(15-17) 88%	(15-16) 94%
ATTENDANCE	13046	18440
Games/Avg Per Game	3/4349	3/6147
Neutral Site Games		0/0

Score by Quarters	1st	2nd	3rd	4th	OT	Total
Emporia State	50	36	67	18	0	171
Opponents	22	43	39	48	0	152

Emporia State Football
Emporia State Overall Individual Statistics (as of Oct 16, 2019)
All games

Rushing	gp	att	gain	loss	net	avg	td	lg	avg/g
Grace,Carlos	6	81	387	24	363	4.5	5	71	60.5
Cowan,Dalton	6	72	299	104	195	2.7	3	26	32.5
Boyce,Calvin	6	30	125	10	115	3.8	1	18	19.2
Diaz,Noah	4	12	77	5	72	6.0	0	17	18.0
x-Callins,Kai	2	11	44	7	37	3.4	0	8	18.5
Shabazz,Vinnie	3	7	36	0	36	5.1	1	14	12.0
Jones,Travon	6	2	33	0	33	16.5	0	30	5.5
Petz,Jack	4	7	28	2	26	3.7	0	9	6.5
Gleason,Braden	4	7	28	5	23	3.3	0	12	5.8
Birch,Jordan	2	7	21	0	21	3.0	0	8	10.5
Amos,Wil	4	2	14	0	14	7.0	0	8	3.5
TEAM	4	3	0	10	-10	-3.3	0	0	-2.5
Total	6	241	1092	167	925	3.8	10	71	154.2
Opponents	6	265	1182	136	1046	3.9	10	46	174.3

Passing	gp	effic	comp-att-int	pct	yds	td	lg	avg/g
Cowan,Dalton	6	120.36	116-199-4	58.3	1212	9	74	202.0
Gleason,Braden	4	106.40	5-9-1	55.6	39	1	10	9.8
Total	6	119.75	121-208-5	58.2	1251	10	74	208.5
Opponents	6	107.67	76-140-7	54.3	860	5	57	143.3

Receiving	gp	no.	yds	avg	td	lg	avg/g
Amos,Wil	4	23	274	11.9	1	36	68.5
Schumacher,Cole	6	21	235	11.2	2	35	39.2
Swinehart,Dexton	6	20	290	14.5	2	74	48.3
Thomas,Corey	3	11	126	11.5	1	47	42.0
Jones,Travon	6	7	78	11.1	0	24	13.0
Mackey,JT	6	7	57	8.1	2	16	9.5
Grace,Carlos	6	7	37	5.3	0	14	6.2
Boyce,Calvin	6	7	23	3.3	0	9	3.8
x-Thomas-Cobb-Andre	4	4	38	9.5	0	30	9.5
Shell,Grant	3	3	29	9.7	0	13	9.7
Edwards,Marcellus	5	3	26	8.7	0	13	5.2
Surface,Seth	5	3	20	6.7	1	9	4.0
Lemons,Kai	3	1	10	10.0	0	10	3.3
x-Callins,Kai	2	1	5	5.0	0	5	2.5
Petz,Jack	4	1	3	3.0	0	3	0.8
Cochran,Case	5	1	3	3.0	1	3	0.6
Diaz,Noah	4	1	-3	-3.0	0	0	-0.8
Total	6	121	1251	10.3	10	74	208.5
Opponents	6	76	860	11.3	5	57	143.3

Punt Returns	no.	yds	avg	td	lg
Jones,Travon	3	85	28.3	0	74
x-Callins,Kai	1	13	13.0	0	13
Total	4	98	24.5	0	74
Opponents	8	87	10.9	0	38

Interceptions	no.	yds	avg	td	lg
Holbert,Lawson	2	0	0.0	0	0
McDown,Jace	1	0	0.0	0	0
Gordon,Kelin	1	0	0.0	0	0
Morris,Trey	1	0	0.0	0	0
Woods II,Gary	1	22	22.0	0	22
Stanley,Gee	1	-2	-2.0	0	0
Total	7	20	2.9	0	22
Opponents	5	101	20.2	1	45

Kick Returns	no.	yds	avg	td	lg
Jones,Travon	10	234	23.4	0	58
Morris,Trey	2	33	16.5	0	26
Grace,Carlos	1	13	13.0	0	13
Petz,Jack	1	10	10.0	0	10
Total	14	290	20.7	0	58
Opponents	24	401	16.7	0	33

Fumble Returns	no.	yds	avg	td	lg
Total	0	0	0.0	0	0
Opponents	0	0	0.0	0	0

Emporia State Overall Individual Statistics (as of Oct 16, 2019)

All games

Scoring	td	fg	PAT				dxp	saf	pts
			kick	rush	rcv	pass			
Schoonover, Clark	-	10-13	15-17	-	-	-	-	45	
Grace, Carlos	5	-	-	-	-	-	-	30	
Cowan, Dalton	3	-	-	-	3-3	-	-	18	
Swinehart, Dexton	2	-	-	-	1	-	-	14	
Schumacher, Cole	2	-	-	-	-	-	-	12	
Mackey, JT	2	-	-	-	-	-	-	12	
Amos, Wil	1	-	-	-	-	-	-	6	
Thomas, Corey	1	-	-	-	-	-	-	6	
Surface, Seth	1	-	-	-	-	-	-	6	
Boyce, Calvin	1	-	-	-	-	-	-	6	
Cochran, Case	1	-	-	-	-	-	-	6	
Shabazz, Vinnie	1	-	-	-	-	-	-	6	
x-Thomas-Cobb-Andre	-	-	-	-	2	-	-	4	
Total	20	10-13	15-17	-	3	3-3	-	171	
Opponents	16	13-13	15-16	-	-	-	-	152	

Total Offense	g	plays	rush	pass	total	avg/g
Cowan, Dalton	6	271	195	1212	1407	234.5
Grace, Carlos	6	81	363	0	363	60.5
Boyce, Calvin	6	30	115	0	115	19.2
Diaz, Noah	4	12	72	0	72	18.0
Gleason, Braden	4	16	23	39	62	15.5
x-Callins, Kai	2	11	37	0	37	18.5
Shabazz, Vinnie	3	7	36	0	36	12.0
Jones, Travon	6	2	33	0	33	5.5
Petz, Jack	4	7	26	0	26	6.5
Birch, Jordan	2	7	21	0	21	10.5
Amos, Wil	4	2	14	0	14	3.5
TEAM	4	3	-10	0	-10	-2.5
Total	6	449	925	1251	2176	362.7
Opponents	6	405	1046	860	1906	317.7

Field Goals	fg	pct.	01-19	20-29	30-39	40-49	50-99	lg	blk
Schoonover, Clark	10-13	76.9	0-0	7-8	3-4	0-1	0-0	34	0
FG Sequence	Emporia State								
Northeastern State	(34),(22),(27)								
Pittsburg State	40,30				(47),(30),(24),(35)				
Neb.-Kearney	-				(24)				
Lincoln (MO)	(24),(26),(33),(25),(25)				-				
Northwest Mo. St.	(34)				(35),(53),(41),(27)				
Fort Hays State	(24),29				(34),(31),(42),(21)				

Punting	no.	yds	avg	lg	tb	fc	i20	50+	blk
Brungardt, Ross	35	1374	39.3	67	1	12	9	7	0
Total	35	1374	39.3	67	1	12	9	7	0
Opponents	38	1557	41.0	64	1	12	14	6	0

Kickoffs	no.	yds	avg	tb	ob	retn	net	ydln
Dobbins, Sam	20	1088	54.4	5	4			
Schoonover, Clark	16	840	52.5	0	1			
Total	36	1928	53.6	5	5	16.7	38.9	26
Opponents	35	1902	54.3	9	3	20.7	39.6	25

Numbers in (parentheses) indicate field goal was made.

All Purpose	g	rush	rcv	pr	kr	ir	total	avg/g
Jones, Travon	6	33	78	85	234	0	430	71.7
Grace, Carlos	6	363	37	0	13	0	413	68.8
Swinehart, Dexto	6	0	290	0	0	0	290	48.3
Amos, Wil	4	14	274	0	0	0	288	72.0
Schumacher, Col	6	0	235	0	0	0	235	39.2
Cowan, Dalton	6	195	0	0	0	0	195	32.5
Boyce, Calvin	6	115	23	0	0	0	138	23.0
Thomas, Corey	3	0	126	0	0	0	126	42.0
Diaz, Noah	4	72	-3	0	0	0	69	17.2
Mackey, JT	6	0	57	0	0	0	57	9.5
x-Callins, Kai	2	37	5	13	0	0	55	27.5
Petz, Jack	4	26	3	0	10	0	39	9.8
x-Thomas-Cobb-	4	0	38	0	0	0	38	9.5
Shabazz, Vinnie	3	36	0	0	0	0	36	12.0
Morris, Trey	6	0	0	0	33	0	33	5.5
Shell, Grant	3	0	29	0	0	0	29	9.7
Edwards, Marcell	5	0	26	0	0	0	26	5.2
Gleason, Braden	4	23	0	0	0	0	23	5.8
Woods II, Gary	6	0	0	0	0	22	22	3.7
Birch, Jordan	2	21	0	0	0	0	21	10.5
Surface, Seth	5	0	20	0	0	0	20	4.0
Lemons, Kai	3	0	10	0	0	0	10	3.3
Cochran, Case	5	0	3	0	0	0	3	0.6
Stanley, Gee	6	0	0	0	0	-2	-2	-0.3
TEAM	4	-10	0	0	0	0	-10	-2.5
Total	6	925	1251	98	290	20	2584	430.7
Opponents	6	1046	860	87	401	101	2495	415.8

Emporia State Football
Emporia State Overall Defensive Statistics (as of Oct 16, 2019)
All games

#	Defensive Leaders	gp	Tackles			tfl/yds	Sacks	Pass defense			Fumbles	blkd		
			ua	a	tot		no-yds	int-yds	brup	qbh	rcv-yds	ff	kick	saf
31	McDown,Jace	6	33	24	57	3.5-8	.	1-0	1	
8	Woods II,Gary	6	21	16	37	1.5-3	.	1-22	
43	Hammes,Dawson	6	24	13	37	3.5-12	2.5-10	.	.	2	.	.	.	
1	Holbert,Lawson	6	17	12	29	0.5-1	.	2-0	4	.	1-0	.	.	
19	Stanley,Gee	6	16	12	28	5.5-25	2.0-10	1--2	1	1	.	.	.	
90	Bass,Parker	6	12	11	23	4.0-12	.	.	1	3	.	1	.	
28	Pool,Jaedon	6	17	5	22	1.0-1	.	.	2	
93	Thompson,Marek	5	9	6	15	2.5-2	1	.	
38	Harelson,Cade	5	13	2	15	5.0-13	.	.	1	1	2-0	1	.	
52	Griffin,Jordan	6	9	5	14	1.0-3	
95	Ammons,Tre'Vaun	6	6	6	12	1.5-7	0.5-3	.	1	1	.	1	.	
7	Wallace,Jordan	6	9	3	12	3.0-9	.	.	3	
21	Rinck,Kyle	6	8	3	11	.	.	.	2	.	1-0	.	.	
91	Williams,Jordan	6	7	4	11	1.0-6	1.0-6	.	.	1	.	.	.	
3	Gatewood,Roscoe	6	9	2	11	.	.	.	1	
30	Gordon,Kelin	6	9	2	11	.	.	1-0	
18	Morris,Trey	6	8	2	10	2.5-5	.	1-0	
98	Maase,Jackson	6	4	6	10	1.0-1	1-0	.	.	
29	Baird,Cole	5	8	1	9	
51	Barger,Jack	6	4	3	7	
54	Swanson,Cody	6	4	2	6	
92	Murphy,Jahmek	6	3	1	4	2.0-2	
20	Aldridge,Jawill	5	2	.	2	
24	Wilson,Montrell	3	2	.	2	
99	Haworth,Dyllan	6	1	.	1	
36	Diaz,Noah	4	1	.	1	
41	Ladson,Cody	2	1	.	1	
48	Schumacher,Cole	6	1	.	1	
32	Petz,Jack	4	1	.	1	
46	Schoonover,Clark	6	1	.	1	
57	Passmore,Austin	6	1	.	1	
4	Thomas,Corey	3	1	.	1	
27	Wilson,Blake	2	1	.	1	
34	Carrethers,Josh	1	1	.	1	
42	Rodriquez,Chance	2	.	1	1	
96	Taylor,Hawkins	2	1	.	.	.	
Total		6	264	142	406	39-110	6-29	7-20	17	10	5-0	4	.	.
Opponents		6	279	104	383	41-159	19-102	5-101	26	5	3-0	5	1	1

Emporia State Football
Emporia State Game Results (as of Oct 16, 2019)
All games

Date	Opponent	Score	Overall Record	Conference Record	Time	Attend
* Sep 05, 2019	NORTHEASTERN STATE	W 51-14	1- 0- 0	1- 0- 0	3:02	4861
* Sep 14, 2019	at #23 Pittsburg State	23-47 L	1- 1- 0	1- 1- 0	3:08	8597
* Sep 21, 2019	NEB.-KEARNEY	21-31 L	1- 2- 0	1- 2- 0	2:54	4087
* Sep 28, 2019	at Lincoln (MO)	W 50-7	2- 2- 0	2- 2- 0	2:51	3108
* Oct 05, 2019	#7 NORTHWEST MO. ST.	23-34 L	2- 3- 0	2- 3- 0	3:03	4098
* Oct 12, 2019	at Fort Hays State	3-19 L	2- 4- 0	2- 4- 0	2:35	6735

* indicates conference game

Opponent	Score	-----FIRST DOWNS-----				----RUSHING----		-----PASSING-----			--TOTAL OFFENSE--		Return Yards	Turn-Overs
		Total	Rush	Pass	Pen	Number-Yards	Yards	Comp-Att-Int	Yards	Plays-Yards	Plays-Yards			
NORTHEASTERN STATE..	51-14	28/9	14/2	11/6	3/1	51-270 / 27-62	20-32- 0 / 17-28- 3	300/151	83-570 / 55-213	13/75	1/3			
Pittsburg State.....	23-47	17/22	6/7	10/13	1/2	37-164 / 45-134	19-33- 3 / 19-30- 0	174/243	70-338 / 75-377	65/193	3/1			
NEB.-KEARNEY.....	21-31	11/22	5/17	6/2	0/3	35-78 / 65-367	21-32- 0 / 4-13- 1	161/64	67-239 / 78-431	133/17	1/2			
Lincoln (MO).....	50-7	32/8	13/5	17/3	2/0	50-208 / 34-123	28-42- 1 / 7-16- 2	331/72	92-539 / 50-195	95/171	1/3			
NORTHWEST MO. ST....	23-34	16/16	3/9	9/4	4/3	32-58 / 55-177	19-40- 0 / 10-24- 1	156/121	72-214 / 79-298	40/75	1/3			
Fort Hays State.....	3-19	15/19	5/9	7/9	3/1	36-147 / 39-183	14-29- 1 / 19-29- 0	129/209	65-276 / 68-392	62/58	1/0			
Totals.....	171-152	119/96	46/49	60/37	13/10	241-925 / 265-1046	121-208- 5 / 76-140- 7	1251/860	449-2176 / 405-1906	408/589	8/12			

Note: Game totals are displayed in the format TEAM/OPPONENT for each category

Emporia State Football
Emporia State Team Game-by-Game Comparison (as of Oct 16, 2019)
All games

Opponent	Score	First Downs				Rushing Number-Yards	Passing		Total Offense Plays-Yards	Return Yards	Turn-Overs
		Total	Rush	Pass	Pen		Comp-Att-Int	Yards			
NORTHEASTERN STAT	51-14	28 / 9	14 / 2	11 / 6	3 / 1	51-270 / 27-62	20-32-0 / 17-28-3	300 / 151	83-570 / 55-213	13 / 75	1 / 3
Pittsburg State	23-47	17 / 22	6 / 7	10 / 13	1 / 2	37-164 / 45-134	19-33-3 / 19-30-0	174 / 243	70-338 / 75-377	65 / 193	3 / 1
NEB.-KEARNEY	21-31	11 / 22	5 / 17	6 / 2	0 / 3	35-78 / 65-367	21-32-0 / 4-13-1	161 / 64	67-239 / 78-431	133 / 17	1 / 2
Lincoln (MO)	50-7	32 / 8	13 / 5	17 / 3	2 / 0	50-208 / 34-123	28-42-1 / 7-16-2	331 / 72	92-539 / 50-195	95 / 171	1 / 3
NORTHWEST MO. ST.	23-34	16 / 16	3 / 9	9 / 4	4 / 3	32-58 / 55-177	19-40-0 / 10-24-1	156 / 121	72-214 / 79-298	40 / 75	1 / 3
Fort Hays State	3-19	15 / 19	5 / 9	7 / 9	3 / 1	36-147 / 39-183	14-29-1 / 19-29-0	129 / 209	65-276 / 68-392	62 / 58	1 / 0
Totals	171-152	119 / 96	46 / 49	60 / 37	13 / 10	241-925 / 265-1046	121-208-5 / 76-140-7	1251 / 860	449-2176 / 405-1906	408 / 589	8 / 12

Opponent	3rd Down		4th Down		Time of Possession		TOP Margin	Avg Yds/Rush	Avg Yds/Pass	Avg Yds/Play	Punting		Penalties		Sacks
	Conversions	Conversions	Conversions	Conversions	Number-Avg	Number-Yards									
NORTHEASTERN STAT	6-14 / 2-13	1-1 / 0-0	34:09 / 25:51	8:18	5.3 / 2.3	9.4 / 5.4	6.9 / 3.9	4-33.0 / 9-39.6	7-60 / 5-54	1 / 0					
Pittsburg State	3-14 / 6-14	1-2 / 0-1	28:04 / 31:56	-3:52	4.4 / 3.0	5.3 / 8.1	4.8 / 5.0	6-38.0 / 4-41.8	5-52 / 4-40	2 / 5					
NEB.-KEARNEY	5-16 / 6-15	1-4 / 1-3	24:59 / 35:01	-10:02	2.2 / 5.6	5.0 / 4.9	3.6 / 5.5	7-40.7 / 4-37.5	7-78 / 5-43	0 / 5					
Lincoln (MO)	9-17 / 0-11	0-0 / 1-2	36:36 / 23:24	13:12	4.2 / 3.6	7.9 / 4.5	5.9 / 3.9	2-36.5 / 8-39.5	10-70 / 8-80	2 / 4					
NORTHWEST MO. ST.	5-16 / 5-20	0-1 / 3-4	25:24 / 34:32	-9:08	1.8 / 3.2	3.9 / 5.0	3.0 / 3.8	8-41.2 / 6-50.3	7-75 / 6-48	1 / 4					
Fort Hays State	3-14 / 3-15	0-1 / 0-0	26:24 / 33:36	-7:12	4.1 / 4.7	4.4 / 7.2	4.2 / 5.8	8-40.8 / 7-38.0	4-45 / 8-69	0 / 1					
Totals	31-91 / 22-88	3-9 / 5-10	175:36 / 184:20	-8:44	3.8 / 3.9	6.0 / 6.1	4.8 / 4.7	35-39.3 / 38-41.0	40-380 / 36-334	6 / 19					

Note: Game totals are displayed in the format TEAM/OPPONENT for each category

Emporia State Football Emporia State By-Quarter Statistics (as of Oct 16, 2019) All games

3rd-Down Conversions

Date	Opponent	Score	Overall	1st Qtr	2nd Qtr	3rd Qtr	4th Qtr	Overtime
Sep 05, 2019	NORTHEASTERN STATE	W 51-14	6-14 42.9	2-5 40.0	1-4 25.0	0-1 0.0	3-4 75.0	
Sep 14, 2019	at Pittsburg State	L 23-47	3-14 21.4	2-4 50.0	0-4 0.0	1-4 25.0	0-2 0.0	
Sep 21, 2019	NEB.-KEARNEY	L 21-31	5-16 31.2	0-3 0.0	3-6 50.0	2-3 66.7	0-4 0.0	
Sep 28, 2019	at Lincoln (MO)	W 50-7	9-17 52.9	3-5 60.0	0-3 0.0	3-3 100.0	3-6 50.0	
Oct 05, 2019	NORTHWEST MO. ST.	L 23-34	5-16 31.2	1-4 25.0	2-3 66.7	2-4 50.0	0-5 0.0	
Oct 12, 2019	at Fort Hays State	L 3-19	3-14 21.4	0-3 0.0	1-4 25.0	2-4 50.0	0-3 0.0	
Emporia State			31-91 34.1	8-24 33.3	7-24 29.2	10-19 52.6	6-24 25.0	0-0 0.0
Opponents			22-88 25.0	6-25 24.0	4-20 20.0	2-19 10.5	10-24 41.7	0-0 0.0

4th-Down Conversions

Date	Opponent	Score	Overall	1st Qtr	2nd Qtr	3rd Qtr	4th Qtr	Overtime
Sep 05, 2019	NORTHEASTERN STATE	W 51-14	1-1 100.0	1-1 100.0	0-0 0.0	0-0 0.0	0-0 0.0	
Sep 14, 2019	at Pittsburg State	L 23-47	1-2 50.0	1-1 100.0	0-1 0.0	0-0 0.0	0-0 0.0	
Sep 21, 2019	NEB.-KEARNEY	L 21-31	1-4 25.0	0-1 0.0	0-1 0.0	1-1 100.0	0-1 0.0	
Sep 28, 2019	at Lincoln (MO)	W 50-7	0-0 0.0	0-0 0.0	0-0 0.0	0-0 0.0	0-0 0.0	
Oct 05, 2019	NORTHWEST MO. ST.	L 23-34	0-1 0.0	0-0 0.0	0-0 0.0	0-0 0.0	0-1 0.0	
Oct 12, 2019	at Fort Hays State	L 3-19	0-1 0.0	0-0 0.0	0-0 0.0	0-0 0.0	0-1 0.0	
Emporia State			3-9 33.3	2-3 66.7	0-2 0.0	1-1 100.0	0-3 0.0	0-0 0.0
Opponents			5-10 50.0	3-3 100.0	1-2 50.0	0-1 0.0	1-4 25.0	0-0 0.0

Time of Possession

Date	Opponent	Score	Overall	1st Qtr	2nd Qtr	3rd Qtr	4th Qtr	Overtime
Sep 05, 2019	NORTHEASTERN STATE	W 51-14	34:09	8:27	9:24	5:55	10:23	
Sep 14, 2019	at Pittsburg State	L 23-47	28:04	11:13	4:23	6:21	6:07	
Sep 21, 2019	NEB.-KEARNEY	L 21-31	24:59	4:59	7:39	7:51	4:30	
Sep 28, 2019	at Lincoln (MO)	W 50-7	36:36	8:36	9:26	8:40	9:54	
Oct 05, 2019	NORTHWEST MO. ST.	L 23-34	25:24	5:59	7:02	8:29	3:54	
Oct 12, 2019	at Fort Hays State	L 3-19	26:24	4:16	7:02	10:14	4:52	
Emporia State			Total 175:36	43:30	44:56	47:30	39:40	0:00
			Avg. 29:16	7:15	7:29	7:55	6:36	0:00
Opponents			Total 184:20	46:30	45:00	42:30	50:20	0:00
			Avg. 30:43	7:45	7:30	7:05	8:23	0:00

Emporia State Red-Zone Results (as of Oct 16, 2019) All games

Emporia State Inside Opponent Red-Zone

Date	Opponent	Score	Times In RZ	Times Scored	Total Pts	Rush TDs	Pass TDs	FGs Made	Failed to score inside RZ						
									FGA	Down	Int	Fumb	Half	Game	
Sep 05, 2019	NORTHEASTERN STATE	W 51-14	6	6	30	3	2	1	3	0	0	0	0	0	0
Sep 14, 2019	at Pittsburg State	L 23-47	3	2	15	2	1	1	0	1	0	0	0	0	0
Sep 21, 2019	NEB.-KEARNEY	L 21-31	3	3	21	3	3	0	0	0	0	0	0	0	0
Sep 28, 2019	at Lincoln (MO)	W 50-7	8	8	36	3	2	1	5	0	0	0	0	0	0
Oct 05, 2019	NORTHWEST MO. ST.	L 23-34	3	3	16	2	1	1	1	0	0	0	0	0	0
Oct 12, 2019	at Fort Hays State	L 3-19	2	1	3	0	0	0	1	1	0	0	0	0	0
Totals			25	23	121	13	9	4	10	2	0	0	0	0	0
			23 of 25 (92.0%)												

Opponents Inside Emporia State Red-Zone

Date	Opponent	Score	Times In RZ	Times Scored	Total Pts	Rush TDs	Pass TDs	FGs Made	Failed to score inside RZ						
									FGA	Down	Int	Fumb	Half	Game	
Sep 05, 2019	NORTHEASTERN STATE	W 51-14	3	2	14	2	1	1	0	0	0	1	0	0	0
Sep 14, 2019	at Pittsburg State	L 23-47	7	7	37	4	4	0	3	0	0	0	0	0	0
Sep 21, 2019	NEB.-KEARNEY	L 21-31	7	5	31	4	4	0	1	0	1	0	0	1	0
Sep 28, 2019	at Lincoln (MO)	W 50-7	0	0	0	0	0	0	0	0	0	0	0	0	0
Oct 05, 2019	NORTHWEST MO. ST.	L 23-34	4	4	19	2	1	1	2	0	0	0	0	0	0
Oct 12, 2019	at Fort Hays State	L 3-19	3	3	9	0	0	0	3	0	0	0	0	0	0
Totals			24	21	110	12	10	2	9	0	1	1	0	1	0
			21 of 24 (87.5%)												

Emporia State Football
Emporia State Individual Season/Career Statistics (as of Oct 16, 2019)
All games

SEASON

CAREER

Rushing	gp	att	gain	loss	net	avg	td	lg	avg/g	gp	att	gain	loss	net	avg	td	lg	avg/g
Grace,Carlos	6	81	387	24	363	4.5	5	71	60.5	6	81	387	24	363	4.5	5	71	60.5
Cowan,Dalton	6	72	299	104	195	2.7	3	26	32.5	11	78	324	106	218	2.8	3	26	19.8
Boyce,Calvin	6	30	125	10	115	3.8	1	18	19.2	6	30	125	10	115	3.8	1	18	19.2
Diaz,Noah	4	12	77	5	72	6.0	0	17	18.0	4	12	77	5	72	6.0	0	17	18.0
x-Callins,Kai	2	11	44	7	37	3.4	0	8	18.5	36	285	1234	50	1184	4.2	9	57	32.9
Shabazz,Vinnie	3	7	36	0	36	5.1	1	14	12.0	3	7	36	0	36	5.1	1	14	12.0
Jones,Travon	6	2	33	0	33	16.5	0	30	5.5	17	5	49	0	49	9.8	1	30	2.9
Petz,Jack	4	7	28	2	26	3.7	0	9	6.5	4	7	28	2	26	3.7	0	9	6.5
Gleason,Braden	4	7	28	5	23	3.3	0	12	5.8	4	7	28	5	23	3.3	0	12	5.8
Birch,Jordan	2	7	21	0	21	3.0	0	8	10.5	2	7	21	0	21	3.0	0	8	10.5
Amos,Wil	4	2	14	0	14	7.0	0	8	3.5	4	2	14	0	14	7.0	0	8	3.5
TEAM	4	3	0	10	-10	-3.3	0	0	-2.5									
Total	6	241	1092	167	925	3.8	10	71	154.2									
Opponents	6	265	1182	136	1046	3.9	10	46	174.3									

Passing	gp	effic	comp-att-int	pct	yds	td	lg	avg/g	gp	effic	comp-att-int	pct	yds	td	lg	avg/g
Cowan,Dalton	6	120.36	116-199-4	58.3	1212	9	74	202.0	11	120.44	118-206-5	57.3	1275	10	74	115.9
Gleason,Braden	4	106.40	5-9-1	55.6	39	1	10	9.8	4	106.40	5-9-1	55.6	39	1	10	9.8
Total	6	119.75	121-208-5	58.2	1251	10	74	208.5								
Opponents	6	107.67	76-140-7	54.3	860	5	57	143.3								

Receiving	gp	no.	yds	avg	td	lg	avg/g	gp	no.	yds	avg	td	lg	avg/g
Amos,Wil	4	23	274	11.9	1	36	68.5	4	23	274	11.9	1	36	68.5
Schumacher,Cole	6	21	235	11.2	2	35	39.2	6	21	235	11.2	2	35	39.2
Swinehart,Dexton	6	20	290	14.5	2	74	48.3	6	20	290	14.5	2	74	48.3
Thomas,Corey	3	11	126	11.5	1	47	42.0	10	13	153	11.8	1	47	15.3
Jones,Travon	6	7	78	11.1	0	24	13.0	17	8	97	12.1	0	24	5.7
Mackey,JT	6	7	57	8.1	2	16	9.5	6	7	57	8.1	2	16	9.5
Grace,Carlos	6	7	37	5.3	0	14	6.2	6	7	37	5.3	0	14	6.2
Boyce,Calvin	6	7	23	3.3	0	9	3.8	6	7	23	3.3	0	9	3.8
x-Thomas-Cobb-Andre	4	4	38	9.5	0	30	9.5	4	4	38	9.5	0	30	9.5
Shell,Grant	3	3	29	9.7	0	13	9.7	3	3	29	9.7	0	13	9.7
Edwards,Marcellus	5	3	26	8.7	0	13	5.2	12	3	26	8.7	0	13	2.2
Surface,Seth	5	3	20	6.7	1	9	4.0	17	5	38	7.6	1	11	2.2
Lemons,Kai	3	1	10	10.0	0	10	3.3	3	1	10	10.0	0	10	3.3
x-Callins,Kai	2	1	5	5.0	0	5	2.5	36	42	250	6.0	1	24	6.9
Cochran,Case	5	1	3	3.0	1	3	0.6	5	1	3	3.0	1	3	0.6
Petz,Jack	4	1	3	3.0	0	3	0.8	4	1	3	3.0	0	3	0.8
Diaz,Noah	4	1	-3	-3.0	0	0	-0.8	4	1	-3	-3.0	0	0	-0.8
Total	6	121	1251	10.3	10	74	208.5							
Opponents	6	76	860	11.3	5	57	143.3							

Total Offense	g	plays	rush	pass	total	avg/g	g	plays	rush	pass	total	avg/g
Cowan,Dalton	6	271	195	1212	1407	234.5	11	284	218	1275	1493	135.7
Grace,Carlos	6	81	363	0	363	60.5	6	81	363	0	363	60.5
Boyce,Calvin	6	30	115	0	115	19.2	6	30	115	0	115	19.2
Diaz,Noah	4	12	72	0	72	18.0	4	12	72	0	72	18.0
Gleason,Braden	4	16	23	39	62	15.5	4	16	23	39	62	15.5
x-Callins,Kai	2	11	37	0	37	18.5	36	285	1184	0	1184	32.9
Shabazz,Vinnie	3	7	36	0	36	12.0	3	7	36	0	36	12.0
Jones,Travon	6	2	33	0	33	5.5	17	5	49	0	49	2.9
Petz,Jack	4	7	26	0	26	6.5	4	7	26	0	26	6.5
Birch,Jordan	2	7	21	0	21	10.5	2	7	21	0	21	10.5
Amos,Wil	4	2	14	0	14	3.5	4	2	14	0	14	3.5
TEAM	4	3	-10	0	-10	-2.5						
Total	6	449	925	1251	2176	362.7						
Opponents	6	405	1046	860	1906	317.7						

Emporia State Football
Emporia State Individual Season/Career Statistics (as of Oct 16, 2019)
All games

Scoring	SEASON						CAREER									
	td	fg	PAT			dpx	saf	pts	td	fg	PAT			dpx	saf	pts
kick	rush	rcv	pass	kick	rush				rcv	pass						
Schoonover, Clark	-	10-13	15-17	-	-	-	-	-	-	10-14	36-42	-	-	-	-	66
Grace, Carlos	5	-	-	-	-	-	-	30	5	-	-	-	-	-	-	30
Cowan, Dalton	3	-	-	-	3-3	-	-	18	3	-	-	-	3-3	-	-	18
Swinehart, Dexton	2	-	-	-	1	-	-	14	2	-	-	-	1	-	-	14
Schumacher, Cole	2	-	-	-	-	-	-	12	2	-	-	-	-	-	-	12
Mackey, JT	2	-	-	-	-	-	-	12	2	-	-	-	-	-	-	12
Shabazz, Vinnie	1	-	-	-	-	-	-	6	1	-	-	-	-	-	-	6
Boyce, Calvin	1	-	-	-	-	-	-	6	1	-	-	-	-	-	-	6
Cochran, Case	1	-	-	-	-	-	-	6	1	-	-	-	-	-	-	6
Thomas, Corey	1	-	-	-	-	-	-	6	1	-	-	-	-	-	-	6
Surface, Seth	1	-	-	-	-	-	-	6	1	-	-	-	-	-	-	6
Amos, Wil	1	-	-	-	-	-	-	6	1	-	-	-	-	-	-	6
x-Thomas-Cobb-Andre	-	-	-	-	2	-	-	4	-	-	-	-	2	-	-	4
Total	20	10-13	15-17	-	3	3-3	-	-	171							
Opponents	16	13-13	15-16	-	-	-	-	1	152							

Punt Returns	no.	yds	avg	td	lg	no.	yds	avg	td	lg
Jones, Travon	3	85	28.3	0	74	3	85	28.3	0	74
x-Callins, Kai	1	13	13.0	0	13	27	202	7.5	0	30
Total	4	98	24.5	0	74					
Opponents	8	87	10.9	0	38					

Kick Returns	no.	yds	avg	td	lg	no.	yds	avg	td	lg
Jones, Travon	10	234	23.4	0	58	32	723	22.6	0	75
Morris, Trey	2	33	16.5	0	26	6	128	21.3	0	46
Grace, Carlos	1	13	13.0	0	13	1	13	13.0	0	13
Petz, Jack	1	10	10.0	0	10	1	10	10.0	0	10
Total	14	290	20.7	0	58					
Opponents	24	401	16.7	0	33					

Interceptions	no.	yds	avg	td	lg	no.	yds	avg	td	lg
Holbert, Lawson	2	0	0.0	0	0	3	33	11.0	0	33
Stanley, Gee	1	-2	-2.0	0	0	1	-2	-2.0	0	0
Woods II, Gary	1	22	22.0	0	22	3	25	8.3	0	22
McDown, Jace	1	0	0.0	0	0	2	1	0.5	0	1
Gordon, Kelin	1	0	0.0	0	0	1	0	0.0	0	0
Morris, Trey	1	0	0.0	0	0	1	0	0.0	0	0
Total	7	20	2.9	0	22					
Opponents	5	101	20.2	1	45					

Fumble Returns	no.	yds	avg	td	lg	no.	yds	avg	td	lg
Total	0	0	0.0	0	0					
Opponents	0	0	0.0	0	0					

Emporia State Football
Emporia State Individual Season/Career Statistics (as of Oct 16, 2019)
All games

All Purpose	SEASON								CAREER							
	g	rush	rcv	pr	kr	ir	total	avg/g	g	rush	rcv	pr	kr	ir	total	avg/g
Jones, Travon	6	33	78	85	234	0	430	71.7	17	49	97	85	723	0	954	56.1
Grace, Carlos	6	363	37	0	13	0	413	68.8	6	363	37	0	13	0	413	68.8
Swinehart, Dexto	6	0	290	0	0	0	290	48.3	6	0	290	0	0	0	290	48.3
Amos, Wil	4	14	274	0	0	0	288	72.0	4	14	274	0	0	0	288	72.0
Schumacher, Col	6	0	235	0	0	0	235	39.2	6	0	235	0	0	0	235	39.2
Cowan, Dalton	6	195	0	0	0	0	195	32.5	11	218	0	0	0	0	218	19.8
Boyce, Calvin	6	115	23	0	0	0	138	23.0	6	115	23	0	0	0	138	23.0
Thomas, Corey	3	0	126	0	0	0	126	42.0	10	0	153	26	0	0	179	17.9
Diaz, Noah	4	72	-3	0	0	0	69	17.2	4	72	-3	0	0	0	69	17.2
Mackey, JT	6	0	57	0	0	0	57	9.5	6	0	57	0	0	0	57	9.5
x-Callins, Kai	2	37	5	13	0	0	55	27.5	36	1184	250	202	94	0	1730	48.1
Petz, Jack	4	26	3	0	10	0	39	9.8	4	26	3	0	10	0	39	9.8
x-Thomas-Cobb-	4	0	38	0	0	0	38	9.5	4	0	38	0	0	0	38	9.5
Shabazz, Vinnie	3	36	0	0	0	0	36	12.0	3	36	0	0	0	0	36	12.0
Morris, Trey	6	0	0	0	33	0	33	5.5	17	0	0	0	128	0	128	7.5
Shell, Grant	3	0	29	0	0	0	29	9.7	3	0	29	0	0	0	29	9.7
Edwards, Marcell	5	0	26	0	0	0	26	5.2	12	0	26	0	0	0	26	2.2
Gleason, Braden	4	23	0	0	0	0	23	5.8	4	23	0	0	0	0	23	5.8
Woods II, Gary	6	0	0	0	0	22	22	3.7	42	0	0	0	0	25	25	0.6
Birch, Jordan	2	21	0	0	0	0	21	10.5	2	21	0	0	0	0	21	10.5
Surface, Seth	5	0	20	0	0	0	20	4.0	17	0	38	0	0	0	38	2.2
Lemons, Kai	3	0	10	0	0	0	10	3.3	3	0	10	0	0	0	10	3.3
Cochran, Case	5	0	3	0	0	0	3	0.6	5	0	3	0	0	0	3	0.6
Stanley, Gee	6	0	0	0	0	-2	-2	-0.3	6	0	0	0	0	-2	-2	-0.3
TEAM	4	-10	0	0	0	0	-10	-2.5								
Total	6	925	1251	98	290	20	2584	430.7								
Opponents	6	1046	860	87	401	101	2495	415.8								

Field Goals	att	good	long	blkd	att	good	long	blkd
Schoonover, Clark	13	10	34	0	14	10	34	0
Total	13	10	34	0				
Opponents	13	13	53	0				

Punting	no.	yds	avg	lg	blk	no.	yds	avg	lg	blk
Brungardt, Ross	35	1374	39.3	67	0	35	1374	39.3	67	0
Total	35	1374	39.3	67	0					
Opponents	38	1557	41.0	64	0					

Kickoffs	no.	yds	avg	tb	ob	no.	yds	avg	tb	ob
Dobbins, Sam	20	1088	54.4	5	4	52	2827	54.4	16	8
Schoonover, Clark	16	840	52.5	0	1	47	2488	52.9	4	1
Total	36	1928	53.6	5	5					
Opponents	35	1902	54.3	9	3					

Quickie Statistics (Final)

Emporia State vs Fort Hays State (Oct 12, 2019 at Hays, Kan.)

	ESU	FHSU
Score	3	19
FIRST DOWNS	15	19
RUSHES-YARDS (NET)	36-147	39-183
PASSING YDS (NET)	129	209
Passes Att-Comp-Int	29-14-1	29-19-0
TOTAL OFFENSE PLAYS-YARDS	65-276	68-392
Fumble Returns-Yards	0-0	0-0
Punt Returns-Yards	0-0	1-7
Kickoff Returns-Yards	4-62	2-51
Interception Returns-Yards	0-0	1-0
Punts (Number-Avg)	8-40.8	7-38.0
Fumbles-Lost	1-0	0-0
Penalties-Yards	4-45	8-69
Possession Time	26:24	33:36
Third-Down Conversions	3 of 14	3 of 15
Fourth-Down Conversions	0 of 1	0 of 0
Red-Zone Scores-Chances	1-2	3-3

Emporia State

Rushing	No.	Gain	Loss	Net	TD	Lg	Avg
Cowan,Dalton	13	59	3	56	0	13	4.3
Grace,Carlos	12	51	2	49	0	15	4.1
Boyce,Calvin	6	24	0	24	0	6	4.0
Birch,Jordan	4	12	0	12	0	8	3.0

Passing	C-A-I	Yds	TD	Long	Sack
Cowan,Dalton	14-29-1	129	0	26	1

Receiving	No.	Yards	TD	Long
Swinehart,Dexton	4	30	0	10
Edwards,Marcellus	3	26	0	13
Amos,Wil	2	40	0	26
Shell,Grant	1	13	0	13

Punting	No.	Yds	Avg	Long	In20	TB
Brungardt,Ross	8	326	40.8	54	2	0

Punt Returns	No.	Yards	TD	Long

Kick Returns	No.	Yards	TD	Long
Jones,Travon	2	29	0	15
Morris,Trey	2	33	0	26

Tackles	UA-A	Total	Sacks	TFL
Woods II,Gary	3-9	12	0.0	0.5
Pool,Jaedon	7-2	9	0.0	0.0
Holbert,Lawson	2-7	9	0.0	0.0
McDown,Jace	3-5	8	0.0	0.0

Fort Hays State

Rushing	No.	Gain	Loss	Net	TD	Lg	Avg
Tigner,Charles	22	115	4	111	0	34	5.0
Hickman,D.J.	10	63	0	63	0	15	6.3
Hazlett,Harley	3	13	5	8	0	8	2.7
Reed,Dandre	1	4	0	4	0	4	4.0

Passing	C-A-I	Yds	TD	Long	Sack
Fuller,Chance	19-29-0	209	1	40	0

Receiving	No.	Yards	TD	Long
Hazlett,Harley	6	44	0	23
Ramsey,Manny	4	72	0	40
Bieberle,Layne	3	51	0	26
Hickman,D.J.	2	28	1	23

Punting	No.	Yds	Avg	Long	In20	TB
Donald,Benjamin	5	192	38.4	46	2	0
Fuller,Chance	2	74	37.0	38	1	1

Punt Returns	No.	Yards	TD	Long
Bieberle,Layne	1	7	0	7

Kick Returns	No.	Yards	TD	Long
Jay,Andrew	1	33	0	33
Tutson,Te'Corey	1	18	0	18

Tackles	UA-A	Total	Sacks	TFL
Harvey,Drew	5-8	13	0.0	0.0
Kreutzer,Hayden	4-6	10	0.0	0.0
Hoekman,Tanner	2-7	9	0.0	0.0
Trachsel,Kolt	4-4	8	0.0	0.0

Qtr	Time	Scoring Play	V-H
1st	03:47	FHSU - Brown,Dante 34 yd field goal, 6-77 2:09	0 - 3
2nd	13:42	FHSU - Brown,Dante 31 yd field goal, 10-52 4:00	0 - 6
	10:35	FHSU - Hickman,D.J. 23 yd pass from Fuller,Chance (Brown,Dante kick), 4-62 1:36	0 - 13
	04:02	FHSU - Brown,Dante 42 yd field goal, 9-49 4:17	0 - 16
3rd	09:43	ESU - Schoonover,Clark 24 yd field goal, 12-68 5:17	3 - 16
	06:19	FHSU - Brown,Dante 21 yd field goal, 9-61 3:19	3 - 19

Quickie Statistics (Final)

Emporia State vs Central Missouri (Oct 13, 2018 at Warrensburg, Mo.)

	ESU	UCM
Score	41	23
FIRST DOWNS	28	26
RUSHES-YARDS (NET)	42-211	39-170
PASSING YDS (NET)	278	265
Passes Att-Comp-Int	33-24-0	48-19-2
TOTAL OFFENSE PLAYS-YARDS	75-489	87-435
Fumble Returns-Yards	1-74	0-0
Punt Returns-Yards	1-1	2-8
Kickoff Returns-Yards	3-51	7-124
Interception Returns-Yards	2-0	0-0
Punts (Number-Avg)	7-34.1	4-49.5
Fumbles-Lost	1-0	1-1
Penalties-Yards	7-75	6-71
Possession Time	28:42	31:18
Third-Down Conversions	7 of 14	7 of 19
Fourth-Down Conversions	1 of 1	3 of 6
Red-Zone Scores-Chances	2-2	2-3

Emporia State

Rushing	No.	Gain	Loss	Net	TD	Lg	Avg
Nault,Landon	21	114	0	114	1	61	5.4
Marstall,Braxton	15	88	25	63	2	23	4.2
Callins,Kai	6	39	5	34	0	21	5.7

Passing	C-A-I	Yds	TD	Long	Sack
Marstall,Braxton	24-33-0	278	2	37	3

Receiving	No.	Yards	TD	Long
Harris,Tyler	7	92	1	23
Brown,Justin	4	54	0	37
Nault,Landon	4	20	0	15
Reed,Jordan	3	53	1	34

Punting	No.	Yds	Avg	Long	In20	TB
Harris,Tyler	6	210	35.0	41	0	0
Marstall,Braxton	1	29	29.0	29	1	0

Punt Returns	No.	Yards	TD	Long
Callins,Kai	1	1	0	1

Kick Returns	No.	Yards	TD	Long
Jones,Travon	3	51	0	19

Tackles	UA-A	Total	Sacks	TFL
Thompson,Logan	7-2	9	0.0	0.0
McDown,Jace	4-5	9	0.5	2.0
Rinck,Kyle	7-1	8	0.0	0.0
Davenport,Brent	7-0	7	0.0	0.0

Central Missouri

Rushing	No.	Gain	Loss	Net	TD	Lg	Avg
Turner,Devante	18	100	1	99	0	19	5.5
Wilkerson,Koby	12	62	1	61	0	12	5.1
Perry,Zion	1	10	0	10	0	10	10.0
Hunt,Jeremy	8	23	23	0	0	8	0.0

Passing	C-A-I	Yds	TD	Long	Sack
Hunt,Jeremy	19-48-2	265	3	24	3

Receiving	No.	Yards	TD	Long
Perry,Zion	6	61	0	23
Wyatt,Shae	5	68	0	20
Marsalis,Jalen	3	45	2	24
Sass,Ryan	2	42	1	22

Punting	No.	Yds	Avg	Long	In20	TB
Davidson,Zach	4	198	49.5	54	2	0

Punt Returns	No.	Yards	TD	Long
Sass,Ryan	1	8	0	8
Clayton,Duane	1	0	0	0

Kick Returns	No.	Yards	TD	Long
Turner,Devante	4	98	0	35
Davidson,Zach	2	9	0	7

Tackles	UA-A	Total	Sacks	TFL
Embrey,John	3-9	12	1.0	1.5
Crane,Kolesen	5-2	7	0.5	1.5
Bell,Codie	5-2	7	0.0	0.0
Kanak,Tanner	3-2	5	0.0	0.0

Qtr	Time	Scoring Play	V-H
1st	07:48	ESU - Marstall,Braxton 1 yd run (Schoonover,Clark kick), 13-63 4:47	7 - 0
	01:59	UCM - Langer,Alex 30 yd field goal, 15-58 5:42	7 - 3
2nd	14:52	ESU - Marstall,Braxton 23 yd run (Schoonover,Clark kick blockd), 8-81 2:02	13 - 3
	10:43	UCM - Marsalis,Jalen 4 yd pass from Hunt,Jeremy (Langer,Alex kick), 9-60 4:02	13 - 10
	09:49	ESU - Nault,Landon 61 yd run (Schoonover,Clark kick), 4-75 0:54	20 - 10
	04:25	ESU - Harris,Tyler 3 yd pass from Marstall,Braxton (Schoonover,Clark kick), 2-40 0:16	27 - 10
	01:00	UCM - Sass,Ryan 22 yd pass from Hunt,Jeremy (Langer,Alex kick), 9-65 3:20	27 - 17
4th	13:13	ESU - Reed,Jordan 34 yd pass from Marstall,Braxton (Schoonover,Clark kick), 7-93 2:18	34 - 17
	11:05	ESU - Bass,Parker 74 yd fumble recovery (Schoonover,Clark kick)	41 - 17
	09:33	UCM - Marsalis,Jalen 24 yd pass from Hunt,Jeremy (Wilkerson,Koby pass intcpt), 6-58 1:27	41 - 23