



# 2013

## FOOTBALL MEDIA GUIDE



2012 Kanza Bowl Champions







# Emporia State Quick Facts

## 2013 HORNET SCHEDULE

Sept. 5	at *Fort Hays State	Hays, Kan.	7:00 p.m.
<b>SEPT. 12</b>	<b>*NEB.-KEARNEY</b>	<b>EMPORIA, KAN.</b>	<b>6:00 P.M.</b>
Sept. 21	at *Central Oklahoma	Edmond, Okla.	6:00 p.m.
<b>SEPT. 28</b>	<b>*NORTHEASTERN ST.</b>	<b>EMPORIA, KAN.</b>	<b>1:00 P.M.</b>
Oct. 5	at *Lincoln	Jefferson City, Mo.	2:00 p.m.
<b>OCT. 12</b>	<b>*SOUTHWEST BAPTIST</b> <b>(Homecoming/MIAA TV)</b>	<b>EMPORIA, KAN.</b>	<b>2:00 P.M.</b>
Oct. 19	at *Lindenwood	St. Charles, Mo.	1:30 p.m.
Nov. 2	at *Missouri Western	St. Joseph, Mo.	1:30 p.m.
<b>NOV. 9</b>	<b>*NORTHWEST MISSOURI</b>	<b>EMPORIA, KAN.</b>	<b>1:00 P.M.</b>
<b>NOV. 16</b>	<b>*WASHBURN</b> <b>(Senior Day)</b>	<b>EMPORIA, KAN.</b>	<b>1:00 P.M.</b>

## 2012 RESULTS (10-2, 9-2 MIAA; KANZA BOWL CHAMPS)

<b>AUG. 30</b>	<b>FORT HAYS STATE</b>	<b>EMPORIA</b>	<b>W, 41-10</b>
Sept. 8	at Nebraska-Kearney	Kearney, Neb.	W, 58-35
<b>SEPT. 15</b>	<b>CENTRAL OKLAHOMA</b>	<b>EMPORIA</b>	<b>W, 42-14</b>
Sept. 22	at Northeastern State	Tahlequah, Okla.	W, 30-20
<b>SEPT. 29</b>	<b>LINCOLN</b>	<b>EMPORIA</b>	<b>W, 37-26</b>
Oct. 6	at Southwest Baptist	Bolivar, Mo.	W, 19-15
<b>OCT. 13</b>	<b>LINDENWOOD</b>	<b>EMPORIA</b>	<b>W, 13-0</b>
Oct. 20	at Truman State	Kirksville, Mo.	W, 52-26
<b>OCT. 25</b>	<b>MISSOURI WESTERN</b>	<b>EMPORIA</b>	<b>L, 28-57</b>
Nov. 3	at Northwest Missouri	Maryville, Mo.	L, 10-55
Nov. 10	at Washburn	Topeka, Kan.	W, 55-23
Nov. 25	vs. TAMU-Kingsville	Topeka, Kan.	W, 45-38

## HORNETS AT A GLANCE

### GENERAL INFORMATION

Location.....	Emporia, Kan.
Founded .....	1863
Conference.....	MIAA
Enrollment .....	6,258
Stadium .....	Francis G. Welch
Capacity .....	7,000
Surface .....	Super Turf
Colors .....	Old Gold and Black
Nickname .....	Hornets
President.....	Dr. Michael Shonrock
Athletics Director .....	Kent Weiser

### FOOTBALL STAFF

Head Coach .....	Garin Higgins
Alma Mater.....	Emporia State '92
ESU Record .....	29-37 (7th year)
Overall .....	80-46 (12th year)
Office Phone .....	(620) 341-5504
Best Time To Reach.....	Mornings
Assistants .....	Matt Walter, Matt Martin,
.....	Mike LoPorto, Bryan Nardo,
.....	Nathan Linsey, Justin Wieser,
.....	Lance Uhles, Cory Sullivan

### 2012 OUTLOOK

2012 Record.....	10-2
2012 MIAA Record/Finish .....	9-2, 2nd
Basic Offense.....	Spread
Basic Defense .....	4-3
Letterwinners Ret. 33: 16 (O), 16 (D), 1 (ST)	
Letterwinners Lost.....	18: 8 (O), 8 (D), 2 (ST)
Starters Returning.....	7 (O), 6 (D), 1 (ST)
Starters Lost.....	4 (O), 5 (D), 1 (ST)

### MEDICAL STAFF

Men's Trainer.....	Dustin Enslinger
Team Physician ..	Dr. Marshall Havenhill

### MEDIA RELATIONS CONTACT

Asst. AD/Media Relations....	Don Weast
E-Mail .....	dweast@emporia.edu
Office .....	(620) 341-5526
Cell .....	(620) 344-6190
Fax .....	(620) 341-5808
Press Box.....	(620) 341-5020

## CREDITS

The 2013 Emporia State University Football Media Guide was produced by the ESU Athletic Media Relations Office.

Editor .....	Don Weast
Photography .....	Stephen Coleman
.....	ESU University Photography
.....	Dick Garvey - Director
.....	Mugs by ESU ID Office



In addition to the NCAA Division II Play-offs, the MIAA has access to an NCAA certified bowl game this year.

The MIAA has been sending teams to the Mineral Water Bowl in Excelsior Springs, Mo. to take on a team from the NSIC since 2001.

Last year marked the fourth and final season the MIAA sent a representative to the Kanza Bowl in Topeka, Kan. to battle a Lone Star Conference foe.

The MIAA has had a representative in the NCAA Division II National Championships in six of the last eight seasons and eight times in the last 14 years.





# Emporia State Quick Facts



## TABLE OF CONTENTS

### Schedule ..... IFC

### Table of Contents and Quick Facts ..... 1

### This is Hornet Football ..... 2-7

Hornet Football Facilities ..... 2-3

Hornet Football Strength and Conditioning ..... 4-5

### Meet the 2013 Coaching Staff ..... 6-15

Head Coach Garin Higgins ..... 7

Q&A with Head Coach Garin Higgins ..... 7

Assistant Coaches ..... 8-15

### Meet the 2013 Hornets ..... 16-43

2013 ESU Roster ..... 16-18

2013 Returning Players Career Highs ..... 19

2013 Football Preview ..... 20-21

2013 Hornet Player Bios ..... 22-41

The 2013 Recruiting Class ..... 42-43

### Opponents Info ..... 44-55

Schedule ..... 44

Series Records ..... 45

2013 Opponents ..... 46-56

### 2012 Season Review ..... 56-64

2012 Year in Review ..... 56

2012 ESU Stats ..... 57-58

2012 Game-by-Game Results ..... 59-64

### The MIAA ..... 65-74

About the MIAA ..... 65

MIAA Composite Schedule ..... 66

2012 All-MIAA Team ..... 67

2012 MIAA Leaders ..... 68-69

MIAA Records ..... 70-74

### Hornet Football History ..... 75-95

ESU Records ..... 75-81

ESU Records Leaderboard ..... 79

Yearly Leaders ..... 80-81

Hornets in the NFL ..... 81

Recent Hornet Greats ..... 82-83

Hornets in the Post Season ..... 84-85

Honors and Awards ..... 86-87

Year-by-Year Results ..... 90-95

### Welcome to Emporia State ..... 96-IBC

Athletics at ESU ..... 96-98

The History of Corky ..... 99

ESU Athletics Facilities ..... 100-102

Hornets in the Community ..... 103

This is ESU/Emporia ..... 104-105

Union Renovation ..... 106-107

Commitment to Quality Education ..... 108

Athletic Staff Photo Directory ..... 109

ESU Administration ..... 110-115

ESU Hall of Honor ..... 116

Media Information ..... 117

## GENERAL INFORMATION

Location ..... Emporia, Kan.

Founded ..... 1863

Affiliation ..... NCAA II

Conference ..... Mid-America Intercollegiate Athletics Association

Enrollment ..... 6,737

Home Stadium ..... Francis G. Welch Stadium

Home Field ..... Jones Field at Welch Stadium

Capacity ..... 7,000

Surface ..... Super Turf

Colors ..... Black and Old Gold

Nickname ..... Hornets

President (Interim) ..... Dr. Michael Shonrock

Athletic Director ..... Kent Weiser

Sr. Assoc. A.D. for Internal Affairs ..... Carmen Leeds

Sr. Assoc. A.D. for Athletic Development ..... Shane Shivley

Asst. A.D. for Media Relations ..... Don Weast

Faculty Representative ..... Dr. Scott Waters

Team Physician ..... Dr. Marshall Havenhill

Men's Athletic Trainer ..... Dustin Enslinger

Women's Athletic Trainer ..... Leslie Kenney

## COACHING STAFF

Head Coach ..... Garin Higgins

Alma Mater ..... Emporia State '92

Record at ESU (Years) ..... 29-37 (Seventh Year)

Career Record ..... 80-46 (12th Year)

Assistant Coaches ..... Matt Walter, Mike LoPorto, Bryan Nardo,

..... Matt Martin, Nathan Linsey, Justin Wieser, Chuck Detwiler,

..... Lance Uhles, Cory Sullivan, Jeff Richards, Terence Coleman,

..... Drew Nichols, T.J. Andrade, Danny George

Football Office Phone ..... (620) 341-5504

2012 Record (AFCA National Ranking) ..... 10-2 (#21)

2012 MIAA Record/Finish ..... 9-2/2nd

2012 Postseason ..... Kanza Bowl Champion

..... 45-38 over Texas A&M-Kingsville

## MEDIA RELATIONS (AREA CODE 620)

Director ..... Don Weast

E-mail ..... dweast@emporia.edu

Office ..... 341-5526

Cell ..... 344-6190

Home ..... 342-6406

Press Box Welch Stadium ..... 341-5020

Fax ..... 341-5808

## PLAYER BIO INDEX

Name	Page	Name	Page	Name	Page
Corben Abila		Reed Hartshorn		Kadeem Satchell	
Tariq Allen		Dozie Iwuagwa		Kyle Savner	
John Banister		Beau Jenkins		Nick Schutte	
Aaron Blount		Tyler Joliff		Cole Shankie	
Clayton Boatright		Corben Jones		Neil Shortell	
Antonio Brown		James Junious		Curtis Shorts	
Clayton Brown		Collin Kile		Drake Smithton	
Anthony Buffalomeat		Ryan Kincaid		Jarrett Stastny	
Logan Clothier		Josh Klumpe		Jor'Don Stephenson	
Ray Ray Davis		Eli Kuhns		Jarett Strobe	
Trent Davis		J.P. Lohrentz		Tanner Surber	
Tre Dickerson		Kory Lonberger		Jason Tetuan	
Deshawn Dinwiddie		Ryan Louia		Jordan Tice	
Deveon Dinwiddie		Aaron Matthews		Nick Vega	
Julian Dozier		Josh Mathews		Braiden Verner	
Garrett Ericson		Jordan McAdoo		Dyland Walker	
Kavaski Ervin		Ben Melick		Larhon Walker	
Jake Farley		Josh Monteagudo		Cody Weston	
Mitchell Foote		Chris Poston		Joe Wietham	
Gary Fortune		Ashton Reichmann		Austin Willis	
Brandon Gentz		Reese Richards		Brent Wilson	
Brandon Goodman		Trey Rodgers		Justin Wilson	
Danny Goodman		Jake Roepke			
Paul Griffin		Jordan Sanders			
Russell Hampton		DeWayne Sanford			





# Jones Field at Welch Stadium

The 2013 season will mark the 77th year of action for the Hornets in Francis G. Welch Stadium. The stadium is named in honor of Emporia State's long-time coach and athletic director. Welch guided the efforts of the Hornet football program from 1928-42, and then again from 1946-54. In those two spans, Welch won 115 games and is the all-time winningest coach in ESU football history. The Super Turf playing surface is named for the W.S. and E.C. Jones Trust that provided the lead gift for the artificial surface.

Opened in 1937 and dedicated in 1960, the stadium sits just north of beautiful Lake Wooster and has seated as many as 10,000 fans when bleachers were added in each end zone. Permanent lighting makes it possible to televise games and play at night.

The facility also has been used extensively by individuals outside the University community. Welch Stadium is the home field of the Emporia High School football team and has hosted the Hershey Track and Field State Championships, Special Olympics, the 1998, 2004, 2008 and 2012 Kansas Shrine Bowls.

In 1992, the "GOING THE DISTANCE CAMPAIGN" was initiated. With its completion, track and field events once again were held at Emporia State. The NCAA Division II National Track and Field Outdoor Championships were held on the Zola Witten Track within Welch Stadium in 1995, 1999 and 2006.

In 1994, as part of the campaign's second phase, the east and west side concession areas, restroom facilities, and entrances were renovated. A new scoreboard was hoisted into place at the south end of the stadium and a new landscaped fence was erected.

In 1997, the final phase was completed in time for the University's 100th season of football. The Hutchinson Family Pavilion is a three-tiered facility which has enclosed theatre seating on the first floor, a president's box and four sky-boxes on the second floor, and a game-day management and media center on the third floor. The facility was one

of the first on the NCAA Division II level to offer enclosed sky-boxes.

Prior to the 2006 season the addition of the Super Turf playing surface and upgrade of the stadium's sound system enhanced the playability and fan experience of the historic stadium.

The John Baxter Sports Medicine Center was completed in the fall of 2013 providing a needed update to the athletic training facilities.

The first game at Welch Stadium came on Armistice Day, 1937. The Hornets tied St. Benedict's College, 20-20. More than 6,000 fans saw the first game in the facility.

The Hornets gained a tie for the Central Intercollegiate Conference title by beating Pittsburg State, 7-0, on Homecoming 1951. Quarterback Bob Sherrer won the game with a 69-yard TD run.

The Hornets defeated Washburn on Homecoming 1972, 41-7. With the win, the Hornets won the Great Plains Athletic Conference and earned a berth in the Boot Hill Bowl Game.

In 1973, a record crowd of 10,000 saw the Hornets defeat Northern Colorado, 10-0, as the Hornets vaulted to a No. 3 ranking in the NAIA. ESU tied UNC for the Great Plains Athletic Conference championship in 1973.

The Hornets defeated Harding, 32-9, as ESU advanced to the NAIA semifinals in 1989. After winning on the road the following week at Adams State, ESU played for the national title against Carson-Newman.

The Hornets won their first ever Mid-America Intercollegiate Athletics Association game when they defeated Missouri Western, 23-22, before a crowd of more than 5,800 on September 21, 1991.

The Hornets defeated Washburn, 64-35, in front of a regional television audience, on October 30, 1997. Brian Shay became the school's all-time leading rusher and finished the game with an MIAA-record 469 all-purpose yards.

On September 19, 1998 the Hornets defeated Pittsburg State, 38-28, in front of 9,200 fans - the second largest crowd in Welch Stadium history.

Emporia State again defeated Pittsburg State on October 12, 2002 this time by a score of 13-3 on the way to the Hornets first postseason appearance since 1989.

The Hornets went 4-1 on the Jones Field at Welch Stadium turf in 2010, their best home record since 2002. ESU then made it three straight seasons at .500 or better going 4-1 in 2012.

The addition of Jones Field at Welch Stadium to the Hutchinson Family Pavilion ESU has maintained its position as one of the finest football facilities at the NCAA Division II level in the nation.


## FACILITY RECORDS

1981	0-5
1982	2-3
1983	1-4
1984	2-3
1985	4-1
1986	5-0
1987	4-2
1988	4-1
1989	5-0
1990	4-3
1991	3-2
1992	4-1
1993	2-3
1994	2-3
1995	2-4
1996	1-5
1997	4-1
1998	4-1
1999	3-3
2000	3-2
2001	3-3
2002	4-1
2003	4-2
2004	3-2
2005	1-4
2006	1-4
2007	1-4
2008	4-2
2009	1-5
2010	4-1
2011	3-3
2012	4-1
<b>Total</b>	<b>.89-78 (.533)</b>





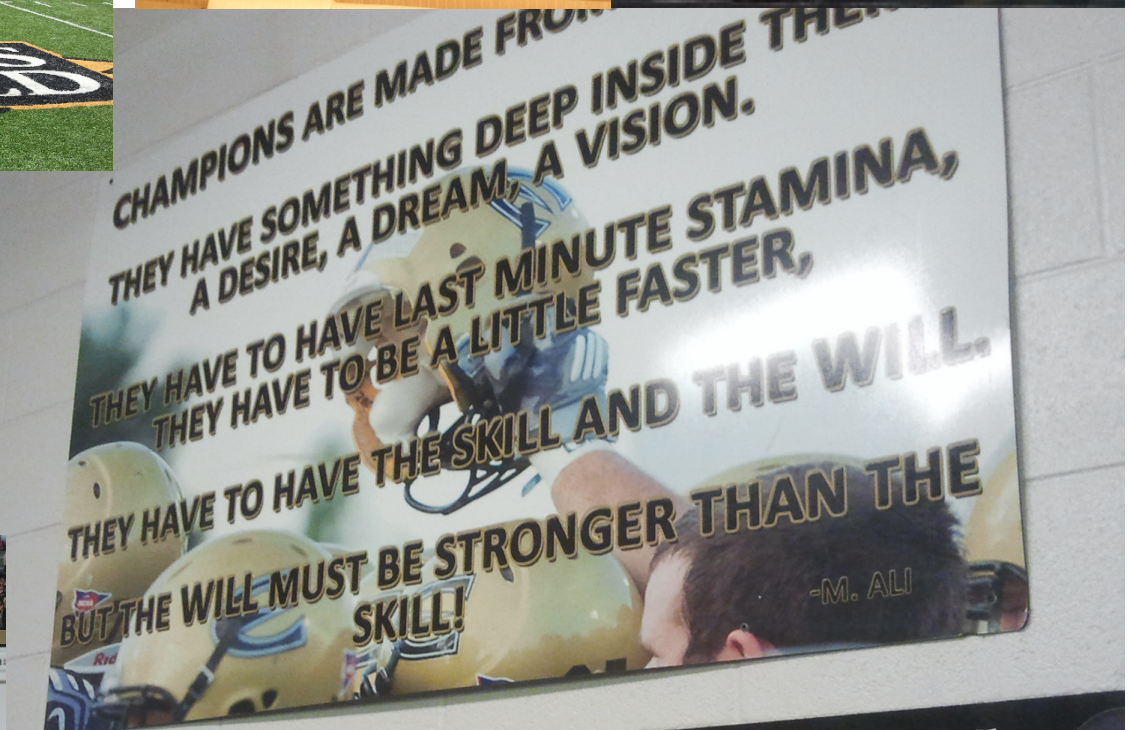
# Emporia State Facilities



A new Super Turf artificial surface was installed at Welch Stadium in the summer of 2005.

A new sound system was installed in the summer of 2006, to enhance the enjoyment of the gameday experience for Hornet fans.

The Hutchinson Family Pavilion includes private suites and has served as a model for programs across the country wishing to upgrade their facilities.



The Larry Kramer Hall of Excellence and renovations to the Hornets Nest weight room were completed in 2011.

**The ESU football program is committed to providing an environment for the student-athlete which hopefully maximizes the potential for success.**







# Lifter of the Year



## Emporia State Football Lifter of the Year

### *Austin Willis*

The lifter of the year goes to the Hornet that shows the most improvement, leadership in the weight room and best overall performance.

The 2012-13 lifter of the year is Austin Willis, a receiver from Topeka, Kansas. Willis had the highest cumulative grade for the Hornets on testing day.



## 2013 Night of Champions

Each year the Hornets hold a Night of Champions- a series of Strength and Conditioning contests at the end of Spring practices.

### The 2013 winners were:

#### Skill Positions

Bench - Austin Willis 405

Squat - Austin Willis 565

Power Clean - Jordan Tice 310

#### Mid Skill Positions

Bench - Ashton Reichmann 360

Squat - Reese Richards 555

Power Clean - Ashton Reichmann 305

#### Big Skill Positions

Bench - Jordan McAdoo 500

Squat - Justin Wilson 630

Power Clean - David Moore 310

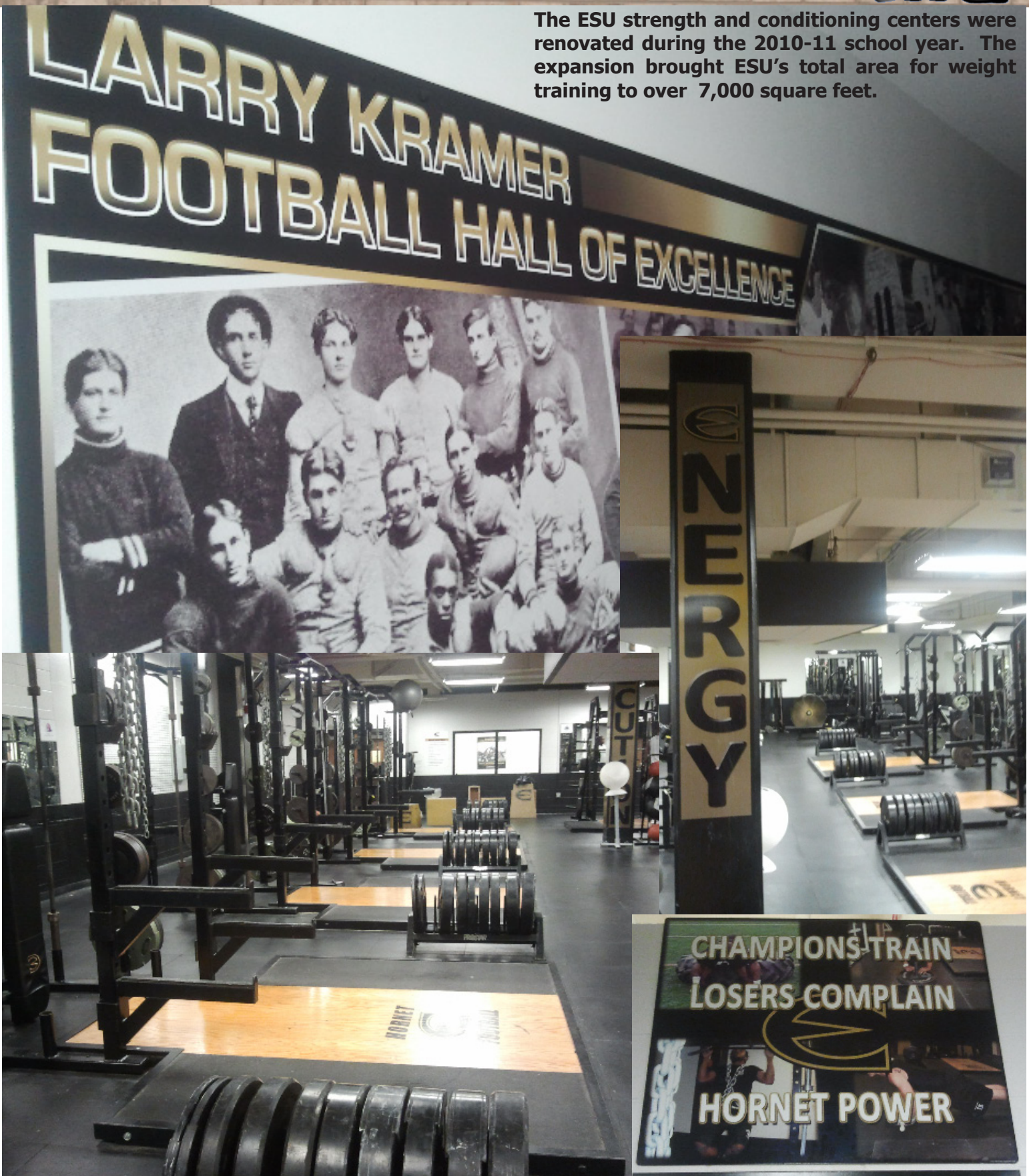




# Strength & Conditioning



The ESU strength and conditioning centers were renovated during the 2010-11 school year. The expansion brought ESU's total area for weight training to over 7,000 square feet.







# Head Coach Garin Higgins



**Garin Higgins**  
Head Coach

**Years Coaching at ESU:** Seven  
**ESU Record:** 29-38 (.433)  
**Overall Record:** 80-47 (.630)  
**College:** Emporia State in 1992

## THE HIGGINS FILE

### Coaching Career

2012	Head Coach - Emporia State	.....^10-2
2011	Head Coach - Emporia State	.....5-6
2010	Head Coach - Emporia State	.....5-6
2009	Head Coach - Emporia State	.....2-9
2008	Head Coach - Emporia State	.....4-7
2007	Head Coach - Emporia State	.....3-8
2006	Off. Coordinator - Northeastern State	.....4-6
2005	Co-Off. Coordinator - Minn. State	.....2-9
2004	Head Coach - Northwestern Okla.	.....*9-2
2003	Head Coach - Northwestern Okla.	.....#11-2
2002	Head Coach - Northwestern Okla.	.....*11-1
2001	Head Coach - Northwestern Okla.	.....*7-3
2000	Head Coach - Northwestern Okla.	.....#13-1
1999	Off. Coordinator - Northwestern Okla	.....113-0
1998	Off. Coordinator - Northwestern Okla	.....7-3
1997	Off. Coordinator - Northwestern Okla	.....5-5
1996	RB/QB Coach - Northwestern Okla	.....*8-3
1995	RB/QB Coach - Northwestern Okla	.....5-5
1994	RB/QB Coach - Northwestern Okla	.....1-9
1993	Grad. Asst. - Northeastern State	.....7-3
1992	Grad. Asst. - Northeastern State	.....5-5

### Playing Career

1990	Quarterback - Emporia State	.....6-4
1989	Quarterback - Emporia State	.....#11-2
1988	Quarterback - Emporia State	.....*8-3
1987	Quarterback - Emporia State	.....*7-4

^Kanza Bowl Champion  
!NAIA National Champion  
#NAIA National Runners-up  
\*NAIA Playoffs

"Emporia State can and will compete for conference championships in football," said Higgins. "And the MIAA is hands down the best conference in the nation."

He was named the 21st head football coach at Emporia State on December 15, 2006. Higgins was one of 72 formal applicants for the position.

A native of Blackwell, Okla. where he was an all-state quarterback, Higgins earned his undergraduate degree at Emporia State in 1992. He was a four-year letterman for the Hornets and helped lead the team to a national runner-up finish in 1989. He has been involved with four teams that have played for or won national championships as a player, coordinator or head coach.

"Emporia State provided me a wonderful experience as a student-athlete and I hope to do the same for my players," said Higgins. "We are going to recruit kids that want to come to ESU and represent this university well on the field, in the classroom and in the community."

Higgins and his wife Heather, a 1995 graduate of Emporia State, are the parents of three children - son Halen and daughters Harlee and Gracyn.

Former Hornet Garin Higgins completed his sixth season at his alma mater by leading Emporia State to a 10-2 record and Kanza Bowl Championship. He has an 80-47 record in 11 years as a head coach after going 29-38 in his first six seasons with the Hornets.

Emporia State had one of the best turnarounds in the country in 2012. They improved by five wins over last year's 5-6 record and finished in second place in the rugged MIAA. Higgins offense set several school records in 2012 as the Hornets racked up ten wins for the first time since 1989, when Higgins was suited up as quarterback.

He led the Hornets to within one game of a post season berth in both 2010 and 2011 before last year's break through season. He has helped establish a true home field advantage for Emporia State, with the Hornets winning at least four home games in three of the last four seasons.

Under Higgins the Hornets have developed a high powered offense that ranked tenth in the nation in passing offense and 25th in total offense last season after ranking 23rd in the nation in total offense in 2011. They have been an opportunistic defense that ranked eighth in the nation in pass defense efficiency last season and led the nation in interceptions and was ranked second nationally in turnover margin in 2011.

Higgins compiled a 51-9 record (.857) as the head coach at Northwestern Oklahoma State University before becoming the co-offensive coordinator at Minnesota State in 2005. Prior to returning to Emporia State he was the offensive coordinator at Northeastern State in the 2006 season.

While at NWOSU, the Rangers qualified for the NAIA playoffs five consecutive seasons, had three national title game appearances and he was named the Central State Football League Coach of the Year five straight years from 2000 through 2004. Higgins's offense rolled up over 42 points per game from 1999-2003 and his rushing offense led the nation in 1999 and 2000. The Rangers won 31 consecutive games from Oct. 1998 through December 2000 and were 15-3 against NCAA Division II schools under Higgins. His .857 winning percentage is the highest in NWOSU history.

Higgins has coached three players that have gone on to play in the NFL - Lynn Scott with the Dallas Cowboys, Sam Breeden with the Green Bay Packers and current San Diego Charger Patrick Crayton. Former Hornet Adam Schiltz is in training camp with the Houston Texans this fall while former Hornet Harold Ayodele was with the Kansas City Chiefs in training camp in 2012.



# 7 Questions with Coach Higgins



## **You had a great season last year, what does your team need to do to build on that?**

We need to remember what got us to that point - hard work and investing in the program. We had great leadership from our seniors last season and current players need to step up and provide that this year. We need to believe that we are now a great team, but understand the difference between confidence and arrogance.

## **What are your goals for the program?**

We have many different goals within our program that may change throughout the season. We feel that if we take care of things on a week to week basis we have an opportunity to reach the ultimate goals of winning an MIAA Championship, playing in the NCAA Postseason Playoffs and the ultimate goal of winning a National Championship for Emporia State.

## **What most excites you about this season?**

We feel that our talent level is high and that has helped fuel the excitement that surrounds our program. Last season I think we wondered if we were good - now we realize that we can be great and compete for MIAA Championships.

## **What should fans expect to see out on the field when they come to Welch Stadium?**

We want our players to bring high energy and a relentless attitude every time we take the field. We will be well prepared and disciplined so that we can play as fast as we can.

## **How do you want the typical Hornet football player to be perceived?**

A player that has a strong work ethic, is concerned about his teammates and is mentally and physically tough. Someone having the right type of character off the field that is proud of their university and proud to be a Hornet.

## **What do you like the best about coaching at Emporia State?**

First of all, anytime you get a chance to come back to your alma mater as the head football coach, it really is a dream come true. Right now we have a good young staff that has bought in to what we are doing. We have a great A.D. and although a lot of places talk about it. I feel we have a true family atmosphere with the other coaches and their sports..

## **When a player graduates from your program, what do you want them to remember from it?**

I definitely want our player to have the same type of experience that I did as a student athlete at Emporia State. We want to be proud not only of our football program but of this great institution. We want them leaving here with a sense of pride that their alma mater is Emporia State University. We want them to be leaders in their communities and be a positive impact in everything they want to do in life.



Head Coach Garin Higgins with wife Heather and children son Halen, daughters (l-r) Gracy and Harlee





# Offensive Coordinator/O-Line Matt Walter



## **Matt Walter**

**Offensive Coordinator  
Strength and Conditioning  
Offensive Line**

**Years Coaching at ESU:** Fifth  
**College:** Northwestern Okla. St. 2001

**Recruiting Emphasis:** Kansas City,  
West Dallas, and Iowa Juco

Matt Walter begins his fifth season as ESU's Strength and Conditioning Coach and his third as Offensive Coordinator. His primary coaching position will be the offensive line.

Last season the Hornets led the MIAA and were ranked tenth in the nation in passing offense and were third in the MIAA and 25th in the nation in total offense. Emporia State scored over 40 points in six games last season, reaching 50 on three occasions.

Last season Emporia State was ranked 23rd in the nation in total offense and averaged over 430 yards per game. They had four games with over 500 yards of total offense with a season high 640 yards against Central Missouri. Center Lance Uhles was named a second-team All-MIAA and All-Super Region 4 selection. In his first season ESU ranked fourth in the MIAA in rushing offense, despite not having a running back in the top ten of the league's rushing stats. Two of his players earned honorable mention All-MIAA status.

In 2010 the Hornets ranked fourth in the MIAA in rushing offense, despite not having a running back in the top ten of the league's rushing stats. He has twice had a lineman earn second-team All-MIAA and a total of five earn All-MIAA honors in the last four years.

With four off-seasons under his belt, Walter has been able to fully implement his strength and conditioning program at Emporia State and the Hornets broke 43 records in the weight room last summer.

Walter spent the four previous seasons as the head strength and conditioning coach for the New Mexico State football team. Known to his athletes as 'The Punisher' for his grueling strength, speed and agility training, Walter guided the Aggies to break numerous school records in lifting, running and jumping. He also implemented a nutrition supplement program as well as the Lifter of the Year Award, given to the most outstanding achiever during the Aggies' off-season program. Walter is also recognized as a National Speed & Explosion Association certified coach.

Walter previously served as the head strength and conditioning coach at Southeastern Louisiana for one year. Prior to that, Walter spent one year at Louisiana Tech as an assistant strength and conditioning coach.

As a running back for coach Higgins at Northwest Oklahoma, Walter was named a 2000 NAIA Honorable Mention All-American as his squad finished as national runners-up. In 1999, Walter helped his team capture the NAIA National Title posting a 13-0 record.

Walter has two sons, Rowan and Torin.

*Coach Matt Walter with sons  
Torin and Rowan*





# Wide Receivers/Special Teams Matt Martin



## **Matt Martin**

**Wide Receivers  
Special Teams Coordinator**

**Years Coaching at ESU:** Sixth  
**College:** Emporia State '07

**Recruiting Emphasis:** North Central  
Kansas; East Dallas; California,  
Arizona and Kansas Juco

Matt Martin is in his sixth season as a coach Emporia State. He returned to his alma mater in 2010 following two years of coaching at Nebraska-Kearney. This is his fourth season as receivers coach and his third as special teams coordinator.

Last season he coached Shjuan Richardson to All-American honors as he ranked second in

single season receiving yards. He moved into second in career receiving yards as well. The Hornets had two receivers earn All-MIAA honors last season and they have picked up four all-conference honors in the last three seasons.

The receiving corps enjoyed a breakout season in 2011 with 15 Hornets catching a pass and eight of them pulling in at least an 18 yard reception. Shjuan Richardson earned All-MIAA honors with nine touchdowns to lead eight different Hornets with at least one touchdown reception.

In 2010 four different receivers caught touchdown passes and three of those four averaged over ten yards per reception with one earning honorable mention All-MIAA honors.

Martin spent the first four years of his coaching career on the defensive side of the football. He spent two seasons at Neb.-Kearney serving as the Loper's outside linebacker coach.

Following an outstanding playing career he began his coaching career as a graduate assistant at Emporia State where he coached the safeties.

Martin was a four year letterwinner for the Hornets. As a wide receiver, he caught 76 passes for 853 yards in his career and was a team captain on the 2003 MIAA Championship and NCAA Playoff team. Martin earned honorable mention all-state honors for Clay Center HS.



*Coach Matt Martin*





## Co-Defensive Coordinator/D-Line Mike LoPorto



### Mike LoPorto

**Co-Defensive Coordinator  
Defensive Line**

**Years Coaching at ESU:** Sixth  
**College:** Emporia State '10

**Recruiting Emphasis:** Kansas City;  
Dallas

Mike LoPorto will begin his sixth season as an assistant with the Hornets and will serve as co-defensive coordinator in 2013. He will continue to coach the defensive line.

He has had at least one player earn All-MIAA honors in each of the last three seasons. He has coached one All-American and another that has made an NFL training camp roster.

Last season Dakota Hagler earned All-MIAA honors with 39 tackles and four quarterback hurries. He coached Kennedy Ezimako to All-MIAA honors in the seniors first full season with the Hornets in 2011.

In 2010 he coached Danny Webb to First-Team AFCA All-American honors, the first time a Hornet defensive lineman was named First-Team All-American since John Lohmeyer in 1972. He was also the position coach for defensive tackle Harold Ayodele who spent training camp with the Kansas City Chiefs in 2011. He was the first Hornet rookie on an NFL training camp roster since running back Charlie Sanders worked out with the Detroit Lions in 2000.

He joined the coaching staff after playing with the Hornets for three seasons.

LoPorto played in 25 games from the linebacker position during an injury plagued career for Emporia State. He had a sack and five tackles against Northwest Missouri State during his sophomore season.

A 2004 graduate of Blue Springs South HS he earned first-team All-State All-Suburban Big 8 Conference honors as a senior.



*Coach Mike LoPorto with wife  
Kim*



# Co-Defensive Coordinator/Linebackers Bryan Nardo



## **Bryan Nardo**

**Co-Defensive Coordinator  
Linebackers**

**Years Coaching at ESU:** Second  
**College:** Ohio '08

**Recruiting Emphasis:** St. Louis;  
Northeast Oklahoma

Bryan Nardo will begin his second year as the linebackers coach at Emporia State and serve as co-defensive coordinator.

In his first season with the Hornets he coached Emporia State's first All-American at linebacker since 1999 and all three starters earned All-MIAA honors.

He spent 2011 at Missouri S&T. He joined Missouri S&T for the 2011 Season as the Linebackers Coach and Special Teams Coordinator. He was named the Great Lakes Football Conference Assistant Coach of the Year after helping the Miners improve from a 3-8 record in 2010 to 6-5 in 2011. He worked with a defensive unit that ranked 14th nationally in sacks and was 30th in the nation in rushing defense. He coached two first team All-Conference linebackers, one of whom became the first Miner with 100+ tackles in a season since 2006 and only the fourth player to do it in 15 years.

S&T led the GLFC in net punting, punt return yardage defense, and kickoff return yardage. The Miners were ranked 20th in NCAA Division II in yards per punt return at 5.7 yards per return.

Nardo was a Graduate Assistant at Ohio University in Athens, Ohio from 2008-2010. While at Ohio, he coached the nickel backs and outside linebackers. During his last two seasons with the Bobcats, Nardo assisted a defensive unit at Ohio that earned bowl berths, making the Little Caesar's Pizza Bowl in 2009 after winning the Mid-America Conference's Eastern Division title and the R&L Carriers New Orleans Bowl in 2010. Ohio's defensive unit was one of the best in the nation at forcing turnovers, ranking first in NCAA Division I by gaining 37 turnovers in 2009 and finishing 20th nationally in interceptions a year later with 17. The Bobcats defeated rival Miami Ohio five straight years during Nardo's time in Athens.

He also served as a Student Coach at Ohio from 2004-08, where he graduated with a bachelor's degree in sport management in 2008.

Nardo graduated from St. John Central HS in Bellaire, Ohio. A native of Shadyside, Ohio, his older brother Matt is the defensive backs coach at the University of Pikeville in Kentucky.

*Coach Bryan Nardo*







## Secondary/Recruiting Coordinator Nathan Linsey



### **Nathan Linsey**

**Secondary  
Recruiting Coordinator**

**Years Coaching at ESU:** Third  
**College:** Emporia State '10

**Recruiting Emphasis:** Western  
Kansas; Western & Central Oklahoma;  
Western Kansas Juco

Nathan Linsey is in his first year as a full-time assistant coach for the Hornets after spending two years as a graduate assistant.

This will be his first year coaching the secondary and serve as the recruiting coordinator.

He has assisted with the defensive line the past two years.

Linsey was named second-team All-MIAA at linebacker for Emporia State as a senior. He finished the year ranked 17th in the MIAA in tackles. He was also sixth in passes defended and ninth in fumble recoveries despite missing the final three games with a knee injury.

A native of nearby Lebo, Kansas, he was an All-Lyon County League selection at quarterback and defensive back for the Lions as a junior and senior and twice earned all-state honors as a defensive back.



*Coach Nathan Linsey*



# Runningbacks/Strength Justin Wieser



## Justin Wieser

**Running Backs  
Strength & Conditioning**

**Years Coaching at ESU:** Third  
**College:** Emporia State '09

**Recruiting Emphasis:** Nebraska

Justin Wieser is in his third season as a coach with the Hornets after spending a year in the private sector as a financial representative with Northwestern Mutual. He will coach the running backs, will assist with the Hornets' strength and conditioning program and serve as the director of football operations.

The Hornets have not had a running back with more than 120 carries for the season during his tenure but have averaged nearly 1,300 yards out of the tailback position each of the last three years. The primary running backs over those years have carried the ball between 69 and 118 times per year and have combined to average 4.5 yards per carry.

Wieser took over the daily management of the strength and conditioning program for the entire Emporia State Athletic department this year. The Hornet football team broke 25 strength and conditioning records when they reported back for fall camp.

Wieser gained 735 yards as a running back for the Hornets from 2006-09. He had a career high 156 yards against Western State in 2007.



*Coach Justin Wieser*





## Graduate & Volunteer Assistants



### **Cory Sullivan** **Defensive Line**

Cory Sullivan is in his first year with the Hornets after a year on the staff at Missouri S&T.

Prior to his time in Rolla, he was at Ohio University where he worked with the Bobcats' wide receivers, running backs and special teams. He was also responsible for film breakdown, scout teams and charting opponent tendencies on game day. He graduated from Ohio in 2012 with a Bachelor's degree in sport sciences. He will be a graduate assistant working with the defensive line.

---



### **Lance Uhles** **Offensive Line**

Lance Uhles is in his first year with the Hornet coaching staff after an outstanding career at Emporia State.

Uhles started every game at center for the Hornets since setting foot on campus in 2009. He was a two-time second-team All-MIAA performer and earned All-Regional honors for the Hornets. He will be a graduate assistant and work with the offensive line.

---



### **Chuck Detwiler** **Secondary**

Chuck Detwiler is in his first year with the Hornet coaching staff following coaching stints at the NCAA Division I and California high school and junior college levels.

Detwiler saw action in 35 games from 1970-73 for the San Diego Chargers and St. Louis Cardinals. He was an all-conference defensive back at Utah State. Following his playing days, he served as an assistant coach at Stanford and Weber State before becoming a head coach at the high school level. Last season he was an assistant coach at College of the Desert in Palm Desert, Calif. before moving to Emporia to be closer to his daughter. He will be a volunteer coach and work with the secondary.

---



# Student Assistants



**T.J. Andrade**

**Football Operations/Defensive Line**

This is Andrade's fourth year of involvement with football operations for the Hornets. He has handled video duties for the first three years and is assisting with the defensive line this year.



**Danny George**

**Football Operations/Wide Receivers**

George is in his second year with the Hornets and assists with football operations and the wide receivers.



**Jeff Richards**

**Nickel Backs**

An All-MIAA selection at linebacker for Emporia State last season, Richards is in his first year with the Hornet coaching staff. He was fourth on the team in tackles with 54 and led the team with 13 passes defended. He will work with the nickel linebackers.



**Terrence Coleman**

**Outside Receivers**

A former quarterback for coach Higgins at Northwestern Oklahoma State, Coleman will be a student coach as he finishes his degree at Emporia State. He was a member of the 1997 NAIA National Championship team at NWOSU and played two years of arena football following his time in Alva.



**Drew Nichols**

**Quarterbacks**

A former quarterback for Emporia State, Nichols joined the staff last season after an injury ended his career. He assists with the quarterbacks.



**Dakota Hagler**

**Defensive Line**

Hagler is in his first season on the coaching staff with the Hornets after a stand-out four year career. He will mainly assist the defensive line at practice and home games.



**Kameron Neal**

**Offensive Line**

Neal is in his first season on the coaching staff with the Hornets following a two year career that was cut short by injury. He will mainly assist the offensive line at practice and home games.





# 2013 Emporia State Roster

No.	Name	Pos.	Ht.	Wt.	Cl.	Hometown	High School/Previous School
1	Jordan Tice	RB	5'9	194	Jr.-2L	Osage City, Kan.	Osage City HS
2	Brandon Gentz	S	6'1	195	So.-1L	Emporia, Kan.	Emporia HS
3	Julian Dozier	DB	5'9	176	Sr.-3L	Round Rock, Texas	Stony Point HS
4	Gary Fortune	DB	6'0	171	Sr.-1L	Indian Head, Md.	Henry Lackey HS/Ohio
5	Trent Davis	RB	5'10	202	So.-1L	Wright City, Mo.	Wright City HS
6	Kavaski Ervin	WR	5'9	175	So.-1L	Mesquite, Texas	Mesquite HS
7	Drake Smithton	WR	5'9	196	So.-1L	Woodward, Okla.	Woodward HS/Oklahoma State
8	Dozie Iwuagwa	RB	5'8	190	Sr.-1L	Pittsburg, Calif.	Clayton Valley HS/Diablo Valley CC
9	Chris Poston	S	6'1	195	Sr.-3L	Oklahoma City, Okla.	Bishop Guinness HS
10	Mitchell Foote	WR	6'3	190	Fr.-RS	Enid, Okla.	Enid HS
11	Ray Ray Davis	WR	6'1	205	Sr.-2L	Indian Trail, N.C.	Sun Valley HS/Hutchinson CC
12	Ty Reasnor	QB	6'2	181	Fr.-HS	Cashion, Okla.	Cashion HS
13	Corben Jones	QB	6'1	205	Fr.-RS	Yukon, Okla.	Yukon HS
14	Ace Mayze	DB	5'11	175	Fr.-HS	Arlington, Texas	Seguin HS
15	Brent Wilson	QB	6'0	190	So.-1L	Ponca City, Okla.	Ponca City HS
16	Dyland Walker	WR	6'3	212	So.-SQ	Schertz, Texas	Clemens HS/Eastern New Mexico
17	Tariq Allen	LB	6'2	233	Jr.-TR	Irving, Texas	MacArthur HS/Texas
18	J.P. Lohrentz	S	6'1	175	Fr.-RS	Buhler, Kan.	Buhler HS
20	Jarett Strode	DB	5'11	183	So.-1L	St. Charles, Mo.	Francis Howell HS
21	Kadeem Satchell	S	6'2	195	Jr.-2L	Princeton, Texas	Princeton HS
22	Deveon Dinwiddie	DB	5'9	170	Jr.-TR	Hutchinson, Kan.	Hutchinson HS/HCC/NDSU
23	Deshawn Dinwiddie	LB	6'2	215	Jr.-TR	Hutchinson, Kan.	Hutchinson HS/North Dakota State
24	Corben Abila	LB	6'1	202	So.-1L	Weatherford, Texas	Ft. Worth Brewer HS
25	Austin Willis	WR	5'10	177	Jr.-2L	Topeka, Kan.	Shawnee Heights HS
26	Josh Mathews	RB	5'8	192	Jr.-RS	McKinney, Texas	North HS/Drake
27	Antonio Brown	RB	5'11	185	Fr.-RS	St. Louis, Mo.	Christian Brothers HS
28	Tre Dickerson	CB	5'9	170	Fr.-RS	Corinth, Texas	Lake Dallas HS
29	Curtis Shorts	S	6'1	197	So.-RS	Fort Worth, Texas	Lake Worth HS/Abilene Christian
30	Kumani Armstead	DB	6'0	185	Fr.-HS	N. Richland Hills, Texas	Richland HS
31	Remington Whitley	LB	6'1	215	Fr.-HS	Olathe, Kan.	Olathe South HS
32	Marcus Houghton	DB	5'11	185	Fr.-HS	McPherson, Kan.	McPherson HS
33	Josh Monteagudo	S	6'1	200	Fr.-RS	Cape Coral, Fla.	Cape Coral HS/Hutchinson CC
34	Jason Tetuan	LB	6'1	213	So.-1L	Topeka, Kan.	Hayden HS
35	Nikita Brown	RB	5'9	176	Jr.-TR	Kansas City, Kan.	Piper HS/William Jewell
36	Jaelen Bledsoe	H	6'3	210	Fr.-HS	Tulsa, Okla.	McClain HS
37	John Banister	RB	5'11	193	So.-1L	Topeka, Kan.	Hayden HS
38	Cole Shankie	LB	6'1	198	Fr.-RS	Madison, Kan.	Madison HS
40	Clayton Boatright	LB	6'1	215	So.-SQ	Argonia, Kan.	Argonia HS
41	Shacquille Holley	LB	6'0	204	Fr.-HS	Wildwood, Mo.	Lafayette HS
42	A.J. West	RB	5'10	176	Fr.-HS	Yukon, Okla.	Yukon HS
43	Larhon Walker	DB	5'9	172	Fr.-RS	Kansas City, Mo.	Ruskin HS
44	Jordan Robinson	LB	6'2	210	Fr.-TR	Topeka, Kan.	Highland Park HS/Butler CC
45	Reese Richards	H	6'2	238	Fr.-RS	Azle, Texas	Azle HS
46	Connor Thierolf	H	6'4	235	So.-TR	Marion, Kan.	Marion HS/Hutchinson CC
48	Aaron Matthews	DL	6'2	248	Sr.-3L	McKinney, Texas	McKinney North HS
49	Collin Kile	H	5'11	212	Fr.-RS	Madison, Kan.	Madison HS
50	Brandon Goodman	LB	5'10	196	Fr.-RS	Paola, Kan.	Paola HS
51	Cole Combes	S	6'2	195	Fr.-HS	Overland Park, Kan.	Blue Valley HS
52	Jordan Sanders	LB	6'1	220	Sr.-2L	Chicago, Ill.	Warner Robins (Ga.) HS/Coffeyville CC
53	Donovan Walker	DL	6'0	235	Fr.-HS	Cottleville, Mo.	Francis Howell HS
54	Ashton Reichmann	LB	5'11	221	Sr.-3L	Maize, Kan.	Maize HS
55	Gabe Cleveland	LB	6'1	207	Fr.-HS	Eudora, Kan.	Eudora HS
56	Tyler Joliff	DL	6'2	233	So.-SQ	Corinth, Texas	Guyer HS
57	Joe Pomatto	OL	6'0	255	Fr.-HS	Paola, Kan.	Paola HS
58	Dane Riley	OL	6'5	272	Fr.-HS	Azle, Texas	Azle HS
60	Thomas O'Grady	OL	6'3	280	Fr.-HS	Topeka, Kan.	Hayden HS
62	Jake Roepke	OL	6'6	305	So.-TR	Marietta, Kan.	Royal Valley HS/Butler CC
63	Logan Duff	DL	6'0	269	Jr.-TR	Wichita, Kan.	Derby HS/Butler CC

Alphabetical Roster	
24 .....	Corben Abila
17 .....	Tariq Allen
30 .....	Kumani Armstead
37 .....	John Banister
36 .....	Jaelen Bledsoe
77 .....	Aaron Blount
40 .....	Clayton Boatright
27 .....	Antonio Brown
71 .....	Clayton Brown
35 .....	Nikita Brown
82 .....	Anthony Buffalomeat
55 .....	Gabe Cleveland
81 .....	Logan Clothier
51 .....	Cole Combes
11 .....	Ray Ray Davis
5 .....	Trent Davis
28 .....	Tre Dickerson
23 .....	Deshawn Dinwiddie
22 .....	Deveon Dinwiddie
3 .....	Julian Dozier
63 .....	Logan Duff
65 .....	Garrett Ericson
6 .....	Kavaski Ervin
84 .....	Jake Farley
10 .....	Mitchell Foote
4 .....	Gary Fortune
2 .....	Brandon Gentz
50 .....	Brandon Goodman
66 .....	Danny Goodman
70 .....	Paul Griffin
79 .....	Dylan Hall
75 .....	Russell Hampton
99 .....	Reed Hartshorn
41 .....	Shacquille Holley
32 .....	Marcus Houghton
8 .....	Dozie Iwuagwa
76 .....	Beau Jenkins
56 .....	Tyler Joliff
13 .....	Corben Jones
98 .....	James Junious
49 .....	Collin Kile
72 .....	Ryan Kincaid
86 .....	Josh Klumpe
87 .....	Eli Kuhns
18 .....	J.P. Lohrentz
80 .....	Kory Lonberger
91 .....	Ryan Louia



# 2013 Emporia State Roster



Alphabetical Roster		No.	Name	Pos.	Ht.	Wt.	Cl.	Hometown	High School/Previous School
48	Aaron Matthews	64	Jarrett Stastny	OL	6'4	300	Fr.-RS	Sanger, Texas	Sanger HS
26	Josh Mathews	65	Garrett Ericson	OL	6'2	277	Sr.-1L	Bronson, Kan.	Uniontown HS/Ft. Scott CC
14	Ace Mayze	66	Danny Goodman	OL	6'0	318	Jr.-1L	Emporia, Kan.	Emporia HS
69	Jordan McAdoo	67	Trey Rodgers	OL	6'4	275	Sr.-3L	Collinsville, Okla.	Collinsville HS
92	Ben Melick	68	Cody Weston	OL	6'3	278	Fr.-RS	Wichita, Kan.	Maize South HS
33	Josh Monteagudo	69	Jordan McAdoo	OL	6'4	299	So.-1L	Piedmont, Okla.	Piedmont HS
60	Thomas O'Grady	70	Paul Griffin	DL	6'2	335	So.-SQ	Kansas City, Mo.	Ruskin HS
57	Joe Pomatto	71	Clayton Brown	OL	6'7	310	Jr.-1L	Braymer, Mo.	Braymer HS/Iowa Central CC
9	Chris Poston	72	Ryan Kincaid	DL	6'3	330	Jr.-TR	Kansas City, Kan.	Bishop Miege HS/Ft. Scott CC
73	Eric Pruitt	73	Eric Pruitt	DL	6'1	350	Jr.-TR	Chicago, Ill.	Morgan Park HS/Ellsworth CC
12	Ty Reasnor	74	Jake Warehime	OL	6'0	305	Fr.-HS	Del City Okla.	Del City HS
54	Ashton Reichmann	75	Russell Hampton	DL	6'5	304	So.-SQ	Ottawa, Kan.	Central Heights HS
45	Reese Richards	76	Beau Jenkins	OL	6'3	296	Fr.-RS	Corsicana, Texas	Mildred HS
58	Dane Riley	77	Aaron Blount	OL	6'5	302	Jr.-2L	Garland, Texas	Lakeview Centennial HS
44	Jordan Robinson	78	Tanner Surber	OL	6'6	299	Jr.-1L	Osawatomie, Kan.	Osawatomie HS
67	Trey Rodgers	79	Dylan Hall	OL	6'5	295	Fr.-HS	Topeka, Kan.	Seaman HS
62	Jake Roepke	80	Kory Lonberger	WR	5'10	183	Jr.-SQ	Minneapolis, Kan.	Minneapolis HS/McPherson College
52	Jordan Sanders	81	Logan Clothier	WR	6'3	194	So.-1L	Topeka, Kan.	Topeka HS
85	DeWayne Sanford	82	Anthony Buffalomeat	WR	6'2	181	Fr.-RS	Lawrence, Kan.	Lawrence HS
21	Kadeem Satchell	83	Joe Wietham	WR	5'11	207	So.-SQ	Clay Center, Kan.	Clay Center HS
97	Kyle Savner	84	Jake Farley	DL	6'4	243	Sr.-3L	Carrollton, Texas	Hebron HS
94	Nick Schutte	85	DeWayne Sanford	WR	6'3	181	Fr.-RS	Lawton, Okla.	MacArthur HS
38	Cole Shankie	86	Josh Klumpe	H	6'3	232	Sr.-3L	Olpe, Kan.	Olpe HS
88	Neil Shortell	87	Eli Kuhns	K	6'2	190	So.-1L	Copperas Cove, Texas	Copperas Cove HS
29	Curtis Shorts	88	Neil Shortell	DL	6'4	262	Sr.-TR	Mission Hills, Kan.	Bishop Miege HS/Butler CC/UConn
7	Drake Smithton	89	Braiden Verner	H	6'3	232	So.-SQ	Perryton, Texas	Perryton HS
64	Jarrett Stastny	90	Nick Vega	DE	6'2	252	Fr.-RS	Emporia, Kan.	Emporia HS
95	Jor'Don Stephenson	91	Ryan Louia	DE	6'3	264	Sr.-3L	Burlington, Kan.	Burlington HS
20	Jarett Strode	92	Ben Melick	DL	6'2	265	Sr.-1L	Leavenworth, Kan.	Leavenworth HS
78	Tanner Surber	93	Justin Wilson	DL	6'0	322	So.-1L	Luther, Okla.	Luther HS
34	Jason Tetuan	94	Nick Schutte	DL	6'3	280	Jr.-TR	Elk Run Heights, Iowa	Waterloo East HS/Ellsworth CC
46	Connor Thierolf	95	Jor'Don Stephenson	DL	6'4	247	So.-SQ	Kansas City, Mo.	Bishop Hogan Prep HS
1	Jordan Tice	96	Nick Young	DL	6'2	280	Fr.-HS	Hartford, Kan.	Madison HS
90	Nick Vega	97	Kyle Savner	K	5'10	217	Sr.-SQ	Basehor, Kan.	Basehor-Linwood HS/Coffeyville CC
89	Braiden Verner	98	James Junious	DL	6'1	227	So.-1L	Arlington, Texas	Lamar HS
53	Donovan Walker	99	Reed Hartshorn	DL	6'3	244	So.-SQ	Garden Plain, Kan.	Garden Plain HS
16	Dyland Walker		Taylor Brown	DE	6'1	205	Fr.-HS	Andover, Kan.	Andover Central HS
43	Larhon Walker		Jonathon Burton	RB	5'11	200	Fr.-TR	Enid, Okla.	Enid HS/Air Force Academy
74	Jake Warehime		Terrance Deener	QB	5'10	170	Fr.-TR	Mansfield, Ohio	Mansfield HS
42	A.J. West		Jason Ellison	DL	5'10	185	Fr.-HS	Raytown, Mo.	Raytown HS
68	Cody Weston		Jeramie Fischer	LB	5'11	220	Fr.-HS	Overland Park, Kan.	Shawnee Mission South HS
31	Remington Whitley		Steele Fleming	DL	6'2	231	Jr.-TR	Pratt, Kan.	Pratt HS/Hutchinson CC
83	Joe Wietham		Leon Flintroy	DB	5'9	160	Fr.-HS	Las Vegas, Nev.	Desert Pines HS
25	Austin Willis		Marcus Hicks	DB	5'10	166	Fr.-HS	Derby, Kan.	Derby HS
15	Brent Wilson		Brett Hontz	DB	6'2	187	Fr.-RS	Wathena, Kan.	Wathena HS
93	Justin Wilson		Cameron Kam	S	6'2	195	Fr.-HS	Holton, Kan.	Holton HS
96	Nick Young		Hunter McDonald	RB	6'0	221	Fr.-HS	Azle, Texas	Azle HS
			Elliot Montgomery	DB	6'0	175	Fr.-HS	Wildwood, Mo.	Lafayette HS
			Dameitrik Morris	DL	6'0	275	Jr.-TR	Hutchinson, Kan.	Hutchinson HS/Garden City CC
			Austin Morton	K	5'9	180	Fr.-HS	Rockwall, Texas	Rockwall HS
			Deonte Robinson	WR	5'6	160	Fr.-HS	Wildwood, Mo.	Lafayette HS
			Samuel Saidi	DB	6'0	190	Jr.-TR	Dodge City, Kan.	Dodge City HS/Dodge City CC
			Dakota Weaver	K	5'11	150	Fr.-HS	Topeka, Kan.	Shawnee Heights HS
			Daniel Williams	WR	6'3	175	So.-TR	DeSoto, Kan.	DeSoto HS/Graceland
		IR	Chris Lee	CB	5'9	175	Fr.-RS	St. Louis, Mo.	Sumner HS





# Roster Breakdown

## **HORNETS BY CLASS SENIORS (18)**

Ray Ray Davis, Julian Dozier, Garrett Ericson, Jake Farley, Gary Fortune, Alex Harrell, Dozie Iwuagwa, Charlston Johnson, Josh Klumpe, Ryan Louia, Aaron Matthews, Ben Melick, Chris Poston, Ashton Reichmann, Trey Rodgers, Jordan Sanders, Kyle Savner, Neil Shortell.

## **JUNIORS (17)**

Tariq Allen, Aaron Blount, Clayton Brown, Nikita Brown, Deveon Dinwiddie, Deshawn Dinwiddie, Steele Fleming, Danny Goodman, Ryan Kincaid, Kory Lonberger, Josh Mathews, Kadeem Satchell, Samuel Saidi, Nick Schutte, Tanner Surber, Jordan Tice, Austin Willis.

## **SOPHOMORES (28)**

Corben Abila, John Banister, Spencer Bauman, Clayton Boatright, Trent Davis, Kavaski Ervin, Brandon Gentz, Paul Griffin, Russell Hampton, Reed Hartshorn, Tyler Joliff, James Junious, Eli Kuhns, Jordan McAdoo, Jake Roepke, Tevin Rutherford, Curtis Shorts, Drake Smithton, Jor'Don Stephenson, Jarrett Strode, Jason Tetuan, Connor Thierolf, Braiden Verner, Dyland Walker, Joe Wietharn, Daniel Williams, Brent Wilson, Justin Wilson.

## **FRESHMAN (53)**

### **Redshirts/Transfers (23)**

Antonio Brown, Anthony Buffalomeat, Tre Dickerson, Mitchell Foote, Brandon Goodman, Brett Hontz, Beau Jenkins, Collin Kile, J.P. Lohrentz, Josh Monteagudo, David Moore, Reese Richards, DeWayne Sanford, Cole Shankie, Wyatt Smith, Jarrett Stastny, Nick Vega, Cody Weston, Corben Jones, Larhon Walker, Jonathon Burton, Terrance Deener, Jordan Robinson.

### **True (30)**

Kumani Armstead, Jaelen Bledsoe, Taylor Brown, Gabe Cleveland, Cole Combes, Justin Coryell, Jason Ellison, Jeramie Fischer, Leon Flintroy, Dylan Hall, Marcus Hicks, Shacquille Holley, Marcus Houghton, Cameron Karn, Ace Mayze, Hunter McDonald, Elliot Montgomery, Austin Morton, Thomas O'Grady, Joe Pomatto, Ty Reasnor, Dane Riley, Deonte Robinson, Dalton Troutman, Donovan Walker, Jake Warehime, Dakota Weaver, A.J. West, Remington Whitley, Nick Young.

## **HORNETS BY POSITION OFFENSE (53)**

### **Quarterbacks (5)**

Terrance Deener, Alex Harrell, Ty Reasnor, Corben Jones, Brent Wilson.

### **Wide Receivers (13)**

Anthony Buffalomeat, Mitchell Foote, Kory Lonberger, Deonte Robinson, DeWayne Sanford, Daniel Williams, Ray Ray Davis, Kavaski Ervin, Charlston Johnson, Drake Smithton, Dyland Walker, Joe Wietharn, Austin Willis.

### **H Backs (6)**

Jaelen Bledsoe, Collin Kile, Josh Klumpe, Reese Richards, Connor Thierolf, Braiden Verner.

### **Running Backs (10)**

Antonio Brown, Nikita Brown, Jonathon Burton, Josh Mathews, Hunter McDonald, A.J. West, John Banister, Trent Davis, Dozie Iwuagwa, Jordan Tice.

### **Offensive Linemen (19)**

Aaron Blount, Clayton Brown, Garrett Ericson, Danny Goodman, Dylan Hall, Beau Jenkins, Ryan Kincaid, Jordan McAdoo, David Moore, Thomas O'Grady, Joe Pomatto, Dane Riley, Trey Rodgers, Tevin Rutherford, Jarrett Stastny, Tanner Surber, Jake Warehime, Cody Weston, Nick Young.

### **DEFENSE (59)**

#### **Secondary (22)**

Kumani Armstead, Clayton Boatright, Tre Dickerson, Deveon Dinwiddie, Julian Dozier, Leon Flintroy, Gary Fortune, Brandon Gentz, Cameron Karn, Marcus Hicks, Brett Hontz, Marcus Houghton, J.P. Lohrentz, Ace Mayze, Josh Monteagudo, Elliot Montgomery, Chris Poston, Samuel Saidi, Kadeem Satchell, Curtis Shorts, Jarrett Strode, Larhon Walker.

#### **Linebackers (16)**

Corben Abila, Tariq Allen, Spencer Bauman, Gabe Cleveland, Cole Combes, Deshawn Dinwiddie, Jeramie Fischer, Brandon Goodman, Shacquille Holley, Ashton Reichmann, Jordan Robinson, Jordan Sanders, Cole Shankie, Wyatt Smith, Jason Tetuan, Remington Whitley

#### **Defensive Line (21)**

Taylor Brown, Justin Coryell, Jason Ellison, Jake Farley, Steele Fleming, Paul Griffin, Russell Hampton, Reed Hartshorn, Tyler Joliff, James Junious, Ryan Louia, Aaron Matthews, Ben Melick, Jake Roepke, Nick Schutte, Neil Shortell, Jor'Don Stephenson, Dalton Troutman, Nick Vega, Donovan Walker, Justin Wilson.

### **SPECIAL TEAMS**

#### **Kicker (4)**

Eli Kuhns, Austin Morton, Kyle Savner, Dakota Weaver.

## **HORNETS BY HOME STATE**

### **Kansas (53)**

John Banister, Spencer Bauman, Clayton Boatright, Nikita Brown, Taylor Brown, Anthony Buffalomeat, Gabe Cleveland, Cole Combes, Deshawn Dinwiddie, Deveon Dinwiddie, Garrett Ericson, Jeramie Fischer, Steele Fleming, Brandon Gentz, Brandon Goodman, Danny Goodman, Dylan Hall, Russell Hampton, Reed Hartshorn, Marcus Hicks, Brett Hontz, Marcus Houghton, Cameron Karn, Collin Kile, Ryan Kincaid, Josh Klumpe, J.P. Lohrentz, Kory Lonberger, Ryan Louia, Ben Melick, Thomas O'Grady, Joe Pomatto, Ashton Reichmann, Jordan Robinson, Jake Roepke, Tevin Rutherford, Samuel Saidi, Kyle Savner, Cole Shankie, Neil Shortell, Wyatt Smith, Tanner Surber, Jason Tetuan, Connor Thierolf, Jordan Tice, Nick Vega, Dakota Weaver, Cody Weston, Remington Whitley, Joe Wietharn, Daniel Williams, Austin Willis, Nick Young.

### **Texas (25)**

Corben Abila, Tariq Allen, Kumani Armstead, Tre Dickerson, Julian Dozier, Kavaski Ervin, Jake Farley, Beau Jenkins, Charlston Johnson, Tyler Joliff, James Junious, Eli Kuhns, Josh Mathews, Aaron Matthews, Ace Mayze, Hunter McDonald, David Moore, Austin Morton, Reese Richards, Dane Riley, Kadeem Satchell, Curtis Shorts, Jarrett Stastny, Braiden Verner, Dyland Walker.

### **Missouri (14)**

Antonio Brown, Clayton Brown, Trent Davis, Jason Ellison, Paul Griffin, Alex Harrell, Shacquille Holley, Elliot Montgomery, Deonte Robinson, Jor'Don Stephenson, Jarrett Strode, Dalton Troutman, Donovan Walker, Larhon Walker.

### **Oklahoma (14)**

Jaelen Bledsoe, Jonathon Burton, Justin Coryell, Mitchell Foote, Jordan McAdoo, Chris Poston, Ty Reasnor, Trey Rodgers, DeWayne Sanford, Drake Smithton, Jake Warehime, A.J. West, Brent Wilson, Justin Wilson.

### **California (1)**

Dozie Iwuagwa

### **Florida (1)**

Josh Monteagudo

### **Illinois (1)**

Jordan Sanders

### **Iowa (1)**

Nick Schutte

### **Maryland (1)**

Gary Fortune

### **Nevada (1)**

Leon Flintroy

### **North Carolina (1)**

Ray Ray Davis

### **Ohio (1)**

Terrance Deener

## **COACHING STAFF**

### **Head Coach/Quarterbacks**

Garin Higgins (7th Year)

### **Offensive Coaches**

#### **O-Coordinator/OL/S&C**

Matt Walter (5th Year)

#### **Rec./Spec. Team Coord**

Matt Martin (6th Year)

#### **RB/Asst. S&C/Dir. of FB Ops**

Justin Wieser (2nd Year)

#### **O-Line**

Lance Uhles (1st Year)

#### **Football Ops/WR**

Danny George (2nd Year)

#### **Quarterbacks**

Drew Nichols (2nd Year)

#### **Outside Receivers**

Terrence Coleman (1st Year)

### **Defensive Coaches**

#### **Co-Def. Coord./D-Line**

Mike LoPorto (6th Year)

#### **Co-Def. Coord./Linebackers**

Bryan Nardo (2nd Year)

#### **Secondary/Recruiting Coord.**

Nathan Linsey (3rd Year)

#### **Defensive Line**

Cory Sullivan (1st Year)

#### **Secondary**

Chuck Detwiler (1st Year)

#### **Football Ops/D-Line**

T.J. Andrade (4th Year)

#### **Linebackers**

Jeff Richards (1st Year)

## **PRONUNCIATION GUIDE**

### **Kavaski Ervin**

Ka-vass-key

### **Dozie Iwuagwa**

Doe-zee EE-WAHG-woo

### **Tyler Joliff**

Joe-Liff

### **Ashton Reichmann**

Rike-man

### **Larhon Walker**

La-ron



# Returning Player Career Highs



## Rushes (min. 5)

Dozie Iwuagwa	18	at Northeastern St. '12
Jordan Tice	14	vs. Ft. Hays St. '12
Brent Wilson	8	vs. Lincoln '12
Trent Davis	7	at Truman '12

## Yards Rushing (min. 10)

Jordan Tice	91	vs. Central Okla. '12
Dozie Iwuagwa	80	at Northeastern St. '12
Trent Davis	75	at Truman '12
Kavaski Irvin	26	at SW Baptist '12
Brent Wilson	25	vs. Mo. Western '12
Ray Ray Davis	19	at Washburn '12

## Rushing Touchdowns

Dozie Iwuagwa	3	at Truman '12
Jordan Tice	1	3x last vs. UCO '12
Ray Ray Davis	1	2x last at WU '12

## Long Rush (Min. 15)

Jordan Tice	54	at Lincoln '11
Trent Davis	52	at Truman '12

## Receptions (min. 2)

Ray Ray Davis	9	2x last at NWMSU '12
Brandon Gentz	5	vs. Lincoln '12
Austin Willis	4	at Neb.-Kearney '12
Dozie Iwuagwa	4	at Northeastern St. '12
Jordan Tice	4	vs. Ft. Hays State '12
Josh Klumpe	2	at Washburn '12
Kavaski Irvin	2	at Northeastern St. '12

## Yards Receiving (min. 15)

Ray Ray Davis	138	at Northwest Mo. '12
Austin Willis	74	at SW Baptist '12
Josh Klumpe	63	at Washburn '12
Dozie Iwuagwa	54	at Northeastern St. '12
Dyland Walker	44	at Washburn '12
Kavaski Ervin	42	vs. Central Okla. '12
Jordan Tice	37	vs. Ft. Hays State '12
Brandon Gentz	37	vs. Ft. Hays State '12

## Touchdown Receptions

Ray Ray Davis	2	at Truman '12
Austin Willis	1	2x last at WU '12
Jordan Tice	1	vs. Ft. Hays State '12
Josh Klumpe	1	at Washburn '12
Kavaski Ervin	1	vs. Central Okla. '12
Dyland Walker	1	at Washburn '12

## Long Reception (min. 20)

Austin Willis	73	at SW Baptist '12
Ray Ray Davis	46	at Northeastern St. '12
Kavaski Ervin	42	vs. Central Okla. '12
Josh Klumpe	38	at Washburn '12
Brandon Gentz	37	vs. Ft. Hays State '12
Dozie Iwuagwa	31	at Northeastern St. '12

## Pass Attempts (Min. 5)

Brent Wilson	11	vs. Lincoln '12
--------------	----	-----------------

## Pass Completions

Brent Wilson	4	vs. Lincoln '12
Ray Ray Davis	1	vs. TAMU-Kingsville '12

## Yards Passing

Brent Wilson	44	at Washburn '12
Ray Ray Davis	7	vs. TAMU-Kingsville '12

## Long Pass

Brent Wilson	44	at Washburn '12
Ray Ray Davis	7	vs. TAMU-Kingsville '12

## Touchdown Passes

Brent Wilson	1	at Washburn '12
Ray Ray Davis	1	vs. TAMU-Kingsville '12

## Tackles (min. 4)

Jordan Sanders	15	2x last vs. TAMUK '12
Chris Poston	11	vs. TAMU_Kingsville '12
Kadeem Satchell	10	vs. Mo. Western '12
Julian Dozier	9	at Pittsburg St. '09
Aaron Matthews	5	4x last vs. TAMUK '12
Gary Fortune	5	vs. Central Okla. '12
Jake Farley	4	at Lincoln '11
Ashton Reichmann	4	2x last vs. Lincoln '12
Jarrett Strode	4	at Washburn '12

## Tackles for Loss (min. 1.0)

Aaron Matthews	2.0	2x last vs. LWU '12
Chris Poston	2.0	2x last vs. TAMUK '12
Kadeem Satchell	2.0	at Truman '12
Jordan Sanders	1.5	vs. Lincoln '12
Ryan Louia	1.0	2x last vs. Lincoln '12

## Sacks

Aaron Matthews	1.0	2x last vs. LWU '12
Jordan Sanders	1.0	2x last vs. LWU '12
Kadeem Satchell	1.0	at Truman '12
Corben Abila	1.0	1.0 at Truman '12
Ryan Louia	1.0	vs. Mo. S&T '10

## Interceptions

Gary Fortune	2	vs. Lindenwood '12
Chris Poston	1	7x last vs. TAMUK '12
Jordan Sanders	1	2x last vs. TAMUK '12
Julian Dozier	1	at Truman '09

## Long Interception (Min. 3)

Chris Poston	47	at Neb.-Kearney '12
Jordan Sanders	6	vs. TAMU-Kingsville '12



Dozie Iwuagwa averaged 3.9 yards per rush last season.



Ryan Louia had tackles for loss against Neb.-Kearney, Lincoln and Lindenwood last season.



Eli Kuhns tied the Emporia State school record with a 51 yard field goal against Lindenwood last season.





## 2013 Preview

Emporia State experienced a break through season last year, winning ten games, placing second in the MIAA and winning the Kanza Bowl. That breakthrough was a by-product of the hard work put in by the coaches and players as they moved into the upper echelon of the toughest football conference in NCAA Division II.

The Hornets look to build on last year's success with 14 returning starters and a total of 20 players that have started at least one game.

Offensively record setter Tyler Eckenrode has graduated, opening a quarterback battle in camp between sophomore Brent Wilson and red-shirt freshman Corben Jones. Wilson saw action in nine games as a true freshman in 2012. He was three for four for 70 yards and a touchdown over his last three games after earning Oklahoma Coaches Association Class 6A All-Star honors at Ponca City (Okla.) HS. He threw for 2,747 yards and 28 touchdowns as a senior. Jones redshirted last season following an All-State career at Yukon (Okla.) HS. He threw for 1,999 yards and 20 touchdowns as a senior and had over 7,000 career passing yards for Yukon HS.

Whoever comes out on top of the quarterback battle will have seven of the top nine receivers back from last year led by two-time All-MIAA pick Ray Ray Davis. A big receiver with a knack for making catches in traffic, Davis has 111 catches for 1,439 yards in his first two seasons with the Hornets. He is a versatile athlete and threw a touchdown pass in the Kanza Bowl. Junior Austin Willis caught 26 passes last season for 326 yards. Also a member of the Hornet track team, he has shown big play potential with a 74 yard touchdown grab to give Emporia State the lead at Southwest Baptist last season. Kavaski Ervin played at both receiver and corner back last season and will start the year on the offensive side of the ball. He was the only Hornet to have a rush of over 25 yards and a reception of over 40 yards last season.

With All-American Adam Schiltz in training camp with the Houston Texans, Josh Klumpe will look to take over the H-back position. Klumpe had a 38 yard touchdown grab against Washburn and a 32 yard reception against Northwest Missouri last season.

Running backs Jordan Tice and Dozie Iwaugwa each averaged 3.9 yards per carry last season and combined for eight touchdowns. Tice had a 91 yard game against Central Oklahoma last season before suffering an injury that kept him out of the next game at Northeastern State. Iwaugwa then stepped in and gained a season high 80 yards against the RiverHawks. Look for them to split time again this season as the Hornets again spread the ball around.

One of the veteran groups for Emporia State is on the offensive line where four players return that started at least five games last season. Clayton Brown is the only returner to start all 12 games last season. He should be joined at the tackle position by Aaron Blount who started ten games. Jordan McAdoo started eight games as well between the guard and tackle position. Trey Rodgers started the first five games at guard before a season ending injury. Look for Danny Goodman and Garrett Ericson to be upperclassmen competing for the interior spots on the line as well.



*Jordan Tice had a season high 90 yards on the ground against Central Oklahoma last season.*



*Jordan McAdoo started eight games on the offensive line for the Hornets last season.*



*Ray Ray Davis was an honorable mention All-MIAA performer the last two years for the Hornets.*



# 2013 Preview



All-MIAA pick Chris Poston returns for his senior season and has been on several preseason All-American watch lists. He had four interceptions last season with a season long 47 yard return at Nebraska-Kearney. An honorable-mention All-MIAA pick as a true freshman, he played in just three games and sat out the next two years due to injury. Former starters Julian Dozier and Gary Fortune will be coming back from injuries this season. Dozier saw action in the first two games before suffering a broken foot. Fortune injured his knee and missed the final five games of the season. The rest of the defensive backfield will be young with sophomore Jarett Srode one of the few to have game experience with the Hornets last season.

Jordan Sanders is back for his senior year after earning honorable mention All-MIAA honors last season when he was second on the team with 97 total tackles. He is also being mentioned on some preseason All-America lists after grabbing at least ten tackles in each of the last three games last season, including a season high 15 in the Kanza Bowl against Texas A&M-Kingsville. A pair of Division I transfers should be in the mix early for starting positions.

Tariq Allen was rated among the top 20 inside linebackers in the country as a senior at MacArthur HS before joining the Texas Longhorns. He will have two years remaining at Emporia State. Deshawn Dinwiddie played in 21 games for NCAA Division I-FCS Champion North Dakota State before transferring to Emporia State. A native of Hutchinson, Kan. he will also have two years remaining with the Hornets.

The defensive line lost three of four starters from last season. Aaron Mathews is the lone returner and he led the Hornets with four sacks and nine tackles for loss. Three other players saw significant time last season. Fifth year senior Ryan Louia played in all 12 games with one start last season. He is able to use his size to break up four passes and block two kicks at the line of scrimmage. True freshmen Justin Wilson and James Junious played in 12 and ten games respectively. Several transfers will be expected to help out in the rotating system including Ryan Kincaid from Ft. Scott CC, Nick Schutte from Ellsworth CC and Neil Shortell from UConn.

The Hornets used three different kickers to set an MIAA record with seven made field goals against Lincoln last season. Two of them are gone, but Eli Kuhns returns after tying the Emporia State record with a 51 yarder against the Blue Tigers. Last season he became the first Hornet true freshman to connect on six field goals of over 40 yards in a season. He also averaged over 53 yards on his kick-offs with eight touchbacks.

The punt game is one area of concern going into the season and running back Jordan Tice would be the projected starter heading into training camp.

With Truman moving to the GLVC this year, Emporia State will play just ten regular season games beginning with a pair of Thursday night games. The Hornets open at Ft. Hays State on Sept. 5 and will open the home season on Sept. 12 against Neb.-Kearney on Jones Field at Welch Stadium.



*Jordan Sanders is the top returning tackler for the Hornets after earning All-MIAA honors last season.*



*Chris Poston was named 2nd-team All-MIAA last year and is a preseason All-American coming into 2013.*



*Eli Kuhns tied the Emporia State school record with his 51 yard field goal against Lincoln.*



# Meet the Hornets

1

## Jordan Tice Running Back



**Height:** 5-9

**Weight:** 194

**Year:** Jr -2L

**Major:** Physical Education

**Hometown:** Osage City, Kan.

**Previous:** Osage City HS

**Parents:**

Jeff and Lynn Tice

### Tice's Career Statistics

RUSHING	g	att	yards	td	long	avg/c	avg/g
2011	11	11	106	1	54	9.6	9.6
2012	10	82	320	2	36	3.9	32.0
<b>TOTAL</b>	<b>21</b>	<b>93</b>	<b>426</b>	<b>3</b>	<b>54</b>	<b>4.6</b>	<b>20.3</b>

Tice had 320 yards on 82 carries last season with two touchdowns. He led Emporia State with 12 carries for 67 yards at Southwest Baptist. He had a career high 91 yards on 12 carries against Central Oklahoma. He had ten carries for 33 yards and a touchdown at Neb.-Kearney. He averaged 9.6 yards per carry with a touchdown as a freshman.



Jordan Tice had 91 yards and a touchdown on the ground against Central Oklahoma last season.

2

## Brandon Gentz Safety



**Height:** 56-1

**Weight:** 191

**Year:** So.-1L

**Major:** Physical Education

**Hometown:** Emporia, Kan.

**Previous:** Emporia HS

**Parents:**

Jeff and Karen Gentz

### Gentz's Career Statistics

ALL PURPOSE	g	rush	rcv	pr	kr	ir	total	avg/g
2012	12	12	93	0	0	0	105	8.8
<b>TOTAL</b>	<b>12</b>	<b>12</b>	<b>93</b>	<b>0</b>	<b>0</b>	<b>0</b>	<b>105</b>	<b>8.8</b>

Gentz has moved to safety after playing receiver last season. He had a career high five catches against Lincoln for 16 yards and had one catch for 37 yards against Ft. Hays State.

3

## Julian Dozier Defensive Back



**Height:** 5-9

**Weight:** 176

**Year:** Sr. - 3L

**Major:** Business

**Hometown:** Round Rock, Texas

**Previous:** Stony Point HS

**Parents:**

Mitchell and Stephanie Dozier

### Dozier's Career Statistics

TACKLES	g	ua	a	total	tfl	pd	ff	fr	blk
2009	11	23	11	34	0.0-0	5	1	1	1
2010	10	20	8	28	0.0-0	4	0	1	1
2011	11	17	9	26	0.0-0	3	0	0	0
2012	2	8	7	15	0.0-0	2	1	0	0
<b>TOTAL</b>	<b>34</b>	<b>68</b>	<b>35</b>	<b>103</b>	<b>0.0-0</b>	<b>14</b>	<b>2</b>	<b>2</b>	<b>2</b>

Dozier saw action in the first two games before suffering a broken foot against Neb.-Kearney last year. He was named Defensive Player of the Game by the Hornet coaches after recording seven tackles with a forced fumble against Ft. Hays State last year. He had played in all 35 games he was available for until his injury.



# Meet the Hornets



4

## Gary Fortune Defensive Back



**Height:** 6-0  
**Weight:** 170  
**Year:** Sr.-1L  
**Major:**

**Hometown:** Indian Head, Md.  
**Previous:** Henry Lackey HS  
**Parents:**  
Gary and Kathy Fortune

### Fortune's Career Statistics

TACKLES	g	ua	a	total	tfl	pd	ff	fr	blk
2012	6	14	6	20	1.0-1	6	0	0	0
TOTAL	6	14	6	20	1.0-1	6	0	0	0

Fortune missed the final five games of last season with an injury. He picked off two passes against Lindenwood and had two more pass break ups to go with four tackles before injuring his knee. He had five tackles and a pass break up against Central Oklahoma after missing the Neb.-Kearney game with a hamstring injury. He had one tackle for loss against Ft. Hays State and added a 24 yard kick return after transferring from Ohio University.

5

## Trent Davis Running Back



**Height:** 5-10  
**Weight:** 197  
**Year:** So.-1L

**Hometown:** Wright City, Mo.  
**Previous:** Wright City HS  
**Parents:**

### Davis' Career Statistics

RUSHING	g	att	yards	td	long	avg/c	avg/g
2012	10	13	88	0	52	6.8	8.8
TOTAL	10	13	88	0	52	6.8	8.8

Davis gained a career high 75 yards against Truman last year on just seven carries. He redshirted in 2011. He was an All-St. Louis Meteor area performer for Wright City HS where he gained 2,738 yards with 33 touchdowns.

6

## Kavaski Ervin Wide Receiver



**Height:** 5-9  
**Weight:** 174  
**Year:** So.-1L  
**Major:** Criminal Justice

**Hometown:** Mesquite, Texas  
**Previous:** Mesquite HS  
**Parents:**  
LaShunda Ervin

### Ervin's Career Statistics

RECEIVING	g	rec	yards	td	long	rec/g	avg/c	avg/g
2012	11	5	86	1	42	0.5	17.2	7.8
TOTAL	11	5	86	1	42	0.5	17.2	7.8

Ervin played at both receiver and corner back last season and will start the year on the offensive side of the ball. He was the only Hornet to have a rush of over 25 yards and a reception of over 40 yards last season. He averaged 17.2 yards per catch and had a 42 yard touchdown reception against Central Oklahoma before moving over to defense against Truman.

7

## Drake Smithton Wide Receiver



**Height:** 5-9  
**Weight:** 190  
**Year:** So.- 1L  
**Major:** Undecided

**Hometown:** Woodward, Okla.  
**Previous:** Oklahoma State  
**Parents:**

### Smithton's Career Statistics

RECEIVING	g	rec	yards	td	long	rec/g	avg/c	avg/g
2012	10	4	34	0	11	0.4	8.5	3.4
TOTAL	10	4	34	0	11	0.4	8.5	3.4

Smithton had four catches for 34 yards last season after transferring from Oklahoma State.



# Meet the Hornets

8

## Dozie Iwuagwu Running Back



**Height:** 5-8  
**Weight:** 190  
**Year:** Sr.-1L  
**Major:**

**Hometown:** Pittsburg, Calif.  
**Previous:** Diablo Valley CC  
**Parents:**

Iwuagwu's Career Statistics							
RUSHING	g	att	yards	td	long	avg/c	avg/g
2012	12	91	357	6	30	3.9	29.8
TOTAL	12	91	357	6	30	3.9	29.8

Iwuagwu had 357 yards on 91 carries with six touchdowns last season. He led Emporia State with 79 yards on 14 carries with a career high three touchdowns at Truman. He had a career high 18 carries for 80 yards and two touchdowns at Northeastern State. He also had four catches for 54 yards to end with 134 all-purpose yards.



*Dozie Iwuagwu scored three rushing touchdowns on 14 carries with 79 yards at Truman last year.*

9

## Chris Poston Defensive Back



**Height:** 6-1  
**Weight:** 193  
**Year:** Sr.-3L  
**Major:** Business

**Hometown:** Indian Head, Md.  
**Previous:** Ohio University  
**Parents:** Gary and Kathy Fortune

TACKLES	g	ua	a	total	tfl	pd	ff	fr	blk
2008	10	26	18	44	0.0-0	7	0	0	0
2009	3	6	2	8	0.5-1	2	0	0	0
2012	11	57	13	70	7.5-15	8	1	2	0
TOTAL	24	89	33	122	8.0-16	17	1	2	0

Poston returns for his final season and has been on several preseason All-American watch lists. He had four interceptions last season with a season long 47 yard return at Nebraska-Kearney. He also had 41 yard interception return against Texas A&M-Kingsville. He was an honorable mention All-MIAA pick as a true freshman for the Hornets in 2008.



*Chris Poston had four interceptions last season, including this 41 yard return against TAMU-Kingsville in the Kanza Bowl.*



# Meet the Hornets



10

## Mitchell Foote Wide Receiver



**Height:** 6-3  
**Weight:** 193  
**Year:** Sr.-3L  
**Major:** Undecided

**Hometown:** Enid, Okla.  
**Previous:** Enid HS  
**Parents:**  
Abby Foote

### Foote's Career Statistics

Year	G	Rush	Att	Yds	TD	Lg	Rec.	Yds	TD
2012							Redshirt		

Foote was impressive during his redshirt season and spring ball. He was a first-team All-State selection and is Enid HS's all-time leader with 102 receptions for 1,552 yards and 19 touchdowns in his career.

13

## Corben Jones Quarterback



**Height:** 6-1  
**Weight:** 205  
**Year:** Fr.-RS  
**Major:** Physical Education

**Hometown:** Yukon, Okla.  
**Previous:** Yukon HS  
**Parents:**  
Terry and Christy Jones

### Jones' Career Statistics

Year	G	Att	Cmp	Int	Yds	TD	Lg
2012							Redshirt Year

Jones redshirted last season following an All-State career at Yukon HS. He threw for 1,999 yards and 20 touchdowns as a senior and had over 7,000 career passing yards for Yukon HS.

11

## Ray Ray Davis Wide Receiver



**Height:** 6-1  
**Weight:** 205  
**Year:** Sr.-2L  
**Major:** Recreation

**Hometown:** Indian Trail, N.C.  
**Previous:** Hutchinson CC  
**Parents:**

### Davis' Career Statistics

RECEIVING	g	rec	yards	td	long	rec/g	avg/c	avg/g
2011	10	50	540	4	42	5.0	10.8	54.0
2012	12	61	899	8	46	5.1	14.7	74.9
TOTAL	22	111	1439	12	46	5.0	13.0	65.4

Davis has 111 catches for 1,439 yards in his first two seasons with the Hornets. He earned honorable mention All-MIAA honors after catching 61 passes for 899 yards and eight touchdowns. last season He caught and threw a touchdown pass in the Kanza Bowl. He had a career high 138 yards on nine catches at Northwest Missouri and scored a touchdown on a five yard rush. He had seven games with at least 80 yards receiving last year.



Ray Ray Davis has 111 catches in the last two years for the Hornets.



# Meet the Hornets

15

## Brent Wilson Quarterback



**Height:** 6-0

**Weight:** 183

**Year:** So.-1L

**Major:** Athletic Training

**Hometown:** Ponca City, Okla.

**Previous:** Ponca City HS

**Parents:**

Doug and Terri Wilson

### Wilson's Career Statistics

PASSING	g	cmp	att	int	yards	td	long	pct	avg/p	avg/g	effic
2012	9	7	21	2	112	1	44	33.3	5.3	12.4	74.8
<b>TOTAL</b>	<b>9</b>	<b>7</b>	<b>21</b>	<b>2</b>	<b>112</b>	<b>1</b>	<b>44</b>	<b>33.3</b>	<b>5.3</b>	<b>12.4</b>	<b>74.8</b>

Wilson saw action in nine games as a true freshman in 2012. He was three for four for 70 yards and a touchdown over his last three games. He completed his first touchdown pass of his career with a 44 yarder at Washburn. He completed his only pass attempt against Missouri Western and added 25 yards on two carries. He threw for 2,747 yards and 28 touchdowns as a senior at Ponca City HS.



*Brent Wilson played in nine games as a true freshman last season at quarterback for the Hornets.*

16

## Dyland Walker Wide Receiver



**Height:** 6-3

**Weight:** 205

**Year:** So.-SQ

**Major:**

**Hometown:** Schertz, Texas

**Previous:** Eastern New Mexico

**Parents:**

### Davis' Career Statistics

RECEIVING	g	rec	yards	td	long	rec/g	avg/c	avg/g
2012	1	1	44	1	44	1.0	44.0	44.0
<b>TOTAL</b>	<b>1</b>	<b>1</b>	<b>44</b>	<b>1</b>	<b>44</b>	<b>1.0</b>	<b>44.0</b>	<b>44.0</b>

Walker caught one pass last year and it was a big one. He hauled in a 44 yard touchdown from Brent Wilson against Washburn. He transferred to Emporia State from Eastern New Mexico. He was a first-team All-District honoree for Samuel Clemens HS in Schertz, Texas.

17

## Tariq Allen Linebacker



**Height:** 6-2

**Weight:** 240

**Year:** Jr.-TR

**Major:**

**Hometown:** Irving, Texas

**Previous:** MacArthur HS

**Parents:**

### Allen's Career Statistics

First year with the Hornets

Allen was rated among the top 20 inside linebackers in the country as a senior at MacArthur HS before joining the Texas Longhorns. He was rated #4 by ESPN and #16 by rivals.com.



# Meet the Hornets



18

**J.P. Lohrentz**  
Wide Receiver



**Height:** 6-1  
**Weight:** 185  
**Year:** Fr.-RS  
**Major:** Physical Therapy

**Hometown:** Buhler, Kan.  
**Previous:** Buhler HS  
**Parents:**  
Paul and Pam Lohrentz

#### Lohrentz's Career Statistics

RECEIVING	g	rec	yards	td	long	rec/g	avg/c	avg/
2012								
								Redshirt

Lohrentz redshirted on the defensive side for the ball last year and moves to offense this year. He was a first-team All-State Class 4A selection and earned first-team All-AVCTL selection at receiver and defensive back. He had 28 receptions for 826 yards and 12 touchdowns as a senior as Buhler HS went 23-2 his last two years.

20

**Jarett Strode**  
Defensive Back



**Height:** 5-11  
**Weight:** 183  
**Year:** So.-1L  
**Major:** Undecided

**Hometown:** St. Charles, Mo.  
**Previous:** Francis Howell HS  
**Parents:**  
Mondo & Sonja Strode

#### Strode's Career Statistics

TACKLES	g	ua	a	total	tfl	pd	ff	fr	blk
2012	7	7	5	12	0.0-0	0	0	1	0
TOTAL	7	7	5	12	0.0-0	0	0	1	0

Strode was credited with four tackles at Washburn. He had three tackles at Truman. He had 12 total tackles in seven games that included two starts last season after earning all-district honors for Francis Howell HS in St. Charles, Mo. as a senior in high school.

21

**Kadeem Satchell**  
Safety



**Height:** 6-2  
**Weight:** 210  
**Year:** Jr.-2L  
**Major:** Psychology

**Hometown:** Princeton, Texas  
**Previous:** Princeton HS  
**Parents:**  
Raymond and Syntha Satchell

#### Strode's Career Statistics

TACKLES	g	ua	a	total	tfl	pd	ff	fr	blk
2011	10	2	4	6	0.0-0	1	0	1	0
2012	12	27	18	45	3.0-9	2	0	0	0
TOTAL	22	29	22	51	3.0-9	3	0	1	0

Satchell had 45 tackles last season including a career high ten stops with a pass break up against Missouri Western. He had six tackles, two tackles for loss and a sack at Truman. He had seven tackles, including a tackle for loss against Lincoln in his first career start. He recorded six total tackles in ten games as a freshman.

22

**Deveon Dinwiddie**  
Defensive Back



**Height:** 5-9  
**Weight:** 170  
**Year:** Jr.-TR  
**Major:**

**Hometown:** Hutchinson, Kan.  
**Previous:** North Dakota St.  
**Parents:**

#### Dinwiddie's Career Statistics

First year with the Hornets

Dinwiddie played running back and gained 206 yards on 29 carries in ten games as running back for the Bison last year. He rushed 143 times for a team-high 860 yards and 12 touchdowns for Hutchinson CC and returned four kickoffs for an average of 21.8 yards per return. He was rated the 15th best player in Kansas by Rivals.com and played an integral role in Hutchinson HS's four straight state championships.



# Meet the Hornets

23

**Deshawn Dinwiddie**  
**Linebacker**



**Height:** 6-2  
**Weight:** 215  
**Year:** Jr.-TR

**Hometown:** Hutchinson, Kan.  
**Previous:** North Dakota St.  
**Parents:**

## Dinwiddie's Career Statistics

First year with the Hornets

Dinwiddie played in 21 games for NCAA Division I-FCS Champion North Dakota State before transferring to Emporia State. He recorded 24 tackles in 11 games as a sophomore for the Bison and played in 10 games as a true freshman, primarily on special teams. He was a second team all-Ark Valley-Chisholm Trail League Division I selection for Hutchinson HS in 2010.

24

**Corben Abila**  
**Linebacker**



**Height:** 6-1  
**Weight:** 205  
**Year:** So.-1L  
**Major:** Criminal Justice

**Hometown:** Weatherford, Texas  
**Previous:** Brewer HS  
**Parents:** Ronnie and Christie Abila

## Abila's Career Statistics

TACKLES	g	ua	a	total	tfl	pd	ff	fr	blk
2012	9	8	8	16	1.0-8	1	1	0	0
TOTAL	9	8	8	16	1.0-8	1	1	0	0

Abila had 16 tackles last year for the Hornets. He was All-District as a utility player in high school as well as being named the team MVP at C.F. Brewer HS.

25

**Austin Willis**  
**Wide Receiver**



**Height:** 5-10  
**Weight:** 180  
**Year:** Jr.-2L  
**Major:** Physical Education

**Hometown:** Topeka, KS  
**Previous:** Shawnee Heights HS  
**Parents:** Scott Willis, Lisa Willis

## Willis' Career Statistics

Willis caught 26 passes last season for 326 yards. Also a member of the Hornet track team, he has shown big play potential with a 74 yard touchdown grab to give Emporia State the lead at Southwest Baptist last season. He had three catches for 28 yards and a touchdown at Washburn.



Austin Willis caught 26 passes for 329 yards last season as a sophomore for Emporia State.



# Meet the Hornets



26

**Josh Matthews**  
**Running Back**



**Height:** 5-8  
**Weight:** 192  
**Year:** Jr.-RS

**Hometown:** McKinney, Texas  
**Previous:** Drake  
**Parents:** Jerry and Melina Matthews

#### Matthews' Career Statistics

Year	G	Rush	Att	Yds	TD	Lg	Rec.	Yds	TD
2012									

Redshirt Year

Matthews is in his second year with Emporia State. He redshirted last year after transferring from Drake. He played defensive back for the Bulldogs, seeing action in all 22 games while in Des Moines. He was a 2010 National Football Foundation Gridiron Club of Dallas Scholar-Athlete at McKinney North HS. He is the brother of Hornet defensive lineman Aaron Matthews.

27

**Antonio Brown**  
**Running Back**



**Height:** 5-11  
**Weight:** 185  
**Year:** Fr.-RS  
**Major:** Business

**Hometown:** St. Louis, Mo.  
**Previous:** Christian Bros. HS  
**Parents:** Donna Hynes  
Jeff and Karen Gentz

#### Brown's Career Statistics

Year	G	Att	Cmp	Int	Yds	TD	Lg
2012							

Redshirt Year

Brown redshirted last season at Emporia State. He was a first-team All-State selection for Christian Brothers HS in St. Louis. He scored 46 touchdowns and rushed for over 2600 yards combined as a junior and senior. He had four games with over 200 yards rushing as a senior.

28

**Tre Dickerson**  
**Cornerback**



**Height:** 5-9  
**Weight:** 164  
**Year:** Fr.-RS  
**Major:** Undecided

**Hometown:** Corinth, Texas  
**Previous:** Lake Dallas HS  
**Parents:** Roi and LeTecia Dickerson

#### Dickerson's Career Statistics

Year	G	UA	A	Total	TFL	Int	Yards
2012							

Redshirt Year

Dickerson redshirted at Emporia State last season. He had 39 catches for 625 yards and seven touchdowns as a senior at Lake Dallas HS. He also averaged 5.7 yards per carry on 64 rushes with five touchdowns.

29

**Curtis Shorts**  
**Safety**



**Height:** 6-1  
**Weight:** 190  
**Year:** So.-RS  
**Major:**

**Hometown:** Fort Worth, Texas  
**Previous:** Abilene Christian  
**Parents:**

#### Short's Career Statistics

Year	G	UA	A	Total	TFL	Int	Yards
2012							

Redshirt Year

Shorts worked with the practice squad last year after transferring from Abilene Christian. He was a unanimous first team all-district selection with 115 tackles at safety for Lake Worth HS in Fort Worth, Texas.



# Meet the Hornets

33

**Josh Monteagudo**  
Safety



**Height:** 5-11  
**Weight:** 185  
**Year:** Fr.-RS  
**Major:**

**Hometown:** Cape Coral, Fla.  
**Previous:** Hutchinson CC  
**Parents:**

#### Monteagudo's Career Statistics

Year	G	Rush Att	Yds	TD	Lg	Rec.	Yds	TD
2012								

Redshirt Year

Monteagudo is in his second year with the Hornets after redshirting last season.

34

**Jason Tetuan**  
Linebacker



**Height:** 6-1  
**Weight:** 205  
**Year:** So. -1L  
**Major:** Engineering

**Hometown:** Topeka, Kan.  
**Previous:** Hayden HS  
**Parents:**  
John and Theresa Tetuan

#### Tetuan's Career Statistics

TACKLES	g	ua	a	total	tfl	pd	ff	fr	blk
2012	12	6	1	7	0.0-0	0	0	0	0
TOTAL	12	6	1	7	0.0-0	0	0	0	0

Tetuan had seven tackles, six of them solo, last year for the Hornets. He earned second-team All-Centennial League honors on offense and defense for Topeka Hayden HS. His brother John was an All-American baseball player at Wichita State, brother Jesse was a member of the 2003 Big 12 Champion Kansas State football team and brother Jarod was an All-MIAA performer for Washburn in 2007.

37

**John Banister**  
Running Back



**Height:** 5-11  
**Weight:** 184  
**Year:** So.-1L  
**Major:** Business

**Hometown:** Topeka, Kan.  
**Previous:** Hayden HS  
**Parents:**

#### Banister's Career Statistics

Year	G	Rush Att	Yds	TD	Lg	Rec.	Yds
2012	4	4	10	0	7	0	0
TOTAL	4	4	10	0	7	0	0

Banister saw action in four games last season. He comes to ESU after a senior season at Topeka Hayden High School where he earned All-Centennial League honors as well as All-City honors as he rushed for 900 yards.

38

**Kole Shankie**  
Linebacker



**Height:** 6-1  
**Weight:** 158  
**Year:** Fr.-RS  
**Major:** Undecided

**Hometown:** Madison, KS  
**Previous:** Madison HS  
**Parents:**  
Phillip and Kelle Shankie

#### Shankie's Career Statistics

Year	G	UA	A	Total	TFL	Int	Yards
2012							

Redshirt Year

Shankie was a two-time all-state selection for Madison HS and was the two-time Emporia Gazette Area Player of the Year. He had 5,152 yards rushing and 122 touchdowns and had 29 receptions for 529 yards in his career for two time state champion Bulldogs



# Meet the Hornets



40

**Clayton Boatright**  
Linebacker



**Height:** 6-1  
**Weight:** 215  
**Year:** So.-SQ  
**Major:** Recreation

**Hometown:** Argonia, Kan.  
**Previous:** Argonia HS  
**Parents:**

**Boatright's Career Statistics**

TACKLES	g	ua	a	total	tfl	pd	ff	fr	blk
2012	1	1	0	1	0.0-0	0	0	0	0
TOTAL	1	1	0	1	0.0-0	0	0	0	0

Boatright saw action in one game last season picking up an unassisted tackle. He was a four year letterwinner for Argonia HS.

43

**Larhon Walker**  
Defensive Back



**Height:** 5-9  
**Weight:** 167  
**Year:** Fr.-RS  
**Major:** Physical Education

**Hometown:** Kansas City, Mo.  
**Previous:** Ruskin HS  
**Parents:**

**Walker's Career Statistics**


Year	G	Att	Cmp	Int	Yds	TD	Lg
2012							

Redshirt Year

Walker has been a key contributor to the Hornet practice squad for two years. He was a running back and defensive back at Hickman Mills HS.

45

**Reese Richards**  
H-Back



**Height:** 6-2  
**Weight:** 245  
**Year:** Fr.-RS  
**Major:** Undecided

**Hometown:** Azle, Texas  
**Previous:** Azle HS  
**Parents:**  
Jody and Connie Richards

**Richard's Career Statistics**

Year	G	UA	A	Total	TFL	Int	Yards
2012							

Redshirt Year

Richards redshirted for the Horents last season. He was the Team MVP and earned second-team All-District honors at both tight end and defensive end for Azle HS as a senior.

48

**Aaron Matthews**  
Defensive End



**Height:** 6-2  
**Weight:** 248  
**Year:** Sr.-3L  
**Major:** Health Promotions

**Hometown:** McKinney, Texas  
**Previous:** North HS  
**Parents:**  
Gary and Kathy Fortune

**Matthews, Career Statistics**

TACKLES	g	ua	a	total	tfl	pd	ff	fr	blk
2011	11	2	2	4	0.5-4	0	0	0	0
2012	12	21	17	38	9.0-42	1	0	0	0
TOTAL	23	23	19	42	9.5-46	1	0	0	0

Matthews is the lone returning starter on the defensive line and he led the Hornets with four sacks and nine tackles for loss. He had four solo tackles, including one for a loss at Washburn.



# Meet the Hornets

49

**Collin Kile**  
**H-Back**



**Height:** 5-11  
**Weight:** 195  
**Year:** Fr.-RS  
**Major:** Undecided

**Hometown:** Madison, Kan.  
**Previous:** Madison HS  
**Parents:**  
Greg and Lisa Kile

## Kile's Career Statistics

Year	G	Rush	Att	Yds	TD	Lg	Rec.	Yds	TD
2012									

Redshirt Year

Kile redshirted last season. He was an All-Lyon County League performer for Madison HS. He threw for 2,634 yards and 42 touchdowns with 847 rushing yards as a senior for the Bulldogs.

50

**Brandon Goodman**  
**Linebacker**



**Height:** 5-10  
**Weight:** 205  
**Year:** Fr.-RS  
**Major:**

**Hometown:** Paola, Kan.  
**Previous:** Paola HS  
**Parents:**

## Goodman's Career Statistics

TACKLES	g	ua	a	total	tfl	pd	ff	fr	blk
2012									

Redshirt Year

Goodman was a first-team All-State selection from the Kansas Football Coaches Association, Topeka Capital Journal and Wichita Eagle. He had 150 tackles his senior year for the Panthers. He was a Bobby Bell Award finalist and on the All-Simone team in the Kansas City Metro area

52

**Jordan Sanders**  
**Linebacker**



**Height:** 6-1  
**Weight:** 220  
**Year:** Sr.-2L  
**Major:** Physical Education

**Hometown:** Chicago, Ill.  
**Previous:** Warner-Robins GA HS  
**Parents:**

## Sanders' Career Statistics

TACKLES	g	ua	a	total	tfl	pd	ff	fr	blk
2011	10	33	32	65	4.0-5	1	1	1	0
2012	11	52	45	97	7.0-15	5	0	1	0
TOTAL	21	85	77	162	11.0-20	6	1	2	0

Sanders earned honorable mention All-MIAA honors last season when he was second on the team with 97 total tackles. He is being mentioned on some preseason All-America lists after grabbing at least ten tackles in each of the last three games, including a season high 15 in the Kanza Bowl against Texas A&M-Kingsville. He was the second leading returning tackler for the Hornets with 65 stops in just seven starts as a sophomore.

54

**Ashton Reichmann**  
**Linebacker**



**Height:** 5-11  
**Weight:** 227  
**Year:** Sr.-3L  
**Major:** Biology

**Hometown:** Maize, Kan.  
**Previous:** Maize HS  
**Parents:**  
Wade and Carla Reichmann

## Reichmann's Career Statistics

TACKLES	g	ua	a	total	tfl	pd	ff	fr	blk
2010	3	0	1	1	0.0-0	0	0	0	0
2011	11	7	6	13	0.00-0	0	0	0	0
2012	12	13	8	21	0.0-0	0	0	0	0
TOTAL	26	20	15	35	0.0-0	0	0	0	0

Reichmann had 21 tackles in 12 games last season for the Hornets. He is in his fifth year with the program. He had 13 total tackles as a sophomore when he saw time on both Hornet special teams and as a reserve linebacker. He was named first team All-State in Class 6A at Maize High School where he had 126 tackles during his senior season.



# Meet the Hornets



56

**Tyler Joliff**  
Defensive Line



**Height:** 6-2  
**Weight:** 233  
**Year:** So.-SQ  
**Major:** Physical Education

**Hometown:** Corinth, Texas  
**Previous:** Guyer HS  
**Parents:** Todd & Barbara Jollif

## Joliff's Career Statistics

TACKLES	g	ua	a	total	tfl	pd	ff	fr	blk
2011	0	0	0	0	0	0	0	0	0
2012	2	1	2	3	0.0-0	0	0	0	0
TOTAL	2	1	2	3	0.0-0	0	0	0	0

Joliff saw action in two games last seasonb with three tackles. He spent the 2011 season on the Hornets practice squad after redshirting in 2010. He was named All-District by the Texas Football Coaches Association on the defensive line at Guyer High School. He finished with 55 tackles including four sacks for the Wildcats his senior season. Hornet

62

**Jake Roepke**  
Offensive Line



**Height:** 6-6  
**Weight:** 280  
**Year:** So.- TR  
**Major:** Hometown: Marietta,

Kan.  
**Previous:** Butler CC  
**Parents:**

## Roepke's Career Statistics

First year with Hornets

Roepke returns to the gridiron after serving four years with the Third Squadron of the 89th Cavalry in the 4th Brigade of the 10th Mountain Division of the United States Army. He originally signed with Kansas State our of Royal Valley HS and played at Butler CC.

64

**Jarrett Stastny**  
Offensive Line



**Height:** 6-4  
**Weight:** 300  
**Year:** Fr.-RS  
**Major:** Education

**Hometown:** Sanger, Texas  
**Previous:** Sanger HS  
**Parents:** Danford Stastny and Shawna White

## Stastny's Career Statistics

Year	G	UA	A	Total	TFL	Int	Yards
2012							

Redshirt Year

Stastny redshirted last season for the Hornets. He was a first-team All-District and honorable mention All-State selection at left tackle for a 9-2 Sanger HS team as a senior.

65

**Garrett Erickson**  
Offensive Line



**Height:** 6-2  
**Weight:** 177  
**Year:** Sr. -1L  
**Major:**

**Hometown:** Bronson, KS  
**Previous:** Fort Scott CC  
**Parents:**

## Erickson's Career Statistics

Offensive Lineman

Erickson played in eight games last year after seeing time on the offensive line in one game for the Hornets and served as ESU's backup center most of the season. He was named honorable mention All-Jayhawk Conference at Fort Scott Community College. He earned first All-Three Rivers League honors at Marmaton Valley High School.



# Meet the Hornets

66

**Danny Goodman**  
**Offensive Line**



**Height:** 6-0  
**Weight:** 305  
**Year:** Jr.-1L  
**Major:** Physical Education

**Hometown:** Emporia, Kan.  
**Previous:** Emporia HS  
**Parents:**  
Marc and Becki Goodman

## Goodman's Career Statistics

### Offensive Lineman

Goodman is in his fourth year with the program. He has developed into a starter at center for the Hornets.

67

**Trey Rodgers**  
**Offensive Line**



**Height:** 6-4  
**Weight:** 282  
**Year:** Sr.-3L  
**Major:** Health Promotions

**Hometown:** Collinsville, Okla.  
**Previous:** Collinsville HS  
**Parents:**  
Jackie and Dean Rodgers

## Rodger's Career Statistics

### Offensive Lineman

Rodgers started the first five games at guard before a season ending injury last year.

68

**Cody Weston**  
**Offensive Line**



**Height:** 6-3  
**Weight:** 276  
**Year:** Fr.-RS  
**Major:** Education

**Hometown:** Wichita, KS  
**Previous:** Maize South HS  
**Parents:**  
Scott and Jamie Weston

## Weston's Career Statistics

Year	G	UA	A	Total	TFL	Int	Yards
2012							

Redshirt Year

Weston redshirted last year for the Hornets. He was a Kansas Football Coaches Association All-State pick. He earned first-team All-AVCTL honors on both the offensive and defensive lines and competed in the 2012 Kansas Shrine Bowl.

69

**Jordan McAdoo**  
**Offensive Line**



**Height:** 6-4  
**Weight:** 299  
**Year:** Jr.-RS  
**Major:** Business

**Hometown:** Piedmont, Okla.  
**Previous:** Piedmont HS  
**Parents:**  
Scot and Shelia McAdoo

## McAdoo's Career Statistics

Year	G	UA	A	Total	TFL	Int	Yards
2011							

Redshirt Year

McAdoo started eight games as well between the guard and tackle position and earned Squarehead honors against Lindenwood.



# Meet the Hornets



70

**Paul Griffin**  
Defensive Line



**Height:** 6-2  
**Weight:** 348  
**Year:** So.- SQ  
**Major:** Criminal Studies

**Hometown:** Kansas City, Mo.  
**Previous:** Ruskin HS  
**Parents:**

## Griffins' Career Statistics

TACKLES	g	ua	a	total	tfl	pd	ff	fr	blk
2011									
2012									

Redshirt

Practice Squad

He has spent two seasons as key member of the Hornet practice squad. He earned All-Conference honors on both sides of the ball and had 27 tackles his senior season at Ruskin High School. He also had nine tackles for a loss and anchored an offensive line that saw two 500 yard rushers for the Eagles.

71

**Clayton Brown**  
Offensive Line



**Height:** 6-7  
**Weight:** 310  
**Year:** Jr. -1L  
**Major:**

**Hometown:** Braymer, Mo.  
**Previous:** Iowa Central CC  
**Parents:**

## Brown's Career Statistics

Offensive Lineman

Brown was the Squarehead winner at Neb.-Kearney after transferring from Iowa Central CC.

72

**Ryan Kincaid**  
Defensive Line



**Height:** 6-3  
**Weight:** 330  
**Year:** Jr.-TR  
**Major:**

**Hometown:** Kansas City, Kan.  
**Previous:** Fort Scott CC  
**Parents:**

## Kincaid's Career Statistics

First year with the Hornets

Kincaid was named second-team All-Jayhawk Conference for Ft. Scott CC last season.

75

**Russell Hampton**  
Defensive Line



**Height:** 6-5  
**Weight:** 311  
**Year:** So.-SQ  
**Major:** Athletic Training

**Hometown:** Ottawa, Kan.  
**Previous:** Central Heights HS  
**Parents:** Chuck and Debbie Hampton

## Hampton's Career Statistics

TACKLES	g	ua	a	total	tfl	pd	ff	fr	blk
2012	3	2	0	2	0.0-0	0	0	0	0
TOTAL	3	2	0	2	0.0-0	0	0	0	0

Hampton saw action in three games last season after taking part on the practice squad in 2011 and redshirting during the 2010 campaign. He was a first-team All-Pioneer League performer on offense and defense at Central Heights High School his senior season. He earned All-State honors during his junior year for the Vikings.



# Meet the Hornets

76

## Beau Jenkins Offensive Line



**Height:** 6-3  
**Weight:** 300  
**Year:** Fr.-RS  
**Major:** Business

**Hometown:** Corsicana, Texas  
**Previous:** Mildred HS  
**Parents:** Larry & Yvonne Jenkins

### Jenkins' Career Statistics

#### Offensive Lineman

Jenkins redshirted last season for Emporia State. He was a first-team All-State Class 2A and named second-team All-Class All-Area by the Dallas Morning News. He played left tackle for Mildred HS and allowed no sacks in 290 passing attempts his senior year.

77

## Aaron Blount Offensive Line



**Height:** 6-5  
**Weight:** 295  
**Year:** Jr. -2L  
**Major:** Education

**Hometown:** Garland, Texas  
**Previous:** Lakeview Centennial HS  
**Parents:** Lori Blount

### Blount's Career Statistics

#### Offensive Lineman

Blount started the final ten game of last year and was the Squarehead winner for the Truman and Northwest Missouri games last season. He was the first overall pick in the Hornets 2012 Spring Game Draft.

78

## Tanner Surber Offensive Line



**Height:** 6-6  
**Weight:** 306  
**Year:** Jr.-1L  
**Major:** Business

**Hometown:** Osawatomie, Kan.  
**Previous:** Osawatomie HS  
**Parents:** Scott and Annie Surber

### Surber's Career Statistics

#### Offensive Lineman

Surber is in his fourth year with the program. He saw action in four games last season

80

## Kory Lonberger Wide Receiver



**Height:** 5-10  
**Weight:** 170  
**Year:** Jr.-SQ  
**Major:** Physical Education

**Hometown:** Minneapolis, Kan.  
**Previous:** McPherson College  
**Parents:**

### Lonberger's Career Statistics

RECEIVING	g	rec	yards	td	long	rec/g	avg/c	avg/g
DNP								

Lonberger is in his second season with the Hornets after transferring from McPherson College.



# Meet the Hornets



81

**Logan Clothier**  
Wide Receiver



**Height:** 6-3  
**Weight:** 194  
**Year:** So.-1L  
**Major:** Physical Education

**Hometown:** Topeka, Kan.  
**Previous:** Topeka HS  
**Parents:**  
Tim and Lynn Clothier

#### Clothier's Career Statistics

RECEIVING	g	rec	yards	td	long	rec/g	avg/c	avg/g
2012	9	1	18	0	18	0.1	18.0	2.0
<b>TOTAL</b>	<b>9</b>	<b>1</b>	<b>18</b>	<b>0</b>	<b>18</b>	<b>0.1</b>	<b>18.0</b>	<b>2.0</b>

Clothier saw action in nine games last season, mostly on special teams. He did catch one pass for 18 yards. He was an all-state and all-league selection his senior season at Topeka HS. He caught 94 passes for 1,055 yards and 13 touchdowns in his career with the Trojans.

82

**Anthony Buffalomeat**  
Wide Receiver



**Height:** 6-2  
**Weight:** 180  
**Year:** Fr.-RS  
**Major:** Business

**Hometown:** Lawrence, Kan.  
**Previous:** Lawrence HS  
**Parents:**  
Ray and Paula Buffalomeat

#### Buffalomeat's Career Statistics

RECEIVING	g	rec	yards	td	long	rec/g	avg/c	avg/g
2012								

Redshirt Year

Buffalomeat redshirted last season for Emporia State. A first-team All-Sunflower League selection at receiver and second-team pick as a punter he earned honorable mention all-state honors as a senior. He had 49 receptions for 609 yards and five touchdowns as a senior for Lawrence HS.

83

**Joe Wietharn**  
Wide Receiver



**Height:** 5-11  
**Weight:** 193  
**Year:** So.-SQ  
**Major:** Management

**Hometown:** Clay Center Kan.  
**Previous:** Clay Center HS  
**Parents:**

#### Wietharn's Career Statistics

RECEIVING	g	rec	yards	td	long	rec/g	avg/c	avg/g
2011								
2012	0	0	0	0	0	0	0	0

Redshirt

Wietharn is in his third year with the Hornets. He was on the practice squad last season after redshirting in 2011. He was an All-State selection at wide receiver his senior season at Clay Center HS.

84

**Jake Farley**  
Defensive Line



**Height:** 6-4  
**Weight:** 265  
**Year:** Sr.-3L  
**Major:** Athletic Training

**Hometown:** Carrollton, Texas  
**Previous:** Hebron HS  
**Parents:**  
Jim and Becky Farley

#### Farley's Career Statistics

TACKLES	g	ua	a	total	tfl	pd	ff	fr	blk
2009	10	1	3	4	0.0-0	0	0	0	0
2010	2	2	0	2	0.0-0	0	0	0	0
2011	11	8	7	15	1.5-3	3	1	0	0
2012	12	0	1	1	0.0-0	0	0	0	0
<b>TOTAL</b>	<b>35</b>	<b>11</b>	<b>11</b>	<b>22</b>	<b>1.5-3</b>	<b>3</b>	<b>1</b>	<b>0</b>	<b>0</b>

Farley has emerged as one of the top deep snappers in Emporai State history. He had his best year on the defensive side of the ball om 2011, racking up 15 total tackles including 1.5 for a loss. He was named first team All-District at Hebron HS in his senior season.



# Meet the Hornets

85

**DeWayne Sanford**  
**Wide Receiver**



**Height:** 6-3  
**Weight:** 200

**Year:** Fr.-RS

**Major:** Business Administration

**Hometown:** Lawton, Okla.

**Previous:** MacArthur HS

**Parents:**

Paul and Sharon Sanford

## Sanford's Career Statistics

RECEIVING	g	rec	yards	td	long	rec/g	avg/c	avg/g
2012								

Redshirt Year

Sanford redshirted last season at Emporia State after earning All-District honors at wide receiver for MacArthur HS in Lawton, Okla.

86

**Josh Klumpe**  
**H-Back**



**Height:** 6-3

**Weight:** 228

**Year:** Sr. 3L

**Major:** Chemistry

**Hometown:** Olpe, Kan.

**Previous:** Olpe HS

**Parents:**

Mike and Cindy Klumpe

## Klumpe's Career Statistics

RECEIVING	g	rec	yards	td	long	rec/g	avg/c	avg/g
2010	7	0	0	0	0	0.0	0.0	0.0
2011	7	1	5	0	5	0.1	5.0	0.7
2012	8	3	95	1	38	0.4	31.7	11.9
<b>TOTAL</b>	<b>22</b>	<b>4</b>	<b>100</b>	<b>1</b>	<b>38</b>	<b>0.2</b>	<b>25.0</b>	<b>4.5</b>

Klumpe had one reception entering last season, and then had three catches for 95 yards and a touchdown in the final two regular season games. He had two receptions for 63 yards and a score at Washburn. He pulled in a 32 yard pass at Northwest Missouri.

87

**Eli Kuhns**  
**Kicker**



**Height:** 6-2

**Weight:** 190

**Year:** So.-1L

**Major:**

**Hometown:** Copperas Cove, Texas

**Previous:** Copperas Cove HS

**Parents:**

## Kuhns' Career Statistics

FIELD GOALS	g	made	att	long	pct
2012	12	9	12	51	75.0
<b>TOTAL</b>	<b>12</b>	<b>9</b>	<b>12</b>	<b>51</b>	<b>75.0</b>

Kuhns was ranked seventh in the MIAA and 53rd in the nation in made field goals. He was nine of 12 on field goals last season, with eight of them over 35 yards, including a school record tying 51 yarder against Lincoln. He was named Special Teams Player of the Week by the MIAA and NCAA.com against Lincoln as he hit four field goals all over 37 yards. He was the first true freshman to hit six 40+ field goals in a season in school history.

88

**Neil Shortell**  
**Defensive End**



**Height:** 6-4

**Weight:** 250

**Year:** Sr.-TR

**Major:**

**Hometown:** Mission Hills, Kan.

**Previous:** UConn

**Parents:**

## Shortell's Career Statistics

First year with the Hornets

Shortell played six games at UConn after transferring from Butler CC. He had four receptions for 60 yards and a touchdown as a tight end for Butler CC in 2011 on his way to All-Jayhawk Conference honors. His brother Eric was an All-American for the Hornet baseball team in 2008.



# Meet the Hornets



89

## Braiden Verner H-Back



**Height:** 6-3  
**Weight:** 232  
**Year:** So.-SQ  
**Major:**

**Hometown:** Perryton, Texas  
**Previous:** Perryton HS  
**Parents:**

### Verner's Career Statistics

Year	G	Rush	Att	Yds	TD	Lg	Rec.	Yds	TD
2011	1	0		0	0	0	0	0	0
Total	1	0		0	0	0	0	0	0

Verner played in one game last season as a redshirt freshman. He played high school ball for Perryton HS in Perryton, Texas.

90

## Nick Vega Defensive Line



**Height:** 6-2  
**Weight:** 245  
**Year:** Fr.-RS  
**Major:** Business

**Hometown:** Emporia, Kan.  
**Previous:** Emporia HS  
**Parents:**  
Efrain and Yolanda Vega

### Vega's Career Statistics

TACKLES	g	ua	a	total	tfl	pd	ff	fr	blk
---------	---	----	---	-------	-----	----	----	----	-----

Vega redshirted last season for the Hornets. He missed four games his senior year at Emporia HS due to an injury. He had 33 tackles and 2.5 sacks in seven games for the Spartans.

91

## Ryan Louia Defensive End



**Height:** 6-3  
**Weight:** 264  
**Year:** Sr.-3L  
**Major:** Physics

**Hometown:** Burlington, Kan.  
**Previous:** Burlington HS  
**Parents:** Kathy Louia

### Louia's Career Statistics

TACKLES	g	ua	a	total	tfl	pd	ff	fr	blk
2010	4	1	1	2	1.0-3	0	0	0	0
2011	8	3	0	3	0.0-0	0	0	0	0
2012	12	2	11	13	2.0-7	4	0	0	2
TOTAL	24	6	12	18	3.0-10	4	0	0	2

Louia is in his fifth year with the Hornets. He played in all 12 games with one start last season. He is able to use his size to break up four passes and block two kicks at the line of scrimmage.



Ryan Louia was in on four tackles for loss last season for the Hornets.



# Meet the Hornets

92

## Ben Melick Defensive Line



**Height:** 6-2  
**Weight:** 265  
**Year:** Sr.-1L  
**Major:** Management

**Hometown:** Leavenworth, Kan.  
**Previous:** Leavenworth HS  
**Parents:**

Melick's Career Statistics									
TACKLES	g	ua	a	total	tfl	pd	ff	fr	blk
2009									
				Redshirt					
2010	0	0	0	0	0.0-0	0	0	0	0
2011	0	0	0	0	0.0-0	0	0	0	0
2012	1	1	0	1	0.0-0	0	0	0	0
TOTAL	1	1	0	1	0.0-0	0	0	0	0

Melick is in his fifth year with the Hornets. He has been a valuable member of the practice squad throughout his career. He is a graduate of Leavenworth HS and is a cancer survivor.

94

## Nick Schutte Defensive Line



**Height:** 6-3  
**Weight:** 280  
**Year:** Jr.-TR  
**Major:**

**Hometown:** Elk Run Heights, Iowa  
**Previous:** Ellsworth CC  
**Parents:**

### Schutte's Career Statistics

First year with Hornets

Schutte had 36 tackles, 3.5 TFL and 1.5 sacks for Ellsworth CC team that finished last season 7-4 with a win at the Graphic Edge Bowl.

93

## Justin Wilson Defensive Line



**Height:** 6-0  
**Weight:** 322  
**Year:** So.-1L  
**Major:** Sports Medicine

**Hometown:** Luther, Okla.  
**Previous:** Luther HS  
**Parents:** John and Caroline Wilson

Wilson's Career Statistics									
TACKLES	g	ua	a	total	tfl	pd	ff	fr	blk
2012	12	11	11	22	2.0-4	0	1	0	0
TOTAL	12	11	11	22	2.0-4	0	1	0	0

Wilson saw action in all 12 games last year as a true freshman. He had three tackles against Missouri Western. He had two solo stops, one of them a tackle for loss against Central Oklahoma. He was credited with three tackles, including a tackle for loss at Neb.-Kearney. He lost his home during the Oklahoma wildfires in 2012 just days before training camp started.



Justin Wilson played in all 12 games as a true freshman last season for Emporia State



# Meet the Hornets



95

**Jor'Don Stephenson**  
**Defensive Line**



**Height:** 6-4  
**Weight:** 225  
**Year:** So.-SQ  
**Major:** Broadcasting

**Hometown:** Kansas City, Mo.  
**Previous:** Bishop Hogan HS  
**Parents:** Robin Willis

Stephenson Career Statistics								
TACKLES	g	ua	a	total	tfl	pd	ff	fr blk
2011					Redshirt			
2012	0	0	0	0	0.0-0	0	0	0 0
TOTAL	0	0	0	0	0.0-0	0	0	0 0

Stephenson is in his third year with the Hornets. He was a part fo the practice squad last year after redshirting in 2011. He was an honorable mention All-KC Metro area selection for Bishop Hogan.

97

**Kyle Savner**  
**Kicker**



**Height:** 5-10  
**Weight:** 217  
**Year:** Sr.-SQ  
**Major:** Chemistry

**Hometown:** Basehor, Kan.  
**Previous:** Coffeyville CC  
**Parents:**

Savner's Career Statistics				
KICKOFFS	g	no.	yards	avg
2011	1	1	55	55.0
2012	1	1	60	60.0
TOTAL	2	2	115	57.5

Savner is in his third year with the Hornets after transferring from Coffeyville CC. He has kicked off twice for Emporia State and averages 57.5 yards per kick-off.

98

**James Junious**  
**Defensive Line**



**Height:** 6-1  
**Weight:** 221  
**Year:** So.-1L  
**Major:** Undecided

**Hometown:** Arlington, Texas  
**Previous:** Lamar HS  
**Parents:** Albert and Sarah Junious

Junious' Career Statistics								
TACKLES	g	ua	a	total	tfl	pd	ff	fr blk
2012	10	4	1	5	0.0-0	0	0	0 0
TOTAL	10	4	1	5	0.0-0	0	0	0 0

Junious saw action in nine of 11 games last year. He had a solo tackle at Truman. He had five tackles and a quarterback hurry on the season. He was a second-team All-District pick at defensive end and an Academic All-State selection for Lamar HS.

99

**Reed Hartshorn**  
**Defensive Line**



**Height:** 6-3  
**Weight:** 226  
**Year:** So. -SQ  
**Major:** Undecided

**Hometown:** Garden Plain, Kan.  
**Previous:** Garden Plain, HS  
**Parents:**

Fortune's Career Statistics								
TACKLES	g	ua	a	total	tfl	pd	ff	fr blk
2011					Redshirt			
2012	0	0	0	0	0.0-0	0	0	0 0
Total	0	0	0	0	0.0-0	0	0	0 0

Hartshorn is in his third year with the Hornets. He red-shirted in 2011 and was a member of the practice squad in 2012. He was a first-team All-Conference performer for Garden Plain HS.



# 2013 Recruiting Class

 EMPORIA STATE UNIVERSITY™

**DO YOU HAVE WHAT IT  
TAKES TO ENTER THIS  
LOCKER ROOM?**

## **OFFENSE TRANSFERS**

Nikita Brown • RB • 5-9 • 180  
Kansas City, Kan. • Piper HS

Jonathon Burton • RB • 5-11 • 200  
Enid, Okla. • Enid HS/Air Force Acad.

Daniel Williams • WR • 6-3 • 175  
DeSoto, Kan. • DeSoto HS/Graceland

## **TRUE FRESHMEN**

Jaelon Bledsoe • H • 6-3 • 210  
Tulsa, Okla. • McLain HS  
Averaged 18.03 yards per catch and had seven touchdowns for Tulsa McClain HS last year...coached by Jarvis Payne.

Terrence Deener • QB • 5-10 • '70  
Mansfield, Ohio • Mansfield HS

Dylan Hall • OL • 6-5 • 295  
Topeka, Kan. • Seaman HS  
Named to Top 11 team in Topeka...an All-Centennial League first-team pick this season at offensive guard, helping the Vikings reach the 5A playoffs...was also a state placer in wrestling as a junior...selected to play in Kansas Shrine Bowl...coached by Blake Pierce.

Hunter McDonald • RB • 6-0 • 230  
Azle, Texas • Azle HS

Thomas O'Grady • OL • 6-3 • 280  
Topeka, Kan. • Hayden HS  
First-team All-Topeka, All-Centennial League and Kansas Football Coaches Association All-Class 4A as a senior...All-Topeka pick and second-team All-Centennial League selection as a junior as well as earning honorable mention All-State honors...coached by Bill Arnold.

Joe Pomatto • OL • 6-0 • 255  
Paola, Kan. • Paola HS  
Kansas Shrine Bowl participant for the Panthers...coached by

Ty Reasnor • QB • 6-2 • 180  
Cashion, Okla. • Cashion HS  
Was named District Offensive MVP and earned first-team Class A All-State honors for Cashion HS...threw for 3,562 yards and 48 touchdowns with just three interceptions as he led Cashion HS to a 13-1 record as a senior...was class Valedictorian with a 4.06 GPA...played for Lynn Shackelford.

Dane Riley • OL • 6-5 • 260  
Azle, Texas • Azle HS  
Was a first-team All-District pick at left tackle for Azle HS...credited with 14 pancake blocks for the 7-4 Hornets...also handled long snapping duties...coached by Devon Dorris.

Deonte Robinson • WR • 5-6 • 160  
Wildwood, Mo. • Lafayette HS

Jake Warehime • OL • 6-0 • 305  
Choctaw, Okla. • Del City HS  
An All-District selection with over 300 knock downs in his career...has been selected to play in the NUC (National Underclassmen Combine) All-American Game for Seniors...coached by Nick Warehime.

A.J. West • RB • 5-10 • 185  
Yukon, Okla. • Yukon HS  
Did not play football until his senior season and gained 1,702 yards on 195 carries with 15 touchdowns for Yukon HS...was first-team All-Big City in Oklahoma...coached by Todd Wilson.

Nick Young • DL • 6-2 • 280  
Hartford, Kan. • Madison HS

## **DEFENSE TRANSFERS**

Logan Duff • DL • 6-0 • 270  
Wichita, Kan. • Derby HS/Butler CC

Steele Fleming • DL • 6-2 • 231  
Pratt, Kan. • Pratt HS/Hutchinson CC

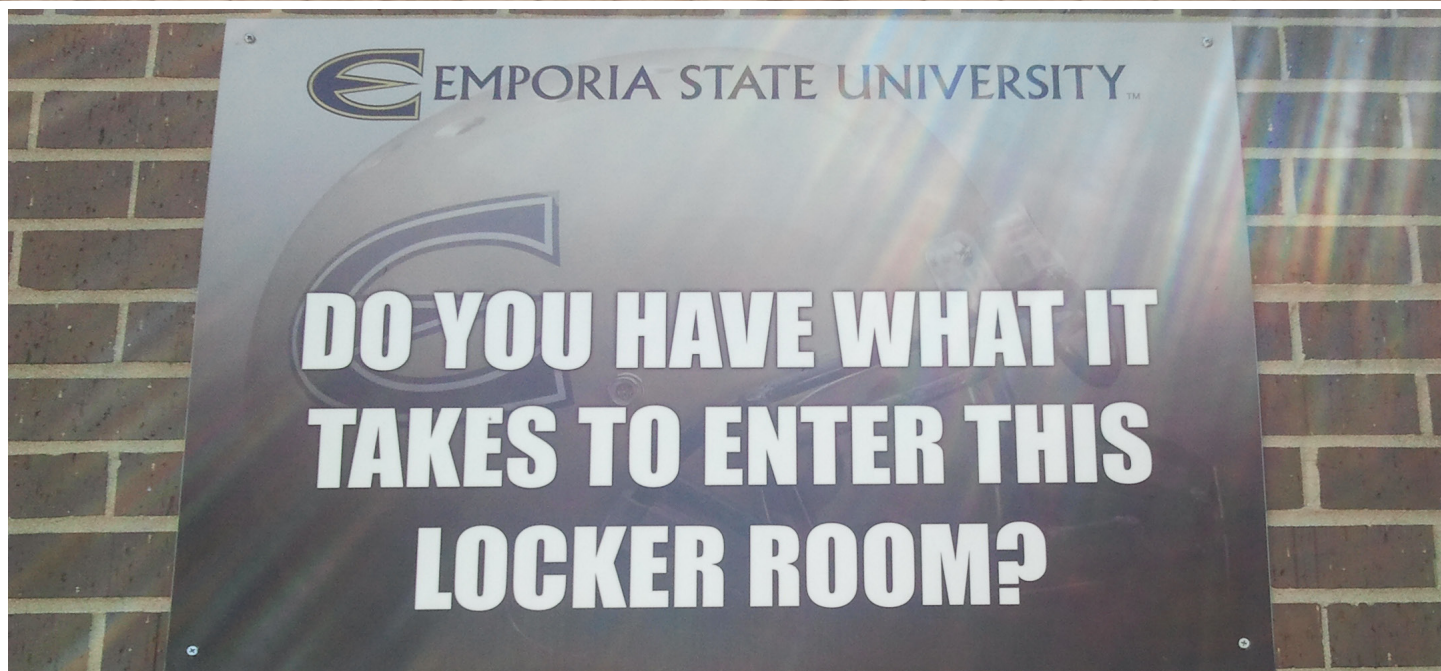
Leon Flintroy • DB • 5-9 • 160  
Las Vegas, Nev. • Desert Pines HS

Dameitrik Morris • DL • 6-0 • 275  
Hutchinson, Kan. • Hutchinson HS/Garden City CC

Eric Pruitt • DL • 6-0 • 350  
Chicago, Ill. • Morgan Park HS/Ellsworth CC



# 2013 Recruiting Class



Samuel Saidi • DB • 6-0 • 190  
Dodge City, Kan. • Dodge City HS/Dodge City CC

## **TRUE FRESHMEN**

Kumani Armstead • CB • 6-0 • 185  
N. Richland Hills, Texas • Richland HS  
Was a second-team All-District performer...  
coached by Ged Kates.

Taylor Brown • DE • 6-1 • 205  
Andover, Kan. • Andover Central HS

Gabe Cleveland • LB • 6-1 • 207  
Eudora, Kan. • Eudora HS  
Named First-Team All-Class 4A and was a  
two-time first-team All-Frontier League per-  
former...played for Gregg Webb.

Cole Combes • S • 6-2 • 195  
Overland Park, Kan. • Blue Valley HS  
A first-team All-State performer and first-  
team All-EKL pick for Blue Valley HS...was  
a member of the All-Simone Team in Kan-  
sas City area as a senior as well. Played  
for Eric Driskell.

Jason Ellison • DE • 5-10 • 185  
Raytown, Mo. • Raytown HS

Jeramie Fischer • LB • 5-11 • 220  
Overland Park, Kan. • SM South HS

Marcus Hicks • CB • 5-10 • 166  
Derby, Kan. • Derby HS  
Named second-team All-Ark Valley-Ch-  
isholm Trail League Division I selection at  
defensive back...played for Branden Clark.

Shacquille Holley • LB • 6-0 • 204  
Wildwood, Mo. • Lafayette HS  
Was an All-Suburban West Conference  
pick for Lafayette HS who ent 8-0 in league  
play last season...coached by Boyd Manne.

Brett Hontz • DB • 6-2 • 160  
Wathena, Kan. • Wathena HS

Marcus Houghton • S • 6-1 • 180  
McPherson, Kan. • McPherson HS  
Named first-team All-Ark Valley-Chisholm  
Trail League Division II and honorable men-  
tion all-state at safety as a senior...earned  
second-team all-league honors at safety  
and wide receiver as a junior...played for  
Tom Young.

Cameron Karn • S • 6-2 • 195  
Holton, Kan. • Holton HS

Ace Mayze • CB • 5-11 • 175  
Arlington, Texas • Seguin HS  
A first-team All-District pick as a utility play-  
er...played wide receiver, quarterback, cor-  
nerback, safety and kick returner for Seguin  
HS...played for Carlos Lynn.

Elliot Montgomery • CB • 6-0 • 175  
Wildwood, Mo. • Lafayette HS  
All-Suburban West Conference and All-Dist-  
rict selection for Lafayette HS...was sec-  
ond in the league with four interceptions...  
coached by Boyd Manne.

Donovan Walker • DE • 6-0 • 235  
Cottleville, Mo. • Francis Howell HS  
Unanimous first-team All-GAC South Divi-  
sion pick at defensive end...earned first-  
team All-District and second-team all-state  
honors...played for Bryan Koch

Remington Whitley • LB • 6-1 • 215  
Olathe, Kan. • Olathe South HS  
Was named First-Team All-Sunflower  
League, earned Sunflower League Football  
Blog Defensive Player of the Year honors...  
was an honorable mention all-state pick as  
a senior...played for Jeff Gourley.

## **SPECIAL TEAMS TRUE FRESHMEN**

Austin Morton • K • 5-9 • 180  
Rockwall, Texas • Rockwall HS

Dakota Weaver • K • 5-11 • 150  
Topeka, Kan. • Shawnee Heights HS



## 2013 Schedule

THURSDAY, SEPTEMBER 5, 2013

7:00 P.M. HAYS, KAN.

LEWIS FIELD STADIUM



AT



EMPORIA STATE

FT. HAYS STATE

THURSDAY, SEPTEMBER 12, 2013

6:00 P.M. EMPORIA, KAN.

JONES FIELD AT WELCH STADIUM



AT



NEB.-KEARNEY

EMPORIA STATE

SATURDAY, SEPTEMBER 21, 2013

6:00 P.M. EDMOND, OKLA.

WANTLAND STADIUM



AT



EMPORIA STATE

CENTRAL OKLA.

SATURDAY, SEPTEMBER 28, 2013

1:00 P.M. EMPORIA, KAN.

JONES FIELD AT WELCH STADIUM



AT



NORTHEASTERN ST.

EMPORIA STATE

SATURDAY, OCTOBER 5, 2013

2:00 P.M. JEFFERSON CITY, MO.

DWIGHT T. REED STADIUM



AT



EMPORIA STATE

LINCOLN

SATURDAY, OCTOBER 12, 2013

2:37 P.M. EMPORIA, KAN.

JONES FIELD AT WELCH STADIUM  
HOMECOMING



AT



SW BAPTIST

MIAA TV

EMPORIA STATE

SATURDAY, OCTOBER 19, 2012

1:30 P.M. ST. CHARLES, MO.

HARLEN C. HUNTER STADIUM



AT



EMPORIA STATE

LINDENWOOD

SATURDAY, NOVEMBER 2, 2013

1:30 P.M. ST. JOSEPH, MO.

SPRATT MEMORIAL STADIUM



AT



EMPORIA STATE

MISSOURI WESTERN

SATURDAY, NOVEMBER 9, 2013

1:00 P.M. EMPORIA, KAN.

JONES FIELD AT WELCH STADIUM



AT



NW MISSOURI

EMPORIA STATE

SATURDAY, NOVEMBER 16, 2013

1:00 P.M. EMPORIA, KAN.

JONES FIELD AT WELCH STADIUM



AT



WASHBURN

EMPORIA STATE



# All-Time Series Records



## ALL-TIME SERIES RECORDS (2013 Opponents in Bold)

School	First Met	W-L	School	First Met	W-L	School	First Met	W-L
<b>A</b>			<b>I</b>			<b>S</b>		
Adams State	1988	1-1-0	Iowa State	1938	2-2-0	St. Mary's	1903	6-3-0
Arkansas	1904	1-1-0	<b>J</b>			St. Mary Plains	1968	1-0-0
Arkansas State	1952	0-2-0	Jacksonville State	2004	0-1-0	South Dakota State	1951	0-1-0
Arkansas Tech	1971	3-3-0	<b>K</b>			Southern Colorado	1963	4-9-0
Augustana	2008	1-1-0	Kansas	1895	1-13-1	<b>SW Baptist</b>	<b>1991</b>	<b>15-3-0</b>
<b>B</b>			Kansas State	1899	8-13-2	Southwest Missouri	1948	3-14-1
Baker	1913	6-4-2	Kansas Wesleyan	1932	4-0-0	Southwestern	1909	38-8-5
Benedictine	1936	9-17-2	<b>L</b>			SW Oklahoma	1951	3-0-0
Bethany	1903	4-1-0	Lincoln	1958	3-2-0	Southwestern Tech	1941	0-1-0
Bradley	1948	0-1-0	Lindenwood	2012	1-0-0	Sterling	1909	6-0-1
<b>C</b>			Langston	2011	1-0-0	Sul Ross State	1967	0-1-0
Cameron	1974	0-3-0	<b>M</b>			<b>T</b>		
Carson-Newman	1989	0-1-0	McPherson College	1935	2-0-0	Tarkio	1914	1-0-0
Central Arkansas	1989	0-2-0	Minnesota-Duluth	1954	0-2-0	TAMU-Kingsville	2012	1-0-0
Central Missouri	1901	18-37-4	Missouri-S&T	1957	12-4-0	Truman State	1927	17-10-0
<b>Central Okla.</b>	<b>1936</b>	<b>4-9-1</b>	Mo. Southern	1970	17-22-0	<b>W</b>		
Chadron State	1983	1-0-0	Missouri Valley	1930	1-0-0	<b>Washburn</b>	<b>1899</b>	<b>52-51-6</b>
Chico State	1988	1-0-0	<b>Mo. Western</b>	<b>1976</b>	<b>11-24-0</b>	Wayne State	1969	11-9-0
College of Emporia	1893	21-21-2	<b>N</b>			Western State	1985	8-0-0
Colorado Mines	1946	1-0-0	Nebraska-Omaha	1951	4-19-2	Wichita State	1902	16-18-2
Colorado State	1946	1-3-0	<b>Nebraska-Kearney</b>	<b>1975</b>	<b>6-11-0</b>	William Jewell	1907	1-4-1
<b>D</b>			North Dakota State	1998	1-0-0	William Penn	1972	0-1-0
Dakota Wesleyan	1946	1-0-0	North Texas State	1955	0-1-0	Winona State	2002	1-3-0
Denver Athletic	1902	0-1-0	<b>NE Oklahoma St.</b>	<b>1954</b>	<b>1-5-0</b>	Wisconsin-Superior	1936	2-0-0
Doane College	1977	2-2-0	<b>NW Missouri</b>	<b>1930</b>	<b>2-25-0</b>	<b>Bold= Teams scheduled in 2013</b>		
Drake	1948	0-4-0	NW Oklahoma St.	1981	5-2-0			
Drury	1908	1-0-0	Northern Colorado	1970	2-4-0			
<b>E</b>			<b>O</b>					
East Central (Okla.)	1968	5-1-0	Oklahoma	1902	0-1-1			
Eastern Illinois	1950	1-0-0	Oklahoma A & M	1925	1-0-0			
<b>F</b>			Oklahoma City	1934	3-0-0			
<b>Fort Hays State</b>	<b>1923</b>	<b>50-34-2</b>	Ottawa	1899	7-5-1			
Friends	1906	5-0-1	Ouachita Baptist	1938	1-0-0			
<b>G</b>			<b>P</b>					
Graceland	1957	1-0-0	Panhandle State	1989	2-0-0			
Gustavus Adolphus	1950	0-2-1	Peru State	1968	2-0-0			
<b>H</b>			Pittsburg State	1915	32-57-2			
Hardin-Simmons	1937	0-1-0	<b>Q</b>					
Harding	1989	3-0-0	Quincy College	1952	1-0-1			
Haskell	1900	4-9-1	<b>R</b>					
Holton	1910	2-0-0	Rockhurst	1946	3-0-0			
Hastings	1932	4-0-0						



# Opponent Profiles

**FORT HAYS STATE**  
**Thursday, September 5 • 7:00 p.m.**  
**Lewis Field Stadium • Hays, Kan.**

## University Information

Location.....Hays, Kan.  
 Enrollment.....9,000  
 Nickname.....Tigers  
 Colors.....Black and Gold  
 Conference.....MIAA  
 Stadium.....Lewis Field (6,362)  
 Surface.....Artificial Turf  
 President.....Dr. Edward H. Hammond  
 Athletic Director.....Curtis Hammeke

## Team Information

Head Coach ..Chris Brown (Pittsburg St. '96)  
 At FHSU.....9-13, Third Year  
 Overall.....Same  
 Office Phone.....(785) 628-4399  
 Best Time To Reach..... Weekday Mornings  
 Assistants..... Al McCray, Justin Schreiber  
 ..... Cooper Harris, Justin Iske, Zach Watkins  
 ..... Richard Gunnels, Steven Dudley,  
 ..... Grant Brown, Layton Hickel  
 2012 Record..... 5-6  
 2012 MIAA Record and Finish..... 4-6/T-9th  
 Lettermen Ret. ....30  
 Lettermen Lost .....27  
 Starters Ret. .... 10 (4 Off., 4 Def., 2 Spec.)  
 Starters Lost..... 14 (7 Off., 7 Def., 0 Spec.)  
 Basic Offense.....Pro-Style  
 Basic Defense.....4-2-5  
 Series Record.....ESU leads 50-34-2  
 Current Streak.....ESU W (1)  
 Last Meeting..... at ESU 41, FHSU 18 (2012)

## Sports Information

S.I.D.....Ryan Prickett  
 Office Phone.....(785) 628-5903  
 Cell Phone.....(785) 635-0434  
 Press Box Phone.....(785) 628-5800/5316  
 E-Mail.....rprickett@fhsu.edu  
 Website.....fhsuathletics.com

## 2013 Schedule

9/5	Emporia State	7:00 p.m.
9/14	at Washburn	6:00 p.m.
9/21	NW Missouri	7:00 p.m.
9/28	at Mo. Western	6:00 p.m.
10/5	William Jewell	7:00 p.m.
10/12	at Lindenwood	1:30 p.m.
10/19	SW Baptist	2:00 p.m.
10/26	at Lincoln	2:30 p.m.
11/2	S.D. Mines	2:00 p.m.
11/9	at Central Missouri	1:30 p.m.
11/16	Neb-Kearney	2:00 p.m.

## 2012 Results

8/30	at Emporia State	L, 18-41
9/8	Washburn	L, 20-45
9/15	at NW Missouri	L, 10-48
9/22	Mo. Western	L, 3-21
9/29	at Truman	W, 37-23
10/6	Lindenwood	L, 17-20
10/13	at SW Baptist	W, 37-34 OT
10/20	Lincoln	W, 28-26
10/27	at S.D. Mines	W, 41-27
11/3	Central Missouri	L, 12-14
11/10	at Neb-Kearney	W, 30-23



Coach  
Chris Brown



Defensive Back  
Michael Jordan



## Series History

2012	..... at ESU 41, FHSU 18	1938	..... FHSU 14, ESU 0
2011	..... at FHSU 27, ESU 17	1937	..... <b>ESU 14, FHSU 6</b>
2010	..... at ESU 19, FHSU 6	1936	..... FHSU 15, ESU 7
2009	..... at FHSU 40, ESU 20	1935	..... FHSU 2, ESU 0**
2008	..... at ESU 24, FHSU 13	1934	..... FHSU 15, ESU 0
2007	..... at FHSU 26, ESU 12	1933	..... FHSU 15, ESU 6
2006	..... at ESU 48, FHSU 10	1932	..... FHSU 13, ESU 6
2005	..... ESU 52, at FHSU 13	1931	..... <b>ESU 26, FHSU 0</b>
2004	..... at ESU 13, FHSU 10	1930	..... <b>ESU 0, FHSU 0</b>
2003	..... ESU 31, at FHSU 21	1929	..... <b>ESU 6, FHSU 0</b>
2002	..... at ESU 38, FHSU 7	1928	..... <b>ESU 34, FHSU 0</b>
2001	..... ESU 38, at FHSU 21	1927	..... <b>ESU 26, FHSU 0</b>
2000	..... FHSU 16, at ESU 10	1926	..... <b>ESU 14, FHSU 0</b>
1999	..... ESU 31, at FHSU 14	1925	..... <b>ESU 13, FHSU 3</b>
1998	..... at ESU 41, FHSU 3	1924	..... <b>ESU 20, FHSU 2</b>
1997	..... ESU 51, at FHSU 35	1923	..... <b>ESU 26, FHSU 3</b>
1996	..... FHSU 42, at ESU 30	*FHSU forfeited win	
1995	..... at FHSU 43, ESU 16	**ESU lost by forfeit	
1994	..... at ESU 24, FHSU 17	(NCAA counts on field results in win loss record)	
1993	..... at FHSU 17, ESU 7	•All-time series	
1992	..... at ESU 24, FHSU 17	ESU leads series 50-34-2	
1991	..... ESU 28, at FHSU 27	•In Emporia	
1990	..... FHSU 11, at ESU 8	ESU leads 12-6 (since 1977)	
1989	..... ESU 34, at FHSU 21	•In Hays	
1988	..... at ESU 37, FHSU 10	FHSU leads 10-8 (since 1977)	
1987	..... at FHSU 40, ESU 20	•As NCAA Division II members	
1986	..... at ESU 25, FHSU 16	ESU leads 15-7	
1985	..... at FHSU 35, ESU 26	•Longest ESU winning streak	
1984	..... at ESU 17, FHSU 7	7 games - 1968-74 & 1923-29	
1983	..... at FHSU 43, ESU 10	•Longest FHSU winning streak	
1982	..... FHSU 29, at ESU 28	6 games 1978-83	
1981	..... at FHSU 16, ESU 15	•Largest ESU margin of victory	
1980	..... FHSU 34, at ESU 6	40 in 1942 (ESU 40, FHSU 0)	
1979	..... at FHSU 31, ESU 21	•Largest FHSU margin of victory	
1978	..... FHSU 27, at ESU 17	35 in 1965 (FHSU 42, ESU 7)	
1977	..... ESU 10, at FHSU 0	•Most points scored by ESU	
1976	..... FHSU 6, ESU 2	52, at FHSU 13 in 2005	
1975	..... FHSU 20, ESU 8	•Most points scored by FHSU	
1974	..... ESU 28, FHSU 12	43, ESU 16 in 1995/ESU 10 in 1983	
1973	..... ESU 15, FHSU 9	•Last ESU win	
1972	..... ESU 17, FHSU 7	at ESU 41, FHSU 18 in 2012	
1971	..... ESU 23, FHSU 21	•Last ESU win in Emporia	
1970	..... ESU 42, FHSU 31	at ESU 41, FHSU 18 in 2012	
1969	..... ESU 34, FHSU 7	•Last ESU win in Hays	
1968	..... ESU 41, FHSU 21	ESU 52, at FHSU 13 in 2005	
1967	..... FHSU 26, ESU 7	•Last FHSU win	
1966	..... FHSU 27, ESU 13	at FHSU 27, ESU 17 in 2011	
1965	..... FHSU 42, ESU 7	•Last FHSU win in Emporia	
1964	..... FHSU 20, ESU 19	FHSU 16, at ESU 10 in 2000	
1963	..... FHSU 28, ESU 13	•Last FHSU win in Hays	
1962	..... ESU 14, FHSU 13	FHSU 27, ESU 17 in 2011	
1961	..... FHSU 12, ESU 7*		
1960	..... ESU 26, FHSU 14		
1959	..... ESU 26, FHSU 0		
1958	..... ESU 7, FHSU 7		
1956	..... ESU 14, FHSU 13		
1955	..... FHSU 32, ESU 20		
1954	..... FHSU 20, ESU 6		
1953	..... ESU 20, FHSU 7		
1952	..... ESU 20, FHSU 6		
1951	..... ESU 14, FHSU 7		
1950	..... ESU 27, FHSU 0		
1949	..... FHSU 9, ESU 0		
1948	..... ESU 26, FHSU 0		
1947	..... ESU 39, FHSU 7		
1946	..... FHSU 25, ESU 6		
1942	..... ESU 40, FHSU 0		
1941	..... ESU 22, FHSU 19		
1940	..... ESU 6, FHSU 0		
1939	..... ESU 27, FHSU 0		



# Opponent Profiles



## NEBRASKA-KEARNEY

**Thursday, September 12 - 6:00 p.m.**

**Jones Field at Welch Stadium • Emporia, Kan.**

### University Information

Location.....Kearney, Neb.  
Enrollment.....6,500  
Nickname.....Lopers  
Colors.....Royal Blue and Old Gold  
Conference.....MIAA  
Stadium.....Cope Stadium/Foster Field (5,500)  
Surface.....Field Turf  
President.....Doug Kristensen  
Athletic Director.....Paul Plinske

### Team Information

Head Coach ..Darrell Morris (NW Missouri '83)  
At UNK ..... 95-47, 14th Year  
Overall ..... Same  
Office Phone.....(308) 865-8033  
Best Time To Reach..... 8-11 a.m.  
Assistants..... Bob Crocker, Andy Siegel,  
.Chad Bauder, Tom Everson, Kenny Jackson  
2012 Record..... 3-8  
2012 MIAA Record and Finish..... 2-8/T13th  
Lettermen Ret. ....34  
Lettermen Lost .....28  
Starters Ret. .... 10 (5 Off., 5 Def.)  
Starters Lost..... 13 (6 Off., 6 Def., 1 Spec.)  
Basic Offense..... Spread  
Basic Defense..... Multiple  
Series Record..... UNK Leads 11-6-0  
Current Streak..... ESU W (5)  
Last Meeting..... ESU 58-35 (2012)

### Sports Information

S.I.D..... Peter Yazvac  
Office Phone .....(308) 865-8334  
Cell Phone.....(308) 627-6868  
Press Box Phone .....(308) 865-8178  
E-Mail..... yazvacpa@unk.edu  
Website..... lopers.com



Coach  
Darrell Morris



Linebacker  
Kellen Werner



### 2013 Schedule

9/5	Washburn	6:00 p.m.
9/12	at Emporia State	6:00 p.m.
9/21	Mo. Western	3:00 p.m.
9/28	at NW Missouri	1:00 p.m.
10/5	Lindenwood	2:30 p.m.
10/12	at Central Arkansas	4:00 p.m.
10/19	Lincoln	1:00 p.m.
10/26	at SW Baptist	1:00 p.m.
11/2	Central Mo.	TBA
11/9	S.D. Mines	TBA
11/16	at Fort Hays State	2:00 p.m.

### 2012 Results

8/30	at Washburn	L, 14-24
9/8	Emporia State	L, 35-58
9/15	at Mo. Western	L, 14-38
9/22	NW Missouri	L, 13-37
9/29	at Lindenwood	L, 28-49
10/6	Truman	L, 7-16
10/13	at Lincoln	L, 27-34
10/20	SW Baptist	W, 34-20
10/27	at Central Mo.	W, 24-18
11/3	at S.D. Mines	W, 59-7
11/10	Fort Hays State	L, 23-30

### Series History

2012	.....	ESU 58, at UNK 35
1990	.....	at ESU 28, UNK 21
1989	.....	ESU 34, at UNK 7
1988	.....	at ESU 49, UNK 21
1987	.....	ESU 17, at UNK 16
1986	.....	at UNK 30, ESU 29
1985	.....	at ESU 17, UNK 14
1984	.....	at UNK 44, ESU 3
1983	.....	UNK 26, at ESU 12
1982	.....	at UNK 28, ESU 0
1981	.....	UNK 24, at ESU 7
1980	.....	UNK 12, ESU 0
1979	.....	UNK 10, ESU 7
1978	.....	UNK 17, at ESU 0
1977	.....	UNK 31, ESU 0
1976	.....	UNK 21, ESU 7
1975	.....	UNK 42, ESU 6

#### •Overall

UNK leads series 11-6

•In Emporia (since 1981)

ESU leads 3-2

•In Kearney (since 1981)

Series tied 3-3

•Longest ESU winning streak

5 games - 1990- Present

•Longest UNK winning streak

10 games - 1975-1984

•Largest ESU margin of victory

28 in 1988 (ESU 49, SBU 21)

•Largest UNK margin of victory

41 in 1984 (UNK 44, ESU 3)

•Most points scored by ESU

58, UNK 35 in 2012

•Most points scored by UNK

44, ESU 3 in 1984

•Last ESU win

ESU 58, at UNK 35 in 2012

•Last ESU win in Emporia

at ESU 28, UNK 21 in 1990

•Last ESU win in Kearney

ESU 58, at UNK 35 in 2012

•Last UNK win

at UNK 30, ESU 29 in 1986

•Last UNK win in Emporia

UNK 26, at ESU 12 in 1983

•Last UNK win in Kearney

at UNK 30, ESU 29 in 1986



# Opponent Profiles

## CENTRAL OKLAHOMA

**Saturday, September 21 - 6 p.m.**  
**Wantland Stadium • Edmond, Okla.**

### University Information

Location.....Edmond, Okla.  
 Enrollment.....17,101  
 Nickname.....Bronchos  
 Colors.....Bronze and Blue  
 Conference.....MIAA  
 Stadium.....Wantland Stadium (10,000)  
 Surface.....Field Turf  
 President.....Dr. Don Betz  
 Athletic Director.....Joe Mueller

### Team Information


Head Coach.....Nick Bobeck (Central Okla. '02)  
 Record at UCO.....2-8  
 Overall.....Same  
 Office Phone.....(405) 974-2147  
 Best Time To Reach.....9-10:30 a.m.  
 Assistants.....Russ Pickett, Chris Martin,  
 ..Ryan Belsher, Tom Howe, Walter Moreham  
 2012 Record.....2-8  
 2012 MIAA Record and Finish.....2-8/T-13th  
 Lettermen Ret.....31  
 Lettermen Lost.....19  
 Starters Ret.....16 (7 Off., 8 Def., 1 Spec.)  
 Starters Lost.....11 (5 Off., 5 Def., 1 Spec.)  
 Basic Offense.....Multiple  
 Basic Defense.....4-3  
 Series Record.....UCO Leads 9-4-1  
 Current Streak.....ESU W (2)  
 Last Meeting.....ESU 42-14 (2012)

### Sports Information

S.I.D.....Mike Kirk  
 Office Phone.....(405) 974-2142  
 Cell Phone.....(405) 615-2233  
 Press Box Phone.....(405) 974-3174  
 E-Mail.....mkirk@uco.edu  
 Website.....bronchosports.com



Coach  
 Nick Bobeck



Running Back  
 Joshua Birmingham



### 2013 Schedule

9/5	at Mo. Southern	6:00 p.m.
9/14	Pittsburg State	6:00 p.m.
9/21	Emporia State	6:00 p.m.
9/28	at Washburn	2:37 p.m.
10/5	Mo. Western	6:00 p.m.
10/12	at NW Missouri	1:00 p.m.
10/19	Central Missouri	1:00 p.m.
11/2	Lincoln	2:00 p.m.
11/9	at SW Baptist	1:00 p.m.
11/16	at Northeastern State	1:00 p.m.

### 2012 Results

8/30	Mo. Southern	L, 20-25
9/8	at Pittsburg State	L, 19-34
9/15	at Emporia State	L, 14-42
9/22	Washburn	W, 35-20
9/29	at Mo. Western	L, 23-45
10/6	NW Missouri	L, 7-70
10/13	at Central Missouri	L, 17-47
10/27	at Lincoln	W, 56-25
11/3	SW Baptist	L, 14-26
11/10	Northeastern State	L, 20-22

### Series History

2012.....at ESU 42, UCO 14  
 2007.....ESU 17, at UCO 7  
 1999.....UCO 28, at ESU 25  
 1963.....UCO 20, ESU 0  
 1962.....UCO 44, ESU 7  
 1961.....UCO 27, ESU 7  
 1960.....UCO 28, ESU 7  
 1959.....UCO 12, ESU 0  
 1958.....**ESU 20, SBU 18**  
 1957.....UCO 27, ESU 7  
 1956.....UCO 42, ESU 14  
 1937.....ESU 20, UCO 20  
 1936.....UCO 6, UCO 0  
 1928.....**ESU 23, UCO 6**  
 •Overall  
     UCO leads series 9-4-1  
 •In Emporia (since 1999)  
     Series tied 1-1  
 •In Edmond (since 1999)  
     ESU leads 1-0  
 •Longest ESU winning streak  
     2 game - 2007-12  
 •Longest UCO winning streak  
     6 games - 1959-1999  
 •Largest ESU margin of victory  
     28 in 2012 (ESU 42, UCO 14)  
 •Largest UCO margin of victory  
     37 in 1962 (UCO 44, ESU 7)  
 •Most points scored by ESU  
     42, UCO 14 in 2012  
 •Most points scored by UCO  
     44, ESU 7 in 1962  
 •Last ESU win  
     at ESU 42, UCO 14 in 2012  
 •Last ESU win in Edmond  
     ESU 17, at UCO 7 in 2007  
 •Last UCO win  
     UCO 28, at ESU 25 in 1999  
 •Last UCO win in Emporia  
     UCO 28, at ESU 25 in 1999



# Opponent Profiles



## NORTHEASTERN STATE

**Saturday, September 28 • 1:00 p.m.**

**Jones Field at Welch Stadium • Emporia, Kan.**

### University Information

Location ..... Tahlequah, Okla.  
Enrollment ..... 9,300  
Nickname ..... Riverhawks  
Colors ..... Green and White  
Conference ..... MIAA  
Stadium .... Doc Wadley Stadium/Gable Field  
Capacity ..... 8,300  
Surface ..... Poligras  
President ..... Dr. Steve Turner  
Athletic Director ..... Tony Duckworth

### Team Information

Head Coach ..... Kenny Evans (NE State '82)  
At Northeastern State ..... 20-35, Sixth Year  
Overall ..... Same  
Office Phone ..... (918) 444-3913  
Best Time To Reach ..... Mornings  
Assistants ..... John Murray, Steve Patterson  
..... Paul Lane, Mike Bareta  
..... Casey Carlo, Bradley Thomas  
2012 Record ..... 4-6  
2012 MIAA Record and Finish ..... 4-6/T-9th  
Lettermen Ret ..... 33  
Lettermen Lost ..... 22  
Starters Ret. .... 17 (6 Off., 9 Def., 2 Spec.)  
Starters Lost ..... 8 (5 Off., 2 Def., 1 Spec.)  
Basic Offense ..... Pro Style  
Basic Defense ..... 4-3  
Series Record ..... NSU leads 5-2-0  
Current Streak ..... ESU W (1)  
Last Meeting ..... ESU 30, at NSU 20

### Sports Information


S.I.D. .... Cedrique Flemming  
Office Phone ..... (918) 444-3930  
Cell Phone ..... (620) 450-7711  
Press Box Phone ..... (918) 444-4494  
Email ..... flemming@nsuok.edu  
Website ..... goriverhawksgo.com

### 2013 Schedule

9/7 at Pittsburg State 7:00 p.m.  
9/14 Mo. Southern 2:30 p.m.  
9/21 Washburn 6:00 p.m.  
9/28 at Emporia State 1:00 p.m.  
10/5 NW Missouri 2:00 p.m.  
10/12 at Mo. Western 1:30 p.m.  
10/19 Eastern New Mexico 2:00 p.m.  
10/26 at Central Missouri 1:30 p.m.  
11/2 SW Baptist 2:00 p.m.  
11/9 at Lincoln 2:00 p.m.  
11/16 Central Oklahoma 1:00 p.m.

### 2012 Results

8/30 Pittsburg State L, 20-41  
9/8 at Mo. Southern L, 21-27  
9/15 at Washburn L, 20-24  
9/22 Emporia State L, 20-30  
9/29 at NW Missouri L, 6-66  
10/6 Mo. Western L, 31-45  
10/20 Central Missouri W, 24-23  
10/27 at SW Baptist W, 22-17  
11/3 Lincoln W, 45-21  
11/10 at Central Okla. W, 22-20



**Coach**  
**Kenny Evans**



**Linebacker**  
**Langston Jones**



### Series History

2012 ..... ESU 30, at NSU 20  
1990 ..... NSU 34, at ESU 22  
1989 ..... ESU 15, at NSU 6  
1957 ..... NSU 25, ESU 6  
1956 ..... NSU 27, ESU 12  
1955 ..... NSU 30, ESU 12  
1954 ..... NSU 6, ESU 0

- Overall  
NSU leads 5-2
- In Emporia (since 1980)  
NSU leads 1-0
- In Tahlequah (since 1980)  
ESU leads 2-0
- Longest ESU winning streak  
1 game - 1989, 2012
- Longest NSU winning streak  
4 games - 1954-1957
- Largest ESU margin of victory  
10 in 2012 (ESU 30, NSU 20)
- Largest NSU margin of victory  
19 in 1957 (NEOSU 25, ESU 6)
- Most points scored by ESU  
30, NSU 20 in 2012
- Most points scored by NSU  
34, ESU 22 in 1990
- Last ESU win  
ESU 30, at NSU 20 in 2012
- Last ESU Win in Tahlequah  
ESU 30, at NSU 20 in 2012
- Last NSU win  
NSU 34, at ESU 22 in 1990
- Last NSU win in Emporia  
NSU 34, at ESU 22 in 1990



# Opponent Profiles

## LINCOLN

**Saturday, October 5 - 2:00 p.m.**

**Dwight T. Reed Stadium • Jefferson City, Mo.**

### University Information

Location.....Jefferson City, Mo.  
Enrollment .....3,338  
Nickname..... Blue Tigers  
Colors .....Navy and White  
Conference.....MIAA  
Stadium ..... Dwight T. Reed Stadium (2,400)  
Surface ..... Grass  
President ..... Dr. Kevin D. Rome  
Athletic Director..... Betty Kemna

### Team Information

Head Coach .....Mike Jones (Missouri '91)  
At Lincoln.....2-20, Third Season  
Overall ..... Same  
Office Phone.....(573) 681-5957  
Best Time To Reach ..... Mornings  
Assistants .... Mark Frederick, Tony Van Zant  
..... Damon Frenchers, Tony Broadnax,  
..... Dustin Washburn  
2012 Record..... 1-10  
2012 MIAA Record and Finish ..... 1-10/15th  
Lettermen Ret. ....53  
Lettermen Lost .....26  
Starters Ret. .... 17 (9 Off., 7 Def., 1 Spec.)  
Starters Lost ..... 7 (2 Off., 4 Def., 1 Spec.)  
Basic Offense ..... Spread  
Basic Defense ..... Multiple  
Series Record..... ESU leads 3-2  
Current Streak..... ESU W (3)  
Last Meeting.....at ESU 37, LU 26 (2012)

### Sports Information

S.I.D.....Dan Carr  
Office Phone .....(573) 681-5343  
Cell Phone .....(573) 418-0673  
Press Box Phone.....(573) 681-5738  
E-Mail ..... carrd@lincolnu.edu  
Website..... lubluetigers.com

### 2013 Schedule

9/5 at Lindenwood 7:00 p.m.  
9/14 vs. Grambling St.\* 4:30 p.m.  
9/21 at Mo. Southern 2:37 p.m.  
9/28 Pittsburg State 2:00 p.m.  
10/5 Emporia State 2:00 p.m.  
10/12 at Washburn 1:00 p.m.  
10/19 at Neb.-Kearney 1:00 p.m.  
10/26 Fort Hays State 2:30 p.m.  
11/2 at Central Okla. 2:00 p.m.  
11/9 Northeastern St. 2:00 p.m.  
11/16 SW Baptist 2:00 p.m.

\*at Arrowhead Stadium

### 2012 Results

9/1 Lindenwood L, 28-49  
9/8 at Truman State L, 12-42  
9/15 Mo. Southern L, 14-21  
9/22 at Pittsburg State L, 17-59  
9/29 at Emporia State L, 26-37  
10/6 Washburn L, 18-51  
10/13 Neb.-Kearney W, 34-27  
10/20 at Fort Hays State L, 26-28  
10/27 Central Okla. L, 25-56  
11/3 at Northeastern St. L, 21-45  
11/10 at SW Baptist L, 12-43



Coach  
Mike Jones



Wide Receiver  
Maurice Woodward



### Series History

2012 .....at ESU 37, LU 26  
2011 ..... ESU 52, at LU 23  
1962 ..... ESU 6, LU 0  
1961 ..... LU 22, ESU 6  
1958 ..... LU 21, ESU 0

- Overall  
ESU leads 3-2
- In Jefferson City (since 2011)  
ESU leads 2-0
- Longest ESU winning streak  
3 games - 1962-pres.
- Longest LU winning streak  
2 games - 1958-61
- Largest ESU margin of victory  
29 in 2011 ESU 52, at LU 23
- Largest LU margin of victory  
21 in 1958 (LU 21, ESU 0)
- Most points scored by ESU  
52, LU 23 (2011)
- Most points scored by LU  
26, at ESU 37 (2012)
- Last ESU win  
at ESU 37, LU 26 (2012)
- Last ESU win in Jefferson City  
ESU 52, at LU 23 (2011)
- Last ESU win in Emporia  
at ESU 37, LU 26 (2012)
- Last LU win  
LU 22, ESU 6 in 1961



# Opponent Profiles



## SOUTHWEST BAPTIST

**Saturday, October 12 - 2:37 p.m.**

**Jones Field at Welch Stadium • Emporia, Kan.**

### University Information

Location.....Bolivar, Mo.  
Enrollment.....3,600  
Nickname.....Bearcats  
Colors.....Purple, White and Black  
Conference.....MIAA  
Stadium.....Plaster Stadium (3,000)  
Surface.....Artificial Turf  
President.....Dr. C. Pat Taylor  
Athletic Director.....Mike Pitts

### Team Information

Head Coach.....Craig Schuler (Oklahoma '97)  
At SBU.....(0-0) First Year  
Overall.....same  
Office Phone.....(417) 328-1927  
Best Time To Reach.....Mornings  
Assistants.....Robert Clardy, Phil Staback,  
.....Marcus Klund, Rickey Hundley  
.....Anthony Vitale, Terrell Resonno  
2012 Record.....3-8  
2012 MIAA Record and Finish.....3-8/12th  
Letterman Returning.....25  
Letterman Lost.....27  
Starters Ret. ....13 (5 Off., 5 Def., 3 Spec.)  
Starters Lost.....13 (6 Off., 6 Def., 2 Spec.)  
Basic Offense.....Spread  
Basic Defense.....4-2  
Series Record.....ESU leads 16-3  
Current Streak.....ESU W (8)  
Last Meeting.....ESU 19, at SBU 15 (2012)

### Sports Information

S.I.D.....Jeff Weseloh  
Office Phone.....(417) 328-1799  
Cell Phone.....(417) 327-9637  
Press Box.....(417) 328-1778  
E-Mail.....jweseloh@sbuniv.edu  
Website.....sbubearcats.com

### 2013 Schedule

9/7	at Truman	7:00 p.m.
9/14	Lindenwood	6:00 p.m.
9/21	at Pittsburg State	7:00 p.m.
9/28	Mo. Southern	6:00 p.m.
10/5	Washburn	2:00 p.m.
10/12	at Emporia State	2:37 p.m.
10/19	at Fort Hays State	2:00 p.m.
10/26	Neb.-Kearney	1:00 p.m.
11/2	at Northeastern St.	2:00 p.m.
11/9	Central Okla.	1:00 p.m.
11/16	at Lincoln	2:00 p.m.

### 2012 Results

8/30	Truman	L, 14-24
9/8	at Lindenwood	L, 14-35
9/15	Pittsburg State	L, 9-52
9/22	at Mo. Southern	W, 16-13
9/29	at Washburn	L, 14-42
10/6	Emporia State	L, 15-19
10/13	Fort Hays State	L, 34-37 OT
10/20	at Neb.-Kearney	L, 20-34
10/27	Northeastern State	L, 17-22
11/3	at Central Okla.	W, 26-14
11/10	Lincoln	W, 43-12



**Coach**  
**Craig Schuler**



**Linebacker**  
**Shaquille Shedd**



### Series History

2012	ESU 19, at SBU 15
2011	ESU 42, at SBU 28
2007	at ESU 35, SBU 28
2006	ESU 35, at SBU 31
2005	at ESU 45, SBU 28
2004	ESU 34, at SBU 20
2003	at ESU 20, SBU 9
2002	at ESU 21, SBU 13
2001	at SBU 17, ESU 10
2000	ESU 34, at SBU 13
1999	at ESU 31, SBU 0
1998	ESU 39, at SBU 14
1997	at ESU 46, SBU 7
1996	ESU 42, at SBU 7
1995	SBU 35, at ESU 30
1994	ESU 31, at SBU 14
1993	at ESU 42, SBU 6
1992	ESU 45, at SBU 6
1991	SBU 42, at ESU 20

#### •Overall

ESU leads series 16-3

#### •In Emporia

ESU leads 7-2

#### •In Bolivar

ESU leads 9-1

#### •Longest ESU winning streak

8 games - 2002-Present

#### •Longest SBU winning streak

1 game - 3 times

#### •Largest ESU margin of victory

39 in 1997 (ESU 46, SBU 7)

#### •Largest SBU margin of victory

22 in 1991 (SBU 42, ESU 20)

#### •Most points scored by ESU

46, SBU 7 in 1997

#### •Most points scored by SBU

42, ESU 20 in 1991

#### •Last ESU win

ESU 19, at SBU 15 in 2012

#### •Last ESU win in Emporia

at ESU 35, SBU 28 in 2007

#### •Last ESU win in Bolivar

ESU 19, at SBU 15 in 2012

#### •Last SBU win

at SBU 17, ESU 10 in 2001

#### •Last SBU win in Emporia

SBU 35, ESU 30 in 1995

#### •Last SBU win in Bolivar

SBU 17, ESU 10 in 2001



# Opponent Profiles

## LINDENWOOD

**Saturday, October 19 • 1:30 p.m.**

**Harlen C. Hunter Stadium • St. Charles, Mo.**

### University Information

Location.....St. Charles, Mo.  
Enrollment .....8,787  
Nickname.....Lions  
Colors .....Black and Gold  
Conference.....MIAA  
Stadium ....Harlen C. Hunter Stadium (6,000)  
Surface .....Enviroturf  
President .....Dr. James D. Evans  
Athletic Director.....John Creer

### Team Information

Head Coach ....Patrick Ross (Puget Sound '97)  
Years at LU.....82-26, Tenth Year  
Overall .....96-33, 12th Year  
Office Phone.....(636) 949-4800  
Best Time To Reach .....Mornings  
Assistants .....Deion Melvin, Matt Karleskint,  
.....Austin Bortle, Kent Maugeri,  
.....Mike Preston, Marcus Yokeley  
2012 Record.....8-4  
2012 MIAA Record and Finish .....7-3/T-4th  
Lettermen Ret. ....33  
Lettermen Lost .....28  
Starters Ret. ....11 (4 Off., 5 Def., 2 Spec.)  
Starters Lost .....13 (7 Off., 6 Def., 0 Spec.)  
Basic Offense .....Spread  
Basic Defense .....4-2  
Series Record.....ESU leads 1-0  
Current Streak.....ESU W (1)  
Last Meeting.....at ESU 13, LWU 0

### Sports Information

S.I.D.....Daniel Newton  
Office Phone .....(636) 949-4368  
Cell Phone.....(636) 373-2765  
Press Box Phone.....(636) 255-7800  
E-Mail .....dnewton@lindenwood.edu  
Website.....lindenwoodlions.com



Coach  
Patrick Ross



Defensive Back  
Pierre Desir



### 2013 Schedule

9/5	Lincoln	7:00 p.m.
9/14	at SW Baptist	6:00 p.m.
9/21	at Central Missouri	1:30 p.m.
9/28	Missouri S&T	6:00 p.m.
10/5	at Neb.-Kearney	2:37 p.m.
10/12	Fort Hays State	1:30 p.m.
10/19	Emporia State	1:30 p.m.
10/26	at Washburn	1:00 p.m.
11/2	at Mo. Southern	2:00 p.m.
11/9	Pittsburg State	2:37 p.m.

### 2012 Results

9/1	at Lincoln	W, 49-28
9/8	SW Baptist	W, 35-14
9/15	Central Missouri	L, 28-35
9/21	Glenville State	W, 28-24
9/29	Neb.-Kearney	W, 49-28
10/6	at Fort Hays State	W, 20-17
10/13	at Emporia State	L, 0-13
10/20	Washburn	L, 16-19
10/27	Mo. Southern	W, 45-30
11/3	at Pittsburg State	W, 44-33
11/10	at Truman	W, 38-13
12/1	vs. Winona State*	L, 21-41

\*Mineral Water Bowl

### Series History

2012 .....at ESU 13, LWU 0

- Overall  
ESU leads series 1-0
- In Emporia  
ESU leads 1-0
- In St. Charles  
NA
- Longest ESU winning streak  
1 game - 2012
- Longest LWU winning streak  
NA
- Largest ESU margin of victory  
13 in 2012 (ESU 13, LWU 0)
- Largest LWU margin of victory  
NA
- Most points scored by ESU  
13, LWU 0 in 2012
- Most points scored by LWU  
0, ESU 13 in 2012
- Last ESU win  
at ESU 13, LWU 0 in 2012
- Last ESU win in Emporia  
at ESU 13, LWU 0 in 2012
- Last ESU Win in St. Charles  
NA
- Last LWU win  
NA
- Last LWU win in Emporia  
NA
- Last LWU win in St. Charles  
NA



# Opponent Profiles



## MISSOURI WESTERN

**Saturday, November 2 - 1:30 p.m.**  
**Spratt Stadium • St. Joseph, Mo.**

### University Information

Location..... St. Joseph, Mo.  
 Enrollment.....6,134  
 Nickname..... Griffons  
 Colors..... Black and Gold  
 Conference..... MIAA  
 Stadium..... Spratt Memorial Stadium (7,200)  
 Surface..... ProGrass synthetic  
 President..... Dr. Robert A. Vartabedian  
 Athletic Director..... Kurt McGuffin

### Team Information

Head Coach.....Jerry Partridge (MWSU '85)  
 At MWSU..... 124-64, 17th Year  
 Overall..... Same  
 Office Phone.....(816) 271-5944  
 Best Time To Reach.. Mornings, Mon.-Thur.  
 Assistants.. Todd Throckmorton, Regi Trotter  
 ..... Wes Bell, Jay White,  
 ..... Aaron Bell, Joel Beard  
 2012 Record..... 12-2  
 2011 MIAA Record and Finish.....9-1/1st  
 Lettermen Ret. ....37  
 Lettermen Lost .....22  
 Starters Ret. .... 11 (3 Off., 6 Def., 1 Spec.)  
 Starters Lost..... 15 (8 Off., 6 Def., 1 Spec.)  
 Basic Offense..... Multiple  
 Basic Defense..... 4-3  
 Series Record..... MWSU leads 24-11  
 Current Streak.....MWSU W (8)  
 Last Meeting..... MWSU 57, ESU 28 (2012)

### Sports Information

S.I.D.....Trevor Berneking  
 Office Phone.....(816) 271-4257  
 Cell Phone.....(218) 370-1906  
 Press Box Phone.....(816) 271-4257  
 E-Mail.....tberneking@missouriwestern.edu  
 Website.....gogriffons.com



Coach  
 Jerry Partridge



Quarterback  
 Travis Partridge



### 2013 Schedule

9/5 at Central Missouri 7:00 p.m.  
 9/14 Missouri S&T 6:00 p.m.  
 9/21 at Neb.-Kearney 3:00 p.m.  
 9/28 Fort Hays State 6:00 p.m.  
 10/5 at Central Okla. 6:00 p.m.  
 10/12 Northeastern State 1:30 p.m.  
 10/19 at Mo. Southern 6:00 p.m.  
 10/26 Pittsburg State 1:30 p.m.  
 11/2 Emporia State 1:30 p.m.  
 11/9 at Washburn 1:00 p.m.  
 11/16 NW Missouri 1:30 p.m.

### 2012 Results

8/30 Central Missouri W, 38-26  
 9/8 William Jewell (Mo.) W, 56-0  
 9/15 Neb.-Kearney W, 38-14  
 9/22 at Fort Hays State W, 21-3  
 9/29 Central Okla. W, 45-23  
 10/6 at Northeastern St. W, 45-31  
 10/13 Mo. Southern L, 30-31  
 10/20 at Pittsburg State W, 63-14  
 10/25 at Emporia State W, 57-28  
 11/3 Washburn W, 56-28  
 11/10 at NW Missouri W, 21-20  
 11/17 Minn.-Duluth\$ W, 57-55 3OT  
 11/24 at Henderson St.\$ W, 45-21  
 12/1 at Minn. State\$ L, 10-17  
 \$ NCAA Playoffs

### Series History

2012.....MWSU 57, at ESU 28  
 2011.....MWSU 22, at ESU 16  
 2010.....at MWSU 42, ESU 14  
 2009.....MWSU 29, at ESU 6  
 2008.....at MWSU 28, ESU 21  
 2007.....MWSU 52, at ESU 21  
 2006.....at MWSU 24, ESU 12  
 2005.....MWSU 21, at ESU 14  
**2004.....ESU 33, at MWSU 30**  
**2003.....at ESU 27, MWSU 24**  
**2002.....ESU 21, at MWSU 14**  
 2001.....MWSU 34, at ESU 14  
 2000.....at MWSU 28, ESU 27  
 1999.....MWSU 27, at ESU 7  
**1998.....ESU 42, at MWSU 34**  
**1997.....at ESU 27, MWSU 15**  
**1996.....ESU 30, at MWSU 14**  
 1995.....MWSU 35, at ESU 28  
 1994.....at MWSU 28, ESU 21  
 1993.....MWSU 26, at ESU 20  
**1992.....ESU 35, at MWSU 30**  
**1991.....at ESU 28, MWSU 27**  
**1988.....ESU 36, at MWSU 27**  
**1987.....at ESU 22, MWSU 6**  
**1986.....ESU 32, at MWSU 0**  
 1985.....MWSU 10, at ESU 8  
 1984.....at MWSU 28, ESU 6  
 1983.....MWSU 22, at ESU 20  
 1982.....at MWSU 22, ESU 14  
 1981.....at MWSU 35, ESU 14  
 1980.....at MWSU 41, ESU 18  
 1979.....MWSU 31, at ESU 14  
 1978.....MWSU 49, ESU 17  
 1977.....MWSU 27, ESU 9  
 1976.....MWSU 21, ESU 7

- Overall  
 MWSU leads series 24-11
- In Emporia (since 1979)  
 MWSU leads 12-4
- In St. Joseph (since 1979)  
 MWSU leads 9-7
- Longest ESU winning streak  
 5 games - 1986-92
- Longest MWSU winning streak  
 10 games - 1976-85
- Largest ESU margin of victory  
 32 in 1986 (ESU 32, MWSU 0)
- Largest MWSU margin of victory  
 32 in 1978 (MWSU 49, ESU 17)
- Most points scored by ESU  
 42, MWSU 34 in 1998
- Most points scored by MWSU  
 57, ESU 28 in 2012
- Last ESU win  
 ESU 33, at MWSU 30 in 2004
- Last ESU win in Emporia  
 at ESU 27, MWSU 24 in 2003
- Last ESU Win in St. Joseph  
 ESU 33, at MWSU 30 in 2004
- Last MWSU win  
 MWSU 57, at ESU 28 in 2012
- Last MWSU win in Emporia  
 MWSU 57, at ESU 28 in 2012
- Last MWSU win in St. Joseph  
 at MWSU 42, ESU 14 in 2010



# Opponent Profiles

## NORTHWEST MISSOURI

**Saturday, November 9 - 1:00 p.m.**

**Jones Field at Welch Stadium • Emporia, Kan.**

### University Information

Location..... Maryville, Mo.  
Enrollment.....7,200  
Nickname..... Bearcats  
Colors..... Green and White  
Conference..... MIAA  
Stadium..... Bearcat Stadium (6,500)  
Surface..... Field Turf  
President..... Dr. John Jasinski  
Athletic Director..... Mel Tjeerdsma

### Team Information

Head Coach ...Adam Dorrel (NW Missouri '97)  
At Northwest Missouri .....21-5, Second Year  
Overall..... Same  
Office Phone.....(660) 562-1310  
Best Time To Reach..... Mornings  
Assistants..... Richard Wright, Charlie Flohr  
.... Joel Osborn, Ken Gordon, Chad Bostwick  
2012 Record..... 10-3  
2012 MIAA Record and Finish..... 8-2/3rd  
Lettermen Ret. ....44  
Lettermen Lost.....16  
Starters Returning.12 (6 Off., 5 Def., Spec. 1)  
Starters Lost..... 14 (5 Off., 6 Def., Spec 3)  
Basic Offense..... Multiple  
Basic Defense..... 4-3  
Series Record..... NWMSU Leads 25-2  
Current Streak.....NWMSU W (18)  
Last Meeting.... NWMSU 55, ESU 10 (2011)

### Sports Information

S.I.D.....Marshall Fey  
Office Phone..... (660) 562-1118  
Press Box Phone.....(660) 562-1072  
E-Mail..... sid@nwmissouri.edu  
Website..... northwestbearcats.com



**Coach**  
**Adam Dorrel**



**Quarterback**  
**Trevor Adams**



### 2013 Schedule

9/5 Saginaw Valley St 6:30 p.m.  
9/14 Central Missouri 1:30 p.m.  
9/21 Fort Hays State 7:00 p.m.  
9/28 at Neb.-Kearney 1:00 p.m.  
10/5 at Northeastern St. 2:00 p.m.  
10/12 Central Okla. 1:00 p.m.  
10/19 ~ Pittsburg State 3:00 p.m.  
10/26 Mo. Southern 2:00 p.m.  
11/2 Washburn 2:30 p.m.  
11/9 at Emporia State 1:00 p.m.  
11/16 at Mo. Western 1:30 p.m.

### 2012 Schedule

8/30 East Central (Okla.) W, 33-3  
9/8 at Central Missouri L, 21-31  
9/15 Fort Hays State W, 48-10  
9/22 at Neb.-Kearney W, 37-13  
9/29 Northeastern State W, 66-6  
10/6 at Central Okla. W, 70-7  
10/13 ~ Pittsburg State W, 31-21  
10/20 at Mo. Southern W, 38-14  
10/27 at Washburn W, 56-6  
11/3 Emporia State W, 55-10  
11/10 Mo. Western L, 20-21  
11/17 Harding\$ W, 35-0  
11/24 at Minn. State\$ L, 35-38 2OT  
~at Arrowhead Stadium  
\$ NCAA Playoffs

### Series History

2012.....at NWMSU 55, ESU 10  
2011.....at NWMSU 62, ESU 21  
2010.....at NWMSU 42, ESU 28  
2009.....NWMSU 42, at ESU 12  
2008.....at NWMSU 56, ESU 7  
2007.....NWMSU 24, at ESU 7  
2006.....at NWMSU 49, ESU 17  
2005.....NWMSU 14, at ESU 0  
2004.....at NWMSU 59, ESU 28  
2003.....NWMSU 16, at ESU 13  
2002.....NWMSU 34, at ESU 5  
2001.....at NWMSU 44, ESU 3  
2000.....at NWMSU 62, ESU 7  
1999.....NWMSU 59, at ESU 28  
1998.....at NWMSU 69, ESU 33  
1997.....NWMSU 44, at ESU 38  
1996.....at NWMSU 51, ESU 34  
1995.....NWMSU 23, at ESU 13  
**1994.....ESU 41, at NWMSU 26**  
1993.....NWMSU 21, at ESU 15  
1992.....at NWMSU 54, ESU 41  
1991.....NWMSU 41, at ESU 36  
1982.....at NWMSU 31, ESU 6  
1981.....NWMSU 14, at ESU 7  
**1965.....at ESU 28, NWMSU 27**  
1964.....at NWMSU 33, ESU 0  
1930.....NWMSU 33, ESU 21

- Overall  
NWMSU leads 25-2
- In Emporia (since 1964)  
NWMSU leads 11-1
- In Maryville (since 1964)  
NWMSU leads 13-1
- Longest ESU winning streak  
1 game - 1994, 1965
- Longest NWMSU winning streak  
18 games 1995-present
- Largest ESU victory  
15, ESU 41, at NWMSU 26 in 1994
- Largest NWMSU victory  
55 at NWMSU 62, ESU 7 in 2000
- Most points by ESU  
ESU 41, at NWMSU 26 in 1994  
ESU 41, at NWMSU 54 in 1992
- Most points scored by NWMSU  
at NWMSU 69, ESU 33 in 1998
- Last ESU win  
ESU 41, at NWMSU 26 in 1994
- Last ESU win in Emporia  
at ESU 28, NWMSU 27 in 1965
- Last ESU win in Maryville  
ESU 41, at NWMSU 26 in 1994
- Last NWMSU win  
at NWMSU 55, ESU 10 in 2012
- Last NWMSU win in Emporia  
NWMSU 45, at ESU 12 in 2009
- Last NWMSU win in Maryville  
at NWMSU 55, ESU 10 in 2012



# Opponent Profiles



## WASHBURN

**Saturday, November 16 - 1 p.m.**

**Jones Field at Welch Stadium • Emporia, Kan.**

### University Information

Location..... Topeka, Kan.  
Enrollment..... 7,200  
Nickname..... Ichabods  
Colors..... Yale Blue and White  
Conference..... MIAA  
Stadium . Yager Stadium/Moore Bowl (7,200)  
Surface..... Sportex Field  
President..... Dr. Jerry Farley  
Athletic Director..... Loren Ferre'

### Team Information

Head Coach ...Craig Schurig (Colo. Mines '87)  
At WU..... 79-48, 12th Year  
Overall..... Same  
Office Phone..... (785) 670-1340  
Best Time To Reach..... 10a.m.-Noon  
Assistants..... Rob Robinson, Brock Luke,  
Eric Eisenbarth, Josh Osborn,  
Jeff Schwinn, LaRon Moore  
2012 Record..... 7-4  
2012 MIAA Record and Finish..... 7-4/6th  
Lettermen Ret..... 55  
Lettermen Lost..... 13  
Starters Ret..... 19 (10 Off., 7 Def., 3 Spec.)  
Starters Lost..... 6 (1 Off., 4 Def., 1 Spec.)  
Basic Offense..... West Coast-Pro Set  
Basic Defense..... 4-4  
Series Record..... ESU leads 52-51-6  
Current Streak..... ESU W (1)  
Last Meeting..... ESU 55, WU 23 (2012)

### Sports Information

S.I.D..... Gene Cassell  
Office Phone..... (785) 670-1791  
Cell Phone..... (785) 969-7577  
Press Box Phone..... (785) 231-1563  
E-Mail..... gene.cassell@washburn.edu  
Website..... wusports.com



**Coach**  
**Craig Schurig**



**Linebacker**  
**Bryce Atagi**



### 2013 Schedule

9/5	at Neb.-Kearney	6:00 p.m.
9/14	Fort Hays State	6:00 p.m.
9/21	at Northeastern St.	6:00 p.m.
9/28	Central Okla.	2:37 p.m.
10/5	at SW Baptist	2:00 p.m.
10/12	Lincoln	1:00 p.m.
10/17	Ft. Valley State	6:00 p.m.
10/26	Lindenwood	1:00 p.m.
11/2	at NW Missouri	2:37 p.m.
11/9	Mo. Western	1:00 p.m.
11/16	at Emporia State	1:00 p.m.

### 2012 Results

8/30	Neb.-Kearney	W, 24-14
9/8	at Fort Hays State	W, 45-20
9/15	Northeastern St.	W, 24-20
9/22	at Central Okla.	L, 20-35
9/29	SW Baptist	W, 42-14
10/6	at Lincoln	W, 51-18
10/13	Truman	W, 35-24
10/20	at Lindenwood	W, 19-16
10/27	NW Missouri	L, 6-56
11/3	at Mo. Western	L, 28-56
11/10	Emporia State	L, 23-55

### Series History

2012.....	ESU 55, at WU 23	1939.....	WU 12, ESU 0
2011.....	WU 31, at ESU 17	1938.....	WU 19, ESU 6
2010.....	at WU 42, ESU 0	1937.....	ESU 12, WU 6
2009.....	WU 56, at ESU 35	1936.....	ESU 14, WU 7
2008.....	at WU 14, ESU 6	1935.....	WU 12, ESU 7
2007.....	WU 31, at ESU 21	1934.....	ESU 14, WU 6
2006.....	at WU 37, ESU 6	1933.....	ESU 7, WU 6
2005.....	WU 42, at ESU 14	1932.....	ESU 0, WU 0
2004.....	at WU 28, ESU 10	1931.....	WU 20, ESU 7
2003.....	at ESU 35, WU 28 OT	1930.....	WU 13, ESU 6
2002.....	at WU 34, ESU 21	1929.....	WU 6, ESU 2
2001.....	at ESU 39, WU 18	1928.....	ESU 45, WU 6
2000.....	ESU 35, at WU 21	1927.....	ESU 20, WU 7
1999.....	at ESU 45, WU 20	1926.....	ESU 35, WU 0
1998.....	ESU 35, at WU 27	1925.....	ESU 6, WU 0
1997.....	at ESU 64, WU 35	1924.....	ESU 18, WU 0
1996.....	ESU 40, at WU 35	1923.....	ESU 7, WU 7
1995.....	at ESU 25, WU 24	1922.....	ESU 34, WU 0
1994.....	ESU 43, at WU 7	1921.....	ESU 13, WU 10
1993.....	at ESU 37, WU 19	1920.....	WU 19, ESU 7
1992.....	ESU 25, at WU 18	1919.....	WU 20, ESU 6
1991.....	at ESU 49, WU 18	1918.....	WU 22, ESU 3
1988.....	at WU 59, ESU 46	1917.....	ESU 0, WU 0
1987.....	*WU 28, at ESU 21	1916.....	ESU 23, WU 7
1986.....	at ESU 22, WU 16	1915.....	ESU 7, WU 7
1985.....	at WU 25, ESU 18	1914.....	ESU 19, WU 0
1984.....	at ESU 14, WU 0	1913.....	WU 41, ESU 7
1983.....	at WU 41, ESU 7	1912.....	ESU 7, WU 6
1982.....	ESU 20, at WU 13	1911.....	WU 8, ESU 0
1981.....	at WU 17, ESU 10	1910.....	ESU 14, WU 12
1980.....	at ESU 45, WU 7	1909.....	WU 24, ESU 6
1979.....	ESU 17, at WU 11	1908.....	WU 6, ESU 0
1978.....	WU 17, at ESU 7	1907.....	WU 18, ESU 0
1977.....	at WU 40, ESU 12	1906.....	WU 6, ESU 0
1976.....	WU 21, at ESU 0	1905.....	WU 29, ESU 6
1975.....	at WU 42, ESU 13	1904.....	WU 21, ESU 0
1974.....	WU 36, at ESU 15	1903.....	ESU 0, WU 0
1973.....	WU 20, at ESU 10	1902.....	WU 6, ESU 0
1972.....	at ESU 41, WU 7	1901.....	WU 6, ESU 0
1971.....	ESU 3, at WU 0	1899.....	ESU 11, WU 0
1970.....	WU 34, at ESU 21	*WU would later forfeit win	
1969.....	at ESU 28, WU 14	•Overall	
1968.....	ESU 47, at WU 19	ESU leads 52-51-6	
1967.....	at ESU 34, WU 7	•In Emporia (since 1961)	
1966.....	ESU 12, at WU 6	ESU leads 14-12	
1965.....	WU 21, at ESU 0	•In Topeka (since 1961)	
1964.....	at WU 19, ESU 6	WU leads 13-11	
1963.....	WU 32, at ESU 6	•Longest ESU winning streak	
1962.....	at WU 7, ESU 6	11 games - 1991-2001	
1961.....	at ESU 26, WU 10	•Longest WU winning streak	
1960.....	ESU 7, WU 6	8 games - 2004-11.	
1959.....	ESU 24, WU 13	•Largest ESU margin of victory	
1958.....	ESU 27, WU 6	39 in 1928 (ESU 45, WU 6)	
1957.....	WU 25, ESU 0	•Largest WU margin of victory	
1956.....	WU 34, ESU 6	42 in 2010 (at WU 42, ESU 0)	
1955.....	WU 26, ESU 6	•Last ESU win	
1954.....	WU 14, ESU 6	ESU 55, at WU 23 in 2012	
1953.....	WU 21, ESU 0	•Last ESU win in Emporia	
1952.....	ESU 7, WU 6	at ESU 35, WU 28 OT in 2003	
1951.....	WU 14, ESU 13	•Last ESU win in Topeka	
1950.....	ESU 27, WU 19	ESU 55, at WU 23 in 2012	
1949.....	ESU 19, WU 14	•Last WU win	
1948.....	ESU 7, WU 0	WU 31, at ESU 17 in 2011	
1947.....	ESU 12, WU 6	•Last WU win in Emporia	
1946.....	WU 20, ESU 12	WU 31, at ESU 17 in 2011	
1942.....	ESU 12, WU 0	•Last WU win in Topeka	
1941.....	ESU 20, WU 12	at WU 42, ESU 0 in 2010	
1940.....	ESU 38, WU 7		



# 2012 Year in Review

## 2012 ESU FOOTBALL YEAR IN REVIEW

10-2 Overall • 4-1 at home • 5-1 on the road • 1-0 neutral

Kanza Bowl Champions

9-2 MIAA • 2nd Place • 4-1 at Home • 5-1 on the Road

### ALL-AMERICAN

#### D2Football.com

##### First Team

Adam Schiltz, TE

##### Daktronics

##### Second Team

Adam Schiltz, TE

##### Don Hansen Football Gazette

##### Second Team

Adam Schiltz, TE

##### Third Team

Shjuan Richardson, WR

##### Honorable Mention

Ben Carlson, LB

### ALL-REGION

#### Daktronics

##### First Team

Adam Schiltz, TE

Shjuan Richardson, WR

##### Second Team

Ben Carlson, LB

##### Don Hansen Football Gazette

##### First Team

Adam Schiltz, TE

Shjuan Richardson, WR

##### Second Team

Ben Carlson, LB

##### Third Team

Tyler Eckenrode, QB

### All-MIAA

##### First Team

Sjuan Richardson, WR

Adam Schiltz, TE

Ben Carlson, LB

##### Second Team

Tyler Eckenrode, QB

Lance Uhles, OL

Chris Poston, DB

##### Honorable Mention

Ray Ray Davis, WR

Dakota Hagler, DL

Jeff Richards, LB

Jordan Sanders, LB

Kevin Gaddis, DB

Derek Lohmann, DB

### Capital One Academic All-American

#### First Team

Ben Carlson, LB

### MIAA Scholar-Athlete

(3.5 cumulative GPA and All-MIAA Athletic)

Carlson, Ben Sr. 3.85 Business

### MIAA Academic Honor Roll

(3.0 cumulative GPA)

Barker, Thad Fr. 3.79 Earth Science

Bauman, Spencer Fr. 3.06 Marketing

Blount, Aaron So. 3.02 Crime & Del. Studies

Boatright, Clayton Fr. 3.20 Recreation

Brown, Clayton So. 3.05 Physical Ed.

Buffalomeat, Anthony Fr. 3.15 Business

Carlson, Ben Sr. 3.85 Business

Clothier, Logan Fr. 3.23 Physical Ed.

Dorsey, Brian Jr. 3.47 Biology

Eckenrode, Tyler Sr. 3.45 Info. Systems

Ericson, Garret Jr. 3.36 Elementary Ed.

Farley, Jake Jr. 3.34 English

Goodman, Brandon Fr. 3.02 Undecided

Hartshorn, Reed Fr. 3.39 Health Promo.

Jenkins, Beau Fr. 3.08 Info. Systems

Joliff, Tyler So. 3.27 Computer Sci.

Junious, James Fr. 3.20 Social Science

Kile, Collin Fr. 3.33 Biology

Louia, Ryan Jr. 3.22 Recreation

Matthews, Aaron Jr. 3.00 Health Promo.

Melick, Ben Jr. 3.08 Elementary Ed.

Moore, David Fr. 3.11 Nursing

Neal, Kameron Sr. 3.75 Computer Sci.

Poston, Chris Jr. 3.18 Business

Reichmann, Ashton Jr. 3.68 Biology

Rutherford, Tevin Fr. 3.01 Social Science

Savner, Kyle Sr. 3.04 Physical Ed.

Stastny, Jarrett Fr. 3.07 Undecided

Tetuan, Jason Fr. 3.86 Psychology

Tice, Jordan So. 3.69 Physical Ed.

Wilson, Brent Fr. 3.77 Athletic Training

Austin Willis So. 3.49 Phys. Ed.

### MIAA Players of the Week

Tyler Eckenrode, QB Offense • Sept. 10

Eli Kuhns, K, Special Teams • Oct. 1

Ben Carlson, LB Defense • Oct. 8

Tyler Eckenrode, QB Offense • Oct. 22

Ben Carlson, LB Defense • Oct. 22

### NCAA LEADERS

#### Team (Top 25)

Pass Def. Efficiency ..... 8th 99.1 rating

Passing Offense ..... 10th 321.8 ypg

Turnover Margin ..... 13th +1.08 pg

Passing Efficiency ..... 22nd 151.2 rating

Total Offense ..... 25th 454.2 ypg

#### Individual (Top 25)

Receiving yards per game

Shjuan Richardson ..... 6th 114.6 ypg

Total Offense

Tyler Eckenrode ..... 7th 328.3 ypg

Passing Avg.

Tyler Eckenrode ..... 9th 311.8 ypg

Pass Efficiency

Tyler Eckenrode ..... 16th 154.9 rating

Receptions per game

Shjuan Richardson ..... 18th 7.0 rpg

### MIAA LEADERS

#### Team (Top 5)

Passing Offense ..... 1st 321.8 ypg

Field Goals Made ..... 1st 20 FGM

Pass Efficiency ..... 2nd 151.2 rating

Pass Def. Efficiency ..... 2nd 99.1 rating

Interceptions ..... 2nd 24 INT

Turnover Margin ..... 2nd +1.08 pg

Field Goal Pct. .... 2nd 80.0%

Scoring Offense ..... 3rd 35.8 ppg

Total Offense ..... 3rd 454.2 ypg

First Downs ..... 3rd 22.3 pg

Opp. 3rd Down Conv. .... 3rd 34.4%

PAT Kicking ..... 4th 98.0%

4th Down Conv. .... 4th 57.1%

Punt Return Average ..... 5th 11.3 ypr

#### Individual (Top 5)

Passing Avg.

Tyler Eckenrode ..... 1st 311.8 ypg

Total Offense

Tyler Eckenrode ..... 1st 328.3 ypg

Receiving yards per game

Shjuan Richardson ..... 1st 114.6 ypg

Pass Efficiency

Tyler Eckenrode ..... 2nd 154.9 rating

Receptions per game

Shjuan Richardson ..... 2nd 7.0 rpg

Fumbles recovered

Ben Carlson ..... 2nd 0.25 frpg

PAT Kicking

Derek Jonas ..... 4th 98.0%

Kick Scoring

Derek Jonas ..... 5th 6.5 ppg



# 2012 ESU Combined Stats



## Emporia State Hornet Football

### All games

Date	Opponent		Score	Att.
* Aug 30, 2012	FORT HAYS STATE	W	41-18	6145
* Sep 08, 2012	at Nebraska-Kearney	W	58-35	4021
* Sep 15, 2012	CENTRAL OKLAHOMA	W	42-14	4861
* Sep 22, 2012	at Northeastern State	W	30-20	2163
* Sep 29, 2012	LINCOLN	W	37-26	4287
* Oct 06, 2012	at Southwest Baptist	W	19-15	3021
* Oct 11, 2012	LINDENWOOD	W	13-0	4047
* Oct 20, 2012	at Truman State Univ.	W	52-26	3789
* Oct 25, 2012	#12 MISSOURI WESTERN	L	28-57	6245
* Nov 03, 2012	at #4 NW Missouri State	L	10-55	9137
* Nov 10, 2012	at Washburn	W	55-23	6514
Nov 25, 2012	vs TAMU-Kingsville	W	45-38	4300

Rushing	gp-gs	att	gain	loss	net	avg	td	lg	avg/g
Hall,Derwin	12-6	105	501	29	472	4.5	8	26	39.3
Iwuagwa,Dozie	12-1	91	385	28	357	3.9	6	30	29.8
Tice,Jordan	10-4	82	340	20	320	3.9	2	36	32.0
Eckenrode,Tyler	12-12	95	333	135	198	2.1	2	19	16.5
Davis,Trent	10-1	13	90	2	88	6.8	0	52	8.8
Wilson,Brent	9-0	23	102	16	86	3.7	0	14	9.6
Ervin,Kavaski	11-0	1	26	0	26	26.0	0	26	2.4
Richardson,Shjuan	12-12	2	25	0	25	12.5	0	18	2.1
Davis,Ray Ray	12-12	5	24	2	22	4.4	2	16	1.8
Gentz,Brandon	12-1	9	15	3	12	1.3	0	7	1.0
Banister,John	4-0	4	11	1	10	2.5	0	7	2.5
Willis,Austin	12-10	1	8	0	8	8.0	0	8	0.7
Gaddis,Kevin	12-11	1	6	0	6	6.0	0	6	0.5
TEAM	8-0	12	0	41	-41	-3.4	0	0	-5.1
Total	12	444	1866	277	1589	3.6	20	52	132.4
Opponents	12	452	2236	255	1981	4.4	22	40	165.1

Passing	gp-gs	effic	comp-att-int	pct	yds	td	lg	avg/g
Eckenrode,Tyler	12-12	154.89	276-430-10	64.2	3742	29	81	311.8
Wilson,Brent	9-0	74.80	7-21-2	33.3	112	1	44	12.4
Richardson,Shjuan	12-12	0.00	0-1-0	0.0	0	0	0	0.0
Davis,Ray Ray	12-12	488.80	1-1-0	100.0	7	1	7	0.6
Gentz,Brandon	12-1	0.00	0-1-0	0.0	0	0	0	0.0
Total	12	151.24	284-454-12	62.6	3861	31	81	321.8
Opponents	12	99.07	234-470-24	49.8	2661	17	56	221.8

Receiving	gp-gs	no.	yds	avg	td	lg	avg/g
Richardson,Shjuan	12-12	84	1375	16.4	13	81	114.6
Davis,Ray Ray	12-12	61	899	14.7	8	46	74.9
Schiltz,Adam	12-12	44	560	12.7	4	34	46.7
Willis,Austin	12-10	26	329	12.7	2	73	27.4
Iwuagwa,Dozie	12-1	17	145	8.5	0	31	12.1
Tice,Jordan	10-4	16	95	5.9	1	13	9.5
Hall,Derwin	12-6	11	61	5.5	0	16	5.1
Gentz,Brandon	12-1	10	93	9.3	0	37	7.8
Ervin,Kavaski	11-0	5	86	17.2	1	42	7.8
Smithton,Drake	10-0	4	34	8.5	0	11	3.4
Klumpe,Josh	8-0	3	95	31.7	1	38	11.9
Walker,Dyland	1-0	1	44	44.0	1	44	44.0
Stout,Jordan	11-0	1	27	27.0	0	27	2.5
Clothier,Logan	9-0	1	18	18.0	0	18	2.0
Total	12	284	3861	13.6	31	81	321.8
Opponents	12	234	2661	11.4	17	56	221.8

Field Goals	fg	pct.	01-19	20-29	30-39	40-49	50-99	lg	blk
Kuhns,Eli	9-12	75.0	0-0	1-1	2-2	5-8	1-1	51	1
Jonas,Derek	10-12	83.3	0-1	7-7	2-3	1-1	0-0	44	0
Guadagnolo,Zane	1-1	100.0	0-0	1-1	0-0	0-0	0-0	26	0

Scoring	td	fg	kick	PAT	rush	rcv	pass	dxp	saf	pts
Jonas,Derek	-	10-12	50-51	-	-	-	-	-	-	80
Richardson,Shjuan	13	-	-	-	-	-	-	-	-	78
Davis,Ray Ray	10	-	-	-	-	-	-	-	-	60
Hall,Derwin	8	-	-	-	-	-	-	-	-	48
Iwuagwa,Dozie	6	-	-	-	-	-	-	-	-	36
Kuhns,Eli	-	9-12	-	-	-	-	-	-	-	27
Schiltz,Adam	4	-	-	-	-	-	-	-	-	24
Tice,Jordan	3	-	-	-	-	-	-	-	-	18
Willis,Austin	2	-	-	-	-	-	-	-	-	12
Eckenrode,Tyler	2	-	-	-	-	-	0-2	-	-	12

Record:	Overall	Home	Away	Neutral
All games	10-2	4-1	5-1	1-0
Conference	9-2	4-1	5-1	0-0
Non-Conference	1-0	0-0	0-0	1-0

Team Statistics	ESU	OPP
FIRST DOWNS	268	249
Rushing	89	106
Passing	155	117
Penalty	24	26
RUSHING YARDAGE	1589	1981
Rushing Attempts	444	452
Average Per Rush	3.6	4.4
Average Per Game	132.4	165.1
TDs Rushing	20	22
PASSING YARDAGE	3861	2661
Comp-Att-Int	284-454-12	234-470-24
Average Per Pass	8.5	5.7
Average Per Catch	13.6	11.4
Average Per Game	321.8	221.8
TDs Passing	31	17
TOTAL OFFENSE	5450	4642
Average Per Play	6.1	5.0
Average Per Game	454.2	386.8
KICK RETURNS: #Yards	49-957	70-1658
PUNT RETURNS: #Yards	21-249	19-147
INT RETURNS: #Yards	24-262	12-195
FUMBLES-LOST	14-9	18-10
PENALTIES-Yards	83-729	93-817
PUNTS-AVG	70-34.5	70-36.6
TIME OF POSSESSION/Game	29:30	30:24
3RD-DOWN Conversions	64/184	67/195
4TH-DOWN Conversions	8/14	12/32

Interceptions	no.	yds	avg	td	lg
Gaddis,Kevin	5	47	9.4	0	27
Poston,Chris	4	88	22.0	0	47
Carlson,Ben	3	41	13.7	0	41
Richards,Jeff	3	2	0.7	0	2
Sanders,Jordan	2	2	1.0	0	6
Patterson,Gabe	2	0	0.0	0	0
Fortune,Gary	2	-4	-2.0	0	0
Weaver,Tyrone	1	30	30.0	1	30
Lohmann,Derek	1	6	6.0	0	6
Taylor,Josh	1	50	50.0	0	50

Punting	no.	yds	avg	lg	tb	fc	i20	50+	blk
Jonas,Derek	68	2397	35.2	57	2	8	20	6	1
TEAM	1	0	0.0	0	0	0	0	0	0
Dorsey,Brian	1	17	17.0	17	0	0	1	0	0

Punt Returns	no.	yds	avg	td	lg
Gaddis,Kevin	14	216	15.4	0	50
Fortune,Gary	3	30	10.0	0	13
Smithton,Drake	1	0	0.0	0	0
Richards,Jeff	1	5	5.0	0	5
TEAM	1	-11	-11.0	0	0
Willis,Austin	1	9	9.0	0	0
Total	21	249	11.9	0	50
Opponents	19	147	7.7	0	53



# 2012 ESU Defensive Stats

## Emporia State Hornet Football

### All games

#	Defensive Leaders	gp-gs	Tackles				Sacks	Pass defense			Fumbles		blkd	
			ua	a	tot	tfl/yds		int-yds	brup	qbh	rcv-yds	ff	kick	saf
35	Carlson,Ben	12-12	60	52	112	6.5-18	1.5-9	3-41	1	4	3-0	.	.	.
52	Sanders,Jordan	11-11	52	45	97	7.0-15	2.0-10	2-2	3	3	1-0	.	.	.
9	Poston,Chris	11-11	57	13	70	7.5-15	.	4-88	4	.	2-0	1	.	.
23	Richards,Jeff	12-11	33	21	54	6.5-31	2.0-18	3-2	10	1	.	.	3	.
14	Taylor,Josh	12-2	31	14	45	.	.	1-50	1	.	1-35	2	.	.
21	Satchell,Kadeem	12-3	27	18	45	3.0-9	1.0-4	.	2	.	.	.	.	.
18	Gaddis,Kevin	12-11	34	9	43	2.0-6	.	5-47	8	.	.	1	.	.
94	Hagler,Dakota	12-12	18	21	39	2.0-11	1.5-10	.	1	4	.	1	.	.
48	Matthews,Aaron	12-12	21	17	38	9.0-42	4.0-29	.	1	5	.	.	.	.
51	Chandler,Tim	12-12	12	18	30	4.0-18	1.5-13	.	3	2	1-0	.	.	.
30	Jones,Kamrhan	12-2	18	11	29	3.0-13	2.0-10	.	1	.	.	.	.	.
5	Lohmann,Derek	9-9	25	4	29	1.5-7	.	1-6	7	.	.	1	.	.
50	Weaver,Tyrone	12-11	13	10	23	2.0-11	1.0-7	1-30	4	3	.	.	.	.
93	Wilson,Justin	12-0	11	11	22	2.0-4	.	.	.	.	.	1	.	.
54	Reichmann,Ashton	12-0	13	8	21	.	.	.	.	.	.	.	.	.
36	Patterson,Gabe	9-6	17	3	20	.	.	2-0	6	.	.	.	.	.
4	Fortune,Gary	6-3	14	6	20	1.0-1	.	2--4	4	.	.	.	.	.
24	Abila,Corben	9-0	8	8	16	1.0-8	1.0-8	.	1	.	.	1	.	.
25	Willis,Austin	12-10	13	3	16	.	.	.	.	.	.	.	1	.
3	Dozier,Julian	2-1	8	7	15	.	.	.	2	.	.	1	.	.
91	Louia,Ryan	12-1	2	11	13	2.0-7	0.5-3	.	4	2	.	.	2	.
20	Strode,Jarett	7-2	7	5	12	.	.	.	.	.	1-11	.	.	.
34	Tetuan,Jason	12-0	6	1	7	.	.	.	.	.	.	.	.	.
19	Ervin,Kavaski	11-0	4	1	5	.	.	.	2	.	.	.	.	.
98	Junious,James	10-0	4	1	5	.	.	.	.	1	.	.	.	.
11	Davis,Ray Ray	12-12	2	2	4	.	.	.	.	.	.	.	.	.
1	Tice,Jordan	10-4	3	.	3	.	.	.	.	.	1-0	.	.	.
56	Joliff,Tyler	2-0	1	2	3	.	.	.	.	.	.	.	.	.
29	Hall,Derwin	12-6	1	1	2	.	.	.	.	.	.	.	.	.
28	Davis,Trent	10-1	1	1	2	.	.	.	.	.	.	.	.	.
77	Blount,Aaron	11-8	1	1	2	.	.	.	.	.	.	.	.	.
55	Neal,Kameron	6-6	1	1	2	.	.	.	.	.	.	.	.	.
2	Gentz,Brandon	12-1	1	1	2	.	.	.	1	.	.	.	.	.
75	Hampton,Russell	3-0	2	.	2	.	.	.	.	.	.	.	.	.
10	Eckenrode,Tyler	12-12	1	.	1	.	.	.	.	.	.	.	.	.
TM	TEAM	8-0	1	.	1	.	.	.	.	.	.	.	.	1
33	Schiltz,Adam	12-12	1	.	1	.	.	.	.	.	.	.	.	.
39	Kuhns,Eli	12-0	1	.	1	.	.	.	.	.	.	.	.	.
49	Jonas,Derek	12-0	1	.	1	.	.	.	.	.	.	.	.	.
84	Farley,Jake	12-0	.	1	1	.	.	.	.	.	.	.	.	.
71	Brown,Clayton	12-12	1	.	1	.	.	.	.	.	.	.	.	.
40	Boatright,Clayton	1-0	1	.	1	.	.	.	.	.	.	.	.	.
92	Melick,Ben	1-0	1	.	1	.	.	.	.	.	.	.	.	.
27	Page,Jeff	3-0	.	1	1	.	.	.	.	.	.	.	.	.
38	Adams,Bryan	1-0	1	.	1	.	.	.	.	.	.	.	.	.
Total		12	530	329	859	60-216	19-128	24-262	66	25	10-46	9	6	1
Opponents		12	556	308	864	82-245	23-124	12-195	45	16	9-24	8	2	2



# 2012 Game By Game



vs.



Game 1	1	2	3	4	Final
<b>Fort Hays State</b>	<b>0</b>	<b>3</b>	<b>9</b>	<b>6</b>	<b>- 18</b>
<b>Emporia State</b>	<b>14</b>	<b>3</b>	<b>10</b>	<b>14</b>	<b>- 41</b>

August 30, 2012

Attendance: 6145

Tyler Eckenrode threw for a career high 414 yards on 23 of 37 passing with two touchdowns as Emporia State opened the season with a 41-18 win over Ft. Hays State at Welch Stadium.

Eckenrode became the first Hornet to throw for over 400 yards in a game since Tad Hatfield went for 460 yards against Missouri Southern in 2004.

Richardson was his favorite target with six receptions for 148 yards as eight different Hornets caught a pass. Davis added 84 yards and a touchdown on four catches while Tice had 37 yards and a touchdown on four catches.

Tice was the leading rusher for the Hornets with 51 yards on 14 carries while Hall added 49 yards and a touchdown on 12 carries.

## Scoring Summary

		FHSU	ESU
<b>1st Quarter</b>			
09:26 ESU	Tice, Jordan 9 yd pass from Eckenrode, Tyler (Jonas, Derek)	FIRST DOWNS.....13	29
06:19 ESU	Eckenrode, Tyler 9 yd run (Jonas, Derek)	RUSHES-YARDS (NET) ....37-120	47-120
		PASSING YDS (NET).....183	414
		Passes Att-Comp-Int. ....31-16-1	38-23-1
		TOTAL OFF. PLAYS-YDS ..68-303	85-534
<b>2nd Quarter</b>		Fumble Returns-Yards.....0-0	0-0
05:51 FHSU	O'Brien, Drew 47 yd field goal	Punt Returns-Yards.....2-5	2-71
00:25 ESU	Kuhns, Eli 41 yd field goal	Kickoff Returns-Yards .....8-234	5-93
<b>3rd Quarter</b>		Interception Returns-Yards.....1-6	1-0
10:37 ESU	Jonas, Derek 22 yd field goal	Punts (Number-Avg) .....7-37.4	4-30.0
07:56 FHSU	Brown, Grant 6 yd pass from Austin, Tarean (kick blocked)	Fumbles-Lost.....3-2	3-2
04:59 FHSU	O'Brien, Drew 34 yd field goal	Penalties-Yards .....7-50	2-20
00:56 ESU	Iwuagwa, Dozie 1 yd run (Jonas, Derek)	Possession Time .....27:45	32:15
<b>4th Quarter</b>		Third-Down Conversions....5 of 15	6 of 16
12:22 ESU	Hall, Derwin 7 yd run (Jonas, Derek)	Fourth-Down Conversions....0 of 1	1 of 1
08:08 ESU	Davis, Ray 23 yd pass from Eckenrode, Tyler (Jonas, Derek)	Red-Zone Scores-Chances.....3-3	5-7
00:05 FHSU	Austin, Tarean 2 yd run (kick blocked)	Sacks By: Number-Yards .....3-24	3-20

**RUSHING: Fort Hays State**-Smith, Edward 17-46; Brown, Addie 9-38; Austin, Tarean 3-19; Sheppard, Anthony 5-12; Smith, Andre 3-5.

**Emporia State**-Tice, Jordan 14-51; Hall, Derwin 12-49; Iwuagwa, Dozie 9-29; Gentz, Brandon 3-5; Eckenrode, Tyler 9-minus 14.

**PASSING: Fort Hays State**-Austin, Tarean 8-18-0-92; Sheppard, Anthony 8-13-1-91.

**Emporia State**-Eckenrode, Tyler 23-37-1-414; Wilson, Brent 0-1-0-0.

**RECEIVING: Fort Hays State**-Hageman, Tanner 4-37; Williams, Ed 3-72; Alexander, Treyv 2-19; Gallon, Cornelius 2-15; Cordon, Eli 1-17; Smith, Edward 1-6; Albert, Trevon 1-6; Brown, Grant 1-6; Smith, Andre 1-5.

**Emporia State**-Richardson, Shjuan 6-148; Davis, Ray 4-84; Tice, Jordan 4-37; Willis, Austin 3-58; Schiltz, Adam 3-39; Gentz, Brandon 1-37; Smithton, Drake 1-11; Hall, Derwin 1-0.

**INTERCEPTIONS: Fort Hays State**-Richardson, Marq 1-6.

**Emporia State**-Gaddis, Kevin 1-0.

**FUMBLES: Fort Hays State**-Helfrich, Jared 1-1; Cordon, Eli 1-1; Smith, Edward 1-0.

**Emporia State**-Eckenrode, Tyler 1-1; Hall, Derwin 1-1; Tice, Jordan 1-0.



at



Game 2	1	2	3	4	Final
<b>Emporia State</b>	<b>24</b>	<b>17</b>	<b>10</b>	<b>7</b>	<b>- 58</b>
<b>Nebraska-Kearney</b>	<b>0</b>	<b>22</b>	<b>6</b>	<b>7</b>	<b>- 35</b>

September 8, 2012

Attendance: 4021

Emporia State jumped out to a 24-0 lead in the first quarter and never looked back in a 58-35 win at Neb.-Kearney.

Tyler Eckenrode ended the day 30 of 43 for 367 yards and four touchdowns and added a team high 51 yards rushing on eight carries. Shjuan Richardson hauled in 15 passes for a career high 204 yards and three touchdowns.

ESU got defensive scores on a 35 yard fumble return by Josh Taylor and a 32 yard interception return by Tyrone Weaver. Ben Carlson had a team high 13 tackles including a sack. Chris Poston joined Weaver with an interception returned 47 yards. Derek Jonas hit two field goals while Eli Kuhns hit his second 40+ yarder of the season.

## Scoring Summary

		ESU	UNK
<b>1st Quarter</b>			
08:01 ESU	Jonas, D. 28 yd field goal	FIRST DOWNS.....21	26
06:13 ESU	Tice, J. 4 yd run (Jonas, D.)	RUSHES-YARDS (NET) ....33-134	42-140
03:55 ESU	Richardson, S. 25 yd pass from Eckenrode, T. (Jonas, D.)	PASSING YDS (NET).....367	235
	Davis, R. 5 yd pass from Eckenrode, T. (Jonas, D.)	Passes Att-Comp-Int. ....43-30-0	48-24-2
		TOTAL OFF. PLAYS-YDS ..76-501	90-375
<b>2nd Quarter</b>		Fumble Returns-Yards.....1-35	0-0
12:12 UNK	Rankin, D. 2 yd pass from Kaiser, A. (Farlee, D.)	Punt Returns-Yards.....5-110	2-60
10:34 ESU	Richardson, S. 42 yd pass from Eckenrode, T. (Jonas, D.)	Kickoff Returns-Yards .....5-108	6-130
07:48 ESU	Kuhns, E. 45 yd field goal	Interception Returns-Yards.....2-77	0-0
05:33 UNK	Lehner, A. 24 yd pass from Kaiser, A. (Schrodt, D. pass)	Punts (Number-Avg) .....7-40.6	10-39.6
03:59 ESU	Taylor, J. 35 yd fumble (Jonas, D.)	Fumbles-Lost.....1-1	1-1
01:21 UNK	Golt, D. 9 yd pass from Flanagan, T. (Farlee, D.)	Penalties-Yards .....9-115	5-52
		Possession Time .....29:07	30:53
<b>3rd Quarter</b>		Third-Down Conversions....2 of 15	6 of 18
06:52 ESU	Jonas, D. 27 yd field goal	Fourth-Down Conversions....2 of 3	1 of 1
06:21 ESU	Weaver, Tyrone 30 yd INT (Jonas, D. kick)	Red-Zone Scores-Chances.....4-5	3-3
02:57 UNK	Flanagan, T. 23 yd pass from Romero, K. (kick failed)	Sacks By: Number-Yards .....4-26	0-0
<b>4th Quarter</b>			
10:03 ESU	Richardson, S. 36 yd pass from Eckenrode, T. (Jonas, D.)		
05:47 UNK	Schrodt, D. 6 yd pass from Bride, S. (Farlee, D.)		

**RUSHING: Emporia State**-Eckenrode, Tyler 8-51; Tice, Jordan 10-33; Iwuagwa, Dozie 8-29; Richardson, Shjuan 1-18; Banister, John 2-7; Wilson, Brent 1-2; Hall, Derwin 3-minus 6.

**Nebraska-Kearney**-Rush, Stephan 9-52; Rankin, Daniel 4-38; Trinidad, Ricky 7-24; Flanagan, Tommy 7-20; Romero, Kevin 3-3; Kaiser, Aric 10-3; Bride, Shad 1-0; TEAM 1-0.

**PASSING: Emporia State**-Eckenrode, Tyler 30-43-0-367.

**Nebraska-Kearney**-Kaiser, Aric 16-33-2-148; Romero, Kevin 6-13-0-72; Flanagan, Tommy 1-1-0-9; Bride, Shad 1-1-0-6.

**RECEIVING: Emporia State**-Richardson, Shjuan 15-204; Willis, Austin 4-70; Schiltz, Adam 4-45; Davis, Ray 2-17; Tice, Jordan 2-0; Iwuagwa, Dozie 1-19; Smithton, Drake 1-7; Ervin, Kavaski 1-5.

**Nebraska-Kearney**-Flanagan, Tommy 6-50; Lehner, Adam 5-58; Golt, Dillon 3-26; Chambers, O. 2-29; Klein, Brett 2-29; Stone, Joe 2-21; Rankin, Daniel 2-9; Berry, Matt 1-7; Schrodt, Dillon 1-6.

**INTERCEPTIONS: Emporia State**-Poston, Chris 1-47; Weaver, Tyrone 1-30.

**Nebraska-Kearney**-None

**FUMBLES: Emporia State**-Richardson, Shjuan 1-1.

**Nebraska-Kearney**-Trinidad, Ricky 1-1.



# 2012 Game By Game



at



Game 3	1	2	3	4	Final
Central Oklahoma	0	6	8	0	- 14
Emporia State	14	14	7	7	- 42

September 15, 2012

Attendance: 4861

Emporia State jumped out to a 21-0 lead and never looked back in a 42-14 win over Central Oklahoma. The Hornets rolled up 538 yards of total offense with a season high 228 yards rushing.

Tyler Eckenrode was 22 of 39 for 310 yards and four touchdowns through the air and added 57 yards and a touchdown on 13 carries. Shjuan Richardson finished with seven catches for 100 yards and three touchdowns. Jordan Tice had 12 carries for 91 yards and a touchdown to lead the Hornets on the ground. Jordan Sanders had ten tackles and a fumble recovery for Emporia State while Ben Carlson had six tackles, two interceptions and a fumble recovery for the Hornets.

## Scoring Summary

		UCO	ESU
<b>1st Quarter</b>			
12:42 ESU	Richardson, S. 15 yd pass from Eckenrode, T. (Jonas, D.)	FIRST DOWNS.....19	29
03:42 ESU	Richardson, S. 43 yd pass from Eckenrode, T. (Jonas, D.)	RUSHES-YARDS (NET) ....34-109	44-228
		PASSING YDS (NET).....231	310
<b>2nd Quarter</b>		Passes Att-Comp-Int.....44-22-3	40-22-1
12:27 ESU	Eckenrode, T. 12 yd run (Jonas, D.)	TOTAL OFF. PLAYS-YDS ..78-340	84-538
10:41 UCO	Morrell, D. 8 yd pass from Nelson, A. (kick failed)	Fumble Returns-Yards.....0-0	0-0
01:23 ESU	Tice, J. 1 yd run (Jonas, D.)	Punt Returns-Yards.....2-17	1-11
<b>3rd Quarter</b>		Kickoff Returns-Yards .....6-140	3-67
10:52 ESU	Ervin, K. 42 yd pass from Eckenrode, T. (Jonas, D.)	Interception Returns-Yards.....1-1	3-0
08:19 UCO	Birmingham, J. 12 yd run (Holland, T. pass)	Punts (Number-Avg) .....6-29.8	6-31.8
<b>4th Quarter</b>		Fumbles-Lost.....2-2	1-1
06:55 ESU	Richardson, S. 20 yd pass from Eckenrode, T. (Jonas, D.)	Penalties-Yards .....3-38	10-80
		Possession Time .....29:28	30:32
		Third-Down Conversions....5 of 16	7 of 16
		Fourth-Down Conversions....1 of 3	1 of 1
		Red-Zone Scores-Chances.....2-5	4-5
		Sacks By: Number-Yards .....1-4	1-8

**RUSHING:** Central Oklahoma-Birmingham, Joshua 19-71; Bobo, Christian 6-22; Nelson, Adrian 9-16.

**Emporia State**-Tice, Jordan 12-91; Eckenrode, Tyler 13-57; Hall, Derwin 8-51; Iwuagwa, Dozie 6-15; Wilson, Brent 2-8; Willis, Austin 1-8; Gentz, Brandon 1-0; TEAM 1-minus 2.

**PASSING:** Central Oklahoma-Nelson, Adrian 22-44-3-231.

**Emporia State**-Eckenrode, Tyler 22-39-1-310; Wilson, Brent 0-1-0-0.

**RECEIVING:** Central Oklahoma-Morrell, Daniel 6-103; Johnson, Sam 3-24; Hood, Christian 3-20; Holland, Tucker 2-40; Walters, Marquis 2-16; Birmingham, Joshua 2-12; Travis, Leroy 2-10; Bobo, Christian 1-5; Aschenbrenner, Kyle 1-1.

**Emporia State**-Richardson, Shjuan 7-100; Davis, Ray Ray 6-91; Schiltz, Adam 4-48; Ervin, Kavaski 1-42; Iwuagwa, Dozie 1-13; Smithton, Drake 1-7; Willis, Austin 1-6; Tice, Jordan 1-3.

**INTERCEPTIONS:** Central Oklahoma-Dozier, Devoris 1-minus 1.

**Emporia State**-Carlson, Ben 2-0; Poston, Chris 1-0.

**FUMBLES:** Central Oklahoma-Birmingham, Joshua 1-1; Morrell, Daniel 1-1.

**Emporia State**-TEAM 1-1.



at



Game 4	1	2	3	4	Final
Emporia State	3	6	14	7	- 30
Northeastern State	0	0	6	14	- 20

September 22, 2012

Attendance: 2163

Emporia State faced adversity on the field for the first time this season, but came away with a 30-20 victory over Northeastern State in Tahlequah, Okla.

The Hornets never trailed but the RiverHawks did close to within 23-20 with 5:34 left in the game before Tyler Eckenrode found Shjuan Richardson for an 11 yard touchdown with 3:49 left to seal the win. Derwin Hall had 85 yards on 18 carries and a touchdown while Dozie Iwuagwa added 80 yards on 18 carries with two scores. Eckenrode went 19 of 27 for 229 yards and a touchdown and added 55 yards rushing on nine carries. Ray Ray Davis had six catches for 97 yards.

Ben Carlson had a team high nine tackles, Chris Poston added eight stops with two for loss while Kevin Gaddis had five stops and an interception.

## Scoring Summary

		ESU	NSU
<b>1st Quarter</b>			
04:09 ESU	Jonas, D. 27 yd field goal	FIRST DOWNS.....23	17
<b>2nd Quarter</b>		RUSHES-YARDS (NET) ....48-223	31-147
03:44 ESU	Hall, D. 2 yd run (kick failed)	PASSING YDS (NET).....229	201
<b>3rd Quarter</b>		Passes Att-Comp-Int.....27-19-1	46-20-1
12:59 NSU	Patton, D. 24 yd field goal	TOTAL OFF PLAYS-YDS...75-452	77-348
09:51 ESU	Iwuagwa, D. 11 yd run (Jonas, D.)	Fumble Returns-Yards.....0-0	0-0
09:01 NSU	Patton, D. 47 yd field goal	Punt Returns-Yards.....3-11	1-1
02:23 ESU	Iwuagwa, D. 7 yd run (Jonas, D.)	Kickoff Returns-Yards .....4-95	5-112
<b>4th Quarter</b>		Interception Returns-Yards.....1-0	1-36
09:50 NSU	Sherman, J. 17 yd pass from Deaton, J. (Patton, D.)	Punts (Number-Avg) .....5-40.0	7-36.9
05:34 NSU	Rockmore, J. 9 yd run (Patton, D.)	Fumbles-Lost.....1-1	1-0
03:49 ESU	Richardson, Sh. 11 yd pass from Eckenrode, T. (Jonas, D.)	Penalties-Yards .....5-57	7-86
		Possession Time .....32:29	27:31
		Third-Down Conversions....5 of 13	5 of 19
		Fourth-Down Conversions....1 of 2	2 of 4
		Red-Zone Scores-Chances.....5-6	3-3
		Sacks By: Number-Yards .....0-0	1-4

**RUSHING:** Emporia State-Hall, Derwin 18-85; Iwuagwa, Dozie 18-80; Eckenrode, Tyler 9-55; Gentz, Brandon 1-7; TEAM 2-minus 4.

**Northeastern State**-Rockmore, Joel 16-105; Dixon, Terrance 8-18; Simmons, Zack 4-18; McCutcheon, D. 1-10; Deaton, Johnny 2-minus 4.

**PASSING:** Emporia State-Eckenrode, Tyler 19-27-1-229.

**Northeastern State**-Deaton, Johnny 20-46-1-201.

**RECEIVING:** Emporia State-Davis, Ray Ray 6-97; Iwuagwa, Dozie 4-54; Richardson, Shjuan 3-53; Ervin, Kavaski 2-17; Gentz, Brandon 1-5; Schiltz, Adam 1-3; Willis, Austin 1-2; Hall, Derwin 1-minus 2.

**Northeastern State**-Sherman, J. 9-63; Coleman, Jahmai 5-30; Bryant, Chucky 3-43; Harris, Gionni 2-57; Nelson, Montra 1-8.

**INTERCEPTIONS:** Emporia State-Gaddis, Kevin 1-0.

**Northeastern State**-Jones, Vernon 1-36.

**FUMBLES:** Emporia State-Eckenrode, Tyler 1-1.

**Northeastern State**-Deaton, Johnny 1-0.



# 2012 Game By Game



at



Game 1	1	2	3	4	Final
<b>Lincoln</b>	<b>0</b>	<b>6</b>	<b>7</b>	<b>13</b>	<b>- 26</b>
<b>Emporia State</b>	<b>17</b>	<b>11</b>	<b>6</b>	<b>3</b>	<b>- 37</b>

Sept. 29, 2012

Attendance: 4287

Emporia State connected on an MIAA record seven field goals by three different players on their way to a 37-26 victory over Lincoln at Welch Stadium. The win moved the Hornets to 5-0 on the season and is the best start by Emporia State since 2003.

Tyler Eckenrode finished the day 22 of 36 for 197 yards through the air and added 52 rushing yards on 12 carries. Derwin Hall led Emporia State in rushing with 60 yards on eight carries with two touchdowns. Shjuan Richardson had a team high seven receptions for 66 yards as nine different Hornets caught a pass. Jordan Sanders led the Emporia State defense with nine tackles, 1.5 TFL, an interception and two pass break ups.

## Scoring Summary

		LU	ESU
<b>1st Quarter</b>			
12:31 ESU	Hall,D. 1 yd run (Jonas,D.)	FIRST DOWNS.....17	26
10:35 ESU	Jonas,D. 33 yd field goal	RUSHES-YARDS (NET) ....34-173	43-180
02:57 ESU	Hall,D. 16 yd run (Jonas,D.)	PASSING YDS (NET).....166	239
<b>2nd Quarter</b>		Passes Att-Comp-Int.....35-13-2	47-26-0
08:28 ESU	Jonas,D. 28 yd field goal	TOTAL OFF. PLAYS-YDS ..69-339	90-419
05:21 LU	Woodard,M. 18 yd pass from Larson,L. (kick blocked)	Fumble Returns-Yards.....0-0	0-0
03:35 ESU	Kuhns,E. 38 yd field goal	Punt Returns-Yards.....2-17	1-9
02:00 ESU	TEAM safety	Kickoff Returns-Yards .....10-233	6-152
00:48 ESU	Kuhns,E. 37 yd field goal	Interception Returns-Yards.....0-0	2-2
<b>3rd Quarter</b>		Punts (Number-Avg) .....8-27.4	6-31.5
08:45 ESU	Kuhns,E. 43 yd field goal	Fumbles-Lost.....0-0	1-0
08:01 LU	Henderson,M. 4 yd run (Ashley,M.)	Penalties-Yards .....12-79	8-87
04:35 ESU	Kuhns,E. 51 yd field goal	Possession Time .....26:27	33:33
<b>4th Quarter</b>		Third-Down Conversions....5 of 14	8 of 21
10:39 ESU	Guadagnolo,Z. 26 yd field goal	Fourth-Down Conversions....0 of 1	0 of 0
03:26 LU	Woodard,M. 53 yd pass from Larson,L. (Ashley,M.)	Red-Zone Scores-Chances.....3-3	6-6
02:06 LU	Henderson,M. 5 yd run (kick failed)	Sacks By: Number-Yards .....2-8	1-10

**RUSHING:** *Lincoln*-Malone,Donald 8-83; Larson,Lewis 11-43; Henderson,Morris 8-25; Williams,Byron 2-10; Morris,Jacob 2-6; Brock,Deon 2-4; Woodard,Maurice 1-2. *Emporia State*-Hall,Derwin 8-60; Eckenrode,Tyler 12-52; Tice,Jordan 6-23; Wilson,Brent 8-20; Iwuagwa,Dozie 3-17; Davis,Trent 3-9; Gentz,Brandon 2-0; TEAM 1-minus 1.

**PASSING:** *Lincoln*-Larson,Lewis 12-28-1-157; Morris,Jacob 1-6-1-9; Borney,Andre 0-1-0-0.

*Emporia State*-Eckenrode,Tyler 22-36-0-197; Wilson,Brent 4-11-0-42.

**RECEIVING:** *Lincoln*-Woodard,Maurice 6-108; Trammell,Jammell 2-29; Borney,Andre 2-19; Guion,Quan 2-6; Henderson,Morris 1-4.

*Emporia State*-Richardson,Shjuan 7-66; Davis,Ray Ray 5-44; Gentz,Brandon 5-16; Willis,Austin 3-29; Schiltz,Adam 2-36; Ervin,Kavaski 1-22; Smithton,Drake 1-9; Tice,Jordan 1-9; Iwuagwa,Dozie 1-8.

**INTERCEPTIONS:** *Lincoln*-None.

*Emporia State*-Richards,Jeff 1-2; Sanders,Jordan 1-minus 4.

**FUMBLES:** *Lincoln*-None.

*Emporia State*-Eckenrode,Tyler 1-0.



AT



Game 6	1	2	3	4	Final
<b>Emporia State</b>	<b>0</b>	<b>0</b>	<b>13</b>	<b>6</b>	<b>- 19</b>
<b>Southwest Baptist</b>	<b>8</b>	<b>7</b>	<b>0</b>	<b>0</b>	<b>- 15</b>

October 6, 2012

Attendance: 3021

Tyler Eckenrode threw for 299 yards in the second half to lead #25 Emporia State to a 19-15 come from behind win at Southwest Baptist. The Hornets trailed 15-0 at the half and scored 19 second half points.

The Hornets would get on the board with 11:25 left in the third quarter when Eckenrode hit Shjuan Richardson for a 46 yard touchdown. Eckenrode found Adam Schiltz from six yards out with :36 left in the third and he completed the comeback with a 73 yard touchdown strike to Austin Willis with 12:29 left in the game.

Eckenrode ended the game 17 of 29 for 322 yards and three touchdowns. Ben Carlson led the ESU defense with 15 tackles.

## Scoring Summary

		ESU	SBU
<b>1st Quarter</b>			
14:45 SBU	Muhammad,C. 97 yd kickoff return (kick blocked)	FIRST DOWNS.....19	13
05:47 SBU	Wallace,K. safety	RUSHES-YARDS (NET) ....33-110	40-71
<b>2nd Quarter</b>		PASSING YDS (NET).....322	175
05:25 SBU	Connors,D. 8 yd run (Colliver,J.)	Passes Att-Comp-Int.....33-17-2	31-20-0
<b>3rd Quarter</b>		TOTAL OFF. PLAYS-YDS ..66-432	71-246
11:25 ESU	Richardson,S. 46 yd pass from Eckenrode,T. (Jonas,D.)	Fumble Returns-Yards.....0-0	0-0
00:36 ESU	Schiltz,A. 6 yd pass from Eckenrode,T. (pass failed)	Punt Returns-Yards.....1-0	0-0
<b>4th Quarter</b>		Kickoff Returns-Yards .....3-51	5-204
12:29 ESU	Willis,A. 73 yd pass from Eckenrode,T. (pass failed)	Interception Returns-Yards.....0-0	2-40
		Punts (Number-Avg) .....5-29.4	8-37.0
		Fumbles-Lost.....0-0	1-1
		Penalties-Yards .....4-23	8-80
		Possession Time .....24:14	35:46
		Third-Down Conversions....5 of 14	7 of 20
		Fourth-Down Conversions....0 of 1	1 of 5
		Red-Zone Scores-Chances.....1-3	1-4
		Sacks By: Number-Yards .....3-21	3-15

**RUSHING:** *Emporia State*-Tice,Jordan 12-67; Ervin,Kavaski 1-26; Hall,Derwin 7-13; Wilson,Brent 5-7; Iwuagwa,Dozie 2-6; TEAM 2-minus 2; Eckenrode,Tyler 4-minus 7.

*Southwest Baptist*-Connors,Dan 21-39; McWright,Robert 17-31; Harris,Tiras 2-1.

**PASSING:** *Emporia State*-Eckenrode,Tyler 17-29-0-322; Wilson,Brent 0-4-2-0

*Southwest Baptist*-Connors,Dan 19-29-0-173; Swortwood,MJ 1-2-0-2.

**RECEIVING:** *Emporia State*-Schiltz,Adam 7-83; Davis,Ray Ray 3-85; Willis,Austin 2-74; Richardson,Shjuan 2-63; Tice,Jordan 2-10; Hall,Derwin 1-7.

*Southwest Baptist*-Sohn,Zachary 8-92; Lauderdale,Derw 5-32; Mourik,Nathan 3-34; Duhaney,Justin 2-6; Lilly,Ivan 1-9; Frezzell,Anthon 1-2.

**INTERCEPTIONS:** *Emporia State*-None.

*Southwest Baptist*-Manuma,Jameson 1-24; Ray,Evan 1-16.

**FUMBLES:** *Emporia State*-Richardson,Shjuan 1-1.

*Nebraska-Kearney*-Trinidad,Ricky 1-1.



# 2012 Game By Game



at



Game 7	1	2	3	4	Final
Lindenwood	0	0	0	0	- 0
Emporia State	0	3	3	7	- 13

October 11, 2012

Attendance: 4047

The Emporia State defense pitched their first shutout since the opening game of the 2008 season with a 13-0 win over Lindenwood. The teams were pulled off the field 54 minutes before the start of the game due to lightning and again with 6:53 remaining in the first quarter.

Derek Jonas hit 26 and 32 yard field goals and the only touchdown of the game came when Tyler Eckenrode found Ray Ray Davis from two yards out. Eckenrode ended the game 21 of 36 for 257 yards and a touchdown while Shjuan Richardson had eight catches for 122 yards. Derwin Hall had 16 carries for 83 yards.

Gary Fortune had two interceptions, two pass break ups and three tackles. Josh Taylor returned an interception 50 yards with 2:36 left to ice the victory.

## Scoring Summary

	LWU	ESU
<b>2nd Quarter</b>	FIRST DOWNS.....15	21
11:52 ESU Jonas,D. 32 yd field goal	RUSHES-YARDS (NET) .... 24-73	42-130
<b>3rd Quarter</b>	PASSING YDS (NET)..... 209	257
00:39 ESU Jonas,D. 26 yd field goal	Passes Att-Comp-Int.....39-15-4	37-21-1
<b>4th Quarter</b>	TOTAL OFF. PLAYS-YDS ..63-282	79-387
12:00 ESU Davis,R. 2 yd pass from Eckenrode,T. (Jonas,D.)	Fumble Returns-Yards..... 0-0	0-0
	Punt Returns-Yards..... 3-8	3-30
	Kickoff Returns-Yards ..... 4-100	1-21
	Interception Returns-Yards..... 1-0	4-46
	Punts (Number-Avg) ..... 7-37.3	7-39.1
	Fumbles-Lost..... 1-0	2-1
	Penalties-Yards ..... 13-101	8-63
	Possession Time ..... 28:00	32:00
	Third-Down Conversions .... 3 of 15	8 of 19
	Fourth-Down Conversions.... 1 of 2	0 of 1
	Red-Zone Scores-Chances..... 0-1	3-5
	Sacks By: Number-Yards ..... 3-23	3-13

**RUSHING: Lindenwood**-O'Bryant,Denodus 16-79; Orlando,Nate 1-1; Byrd,Marvin 1-1; TEAM 1-minus 2; Jasin,Taylor 5-minus 6.

**Emporia State**-Hall,Derwin 16-83; Iwuagwa,Dozie 10-59; Tice,Jordan 9-10; Gentz,Brandon 2-0; Eckenrode,Tyler 5-minus 22.

**PASSING: Lindenwood**-Jasin,Taylor 14-38-4-171; Wofford,James 1-1-0-38.

**Emporia State**-Eckenrode,Tyler 21-36-1-257; Gentz,Brandon 0-1-0-0.

**RECEIVING: Lindenwood**-Helmick,Andrew 4-62; Angell,Matt 4-48; Robinson,Alex 3-41; Stubbs,Thomas 1-38; Sealer,Sam 1-10; Orlando,Nate 1-5; O'Bryant,Denodus 1-5.

**Emporia State**-Richardson,Shjuan 8-122; Davis,Ray Ray 7-95; Iwuagwa,Dozie 3-4; Schiltz,Adam 1-19; Willis,Austin 1-13; Hall,Derwin 1-4.

**INTERCEPTIONS: Lindenwood**-Reed,Brock 1-0.

**Emporia State**-Fortune,Gary 2-minus 4; Taylor,Josh 1-50; Patterson,Gabe 1-0.

**FUMBLES: Lindenwood**-Jasin,Taylor 1-0.

**Emporia State**-Richardson,Shjuan 1-0; Eckenrode,Tyler 1-1.



at



Game 8	1	2	3	4	Final
Emporia State	10	21	14	7	- 52
Truman State Univ.	10	2	7	7	- 26

October 20, 2012

Attendance: 3789

Emporia State moved to 8-0 on the season thanks to a record setting performance by Tyler Eckenrode in a 52-26 win at Truman. He was 26 of 39 for 422 yards and three touchdowns and became the Hornets all-time leader in career passing yards.

The Hornets ended the game with 616 yards of total offense. In addition to Eckenrode's 422 yard passing, Dozie Iwuagwa ended with 79 yards on 14 carries with three touchdowns. Shjuan Richardson had 11 catches for 217 yards and a touchdown and Ray Ray Davis added 121 yards on five catches with two touchdowns.

Ben Carlson had 17 tackles with one for a loss and the 41 yard interception return. Derek Lohmann set a school record with his 15th career interception.

## Scoring Summary

	ESU	TSU
<b>1st Quarter</b>	FIRST DOWNS.....28	29
08:01 TSU White,G. 11 yd run (Koon,D.)	RUSHES-YARDS (NET) .... 37-176	32-153
05:56 ESU Kuhns,E. 43 yd field goal	PASSING YDS (NET)..... 440	296
03:35 ESU Richardson,S. 81 yd pass from Eckenrode,T. (Jonas,D.)	Passes Att-Comp-Int.....41-27-1	57-26-4
	TOTAL OFF. PLAYS-YDS ..78-616	89-449
01:16 TSU Koon,D. 29 yd field goal	Fumble Returns-Yards..... 0-0	0-0
<b>2nd Quarter</b>	Punt Returns-Yards..... 2-5	1-12
14:55 TSU TEAM safety	Punt Returns-Yards..... 2-5	1-12
11:14 ESU Iwuagwa,D. 15 yd run (Jonas,D.)	Kickoff Returns-Yards ..... 4-75	9-108
10:54 ESU Davis,R. 19 yd pass from Eckenrode,T. (Jonas,D.)	Interception Returns-Yards ..... 4-47	1-0
	Punts (Number-Avg) ..... 6-32.8	6-40.5
00:40 ESU Iwuagwa,D. 1 yd run (Jonas,D.)	Fumbles-Lost..... 2-1	2-0
<b>3rd Quarter</b>	Penalties-Yards ..... 8-70	8-86
13:50 ESU Hall,D. 1 yd run (Jonas,D.)	Possession Time ..... 31:35	28:25
07:18 TSU Breen,T. 15 yd run (Koon,D.)	Third-Down Conversions .... 4 of 13	4 of 17
05:17 ESU Davis,R. 38 yd pass from Eckenrode,T. (Jonas,D.)	Fourth-Down Conversions.... 0 of 1	0 of 4
<b>4th Quarter</b>	Red-Zone Scores-Chances..... 5-6	4-7
12:07 ESU Iwuagwa,D. 15 yd run (Jonas,D.)	Sacks By: Number-Yards ..... 2-12	1-2
06:31 TSU Orlando,C. 5 yd pass from Breen,T. (Koon,D.)		

**RUSHING: Emporia State**-Iwuagwa,Dozie 14-79; Davis,Trent 7-75; Hall,Derwin 9-37; Wilson,Brent 1-4; Banister,John 2-3; Eckenrode,Tyler 3-2; TEAM 1-minus 24.

**Truman State**-White,Garrett 19-97; Breen,Taylor 7-32; Hartfield,Aaron 3-24; Schottel,Conrad 2-4; TEAM 1-minus 4.

**PASSING: Emporia State**-26-39-1-422; Wilson,Brent 1-2-0-18.

**Truman State**-Schottel,Conrad 14-32-3-132; Breen,Taylor 12-24-1-164; Grier,Dallas 0-1-0-0.

**RECEIVING: Emporia State**-Richardson,Shjuan 11-217; Davis,Ray Ray 5-121; Schiltz,Adam 4-46; Iwuagwa,Dozie 3-22; Willis,Austin 2-10; Clothier,Logan 1-18; Gentz,Brandon 1-6.

**Truman State**-Grier,Dallas 9-121; Nagel,Brett 7-64; Haferbier,Jared 5-76; Orlando,Chico 3-21; Taylor,Paul 1-15; White,Garrett 1-minus 1.

**INTERCEPTIONS: Emporia State**-Carlson,Ben 1-41; Lohmann,Derek 1-6; Patterson,Gabe 1-0; Richards,Jeff 1-0.

**Truman State**-Schumacher,R. 1-0.

**FUMBLES: Emporia State**-TEAM 1-0; Iwuagwa,Dozie 1-1.

**Truman State**-Breen,Taylor 1-0; TEAM 1-0.



# 2012 Game By Game



at



Game 9	1	2	3	4	Final
Missouri Western	17	16	21	3	- 57
Emporia State	0	0	14	14	- 28

October 25, 2012

Attendance: 6245

The #15 Hornets outscored #12 Missouri Western in the second half but it was not enough in a 57-28 loss to #12 Missouri Western at Welch Stadium.

Tyler Eckenrode finished the game 24 of 48 for 290 yards and two touchdowns to go with two interceptions. He was 16 of 30 for 245 yards in the second half. Shjuan Richardson finished with 11 catches for 138 yards and a touchdown while Ray Ray Davis had five catches for 61 yards and a score.

Ben Carlson had a game high 13 tackles. Kadeem Satchell, playing for All-American Derek Lohmann who was injured on the first series of the game, had ten tackles.

## Scoring Summary

	MWSU	ESU
<b>1st Quarter</b>		
09:36 MWSU Anderson, T. 43 yd field goal	FIRST DOWNS.....26	17
07:04 MWSU Hill, M. 3 yd run (Anderson, T.)	RUSHES-YARDS (NET) ....57-382	17-78
01:30 MWSU Hill, M. 3 yd run (Anderson, T.)	PASSING YDS (NET).....150	298
<b>2nd Quarter</b>	Passes Att-Comp-Int.....16-12-0	49-25-2
13:02 MWSU Anderson, T. 30 yd field goal	TOTAL OFF. PLAYS-YDS ..73-532	66-376
06:58 MWSU Crockom, T. 19 yd pass from Partridge, T. (pass intcpt)	Fumble Returns-Yards.....0-0	0-0
02:31 MWSU Partridge, T. 8 yd run (Anderson, T.)	Punt Returns-Yards.....2-1	0-0
<b>3rd Quarter</b>	Kickoff Returns-Yards.....2-51	9-91
12:52 MWSU Jordan, M. 91 yd interception return (Anderson, T.)	Interception Returns-Yards.....2-99	0-0
11:17 MWSU Spencer, R. 7 yd run (Anderson, T.)	Punts (Number-Avg).....2-39.0	8-39.4
08:09 ESU Davis, R. 4 yd pass from Eckenrode, T. (Jonas, D.)	Fumbles-Lost.....2-2	0-0
07:46 ESU Richardson, S. 22 yd pass from Eckenrode, T. (Jonas, D.)	Penalties-Yards.....3-30	9-52
01:45 MWSU Thomas, D. 11 yd run (Anderson, T.)	Possession Time.....35:26	24:34
<b>4th Quarter</b>	Third-Down Conversions....8 of 13	5 of 15
14:28 ESU Hall, D. 1 yd run (Jonas, D.)	Fourth-Down Conversions....0 of 0	1 of 1
07:43 ESU Hall, D. 2 yd run (Jonas, D.)	Red-Zone Scores-Chances.....7-7	3-4
03:03 MWSU Anderson, T. 44 yd field goal	Sacks By: Number-Yards.....0-0	0-0

**RUSHING:** *Missouri Western*-Hill, Michael 24-185; Spencer, Raphael 12-96; Partridge, T. 9-55; Thomas, Dominic 11-53; TEAM 1-minus 7.

*Emporia State*-Hall, Derwin 7-33; Wilson, Brent 2-25; Tice, Jordan 2-11; Eckenrode, Tyler 3-5; Davis, Trent 3-4.

**PASSING:** *Missouri Western*-Partridge, T. 12-16-0-150.

*Emporia State*-Eckenrode, Tyler 24-48-2-290; Wilson, Brent 1-1-0-8.

**RECEIVING:** *Missouri Western*-Hill, Michael 3-21; Downing, Tarrell 2-56; Knox, Kyle 2-29; Crockom, Tyron 2-24; Wright, Brandon 1-11; Libby, Derek 1-5; Jordan, Reggie 1-4.

*Emporia State*-Richardson, Shjuan 11-138; Davis, Ray Ray 5-61; Hall, Derwin 4-39; Willis, Austin 2-16; Gentz, Brandon 1-23; Schiltz, Adam 1-18; Iwuagwa, Dozie 1-3.

**INTERCEPTIONS:** *Missouri Western*-Jordan, Michael 1-91; Bass, David 1-8.

*Emporia State*-None.

**FUMBLES:** *Missouri Western*-Libby, Derek 1-1; TEAM 1-1.

*Emporia State*-None.



at



Game 10	1	2	3	4	Final
Emporia State	3	0	7	0	- 10
NW Missouri State	14	24	10	7	- 55

November 3, 2012

Attendance: 9137

Tyler Eckenrode broke the Hornets single season passing record, but it was not enough as #4 Northwest Missouri defeated #20 Emporia State 55-10 in Maryville, Mo.

The senior from Houston now has 3,075 yards on the season. Eckenrode ended the day 21 of 34 for 267 yards. He connected with eight different receivers led by Ray Ray Davis with nine catches for 138 yards.

Josh Taylor led the Emporia State defense with 15 tackles while Chris Poston added five solo stops and his third interception of the season.

## Scoring Summary

	ESU	NWMSU
<b>1st Quarter</b>		
06:49 ESU Kuhns, E. 42 yd field goal	FIRST DOWNS.....13	29
06:34 NWMSU Simmons, J. 85 yd kickoff return (Adolf, T.)	RUSHES-YARDS (NET) ....28-20	50-318
02:06 NWMSU Simmons, J. 1 yd run (Adolf, T.)	PASSING YDS (NET).....267	214
<b>2nd Quarter</b>	Passes Att-Comp-Int.....34-21-3	24-14-1
12:07 NWMSU Adolf, T. 30 yd field goal	TOTAL OFF. PLAYS-YDS ..62-287	74-532
09:02 NWMSU Franklin, J. 2 yd run (Adolf, T.)	Fumble Returns-Yards.....0-0	0-0
06:34 NWMSU Franklin, J. 17 yd run (Adolf, T.)	Punt Returns-Yards.....1-4	2-15
00:36 NWMSU Simmons, J. 1 yd run (Adolf, T.)	Kickoff Returns-Yards.....5-88	3-110
<b>3rd Quarter</b>	Interception Returns-Yards.....1-0	3-15
10:25 NWMSU Adolf, T. 45 yd field goal	Punts (Number-Avg).....6-29.3	1-40.0
03:13 NWMSU Simmons, J. 3 yd run (Adolf, T.)	Fumbles-Lost.....0-0	0-0
01:04 ESU Davis, R. 5 yd run (Jonas, D.)	Penalties-Yards.....8-47	9-67
<b>4th Quarter</b>	Possession Time.....25:42	33:07
01:26 NWMSU Lohnes, D. 1 yd run (Adolf, T.)	Third-Down Conversions....5 of 14	4 of 11
	Fourth-Down Conversions....1 of 2	3 of 4
	Red-Zone Scores-Chances.....1-2	8-8
	Sacks By: Number-Yards.....1-11	4-18

**RUSHING:** *Emporia State*-Iwuagwa, Dozie 12-23; Tice, Jordan 7-5; Davis, Ray Ray 1-5; Hall, Derwin 2-4; Eckenrode, Tyler 6-minus 17.

*NW Missouri*-Franklin, James 15-97; Simmons, Jordan 10-90; Lohnes, Denver 7-52; Creason, Billy 7-45; Adema-Schulte, K 5-22; Adams, Trevor 4-11; Kleeman, Kyle 1-2; Seals, Tyler 1-minus 1.

**PASSING:** *Emporia State*-Eckenrode, Tyler 21-34-3-267.

*NW Missouri*-Adams, Trevor 10-18-1-146; Seals, Tyler 4-6-0-68.

**RECEIVING:** *Emporia State*-Davis, Ray Ray 9-138; Richardson, Shjuan 4-23; Willis, Austin 2-22; Tice, Jordan 2-15; Klumpe, Josh 1-32; Stout, Jordan 1-27; Schiltz, Adam 1-8; Iwuagwa, Dozie 1-2.

*NW Missouri*-Simmons, Jordan 4-34; Franklin, James 3-36; Defeo, Vincent 2-61; Shaw, Tyler 2-52; Hinchey, John 2-24; Adema-Schulte, K 1-7.

**INTERCEPTIONS:** *Emporia State*-Poston, Chris 1-0.

*NW Missouri*-DeJong, Nate 1-14; Dixon, Brian 1-1; DeBuysere, C. 1-0.

**FUMBLES:** *Emporia State*-None.

*NW Missouri*-None.



# 2012 Game By Game



at



Game 11	1	2	3	4	Final
<b>Emporia State</b>	7	17	21	10	- 55
<b>Washburn</b>	9	0	0	14	- 23

November 10, 2012

Attendance: 6514

Senior Harlon Hill candidate Tyler Eckenrode completed his first 13 passes as #25 Emporia State defeated Washburn 55-23 at Yager Stadium in Moore Bowl. The win snapped an eight game losing streak to the Ichabods and gives the Hornets a 9-2 record on the season.

Eckenrode finished the game 26 of 30 for 364 yards and four touchdowns while gaining 39 yards on 13 carries. He connected with seven different receivers and had at least a 12 yard completion to each of them. Adam Schiltz had a career high 150 yards on eight catches

Ben Carlson had a game high 13 tackles and was joined in double figures by Jordan Sanders with ten stops. Gaddis had two interceptions and five solo tackles.

## Scoring Summary

		ESU	WU
<b>1st Quarter</b>			
11:58 WU	Groves,H. 3 yd run (kick failed)	FIRST DOWNS.....29	18
07:07 ESU	Davis,R. 17 yd pass from Eckenrode,T. (Jonas,D.)	RUSHES-YARDS (NET) ....44-187	40-154
		PASSING YDS (NET)..... 408	183
03:55 WU	Linn,J. 30 yd field goal	Passes Att-Comp-Int.....32-27-0	33-16-2
<b>2nd Quarter</b>		TOTAL OFF. PLAYS-YDS ..76-595	73-337
07:34 ESU	Hall,D. 18 yd run (Jonas,D.)	Fumble Returns-Yards..... 0-0	1-24
03:32 ESU	Jonas,D. 25 yd field goal	Punt Returns-Yards..... 1-10	1-11
02:03 ESU	Willis,A. 5 yd pass from Eckenrode,T. (Jonas,D.)	Kickoff Returns-Yards ..... 1-1	7-145
		Interception Returns-Yards..... 2-40	0-0
<b>3rd Quarter</b>		Punts (Number-Avg)..... 1-33.0	4-40.0
09:02 ESU	Richardson,S. 22 yd pass from Eckenrode,. (Jonas,D.)	Fumbles-Lost..... 3-2	2-1
04:46 ESU	Klumpe,J. 38 yd pass from Eckenrode,T. (Jonas,D.)	Penalties-Yards ..... 3-35	7-74
		Possession Time ..... 30:17	29:43
03:40 ESU	Davis,R. 3 yd run (Jonas,D.)	Third-Down Conversions .... 7 of 13	6 of 17
<b>4th Quarter</b>		Fourth-Down Conversions.... 1 of 1	2 of 4
06:20 ESU	Kuhns,E. 27 yd field goal	Red-Zone Scores-Chances..... 6-7	3-4
04:45 WU	Mertz,R. 22 yd pass from Piper,J. (Linn,J.)	Sacks By: Number-Yards ..... 0-0	3-13
04:36 ESU	Walker,D. 44 yd pass from Wilson,B. (Jonas,D.)		
03:14 WU	Mertz,R. 8 yd pass from Piper,J. (Linn,J.)		

**RUSHING:** *Emporia State*-Hall,Derwin 10-54; Eckenrode,Tyler 13-39; Tice,Jordan 7-28; Iwuagwa,Dozie 6-22; Wilson,Brent 4-20; Davis,Ray Ray 2-19; Richardson,Shjuan 1-7; TEAM 1-minus 2.

*Washburn*-Groves,Hayden 26-108; Stewart,Kameron 4-20; Piper,Joel 1-17; Brown,Tyrell 5-16; Lockhart,Donnie 4-minus 7.

**PASSING:** *Emporia State*-Eckenrode,Tyler 26-30-0-364; Wilson,Brent 1-1-0-44; Richardson,Shjuan 0-1-0-0.

*Washburn*-Piper,Joel 16-33-2-183.

**RECEIVING:** *Emporia State*-Schiltz,Adam 8-150; Davis,Ray Ray 5-50; Richardson,Shjuan 4-48; Willis,Austin 3-28; Tice,Jordan 3-15; Klumpe,Josh 2-63; Walker,Dyland 1-44; Iwuagwa,Dozie 1-10.

*Washburn*-Mertz,Ryan 7-86; Fancher,Mark 4-34; Hurst,Tore' 2-36; Kobbeman,Matt 2-14; Crimmins,Connor 1-13.

**INTERCEPTIONS:** *Emporia State*-Gaddis,Kevin 2-40.

*Washburn*-None.

**FUMBLES:** *Emporia State*-Eckenrode,Tyler 1-1; Schiltz,Adam 1-1; Ervin,Kavaski 1-0.

*Washburn*-Brown,Tyrell 1-1; Lockhart,Donnie 1-0.

64



vs.



Game 12	1	2	3	4	Final
<b>TAMU-Kingsville</b>	0	7	17	14	- 38
<b>Emporia State</b>	0	14	14	17	- 45

November 25, 2012

Attendance: 4300

Tyler Eckenrode threw a school record five touchdowns as #24 Emporia State defeated Texas A&M-Kingsville 45-38 in the fourth annual Kanza Bowl in Topeka. The Hornets finished the season 10-2, their first ten win season since 1989. Eckenrode was named MVP for the Hornets after going 25 of 32 for 303 yards and a school record five touchdowns. Richardson had six catches for 193 yards and two touchdowns while Schiltz caught eight passes for 65 yards and three scores.

Sanders had a game high 15 tackles with an interception while Poston added 11 tackles, an interception and a forced fumble for the Hornets. Gaddis had nine tackles and three pass break ups while Richards picked off the other interception for Emporia State.

## Scoring Summary

		TAMUK	ESU
<b>2nd Quarter</b>			
13:19 TAMUK	Johnson,A. 31 yd run (Stoll,M.)	FIRST DOWNS.....27	13
08:51 ESU	Schiltz,A. 23 yd pass from Eckenrode,T. (Jonas,D.)	RUSHES-YARDS (NET) ....31-141	28-3
		PASSING YDS (NET)..... 418	310
04:44 ESU	Schiltz,A. 7 yd pass from Davis,R. (Jonas,D.)	Passes Att-Comp-Int.....66-36-4	33-26-0
		TOTAL OFF. PLAYS-YDS ..97-559	61-313
		Fumble Returns-Yards..... 0-0	1-11
<b>3rd Quarter</b>		Punt Returns-Yards..... 1-0	1-10
13:01 ESU	Richardson,S. 77 yd pass from Eckenrode,T. (Jonas,D.)	Kickoff Returns-Yards ..... 5-91	3-117
11:16 TAMUK	Willingham,J. 31 yd pass from Ehrlich,B. (Stoll,M.)	Interception Returns-Yards..... 0-0	4-54
10:19 ESU	Davis,R. 4 yd pass from Eckenrode,T. (Jonas,D.)	Punts (Number-Avg) ..... 4-43.2	9-32.0
		Fumbles-Lost..... 3-1	0-0
08:12 TAMUK	Toney,R 6 yd run (Stoll,M.)	Penalties-Yards ..... 11-74	9-80
02:11 TAMUK	Stoll,M. 31 yd field goal	Possession Time ..... 32:23	27:37
<b>4th Quarter</b>		Third-Down Conversions .... 9 of 20	2 of 15
12:24 ESU	Schiltz,A. 6 yd pass from Eckenrode,T. (Jonas,D.)	Fourth-Down Conversions.... 1 of 3	0 of 0
04:37 TAMUK	Johnson,A. 6 yd pass from Ehrlich,B. (Stoll,M.)	Red-Zone Scores-Chances..... 3-5	3-3
		Sacks By: Number-Yards ..... 2-13	1-7
04:23 ESU	Richardson,S. 75 yd pass from Eckenrode,T. (Jonas,D.)		
02:59 ESU	Jonas,D. 44 yd field goal		
01:34 TAMUK	Griggs,C. 38 yd pass from Ehrlich,B (Stoll,M.)		

**RUSHING:** *TAMU-Kingsville*-Anthony Johnson 13-72; Randall Toney 12-64; Bryan Ehrlich 6-5.

*Emporia State*-Hall,Derwin 5-9; Gaddis,Kevin 1-6; Tice,Jordan 3-1; Davis,Ray Ray 2-minus 2; Iwuagwa,Dozie 3-minus 2; Eckenrode,Tyler 10-minus 3; TEAM 4-minus 6.

**PASSING:** *TAMU-Kingsville*-Bryan Ehrlich 36-65-4-418; Angel Millan 0-1-0-0.

*Emporia State*-Eckenrode,Tyler 25-32-0-303; Davis,Ray Ray 1-1-0-7.

**RECEIVING:** *TAMU-Kingsville*-Robert Armstrong 10-109; Anthony Johnson 9-24; Christian Taylor 5-97; Jake Willingham 3-70; Clyde Lee 3-49; C.J. Griggs 2-50; Joseph Vela 2-7; Patrick LaFluer 1-6; Derek Tesch 1-6.

*Emporia State*-Schiltz,Adam 8-65; Richardson,Shjuan 6-193; Davis,Ray Ray 4-16; Hall,Derwin 3-13; Willis,Austin 2-1; Iwuagwa,Dozie 1-10; Gentz,Brandon 1-6; Tice,Jordan 1-6.

**INTERCEPTIONS:** *TAMU-Kingsville*-None.

*Emporia State*-Poston,Chris 1-41; Gaddis,Kevin 1-7; Sanders,Jordan 1-6; Richards,,Jeff 1-0.

**FUMBLES:** *TAMU-Kingsville*-Bryan Ehrlich 2-0; Joseph Vela 1-1.

*Emporia State*-None.



# The MIAA



## MIAA MEMBERSHIP

### University of Central Missouri

Location ..... Warrensburg, Mo.  
Mascot ..... Mules

### University of Central Oklahoma

Location ..... Edmond, Okla.  
Mascot ..... Bronchos

### Emporia State University

Location ..... Emporia, Kan.  
Mascot ..... Hornets

### Ft. Hays State University

Location ..... Hays, Kan.  
Mascot ..... Tigers

### Lincoln University

Location ..... Jefferson City, Mo.  
Mascot ..... Blue Tigers

### Lindenwood University

Location ..... St. Charles, Mo.  
Mascot ..... Lions

### Missouri Southern State University

Location ..... Joplin, Mo.  
Mascot ..... Lions

### Missouri Western State University

Location ..... St. Joseph, Mo.  
Mascot ..... Griffons

### University of Nebraska-Kearney

Location ..... Kearney, Neb.  
Mascot ..... Lopers

### Northeastern State University

Location ..... Tahlequah, Okla.  
Mascot ..... Riverhawks

### Northwest Missouri State University

Location ..... Maryville, Mo.  
Mascot ..... Bearcats

### Pittsburg State University

Location ..... Pittsburg, Kan.  
Mascot ..... Gorillas

### Southwest Baptist University

Location ..... Bolivar, Mo.  
Mascot ..... Bearcats

### Washburn University

Location ..... Topeka, Kan.  
Mascot ..... Ichabods

Over the past 101 years, the MIAA has gained the reputation of being one of the top NCAA Division II conferences in the nation.

MIAA student-athletes have won 17 NCAA team championships and, since 1964, 186 individual national titles. The MIAA currently conducts championships in eight sports for men and nine for women.

For the men, champions are crowned in football, cross country, basketball, indoor and outdoor track & field, baseball, tennis, golf and wrestling. The women compete for titles in volleyball, cross country, soccer, basketball, indoor and outdoor track & field, softball, golf and tennis.

The MIAA turned a new page on July 1, 1992, when the NCAA Division II conference changed its name from the Missouri Intercollegiate Athletic Association to the Mid-America Intercollegiate Athletics Association.

The decision to make the change originated in 1989, when Pittsburg State University and Washburn University became the first schools outside the state of Missouri to gain membership in the MIAA.

The conference was first organized in 1912 with 14 member institutions. Of those original members, the University of Central Missouri and Northwest Missouri State University remain a part of the MIAA.

The first change in membership came in 1924, when the MIAA reorganized to include only the five regional Missouri state colleges: Central, Truman (at the time known as Northeast Missouri State), Northwest, Southeast Missouri State University and Southwest Missouri State University (now Missouri State).

Over the next 56 years, three schools joined the membership: the Missouri School of Mines (later the University of Missouri-Rolla and now the Missouri University of Science & Technology) in 1935, Lincoln University in 1970, and the University of Missouri-St. Louis in 1980.

The 1980s brought the biggest changes in the conference. In 1981, Southwest Missouri State University opted to move to NCAA Division I and the MIAA appointed its first full-time com-

missioner, Ken Jones, in July.

He would be in the position for 16 years, retiring in 1997. Former Gulf South and Metro commissioner Ralph McFillen succeeded Jones, serving 10 years before his retirement in 2007. Jim Johnson succeeded McFillen in July of that year and served as commissioner until September of 2010. Dr. Bob Boerigter succeeded Johnson in September 2010 and is the current commissioner for the MIAA.

Southwest Baptist University brought membership back to eight schools in 1986, before the major expansion of the conference in 1989. Pittsburg State, Washburn, Missouri Southern State College (now University) and Missouri Western State College (now University) - formerly members of the Central States Intercollegiate Conference - began competition in the 1989-90 season.

Southeast Missouri State left the MIAA following the 1990-91 season to move on to NCAA Division I, and was replaced by Emporia State University in the 1991-92 season. Missouri-St. Louis left the MIAA in 1996, as did Missouri-Rolla in 2005 - Lincoln forfeited membership in 1999.

Fort Hays State University joined the MIAA in 2006, the University of Nebraska Omaha entered the league in 2008, and Lincoln re-joined the conference in 2010.

On July 29, 2010, the MIAA CEO Council voted to extend invitations to the University of Central Oklahoma and Northeastern State University to become members of the league, and on September 24, 2010, it voted to extend invitations to the University of Nebraska-Kearney and Lindenwood University to become conference institutions, beginning in 2012-13.

With the departure of Nebraska Omaha in 2011, the membership of the MIAA was at 11 schools. Central Oklahoma, Lindenwood, Nebraska-Kearney and Northeastern State will begin league play in 2012-13 to push the league membership to a total of 15 schools. The league returned to 14 institutions with the department of Truman following the 2012-13 season..



## MIAA STAFF

### Commissioner Dr. Bob Boerigter

Office - (816) 421-6422  
bboer@themiaa.com



### Director of Communications Josh Slaughter

Office - (816) 421-6422  
jslaughter@themiaa.com




### Coordinator of External Affairs Larry House

Office - (816) 421-6422  
lhouse@themiaa.com



### Assistant Commissioner for Compliance and Internal Operations/SWA Amber Feldman

Office - (816) 421-6422 ext. 203  
feldman@themiaa.com



## 2012 MIAA FOOTBALL FINAL STANDINGS

	MIAA			Overall	
	W-L	Pct.	W-L	Pct.	
Mo. Western (5)	9-1	0.900	12-2	0.857	
Emporia St. (22)	9-2	0.818	10-2	0.833	
Northwest Mo. (10)	8-2	0.800	10-3	0.769	
Lindenwood	7-3	0.700	8-4	0.667	
Pittsburg St.	7-3	0.700	7-3	0.700	
Washburn	7-4	0.636	7-4	0.636	
Central Mo.	6-4	0.600	6-4	0.600	
Mo. Southern	5-5	0.500	6-5	0.545	
Fort Hays St.	4-6	0.400	5-6	0.455	
Northeastern St.	4-6	0.400	4-6	0.400	
Truman	3-7	0.300	4-7	0.364	
Southwest Baptist	3-8	0.273	3-8	0.273	
Neb.-Kearney	2-8	0.200	3-8	0.273	
Central Okla.	2-8	0.200	2-8	0.200	
Lincoln	1-10	0.091	1-10	0.091	

## MIAA 2012 POSTSEASON

### NCAA Playoffs - Round One

11/17 Northwest Missouri 35, Harding 0  
11/17 Mo. Western 57, Minn.-Duluth 55 (3OT)

### NCAA Playoffs - Round Two

11/24 Minn. State 38, Northwest Mo. 35 (2OT)  
11/24 Mo. Western 45, Henderson St. 21

### Kanza Bowl

11/25 Emporia State 45, TAMU-Kingsville 38

### Mineral Water Bowl

12/1 Winona State 41, Lindenwood 21

### NCAA Playoffs - Regional Final

12/1 Minn. State 17, Mo. Western 10



# 2013 Composite Schedule

## Thursday, September 5

*UCO @ MSSU .....	6:00 p.m.
*WU @ UNK .....	6:00 p.m.
Saginaw Valley @ NWMSU .....	6:30 p.m.
*MWSU @ UCM .....	7:00 p.m.
*ESU @ FHSU .....	7:00 p.m.
*LU @ LWU .....	7:00 p.m.

## Saturday, September 7

*NSU @ PSU .....	7:00 p.m.
SBU @ Truman .....	7:00 p.m.

## Thursday, September 5

*UNK @ ESU .....	6:00 p.m.
------------------	-----------

## Saturday, September 14

*MSSU @ NSU .....	2:30 p.m.
Grambling State @ LU .....	4:30 p.m.
*FHSU @ WU .....	6:00 p.m.
*UCM @ NWMSU .....	6:00 p.m.
*PSU @ UCO .....	6:00 p.m.
*LWU @ SBU .....	6:00 p.m.
Missouri S&T @ MWSU .....	6:00 p.m.

## Saturday, September 21

*LWU @ UCM .....	1:30 p.m.
*LU @ MSSU .....	2:37 p.m.
*MWSU @ UNK .....	3:00 p.m.
*ESU @ UCO .....	6:00 p.m.
*WU @ NSU .....	6:00 p.m.
*NWMSU @ FHSU .....	7:00 p.m.
*SBU @ PSU .....	7:00 p.m.

## Saturday, September 28

*UNK @ NWMSU .....	1:00 p.m.
*NSU @ ESU .....	1:00 p.m.
*PSU @ LU .....	2:00 p.m.
*UCO @ WU .....	2:37 p.m.
*FHSU @ MWSU .....	6:00 p.m.
Missouri S&T @ LWU .....	6:00 p.m.
*MSSU @ SBU .....	6:00 p.m.
UCM @ Truman .....	7:00 p.m.

## Saturday, October 5

Abilene Christian @ PSU .....	2:00 p.m.
*NWMSU @ NSU .....	2:00 p.m.
*WU @ SBU .....	2:00 p.m.
*ESU @ LU .....	2:00 p.m.
*LWU @ UNK .....	2:37 p.m.
*UCM @ MSSU .....	6:00 p.m.
*MWSU @ UCO .....	6:00 p.m.
William Jewell @ FHSU .....	7:00 p.m.

## Saturday, October 12

*UCO @ NWMSU .....	1:00 p.m.
*LU @ WU .....	1:00 p.m.
*PSU @ UCM .....	1:30 p.m.
*NSU @ MWSU .....	1:30 p.m.
*FHSU @ LWU .....	1:30 p.m.
*SBU @ ESU .....	2:00 p.m.
MSSU @ South Dakota Mines .....	2:00 p.m.
*UNK @ Central Arkansas .....	3:00 p.m.

## Thursday, September 5

Fort Valley State @ WU .....	6:00 p.m.
------------------------------	-----------

## Saturday, October 19

*LU @ UNK .....	1:00 p.m.
*UCM @ UCO .....	1:00 p.m.
*ESU @ LWU .....	1:30 p.m.
Eastern New Mexico @ NSU .....	2:00 p.m.
*SBU @ FHSU .....	2:37 p.m.
*NWMSU vs. PSU @ Arrowhead .....	3:00 p.m.
*MWSU @ MSSU .....	6:00 p.m.

## Saturday, October 26

*UNK @ SBU .....	1:00 p.m.
*LWU @ WU .....	1:00 p.m.
*NSU @ UCM .....	1:30 p.m.
*PSU @ MWSU .....	1:30 p.m.
*MSSU @ NWMSU .....	2:00 p.m.
*FHSU @ LU .....	2:37 p.m.

## Saturday, November 2

*UCM @ UNK .....	TBD
*ESU @ MWSU .....	1:30 p.m.
*LU @ UCO .....	2:00 p.m.
South Dakota Mines @ FHSU .....	2:00 p.m.
*LWU @ MSSU .....	2:00 p.m.
*SBU @ NSU .....	2:00 p.m.
Northwestern Oklahoma State @ PSU .....	2:00 p.m.
*WU @ NWMSU .....	2:37 p.m.

## Saturday, November 9

South Dakota Mines @ UNK .....	TBD
*MWSU @ WU .....	1:00 p.m.
*UCO @ SBU .....	1:00 p.m.
*NWMSU @ ESU .....	1:00 p.m.
*FHSU @ UCM .....	1:30 p.m.
*NSU @ LU .....	2:00 p.m.
MSSU @ Lindenwood-Bellevue .....	2:00 p.m.
*PSU @ LWU .....	2:37 p.m.

## Saturday, November 16

*UCO @ NSU .....	1:00 p.m.
*WU @ ESU .....	1:00 p.m.
*NWMSU @ MWSU .....	1:30 p.m.
*UNK @ FHSU .....	2:00 p.m.
*SBU @ LU .....	2:00 p.m.
*MSSU @ PSU .....	2:00 p.m.

## Saturday, November 23

NCAA Division II Playoffs – First Round @ campus sites

## Saturday, November 30

NCAA Division II Playoffs – Second Round @ campus sites

## Saturday, December 7

NCAA Division II Playoffs – Quarterfinals @ campus sites	
Mineral Water Bowl – MIAA vs. NSIC @ Excelsior Springs, Mo. ....	TBA
Kanza Bowl – MIAA vs. LSC @ Topeka, Kan. ....	TBA

## Saturday, December 14

NCAA Division II Playoffs – Semifinals @ campus sites

## Saturday, December 21

NCAA Division II Championship Game @ Florence, Ala.

\*= MIAA Game. Schedule subject to change

**KEY:** UCM=Central Missouri; UCO=Central Oklahoma; ESU=Emporia State; FHSU=Fort Hays State; LU=Lincoln; LWU=Lindenwood; MSSU=Missouri Southern; MWSU=Missouri Western; UNK=Nebraska-Kearney; NSU=Northeastern State; NWMSU=Northwest Missouri; PSU=Pittsburg State; SBU=Southwest Baptist; TSU=Truman; WU=Washburn.



# 2012 All-MIAA Team



## OFFENSE

### First Team Offense

QB – Travis Partridge, Missouri Western  
 RB – Michael Hill, Missouri Western  
 RB – Joshua Birmingham, Central Oklahoma  
 WR – Shjuan Richardson, Emporia State  
 WR – John Brown, Pittsburg State  
 TE/FB – Adam Shiltz, Emporia State  
 OL – Steve Dieckhaus, Washburn  
 OL – Cody Holland, Pittsburg State  
 OL – Macon Allan, Missouri Western  
 OL – Rod Williams, Northwest Missouri  
 OL – Logan Freeman, Central Missouri  
 K – Todd Adolf, Northwest Missouri  
 RET – John Brown, Pittsburg State

### Second Team Offense

QB – Tyler Eckenrode, Emporia State  
 RB – Joel Rockmore, Northeastern State  
 RB – Denodus O'Bryant, Lindenwood  
 WR – Dallas Grier, Truman  
 WR – Tyler Shaw, Northwest Missouri  
 TE/FB – Tore' Hurst, Washburn  
 OL – John Rouse, Fort Hays State  
 OL – Lance Uhles, Emporia State  
 OL – Colt Schulte, Missouri Western  
 OL – Michael Bowie, Northeastern State  
 OL – Cole Manhart, Nebraska-Kearney  
 K – Taylor Anderson, Missouri Western  
 RET – Jordan Simmons, Northwest Missouri

### MIAA OFFENSIVE PLAYER OF THE YEAR

**MICHAEL HILL, RB, MISSOURI WESTERN**

### MIAA COACH OF THE YEAR

**JERRY PARTRIDGE, MISSOURI WESTERN**

## DEFENSE

### First Team Defense

DL – David Bass, Missouri Western  
 DL – Ben Pister, Missouri Western  
 DL – Brandon Williams, Missouri Southern ^  
 DL – Travis Chapelear, Northwest Missouri  
 LB – Ben Carlson, Emporia State  
 LB – Nate Dreiling, Pittsburg State  
 LB – Collin DeBuysere, Northwest Missouri  
 DB – O'Hara Fluellen, Lincoln  
 DB – Richie Schumaker, Truman  
 DB – Pierre Desir, Lindenwood  
 DB – Nate DeJong, Northwest Missouri  
 P – Kyle Goodburn, Northwest Missouri

### Second Team Defense

DL – Patrick Blackwell, Truman  
 DL – Herbert Byrd, Central Oklahoma  
 DL – Gus Toca, Pittsburg State  
 DL – David Bax, Central Missouri  
 DL – LaTavious Davis, Central Missouri  
 LB – Langston Jones, Northeastern State  
 LB – Jameson Manuma, Southwest Baptist  
 LB – D.J. Gnader, Northwest Missouri  
 DB – Chris Poston, Emporia State  
 DB – Shane Simpson, Missouri Western  
 DB – Sam Kuck, Nebraska-Kearney  
 DB – Brandon Dixon, Northwest Missouri  
 P – Matt Jordan, Central Missouri  
 P – Eric Phillips, Truman

### MIAA DEFENSIVE PLAYER OF THE YEAR

**BRANDON WILLIAMS, DL, MISSOURI SOUTHERN**

### MIAA SPECIAL TEAMS PLAYER OF THE YEAR

**JOHN BROWN, KR/PR, PITTSBURG STATE**

### MIAA FRESHMAN OF THE YEAR

**MICHAEL JORDAN, DB, MISSOURI WESTERN**

## EMPORIA STATE HONORABLE MENTION

Ray Ray Davis, WR; Dakota Hagler, DL; Jeff Richards, LB; Jordan Sanders, LB; Kevin Gaddis, DB; Derek Lohmann, DB



# 2012 MIAA Stats

## MIAA TEAM STATS

SCORING OFFENSE	G	TD	XP	2XP	DXP	FG	Saf	Pts	Avg
1. Northwest Missouri.....	13	72	13	70	1	0	1	545	41.9
2. Missouri Western.....	14	78	12	74	2	0	0	582	41.6
3. Emporia State.....	12	53	20	50	0	0	1	430	35.8
4. Pittsburg State.....	10	43	11	39	0	0	0	330	33.0
5. Lindenwood.....	12	48	12	47	1	0	0	373	31.1
6. Washburn.....	11	43	7	38	0	0	0	317	28.8
7. Central Missouri.....	10	38	8	34	1	0	0	288	28.8
8. Nebraska-Kearney.....	11	38	4	28	3	0	2	278	25.3
9. Missouri Southern.....	11	37	4	28	1	0	1	266	24.2
10. Truman.....	11	33	11	31	0	0	1	264	24.0
11. Northeastern State.....	10	29	11	24	0	0	0	231	23.1
12. Fort Hays State.....	11	32	12	25	0	0	0	253	23.0
13. Central Oklahoma.....	10	30	4	21	5	0	1	225	22.5
14. Lincoln.....	11	34	1	22	0	1	1	233	21.2
15. Southwest Baptist.....	11	29	7	23	0	0	2	222	20.2

SCORING DEFENSE	G	TD	XP	2XP	DXP	FG	Saf	Pts	Avg
1. Northwest Missouri.....	13	24	5	21	0	0	0	180	13.8
2. Central Missouri.....	10	27	11	20	2	0	1	221	22.1
3. Missouri Western.....	14	41	8	35	3	0	0	311	22.2
4. Pittsburg State.....	10	31	8	28	1	0	2	244	24.4
5. Lindenwood.....	12	38	11	32	1	0	0	295	24.6
6. Missouri Southern.....	11	36	9	32	0	0	0	275	25.0
7. Emporia State.....	12	42	12	31	2	0	2	327	27.2
8. Southwest Baptist.....	11	43	4	34	0	0	0	304	27.8
9. Truman.....	11	42	6	38	0	0	0	308	28.0
10. Fort Hays State.....	11	42	11	37	0	0	0	322	29.3
11. Washburn.....	11	42	10	38	2	1	1	328	29.8
12. Nebraska-Kearney.....	11	43	11	38	1	0	0	331	30.1
13. Northeastern State.....	10	42	8	38	0	0	0	314	31.4
14. Central Oklahoma.....	10	46	13	39	0	0	1	356	35.6
15. Lincoln.....	11	60	12	56	1	0	2	458	41.6

PASS OFFENSE	G	Att	Cmp	Int	Pct.	Yds	Avg	TD	Yds/G
1. Emporia State.....	12	284	454	12	62.6	3861	8.5	31	321.8
2. Lindenwood.....	12	240	413	18	58.1	3623	8.8	28	301.9
3. Central Missouri.....	10	261	414	15	63.0	2913	7.0	20	291.3
4. Pittsburg State.....	10	181	300	9	60.3	2498	8.3	15	249.8
5. Northwest Missouri.....	13	250	386	14	64.8	3101	8.0	27	238.5
6. Truman.....	11	228	443	17	51.5	2522	5.7	15	229.3
7. Washburn.....	11	196	385	14	50.9	2519	6.5	25	229.0
8. Lincoln.....	11	223	438	13	50.9	2410	5.5	14	219.1
9. Central Oklahoma.....	10	179	358	16	50.0	2089	5.8	10	208.9
10. Southwest Baptist.....	11	244	425	14	57.4	2225	5.2	15	202.3
11. Northeastern State.....	10	164	338	13	48.5	1984	5.9	11	198.4
12. Missouri Western.....	14	219	336	12	65.2	2718	8.1	31	194.1
13. Fort Hays State.....	11	176	333	11	52.9	1912	5.7	14	173.8
14. Nebraska-Kearney.....	11	171	319	16	53.6	1810	5.7	12	164.5
15. Missouri Southern.....	11	48	110	13	43.6	795	7.2	2	72.3

PASS EFFICIENCY	G	Att	Cmp	Int	Pct.	Yds	TD	Effic
1. Missouri Western.....	14	219	336	12	65.2	2718	31	156.4
2. Emporia State.....	12	284	454	12	62.6	3861	31	151.2
3. Northwest Missouri.....	13	250	386	14	64.8	3101	27	148.1
4. Lindenwood.....	12	240	413	18	58.1	3623	28	145.5
5. Pittsburg State.....	10	181	300	9	60.3	2498	15	140.8
6. Central Missouri.....	10	261	414	15	63.0	2913	20	130.8
7. Washburn.....	11	196	385	14	50.9	2519	25	120.0
8. Fort Hays State.....	11	176	333	11	52.9	1912	14	108.4
9. Southwest Baptist.....	11	244	425	14	57.4	2225	15	106.4
10. Nebraska-Kearney.....	11	171	319	16	53.6	1810	12	103.6
11. Truman.....	11	228	443	17	51.5	2522	15	102.8
12. Lincoln.....	11	223	438	13	50.9	2410	14	101.7
13. Northeastern State.....	10	164	338	13	48.5	1984	11	100.9
14. Central Oklahoma.....	10	179	358	16	50.0	2089	10	99.3
15. Missouri Southern.....	11	48	110	13	43.6	795	2	86.7

RUSHING OFFENSE	G	Att	Yds	Avg	TD	Yds/G
1. Missouri Southern.....	11	581	3043	5.2	32	276.6
2. Missouri Western.....	14	597	3702	6.2	44	264.4
3. Nebraska-Kearney.....	11	545	2593	4.8	24	235.7
4. Pittsburg State.....	10	466	2046	4.4	25	204.6
5. Northwest Missouri.....	13	528	2520	4.8	38	193.8
6. Northeastern State.....	10	358	1757	4.9	17	175.7
7. Fort Hays State.....	11	415	1916	4.6	14	174.2
8. Central Oklahoma.....	10	353	1534	4.3	18	153.4
9. Washburn.....	11	403	1597	4.0	15	145.2
10. Emporia State.....	12	444	1589	3.6	20	132.4
11. Lindenwood.....	12	376	1486	4.0	16	123.8
12. Lincoln.....	11	394	1324	3.4	17	120.4
13. Truman.....	11	348	1271	3.7	17	115.5
14. Central Missouri.....	10	289	965	3.3	17	96.5
15. Southwest Baptist.....	11	353	911	2.6	10	82.8

RUSHING DEFENSE	G	Rushes	Yards	Avg.	TD	Yds/G
1. Nebraska-Kearney.....	11	362	1273	3.5	13	115.7
2. Missouri Southern.....	11	355	1400	3.9	19	127.3
3. Northwest Missouri.....	13	499	1827	3.7	9	140.5
4. Pittsburg State.....	10	322	1410	4.4	17	141.0
5. Central Missouri.....	10	419	1488	3.6	13	148.8
6. Missouri Western.....	14	514	2301	4.5	28	164.4
7. Emporia State.....	12	452	1981	4.4	22	165.1
8. Southwest Baptist.....	11	499	1862	3.7	19	169.3
9. Lindenwood.....	12	502	2053	4.1	22	171.1
10. Northeastern State.....	10	400	1784	4.5	23	178.4
11. Fort Hays State.....	11	408	2019	4.9	19	183.5
12. Washburn.....	11	448	2023	4.5	23	183.9
13. Central Oklahoma.....	10	406	1948	4.8	22	194.8
14. Truman.....	11	492	2213	4.5	23	201.2
15. Lincoln.....	11	444	2273	5.1	32	206.6

TOTAL OFFENSE	G	Rush	Pass	Plays	Yards	Avg/P	TD	Yds/G
1. Missouri Western.....	14	3702	2718	933	6420	6.9	75	458.6
2. Pittsburg State.....	10	2046	2498	766	4544	5.9	40	454.4
3. Emporia State.....	12	1589	3861	898	5450	6.1	51	454.2
4. Northwest Missouri.....	13	2520	3101	914	5621	6.1	65	432.4
5. Lindenwood.....	12	1486	3623	789	5109	6.5	44	425.8
6. Nebraska-Kearney.....	11	2593	1810	864	4403	5.1	36	400.3
7. Central Missouri.....	10	965	2913	703	3878	5.5	37	387.8
8. Washburn.....	11	1597	2519	788	4116	5.2	40	374.2
9. Northeastern State.....	10	1757	1984	696	3741	5.4	28	374.1
10. Central Oklahoma.....	10	1534	2089	711	3623	5.1	28	362.3
11. Missouri Southern.....	11	3043	795	691	3838	5.6	34	348.9
12. Fort Hays State.....	11	1916	1912	748	3828	5.1	28	348.0
13. Truman.....	11	1271	2522	791	3793	4.8	32	344.8
14. Lincoln.....	11	1324	2410	832	3734	4.5	31	339.5
15. Southwest Baptist.....	11	911	2225	778	3136	4.0	25	285.1

TOTAL DEFENSE	G	Rush	Pass	Plays	Yards	Avg	TD	Yds/G
1. Northwest Missouri.....	13	1827	2204	896	4031	4.5	24	310.1
2. Pittsburg State.....	10	1410	1794	583	3204	5.5	30	320.4
3. Missouri Southern.....	11	1400	2546	707	3946	5.6	34	358.7
4. Central Missouri.....	10	1488	2170	743	3658	4.9	24	365.8
5. Southwest Baptist.....	11	1862	2178	829	4040	4.9	38	367.3
6. Washburn.....	11	2023	2169	798	4192	5.3	39	381.1
7. Missouri Western.....	14	2301	3068	1006	5369	5.3	40	383.5
8. Emporia State.....	12	1981	2661	922	4642	5.0	39	386.8
9. Nebraska-Kearney.....	11	1273	3064	799	4337	5.4	40	394.3
10. Lindenwood.....	12	2053	2695	893	4748	5.3	36	395.7
11. Northeastern State.....	10	1784	2279	743	4063	5.5	40	406.3
12. Truman.....	11	2213	2521	872	4734	5.4	40	430.4
13. Lincoln.....	11	2273	2482	762	4755	6.2	54	432.3
14. Central Oklahoma.....	10	1948	2424	742	4372	5.9	42	437.2
15. Fort Hays State.....	11	2019	2852	811	4871	6.0	40	442.8

[+Gained] [-Lost]

TURNOVER MARGIN	G	Fum	Int	Tot	Fum	Int	Tot	Mar	Per/G
1. Northwest Missouri.....	13	8	28	36	3	14	17	+19	1.46
2. Emporia State.....	12	10	24	34	9	12	21	+13	1.08
3. Central Missouri.....	10	13	11	24	2	15	17	+7	0.70
4. Missouri Western.....	14	7	20	27	11	12	23	+4	0.29
5. Washburn.....	11	8	14	22	5	14	19	+3	0.27
6. Pittsburg State.....	10	11	12	23	12	9	21	+2	0.20
7. Truman.....	11	14	14	28	10	17	27	+1	0.09
8. Southwest Baptist.....	11	16	10	26	11	14	25	+1	0.09
9. Lincoln.....	11	9	13	22	10	13	23	-1	-0.09
10. Lindenwood.....	12	12	14	26	11	18	29	-3	-0.25
11. Northeastern State.....	10	7	12	19	12	13	25	-6	-0.60
12. Fort Hays State.....	11	8	10	18	14	11	25	-7	-0.64
13. Missouri Southern.....	11	6	11	17	12	13	25	-8	-0.73
14. Central Oklahoma.....	10	7	7	14	7	16	23	-9	-0.90
15. Nebraska-Kearney.....	11	5	11	16	12	16	28	-12	-1.09

KICKOFF RETURNS	G	Ret	Yds	TD	Avg
1. Northwest Missouri.....	13	33	819	2	24.8
2. Southwest Baptist.....	11	53	1127	1	21.3
3. Fort Hays State.....	11	52	1098	0	21.1
4. Central Missouri.....	10	34	712	0	20.9
5. Lincoln.....	11	70	1431	2	20.4
6. Missouri Southern.....	11	38	752	1	19.7
7. Washburn.....	11	49	966	0	19.7
8. Emporia State.....	12	49	957	0	19.5
9. Central Oklahoma.....	10	46	893	1	19.4
10. Pittsburg State.....	10	36	694	0	19.3
11. Northeastern State.....	10	42	807	0	19.2
12. Missouri Western.....	14	40	743	0	18.6
13. Truman.....	11	47	864	0	18.4
14. Nebraska-Kearney.....	11	50	900	0	18.0
15. Lindenwood.....	12	54	906	1	16.8

PUNTING	G	No.	Yards	Avg/P	PR	Avg	TD	Net/P
1. Central Missouri.....	10	49	2030	41.4	68	1.4	2	39.2
2. Northwest Missouri.....	13	53	2294	43.3	162	3.1	6	38.0
3. Truman.....	11	67	2710	40.4	105	1.6	5	37.4
4. Washburn.....	11	66	2736	41.5	242	3.7	2	37.2
5. Missouri Western.....	14	44	1778	40.4	90	2.0	3	37.0
6. Pittsburg State.....	10	44	1765	40.1	94	2.1	10	33.4
7. Central Oklahoma.....	10	69	2413	35.0	110	1.6	0	33.4
8. Southwest Baptist.....	11	90	3126	34.7	183	2.0	2	32.3
9. Northeastern State.....	10	55	2079	37.8	274	5.0	2	32.1
10. Nebraska-Kearney.....	11	68	2485	36.5	206	3.0	5	32.0
11. Emporia State.....	12	70	2414	34.5	147	2.1	2	31.8
12. Lindenwood.....	12	48	1856	38.7	241	5.0	5	31.6
13. Missouri Southern.....	11	52	1851	35.6	132	2.5	6	30.8
14. Fort Hays State.....	11	60	2204	36.7	341	5.7	6	29.0
15. Lincoln.....	11	83	2409	29.0	403	4.9	3	23.4



# 2012 MIAA Stats



## MIAA INDIVIDUAL STATS

RUSHING									
	CI	G	Att	Yds	Avg	TD	Long	Yds/G	
1. Hill, Michael-MWSU	SR	14	311	2168	7.0	16	92	154.9	
2. Rockmore, Joel-NSU	SO	9	186	1024	5.5	10	66	113.8	
3. Birmingham, J.-UCO	JR	10	188	1073	5.7	13	65	107.3	
4. O'Bryant, Denodu-LWU	SR	12	198	1205	6.1	11	88	100.4	
5. Cox, Kellen-MSSU	SR	11	199	867	4.4	13	70	78.8	
6. Groves, Hayden-WU	JR	11	186	824	4.4	8	71	74.9	
7. Taylor, LaVance-UCM	SO	10	151	675	4.5	8	58	67.5	
8. Wilson, Briceton-PSU	SR	10	127	640	5.0	9	40	64.0	
9. Franklin, James-NWMSU	JR	12	147	733	5.0	12	26	61.1	
10. Threatt, Ne'Ront-MSSU	SR	11	76	615	8.1	9	75	55.9	
11. White, Garrett-TSU	SO	11	118	585	5.0	9	55	53.2	
12. Henderson, M.-LU	JR	10	77	475	6.2	5	42	47.5	
13. Spradling, Jason-PSU	SR	10	101	473	4.7	2	41	47.3	
14. Spencer, Raphael-MWSU	FR	13	63	608	9.7	5	63	46.8	
15. Simmons, Jordan-NWMSU	SR	12	104	546	5.2	11	40	45.5	

PASS EFF.									
	CI	G	Att	Cmp	Int	Pct.	Yds	TD	Lg
1. Partridge, T.-MWSU	JR	14	218	335	12	65.1	2706	30	64
2. Eckenrode, Tyler-ESU	SR	12	276	430	10	64.2	3742	29	81
3. Bolles, Brady-NWMSU	FR	10	25	32	1	78.1	261	1	78
4. Adams, Trevor-MWSU	JR	13	201	314	13	64.0	2515	23	69
5. Abenoja, Anthony-PSU	SO	10	169	280	9	60.4	2330	15	75
6. Smith, Colter-UCM	JR	10	243	386	13	63.0	2782	20	77
7. Buhler, Mitch-WU	SO	10	133	255	7	52.2	1737	16	75
8. Connors, Dan-SBU	SR	11	201	339	10	59.3	1938	14	83
9. Piper, Joel-WU	SO	9	63	129	7	48.8	782	9	47
10. Schottel, Conrad-TSU	JR	11	192	365	15	52.6	2103	12	66
11. Breen, Taylor-TSU	SR	10	34	72	2	47.2	408	3	58
12. Nelson, Adrian-UCO	JR	9	156	305	12	51.1	1762	9	92
13. Austin, Tarean-FHSU	JR	10	143	278	9	51.4	1462	10	45
14. Deaton, Johnny-NSU	SO	10	152	318	12	47.8	1861	10	69
15. Morris, Jacob-LU	SO	11	169	329	11	51.4	1718	10	97

TOTAL OFFENSE									
	CI	G	Rush	Pass	Plays	Total	Yds/G		
1. Eckenrode, Tyler-ESU	SR	12	198	3742	525	3940	328.3		
2. Smith, Colter-UCM	JR	10	115	2782	457	2897	289.7		
3. Abenoja, Anthony-PSU	SO	10	241	2330	367	2571	257.1		
4. Partridge, T.-MWSU	JR	14	451	2706	467	3157	225.5		
5. Nelson, Adrian-UCO	JR	9	239	1762	381	2001	222.3		
6. Adams, Trevor-MWSU	JR	13	147	2515	374	2662	204.8		
7. Deaton, Johnny-NSU	SO	10	115	1861	356	1976	197.6		
8. Morris, Jacob-LU	SO	11	390	1718	465	2108	191.6		
9. Schottel, Conrad-TSU	JR	11	-10	2103	395	2093	190.3		
10. Connors, Dan-SBU	SR	11	155	1938	451	2093	190.3		
11. Austin, Tarean-FHSU	JR	10	391	1462	373	1853	185.3		
12. Buhler, Mitch-WU	SO	10	4	1737	277	1741	174.1		
13. Hill, Michael-MWSU	SR	14	2168	0	311	2168	154.9		
14. Cox, Kellen-MSSU	SR	11	867	544	282	1411	128.3		
15. Rockmore, Joel-NSU	SO	9	1024	0	186	1024	113.8		

RECEP/GAME									
	CI	G	Rec	Yds	TD	Long	Avg/C	Avg/G	Rec/G
1. Grier, Dallas-TSU	JR	11	81	1026	4	66	12.7	93.3	7.4
2. Richardson, S.-ESU	SR	12	84	1375	13	81	16.4	114.6	7.0
3. Lauderdale, Derw-SBU	SO	11	76	697	5	83	9.2	63.4	6.9
4. Brown, John-PSU	JR	10	63	973	8	46	15.4	97.3	6.3
5. Lloyd, Ronrei-UCM	JR	10	62	970	8	77	15.6	97.0	6.2
6. Woodard, Maurice-LU	JR	11	68	705	6	64	10.4	64.1	6.2
7. Helmick, Andrew-LWU	SR	12	66	1363	14	83	20.7	113.6	5.5
8. Davis, Ray Ray-ESU	JR	12	61	899	8	46	14.7	74.9	5.1
9. Duhaney, Justin-SBU	SR	11	53	470	5	80	8.9	42.7	4.8
10. Hood, Christian-UCO	SO	10	47	568	2	82	12.1	56.8	4.7
11. Sherman, J.-NSU	SR	10	45	621	4	69	13.8	62.1	4.5
12. Simmons, J.-NWMSU	SR	12	54	512	6	42	9.5	42.7	4.5
13. Angell, Matt-LWU	SR	9	38	486	4	40	12.8	54.0	4.2
14. Shaw, Tyler-NWMSU	SR	13	54	957	12	78	17.7	73.6	4.2
15. Cannon, David-UCM	SR	9	37	344	2	37	9.3	38.2	4.1

REC. YDS/GAME									
	CI	G	Rec	Yds	TD	Long	Rec/G	Avg/C	Yds/G
1. Richardson, S.-ESU	SR	12	84	1375	13	81	7.0	16.4	114.6
2. Helmick, Andrew-LWU	SR	12	66	1363	14	83	5.5	20.7	113.6
3. Brown, John-PSU	JR	10	63	973	8	46	6.3	15.4	97.3
4. Lloyd, Ronrei-UCM	JR	10	62	970	8	77	6.2	15.6	97.0
5. Grier, Dallas-TSU	JR	11	81	1026	4	66	7.4	12.7	93.3
6. Davis, Ray Ray-ESU	JR	12	61	899	8	46	5.1	14.7	74.9
7. Shaw, Tyler-NWMSU	SR	13	54	957	12	78	4.2	17.7	73.6
8. Woodard, Maurice-LU	JR	11	68	705	6	64	6.2	10.4	64.1
9. Lauderdale, Derw-SBU	SO	11	76	697	5	83	6.9	9.2	63.4
10. Sherman, J.-NSU	SR	10	45	621	4	69	4.5	13.8	62.1
11. Hood, Christian-UCO	SO	10	47	568	2	82	4.7	12.1	56.8
12. Angell, Matt-LWU	SR	9	38	486	4	40	4.2	12.8	54.0
13. Gallon, Corneliu-FHSU	SR	11	40	594	6	53	3.6	14.9	54.0
14. Castaneda, A.-PSU	SR	10	36	503	2	75	3.6	14.0	50.3
15. Coleman, Jahmai-NSU	SR	10	40	491	2	52	4.0	12.3	49.1

ALL PURPOSE									
	CI	G	Rush	Rcv	PR	KR	Yds	Avg/G	
1. Brown, John-PSU	JR	10	202	973	430	395	2000	200.0	
2. Birmingham, J.-UCO	JR	10	1073	271	0	424	1768	176.8	
3. Hill, Michael-MWSU	SR	14	2168	220	0	2388	170.6		
4. O'Bryant, Denodu-LWU	SR	12	1205	537	0	300	2042	170.2	
5. Rockmore, Joel-NSU	SO	9	1024	69	0	270	1363	151.4	
6. Helmick, Andrew-LWU	SR	12	25	1363	99	318	1805	150.4	
7. Taylor, LaVance-UCM	SO	10	675	273	0	344	1292	129.2	
8. Simmons, Jordan-NWMSU	SR	12	546	512	73	367	1498	124.8	
9. Henderson, M.-LU	JR	10	475	303	0	436	1214	121.4	
10. Richardson, S.-ESU	SR	12	25	1375	0	37	1437	119.8	
11. Grier, Dallas-TSU	JR	11	0	1026	205	37	1268	115.3	
12. Shaw, Tyler-NWMSU	SR	13	-2	957	0	418	1373	105.6	
13. White, Garrett-TSU	SO	11	585	251	0	324	1160	105.5	
14. Threatt, Ne'Ront-MSSU	SR	11	615	97	90	277	1079	98.1	
15. Lloyd, Ronrei-UCM	JR	10	0	970	0	0	970	97.0	

INTERCEPTIONS									
	CI	G	Int	Yds	TD	Long	Int/G		
1. Desir, Pierre-LWU	JR	12	9	83	1	51	0.75		
2. DeJong, Nate-NWMSU	SR	13	7	123	1	49	0.54		
3. Jones, Vernon-NSU	JR	10	5	49	0	36	0.50		
4. Elliott, Michael-TSU	SR	10	5	42	1	15	0.50		
5. Gayden, Robert-R-TSU	SR	11	5	138	0	80	0.45		
6. Gaddis, Kevin-ESU	SR	12	5	47	0	27	0.42		
7. Dixon, Brandon-NWMSU	JR	13	5	90	1	38	0.38		
8. Dixon, Brian-NWMSU	JR	13	5	77	0	38	0.38		
9. Paul, Kedron-FHSU	SR	11	4	102	0	60	0.36		
10. Kuck, Sam-UNK	SR	11	4	99	1	47	0.36		
11. Poston, Chris-ESU	JR	11	4	88	0	47	0.36		
12. Fluelen, O'Hara-LU	SR	11	4	17	0	10	0.36		
13. Manning, Travis-NWMSU	SO	13	4	58	0	44	0.31		
14. DeBuyere, C.-NWMSU	SR	13	4	21	0	18	0.31		
15. Bausby, De'Vante-PSU	SO	10	3	5	0	5	0.30		

PASSING/GAME									
	CI	G	Att	Cmp	Int	Pct.	Yds	TD	Lg
1. Eckenrode, Tyler-ESU	SR	12	276	430	10	64.2	3742	29	81
2. Smith, Colter-UCM	JR	10	243	386	13	63.0	2782	20	77
3. Abenoja, Anthony-PSU	SO	10	169	280	9	60.4	2330	15	75
4. Nelson, Adrian-UCO	JR	9	156	305	12	51.1	1762	9	92
5. Adams, Trevor-MWSU	JR	13	201	314	13	64.0	2515	23	69
6. Partridge, T.-MWSU	JR	14	218	335	12	65.1	2706	30	64
7. Schottel, Conrad-TSU	JR	11	192	365	15	52.6	2103	12	66
8. Deaton, Johnny-NSU	SO	10	152	318	12	47.8	1861	10	69
9. Connors, Dan-SBU	SR	11	201	339	10	59.3	1938	14	83
10. Buhler, Mitch-WU	SO	10	133	255	7	52.2	1737	16	75
11. Morris, Jacob-LU	SO	11	169	329	11	51.4	1718	10	97
12. Austin, Tarean-FHSU	JR	10	143	278	9	51.4	1462	10	45
13. Piper, Joel-WU	SO	9	63	129	7	48.8	782	9	47
14. Cox, Kellen-MSSU	SR	11	34	83	12	41.0	544	2	63
15. Breen, Taylor-TSU	SR	10	34	72	2	47.2	408	3	58

PUNTING		Team	CI	G	Punts	Yds	Long	Avg
1.	Goodburn, Kyle-NWMSU	.....	SO	13	51	2258	59	44.3
2.	Jordan, Matt-UCM	.....	SR	10	48	2030	69	42.3
3.	Hummert, Aaron-WU	.....	SO	11	59	2487	65	42.2
4.	Knopp, Griffin-PSU	.....	SO	10	21	880	66	41.9
5.	Groner, Scott-MVUSU	.....	JR	14	40	1650	65	41.2
6.	Phillips, Eric-TSU	.....	SR	11	66	2665	58	40.4
7.	Flanagan, Tommy-UNK	.....	SR	10	29	1142	56	39.4
8.	Burns, Edward-LWU	.....	SO	12	44	1728	51	39.3
9.	Beers, Dylan-NSU	.....	SO	10	54	2079	65	38.5
10.	Owens, Cameron-FHSU	.....	JR	10	49	1872	57	38.2
11.	O'Neill, Dominic-MSSU	.....	JR	10	38	1392	67	36.6
12.	Zoucha, Kalvin-UNK	.....	JR	9	36	1314	65	36.5
13.	Jonas, Derek-ESU	.....	SR	12	68	2397	57	35.2
14.	Batres, Jorge-SBU	.....	SO	10	66	2311	57	35.0
15.	Robbs, Chris-UCO	.....	SR	10	48	1594	53	33.2



# MIAA Records

## Team Records

### SCORING

#### Most Points Scored

Game: 94 MSU vs. SBU, 9-24-27

Season: 837 Pittsburg St., 2004 (15 gms)

#### Highest Scoring Average

Season: 55.8 Pittsburg State, 2004 (837 pts. in 15 games)

#### Most Touchdowns Scored

Game: 15 MSU vs. SBU, 9-24-27

Season: 116 Pittsburg St., 2004 (15 gms.)

#### Most Conversions Made Kicking

Game: 13 PSU vs. Mo. Sci. & Tech., 9-25-04

Season: 109 Pittsburg St., 2004 (15 gms.)

#### Most 2-Point Conversions Made

Game: 5 ESU vs. Mo. Sci. & Tech., 11-8-97

Season: 13 Emporia State, 1997 (11 games)

#### Most Field Goals Made

Game: 7 ESU vs. LU, 9-29-12

Season: 28 Missouri Western, 2011 (12 games)

#### Most Defensive Extra Points Attempted

Season: 2 MSSU 1996 & 1997

#### Most Defensive Extra Points Made

Season: 1 Nine times, last by NWMSU & MWSU, 2010

#### Most Safeties

Game: 3 ESU vs. UCM, 9-18-99

Season: 5 UCM, 1999 (11g) & 2003 (11 games); NWMSU, 2007 (14 games)

## FIRST DOWNS

### Most Total First Downs

Game: 41 SBU vs. TSU, 10-6-07

Season: 429 Pittsburg State, 2004 (15 games)

### Most First Downs Rushing

Game: 29 Mo. Sci. & Tech. vs. LU, 10-25-86

Season: 254 Pittsburg State, 2004 (15 games)

### Most First Downs Passing

Game: 25 ESU vs. NWMSU, 11-7-92

Season: 229 Central Missouri, 2010 (14 games)

## TOTAL OFFENSE

### Most Total Offensive Plays

Game: 126 SBU vs. TSU, 10-6-07

Season: 1,077 Northwest Missouri, 1999 (15 games)

### Most Yards Total Offense

Game: 809 PSU vs. Mo. Sci. & Tech., 9-25-04

Season: 8976 Pittsburg State, 2004 (15g)

## RUSHING

### Most Rushing Attempts

Game: 87 PSU vs. UCM, 10-14-89

Season: 941 Pittsburg St., 1991 (15 games)

### Most Yards Gained Rushing

Game: 627 NWMSU vs. ESU, 11-7-92

Season: 5320 Pittsburg State, 2004 (15 g)

### Highest Average Per Carry (min. 25/game)

Game: 12.2 PSU vs. WU, 10-2-04 (44-538 yards)

Season: 7.3 Pittsburg State, 2004 (730-5320 yards)

### Most Touchdowns Rushing

Game: 9 WU vs. Lincoln (Mo.), 9-9-00; PSU vs. SW Assemblies of God (Texas), 8-25-01

Season: 68 Pittsburg State, 2004 (15 games)

## PASSING

### Most Pass Attempts

Game: 76 ESU vs. FHSU, 9-2-95; Mo. Sci. & Tech. vs. MWSU, 11-15-03

Season: 678 Central Missouri, 2010 (14 games)

### Highest Average Per Attempt

Season: 10.69 Pittsburg State, 2004 (342-3656 yards)

### Most Pass Completions

Game: 47 Mo. Sci. & Tech. vs. MWSU, 11-15-03

Season: 451 Central Missouri, 2010 (14 games)

### Highest Average Per Completion

Season: 21.2 Northwest Missouri, 1992 (35-743 yards)

### Highest Completion Percentage

Season: 71.3 Central Missouri, 2005 (196-of-275, 2298 yds.)

### Most Yards Gained Passing

Game: 547 Central Missouri at Illinois State (9-2-10)

Season: 5,311 Central Missouri, 2010 (14 games)

### Most Touchdowns Passing

Game: 7 PSU vs. Oklahoma Panhandle State, 9-9-06

Season: 47 Central Missouri, 2010 (14 games)

## PUNTING

### Most Punts

Game: 14 SBU vs. UCM, 11-9-96; SBU vs. PSU, 10-11-97

Season: 98 Lincoln, 1981 (11 games)

### Highest Punting Average

Season: 45.7 Southwest Mo. St., 1965 (49-2240 yds.)

## PUNT RETURNS

### Most Punt Returns

Game: 11 UCM vs. Mo. Sci. & Tech., 10-22-83

Season: 63 Pittsburg State, 1995 (14 games)

### Highest Average Punt Return (min. 2/game)

Season: 20.3 Northwest Missouri, 1966 (21-426 yards)

### Most Punt Returns for Touchdowns

Game: 2 Seven times, last LWU vs. MSSU, 10-27-12

Season: 5 Pittsburg State, 2011 (14 games)

## KICKOFF RETURNS

### Most Kickoff Returns

Game: 12 SBU vs. MWSU, 10-5-96;

SBU vs. TSU, 9-16-00; TSU vs. PSU, 9-11-04

Season: 72 Southwest Baptist, 2000 (11 games)

### Highest Average Kickoff Return (min. 3/game)

Season: 26.4 Missouri Western, 2010 (47-1,241 yds.)

### Most Kickoff Returns for Touchdowns

Game: 2 TSU vs. PSU, 11-2-02; FHSU at Western State, 8-29-09

Season: 2 13 times, last: Northwest Mo., 2012 (13 games)

## FUMBLES

### Most Fumbles

Game: 11 Mo. Sci. & Tech. vs. NWMSU, 10-29-55; SBU vs. MSSU, 9 30 00

Season: 54 Northwest Missouri, 1988 (11 games)

### Most Fumbles Lost

Game: 8 SBU vs. MSSU, 9 30 00

Season: 34 Southwest Baptist, 2000 (11 games)

### Fewest Fumbles

Season: 7 Truman, 1997 (10 games)

### Fewest Fumbles Lost

Season: 3 Truman, 1997 (10 games), Northwest Missouri, 2012 (13 games)

## PENALTIES

### Most Penalties

Game: 19 six times, last: UCM vs. Quincy (Ill.), 8-28-99

Season: 136 Northwest Missouri, 2004 (13 games)

### Most Yards Penalized

Game: 200 Washburn at Lincoln, 10-27-12

Season: 1146 Northwest Missouri, 2004 (13 games)

### Fewest Penalties

Game: 0 Several Times

Season: 36 Missouri-Rolla, 1990 (10 games)

### Fewest Yards Penalized

Game: 0 Several Times

Season: 278 Missouri-Rolla, 1964 (9 games)

## TOTAL DEFENSE

### Most Plays by an Opponent

Game: 126 TSU vs. SBU, 10-6-07

Season: 1,056 Northwest Missouri, 2007 (14 games)

### Fewest Total Yards Allowed

Game: 10 PSU vs. Bacone (Okla.), 9-8-01 (-38 rush, 48 pass)

Season: 1715 Missouri-Rolla, 1949 (925 rush, 790 pass)

### Fewest First Downs Allowed

Game: 1 PSU vs. WU, 10-28-89 (1 rushing)

Season: 99 Mo. S&T, 1956 (61 rushing, 32 passing, 6 penalty)

### Most Opponent Fumbles Recovered

Game: 8 MSSU vs. SBU, 9-30-00

Season: 23 Mo. Sci. & Tech., 1978; MWSU 1997

### Most Punts Blocked

Game: 3 SBU vs. NWMSU, 9-16-95

Season: 7 Northwest Missouri, 2006 (15 games)

### Most Field Goals Blocked

Game: 2 PSU vs. Friends, 9-7-91; MWSU vs. PSU, 9-20-08

Season: 5 Northwest Missouri, 1989

## RUSHING DEFENSE

### Fewest Rushing Attempts Allowed

Game: 11 TSU vs. Minnesota State-Mankato, 8-24-06

Season: 294 Missouri-Rolla, 1949 (8 games)

### Fewest Rushing Yards Allowed

Game: -74 NWMSU vs. SBU, 9-29-07

Season: 346 Missouri-Rolla, 1980 (10 games)

### Fewest Rushing Touchdowns Allowed

Season: 1 Northwest Missouri, 1931 (9 games)

### Fewest Rushing First Downs Allowed

Game: 0 Several Times

Season: 33 Missouri-Rolla, 1980 (10 games)

## PASSING DEFENSE

### Fewest Passing Attempts Allowed

Game: 1 Mo. Sci. & Tech. vs. NWMSU, 10-13-90

Season: 94 Missouri-Rolla, 1955 (9 games)

### Fewest Passing Completions Allowed

Game: 0 five times, last: MWSU vs. PSU, 9-22-01

Season: 30 Missouri-Rolla, 1951 (8 games)

### Fewest Passing Yards Allowed

Game: 0 five times, last: MWSU vs. PSU, 9-22-01

Season: 456 Missouri-Rolla, 1951 (8 games)

### Fewest Passing Touchdowns Allowed

Season: 0 Northwest Missouri, 1931 (9 games)

### Fewest Passing First Downs Allowed

Game: 0 ten times, last: NWMSU vs. MSSU, 10-20-12

Season: 42 Northwest Missouri, 1967 (9 games)

### Lowest Completion Percentage Allowed

Season: 32.8 Missouri-Rolla, 1952 (38-116, 8 games)

## INTERCEPTIONS

### Most Interceptions

Game: 8 three times, last: SEMSU vs. UCM, 10-1-88

Season: 35 Missouri-Rolla, 1978 (11 games)

### Most Interceptions Returned for Touchdowns

Game: 2 PSU vs. Bacone (Okla.), 9-8-01; ESU vs. UCO, 9-8-07; NWMSU vs. West Texas A&M, 11-24-07; WU vs. TSU, 10-13-12

Season: 5 Washburn, 2007 (12 games)

## SCORING DEFENSE

### Fewest Points Allowed

Season: 6 Northwest Missouri, 1931 (9 games)

### Lowest Opponent Scoring Average

Season: 0.7 Northwest Missouri, 1931 (9 games)

### Most Shutouts

Season: 8 Northwest Missouri, 1931 (9 games)

## FREQUENCIES

### Most Victories

Season: 15 Northwest Missouri, 1998

### Most Defeats

Season: 11 NWMSU, 1978 & 1994; LU, 1976 & 1981; Mo. Sci. & Tech., 1998, 1999, 2002, 2003; SBU 2007

### Most 300-plus Rushing Games

Season: 12 Pittsburg State, 2004 (15 games)

### Most 300-plus Passing Games

Season: 11 Central Missouri, 2010 (14 games)

## CONSECUTIVES

### Most Consecutive Victories

27 Truman, 1931-35

### Most Consecutive Games Without A Defeat

27 Truman, 1931-35 (27-0-0)

### Most Consecutive Defeats

31 Missouri-Rolla, 2001-03

### Most Consecutive Games Without Being Shutout

250 Central Missouri, 9-21-91 to present

### Most Consecutive Shutouts Posted

7 Northwest Missouri, 1931

### Most Consecutive Games Without a Tie

344 Truman, 10-14-78 to present

### Most Consecutive Conference Wins

49 Northwest Missouri, 11-5-05 to 10-1-11

### Most Consecutive Winning Seasons

20 Pittsburg State, 1989-2009

### Most Consecutive Games Scoring 40-plus Points

10 Pittsburg State, 8-26 to 10-30-04

### Most Consecutive Games, 300-plus Rushing



# MIAA Records



9 Pittsburg State, 9-4 to 10-30-04  
Most Consecutive Games, 300-plus Passing  
7 Truman, 10-19-85 to 9-6-86

## Individual Records

### SCORING

#### Most Points Scored

Game: 46 Brian Shay, ESU vs. Mo. Sci. & Tech., 11-8-97  
Season: 254 Ronald Moore, PSU, 1992  
Career: 634 Germaine Race, PSU, 2003-06

#### Most Touchdowns Scored

Game: 7 Brian Shay, ESU vs. Mo. Sci. & Tech., 11-8-97  
Season: 41 Ronald Moore, PSU, 1992  
Career: 109 Germaine Race, PSU, 2003-06

#### Most Point-After Kicks Attempted

Game: 13 Nathan Alleman, PSU vs. Mo. S. & T., 9-25-04  
Season: 112 Nathan Alleman, PSU, 2004  
Career: 326 Nathan Alleman, PSU, 2003-06

#### Most Point-After Kicks Made

Game: 13 Nathan Alleman, PSU vs. Mo. S&T, 9-25-04  
Season: 109 Nathan Alleman, PSU, 2004  
Career: 314 Nathan Alleman, PSU, 2003-06

#### Most Consecutive Point-After Kicks Made

Season: 74 Taylor Anderson, MWSU 2012  
Career: 123 Nathan Alleman, PSU, 10-8-05 to 12-2-06

#### Most Two-Point Conversions Made

Game: 2 Jarett Vito, ESU vs. TSU, 11-4-95  
Season: 4 Ronald Moore, PSU, 1992; Jarett Vito, ESU, 1995 & 1997; Brian Shay, ESU, 1996  
Career: 10 Jarett Vito, ESU, 1995-98

#### Most Field Goals Attempted

Game: 6 Steve Huff, UCM vs. SEMSU, 11-2-85  
Season: 27 David Purnell, NWMSU 1999  
Career: 109 Mike Wood, SEMSU, 1974-77

#### Most Field Goals Made

Game: 6 Steve Huff, UCM vs. SEMSU, 11-2-85  
Season: 23 Greg Zuerlein, MWSU 2011  
Career: 64 Mike Wood, SEMSU, 1974-77

#### Highest Field Goal Percentage

Season (min. 10 made): 92.3 Eivind Listerud, Mo. S&T., 1993 (12-of-13)  
Career (min. 20 made): 89.7 Steve Ivanisevic, WU, 2010-11 (35-of-39)

#### Most Consecutive Field Goals Made

21 Greg Zuerlein, MWSU 9-22-11 to 11-19-11

#### Most Points Scored by a Placekicker

Game: 19 Steve Huff, UCM vs. SEMSU, 11-2-85 (6 FG, 1 PAT)  
19 Greg Zuerlein, MWSU vs. Lincoln, 10-8-11 (3 FG, 10 PAT)  
Season: 123 David Purnell, NWMSU 1999 (18 FG, 69 PAT)  
Career: 401 Nathan Alleman, PSU 2003-06 (29 FG, 314 PAT)

#### Most Defensive Extra Points Scored

Game: 1 ten times, last: Ryan Jones, NWMSU vs. GVSU, 12-12-09  
Season: 2 Ryan Jones, NWMSU 2009

## RUSHING

### Most Rushing Attempts

Game: 50 Chris Brooks, UCM vs. TSU, 11-11-89  
Season: 370 Xavier Omon, NWMSU 2007  
Career: 1271 Xavier Omon, NWMSU 2004-07

### Most Yards Gained Rushing

Half: 226 Brian Shay, ESU vs. UCM, 11-16-96 (2nd)  
Game: 379 Ronald Moore, PSU vs. Portland State, 12-5-92  
Season: 2585 Ronald Moore, PSU 1992  
Career: 7073 Xavier Omon, NWMSU 2004-07

### Highest Average Per Carry

Season: 9.0 Germaine Race, PSU 2004 (247 att.-2213 yards)

Career: 7.4 Germaine Race, PSU 2003-06 (941 att.-6985 yards)

### Most Times Gaining 100-plus Yards Rushing

Season: 14 Ronald Moore, PSU, 1992 (15 games)  
Career: 37 Xavier Omon, NWMSU 2004-07 (54 games)

### Most Yards by a Quarterback

Game: 286 Joseph Johnson, NWMSU vs. ESU, 11-7-92  
Season: 1398 Neal Philpot, PSU 2004  
Career: 4337 Neal Philpot, PSU, 2001-04

### Most Touchdowns Rushing

Game: 7 Brian Shay, ESU vs. Mo. Sci. & Tech., 11-8-97  
Season: 39 Ronald Moore, PSU 1992  
Career: 107 Germaine Race, PSU 2003-06

## PASSING

### Most Pass Attempts

Game: 76 Evan Gray, Mo. S&T vs. MWSU, 11-15-03  
Season: 670 Eric Czerniewski, UCM, 2010  
Career: 1678 Eric Czerniewski, UCM, 2006-10

### Most Pass Completions

Game: 47 Evan Gray, Mo. S&T vs. MWSU, 11-15-03  
Season: 447 Eric Czerniewski, UCM, 2010  
Career: 1043 Eric Czerniewski, UCM, 2006-10

### Most Yards Gained Passing

Game: 493 Matt Tidich, TSU vs. Upper Iowa, 9-8-07; Eric Czerniewski, UCM at Illinois State, 9-2-10  
Season: 5207 Eric Czerniewski, UCM, 2010  
Career: 12,847 Eric Czerniewski, UCM, 2006-10

### Most Touchdowns Passing

Game: 6 seven times, last: Ben Gomez, LWU vs. UNK 10-27-12  
Season: 46 Eric Czerniewski, UCM, 2010  
Career: 107 Eric Czerniewski, UCM, 2006-07

### Highest Completion Percentage

Season (min. 100 comp.): 74.6 Toby Korrodi, UCM 2005 (179-of-240)  
Career (min. 200 comp.): 69.0 Toby Korrodi, UCM 2005-06 (390-of-565)

### Most Yards Gained Per Attempt

Season (min. 100 att.): 10.7 Jeff Moreland, PSU 1995 (170-1825 yards)  
Career (min. 200 att.): 8.6 Neal Philpot, PSU, 2001-04 (678-5831 yds.)

### Most Yards Gained Per Completion

Season (min. 100 comp.): 18.7 Matt Cook, MSSU, 1991 (141-2637 yards)  
Career (min. 200 comp.): 18.4 Bill Foster, UCM, 1976-79 (271-4975 yds.)

### Most Consecutive Pass Completions

One game: 18 Travis Miles, NWMSU vs. WU, 10-28-00  
Multiple games: 23 Toby Korrodi, UCM, 10-14 to 10-21-06 (went 16-of-16 vs. SBU and completed first seven against MSSU)

### Most Consecutive Attempts Without an Interception

247 Toby Korrodi, UCM, 10-29-05 to 10-21-06  
Most Consecutive Games with a TD Pass  
25 Matt Cook, MSSU, 1990-93

## RECEIVING

### Most Pass Receptions

Game: 21 Jarett Vito, ESU vs. TSU, 11-4-95  
Season: 143 Nick Smart, SBU 2007  
Career: 300 Andrew Blakley, TSU, 1999-2002

### Most Yards Gained Receiving

Game: 254 Rod Smith, MSSU vs. SBU, 10-19-91  
Season: 1,559 Jake Soy, NWMSU 2009  
Career: 4497 Jamaica Rector, NWMSU, 2001-04

### Highest Average Per Reception

Season (min. 40 rec.): 24.0 Rod Smith, MSSU 1991 (60-1439 yards)  
Career (min. 80 rec.):

20.9 O.J. Murdock, FHSU, 2009-10 (95-1987 yards)

### Most Touchdowns Receiving

Game: 4 Larry Shepard, UCM vs. UNK, 10-1-60; Eric Holm, TSU vs. LU, 11-8-80; Rod Smith, MSSU vs. TSU, 10-2-93; Jake Soy, NWMSU vs. MSSU, 10-10-09; Jake Soy, NWMSU vs. FHSU, 10-31-09; Joe Hastings, WU vs. UNO; 10-9-10  
Season: 27 Jake Soy, NWMSU, 2009  
Career: 45 Jake Soy, NWMSU, 2008-2011

## INTERCEPTIONS

### Most Pass Interceptions

Game: 5 Gary Evans, TSU vs. Mo. Sci. & Tech., 10-18-75; Bruce Johnson, LU vs. Kentucky State, 10-5-74  
Season: 14 Pierre Thomas, MWSU, 2003  
Career: 29 Bill Grantham, Mo. Sci. & Tech., 1977-80

### Most Touchdowns on Interception Returns

Game: 1 Several Players  
Season: 2 14 times; Last: Paul Robinson, PSU, 2011  
Career: 4 Terek Wilson, PSU, 2000-03; Kendall Ricketts, UCM, 2004-08

### Most Consecutive Games with an Interception

8 Darin Nix, Mo. Sci. & Tech., 11-6-93 to 10-8-94

## TOTAL OFFENSE

### Most Offensive Plays

Game: 85 Evan Gray, Mo. S&T vs. MWSU, 11-15-03  
Season: 719 Eric Czerniewski, UCM, 2010  
Career: 1895 Eric Czerniewski, UCM, 2006-10

### Most Yards Total Offense

Game: 533 Josh Chapman, MSSU vs. WU, 9-28-02  
Season: 5,203 Eric Czerniewski, UCM, 2010  
Career: 12,978 Eric Czerniewski, UCM, 2006-10

## ALL-PURPOSE YARDS

### Most All-Purpose Yards

Game: 469 Brian Shay, ESU vs. WU, 10-30-97  
Season: 3400 Ronald Moore, PSU 1992  
Career: 9301 Brian Shay, ESU, 1995-98

## PUNTING

### Most Punts

Game: 14 Aaron Hafner, SBU vs. UCM, 11-9-96; Javon Collins, SBU vs. PSU, 10-11-97  
Season: 98 John Tassi, LU, 1981  
Career: 298 Dustin Penn, Mo. Sci. & Tech., 1998-2001

### Highest Punting Average

Season (min. 35 punts): 45.95 Brian Moorman, PSU, 1997 (41-1883 yards)  
Career (min. 70 punts): 43.97 Brian Moorman, PSU, 1995-98 (188-8267 yds)

## PUNT RETURNS

### Most Punt Returns

Game: 9 Craig Heath, Mo. S&T vs. Missouri Valley, 9-8-79; Colon McNeal, WU vs. FHSU, 9 11-99  
Season: 43 Jason Melnick, NWMSU 1996  
Career: 115 Kendall Wright, NWMSU (2005-08)

### Highest Average Per Punt Return

Season (min. 10 ret.): 20.3 Jeff Linden, NWMSU 1982 (13-264)  
Career (min. 20 ret.): 21.2 Gene Huffman, Mo. S&T, 1948-51 (29-804 yds.)

### Most Touchdowns on Punt Returns

Game: 2 Kevin Nickerson, UCM vs. Quincy (Ill.), 9-9-00; RoShawn Marshall, UCM vs. TSU, 9 17-05  
Season: 4 RoShawn Marshall, UCM, 2005  
Career: 8 Kevin Nickerson, UCM, 1998-2001

## KICKOFF RETURNS

### Most Kickoff Returns

Game: 10 Phil Kenney, TSU vs. MSSU, 11-3-07  
Season: 42 Bobby Yates, UCM, 1990  
Career: 99 Joe Wingate, NWMSU, 1970-73



# MIAA Records

## Highest Average Per Kickoff Return

Season (min. 15 ret.):

31.7 Karl Evans, MSSU, 1992 (18-571 yards)

Career (min. 30 ret.):

30.0 Karl Evans, MSSU, 1991-92 (32-959 yards)

## Most Touchdowns on Kickoff Returns

Game: 2 Jason Douglas, TSU, 11-2-02

Season: 2 eight times, last:

Jordan Simmons, NWMSU 2011

Career: 3 Walter Rhone, UCM, 1969-72; Alfonso Pugh, TSU 1999-2002; Delanie Walker, UCM, 2003-04; Jordan Simmons, NWMSU 2009-12

## MISCELLANEOUS

Longest Field Goal

61 Mike Wood, SEMSU vs. LU, 11-15-75

Longest Punt

88 Mike Miletich, TSU vs. UCM, 10-22-88

Longest Pass Completion

99 Dennis Gile to Todd Devoe, UCM vs. Minnesota-Duluth, 12-1-01; Mark Smith to Bryan Pray, PSU vs. MSSU, 9-26-06

Longest Rushing Play

99 LaRon Council, NWMSU vs. UCM, 10-11-08

Longest Interception Return

100 Bruce Johnson, LU vs. Mo. S&T, 11-23-72; Travis Lee, ESU vs. Central Oklahoma, 9-9-07; Nate Bruto, MWSU at FHSU, 9-12-09

Longest Punt Return

97 Frank Ricchi, Mo. Sci. & Tech. vs. NWMSU, 1949

Longest Kickoff Return

100 16 times, last:

John Brown, PSU vs. Washburn, 11-5-11

Longest Fumble Return

100 Robert Spinks, MSSU vs. TSU, 10-2-04

## All-Time MIAA Lists

### SINGLE-GAME RUSHING

Player	Yds.
1. Ronald Moore, PSU vs. Portland St., 12-5-92	379
2. Brian Shay, ESU vs. WU, 10-5-96	361
3. Albert Bland, MSSU vs. WU, 10-29-94	321
4. Tyler Paul, ESU vs. TSU, 10-4-03	311
5. Germaine Race, PSU vs. UCM, 11-11-06	309
Xavier Omon, NWMSU vs. Chadron St., 12-1-07	309

### SINGLE-SEASON RUSHING

Player, School, Yr.	Yds.	Att.	Avg.	TDs
1. Ronald Moore, PSU 1992	2585	356	7.3	39
2. Xavier Omon, NWMSU 2007	2337	370	6.3	37
3. Brian Shay, ESU 1998	2265	293	7.7	29
4. Germaine Race, PSU 2004	2213	247	9.0	26
5. Michael Hill, MWSU 2012	2168	311	7.0	16
6. Jarrett Anderson, TSU 1996	2140	321	6.7	27
7. Brian Shay, ESU 1996	2103	342	6.1	18
8. Brian Shay, ESU 1997	1912	269	7.1	29
9. Germaine Race, PSU 2005	1846	239	7.7	33
10. Jeremiah White, MWSU 2005	1801	296	6.1	11

### CAREER RUSHING

Player, School, Yrs.	Yds.	Att.	Avg.	TDs
1. Xavier Omon, NWMSU 2004-07	7073	1271	5.6	92
2. Germaine Race, PSU 2003-06	6985	941	7.4	107
3. Brian Shay, ESU 1995-98	6958	1007	6.9	81
4. Jarrett Anderson, TSU 1993-96	6313	1015	6.2	70
5. Ronald Moore, PSU 1989-92	5776	869	6.6	74
6. Darren Dawson, PSU 1989-91	4565	667	6.8	61
7. Dale Mills, TSU 1957-60	4502	751	6.0	61
8. Neal Philpot, PSU 2001-04	4337	827	5.2	55
9. Chad Guthrie, TSU 1989-92	4146	800	5.2	38
10. LaRon Council, NWMSU 2006-09	4044	713	5.7	59

### SINGLE-GAME PASSING

Player	Yds.
1. Matt Ticich, TSU vs. Upper Iowa, 9-8-07	493
Eric Czerniewski, UCM at Illinois State, 9-2-10	493
3. Ben Gomez, LWU vs. UNK, 9-28-12	480

4. Jake Czeschin, TSU vs. NWMSU, 10-23-04	479
5. Eric Czerniewski, UCM at ACU, 11-27-10	477

### SINGLE-SEASON PASSING

Player, School, Yr.	Yds.	Att.-C.	Pct.	TDs
1. Eric Czerniewski, UCM 2010	5207	670-447	66.7	46
2. Blake Bolles, NWMSU 2009	4145	449-312	69.5	42
3. Dane Simoneau, WU 2011	4089	482-280	58.1	38
4. Chris Greisen, NWMSU 1998	4076	451-280	62.1	38
5. Blake Bolles, NWMSU 2010	3846	459-289	62.2	30
6. Tommy Corwin, UCM 2011	3798	479-293	61.2	34
7. Chris Hegg, TSU 1985	3782	503-284	56.5	32
8. Josh Lamberson, NWMSU 2005	3766	486-324	66.7	33
9. Tyler Eckenrode, ESU 2012	3742	276-430	64.2	29
10. John McMenamin, NWMSU 2002-05	491-296	60.3	28	

### CAREER PASSING

Player, School, Yrs.	Yds.	Att.-C.	Pct.	TD
1. Eric Czerniewski, UCM 2006-10	12,847	1678-1043	62.2	107
2. Dane Simoneau, WU 2008-11	11,291	1295-751	58.0	102
3. Drew Newhart, MWSU 2007-10	10,691	1348-817	60.1	95
4. K Waterman, MWSU 1998-2001	10,025	1304-730	56.0	98
5. Eric Howe, TSU 1998-2001	9097	1203-687	57.1	70
6. A Hinspeter, MSSU 2005-2008	9016	1368-842	61.5	61
7. Blake Bolles, NWMSU, 2007-2010	8668	995-662	66.5	79
8. Tyler Eckenrode, ESU 2009-12	8031	1078-637	59.1	60
9. Chris Greisen, NWMSU 1995-98	7457	853-500	58.6	68
10. J. Lamberson, NWMSU 2002-05	7365	873-575	65.8	65

### SINGLE-GAME RECEIVING

Player	Yds.	Rec.	Avg.	TDs
1. Rod Smith, MSSU vs. SBU, 10-19-91	254	8	31.8	3
2. Mike Berentes, TSU vs. MSU, 11-7-70	248	10	24.8	2
3. Terren Adams, MWSU vs. WU, 11-16-91	238	11	21.6	3
Kendall Fisher, PSU vs. ESU, 10-10-09	238	6	39.7	3
5. Sam Sissom, WU vs. Colo. Mines, 8-27-05	231	7	33.0	3

### SINGLE-SEASON RECEIVING

Player, School, Yr.	Yds.	Rec.	Avg.	TDs
1. Jake Soy, NWMSU 2009	1559	92	16.9	27
2. Joe Hastings, WU 2010	1546	87	17.8	15
3. Ronnie West, PSU 1991	1495	74	20.2	14
4. Jamorris Warren, UCM 2010	1458	109	13.4	20
5. Rod Smith, MSSU 1991	1439	60	24.0	15
6. Shjuan Richardson, ESU 2012	1375	84	16.4	13
7. Andrew Helmick, LWU 2012	1363	66	20.7	14
8. Steve Hansley, NWMSU 1984	1343	67	20.0	11
9. Jake Soy, NWMSU 2010	1311	83	15.8	12
10. Tony Miles, NWMSU 1998	1306	85	15.4	16

### CAREER RECEIVING

Player, School, Yrs.	Yds.	Rec.	Avg.	TDs
1. Jamaica Rector, NWMSU 2001-04	4497	289	15.6	38
2. Tony Miles, NWMSU 1997-2000	3890	235	16.6	37
3. Jake Soy, NWMSU 2008-2011	3687	222	16.6	45
4. Andrew Blakley, TSU 1999-2002	3458	300	11.5	22
5. Sam Sissom, WU 2002-06*	3288	191	17.2	40
6. Kendall Wright, NWMSU 2005-08	3253	243	13.4	21
7. Lester McCoy, ESU 1997-2000	3234	193	16.8	33
8. Steve Hansley, NWMSU 1983-85	3118	196	15.9	26
9. Michael Dittlein, WU 1992-95	3103	170	18.3	18
10. Andre Rector, NWMSU 2002-05	3049	213	14.3	18

### SINGLE-GAME TOTAL OFFENSE

Player	Total	Pass	Rush
1. Josh Chapman, MSSU vs. WU, 9-28-02	533	337	196
2. Matt Ticich, TSU vs. Upper Iowa, 9-8-07	516	493	23
3. Eric Czerniewski, UCM at Ill. St., 9-2-10	500	493	7
4. Josh Chapman, MSSU vs. UMR, 11-16-02	492	246	246
5. B. Landry, UMR vs. Colo. Mines, 9-4-04	485	449	36

### SINGLE-SEASON TOTAL OFFENSE

Player, School, Yr.	Total	Pass	Rush
1. Eric Czerniewski, UCM 2010	5203	5207	-4
2. Blake Bolles, NWMSU 2009	4258	4145	113
3. Chris Greisen, NWMSU 1998	4151	4076	75
4. Blake Bolles, NWMSU 2010	4094	3846	248
5. Dane Simoneau, WU 2011	4062	4089	-27
6. Andy Majors, PSU 2005	4028	3065	963

7. Tommy Corwin, UCM 2011	3985	3798	187
8. Mike Garrison, FHSU 2010	3960	3513	447
9. Tyler Eckenrode, ESU 2012	3940	3742	198
10. Chris Hegg, TSU 1985	3782	3741	41

### CAREER TOTAL OFFENSE

Player, School, Yr.	Total	Pass	Rush
1. Eric Czerniewski, UCM, 2006-10*	12,978	12,847	131
2. Dane Simoneau, WU 2007-11	11,148	11,291	-143
3. Drew Newhart, MWSU 2007-10	10,594	10,691	-97
4. Neal Philpot, PSU 2001-04	10,168	5831	4337
5. Kasey Waterman, MWSU 1998-01	10,056	10,025	31
6. Blake Bolles, NWMSU 2007-10	9254	8537	717
7. Eric Howe, TSU 1998-2001	9040	9097	-57
8. Adam Hinspeter, MSSU 2005-08	8881	9016	-135
9. Josh Chapman, MSSU 1999-2002	8801	5568	3233
10. Tyler Eckenrode, ESU 2009-12	8669	8031	638

### SINGLE-GAME SCORING

Player	Points
1. Brian Shay, ESU vs. Mo. Sci. & Tech., 11-8-97	46
2. Louis Stark, MSU vs. SBU, 9-24-27	37
3. Jarrett Anderson, TSU vs. ESU, 11-9-96	36
4. Dale Mills, TSU vs. Mo. Sci. & Tech., 11-12-60	34
5. Ronald Moore, PSU vs. North Dakota State, 11-28-92	32
Ronald Moore, PSU vs. Portland (Ore.) State, 12-5-92	32
Brian Shay, ESU vs. WU, 10-5-96	32

### SINGLE-SEASON SCORING

Player, School, Yr.	Points
1. Ronald Moore, PSU 1992	254
2. Xavier Omon, NWMSU 2007	228
3. LaRon Council, NWMSU 2008	216
4. Brian Shay, ESU 1997	198
Germaine Race, PSU 2005	198
6. Brian Shay, ESU 1998	176
7. Jarrett Anderson, TSU 1996	168
8. Germaine Race, PSU 2004	164
9. Jake Soy, NWMSU 2009	162
10. James Franklin, NWMSU 2011	150

### CAREER SCORING

Player, School, Yr.	Points
1. Germaine Race, PSU 2003-06	634
2. Xavier Omon, NWMSU 2004-07	590
3. Brian Shay, ESU, 1995-98	544
4. Ronald Moore, PSU 1989-92	480
5. Jarrett Anderson, TSU 1993-96	446
6. Dale Mills, TSU 1957-60	407
7. Nathan Alleman, PSU 2003-06!	401
8. David Purnell, NWMSU 1996-99	400
9. Tommy Frevert, NWMSU 2005-08	386
10. Kegan Coleman, UCM 2001-04	384

!=Top career kick scorer

\*= career includes medical hardship season



# MIAA Records



## CAREER TACKLES

Player, School, Yr.	Total Tackles
1. Marti Rave, TSU 1975-77	489
2. Zach Watkins, WU 2006-09	473
3. Chris Brown, PSU 1992-95	470
4. Grant Gould, WU 2002-05	459
5. Robert Newhart, MWSU 1979-82	456
6. John Harvey, MSU 1978-81	452
7. Dave Svehla, NWMSU 1987-90	450
8. Steve Savard, NWMSU 1982-85	441
9. Dennis O'Hagan, MSU 1977-80	423
10. Ron Burton, MSSU 1990-93	416

## SINGLE SEASON TACKLES

Player, School, Yr.	Total Tackles
1. Dennis O'Hagen, MSU 1980	226
2. John Harvey, MSU 1979	186
3. B.J. McGivern, PSU 1995	172
4. Shane McBride, ESU 1997	166
5. Dave Svehla, NWMSU 1989	165
6. Tim Stull, TSU 1984	164
7. Nate Dreiling, PSU 2010	160
8. Craig O'Sadnick, TSU 1973	159
9. Anthony Parks, PSU 1995	154
10. Chris Brown, PSU 1995	149

## CAREER INTERCEPTIONS

Player, School, Yr.	Interceptions
1. Bill Grantham, MST 1977-80	29
2. Edwin Lane, MST 1966-69	25
3. Fletcher Terrell, WU 2003-06	22
Ron Collier, UCM 1968-71	22
Pierre Thomas, MWSU 2000-03	22
6. Robin Fisher, UCM 1980-84	18
Joe Wingate, NWMSU 1970-73	18
8. Randy Baehr, NWMSU 1972-75	17
Duke Palmer, PSU 1989-92	17
10. Jason Agee, NWMSU 1988-90	16
Mike Rivers, NWMSU 1983-84	16
Miles Burnsides, NWMSU 2006-09	16
Jim White, MST 1970-73	16

## SINGLE SEASON INTERCEPTIONS

Player, School, Yr.	Interceptions
1. Pierre Thomas, MWSU 2003	14
2. Gary Evans, TSU 1975	11
Bill Grantham, S&T 1978	11
Greg Maack, UCM 1982	11
5. Mike Rivers, NWMSU 1983	10
6. Duke Palmer, PSU 1992	9
Pierre Desir, LWU 2012	9
8. Joe Wingate, NWMSU 1970	8
Darren Blair, TSU 1982	8
Mitchell Mason, MWSU 1995	8
Brent Burnside, MWSU 1999	8
Fletcher Terrell, WU 2005	8

## CAREER SACKS

Player, School, Yr.	Sacks
1. Troy Wilson, PSU 1989-92	46
2. Dennis Heim, MSU 1974-77	41
3. Ryan Meredith, PSU 2003-06	32.5
4. Wes Martin, UCM 1980-83	32
5. Morgan Trokey, MSU 1976-78	29
Milt Sanderman, UCM 1982-84	29
Ben Peterson, PSU 1995-98	29
John Frerking, MST 1982-85	29
David Bass, MWSU 2009-pr.	29
10. Sean Paddock, NWMSU 2006-09	27

## SINGLE SEASON SACKS

Player, School, Yr.	Sacks
1. Troy Wilson, PSU 1991	23.0
2. Kevin Patterson, SBU 1986	15.5
3. Eric McDowell, MWSU 2003	15.0

4. David Bass, MWSU 2011	14.5
5. Milt Sanderman, UCM 1984	14.0
Ben Peterson, PSU 1998	14.0
7. Dave Tollefson, NWMSU 2005	12.5
8. Al Fulton, TSU 1972	12.0
Elijah Lockhart, TSU 1982	12.0
Karl Burrell, ESU 1992	12.0
Patrick Cook, ESU 1995	12.0

## CAREER PASS BREAK UPS

Player, School, Yr.	PBUs
1. Fletcher Terrell, WU 2003-06	48
2. Tyreece Whyte, MWSU 1998-2001	31
Desmond Polk, MWSU 2000-03	31
4. Tim Ries, MSU 1975-78	28
Travis Stepps, PSU 1997-2001	28
Levi Neville, PSU 2000-03	28
7. Marlin Johnson, UCM 1993-96	23
8. Bill Beckett, MSU 1975-78	21
Ray Lingard, UCM 1989-92	21
Darold Smith, WU 2000-03	21

## SINGLE SEASON PASS BREAK UPS

Player, School, Yr.	PBUs
1. Pierre Desir, LWU 2012	18
2. Freddy Thompson, TSU 1983	16
Travis Stepps, PSU 2001	16
Justin Walter, TSU 2001	16
5. Fletcher Terrell, WU 2003	15
Fletcher Terrell, WU 2004	15
O'Hara Fluellen, LU 2012	15
8. Eric Wright, PSU 2004	14
Ryan Lendrum, UNK 2012	14
10. Marlin Johnson, UCM 1996	13
Zuri Stokes, WU 1996	13
Marcus Yokely, TSU 2003	13



Former Hornets like Brian Shay (above) and Tyler Eckenrode (below) are sprinkled throughout the MIAA record book.





# Since Joining NCAA Division II

## OFFENSIVE

	HIGH	LOW
Points:	77 vs. UMR (97)	0 at WU (10)
		0 vs. PSU (07)
		0 vs. NWMSU (05)
		0 vs. PSU (00)
Points in a Qtr:	32 vs. UMR (97)	0 (several)
Points in a Half:	41 at UNK (12)	0 (several)
Rushing Plays:	70 vs. SBU (96)	16 vs. FHSU (95)
Yards Rushing:	471 vs. UMR (00)	-40 vs. CMSU (94)
Pass Attempts:	76 vs. FHSU (95)	11 vs. UMR (94)
Passes Comp.:	39 vs. NWMSU (95)	3 vs. PSU (00)
Passes had Intercepted:	6 vs. MSSU (09)	0 (several)
	6 vs. PSU (94)	
Yards Passing:	514 vs. UMR (95)	29 at UCO (07)
Total Yards:	703 vs. UMR (97)	67 at UCO (07)
Off. Plays:	101 vs. NWMSU (97)	47 vs. UMR (94)
First Downs:	35 vs. NWMSU (92)	6 vs. UMR (94)
Fumbles:	6 vs. NWMSU (94)	0 (several)
Fumbles Lost:	4 vs. MWSC (91)	0 (several)

## INDIVIDUAL BESTS

Longest run from scrimmage (TD)	90, John Davis vs. WU (93)
Longest run from scrimmage (no score)	78, Brian Shay vs. WU (95)
Longest pass (TD)	96, Ponder/Pobolish vs. UMR (95)
Longest pass (no score)	74, Ponder/Guberman vs. FHSU (95)
Longest punt return (TD)	82, Brian Murphy vs. WSC (08)
Longest kickoff return (TD)	100, Ryan Johnson vs. CMSU (99)
	100, Anthony Cowins vs. SBU (92)
Longest interception return (TD)	100, Travis Lee at UCO (07)
Longest fumble return (TD)	79, Gerard Clemons vs. CMSU (97)
Longest field goal	51, Eli Kuhns vs. Lincoln (12)
	Justin Gray at MWSC (04), vs. PSU (02 & 03)
Longest punt	80, Johnny Torres vs. FHSU (06)
Most rushing attempts	47, Brian Shay vs. CMSU (96)
Most passing attempts	66, Sean Ponder vs. FHSU (95)
Most completions	39, Pete Jelovic vs. TSU (95)
Most interceptions thrown	6, Sean Ponder vs. PSU (94)
Most receptions	21, Jarrett Vito vs. TSU (95)
Most total offensive attempts	76, Sean Ponder vs. FHSU (95)
Most rushing yards	361, Brian Shay vs. WU (96)
Most receiving yards	227, Jarrett Vito vs. TSU (95)
Most passing yards	471, Pete Jelovic vs. TSU (95)
Most yards total offense	457, Curtis West vs. NWMSU (92)
Most all-purpose yards	469, Brian Shay vs. WU (97)
Most points scored	46, Brian Shay vs. UMR (97)
Most rushing TDs	7, Brian Shay vs. UMR (97)
Most passing TDs	5, Tyler Eckenrode vs. TAMU-Kingsville (12)
	5, Tad Hatfield vs. MSSU (04)
	5, Pete Jelovic vs. FHSU (97)
Most receiving TDs	3, (10x) most recent Adam Schiltz vs. TAMUK (12)
Most field goals	4, Eli Kuhns vs. Lincoln (12)
	4, Matt Perry vs. MSSU (08)
	4, Justin Gray at MWSC (04)
Most field goal attempts	5, Matt Perry vs. MSSU (08)
Most PAT'S	9, Jeff Edwards vs. OPSU (06)
	9, Louie Matsakis vs. MSSU (98)
Most PAT Att.	9, Jeff Edwards vs. OPSU (06)
	9, Louie Matsakis vs. MSSU (98)
Most punts	10, Adam Hunt vs. CMSU/MWSC (92)
Most blocked kicks	2 (3x) most recent Richter/Stribling vs. MWSU (06)
Most tackles	24, Shane McBride vs. MSSU (97)
Most solo tackles	19, Shane McBride vs. MSSU (97)
Most INT	3 Derek Lohmann at SBU (11)
Most sacks	4, P. Cook vs. TSU (95) & G. Clemons vs. NWMSU (97)
Longest scoring drive	99 yards at Winona State (05), vs. UMR (95)
Most plays in a scoring drive	19 vs. NWMSU (96)
Most time consumed in a drive	9:35 vs. TSU (08)

## DEFENSIVE

	HIGH	LOW
Points	72 vs. PSU (04)	0 (several)
Points in Qtr:	35 vs. PSU (96)	0 (several)
Points in a Half:	42 at NWMSU (08)	0 (several)
	42 vs. PSU (96)	
Rushing Plays:	70 vs. NWMSU (92)	18 vs. SBU (06)
Yards Rushing:	627 vs. NWMSU (92)	19 vs. UMR (04)
Pass Attempts:	66 vs. TAMUK (12)	5 vs. PSU (00)
Passes Completed:	36 vs. TAMUK (92)	1 vs. MSSU (00)
	36 at UCM (10)	
Passes Intercepted:	6 vs. SBU (94)	0 (several)
Yards Passing:	418 vs. TAMUK (12)	8 vs. MSSU (00)
Total Yards:	796 vs. NWMSU (92)	89 vs. UCM (99)
Offensive Plays:	97 vs. TAMUK (12)	46 vs. MSSU (00)
	97 vs. MSSU (01)	
First Downs:	33 vs. NWMSU (04)	5 at OPSU (06)
Fumbles:	7 vs. UMR (94)	0 (several)
	7 vs. PSU (04)	
Fumbles Lost:	4 (3x) most recent vs TSU (11)	0 (several)
Safeties:	3 vs. CMSU (99)	0 (several)

## THE LAST TIME ESU

shut out an opponent	6 games ago, Lindenwood, 13-0 (12)
held an opponent without a TD	6 games ago, Lindenwood, 13-0 (12)
was shut out	23 games ago, WU, 0-42 (10)
was held without a TD	23 games ago, WU, 0-42 (10)
was held without an offensive TD	23 games ago, WU, 0-42 (10)
lost a regular season non-conference game	at Augustana 21-32 (09)
lost a regular season non-conference road game	at Augustana 21-32 (09)
lost a regular season non-conference home game	vs WSU, 21-18 (06)
had one or fewer penalties	at UNO (0 penalties), (10)
had a QB rush for 100 yards	Sheldon Smith vs. WU, 111 yds (10)
had a player rush for 200 yards	LaDarrian Page at SBU 201 yds (11)
had a player rush for 300 yards	Tyler Paul at TSU, 311 yds (03)
had a player pass for 300 yards	Tyler Eckenrode vs. TAMUK, 303 (12)
had a player pass for 400 yds	Tyler Eckenrode at TSU, 422 (12)
had a player with 200 rec. yds	Shjuan Richardson at TSU, 217 (12)
had a player catch 3 TD	Adam Schiltz vs. TAMU-Kingsville (12)
had a player throw 5 TD	Tyler Eckenrode vs. TAMU-Kingsville (12)
had a player rush for 3 TD	Dozie Igwaugwa at TSU (12)
had a player kick four FG in a game	Eli Kuhns vs. LU (12)
rallied from 4th quarter deficit	7 games ago ESU 19, SBU 15 (12)
lost a game with a 4th quarter lead	20 games ago, UCM 45, ESU 38 (11)
blocked a field goal	Jeff Richards vs UCO (12)
blocked a PAT	Jeff Richards at SBU (12)
blocked a punt	Austin Willis vs. Lincoln (12)
scored at defensive PAT	Travis Lee at FHSU (07)
had a defensive PAT returned	Terrence Byrd at TSU (09)
returned a blocked punt for TD	Taylor Beittler vs. TSU 10 yards (10)
	Block by Corey Jones
had a punt blocked	by Brad Hamon, UCO (12)
had a punt blocked for a TD	by Trey Wilberger, UNO, 27 yds (10)
	block by Marcus Hall-Oliver
returned a non-blocked punt for a TD	Brian Murphy vs Western St., 82 yds (08)
had a non blocked punt returned for a TD	Coker, TSU, 48 yds (09)
returned a KO for a TD	Ryan Hulings, vs. MWSU, 92 yds (05)
had a KO returned for a TD	Jordan Simmons, NWMSU, 85 yds (12)
returned an INT for a TD	Tyrone Weaver at UNK, 30 yds (12)
had an INT returned for a TD	Michael Jordan, MWSU, 91 yds (12)
returned a fumble for a TD	Josh Taylor at UNK, 35 yds (12)
had a fumble returned for a TD	Garrett Nikke, FHSU, 0 yds (09)
had 7 FG in a game	Kuhns (4), Jonas (2), Guadagnolo (1) vs. LU (12)
opp. had four FG in a game	Masucci, TSU, 26, 26, 38, & 32 yds (07)
recorded a safety	8 games ago, vs. Lincoln, (12)
opp. recorded a safety	7 games ago, at SBU (12)
returned a free kick for a TD	Tabora Ward vs. WU, 74 yds (94)



# Emporia State Records



## HORNET SINGLE SEASON 1,000 YARD RUSHERS

Year	Player	Yards	Carries/Avg.
1998	Brian Shay	2,265	293/7.70
1996	Brian Shay	2,103	342/6.10
1997	Brian Shay	1,912	269/7.40
2003	Tyler Paul	1,730	345/5.00
1987	Aubrey Dunlap	1,587	313/5.10
1991	Quincy Tillmon	1,544	259/6.00
2002	Tyler Paul	1,435	305/4.70
2000	DeAngelo Evans	1,246	203/6.14
1992	Quincy Tillmon	1,219	240/5.08
1988	Aubrey Dunlap	1,162	244/4.80
1973	Abe Welcher	1,157	182/6.36
1986	David Tryon	1,144	178/6.40
1985	David Tryon	1,114	200/5.60
1989	Alvester Bobby	1,071	193/5.60
1979	Greg Zickefoose	1,033	222/4.65
1949	Chet Hayden	1,017	97/10.50
1972	Abe Welcher	1,000	215/4.65

## HORNET SINGLE SEASON 1,000 YARD RECEIVERS

Year	Player	Yards	Rec./TDs
1968	Bruce Cerone	1,479	91/15
2012	Shjuan Richardson	1,375	84/13
1969	Bruce Cerone	1,315	77/13
1999	Lester McCoy	1,277	84/16
2004	J.J. Richard	1,166	97/14

## HORNET SINGLE SEASON 2,000 YARD PASSERS

Year	Player	Yards	Att-Comp-TD
2012	Tyler Eckenrode	3,742	430-276-29
2004	Tad Hatfield	3,068	439-246-15
2011	Tyler Eckenrode	2,580	368-229-9
1995	Sean Ponder	2,487	413-198-19
1997	Pete Jelovic	2,422	276-178-15
2003	Tad Hatfield	2,384	357-186-17
1996	Pete Jelovic	2,127	291-160-17
1998	Trent Fuller	2,114	265-155-14
1999	Joe Jacobs	2,071	263-151-25

## ESU ALL-TIME COACHING RECORDS

Name	W	L	T	.Pct.	Years
Fran Welch	115	82	15	.578	1928-42, 46-54
Larry Kramer	71	54	0	.568	1983-94
Bill Hargiss	61	23	11	.698	1914-17, 20-27
Dave Wiemers	35	32	0	.522	2001-2006
<b>Garin Higgins</b>	<b>29</b>	<b>38</b>	<b>0</b>	<b>.432</b>	<b>2007-pres</b>
Manny Matsakis	26	18	0	.591	1995-98
Keith Caywood	25	79	5	.252	1955-66
Bud Elliott	17	11	1	.583	1971-73
Paul Samson	16	16	0	.500	1904-06, 08
Fred Honhart	13	8	2	.609	1909-11
Jerry Kill	11	11	0	.500	1999-2000
Bob Seaman	10	30	0	.333	1979-82
George Crispin	9	9	0	.500	1912-13
Dave Hoover	9	40	0	.184	1974-78
Horace Botsford	7	10	3	.425	1902-03
Jim Lance	7	11	0	.389	1969-70
Ron Blaylock	6	11	2	.316	1967-68
John Lamb	5	3	1	.611	1900
H.D. McChesney	2	2	0	.500	1918
Fred Williams	2	6	1	.278	1901
George McLaren	1	5	2	.250	1919
Owen Samuels	1	6	0	.142	1907
No Coach	3	7	0	.300	1893-99
<b>Totals</b>	<b>467</b>	<b>502</b>	<b>43</b>	<b>.420</b>	<b>1893-1942, 1946-pr</b>

## Career Rushing Leaders

1	Brian Shay	6,958	1995-98
2	Quincy Tillmon	4,141	1990-94
3	Tyler Paul	3,798	2000-03
4	David Tryon	3,593	1983-86
5	Abe Welcher	3,198	1972-74

## Career Receiving Leaders (Catches)

1	Jarett Vito	226	1995-98
2	Chet Pobolish	193	1995-98
3	Lester McCoy	191	1997-00
4	J.J. Richard	187	2002-05
5	Shjuan Richardson	169	2009-12

## Career Receiving Leaders (Yards)

1	Lester McCoy	3,213	1997-00
2	Shjuan Richardson	2,842	2009-12
2	Bruce Cerone	2,794	1968-69
3	J.J. Richard	2,716	2002-05
4	Jarett Vito	2,608	1995-98

## Career Passing Leaders (Yds)

1	Tyler Eckenrode	8,031	2009-12
2	Tad Hatfield	6,697	2001-04
3	Pete Jelovic	5,970	1995-97
4	Sean Ponder	4,019	1994-95
5	Bob Janesko	3,588	1968-70

## Career All-Purpose Yards (since 1975)

1	Brian Shay	9,301	1995-98
2	Greg Zickefoose	5,571	1976-79
3	Ryan Hulings	4,726	2003-06
4	Chet Pobolish	4,655	1995-98
5	Quincy Tillmon	4,576	1990-94

## Career Total Offense (since 1976)

1	Tyler Eckenrode	8,669	2009-12
2	Brian Shay	6,958	1995-98
3	Tad Hatfield	6,584	2001-04
4	Pete Jelovic	5,669	1995-97
5	Kelton Copeland	4,352	1999-02

## Career Tackles (since 1978)

1	Matt Koehler	413	1986-90
2	Gerard Clemons	378	1996-99
3	Dennis Ford	358	1983-86
4	Dontaye McCoy	341	1999-02
5	Bart Kuhlman	333	1978-81



J.J. Richard is in the top five in career receptions and receiving yards at ESU.



Tad Hatfield is the Hornets' career leader in passing yards and touchdown passes.

## MISCELLANEOUS RECORDS

Consecutive wins	14	1926-27
Consecutive losses	19	1975-77
Most wins in a season	10	1989, 2012
Most wins in a regular season	9	1998, 2003, 2-12
Widest margin of victory	134	134-0 vs. Friends, 1912
Widest margin of defeat	77	0-77 vs. Colorado State, 1967
Most ties in a season	3	1903 and 1930

## TEAM SINGLE SEASON RECORDS (since 1979)

Total Points	465 points (42.3 ppg)	1997
Total Rushing Yards	3,324 yards (255.7 ypg)	1989
Total Passing Yards	3,862 yards (351.1 ypg)	1995
Total Offensive Yards	5,846 yards (531.5 ypg)	1997



# Emporia State Records

## Most Points

Game.. Brian Shay ..... 46 .. vs MST 1997  
 Season. Brian Shay ..... 198 ..... 1997  
 Career . Brian Shay ..... 544 ..... 1995-98

## Most Touchdowns Rushing

Game.. Brian Shay ..... 5 .. vs WU 1996  
 Season. Brian Shay ..... 29 .1997 and 1998  
 Career . Brian Shay ..... 81 ..... 1995-98

## Total Offense (since 1976)

Game.. Mike Burch ..... 563 .. vs WU 1988  
 Season. Tyler Eckenrode.. 3940 ..... 2012  
 Career . Tyler Eckenrode.. 8660 ..... 2009-12

## Rushing Yards

Game.. Brian Shay ..... 361 .. vs WU 1996  
 Season. Brian Shay ..... 2265 ..... 1998  
 Career . Brian Shay ..... 6958 ..... 1995-98

## All-Purpose Yards

Game.. Brian Shay ..... 469 .. vs WU 1997  
 Season. Brian Shay ..... 2819 ..... 1998  
 Career . Brian Shay ..... 9301 ..... 1995-98

## Passing Yards

Game.. Bob Janesko ..... 473 .. vs PSU 1969  
 Season. Tyler Eckenrode.. 3742 ..... 2012  
 Career . Tyler Eckenrode.. 6697 ..... 2009-12

## Passing Completions

Game.. Pete Jelovic ..... 39 .. vs TSU 1995  
 Season. Tyler Eckenrode.. 276 ..... 2012  
 Career . Tyler Eckenrode.. 637 ..... 2009-12

## Passing Attempts

Game.. Sean Ponder ..... 66 .vs FHSU 1995  
 Season. Tad Hatfield ..... 439 ..... 2004  
 Career . Tyler Eckenrode.. 1078 ..... 2009-12

## Touchdown Passes

Game.. Tyler Eckenrode..... 5 vs. TAMUK 2012  
 ..... Tad Hatfield ..... 5. vs. MSSU 2004  
 ..... Pete Jelovic ..... 5. vs FHSU 1997  
 ..... Bob Leahy ..... 5 .. vs UCM 1969  
 ..... Bob Janesko ..... 5 vs Peru St. 1969  
 Season. Tyler Eckenrode..... 29..... 2012  
 Career . Tyler Eckenrode..... 60..... 2009-12

## Kickoff Returns for a TD

Season. Gerard Clemons..... 2 ..... 1998

## Receiving Yards

Game.. Bruce Cerone..... 296 .. vs WU 1968  
 Season. Bruce Cerone..... 1479 ..... 1968  
 Career . Lester McCoy..... 3213 ..... 1997-00

## Pass Catches

Game.. Jarett Vito ..... 21 .. vs TSU 1995  
 Season. J.J. Richard ..... 97 ..... 2004  
 Career . Jarett Vito ..... 226 ..... 1995-98

## Touchdown Receptions

Game.. Bruce Cerone..... 5 .. vs UCM 1968  
 Season. Lester McCoy..... 16 ..... 1999  
 Career . Lester McCoy..... 33 ..... 1997-00

## Pass Interceptions

Game.. Dick Williams ..... 4 .. vs PSU 1958  
 Season. Kelly Nusser..... 9 ..... 1983  
 Career . Derek Lohmann.... 15 ..... 2008-12

## Two-Point Conversions

Game.. Several ..... 2  
 Season. Jarett Vito ..... 4 .... 1995/1997  
 ..... Brian Shay ..... 4 ..... 1996  
 Career . Jarett Vito ..... 10 ..... 1995-98

## Extra Points

Game.. Elias Matsakis ..... 9 vs MSSU 1998  
 Season. Derek Jonas..... 50 ..... 2012  
 Consec. Adam Hunt..... 51 ..... 1991-92  
 Career . Adam Hunt..... 118 ..... 1991-94

## Punts

Game.. Adam Hunt..... 10 .. vs UCM 1992  
 ..... Adam Hunt..... 10 vs MWSU 1992  
 Season. Pat Cisper..... 73 ..... 1981  
 Career . Adam Hunt..... 164 ..... 1991-94

## Punting Average

Season. Pat Amon ..... 41.9 ..... 2001  
 Career . Pat Amon ..... 38.5 ..... 1998-2001

## Field Goals

Game.. Eli Kuhns ..... 4 vs Lincoln 2012  
 ..... Matt Perry..... 4 vs. MSSU 2008  
 ..... Justin Gray..... 4 vs MWSU 2004  
 Season. Justin Gray..... 20 ..... 2004  
 Career . Justin Gray..... 58 ..... 2001-04

## Tackles

Game.. Shane McBride .... 24 .vs MSSU 1997  
 Season. Shane McBride .... 166 ..... 1997  
 Career . Matt Koehler..... 413 ..... 1986-90

## LONGEST PLAYS

### Run from scrimmage

98-yard TD ..... Bernie Gardenhire  
 ..... vs Wayne State (Neb.) 1982

### Pass from scrimmage

99-yard TD ..... Bob Janesko  
 ..... to Frank Stankiewicz  
 ..... vs Pittsburg State 1969

### Field Goal

51-yard ..... Eli Kuhns  
 ..... vs Lincoln 2012  
 51-yard ..... Justin Gray  
 ..... vs Pittsburg State 2002 & 2003

### Punt Return

82-yard TD ..... Brian Murphy  
 ..... vs. Western State 2008

### Kickoff Return

100-yard TD ..... Ryan Johnson  
 ..... vs Central Missouri 1999  
 100-yard TD ..... Anthony Cowins  
 ..... vs Southwest Baptist 1992  
 100-yard TD ..... Keith Caywood  
 ..... vs. Southwestern 1940

### Interception Return

100-yard TD ..... Travis Lee  
 ..... Central Oklahoma 2007

### Punt

97-yards ..... Jim Hurst  
 ..... vs Central Missouri 1964

### Fumble Recovery

79-yard TD ..... Gerard Clemons  
 ..... vs Central Missouri 1997

## CAPACITY CROWDS AT EMPORIA STATE

1973 ... 10000 ..... vs Northern Colorado  
 1998 ... 9200 ..... vs Pittsburg State  
 1969 ... 9000 ..... vs Pittsburg State  
 1987 ... 8064 ..... vs Pittsburg State  
 1926 ... 8000 ..... vs College of Emporia  
 1992 ... 7640 ..... vs Pittsburg State  
 2000 ... 7305 ..... vs Ft. Hays State  
 1979 ... 7000 ..... vs Missouri Western  
 1980 ... 7000 ..... vs Missouri Southern

## HORNETS IN NATIONAL ALL-STAR GAMES

2011 ... Chris Woods ..... Cactus Bowl  
 2004 ... Chris Peoples ..... Cactus Bowl  
 2003 ... Tyler Paul... Cactus Bowl - Off. MVP  
 2002 ... Dontaye McCoy..... Cactus Bowl  
 2001 ... Jason Ferguson..... Cactus Bowl  
 2000 ... Lester McCoy..... Cactus Bowl  
 ..... DeAngelo Evans ..... Cactus Bowl  
 1999 ... Joe Jacobs..... Snow Bowl  
 1998 ... Cris Pritchard..... Snow Bowl  
 ..... Brian Shay ... Senior Bowl/Blue-Gray  
 1997 ... Pete Jelovic..... Snow Bowl  
 1994 ... Adam Hunt..... Snow Bowl  
 1993 ... Kenny Miller..... Snow Bowl  
 1974 ... Mike Denimarck..... Shrine Bowl  
 1969 ... Bruce Cerone..... Shrine Bowl  
 1932 ... Elvin "Mac" McCoy .... Shrine Bowl



Pat Amon set an ESU record with a 41.9 yard punting average in 2001.



Brian Shay holds 12 MIAA rushing records and graduated as the all-time leading rusher in NCAA Division II history.



Justin Gray holds the Hornet record for Field Goals in a game, season and career.



# Emporia State Records



## Top 10 ESU Single Season Rushing Yards

Year	Player	Yards	C/Av
1. 1998	Brian Shay	2,265	293/7.7
2. 1996	Brian Shay	2,103	342/6.1
3. 1997	Brian Shay	1,912	269/7.4
4. 2003	Tyler Paul	1,730	345/5.0
5. 1987	Aubrey Dunlap	1,587	313/5.1
6. 1991	Quincy Tillmon	1,544	259/6.0
7. 2002	Tyler Paul	1,435	305/4.7
8. 2000	DeAngelo Evans	1,246	203/6.1
9. 1992	Quincy Tillmon	1,219	240/5.1
10. 1988	Aubrey Dunlap	1,162	244/4.8



Brian Shay set the record for most career rushing yards in all of college football his senior year.

## Top 10 ESU Single Season Passing Yards

Year	Player	Yards	A-C-TD
1. 2012	Tyler Eckenrode	3,742	430-276-29
2. 2004	Tad Hatfield	3,068	439-246-22
3. 2011	Tyler Eckenrode	2,580	368-229-9
4. 1995	Sean Ponder	2,487	413-198-19
5. 1997	Pete Jelovic	2,422	276-178-15
6. 2003	Tad Hatfield	2,384	357-186-17
7. 1996	Pete Jelovic	2,127	291-160-17
8. 1998	Trent Fuller	2,114	265-155-14
9. 1999	Joe Jacobs	2,071	263-151-25
10. 1970	Bob Janesko	1,893	279-120-16

## ESU Single Season Receiving Yards

Year	Player	Yards	A/Gm
1. 1968	Bruce Cerone	1,479	164.3
2. 2012	Shjuan Richardson	1,375	114.6
2. 1969	Bruce Cerone	1,315	146.1
3. 1999	Lester McCoy	1,277	116.1
4. 2004	J.J. Richard	1,166	106.7

## ESU Single Season All-Purpose Yardage Leaders


Year	Player	Yards
1. 1998	Brian Shay	2,819
2. 1996	Brian Shay	2,738
3. 1997	Brian Shay	2,723
4. 2003	Tyler Paul	1,780
5. 2002	Ryan Johnson	1,770

## ESU Career Rushing Leaders

Player	Yards	Years
1. Brian Shay	6,958	1995-98
2. Quincy Tillmon	4,141	1990-94
3. Tyler Paul	3,798	2000-03
4. David Tryon	3,593	1983-86
5. Abe Welcher	3,198	1972-74

## ESU Career Passing Leaders

Player	Yards	Years
1. Tyler Eckenrode	8,031	2009-2012
2. Tad Hatfield	6,697	2001-04
3. Pete Jelovic	5,970	1995-97
4. Sean Ponder	4,019	1994-95
5. Bob Janesko	3,588	1968-70



Lester McCoy is the Hornets career leader in receiving yards.

## ESU Career Receiving Leaders (Yards)

Player	Yards	Years
1. Lester McCoy	3,213	1997-00
2. Shjuan Richardson	2,842	2009-12
3. Bruce Cerone	2,794	1968-69
3. J.J. Richard	2,716	2002-05
5. Jarett Vito	2,608	1995-98

## ESU Career Receiving Leaders (Catches)

Player	Catches	Years
1. Jarett Vito	226	1995-98
2. Chet Pobolish	193	1995-98
3. Lester McCoy	191	1997-00
4. J.J. Richard	187	2002-05
5. Shjuan Richardson	169	2009-12

## ESU Career All-Purpose Yardage Leaders

Player	Yards	Years
1. Brian Shay	9,301	1995-98
2. Greg Zickefoose	5,571	1976-79
3. Ryan Hulings	4,726	2003-06
4. Chet Pobolish	4,655	1995-98
5. Quincy Tillmon	4,576	1990-94

## ESU Career

### Total Offense (since 1976)

Player	Yards	Years
1. Tyler Eckenrode	8,660	2009-2012
2. Brian Shay	6,958	1995-98
3. Tad Hatfield	6,584	2001-04
4. Pete Jelovic	5,669	1995-97
5. Andre Sloan El	4,390	2007-2009



Tyler Eckenrode holds Emporia State records for passing yards and touchdowns in a season and career.





# Yearly Leaders




**Rick  
Van Weezel**



**Danny  
Webb**




**Adam  
Hunt**



**John  
Davis**



**Jerry  
Bishop**



**DeAngelo  
Evans**

## Rushing Yards (Average/Game)

2012	Derwin Hall	472 (39.3)
2011	La'Darrian Page	624 (56.7)
2010	Kevin Smart	442 (40.2)
2009	Kevin Smart	634 (63.4)
2008	Andre Sloan El.	439 (43.9)
2007	Seville Ko	681 (61.9)
2006	Seville Ko	798 (72.5)
2005	Seville Ko	559 (62.1)
2004	Lantrez Jones	747 (64.5)
2003	Tyler Paul	1730 (144.2)
2002	Tyler Paul	1435 (119.6)
2001	Shon Wells	588 (58.8)
2000	DeAngelo Evans	1246 (113.3)
1999	Pete Tactikos	451 (45.1)
1998	Brian Shay	2265 (205.9)
1997	Brian Shay	1912 (173.8)
1996	Brian Shay	2103 (191.2)
1995	Brian Shay	678 (61.6)
1994	Quincy Tillmon	598 (99.7)
1993	Rodney Clever	723 (80.3)
1992	Q. Tillmon	1219 (135.4)
1991	Q. Tillmon	1544 (171.6)
1990	Alvester Bobby	914 (130.6)
1989	Alvester Bobby	1508 (116)
1988	Aubrey Dunlap	1162 (105)
1987	Aubrey Dunlap	1587 (144)
1986	David Tryon	1144 (114.4)
1985	David Tryon	1114 (111.4)
1984	David Tryon	694 (69.4)
1983	David Tryon	641 (80.1)
1982	B. Gardenhire	410 (41)
1981	Pat Cisper	440 (44)
1980	Kurt Ream	506 (72.3)
1979	G. Zickefoose	1033 (103.3)
1978	Greg Zickefoose	634
1977	Greg Zickefoose	678
1976	Greg Zickefoose	449
1975	Eric Johnson	470
1973	Abe Welcher	1157
1972	Abe Welcher	954
1968	Charlie Divitto	738

## Rushing TDs

2012	Derwin Hall	8
2011	Dasor Horton	7
2010	Kevin Smart	4
2009	Kevin Smart	11
2008	Andre Sloan El.	6
2007	Seville Ko	5
2006	El Ray Henry	9
2005	Seville Ko	6
2004	Lantrez Jones	5
2003	Tyler Paul	12
2002	Tyler Paul	11
2001	Shon Wells	6
2000	DeAngelo Evans	12
1999	William Fesseh	3
1998	Brian Shay	29
1997	Brian Shay	29
1996	Brian Shay	18
1995	Brian Shay	5
1994	Quincy Tillmon/Sean Ponder	3
1993	John Davis	7
1992	Quincy Tillmon	11
1991	Quincy Tillmon	17
1990	Quincy Tillmon	6
1989	Alvester Bobby	18
1988	Aubrey Dunlap	12
1987	Aubrey Dunlap	13
1986	David Tryon	11
1985	David Tryon	8
1984	David Tryon	4
1983	David Tryon	7
1982	Pat Cisper	7
1981	Pat Cisper	2
1980	Pete Kriewel	4
1979	G. Zickefoose	7
1978	Levy/Zickefoose	3
1977	G. Zickefoose	3
1976	Swafford	2
1975	Eric Johnson	4
1973	Abe Welcher	9
1972	Abe Welcher	11
1968	Charlie Divitto	11

## Passing Yards (Average/Game)

2012	Tyler Eckenrode	3,742 (311.8)
2011	Tyler Eckenrode	2580 (234.5)
2010	Tyler Eckenrode	1158 (128.7)



*David Tryon led ESU in rushing from 1983-86.*

2009	Andre Sloan El	1080 (135.0)
2008	Andre Sloan El	1416 (141.6)
2007	Andre Sloan El	965 (120.6)
2006	Ben Purkepile	1525 (138.6)
2005	Justin Whitworth	1670 (167.0)
2004	Tad Hatfield	3068 (278.9)
2003	Tad Hatfield	2384 (198.7)
2002	Tad Hatfield	1242 (124.2)
2001	Kelton Copeland	1005 (100.5)
2000	Kelton Copeland	1352 (122.9)
1999	Joe Jacobs	2071 (188.3)
1998	Trent Fuller	2114 (192.2)
1997	Pete Jelovic	2422 (220.2)
1996	Pete Jelovic	2127 (193.4)
1995	Sean Ponder	2441 (221.9)
1994	Sean Ponder	1578 (157.8)
1993	Tori Allen	385 (64.2)
1992	Curtis West	1715 (245)
1991	Curtis West	1386 (154)
1990	Tony Phillips	940 (94)
1989	Mike Burch	1123 (112.3)
1988	Mike Burch	1306 (118.7)
1987	Preston Pearson	1235 (112.3)
1986	Randy Becnel	927 (103)
1985	Bob Lee	648 (81)
1984	Preston Pearson	527 (87.8)
1983	Bryan Ferguson	694 (77.1)
1982	Pat Cisper	974 (97.4)
1981	Pat Cisper	773 (77.3)
1980	Pete Kriewel	813 (90.3)
1979	Pete Kriewel	205 (20.5)
1978	Kyle Sanders	614
1977	Bob Ginavan	436
1976	Kyle Sanders	493
1975	Steve Hamilton	1182
1973	Mike White	250
1972	Mike White	858
1969	Bob Janesko	1893
1968	Bob Leahy	1698

## TD Passes

2012	Tyler Eckenrode	29
2011	Tyler Eckenrode	18
2010	Tyler Eckenrode	12
2009	Andre Sloan El	9
2008	Andre Sloan El	10
2007	Andre Sloan El	4
2006	Ben Purkepile	17
2005	Justin Whitworth	13
2004	Tad Hatfield	22
2003	Tad Hatfield	17
2002	Tad Hatfield	7
2001	Kelton Copeland	5
2000	Kelton Copeland	16
1999	Joe Jacobs	25
1998	Trent Fuller	14
1997	Pete Jelovic	15
1996	Pete Jelovic	17
1995	Sean Ponder	19
1994	Sean Ponder	16
1993	Torii Allen	3
1992	Curtis West	16
1991	Curtis West	12
1990	Tony Phillips	7
1989	Mike Burch	9

1988	Mike Burch	17
1987	Preston Pearson	11
1986	Randy Becnel	8
1985	Preston Pearson	6
1984	Preston Pearson	4
1983	Bryan Ferguson	3
1982	Pat Cisper	5
1981	Pat Cisper	7
1980	Pete Kriewel	3
1979	Pete Kriewel	4
1978	Ray Hanson	4
1977	Bob Ginavan	4
1976	Kyle Sanders	2
1975	Steve Hamilton	4
1973	Mike White	3
1972	Mike White	2
1969	Bob Janesko	16
1968	Bob Leahy	17

## Receptions

2012	Shjuan Richardson	84
2011	Ray Ray Davis	50
2010	Shjuan Richardson	28
2009	Danny McEvoy	37
2008	Sean Partridge	35
2007	Sean Partridge	27
2006	Ryan Hulings	38
2005	J.J. Richard	40
2004	J.J. Richard	97
2003	Andre Day	56
2002	Ryan Johnson	38
2001	Ryan Johnson	30
2000	Lester McCoy	52
1999	Lester McCoy	84
1998	Chet Pobolish	54
1997	Pobolish/Vito	46
1996	Troy Maton	46
1995	Jarett Vito	94
1994	Shane Meyer	46
1993	Chris Arndt	18
1992	Wade LeDuc	41
1991	Wade LeDuc	58
1990	Dexter Knight	23
1989	Arnie Burcham	35
1988	Terry White	40
1987	Darren Johnson	63
1986	Darren Johnson	32
1985	Rick Remsberg	22
1984	David Tryon	23
1983	Troy Johnson	23
1982	Monty Smith	18
1981	Jeff Rettinger	29
1980	Lamonica/Rettinger	15
1979	Brian Verbanic	8
1978	Greg Zickefoose	19
1977	Dan Baker	20
1976	William Mustin	19
1975	Tyron Gray	32
1973	John Connell	7
1972	John Connell	23
1969	Bruce Cerone	77
1968	Bruce Cerone	91

## Receiving Yards (Average/Game)

2012	Shjuan Richardson	1,375 (114.6)
2011	Shjuan Richardson	644 (58.5)
2010	Shjuan Richardson	558 (50.7)
2009	Danny McEvoy	617 (56.1)
2008	Sean Partridge	485 (44.1)
2007	Sean Partridge	385 (38.5)
2006	Ryan Hulings	523 (47.5)
2005	J.J. Richard	712 (71.2)
2004	J.J. Richard	1166 (106.0)
2003	J.J. Richard	726 (60.5)
2002	Ryan Johnson	846 (70.5)
2001	Ryan Johnson	493 (44.8)
2000	Lester McCoy	977 (88.8)
1999	Lester McCoy	1277 (116.1)
1998	Lester McCoy	788 (71.6)
1997	Troy Maton	722 (120.3)
1996	Troy Maton	652 (59.3)
1995	Derek Woods	966 (96.6)
1994	Shane Meyer	563 (56.3)
1993	Chris Arndt	228 (28.5)
1992	Wade LeDuc	575 (57.5)
1991	Wade LeDuc	773 (77.3)
1990	Dexter Knight	258 (11.2)
1989	Arnie Burcham	495 (41.3)
1988	Terry White	622 (56.5)
1987	Darren Johnson	686 (62.4)



# Yearly Leaders



1986	Darren Johnson	483 (48.3)
1985	Michael Myers	465 (46.5)
1984	David Tryon	373 (37.3)
1983	Troy Johnson	471 (52.3)
1982	Monty Smith	244 (30.5)
1981	Jeff Rettinger	449 (44.9)
1980	Paul Lamonaca	239 (26.6)
1979	Brian Verbanic	147 (14.7)
1978	Mike Easter	284 (28.4)
1977	Dan Baker	391 (43.4)
1976	Mike Easter	199 (22.1)
1975	Tyron Gray	652 (108.7)
1973	Larry Voorhees	113
1972	John Connell	350
1969	Bruce Cerone	1315
1968	Bruce Cerone	1479

## Receiving Touchdowns

2012	Shjuan Richardson	13
2011	Shjuan Richardson	9
2010	Shjuan Richardson	5
2009	Danny McEvoy	7
2008	Danny McEvoy	6
2007	S.Partridge/M.Fulton/P.Nichols	2
2006	Ryan Hulings/Jermaine Barnett	6
2005	J.J. Richard	8
2004	J.J. Richard	14
2003	Andre Day	7
2002	Ryan Johnson	5
2001	Dan Williams	3
2000	Lester McCoy	10
1999	Lester McCoy	16
1998	Jarett Vito	8
1997	Jarett Vito	7
1996	Troy Maton	5
1995	Derek Woods	8
1994	Shane Meyer	5
1993	J. Davis/D. Frank/R. Clever	1
1992	Wade LeDuc/Anthony Cowins	5
1991	Anthony Cowins	7
1990	LeDuc/Bantz/Van Weezel	2
1989	Annie Burcham	7
1988	White/Strickland	7
1987	Darren Johnson	6
1986	Michael Myers	4
1985	Michael Myers	4
1984	Tryon/Kelly	2
1983	Troy Johnson	3
1982	Gardenhire/Pridey	2
1981	Jeff Rettinger	2
1980	Paul Lamonaca	2
1979	Three	1
1978	Cochran/Dallas	2
1977	Clay Parenti	4
1976	Mustin/Zickefoose	1
1975	T. Gray/D'Aries	2
1973	Connell/Voorhees	2
1972	John Connell	3
1969	Bruce Cerone	13
1968	Bruce Cerone	15

## Field Goals (Attempts)

2012	Derek Jonas	10 (12)
2011	Zak King	6 (11)
2010	Zak King	8 (13)
2009	Dustin Andrews	2 (2)
2008	Matt Perry	5 (8)
2007	Johnny Torres	2 (6)
2006	Jeff Edwards	9 (16)
2005	Jeff Edwards	6 (11)
2004	Justin Gray	20 (26)
2003	Justin Gray	16 (24)
2002	Justin Gray	11 (25)
2001	Justin Gray	11 (14)
2000	Rob Contreras	7 (11)
1999	Rob Contreras	5 (10)
1998	Elias Matsakis	4 (6)
1997	Jim Stewart	4 (7)
1996	Jim Stewart	5 (10)
1995	Scott Bauer	4 (6)
1994	Adam Hunt	5 (8)
1993	Adam Hunt	5 (8)
1992	Adam Hunt	5 (5)
1991	Adam Hunt	3 (7)

1990	Rick VanWeezel	6 (6)
1989	Mike Robertson	7 (12)
1988	Mike Robertson	10 (14)
1987	Robertson/VanWeezel	1 (2)
	Bliss	1 (3)
1986	Eric Bliss	8 (11)
1985	Mike Boumann	5 (8)
1984	Reggie Jones	2 (8)
1983	Martin	1 (3)
1982	Kamran Kotobi	1 (2)
1981	Alan Cress	3 (7)
1980	Dave Winter	1 (2)
	P.Cisper	1 (1)
	B.Kuhlman	1 (7)
1979	Steve Groves	1 (5)
1978	Joe Pipoli	3
1977	Joe Pipoli	4
1975	Joe Pipoli	2 (5)
1973	Gary Hare	7 (11)
1972	Gary Hare	4

## PAT Kicks

2012	Derek Jonas	50-51
2011	Zak King	40-40
2010	Zak King	23-27
2009	Will Maxwell	10-14
2008	Will Maxwell	11-13
2007	Johnny Torres	10-13
2006	Jeff Edwards	36-37
2005	Jeff Edwards	30-30
2004	Justin Gray	31-32
2003	Justin Gray	37-38
2002	Justin Gray	35-37
2001	Justin Gray	32-33
2000	Rob Contreras	36-39
1999	Rob Contreras	30-35
1998	Elias Matsakis	47-54
1997	Jim Stewart	15-27
1996	Jim Stewart	26-32
1995	Scott Bauer	17-25
1994	Adam Hunt	30-31
1993	Adam Hunt	20-24
1992	Adam Hunt	37-37
1991	Adam Hunt	32-32
1990	Rick VanWeezel	7-10
1989	Mike Robertson	44-47
1988	Mike Robertson	34-41
1987	Eric Bliss	13-17
1986	Eric Bliss	25-32
1985	Eric Bliss	9-12
1984	Reggie Jones	10-11
1983	David Allen	8-9
1982	Kamran Kotobi	10-12
1981	Alan Cress	10-11
1980	Dave Winter	4-4
1979	Dave Winter	12-13
1978	Joe Pipoli	10
1977	Joe Pipoli	7
1976	Joe Pipoli	4
1975	Joe Pipoli	5-9
1973	Gary Hare	28-33
1972	Gary Hare	21

## Touchdowns

2012	Shjuan Richardson	13
2011	Shjuan Richardson	9
2010	Shjuan Richardson	5
2009	Kevin Smart	11
2008	Danny McEvoy/Andre Sloan El.	6
2007	Seville Ko	5
2006	ElRay Henry	9
2005	J.J. Richard	8
2004	J.J. Richard	14
2003	Tyler Paul	12
2002	Tyler Paul	11
2001	Josh Sanders	7
2000	DeAngelo Evans	12
1999	Lester McCoy	16
1998	Brian Shay	29
1997	Brian Shay	32
1996	Brian Shay	21
1995	Chet Pobolish/Derek Woods	8
1994	Quincy Tillmon	6
1993	John Davis	8


1992	Quincy Tillmon	12
1991	Quincy Tillmon	19
1990	Quincy Tillmon	6
1989	Alvester Bobby	18
1988	Aubrey Dunlap	12
1987	Aubrey Dunlap	13
1986	David Tryon	14
1985	David Tryon	9
1984	David Tryon	7
1983	David Tryon	8
1982	Cisper/Gardenhire	7
1981	Jeff Rettinger	3
1980	Pete Kriwiell	4
1979	Greg Zickefoose	9
1978	Levy/Zickefoose	4
1977	Greg Zickefoose	5
1976	Greg Zickefoose	3
1975	Johnson/D'Aries	4
1973	Abe Welcher	9
1972	Abe Welcher	10

## 2 point PAT's


2012	NA	0
2011	NA	0
2010	NA	0
2009	Kevin Smart	1
2008	S. Partridge/Tracy Hageman	1
2007	S.Partridge/J. Wieser/E.Runge	1
2006	Ryan Hulings	1
2005	NA	0
2004	NA	0
2003	Tad Hatfield	1
2002	NA	0
2001	NA	0
2000	NA	0
1999	Lester McCoy	2
1998	Brian Shay	1
1997	Jarett Vito	4
1996	Brian Shay	4
1995	Jarett Vito	4
1994	NA	0
1993	Three with	1
1992	Shane Meyer	2
1991	Wade LeDuc	2
1990	LeDuc/Rand	2
1989	Joe Sheble	2
1988	Three with	1
1987	Darren Johnson	4
1986	Myers/Becncl	1
1985	Rick Remsberg	3
1984	Chris Kelly	1
1983	Dean Taylor	1
1982	Bernie Gardenhire	1
1981	NA	0
1980	Pat Cisper	2
1979	Pete Kriwiell	1
1978	Greg Zickefoose	2
1977	Greg Zickefoose	1
1976	NA	0
1975	Robbie Vannaman	1

## Interceptions


2012	Kevin Gaddis	5
2011	Derek Lohmann	8
2010	Derek Lohmann	5
2009	Chris Woods	3
2008	six tied	1
2007	E. Howard/T. Lee	4
2006	Jake Richter	3
2005	Emmanuel Howard	3
2004	Chris Peoples/Matt Peschel	2
2003	Josh Oldfather	4
2002	Josh Williams	3
2001	Dontaye McCoy/Charles Greer	3
2000	Dontaye McCoy	6
1999	Dontaye McCoy	3
1998	Maurice Davis	5
1997	Jerry Bishop	4
1996	Quentin Conner/Chet Pobolish	1
1995	Mike Reese	6
1994	Mike Reese	5
1993	Several	1
1992	Several	1
1991	Shane Mullen	5




**Quincy Tillmon**




**Lester McCoy**



**Trent Fuller**



**Pete Jelovic**



**Jarett Vito**




**Kevin Smart**




# Yearly Leaders




**Derek Lohmann**



**Anthony Cowins**




**Kelly Goodburn**



**Gerard Clemons**



**Brett Oberzan**



**Dennis Ford**

1990	Shane Mullen	5
1989	Brett Oberzan	6
1988	Strotkamp/Ridgeway	2
1987	Strotkamp/Robertson	6
1986	Shannon Wright	5
1985	Tarodeny Robertson	4
1984	Jimmy Holm	8
1983	Kelly Nusser	9
1982	Dave Robertson	5
1981	Cotman/Schlessner	3
1980	Nusser/Verbenec	2
1979	Winfred Dallas	3
1978	Henry/Hunt	4
1977	Four	2
1976	Steve Henry	5
1975	Berner	3
1972	Ternes/Wal/Blackwell	3

## Punting Average

2012	Derek Jonas	35.2
2011	Tyler Chilson	39.3
2010	Tyler Chilson	40.4
2009	Tyler Chilson	39.7
2008	Johnny Torres	39.2
2007	Johnny Torres	35.3
2006	Johnny Torres	36.2
2005	Johnny Torres	35.6
2004	Taylor Williams	37.4
2003	Mike Servis	35.9
2002	Mike Servis	34.7
2001	Pat Amon	41.9
2000	Pat Amon	36.8
1999	Pat Amon	37.1
1998	Trent Fuller	36.4
1997	Elias Matsakis	30.1
1996	Elias Matsakis	35.2
1995	Dustin Curry	37.9
1994	Adam Hunt	37.5
1993	Adam Hunt	35.6
1992	Adam Hunt	38.1
1991	Matt Miller	34.4
1990	Rick VanWeezel	33.5
1989	Allen Martin	33.8
1988	Allen Martin	36.8
1987	Chris McCartney	30.9
1986	Chris McCartney	33.2
1985	Chris McCartney	32.1
1984	Kelly Goodburn	40.8
1983	Bryan Ferguson	37.9
1982	Bryan Ferguson	37.9
1981	Pat Cisper	35.1
1980	Tony Mann	37.5
1979	Pat Cisper	34.8
1978	David Winter	37.3
1977	Scott Scurlock	35.1
1976	Bill Coffman	34.6
1975	Tyron Gray	38.1

## Punt Return Average Yards

2012	Kevin Gaddis	15.4
2011	Kevin Gaddis	10.4
2010	Shjuan Richardson	1.9
2009	Shjaun Richardson	13.0
2008	Sean Partridge	18.3
2007	Jake Richter	6.5
2006	Ryan Hulings	13.5
2005	Ryan Hulings	13.6
2004	Ryan Hulings	12.8
2003	Josh Oldfather	7.1
2002	Josh Oldfather	8.3
2001	Jason Kennedy	10.2
2000	Andre Day	9.5
1999	Lester McCoy	11.0
1998	Jarett Vito	10.7
1997	Chet Pobolish	10.3
1996	Chet Pobolish	11.9
1995	Chet Pobolish	11.7
1994	Dustin Frank	5.6
1993	Dustin Frank	9.1
1992	Andy Bantz	27.1
1991	Anthony Cowins	6.5
1990	Anthony Cowins	19
1989	Dexter Knight	14.2
1988	Terry White	14.1
1987	Terry White	10.9

1986	Shannon Wright	11.4
1985	Otis Moon	14.1
1984	Jimmy Holm	13
1983	James Busby	15
1982	Dow Pridey	7.3
1981	Paul Lamonaca	8.3
1980	Jeff Rettinger	8.2
1979	Calvin	15.5
1978	Mike Rhodes	15.7
1977	Greg Zickefoose	7.9
1976	Greg Zickefoose	14.4
1975	Brooks	7.2
1969	Erv Bott	21.7

## Kick Return Average Yards

2012	Jeff Richards	22.1
2011	La'Darrian Page	22.0
2010	Derwin Hall	24.4
2009	La'Darrian Page	22.0
2008	Brian Murphy	19.9
2007	Jake Lynch	19.2
2006	Ryan Hulings	22.5
2005	Ryan Hulings	22.3
2004	Ryan Hulings	19.2
2003	Josh Oldfather	19.5
2002	Ryan Hulings	25.5
2001	Kaylon Price	24.8
2000	DeAngelo Evans	18.6
1999	Ryan Johnson	19.0
1998	Gerard Clemons	32.1
1997	Brian Shay	25.2
1996	Brian Shay	22.7
1995	Troy Maton	29
1994	Tabora Ward	31.5
1993	Doug Jefferson	22.8
1992	Anthony Cowins	59.7
1991	Anthony Cowins	42.2
1990	Anthony Cowins	24.6
1989	Tim Ridgeway	37.62
1988	Terry White	28.3
1987	Matt Koehler	23
1986	Darren Johnson	27.7
1985	Otis Moon	22.6
1984	Jimmy Holm	20.4
1983	Kevin Connor	21.5
1982	Bernie Gardenhire	21
1981	Jeff Rettinger	24
1980	Jeff Rettinger	24.4
1979	Greg Zickefoose	28.5
1978	Greg Hanna	21
1977	Greg Zickefoose	26.5



*Tyler Chilson led ESU in punting for three straight years.*

1976	Steve Henry	48.3
1975	Mike Pettay	21.7

## All-Purpose Yards (Ave/Game)

2012	Shjuan Richardson	1,375 (119.8)
2011	La'Darrian Page	1212 (110.2)
2010	Shjuan Richardson	748 (68.0)
2009	La'Darrian Page	1007 (100.7)
2008	Sean Partridge	839 (76.3)
2007	Seville Ko	787 (71.5)
2006	Ryan Hulings	1585 (144.1)
2005	Ryan Hulings	1616 (161.6)
2004	Ryan Hulings	1410 (128.2)
2003	Tyler Paul	1780 (148.3)
2002	Ryan Johnson	1770 (147.5)
2001	Ryan Johnson	1151 (104.6)
2000	DeAngelo Evans	1395 (126.8)
1999	Lester McCoy	1323 (120.3)
1998	Brian Shay	2819 (256.3)
1997	Brian Shay	2723 (247.5)
1996	Brian Shay	2738 (248.9)
1995	Chet Pobolish	1349 (122.6)
1994	Quincy Tillmon	839 (139.8)
1993	John Davis	796 (79.6)
1992	Quincy Tillmon	1299 (144.3)
1991	Quincy Tillmon	1616 (179.6)
1990	Alvester Bobby	915 (130.7)
1989	A. Bobby	1566 (120.5)
1988	Aubrey Dunlap	1203 (109.4)
1987	Aubrey Dunlap	1593 (144.8)
1986	David Tryon	1345 (134.5)
1985	David Tryon	1263 (126.3)
1984	David Tryon	1067 (106.7)
1983	David Tryon	826 (103.3)
1982	Bernie Gardenhire	851 (85.1)
1981	Jeff Rettinger	979 (97.9)
1980	Jeff Rettinger	816 (81.6)
1979	Greg Zickefoose	1590 (159)

## Total Offense (Average/Game)

2012	Tyler Eckenrode	3742 (328.3)
2011	Tyler Eckenrode	2863 (260.3)
2010	Tyler Eckenrode	1339 (148.8)
2009	Andre Sloan El	1340 (167.5)
2008	Andre Sloan El	1855 (185.5)
2007	Andre Sloan El	1195 (149.4)
2006	Ben Purkeypile	1525 (123.5)
2005	Justin Whitworth	1856 (185.6)
2004	Tad Hatfield	2943 (267.5)
2003	Tad Hatfield	2362 (196.8)
2002	Tyler Paul	1435 (119.6)
2001	Kelton Copeland	1432 (143.2)
2000	Kelton Copeland	1925 (175.0)
1999	Joe Jacobs	2512 (228.4)
1998	Trent Fuller	2316 (210.5)
1997	Pete Jelovic	2273 (206.6)
1996	Brian Shay	2103 (191.2)
1995	Sean Ponder	2487 (226.1)
1994	Sean Ponder	1464 (146.4)
1993	Rodney Clever	723 (80.3)
1992	Curtis West	1663 (237.6)
1991	Quincy Tillmon	1544 (171.6)
1990	Alvester Bobby	915 (130.7)
1989	Mike Burch	1807 (180.7)
1988	Mike Burch	2214 (201.3)
1987	Aubrey Dunlap	1593 (144.8)
1986	David Tryon	1397 (139.7)
1985	David Tryon	1263 (126.3)
1984	David Tryon	1067 (106.7)
1983	David Tryon	826 (103.3)
1982	Pat Cisper	1405 (140.5)
1981	Pat Cisper	1228 (122.8)
1980	Pete Kriewel	1091(121.2)
1979	Greg Zickefoose	1095 (109.5)

## Tackles

2012	Ben Carlson	112
2011	Ben Carlson	85
2010	Michael Luthi	61
2009	Katrel Larkins	83
2008	Katrel Larkins	80
2007	Jake Richter	89
2006	Jake Richter	83
2005	Troy Johnson	64
2004	Chris Peoples	87



# Hornets in the NFL/Yearly Leaders



## HORNETS IN THE NFL



Former Hornet John Davis is one of 20 Hornets with National Football League experience (photo by Getty Images).

### Adam Schiltz, TE

Houston Texans 2013

### Harold Ayodele, DL

Kansas City Chiefs 2011

### Brian Shay, RB

Kansas City Chiefs 1999

### John Davis

Dallas Cowboys - 1995

Tampa Bay Buccaneers - 1997-99

Minnesota Vikings - 2000

Chicago Bears - 2001-2002

### Leon Lett

Dallas Cowboys - 1995

Denver Broncos - 2001

### Kelly Goodburn

Kansas City Chiefs - 1987-90

Washington Redskins - 1990-93

### Steve Henry

St. Louis Cardinals - 1979

Baltimore Colts - 1980

New York Giants - 1981

### Mike Denimarck

Detroit Lions - 1973

### John Lohmeyer

Kansas City Chiefs - 1973, 75-77

### Bob Clements

New England Patriots - 1972

### Bob Leahy

Pittsburg Steelers - 1971

### Bill Danenhauer

Denver Broncos - 1960

Boston Patriots - 1960

### Wendell Goldsmith

New York Giants - 1940

### Harry Kline

New York Giants - 1939-40, 42

### Jim Fraley

New York Giants - 1936

### George Munday

Cleveland Indians - 1931

New York Giants - 1931-32

Cincinnati Reds - 1933-34

St. Louis Gunners - 1934

### Dale Burnett

New York Giants - 1930-39

### Glen Campbell

New York Giants - 1929-33

Pittsburg Pirates - 1935

2003	Brad Johnson	94
2002	Dusty Delaney	92
2001	Chad Pratz	103
2000	Dontaye McCoy	101
1999	Lucas Boss	113
1998	Leon Brigham	114
1997	Shane McBride	166
1996	Shane McBride	89
1995	Mike Reese	88
1994	Greg Harvey	82
1993	Greg Harvey	109
1992	Jeff Bruce	116
1991	Jeff Bruce	79
1990	Matt Koehler	119
1989	Matt Koehler	141
1988	Matt Koehler	110
1987	Mark Rowe	134
1986	Dennis Ford	112
1985	Dennis Ford	120
1984	Jimmy Holm	104
1983	Mike Garrett	86
1982	Bob Higgins	114
1981	Bart Kuhlman	112
1980	Bart Kuhlmann	108
1979	Rod Pauls	105
1978	Charlie Golder	137

### Tackles for Loss (Yards)

2012	Aaron Matthews	9.0 (42)
2011	Kennedy Ezimako	9.0 (39)
2010	Daniel Webb	16.0 (69)
2009	Daniel Webb	7.5 (30)
2008	Bryan Tarkington	12.0 (34)
2007	Blake Ringwall	11.0 (47)
2006	A.J. Franklin	10.5 (39)
2005	Matt Demicoli	7.0 (18)
2004	Adam Melichar	11.5 (66)
2003	Phillip Mabion	14 (61)
	Josh Kohlmeier	14 (43)
2002	Philip Mabion	22 (100)
2001	Dontaye McCoy	11 (27)
2000	Dontaye McCoy	14 (58)
1999	Max McCoy	15 (60)
1998	Leon Brigham	21 (43)
1997	Shane McBride	28 (108)
1996	Gerard Clemons	12 (57)
1995	Patrick Cook	11 (41)
	Robert Trujillo	11 (27)
1994	Erich Stephen	5 (16)
1993	Greg Harvey	18 (59)
1992	Karl Burrell	12 (64)
1991	Derek Hammes	7 (20)


### Sacks (Yards)

2012	Aaron Matthews	4.0 (29)
2011	Kennedy Ezimako	5.0 (30)
2010	Daniel Webb	8.5 (49)
2009	Daniel Webb	4.0 (25)
2008	Angelo Webb	4.5 (23)
2007	Blake Ringwall	4.5 (35)
	Lance Claibourn	4.5 (29)
2006	A.J. Franklin	3.5 (25)
2005	A.J. Franklin	2.0 (7)
2004	Adam Melichar	9.0 (68)
2003	Phillip Mabion	4.5 (40)
2002	Philip Mabion	10.5 (79)
2001	Philip Mabion	3 (32)
2000	D. McCoy	4 (32)
	S. Robedeau	4 (29)
1999	Max McCoy	7.5 (53)
1998	Gerard Clemons	6 (41)
1997	Gerard Clemons	6 (63)
1996	G. Clemons	4 (42)
	B. Griffith	4 (33)
1995	Patrick Cook	12 (82)
1994	E. Stephen	6 (39)
	S. Robinson	6 (2)
1993	Jason Brown	4 (22)
1992	Karl Burrell	12 (76)
1991	Karl Burrell	6 (45)
1990	Derrick Hammes	5
1989	Greg Jones	6
1988	Matt Koehler	5.5
1987	Chris McCartney	5
1986	Phillips/McManus	4

1985	Several	4
1984	Ernest Bradley	6
1983	Garrett/Redpath	2
1982	John Arcidiacono	4
1981	Geoff Perkins	4
1980	Dywane Canady	4
1979	Doug Stewart	3
1978	Joe Allard	4

### Fumble Recoveries (Yards)

2012	Ben Carlson	3 (41)
2011	Wayne Burgess	4 (0)
2010	Seven Tied	1 (41)
2009	Nathan Linsey/Vince Harris	3 (0)
2008	Four Tied	2 (0)
2007	Several	1 (0)
2006	Matt Demicoli/Junis McDowell	2 (0)
2005	Matt Demicoli	2 (0)
2004	Jared Swafford	3 (12)
2003	Justin Kohlmeier	2 (0)
2002	Eddie Reynolds	2 (0)
2001	Charles Greer	3 (0)
2000	Brian Matzke	2
	Dontaye McCoy	2
1999	Jamaal Lee	2 (0)
1998	Maurice Davis	2 (20)
	Fred Johnson	2 (29)
1997	Shane McBride	4 (0)
1996	Leon Brigham	2 (0)
1995	Bowman/Bruckerhoff	2
	Hollyfield/Shay	2
1994	Several	1
1993	Chris Montgomery	3
1992	John Clark	3
1991	Shane Mullen/Gerald Higgins	2
1990	Corey Jones	3
1989	Matt Koehler	3
1988	Billy Shriver	3
1987	McCartney/Robertson/Johnson	2
1986	Marc Rowe	3
1985	Scott Redpath/Brent Cottrell	3
1984	Jimmy Holm/Todd Heitschmidt	2
1983	Tyrone Bolden/Mike Garrett	2
1982	Oshel/Piel	3
1981	Higgins	4
1980	Oshel/Knipper/E. Martin	2
1979	Several	2
1978	Hamilton	6



**Matt Koehler**




**Sean Ponder**



**David Tryon**



**Mike Burch**



**Pete Jelovic**



**Chet Pobolish**



# Recent Hornet Greats



## BRIAN SHAY, 1995-98

**1998**  
**Harlon Hill**  
**Winner**  
**1st-Team**  
**All-American**  
**1st-Team All-MIAA**

**1997**  
**Harlon Hill**  
**Runner-Up**  
**1st-Team**  
**All-American**  
**MIAA Offensive MVP**

**1996**  
**Harlon Hill**  
**Candidate**  
**1st-Team**  
**All-American**  
**1st-Team All-MIAA**

### NCAA ALL DIVISION RECORDS

- Most Career Games of 200 yards or more rushing -- 15
- Most All-Purpose Yards in a Career -- 9,301

### NCAA II RECORDS

- Career Rushing Yards -- 6,958 (2nd All-Time)
- Most All-Purpose Yards in a Season -- 2,819, 1998
- Most All-Purpose Yards by two players on the same team in a season -- Shay and Chet Pobolish, 4,112 yards, 1996.
- Most Rushing Yards in a Half --226 vs. CMSU, 1996.
- Most Points scored by two players on the same team in a season -- Shay and Jarett Vito, 266, 1997.
- Most TDs scored by two players on the same team in a season -- Shay and Jarett Vito, 42, 1997. (Ties mark set by Heath Sherman and Johnny Bailey of Texas A & M-Kingsville, 1986.)

### TEAM-BY-TEAM CAREER TOTALS


Opp. G Att. Yds. TD

Friends	1	6	47	0
Wayne State	1	23	190	2
NW Oklahoma	1	19	107	1
North Dakota State	1	21	224	2
Ft. Hays State	4	70	451	7
Pittsburg State	4	91	482	4
Southwest Baptist	4	91	686	11
Truman State	4	105	585	6
Missouri Western	4	84	669	4
Missouri Southern	4	99	655	8
Central Missouri	4	101	744	9
Washburn	4	112	1,010	10
Missouri-Rolla	4	84	643	12
NW Missouri	4	96	464	5
<b>Totals</b>	<b>44</b>	<b>1,007</b>	<b>6,958</b>	<b>81</b>

- 1. Brian Shay, ESU (88) . . . . . 303**
2. Corte McGuffey, N. Colorado (9) . . . . . 118
3. Jeff Fox, Grand Valley State (2) . . . . . 76
4. Damian Beane, Shepherd (6) . . . . . 70
5. Reggie Donner, C. Oklahoma (2) . . . . . 36
- Damon Thompson, Virginia State (5) . . . . . 36
7. Kevin Daft, UC-Davis (1) . . . . . 35
8. Anthony Giovingo, UA-Monticello (2) . . . . . 18

### 1998 HARLON HILL AWARD VOTE TOTALS

(First place votes in parenthesis)



## DONTAYE MCCOY, 1999-2002

**2002**  
**Harlon Hill**  
**Candidate**  
**1st-Team**  
**All-American**  
**MIAA Defensive MVP**

**2001**  
**2nd-Team**  
**All-American**  
**1st-Team**  
**All-MIAA**

**2000**  
**2nd-Team**  
**All-American**  
**1st-Team**  
**All-MIAA**

**1999**  
**2nd-Team**  
**All-MIAA**

- McCoy was the first Hornet to earn at least second team All-MIAA honors in each of his four years.

- McCoy was named to an unprecedented five All-American teams following his senior season:

- AP Little All-American
- AFCA All-American
- CoSIDA All-American
- Don Hansen's Football Gazette All-American
- D2Football.com All-American

### CAREER TACKLES (SINCE 1978)


1. Matt Koehler . . . . .	413	1986-90
2. Gerard Clemons . . . . .	378	1996-99
3. Dennis Ford . . . . .	358	1983-86
<b>4. Dontaye McCoy . . . . .</b>	<b>341</b>	<b>1999-02</b>
5. Bart Kuhlman . . . . .	333	1978-81

### CAREER INTERCEPTIONS

1. Kelly Nusser . . . . .	14	1980-83
<b>2. Dontaye McCoy . . . . .</b>	<b>13</b>	<b>1999-02</b>
3. Mike Reese . . . . .	11	1994-95



# Recent Hornet Greats



## TYLER PAUL, 2000-03

**2003**  
**Harlon Hill Candidate**  
**1st-Team**  
**All-American**  
**1st-Team All-MIAA**  
**Academic All-American**  
**of the Year**

**2002**  
**Harlon Hill Candidate**  
**1st-Team**  
**All-American**  
**MIAA Offensive MVP**

### 2003 - SENIOR SEASON

- Ken B. Jones winner as outstanding male student-athlete in the MIAA.
- CoSIDA Academic All-American of the Year.
- First-team All-American
- Leading rusher in the MIAA with 1,730 yards.
- MIAA season high 311 yards rushing vs. Truman.
- Harlon Hill Candidate

### 2002 - JUNIOR SEASON

- Leading rusher in the MIAA with 1,435 yards.
- First-team CoSIDA Academic All-American

### ESU CAREER RUSHING LEADERS

1. Brian Shay	6,958	1995-98
2. Quincy Tillmon	4,141	1990-94
3. Tyler Paul	3,798	2000-03
4. David Tryon	3,593	1983-86
5. Abe Welcher	3,198	1972-74

### ESU SINGLE SEASON RUSHING LEADERS

1. Brian Shay	2,265	293/7.70	1998
2. Brian Shay	2,103	342/6.10	1996
3. Brian Shay	1,912	269/7.40	1997
4. Tyler Paul	1,730	345/5.00	2003
5. Aubrey Dunlap	1,587	313/5.10	1987
6. Quincy Tillmon	1,544	259/6.00	1991
7. Tyler Paul	1,435	305/4.70	2002

## 21ST CENTURY HORNET ALL-AMERICANS AND FIRST TEAM ALL-MIAA

### AP LITTLE ALL-AMERICAN

- 2010-- Daniel Webb, DL (2nd)
- 2004-- Justin Gray, K (2nd)
- 2002-- Dontaye McCoy, SS (1st)

### AFCA ALL-AMERICAN

- 2010-- Daniel Webb, DL (1st)
- 2002-- Dontaye McCoy, SS (1st)

### CoSIDA ALL-AMERICAN

- 2012-- Adam Schiltz, TE (2nd)
- 2003-- Tyler Paul, RB (2nd)
- Justin Gray, K (2nd)
- 2002-- Dontaye McCoy, SS (1st)
- 2001-- Dontaye McCoy, SS (2nd)

### D2Football.com ALL-AMERICAN

- 2012-- Adam Schiltz, TE (1st)
- 2004-- J.J. Richard, WR (HM)
- 2003-- Tyler Paul, RB (HM)
- 2002-- Dontaye McCoy, SS (1st)

### FOOTBALL GAZETTE NCAA II ALL-AMERICAN

- 2012-- Adam Schiltz, TE (2nd)
- Shjuan Richardson, WR (3rd)
- Ben Carlson, LB, (HM)
- 2011-- Derek Lohmann, DB (2nd)
- 2010-- Daniel Webb, DL (2nd)
- 2003-- Tyler Paul, RB (1st)
- Andy Bandstra, OL (3rd)
- 2001-- Dontaye McCoy, SS (1st)
- Eric Martin, OL (HM)
- 2001-- Dontaye McCoy, SS (HM)
- 2000-- DeAngelo Evans, RB (2nd)
- Lester McCoy, WR (3rd)
- Dontaye McCoy, SS (HM)

### CoSIDA ACADEMIC ALL-AMERICAN

- 2012-- Ben Carlson, LB (1st)
- 2003-- Brad Johnson, DB (1st)
- \*Tyler Paul, RB (1st)
- \*Academic All-America of the Year
- 2002-- Tyler Paul, RB (1st)
- 2001-- Pat Amon, P (2nd)

### CoSIDA/ALL-REGION

- 2012-- Adam Schiltz, TE (1st)
- Shjuan Richardson, WR (1st)
- Ben Carlson, LB (2nd)
- 2011-- Derek Lohmann, DB (2nd)
- 2004-- J.J. Richard, WR (1st)
- 2003-- Tyler Paul, RB (1st)
- Andy Bandstra, OL (1st)
- Justin Gray, K (1st)
- 2002-- Dontaye McCoy, SS (1st)
- Eric Martin, OL (2nd)
- 2001-- Dontaye McCoy, SS (1st)
- Pat Amon, P, (2nd)
- 2000-- Lester McCoy, WR (1st)
- Dontaye McCoy, SS (1st)

### FIRST TEAM ALL-MIAA

- 2012-- Shjuan Richardson, WR
- Adam Schiltz, TE
- Ben Carlson, LB
- 2011-- Derek Lohmann DB
- 2010-- Daniel Webb, DL
- 2006-- Brandon Stribling, DB
- 2005-- Adam Melichar, LB
- 2004-- J. J. Richard, WR
- Adam Melichar, DE
- 2003-- Tyler Paul, RB
- Andy Bandstra, OL
- Justin Gray, K
- Brad Johnson, DB
- 2002-- Dontaye McCoy, DB
- Louis Lamb, TE
- Eric Martin, OL
- 2001-- Dontaye McCoy, DB
- Pat Amon, P
- 2000-- Lester McCoy, WR
- Dontaye McCoy, SS



# Hornets in the Postseason

## EMPORIA STATE POSTSEASON GAMES

### NCAA PLAYOFFS

2003 at Winona State 10, Emporia State 3

### KANZA BOWL

2012 Emporia State 45, TAMU-Kingsville 38

### MINERAL WATER BOWL

2002 Emporia State 34, Winona State 27 OT

1958 Lincoln 21, Emporia State 0

### NAIA PLAYOFFS

1987 Cameron 17, at Emporia State 12

1988 Adams State 14, at Emporia State 10

1989 at Emporia State 32, Harding 9

Emporia State 51, at Adams State 44

\*at Carson-Newman 34, Emporia State 20

(National Championship game)

### MISSOURI-KANSAS BOWL

1948 Emporia State 34, SW Missouri 20

### BOOT HILL BOWL

1972 William Penn 17, Emporia State 14



Quarterback Mike Burch led ESU in all-purpose yards as ESU advanced to the 1989 NAIA championship game.

## ASSOCIATED PRESS ALL-AMERICANS

### FIRST TEAM

Dontaye McCoy	SS	2002
Brian Shay	RB	1998
John Hesse	OL	1998
Brian Shay	RB	1997
Brian Shay	RB	1996
Quincy Tillmon	RB	1991
Bruce Cerone	SE	1969
Bruce Cerone	SE	1968
Keith Caywood	RB	1941
Shorty Long	G	1940
James Fraley	FB	1935

### SECOND TEAM

Daniel Webb	DE	2010
Justin Gray	K	2004
Lester McCoy	WR	1999
Wade LeDuc	TE	1991
Chuck Sanger	E	1950
Harry Kline	E	1937

### HONORABLE MENTION

Chet Duncan	DT	1950
Bob Shepler	RB	1950
Keith Caywood	RB	1940
Cecil Dryer	T	1935
Harry Kline	E	1935



Defensive end Daniel Webb earned first-team AFCA All-American honors as a senior in 2010.



# Hornets in the Postseason



## CONFERENCE CHAMPIONSHIPS

### MID-AMERICA INTERCOLLEGIATE CONFERENCE

2003 9-3

### CENTRAL STATES INTERCOLLEGIATE CONFERENCE

1989 10-3-0

### GREAT PLAINS ATHLETIC CONFERENCE

1973 7-2-0

1972 7-4-0

### CENTRAL INTERCOLLEGIATE CONFERENCE

1952 7-3-0

1951 5-3-1

1950 6-2-1

1948 8-2-0

1947 7-1-1

1929 6-2-0

1927 7-0-1

### KANSAS CONFERENCE

1926 7-0-0

1916 6-3-1

1915 5-2-2

## Last time

### ESU reached NCAA Playoffs

ESU reached the NCAA Division II Playoffs in 2003. The Hornets held a 3-0 lead at the half before Winona State scored 10 unanswered points to grab a 10-3 victory. Tyler Paul rushed for 107 yards and Tad Hatfield passed for 150 yards.

## Last time

### ESU won in the post-season

Tyler Eckenrode threw a school record five touchdowns as #24 Emporia State defeated Texas A&M-Kingsville 45-38 in the 2012 and final edition of the Kanza Bowl. The Hornets finished the season 10-2, their first ten win season since 1989. Eckenrode was named MVP for the Hornets after going 25 of 32 for 303 yards and a school record five touchdowns. Shjuan Richardson had six catches for 193 yards and two touchdowns while Adam Schiltz caught eight passes for 65 yards and three scores.



ESU Runningback Brian Shay rushed his way to the Harlon Hill Trophy and NCAA Division II Player of the Year in 1998.

## HORNET NATIONAL AWARDS

### HARLON HILL AWARD

1998 Brian Shay, RB

### NCAA II NATIONAL PLAYER OF THE YEAR

1998 Brian Shay, RB

### NAIA NATIONAL COACH OF THE YEAR

1989 Larry Kramer



Hornet Kicker Justin Gray kicked a 28-yard field goal with two seconds remaining on the clock to send the 2002 Mineral Water Bowl to overtime. ESU went on to win the ball game in overtime by a score of 34-27.



# Honors and Awards


## ALL-AMERICANS AT EMPORIA STATE




**Clifford Hodrick**  
NAIA All-American



**Brian Shay**  
AP All-American  
1996-98




**Bruce Cerone**  
AP All-American  
1968-69



**Alvester Bobby**  
NAIA All-American  
1989-90



**John Heese**  
AP All-American  
1998



**Wade LeDuc**  
AP All-American  
1991

### AP Little All-American

#### First Team

Dontaye McCoy .SS . . . . . 2002  
Brian Shay . . . . . RB . . . . . 1998  
John Hesse . . . . . OL . . . . . 1998  
Brian Shay . . . . . RB . . . . . 1997  
Brian Shay . . . . . RB . . . . . 1996  
Quincy Tillmon . .RB . . . . . 1991  
Bruce Cerone . . .SE . . . . . 1969  
Bruce Cerone . . .SE . . . . . 1968  
Keith Caywood . .RB . . . . . 1941  
Shorty Long . . .G . . . . . 1940  
James Fraley . . .FB . . . . . 1935

#### Second Team

Daniel Webb . . .DE . . . . . 2010  
Justin Gray . . .PK . . . . . 2004  
Lester McCoy . .WR . . . . . 1999  
Wade LeDuc . . .TE . . . . . 1991  
Chuck Sanger . . .E . . . . . 1950  
Harry Kline . . . .E . . . . . 1937

#### Honorable Mention

Chet Duncan . . .DT . . . . . 1950  
Bob Shepler . . .RB . . . . . 1950  
Keith Caywood . .RB . . . . . 1940  
Cecil Dryer . . . .T . . . . . 1935  
Harry Kline . . . .E . . . . . 1935

### AFCA All-American

#### First Team

Daniel Webb . . .DE . . . . . 2010  
Dontaye McCoy .SS . . . . . 2002  
Brian Shay . . . .RB . . . . . 1998

### Sport Pictorial Little All-American

John Strube . . . . . 1932

### American Football Quarterly All-American

#### First Team

Brian Shay . . . .RB . . . . . 1997  
Brian Shay . . . .RB . . . . . 1996  
Jarett Vito . . . .WR . . . . . 1995

### Collyer's Eye All-American

#### First Team

Shorty Long . . .G . . . . . 1940  
**Honorable Mention**  
Dennis Ford . . .LB . . . . . 1986  
David Tryon . . .RB . . . . . 1986  
Shannon Wright .DB . . . . . 1986  
Dirk Wedd . . . .C . . . . . 1974  
Paul Motosko . . .DT . . . . . 1973  
Keith Caywood . .RB . . . . . 1940

### CoSIDA All-American

#### First Team

Dontaye McCoy .SS . . . . . 2002  
Brian Shay . . . .RB . . . . . 1998  
John Hesse . . . .RB . . . . . 1998  
Brian Shay . . . .RB . . . . . 1997  
Brian Shay . . . .RB . . . . . 1996  
Quincy Tillmon . .RB . . . . . 1991

#### Second Team

Adam Schiltz . . .TE . . . . . 2012  
Tyler Paul . . . .RB . . . . . 2003  
Justin Gray . . . .K . . . . . 2003  
Dontaye McCoy .SS . . . . . 2001  
Dontaye McCoy .SS . . . . . 2000  
Lester McCoy . .WR . . . . . 1999

### Hansen's

### NCAA II All-American

#### First Team

Tyler Paul . . . .RB . . . . . 2003  
Dontaye McCoy .SS . . . . . 2001  
Brian Shay . . . .RB . . . . . 1998  
Brian Shay . . . .RB . . . . . 1997  
Brian Shay . . . .RB . . . . . 1996

#### Second Team

Adam Schiltz . . .TE . . . . . 2012  
Derek Lohmann . .S . . . . . 2011  
DeAngelo Evans .RB . . . . . 2000  
Lester McCoy . .WR . . . . . 1999

#### Third Team

Shjuan Richardson WR . . . . . 2012  
Andy Bandstra . .OL . . . . . 2003  
Lester McCoy . .WR . . . . . 2000  
John Hesse . . .OL . . . . . 1998  
Lynn Langvardt .OL . . . . . 1996

#### Honorable Mention

Ben Carlson . . .LB . . . . . 2012  
Eric Martin . . .OL . . . . . 2001  
Dontaye McCoy .SS . . . . . 2001  
Dontaye McCoy .SS . . . . . 2000  
Max McCoy . . .DL . . . . . 1999  
Gerard Clemons .LB . . . . . 1999  
Jarett Vito . . .WR . . . . . 1995  
Mike Reese . . .DB . . . . . 1995  
Adam Hunt . . .PK . . . . . 1992  
Wade LeDuc . . .TE . . . . . 1992  
Quincy Tillmon . .RB . . . . . 1992

### D2Football.com All-American

#### First Team

Adam Schiltz . . .TE . . . . . 2012  
Dontaye McCoy .SS . . . . . 2002

#### Honorable Mention

J.J. Richard . . .WR . . . . . 2004  
Tyler Paul . . . .RB . . . . . 2003

### NAIA All-American

#### First Team

Quincy Tillmon . .RB . . . . . 1991  
Matt Koehler . . .LB . . . . . 1989  
Clifford Hodrick .OL . . . . . 1988  
Mike Denimarck .LB . . . . . 1973  
John Lohmeyer . .DE . . . . . 1972  
Bruce Cerone . . .E . . . . . 1969  
Bruce Cerone . . .E . . . . . 1968

#### Second Team

Wade LeDuc . . .TE . . . . . 1991  
Alvester Bobby . .RB . . . . . 1990  
Matt Koehler . . .LB . . . . . 1990  
Alvester Bobby . .RB . . . . . 1989  
Monte Boots . . .DL . . . . . 1989  
Aubrey Dunlap . .RB . . . . . 1988  
Darren Johnson .WR . . . . . 1987  
Jim Holm . . . .DB . . . . . 1984  
Abe Welcher . . .RB . . . . . 1973

#### Honorable Mention

Kevin Sterba . . .OL . . . . . 1991  
C. Mathews . . .LB . . . . . 1990  
Mark Pate . . . .OL . . . . . 1990  
Ross Wright . . .DB . . . . . 1990  
Leon Lett . . . .DL . . . . . 1989  
Brett Oberzan . .DB . . . . . 1989

Tim Ridgeway . .DB . . . . . 1989  
John Waldeck . .OL . . . . . 1989  
Matt Koehler . . .LB . . . . . 1988  
Aubrey Dunlap . .RB . . . . . 1987  
C. Hodrick . . .OL . . . . . 1987  
Dennis Ford . . .LB . . . . . 1986  
David Tryon . . .RB . . . . . 1986  
Bob Higgins . . .LB . . . . . 1982  
Dale Peterson . .OL . . . . . 1979  
Greg Zickefoose .RB . . . . . 1979  
Steve Henry . . .DB . . . . . 1978  
Charlie Divitto . .RB . . . . . 1968  
Bob Leahy . . . .QB . . . . . 1968  
Bill Culver . . . .DB . . . . . 1967

### CoSIDA

### Academic All-American

#### First Team

Ben Carlson . . .LB . . . . . 2012  
Tyler Paul . . . .RB . . . . . 2003

Academic All-American of the Year

Brad Johnson . .DB . . . . . 2003  
Tyler Paul . . . .RB . . . . . 2003  
Tyler Paul . . . .RB . . . . . 2002  
Tom Lingg . . . .OL . . . . . 1979

#### Second Team

Pat Amon . . . .P . . . . . 2001  
Mike Reese . . .DB . . . . . 1995  
Dave Robertson .DB . . . . . 1982  
Mike White . . .QB . . . . . 1973  
Bruce Buchanan .OL . . . . . 1972

### CoSIDA


### All-Midwest Region

#### First Team


Adam Schiltz . . .TE . . . . . 2012  
Shjuan Richardson WR . . . . . 2012  
Justin Gray . . .PK . . . . . 2004  
Tyler Paul . . . .RB . . . . . 2003  
Andy Bandstra . .OL . . . . . 2003  
Justin Gray . . . .K . . . . . 2003  
Dontaye McCoy .SS . . . . . 2002  
Dontaye McCoy .SS . . . . . 2001  
Lester McCoy . .WR . . . . . 2000  
Dontaye McCoy .SS . . . . . 2000  
Lester McCoy . .WR . . . . . 1999  
Brian Shay . . . .RB . . . . . 1998  
John Hesse . . .OL . . . . . 1998  
Brian Shay . . . .RB . . . . . 1997  
Brian Shay . . . .RB . . . . . 1996  
Lynn Langvardt .OL . . . . . 1996  
Stan Robinson . .DL . . . . . 1994  
Adam Hunt . . . .P . . . . . 1994

#### Second Team

Ben Carlson . . .LB . . . . . 2012  
J.J. Richard . . .WR . . . . . 2004  
Adam Melichar . .DE . . . . . 2004  
Luke Waller . . .CB . . . . . 2004  
Eric Martin . . .OL . . . . . 2002  
Pat Amon . . . .P . . . . . 2001  
Max McCoy . . .DL . . . . . 1999  
Jarett Vito . . .WR . . . . . 1995  
Lynn Langvardt .OL . . . . . 1995  
Pat Cook . . . .DE . . . . . 1995  
Mike Reese . . .DB . . . . . 1995



**Dontaye McCoy**  
Consensus All-American  
2001




**Leon Lett**  
NAIA All-American  
1989




**Tyler Paul**  
CoSIDA All-American  
2003



**Lynn Langvardt**  
Hansen's All-American  
1996



**Lester McCoy**  
AP All-American  
1999



**Aubrey Dunlap**  
NAIA All-American  
1987-88



# Honors and Awards



## ALL-MIAA HONOREES

### Offensive MVP

Lester McCoy . . . WR . . . . . 1999  
Brian Shay . . . . . RB . . . . . 1997

### Coach of the Year

Dave Wiemers . . . . . 2003

### First Team

Shjuan Richardson WR . . . . . 2012  
Adam Schiltz . . . . . TE . . . . . 2012  
Ben Carlson . . . . . LB . . . . . 2012  
Derek Lohmann . . . S . . . . . 2011  
Daniel Webb . . . . . DL . . . . . 2010  
Brandon Stribling . DB . . . . . 2006  
Adam Melichar . . . LB . . . . . 2005  
J.J. Richard . . . . . WR . . . . . 2004  
Adam Melichar . . . DL . . . . . 2004  
Tyler Paul . . . . . RB . . . . . 2003  
Andy Bandstra . . . OL . . . . . 2003  
Justin Gray . . . . . K . . . . . 2003  
Brad Johnson . . . . DB . . . . . 2003  
Louis Lamb . . . . . TE . . . . . 2002  
Eric Martin . . . . . OL . . . . . 2002  
Dontaye McCoy . . DB . . . . . 2002  
Dontaye McCoy . . DB . . . . . 2001  
Pat Amon . . . . . P . . . . . 2001  
Lester McCoy . . . WR . . . . . 2000  
Dontaye McCoy . . SS . . . . . 2000  
Lester McCoy . . . WR . . . . . 1999  
Joe Jacobs . . . . . QB . . . . . 1999  
Max McCoy . . . . . DL . . . . . 1999  
Gerard Clemons . . LB . . . . . 1999  
Brian Shay . . . . . RB . . . . . 1998  
John Hesse . . . . . OL . . . . . 1998  
Max McCoy . . . . . DL . . . . . 1998  
Maurice Davis . . . DB . . . . . 1998  
Brian Shay . . . . . RB . . . . . 1997  
Troy Maton . . . . . WR . . . . . 1997  
Jarett Vito . . . . . WR . . . . . 1997  
A. Brightman . . . . OL . . . . . 1997  
Shane McBride . . . LB . . . . . 1997  
Brian Shay . . . . . RB . . . . . 1996  
Chet Pabolish . . . WR . . . . . 1996  
Lynn Langvardt . . OL . . . . . 1996  
Jarett Vito . . . . . WR . . . . . 1995  
Robert Trujillo . . . DT . . . . . 1995  
Mike Reese . . . . . DB . . . . . 1995  
Jeff Bruce . . . . . LB . . . . . 1992  
Adam Hunt . . . . . PK . . . . . 1992  
Wade LeDuc . . . . . TE . . . . . 1992  
Quincy Tillmon . . . RB . . . . . 1992  
Kevin Sterba . . . . OL . . . . . 1991  
Quincy Tillmon . . . RB . . . . . 1991

### Second Team

Tyler Eckenrode . . QB . . . . . 2012  
Lance Uhles . . . . . OL . . . . . 2012  
Chris Poston . . . . DB . . . . . 2012  
Lance Uhles . . . . . OL . . . . . 2011  
Nathan Linsey . . . LB . . . . . 2010  
Derek Lohmann . . DB . . . . . 2010  
Angelo Webb . . . . DL . . . . . 2008

Travis Lee . . . . . DB . . . . . 2007  
Joel Griffiths . . . . OL . . . . . 2006  
Ryan Hulings . . . . KR . . . . . 2006  
Emmanuel Howard . DB . . . . . 2005  
Andrew Jeffries . . DL . . . . . 2005  
Brandon Weems . . . OL . . . . . 2005  
Andrew Jeffries . . DL . . . . . 2004  
Chris Peoples . . . . DB . . . . . 2004  
Tad Hatfield . . . . . QB . . . . . 2003  
J.J. Richard . . . . . WR . . . . . 2003  
Louis Lamb . . . . . TE . . . . . 2003  
Eric Martin . . . . . OL . . . . . 2003  
Falco Grehl . . . . . DL . . . . . 2003  
Josh Williams . . . . LB . . . . . 2003  
Luke Waller . . . . . DB . . . . . 2003  
Philip Mabion . . . . DL . . . . . 2002  
Tyler Paul . . . . . RB . . . . . 2002  
Ryan Johnson . . . WR . . . . . 2002  
Jason Ferguson . . TE . . . . . 2001  
Eric Martin . . . . . OL . . . . . 2001  
DeAngelo Evans . . RB . . . . . 2000  
Bruce Reeves . . . . OL . . . . . 2000  
Steve Robedeau . . DL . . . . . 2000  
Maurice Davis . . . DB . . . . . 1999  
Dontaye McCoy . . DB . . . . . 1999  
Jarett Vito . . . . . WR . . . . . 1998  
Trent Fuller . . . . . QB . . . . . 1998  
Gerard Clemons . . LB . . . . . 1998  
Cris Pritchard . . . OL . . . . . 1998  
Chris Diller . . . . . OL . . . . . 1998  
David Kaff . . . . . OL . . . . . 1997  
Joe Cominsky . . . DL . . . . . 1997  
Gerard Clemons . . LB . . . . . 1997  
David Kaff . . . . . OL . . . . . 1996  
Pat Cook . . . . . DE . . . . . 1995  
Tyrone Bowman . . LB . . . . . 1995  
Quincy Tillmon . . . RB . . . . . 1994  
Shane Meyer . . . . WR . . . . . 1994  
Lynn Langvardt . . OL . . . . . 1994  
Adam Hunt . . . . . P/PK . . . . 1994  
Erich Stephen . . . DL . . . . . 1994  
Greg Harvey . . . . LB . . . . . 1994  
Jason Brown . . . . DL . . . . . 1993  
Karl Burrell . . . . . DL . . . . . 1992  
John Clark . . . . . DL . . . . . 1992  
A. Cowins . . . . . WR . . . . . 1992  
Jeff Glasgow . . . . OL . . . . . 1992  
Adam Hunt . . . . . P . . . . . 1992  
Trenni Martinez . . OL . . . . . 1992  
Jeff Bruce . . . . . LB . . . . . 1991  
A. Cowins . . . . . WR . . . . . 1991  
Wade LeDuc . . . . . TE . . . . . 1991  
Shane Mullen . . . . DB . . . . . 1991

### Third Team (discontinued after 1992)

Andy Bantz . . . . . WR . . . . . 1992  
Greg Harvey . . . . LB . . . . . 1992  
Chris Kavlick . . . . FB . . . . . 1991  
Karl Burrell . . . . . DL . . . . . 1991  
D. Hammes . . . . . LB . . . . . 1991  
Adam Hunt . . . . . PK . . . . . 1991  
Tony Withers . . . . OL . . . . . 1991

## NAIA ALL-DISTRICT/LEAGUE

### NAIA All-District 10

#### First Team

Jeff Bruce . . . . . LB '91  
Wade LeDuc . . . . TE '91  
Kevin Sterba . . . . OL '91  
Quincy Tillmon . . RB '91  
Alvester Bobby . . RB '90  
Matt Koehler . . . . LB '90  
Brett Oberzan . . . DB '90  
Kevin Sterba . . . . OL '90  
Mark Pate . . . . . OL '90  
Alvester Bobby . . RB '89  
Monte Boots . . . . LB '89  
Matt Koehler . . . . LB '89  
Leon Lett . . . . . DL '89  
Brett Oberzan . . . DB '89  
John Waldeck . . . OL '89  
Clifford Hodrick . . OL '88  
Aubrey Dunlap . . RB '88  
Darren Johnson . WR '88  
Mark Buckner . . . DL '88  
Darren Johnson . WR '87  
Aubrey Dunlap . . RB '87  
Clifford Hodrick . . OL '87  
Mike Fitzwater . . OL '87  
Mark Rowe . . . . . LB '87  
Mark Buckner . . . DL '87  
Kevin Strotkamp . DB '87  
Darren Johnson . WR '86  
Clifford Hodrick . . OL '86  
David Tryon . . . . RB '86  
C. McCartney . . . LB/P '86  
Dennis Ford . . . . LB '86  
Denny Freeman . . DB '86  
Shannon Wright . . DB '86  
Dennis Ford . . . . LB '85  
Fredell Moore . . . DB '85  
Kelly Goodburn . . P '84  
Jim Holm . . . . . DB '84  
Pat Cisper . . . . . QB '82  
Bob Higgins . . . . LB '82  
Woody Cotman . . . DB '81

Dale Petersen . . . OL '81  
Bill Rush . . . . . DL '80  
Dale Peterson . . . OL '79  
Greg Zickefoose . . RB '79  
Bill Rush . . . . . DL '79  
Steve Henry . . . . DB '78  
Scott Smith . . . . DE '77  
e McCormick . . . . DT '75  
Bill Cinelli . . . . . OL '74  
Dirk Wedd . . . . . C '74  
M. McCormick . . . DT '74  
Abe Welcher . . . . RB '73  
Mike Denimarck . . LB '73  
Paul Motosko . . . OL '73  
Bill Cinelli . . . . . OL '73  
Bob Clements . . . LB '73  
Gary Hare . . . . . K '73

Mark Luedtke . . . DB '73  
Tom Redman . . . . OL '73  
Dirk Wedd . . . . . C '73  
John Lohmeyer . . DE '72  
Mike Denimarck . . LB '72  
Bill Cinelli . . . . . OL '72  
Gary Hare . . . . . K '72  
Paul Motosko . . . DT '72  
Tom Redman . . . . OL '72  
Abe Welcher . . . . RB '72  
Tim Miller . . . . . DT '71  
Bruce Cerone . . . . SE '69  
Erv Bott . . . . . DB '69  
Wilbur Coffee . . . LB '69  
Bob Leahy . . . . . QB '68  
Fred McClain . . . LB '68  
Charlie Divitto . . . RB '68

### NAIA All-District 6

T. Buffamonte . . . DL '69  
Charlie Divitto . . . FB '69

#### First Team

B. Cerone . . . . . SE '69  
**Honorable Mention**  
Bob Janesko . . . . QB '69  
P.A. Thornton . . . C '69

### All-CSIC

#### First Team

Alvester Bobby . . RB '89  
Monte Boots . . . . LB '89  
Mike Burch . . . . . QB '89  
Matt Koehler . . . . LB '89  
Leon Lett . . . . . DL '89  
Brett Oberzan . . . DB '89  
Mark Pate . . . . . OL '89  
Mike Robertson . . PK '89  
John Waldeck . . . OL '89  
Terry White . . . . WR '89  
Aubrey Dunlap . . RB '88  
Terry White . . . . WRKR . '88

Clifford Hodrick . . OL '88  
Matt Koehler . . . . LB '88  
Darren Johnson . WR '87  
Aubrey Dunlap . . RB '87  
Clifford Hodrick . . OL '87  
Mark Buckner . . . DL '87  
Dennis Ford . . . . LB '86  
Clifford Hodrick . . OL '86  
Darren Johnson . WR '86  
David Tryon . . . . RB '86  
Shannon Wright . . DB '86  
Chris McCartney . DL '86  
Otis Moon . . . . . KR '85  
Fredell Moore . . . DB '85  
David Tryon . . . . RB '85  
Kelly Goodburn . . P '84  
Jim Holm . . . . . DB '84

Pat Cisper . . . . . QB '82  
Woody Cotman . . . DB '82  
Jeff Rettinger . . . KR '82  
Bill Rush . . . . . DT '80  
Jeff Rettinger . . . WR '80  
Greg Zickefoose . . RB '79  
Bill Rush . . . . . DT '79  
Steve Henry . . . . DB '78  
Scott Smith . . . . DE '77

### All-GPAC

#### First Team

Doug Floyd . . . . RB '74  
Phil Pettay . . . . . DB '74  
Dirk Wedd . . . . . C '74  
Abe Welcher . . . . RB '73  
Paul Motosko . . . OL '73  
Mike Denimarck . . LB '73  
Jerry Blackwell . . DB '73  
Bill Cinelli . . . . . OL '73  
Bob Clements . . . LB '73  
Russ Jenkins . . . . DE '73  
Gary Lohmeyer . . . DE '73  
Mark Luedtke . . . DB '73  
Tom Redman . . . . OL '73  
Dirk Wedd . . . . . C '73  
Bruce Buchanan . . OL '72  
Bill Cinelli . . . . . OL '72  
Mike Denimarck . . LB '72  
John Lohmeyer . . . DE '72  
Abe Welcher . . . . RB '72  
Mike White . . . . . QB '72

### All-RMAC

#### First Team

Tim Miller . . . . . DT '71  
Jack Oholendt . . . LB '71  
John Lohmeyer . . . DE '71  
Bruce Cerone . . . . SE '69  
Wilbur Coffee . . . LB '69  
Erv Bott . . . . . DB '69

### All-CIC

#### First Team

Bob Leahy . . . . . QB '68  
Bruce Cerone . . . . SE '68  
Fred McClain . . . LB '68  
Charlie Divitto . . . FB '68  
Jerry Bortka . . . . G '68  
Ted Woods . . . . . HB '68  
Nyle Salmans . . . . DT '68  
P. A. Thornton . . . C '68  
Ed Hopkins . . . . . DE '68  
Wilbur Coffee . . . LB '68  
Ron Demesko . . . . DT '68



# Letterwinners since 1983

<b>A</b>	Abner, Adrian . . . . . 2008-11	Byrd, Shane . . . . . 1990-92	Fitzwater, Mike . . . . . 1984-87	Howard, Emmanuel . . . . . 2005-07	Lyons, Kelvin . . . . . 1987-88
Acree, Jared . . . . . 2004-07			Flood, Dan . . . . . 1999-00	Huddlestun, Mark . . . . . 1980-83	
Adams, Kaden . . . . . 2005-08		<b>C</b>	Floyd, Stony . . . . . 1993-94	Hulings, Ryan . . . . . 2002-06	<b>M</b>
Ademiluyi, Ayo . . . . . 2009-10		Carlson, Jason . . . . . 1993	Foist, Caleb . . . . . 1997	Hunt, Aaron . . . . . 2001	Mabion, Philip . . . . . 2001-03
Aguirre, Jimmy . . . . . 1993		Ben Carlson . . . . . 2011-12	Ford, Dennis . . . . . 1983-86	Hunt, Adam . . . . . 1991-94	Madelen, Nic . . . . . 1997
Allen, Torii . . . . . 1993		Carr, Dallas . . . . . 2008	<b>Fortune, Gary . . . . . 2012-</b>	Hurla, Mike . . . . . 1992	Maggard, Chuck . . . . . 1996-99
Ambler, Derek . . . . . 2007-08		Carroll, Heath . . . . . 2009	Foster, Reggie . . . . . 2000-01	Hurley, Travis . . . . . 2002-05	Majors, Ryan . . . . . 1999-02
Amon, Pat . . . . . 1998-01		Carter, Mann . . . . . 1993-95	Frank, Dustin . . . . . 1993-94		Maples, Keith . . . . . 2007-10
Andrews, Dustin . . . . . 2009-10		Chandler, Tim . . . . . 2009-12	Franklin, A.J. . . . . 2005-07		Mathesen, Nolan . . . . . 1998-99
Anstaet, Ryan . . . . . 2007-08		Chilson, Tyler . . . . . 2009-11	Frazell, Clete . . . . . 2001-03		Martin, Allen . . . . . 1988-89
Antisdel, Sari . . . . . 2000		Chrisco, Marc . . . . . 1990	Frederichs, Ryan . . . . . 2005-06		Martin, Eric . . . . . 2000-03
Arb, Bryan . . . . . 1982-83		Christiansen, Luke . . . . . 2004	Frederick, James . . . . . 1996-97		Martin, Lawrence . . . . . 1980-83
Arcidiacono, John . . . . . 1982-83		Claibourn, Lance . . . . . 2007	Freeman, Denny . . . . . 1986-87		Martin, Matt . . . . . 2002-05
Armstrong, Cade . . . . . 2003-06		Clark, John . . . . . 1989-92	Fuller, Trent . . . . . 1997-98		Martinez, Trenni . . . . . 1991-92
Armstrong, Mike . . . . . 1980-83		Cleaver, Rodney . . . . . 1993	Fullerton, Richard . . . . . 1987-88		Mason, Trent . . . . . 1995-96
Arndt, Chris . . . . . 1990-93		Clements, Jeb . . . . . 1998-01	Fulton, Michael . . . . . 2007-08		Massieon, Andy . . . . . 1989-92
Ates, Sedrick . . . . . 1984-85		Clemons, Gerard . . . . . 1996-99			Mathews, Aaron . . . . . 2010-
Avery, Dustin . . . . . 1999-00		Clites, Brad . . . . . 1984-85			Maton, Troy . . . . . 1994-97
Ayodele, Harold . . . . . 2009-10		Clothier, Sean . . . . . 1988-91			Matsakis, Elias . . . . . 1996-98
<b>B</b>		Coffman, Luke . . . . . 2002	<b>G</b>		Matthews, Cornelius . . . . . 1990
Baber, Riley . . . . . 2002		Coffman, Matt . . . . . 2004	Galindo, Keith . . . . . 1995		Matzke, Brent . . . . . 1999-01
Bailey, Rob . . . . . 1986-87		Colbert, Joe . . . . . 1984-86	Gamble, Casey . . . . . 2004-05		Maupin, Andre . . . . . 2007-08
Baker, Chris . . . . . 1985-87		Cole, Chester . . . . . 1991-92	Garbee, Sean . . . . . 1986-89		Maxwell, Will . . . . . 2008-09
Bandstra, Andrew . . . . . 2000-03		Coleman, Donte . . . . . 1999	Garrett, Mike . . . . . 1980-83		Maya, Hector . . . . . 1994-95
Banks, Andrew . . . . . 1994		Cominsky, Joe . . . . . 1996-98	Gast, Cal . . . . . 2001, 2003-05		McBride, Shane . . . . . 1996-97
Barley, Robert . . . . . 2003		Connell, Jeff . . . . . 1996	Gatschett, Joe . . . . . 1993		McCain, Jeff . . . . . 1990-91
Bartlett, Danny . . . . . 2002-03		Conner, Kevin . . . . . 1983-86	Gee, Kameron . . . . . 2008-11		McCartney, Chris . . . . . 1984-87
Bantz, Andy . . . . . 1989-92		Conner, Quentin . . . . . 1995-96	<b>Gentz, Brandon . . . . . 2012-</b>		McCarthy, Brennan . . . . . 1996-97
Barnard, Derek . . . . . 1992		Contreras, Rob . . . . . 1999-00	George, Ken . . . . . 1992-93		McClain, Matt . . . . . 2005-08
Barnard, L. G. . . . . 1987		Cook, Patrick . . . . . 1993-95	Gilmore, Craig . . . . . 2011		McCown, Stevie . . . . . 1996
Barnett, Aaron . . . . . 1992-93		Copeland, A. J. . . . . 1983	Glasgow, Jeff . . . . . 1989-92		McCoy, Dontaye . . . . . 1999-02
Barnett, Josh . . . . . 1998		Copeland, Kelton . . . . . 1999-02	Gleason, Wayne . . . . . 2007		McCoy, Lester . . . . . 1997-00
Bassett, Jacob . . . . . 2005-06		Corsair, Chris . . . . . 1999-01	Godberson, Jordan . . . . . 2008-11		McCoy, Max . . . . . 1996-99
Bauer, Scott . . . . . 1995		Costello, Luke . . . . . 2007-08	Godshall, Cody . . . . . 2009-10		McCray, Leonard . . . . . 1990-92
Baugher, Loren . . . . . 1986		Cottrell, Brent . . . . . 1984-85	Gonzalez, Jimmy . . . . . 1995		McDowell, Junis . . . . . 2005-08
Baumgardner, Tegan . . . . . 1992		Coursen, Matt . . . . . 2008-11	Gonzalez, Jovani . . . . . 2001-04		McEvoy, Danny . . . . . 2008-09
Beard, Ramon . . . . . 2011		Cowan, Jeff . . . . . 1987-88	Goodpaster, Alex . . . . . 1994		McGuire, Richard . . . . . 1986-88
Becker, Travis . . . . . 1998-00		Cowins, Anthony . . . . . 1989-92	Grace, Gimo . . . . . 2010-11		McKaig, Ben . . . . . 2008-11
Becnel, Randy . . . . . 1986		Craft, Donald . . . . . 2005	Gray, Justin . . . . . 2001-04		McKenzie, Tracy . . . . . 1988-89
Beitler, Taylor . . . . . 2010-11		Cross, Mark . . . . . 2000	Green, Blake . . . . . 2007-08		McManus, Bill . . . . . 1983-86
Bell, Brock . . . . . 2008		Curreton, Romel . . . . . 1995	Greene, Jeff . . . . . 1995-96		McNutt, Derek . . . . . 1993
Bell, Jordan . . . . . 2001-03		Curry, Dustin . . . . . 1994-95	Greene, Justin . . . . . 2010-11		Mead, Marcus . . . . . 2007-08
Bell, Wes . . . . . 2000-02		Curry, Shane . . . . . 1993-95	Greer, Charles . . . . . 1999-02		Medford, Darrell . . . . . 1984-87
Benda, Austin . . . . . 2008		Curtis, James . . . . . 1994-96	Greeson, Brandon . . . . . 1996		Melichar, Adam . . . . . 2002-05
Beyer, Jason . . . . . 1991-92		<b>D</b>	Grehl, Falco . . . . . 2000-03		Melzer, Kyle . . . . . 1985-86
Biggs, Jarad . . . . . 2004-07		Daniels, Jonathan . . . . . 1992-93	Griffin, Alvin . . . . . 1991		Meyer, Shane . . . . . 1991-94
Billeisen, Greg . . . . . 1988-90		Daniels, Michael . . . . . 2010-11	Griffin, Brad . . . . . 1999-00		Meyers, Michael . . . . . 1985-86
Bishop, Jerry . . . . . 1996-99		Daugherty, Chad . . . . . 1995-98	Griffith, Bill . . . . . 1996-99		Mikkelsen, Tyler . . . . . 2008
Bjork, Ross . . . . . 1993-94		Daugherty, Kevin . . . . . 1989-90	Griffiths, Joel . . . . . 2004-07		Miller, Bruce . . . . . 1983-86
Black, Bo . . . . . 1994-95		Davila, Steve . . . . . 1990	Grizzle, Brian . . . . . 1992-93		Miller, Dan . . . . . 2002-03
Black, Matt . . . . . 1998-99		Davis, Brett . . . . . 1984-87	Grosdidier, Corey . . . . . 1995		Miller, Kenny . . . . . 1992-93
Bledsoe, Jeff . . . . . 1992		Davis, John . . . . . 1993	Grosdidier, Shane . . . . . 2002, 2004-06		Miller, Matt . . . . . 1991, 95
Bliss, Eric . . . . . 1985-87		Davis, Larry . . . . . 1992-93	Guadagnolo, Zane . . . . . 2011-12		Mintken, Mark . . . . . 2008
Bliss, Kirk . . . . . 1989		Davis, Maurice . . . . . 1997-99	Guberman, Erik . . . . . 1995-96		Mims, Victor . . . . . 1990-92
Blount, Aaron . . . . . 2011-		Davis, Rauray . . . . . 2011-	Guerrier, Gerald . . . . . 2010		Mirocke, Dominic . . . . . 2006-09
Bobby, Alvester . . . . . 1987-90		Day, Andre . . . . . 2000-03	<b>H</b>		Mohr, Jim . . . . . 1985-86
Bolden, Tyrone . . . . . 1983		Dees, Marcus . . . . . 2011	Hachinsky, Matt . . . . . 1997-99		Montgomery, Chris . . . . . 1992-93
Bonner, Kevin . . . . . 1988-89		Delaney, Dusty . . . . . 1998-02	Hageman, Tracy . . . . . 2008-10		Montgomery, Rob . . . . . 1987-89
Booth, Greg . . . . . 1987-88		Delaney, Thyrone . . . . . 1997	Hagler, Dakota . . . . . 2009-12		Morgan, Luke . . . . . 1997
Boots, Matt . . . . . 1996-97		Delaney, Patrick . . . . . 1997	Hall, Derwin . . . . . 2009-12		Moon, Hukkie . . . . . 1998
Boots, Monte . . . . . 1988-89		Demicoli, Matt . . . . . 2005-07	Hamby, Ken . . . . . 1991		Moon, Otis . . . . . 1983-86
Boss, Lucas . . . . . 1996-99		DeNapoli, Mike . . . . . 1985-87	Hammes, Derick . . . . . 1989-92		Kruse, Jerod . . . . . 1998-00
Bowen, Adam . . . . . 2002-05		Deters, Wayne . . . . . 1985	Hammes, Jason . . . . . 1990-93		Kucharski, Dave . . . . . 1989-92
Bowman, Dru . . . . . 2002-04		Dickinson, Matt . . . . . 1994-95	Hammes, Kyle . . . . . 1991-94		
Bowman, Tyrone . . . . . 1994-95		Diel, Ike . . . . . 1983-85	Hanson, Austin . . . . . 2002-05	<b>L</b>	
Bradley, Ernest . . . . . 1983-86		Diebold, Scott . . . . . 1981-84	Harris, David . . . . . 2010-11	Lackey, Tim . . . . . 1990-92	
Brandon, Lester . . . . . 1988-90		Diener, David . . . . . 2007-08	Harris, Jonathon . . . . . 2006-07	Lafin, Todd . . . . . 1983	
Braun, Luther . . . . . 1998-99		Diller, Chris . . . . . 1994, 97-98	Harris, Vince . . . . . 2009-11	Lamb, Louis . . . . . 2000-03	
Brigham, Leon . . . . . 1995-98		Dixon, Ellis . . . . . 2004-05	Harrison, Scott . . . . . 1990-92	Landwehr, Alan . . . . . 1986	
Brightman, Anthony . . . . . 1997-99		Doherty, Brian . . . . . 1999	Harvey, Greg . . . . . 1991-94	Lange, Levi . . . . . 1998	
Brightman, Carlos . . . . . 1999		Donner, John . . . . . 1992-93	Harrison, Scott . . . . . 1991-93	Langvardt, Lynn . . . . . 1993-96	
Brillhart, Bentley . . . . . 1989-90		Dozier, Julian . . . . . 2009-	Hatfield, Tad . . . . . 2002-04	Larkins, Katrel . . . . . 2007-09	
Brinkman, A.J. . . . . 2005-08		Drain, Carlton . . . . . 1985-86	Heitschmidt, Todd . . . . . 1984-85	Larsen, Richard . . . . . 1986-89	
Brooks, Traxon . . . . . 2009		Duggins, Greg . . . . . 1984-86	Henry, El Ray . . . . . 2005-06	Larson, Brad . . . . . 1985-86	
Brostek, Ari . . . . . 1997		Dunlap, Aubrey . . . . . 1985-88	Henry, Jason . . . . . 1991	Laws, Cord . . . . . 1981-84	
Brown, Dave . . . . . 1998		DuPree, Blair . . . . . 1982-84	Henry, Jason . . . . . 1999	LeDuc, Wade . . . . . 1989-92	
Brown, Jason . . . . . 1992-93		<b>E</b>	Herman, Scott . . . . . 1981-84	Lee, Bob . . . . . 1983-86	
Brown, Walter . . . . . 1991-93		Ediger, Jordan . . . . . 1999	Hesse, John . . . . . 1995-98	Lee, Jamal . . . . . 1998-99	
Bruce, Jeff . . . . . 1989-92		Eckenrode, Tyler . . . . . 2009-12	Higgins, Garin . . . . . 1987-90	Lee, Josh . . . . . 1995	
Buchanan, Doug . . . . . 2004		Edwards, Jeff . . . . . 2005-06	Higgins, Gerald . . . . . 1990-91	Lee, Rocardren . . . . . 2001-04	
Buckerhoff, Jeff . . . . . 1994-95		Emling, Rusty . . . . . 1989-90	Hill, Brian . . . . . 1993-94	Lee, Travis . . . . . 2006-09	
Buckman, John . . . . . 2009		English, Brian . . . . . 1992	Hill, Courtland . . . . . 1993	Lett, Leon . . . . . 1989-90	
Bruscianelli, Jack . . . . . 1986		Eurich, Steve . . . . . 2005-06	Hill, Wes . . . . . 1999-01	Lewis, James . . . . . 2003-04	
Buckner, Mark . . . . . 1985-88		Evans, DeAngelo . . . . . 2000	Hilt, Mark . . . . . 1989-92	Lewis, Troy . . . . . 1987-88	
Bunton, Matt . . . . . 1984-87		Ezimako, Kennedy . . . . . 2010-11	Hoag, Jeff . . . . . 2007-09	Link, Robert . . . . . 2007-08	
Burch, Mike . . . . . 1988-89		<b>F</b>	Hodrick, Clifford . . . . . 1985-88	Bryant Linsey . . . . . 2008	<b>O</b>
Burcham, Arnie . . . . . 1988-89		Falk, Dustin . . . . . 1996	Holladay, Randy . . . . . 2008-10	Linsey, Nathan . . . . . 2007-2010	Oberzan, Brett . . . . . 1989-90
Burgess, Wayne . . . . . 2010-11		Farley, Jake . . . . . 2009-	Hollyfield, Brian . . . . . 1994-95	Littrell, Josh . . . . . 1998-99	Ochs, Brad . . . . . 1998-01
Burk, Travis . . . . . 1992		Ferguson, Bryan . . . . . 1980-83	Holm, Jimmy . . . . . 1983-84	Lohmann, Derek . . . . . 2008, 2010-12	Ogle, Ray . . . . . 1987-88
Burkdoll, Brad . . . . . 2001-03		Ferguson, Jason . . . . . 1999-01	Horn, Jarryd . . . . . 2009-11	LoPorto, Mike . . . . . 2005-07	Oldfather, Josh . . . . . 2000-03
Burnett, Troy . . . . . 1991-92		Ferris, Matt . . . . . 2004-07	Hornbeck, Shawn . . . . . 1986-89	Louia, Ryan . . . . . 2010-	Oliver, Trenton . . . . . 2002-05
Burrell, Karl . . . . . 1989-92		Fesseh, William . . . . . 1996-99	Hornung, Shawn . . . . . 1993	Love, Benji . . . . . 2010-11	Olney, Brandon . . . . . 2004-06
Buys, Jim . . . . . 1985-86		Finlayson, Casey . . . . . 2007-10	Horton, Dasor . . . . . 2010-11	Lucas, Brock . . . . . 1993	O'Mara, Scott . . . . . 1993
			Horton, Rick . . . . . 1999-01	Luthi, Michael . . . . . 2010	Owens, Braxton . . . . . 2008
			House, Robert . . . . . 1981-84	Lynch, Jake . . . . . 2007-08	



# Letterwinners since 1983



## P

Page, La'Darrian	2009-2011
Panchookian, Rich	1980-83
Parker, Stan	1983
Parmenter, Darin	1990-93
Parrish, Peter	1999-00
Partridge, Sean	2005-08
Pate, Mark	1989-90
Paul, Tyler	2000-03
Pearson, Preston	1984-87
Peoples, Chris	2004
Periminies, James	2001-02
Perry, Andrae	2002
Perry, Jody	1999-01
Perry, Matt	2008
Perry, Quincy	1999
Person, Claude	1985-86
Peschel, Matt	2003-05
Peters, Brett	2000-01
Peterson, Eric	2004
Peterson, Ryan	2002
Phillips, Mike	1985-88
Phillips, Tony	1990-91
Piel, Gary	1980-83
Pobolish, Chet	1995-98
Ponder, Sean	1994-95
Poston, Chris	2008
Powell, Shaunquez	2009
Powers, Scott	2010
Pratt, J.T.	1993
Pratz, Chad	1998-01
Price, Kaylon	2001-03
Pridey, Dow	1982-83
Pritchard, Cris	1995-98
Purkeypile, Ben	2005-07
Pyle, Brad	2002-05

## R

Raines, Stephaun	2011
Rainey, Colby	2006-08
Rampy, Zach	2008
Rand, Jared	1987-90
Randle, Larry	1999-02
Ray, Kenny	1995-98
Ream, Kurt	1980-83
Redpath, Scott	1982-85
Reese, Matt	1998-99
Reese, Mike	1994-95
Reichman, Ashton	2011-
Reiswig, Aaron	1996
Remsberg, Rick	1985
Remsberg, Tad	1987-1989
Reves, Bruce	1999-00
Reynolds, Eddie	2001-04
Richard, J.J.	2002-05
Richards, Jeff	2011-12
Richardson, Shjuan	2009-12
Richter, Jake	2004-07
Ridgeway, Tim	1988-89
Ringwall, Blake	2007-09
Roach, Noel	1991-92
Robedeau, Steve	2000
Robertson, Dave	1982-83
Robertson, Mike	1988-89
Robertson, Tarodney	1984-87
Robinson, Stan	1991-94
Rodriguez, Robert	2008
Rondeau, Eric	2002, 2004-06
Rosenhamer, Matt	2008-11
Rosenstengle, Craig	2011
Rowe, Daniel	1993
Rowe, Gene	1986-88
Rowe, Mark	1984-87
Rune, Eric	1994
Runge, Eric	2007
Russell, Brett	2011

## S

Sanders, Josh	2000-03
Sanders, Jordan	2011-
Sajery, Al	1998
Saladucha, Jeff	1983-86
Sanders, Charlie	1999
Sandoe, Chad	1991-92
Satchell, Kadeem	2011-
Scaglione, Chris	1984-87
Schiesser, Jeff	1980-83
Schifano, Mike	1996
Schiltz, Adam	2009-12
Schrandt, David	1994-95
Schoenfeld, Scott	2003-06
Scholz, Ron	1986
Scott, John	2000-03
Searcy, Mike	1999-01
Seay, Dwayne	1993
Sebek, Justin	1998
Sell, Dan	1993-96
Servis, Mike	2002-03
Shannon, John	1981-84
Sharpe, Rashem	2003
Shay, Brian	1995-98
Sheble, Joe	1988-89
Shepherd, Jeff	2002-04
Shipp, Matt	2000-02
Shriver, Billy	1987-88
Sibert, Danny	1993
Simmons, Kyle	1993-94
Singleton, Wes	1998
Skibbe, Brian	1992-93
Slay, Kyle	2004
Sloan El, Andre	2007-09
Slocum, Kurt	2004
Smart, Kevin	2009-10
Smith, Mike	1992-93
Smith, Reggie	1986-87
Smith, Shane	1987-90
Smith, Sheldon	2008-10
Smith, Xavier	2008
Sol, Michael	1993
Southern, Nathaniel	1983-86
Spade, Mike	1980-83
Spikes, Blue	1993-94
Stephen, Erich	1994-95
Sterba, Kevin	1988-91
Stewart, Jim	1996-98
Strack, Brian	1994
Stockwell, Jim	1999
Stribling, Brandon	2003-06
Strickland, Terry	1986-89
Strickland, Dwayne	1984-86
Strotkamp, Kevin	1986-88
Stubblefield, Aaron	2005-08
Styles, Kenny	1993-94
Suggs, Ron	1988
Sullivan, Lucas	2007-08
Surber, Patrick	1996
Swafford, Jared	2004-06
Swift, Jason	1993-94
Swift, Josh	1995

## T

Tactikos, Pete	1997-00
Tafti, David	1993
Tapley, Steve	1998-99
Tarkington, Bryan	2008
Tavo, Jake	1999
Taylor, Dean	1982-85
Taylor, Martell	2004
Taylor, Josh	2010-12
Teske, Zac	2005-06
Thexton, Kody	1999-00
Thorne, Ken	1980-83
Thurstun, Thad	1987
Tice, Jordan	2011-
Tillmon, Quincy	1990-92, 94

Tillmon, Kamryn	2011
Toon, Scott	1980-83
Torres, Johnny	2005-08
Trahan, Ryan	1998-99
Traphagan, Zach	2007-08
Trenary, Ralph	1985-88
Trujillo, Alex	1998-99
Trujillo, Robert	1993-95
Tryon, David	1983-86
Tuslee, Shane	2010-12

## U

Uhles, Lance	2009-12
Underwood, Steve	2007-09

## V

VanWeezle, Rick	1987-90
Vesta, Brian	1993
Vito, Jarett	1995-98

## W

Waechter, John	2007-08
Wagner, Brian	1998
Waldeck, Chris	1985-88
Waldeck, John	1986-89
Walker, Brian	1997-99
Waller, Luke	2001-04
Walters, Bruce	1987
Walters, Wayne	1992-93
Ward, Tabora	1994
Warkentine, Luke	1997-00
Washington, Shujuan	2000-01
Waters, Todd	1992-93
Wattree, Cecil	2003-07
Watts, Brad	1993
Weaver, Chad	2007
Weaver, Tyrone	2009-12
Webb, Angelo	2007-09
Webb, Daniel	2007-10
Webster, Kurt	2008-09
Weems, Brandon	2002-05
Wells, Cullen	2000-01
Wells, Shon	2000-01
West, Curtis	1991-92
West, Howard	2003-04
Westphal, Tavis	1992-93
Wheeler, Jason	1996-99
Whetstone, Anthony	2000-03
White, Terry	1986-89
Whitt, Kirby	1991-92
Whitworth, Justin	2003-06
Wieser, Justin	2007-08
Wilcox, J. R.	1987
Wiley, Dara	1997
Williams, Cliff	1987
Williams, Dan	2000-01
Williams, Earl	1987-88
Williams, Jason	2001
Williams, Joe	1996-97
Williams, Josh	2000-03
Williams, Mike	1999-01
Williams, Robby	1994
Williams, Taylor	2004
Williams, Quincy	2008
Williams-Rice, Brian	1986
Willis, Austin	2011-
Wilson, Larry	1983-84
Winfield, Joe	1986-87
Wise, Brian	1984-87
Withers, Tony	1988-91
Wittmer, Rod	1987-90
Woelk, Jon	1992-94
Wong, John	1989-90
Woods, Chris	2009-10
Woods, Derek	1992-95
Wright, Michael	1996
Wright, Ross	1987-90

Wright, Shannon	1983-86
Wright, Stacy	1980-83
Wright, Terrance	1995
Wyatt, Derek	1999-01
Wylie, Ron	1991-92

## Y

Yockey, Jared	1993
Young, Clint	1998-01
Young, Cody	2002-04
Young, Ira	1993



**Bill Hargiss**



**Fran Welch**

The 1962 book, *Football--For The Sport of It*, by Fred A. Markowitz, detailed the history of football at Kansas State Teachers College from 1893-1962. In the book, Mr. Markowitz lists some of the all-time greats as selected by legendary coaches Bill Hargis and Fran Welch.

### HARGISS ALL-STARS 1900-10

George Hensley, E.W. Wells, Miller Hyndman, John Davies, Ray Gist, Ed Forde, Gelsie Meek, William Waldorf, Harry Snell, Ira Bright, Ira Masters, Clif McFarland, Harry Priest, Walter Caldwell, Leonard Hargiss, James Gaugh.

### 1910-20

Roy Williams, Ralph Colegrove, Ollie Thomas, James Vaughn, Fred Hartwig, Ira Scott, William Monypenny, Clifford Meairs, Francis Welch, Harold Culter, Alfred Hill, Herman Ladner, W.P. White, John Belting

### 1920-30

Menzo Hainline, Glenn Campbell, Arlie Hainline, Andy Sughrue, Gottlieb Richmond, Paul Kutnink, Emory Cox, Harry Crockett, Herman Schlobohm, Elvin McCoy, Arthur Hoch, Chesley Culp, Don Davis, Dale Burnett, Roy Lane

### WELCH'S DREAM SQUAD Ends

Glenn Campbell, Menzo Hainline, Joe Rich, Harry Kline, David Wright, Don Sadowski, Charles Sanger, Everett Fish, Roy Williams, Bob Jaquith

### Guards

Leroy Harper, Dale Wright, Melvin Long, Marvin Kutnink, Paul Kutnink, Eddie Hamada, Harold Hunt, Ira Scott, Gottlieb Richmond.

### Tackles

Cecil Dryer, Oliver Clapp, Arlie Hainline, Bill Wygle, James Vaughn, Fred Hartwig, Vernon Duncan, William Monypenny, Andy Sughrue

### Centers

Bill Goldsmith, Wendell Goldsmith, Harry Crockett, Herb Dixon, Myron Roddey

### Quarterbacks

Elvin McCoy, John Hoch, Dick Mawdsley, Harold Culter, John Beck

### Running Backs

Keith Caywood, Dale Burnett, Chesley Culp, Bernard Taylor, Chet Hayden, Don Davis, Franklin Dillon, W.P. White, Lindell Petty, Duward Crooms, Robert Shepler, Robert Sherrer, Ralph Hahn, John Belting, Bill Litchfield, Marvin Hamman, Clint Stewart, Roy Lane

### ESU CENTENNIAL FOOTBALL TEAM

Twenty-five individuals were honored during the 1997 season, the institution's 100th of football competition, as members of the ESU Centennial Football Team. More than 300 former players were considered for the honor which was based on playing career at ESU; awards, recognition and achievement as a Hornet football player; team success; and contribution to the overall betterment of the program. Fans from across the country sent in more than 350 ballots, with the top 100 vote-getters forwarded to a committee which boasted more than 120 years of association with the ESU program.

Dale Burnett	RB
Glenn "Slim" Campbell	WR
Keith Caywood	RB
Bruce Cerone	WR
Bob Clements	LB
Mike Denimarck	LB
Charlie DiVitto	RB
Wendell Goldsmith	OL
Bill Hargiss	QB

Steve Henry	DB
Arthur "Shorty" Hoch	QB
Clifford Hodrick	OL
Adam Hunt	PK
Bob Janesko	QB
Harry Kline BSE	WR
Matt Koehler	LB
Wade LeDuc	TE
John Lohmeyer	DL

Elvin McCoy	QB
Brian Shay	RB
Kevin Sterba	OL
David Tryon	RB
John Waldeck	OL
Fran Welch	QB
Greg Zickefoose	RB



# Year by Year Results

**1893 Coach: None**  
C. of Emporia W

**1894 Coach: None**  
C. of Emporia L  
C. of Emporia L

**1895 Coach: None**  
C. of Emporia L

**1896 Coach: None**  
C. of Emporia L 0-12  
C. of Emporia L 0-12

**1897-98 Football Discontinued**  
**1899 Coach: None**  
Ottawa L 0-6  
Washburn W 11-0  
Kansas L 0-35  
Kansas State W 20-0

**1900-1909: 33-45-7**  
**Coach John Lamb**  
**1900**  
**5-3-1**

**1900 Coach: J. Lamb**  
Haskell L 0-28  
Fort Riley W 24-0  
Haskell L 0-16  
Kansas T 6-6  
Kansas State W 28-0  
Ottawa W 23-5  
Kansas State W 11-0  
Kansas W 18-0  
C. of Emporia L 0-5

**Coach Fred Williams**  
**1901**  
**2-6-1**

**1901 Coach: F. Williams**  
Washburn L 0-6  
Kansas L 10-26  
Topeka Medics T 0-0  
C. of Emporia W 11-0  
K.C. Medics L 0-23  
Kansas State W 6-0  
C. of Emporia L 0-6  
Central Mo. L 0-12  
C. of Emporia L 0-5

**Coach Horace Botsford**  
**1902**  
**7-10-3**

**1902 Coach: H. Botsford**  
Ottawa L 0-2  
Kansas State W 6-0  
Washburn L 0-6  
C. of Emporia W 6-0  
Wichita State W 12-0  
Denver Athletic L 0-21  
Wichita State L 0-12  
C. of Emporia W 5-0  
Oklahoma L 5-6  
Kansas L 5-17  
Central Mo. L 11-16

**1-0**  
14-0  
**1903 Coach: H. Botsford**  
Kansas State T 0-0  
St. Mary's W 45-0  
Washburn T 0-0  
Kansas L 0-12  
C. of Emporia W 12-0  
Oklahoma T 6-6  
Bethany L 5-11  
C. of Emporia W 20-6  
Central Mo. L 5-6

**Coach Paul Samson**  
**1904-1906, 1908**  
**16-16**

**1904 Coach: P. Samson**  
Ottawa W 5-0  
Kansas L 0-34  
C. of Emporia W 16-0  
Washburn L 0-21  
Arkansas W 21-0  
C. of Emporia W 19-2  
Kansas State W 34-6

**1905 Coach: P. Samson**  
Ottawa W 17-0  
Kansas L 0-32  
Wichita State L 11-15  
Haskell L 5-16  
Wichita State W 11-6  
Central Mo. W 34-6  
C. of Emporia W 29-6  
Kansas State L 0-10  
Washburn L 6-29

**1906 Coach: P. Samson**  
Friends W 11-0  
Washburn L 0-6  
Wichita State L 4-6  
Ottawa W 14-6  
Central Mo. W 11-0  
C. of Emporia W 6-4  
Kansas State L 0-10  
St. Mary's L 10-12

**Coach Owen Samuels**  
**1907**  
**1-6**

**1907 Coach: O. Samuels**  
Wichita State L 0-5  
Washburn L 0-18  
Ottawa L 6-11  
William Jewel W 6-0  
Central Mo. L 0-12  
St. Mary's L 0-32  
Kansas State L 0-21

**1908 Coach: P. Samson**  
Kansas L 0-11  
Washburn L 0-6  
Wichita State L 4-30  
Ottawa W 32-0  
Arkansas L 12-42  
Drury W 6-0  
Central Mo. W 12-0  
St. Mary's L 0-20

**Coach Fred Honhart**  
**1909-1911**  
**13-8-2**

**1909 Coach: F. Honhart**  
Kansas L 0-55  
Ottawa L 0-15  
Washburn L 6-24  
Southwestern T 0-0  
Wichita State W 13-0  
Kansas State L 0-44  
Sterling W 43-6  
Central Mo. T 0-0

**1910-1919: 44-29-7**

**1910 Coach: F. Honhart**  
Holton W 20-0  
Kansas State L 0-22  
Wichita State W 12-11  
Washburn W 14-12  
Southwestern W 17-5  
Ottawa W 5-0  
C. of Emporia L 0-9

**1911 Coach: F. Honhart**  
Sterling W 17-0  
Kansas State W 3-0  
Southwestern W 11-3  
Wichita State L 5-9  
Holton W 21-0  
Washburn L 0-8  
Central Mo. W 9-5  
C. of Emporia W 13-0

**Coach George Crispin**  
**1912-1913**  
**9-9**

**1912 Coach: G. Crispin**  
Sterling W 49-0  
Southwestern W 22-6  
Kansas State L 7-22  
Wichita State W 33-0  
Washburn W 7-6  
C. of Emporia L 3-30  
Central Mo. L 3-34  
Friends W 134-0

**1913 Coach: G. Crispin**  
Sterling W 23-7  
Haskell L 7-28  
Kansas City W 80-0  
Kansas State L 0-32  
Baker L 0-19  
Washburn L 7-41  
Southwestern W 28-10  
Wichita State W 7-0  
C. of Emporia L 0-6  
Central Mo. L 13-14



**Coach Bill Hargis**  
**1914-17, 1920-27**  
**61-23-11**

**1914 Coach: HW Hargis**  
Haskell L 6-13  
Kansas State T 0-0  
St. Mary's W 34-0  
Washburn W 19-0  
Tarkio W 63-0  
C. of Emporia W 9-0  
Central Mo. W 49-0

**1915 Coach: HW Hargis**  
Bethany W 23-6  
Kansas L 3-21  
Kansas State W 13-0  
Southwestern W 14-0  
Washburn T 7-7  
Central Mo. T 16-16  
Haskell L 7-21  
Pittsburg State W 28-0  
C. of Emporia W 19-10

**1916 Coach: HW Hargis**  
Kansas L 0-13  
Pittsburg State W 14-7  
Kansas State L 3-13  
Friends T 13-13  
Southwestern W 19-2  
Washburn W 23-7  
Haskell W 14-0  
Bethany W 32-0  
Baker L 0-10  
C. of Emporia W 13-10

**1917 Coach: HW Hargis**  
Pittsburg State W 24-0  
Kansas L 0-33  
Haskell L 5-7  
Southwestern W 35-21  
Washburn T 0-0  
Wichita State W 19-3  
Baker W 10-0  
Kansas State L 0-51  
C. of Emporia W 14-0



# Year by Year Results



<b>Coach HD McCesney</b>		<b>1918</b>		<b>2-2</b>	
<b>1918 Coach: HD McCesney</b>	<b>2-2</b>	Baker	W	3-0	
Washburn	L	3-22			
Wichita State	W	13-10			
C. of Emporia	L	7-17			
<b>Coach George McLaren</b>		<b>1919</b>		<b>1-5-2</b>	
<b>1919 Coach: G. McLaren</b>	<b>1-5-2</b>	Ottawa	T	7-7	
Kansas	L	0-14			
Sterling	W	33-0			
Southwestern	L	7-14			
Pittsburg State	L	7-13			
Washburn	L	6-20			
Baker	T	7-7			
C. of Emporia	L	0-14			
<b>1920-1929: 52-17-8</b>		<b>1920 Coach: HW Hargis</b>		<b>2-4-1</b>	
Pittsburg State	W	19-15			
Kansas	L	0-47			
Ottawa	L	13-14			
Southwestern	L	7-13			
Sterling	W	48-0			
Washburn	T	7-7			
C. of Emporia	L	0-24			
<b>1921 Coach: HW Hargis</b>		<b>6-0-1</b>		<b>1921 Coach: HW Hargis</b>	
St. Mary's	W	14-0			
Ottawa	W	27-0			
Friends	W	42-0			
Southwestern	W	61-0			
Washburn	W	13-10			
Pittsburg State	W	27-7			
Baker	T	7-7			
<b>1922 Coach: HW Hargis</b>		<b>6-2</b>		<b>1922 Coach: HW Hargis</b>	
St. Mary's	W	7-0			
Friends	W	7-0			
Wichita State	W	7-3			
Southwestern	W	41-13			
Washburn	W	34-0			
Pittsburg State	W	26-0			
Haskell	L	14-27			
C. of Emporia	L	2-6			
<b>1923 Coach: HW Hargis</b>		<b>5-1-1</b>		<b>1923 Coach: HW Hargis</b>	
Fort Hays State	W	26-3			
Wichita State	W	30-14			
Southwestern	W	10-7			
Pittsburg State	W	9-0			
Washburn	T	7-7			
St. Mary's	W	23-0			
C. of Emporia	L	7-14			
<b>1924 Coach: HW Hargis</b>		<b>3-4-2</b>		<b>1924 Coach: HW Hargis</b>	
Sterling	T	0-0			
Fort Hays State	W	20-2			
Kansas State	L	6-19			
Wichita State	L	0-9			
Southwestern	T	0-0			
Pittsburg State	L	7-21			
Washburn	W	18-0			
St. Mary's	W	9-7			
C. of Emporia	L	0-3			
<b>1925 Coach: HW Hargis</b>		<b>4-3-1</b>		<b>1925 Coach: HW Hargis</b>	
Kansas State	L	7-26			
Fort Hays State	W	13-3			
Oklahoma A & M	W	21-0			
Wichita State	T	0-0			
Southwestern	L	0-6			
Washburn	W	6-0			
Pittsburg State	W	17-7			
C. of Emporia	L	12-14			
<b>1926 Coach: HW Hargis</b>		<b>7-0</b>		<b>1926 Coach: HW Hargis</b>	
Bethany	W	10-0			
Fort Hays State	W	14-0			
Wichita State	W	21-0			
Southwestern	W	42-0			
Washburn	W	35-0			
Pittsburg State	W	21-3			
C. of Emporia	W	6-0			
<b>1927 Coach: HW Hargis</b>		<b>7-0-1</b>		<b>1927 Coach: HW Hargis</b>	
Bethany	W	7-0			
Fort Hays State	W	26-0			
Wichita State	W	21-0			
Southwestern	W	43-0			
Truman	W	16-13			
Washburn	W	20-7			
Pittsburg State	W	13-0			
C. of Emporia	T	0-0			
<b>1928 Coach: FG Welch</b>		<b>6-1-1</b>		<b>1928 Coach: FG Welch</b>	
Fort Hays State	W	34-0			
Wichita State	W	32-0			
Southwestern	T	0-0			
Central Okla. St.	W	23-6			
Washburn	W	45-6			
Pittsburg State	W	40-6			
Truman	W	8-0			
C. of Emporia	L	0-18			
<b>1929 Coach: FG Welch</b>		<b>6-2</b>		<b>1929 Coach: FG Welch</b>	
Fort Hays State	W	6-0			
Kansas	L	6-38			
Wichita State	W	13-0			
Southwestern	W	13-0			
Washburn	L	2-6			
Central Mo.	W	10-0			
Pittsburg State	W	19-0			
C. of Emporia	W	19-0			
<b>1930-1939: 44-37-6</b>		<b>1930 Coach: FG Welch</b>		<b>4-2-2</b>	
Missouri Valley	W	49-0			
Fort Hays State	T	0-0			
Wichita State	T	13-13			
Southwestern	W	27-13			
Northwest Mo. St.	L	21-33			
Washburn	L	6-13			
Truman	W	52-0			
Pittsburg State	W	6-0			
C. of Emporia	T	6-6			
<b>1931 Coach: FG Welch</b>		<b>4-4</b>		<b>1931 Coach: FG Welch</b>	
Fort Hays State	W	26-0			
Wichita State	L	0-26			
Southwestern	W	12-0			
Truman	L	13-14			
Washburn	L	7-20			
Haskell	L	0-26			
Pittsburg State	W	14-13			
C. of Emporia	W	21-0			
<b>1932 Coach: FG Welch</b>		<b>2-5-1</b>		<b>1932 Coach: FG Welch</b>	
Hastings	W	20-6			
Fort Hays State	L	6-13			
Wichita State	L	0-14			
Southwestern	L	0-6			
Washburn	T	0-0			
Kansas Wesleyan	W	25-10			
Pittsburg State	L	13-19			
C. of Emporia	L	6-10			
<b>1933 Coach: FG Welch</b>		<b>3-5-1</b>		<b>1933 Coach: FG Welch</b>	
Kansas State	L	0-25			
Fort Hays State	L	6-15			
Wichita State	L	6-13			
Haskell	T	0-0			
Southwestern	W	19-7			
Washburn	W	7-6			
Kansas Wesleyan	W	22-13			
Pittsburg State	L	0-21			
C. of Emporia	L	7-19			
<b>1934 Coach: FG Welch</b>		<b>7-2</b>		<b>1934 Coach: FG Welch</b>	
Haskell	W	6-0			
Fort Hays State	L	0-15			
Wichita State	L	6-19			
Oklahoma City	W	13-6			
Washburn	W	14-6			
Southwestern	W	9-7			
Kansas Wesleyan	W	21-14			
Pittsburg State	W	7-0			
C. of Emporia	W	12-6			
<b>1935 Coach: FG Welch</b>		<b>4-4</b>		<b>1935 Coach: FG Welch</b>	
Washburn	L	7-12			
*Fort Hays State	L	0-2			
Southwestern	W	7-0			
Kansas Wesleyan	W	27-0			
Wichita State	L	7-14			
Haskell	W	27-21			
McPherson	W	41-6			
Pittsburg State	L	6-7			
<b>1936 Coach: FG Welch</b>		<b>6-4</b>		<b>1936 Coach: FG Welch</b>	
McPherson	W	20-7			
Central Okla. St.	L	0-6			
Benedictine	L	7-27			
Washburn	W	14-7			
Southwestern	W	31-13			
Haskell	W	41-0			
Fort Hays State	L	7-15			
Wisc.-Superior	W	26-7			
Wichita State	W	13-9			
Pittsburg State	L	7-26			
<b>1937 Coach: FG Welch</b>		<b>5-2-2</b>		<b>1937 Coach: FG Welch</b>	
Washburn	W	12-6			
Benedictine	T	20-20			
Wisc.-Superior	W	26-7			
Central Okla. St.	T	20-20			
Southwestern	W	34-0			
Fort Hays State	W	14-6			
Hardin-Simmons	L	6-66			
Wichita State	L	0-13			
Pittsburg State	W	33-14			
<b>1938 Coach: FG Welch</b>		<b>3-6</b>		<b>1938 Coach: FG Welch</b>	
Washburn	L	6-19			
Benedictine	L	6-19			
Southwestern	W	33-0			
Fort Hays State	L	0-14			
Ouachita Baptist	W	26-13			
Iowa State	L	13-14			
Wichita State	L	6-26			
Oklahoma City	W	25-6			
Pittsburg State	L	0-17			
<b>1939 Coach: FG Welch</b>		<b>6-3</b>		<b>1939 Coach: FG Welch</b>	
Washburn	L	0-12			
Benedictine	L	7-12			
Iowa State	W	34-7			
Southwestern	W	43-0			
Fort Hays State	W	27-0			
C. of Emporia	W	59-7			
Oklahoma City	W	7-0			
Wichita State	L	6-7			
Pittsburg State	W	20-0			
<b>1940-1949: 38-21-4</b>		<b>1940 Coach: FG Welch</b>		<b>6-2</b>	
Kansas State	L	16-21			
Washburn	W	38-7			
C. of Emporia	W	47-6			
Southwestern	W	27-0			
Fort Hays State	W	6-0			
Wichita State	W	14-7			
Benedictine	L	6-13			
Pittsburg State	W	27-0			



**Coach Fran Welch**  
1928-42, 1946-54  
115-82-15



# Year by Year Results

## 1941 Coach: FG Welch

Southwestern Tech	L	12-13
Washburn	W	20-12
Fort Riley	T	0-0
Southwestern	W	10-0
Fort Hays State	W	22-19
Hastings	W	33-12
Wichita State	L	13-27
Benedictine	T	7-7
Pittsburg State	L	0-13

## 1942 Coach: FG Welch

Fort Riley	L	14-39
Washburn	W	12-0
Southwestern	T	6-6
Fort Hays State	W	40-0
Hastings	W	33-20
Wichita State	L	6-27
Benedictine	L	6-33
Pittsburg State	L	0-13

## 1943-45 Football Suspended

## 1946 Coach: FG Welch

Washburn	L	12-20
Colorado Mines	W	26-6
Colorado St.	L	21-41
Fort Hays State	L	6-25
Rockhurst	W	38-12
Dakota Wesleyan	W	13-0
Benedictine	L	14-26
Pittsburg State	W	21-0
Southwestern	L	20-33

## 1947 Coach: FG Welch

Colorado St.	W	12-0
Fort Riley	W	23-12
Washburn	W	12-6
Iowa State	L	6-33
Southwestern	T	7-7
Fort Hays State	W	39-7
Rockhurst	W	33-0
Benedictine	W	26-7
Pittsburg State	W	28-7

## 1948 Coach: FG Welch

Hastings	W	48-6
Washburn	W	7-0
Bradley	L	6-32
Southwestern	W	32-7
Fort Hays State	W	26-0
Drake	L	20-43
Iowa State	W	26-0
Pittsburg State	W	9-7
Benedictine	W	72-0
!-SW Mo. State	W	34-20

## 1949 Coach: FG Welch

Missouri "B"	L	13-33
Drake	L	0-40
Washburn	W	19-14
Rockhurst	W	32-6
Southwestern	W	30-14
Solegio Military	W	81-0
Fort Hays State	L	0-9
Pittsburg State	L	7-27
Benedictine	W	24-0
Southwestern	W	46-13

## 1950-1959: 33-54-5

### 1950 Coach: FG Welch

Gust. Adolphus	L	7-26
Drake	L	6-27
Eastern Illinois	W	16-0
Washburn	W	27-19
Southwestern	W	14-7
Fort Hays State	W	27-0
Pittsburg State	W	46-0
Benedictine	W	26-6
SW Mo. St.	T	14-14

### 1951 Coach: FG Welch

SW Okla.	W	26-6
Gust. Adolphus	T	7-7
Washburn	L	13-14
South Dakota State	L	14-34
Southwestern	W	52-14
Nebraska-Omaha	L	7-16
Fort Hays State	W	14-7
Pittsburg State	W	7-0
Benedictine	W	33-6

### 1952 Coach: FG Welch

Gust. Adolphus	L	0-13
Quincy	W	35-6
Washburn	W	7-6
Drake	L	18-34
Southwestern	W	26-13
Nebraska-Omaha	W	7-6
Fort Hays State	W	20-6
Pittsburg State	W	26-21
Benedictine	W	13-0
Arkansas State	L	7-41

### 1953 Coach: FG Welch

Quincy	T	19-19
Washburn	L	0-21
Arkansas State	L	19-38
Southwestern	W	40-6
Nebraska-Omaha	L	7-32
Fort Hays State	W	20-7
Pittsburg State	L	6-19
Benedictine	L	7-19

### 1954 Coach: FG Welch

Wichita State	L	7-69
NE Okla. St.	L	0-6
Minnesota-Duluth	L	7-20
Washburn	L	6-14
Nebraska-Omaha	L	6-38
Fort Hays State	L	6-20
Pittsburg State	L	7-20
Benedictine	W	27-26
Southwestern	W	33-10

## Coach Keith Caywood

### 1955-66

### 25-79-5

### 1955 Coach: K. Caywood

Nebraska-Omaha	L	13-35
NE Okla. St.	L	12-30
SW Mo. St.	L	26-27
Washburn	L	6-26
Southwestern	L	7-29
Fort Hays State	L	20-32
Pittsburg State	L	0-7
Benedictine	L	7-20
Minnesota-Duluth	L	7-12
North Texas State	L	0-62

### 1956 Coach: K. Caywood

Nebraska-Omaha	T	7-7
NE Okla. St.	L	12-27
SW Mo. St.	W	13-0
Washburn	L	6-34
Southwestern	L	6-13
Fort Hays State	W	14-13
Pittsburg State	L	0-35
Benedictine	L	14-25
Central Okla. St.	L	14-42

### 1957 Coach: K. Caywood

NE Okla. St.	L	6-25
SW Mo. St.	L	13-33
Graceland (Iowa)	W	7-6
Washburn	L	0-25
Southwestern	W	12-6
Missouri S&T	L	14-27
Pittsburg State	L	0-46
Benedictine	L	13-36
Central Okla. St.	L	7-27

### 1958 Coach: K. Caywood

Central Mo.	W	23-0
SW Mo. St.	L	0-14
Nebraska-Omaha	W	32-6
Washburn	W	27-6
Southwestern	W	13-6
Fort Hays State	T	7-7
Pittsburg State	L	14-20
Benedictine	L	6-28
Central Okla. St.	W	20-18
#Lincoln Univ.	L	0-21

### 1959 Coach: K. Caywood

Central Mo.	L	21-23
SW Mo. St.	L	7-12
Southwestern	L	14-18
Washburn	W	24-13
Nebraska-Omaha	L	13-20
Fort Hays State	W	26-0
Pittsburg State	L	6-20
Benedictine	L	13-22
Central Okla. St.	L	0-12

## 1960-1969: 25-60-5

### 1960 Coach: K. Caywood

Central Mo.	L	12-21
SW Mo. St.	W	6-0
Central Okla. St.	L	7-28
Washburn	W	7-6
Nebraska-Omaha	L	0-7
Fort Hays State	W	26-14
Pittsburg State	L	0-50
Benedictine	L	12-15

### 1961 Coach: K. Caywood

Lincoln Univ.	L	6-22
SW Mo. St.	L	12-19
Central Okla. St.	L	7-27
Central Mo.	L	7-12
Washburn	W	26-10
Nebraska-Omaha	L	0-7
*Fort Hays State	L	7-12
Pittsburg State	L	0-35
Benedictine	L	0-19
*FHSU later Forfeited		

### 1962 Coach: K. Caywood

Lincoln Univ.	W	6-0
SW Mo. St.	L	7-14
Central Okla. St.	L	7-44
Central Mo.	T	0-0
Washburn	L	6-7
Nebraska-Omaha	L	7-33
Fort Hays State	W	14-13
Pittsburg State	L	14-21
Benedictine	W	21-19

### 1963 Coach: K. Caywood

Southern Colo. St.	W	21-20
SW Mo. St.	L	0-14
Central Okla. St.	L	0-20
Central Mo.	W	13-7
Washburn	L	6-32
Nebraska-Omaha	L	13-27
Fort Hays State	L	13-28
Pittsburg State	T	0-0
William Jewel	T	21-21

### 1964 Coach: K. Caywood

SW Mo. St.	L	14-21
William Jewel	L	0-28
Central Mo.	L	0-21
Northwest Mo. St.	L	0-33
Southern Colo. St.	L	7-27
Fort Hays State	L	19-20
Pittsburg State	L	10-35
Nebraska-Omaha	L	13-19
Washburn	L	6-19

### 1965 Coach: K. Caywood

SW Mo. St.	L	13-38
William Jewel	L	0-20
Central Mo.	L	6-7
Northwest Mo. St.	W	28-27
Southern Colo. St.	L	13-26
Fort Hays State	L	7-42
Pittsburg State	L	10-35
Nebraska-Omaha	L	14-46
Washburn	L	0-21



# Year by Year Results



<b>1966 Coach: K. Caywood 3-6</b>		
Washburn	W	14-0
SW Mo. St.	L	7-28
William Jewel	L	31-43
Central Mo.	L	14-23
Southern Colo. St.	L	0-22
Fort Hays State	L	13-27
Pittsburg State	W	27-20
Nebraska-Omaha	L	0-13
Washburn	W	12-6

**Coach Ron Blaylock  
1967-1968  
6-11-2**

<b>1967 Coach: R. Blaylock 1-9</b>		
SW Mo. St.	L H	13-27
William Jewel	L H	27-28
Central Mo.	L A	14-41
Sul Ross State	L A	7-40
Southern Colo. St.	L A	6-34
Fort Hays State	L A	7-26
Pittsburg State	L H	7-27
Nebraska-Omaha	L A	26-31
Washburn	W H	34-7
Colorado St.	L A	0-77

<b>1968 Coach: R. Blaylock 5-2-2</b>		
St. Mary's, Plains	W	37-20
East Central Okla.	L	27-40
Central Mo.	T	41-41
Peru State (Neb.)	W	41-0
Southern Colo. St.	W	20-17
Fort Hays State	W	41-21
Pittsburg State	T	27-27
Nebraska-Omaha	L	26-27
Washburn	W	47-19

**Coach Jim Lance  
1969-1970  
7-11-0**

<b>1969 Coach: Jim Lance 6-3</b>		
Wayne State	W	56-0
Colorado St.	L	30-33
Central Mo.	L	45-56
Peru State (Neb.)	W	76-6
Southern Colo. St.	L	9-10
Fort Hays State	W	34-7
Pittsburg State	W	34-21
Nebraska-Omaha	W	62-21
Washburn	W	28-14

**1970-1979: 30-67-1**

<b>1970 Coach: Jim Lance 1-8</b>		
Wayne State	L	3-31
Central Mo.	L	16-23
Mo. Southern	L	6-39
Southern Colo. St.	L	14-20
Fort Hays State	W	42-31
Northern Colo.	L	21-55
Nebraska-Omaha	L	21-35
Washburn	L	21-34
Pittsburg State	L	14-45

**Coach Bud Elliott  
1971-73  
17-11-1**

<b>1971 Coach: Bud Elliott 3-6-1</b>		
Arkansas Tech	L A	14-31
Wayne State	W H	13-0
Central Mo.	L A	7-10
Mo. Southern	L A	3-18
Southern Colo. St.	L H	9-30
Fort Hays State	W A	23-21
Northern Colo.	L H	0-24
Nebraska-Omaha	T H	14-14
Washburn	W A	3-0
Pittsburg State	L H	10-41

<b>1972 Coach: Bud Elliott 7-4</b>		
Arkansas Tech	L	7-10
Wayne State	W	21-0
Central Mo.	W	20-10
Pittsburg State	L	21-6
Northern Colo.	W	6-0
Southern Colo. St.	W	24-10
Fort Hays State	W	17-7
Mo. Southern	L	9-14
Nebraska-Omaha	W	17-7
Washburn	W	41-7
%William Penn	L	14-17

<b>1973 Coach: Bud Elliott 7-2</b>		
Arkansas Tech	W	41-17
Central Mo.	W	36-10
Pittsburg State	W	30-0
Northern Colo.	W	10-0
Southern Colo. St.	W	45-12
Fort Hays State	W	15-9
Mo. Southern	W	30-24
Nebraska-Omaha	L	10-13
Washburn	L	10-70

**Coach Dave Hoover  
1974-1978  
9-40**

<b>1974 Coach: D. Hoover 2-7</b>		
Arkansas Tech	W	20-16
SW Mo. St.	L	13-24
Cameron	L	7-35
Central Mo.	L	0-27
Washburn	L	15-36
Pittsburg State	L	6-10
Northern Colo.	L	26-45
Southern Colo. St.	L	13-50
Fort Hays State	W	28-12

<b>1975 Coach: D. Hoover 1-9</b>		
Mo. Southern	L	13-20
SW Mo. St.	W	36-32
Cameron	L	12-43
Central Mo.	L	3-20
Washburn	L	13-42
Pittsburg State	L	0-10
Northern Colo.	L	7-55
Southern Colo. St.	L	20-34
Fort Hays State	L	8-20
Kearney State	L	6-42

<b>1976 Coach: D. Hoover 0-10</b>		
Mo. Southern	L	6-28
SW Mo. St.	L	0-28
Central Mo.	L	7-10
Kearney State	L	7-21
Washburn	L	0-21
Pittsburg State	L	27-40
Mo. Western	L	7-21
Wayne State	L	0-20
Fort Hays State	L	2-6
Benedictine	L	15-21

<b>1977 Coach: D. Hoover 3-7</b>		
SW Mo. St.	L	6-33
Doane	W	30-27
Central Mo.	L	20-25
Washburn	L	12-40
Fort Hays State	W	10-0
Mo. Southern	W	15-13
Kearney State	L	0-31
Mo. Western	L	9-27
Pittsburg State	L	25-48
Wayne State	L	9-25

<b>1978 Coach: D. Hoover 2-8</b>		
Doane	L H	10-20
Benedictine	L A	7-12
Central Mo.	W A	24-23
Washburn	L H	7-17
Fort Hays State	L H	17-27
Mo. Southern	L A	0-17
Kearney State	L H	0-17
Mo. Western	L A	17-49
Pittsburg State	L A	14-41
Wayne State	W H	28-14

**Coach Bob Seaman  
1979-1982  
10-30-0**

<b>1979 Coach: B. Seaman 4-6</b>		
Doane	L	6-13
Benedictine	W	13-3
Central Mo.	W	21-0
Washburn	W	17-11
Mo. Southern	W	21-10
Mo. Western	L	4-31
Kearney State	L	7-10
Wayne State	L	6-7
Fort Hays State	L	21-31
Pittsburg State	L	0-16

**1980-1989: 51-54**

<b>1980 Coach: B. Seaman 2-8</b>		
Doane	W	9-7
Benedictine	L	6-9
Central Mo.	L	11-17
Washburn	W	45-7
Mo. Southern	L	7-14
Mo. Western	L	18-41
Kearney State	L	0-12
Wayne State	L	0-20
Fort Hays State	L	6-34
Pittsburg State	L	13-32

<b>1981 Coach: B. Seaman 1-9</b>		
NW Okla. St.	W A	14-10
Central Mo.	L H	7-16
Northwest Mo. St.	L H	7-14
Pittsburg State	L H	7-14
Washburn	L A	10-17
Mo. Southern	L A	9-21
Mo. Western	L H	14-35
Kearney State	L H	7-24
Wayne State	L A	17-20
Fort Hays State	L A	15-16

<b>1982 Coach: B. Seaman 3-7</b>		
NW Okla. St.	W H	14-8
Baker	W A	24-14
Northwest Mo. St.	L A	6-31
Pittsburg State	L A	7-14
Washburn	W H	20-13
Mo. Southern	L H	28-34
Mo. Western	L A	14-22
Kearney State	L A	0-28
Wayne State	L H	6-17
Fort Hays State	L H	28-29



**Coach Larry Kramer  
1983-1994  
71-54**

<b>1983 Coach: L. Kramer 2-8</b>		
NW Okla. St.	L A	33-59
Baker	L H	14-30
Chardon State	W H	18-6
Washburn	L A	7-41
Mo. Southern	L A	6-41
Mo. Western	L H	20-22
Kearney State	L H	12-26
Wayne State	W A	14-13
Fort Hays State	L A	10-43
Pittsburg State	L H	14-37

<b>1984 Coach: L. Kramer 3-7</b>		
Southwestern	W A	27-23
NW Okla. St.	L H	0-40
Baker	L A	0-34
Washburn	W H	14-0
Mo. Southern	L H	6-24
Mo. Western	L A	6-28
Kearney State	L A	3-44
Wayne State	L H	7-30
Fort Hays State	W H	17-7
Pittsburg State	L A	22-44



# Year by Year Results

## 1985 Coach: L. Kramer 6-4

Western State	W	A	35-0
Southwestern	W	H	6-0
Baker	W	H	25-7
Pittsburg State	W	H	41-9
Washburn	L	A	18-25
Mo. Southern	L	A	26-34
Mo. Western	L	H	8-10
Kearney State	W	H	17-14
Wayne State	W	A	26-24
Fort Hays State	L	A	26-35

## 1986 Coach: L. Kramer 8-2

Western State	W	H	35-6
Southwestern	W	A	34-14
Baker	W	A	35-7
Pittsburg State	L	A	27-59
Washburn	W	H	22-16
Mo. Southern	W	H	11-0
Mo. Western	W	A	32-0
Kearney State	L	A	29-30
Wayne State	W	H	43-22
Fort Hays State	W	H	25-16

## 1987 Coach: L. Kramer 7-4

Southwestern	W	H	36-3
Western State	W	A	35-30
Baker	W	H	19-17
Wayne State	W	A	21-12
Mo. Southern	W	H	26-7
Mo. Western	W	H	22-6
Kearney State	W	A	17-16
Fort Hays State	L	A	20-40
Pittsburg State	L	H	9-35
*Washburn	L	H	21-28
^Cameron	L	A	12-17

\*Washburn Later Forfeited

## 1988 Coach: L. Kramer 8-3

Western State	W	H	26-0
Truman	W	A	35-17
Chico State	W	A	23-0
Wayne State	W	H	52-7
Mo. Southern	W	A	45-22
Mo. Western	W	A	36-27
Kearney State	W	H	49-21
Fort Hays State	W	H	37-10
Pittsburg State	L	A	11-21
Washburn	L	A	46-59
^Adams State	L	H	10-14

## 1989 Coach: L. Kramer 11-2

Harding	W	H	5-0
Western State	W	A	35-21
*Arkansas Tech	W	H	42-17
Central Arkansas	L	A	14-20
Wayne State	W	A	31-10
Kearney State	W	A	34-7
NW Okla. St.	W	H	31-13
NE Okla. St.	W	A	15-6
Panhandle St.	W	H	49-13
Fort Hays State	W	A	34-21
^Harding	W	H	32-9
^Adams State	W	A	51-44
^^Carson-Newman	L	A	20-34

\*ESU Later Forfeited

## 1990-1999: 57-48

### 1990 Coach: L. Kramer 6-4

Harding	W	A	21-14
Western State	W	H	23-15
Arkansas Tech	L	A	3-21
Central Arkansas	L	H	9-17
Wayne State	W	H	29-3
Kearney State	W	H	28-21
Fort Hays State	L	H	8-11
NW Okla. St.	W	A	19-6
NE Okla. St.	L	H	22-34
E. Central Okla.	W	H	19-0

### 1991 Coach: L. Kramer 5-5

Fort Hays State	W	A	28-27
Mo. Western	W	H	28-27
Truman	W	A	42-41
Central Mo.	W	H	44-17
Washburn	W	H	49-18
Missouri S&T	L	A	21-27
SW Baptist	L	H	20-42
Pittsburg State	L	A	36-70
Northwest Mo. St.	L	H	36-41
Mo. Southern	L	A	9-45

### 1992 Coach: L. Kramer 7-3

Fort Hays State	W	H	24-17
Mo. Southern	W	H	28-7
Mo. Western	W	A	35-30
Truman	W	H	24-7
Central Mo.	L	A	7-9
Washburn	W	A	25-18
Missouri S&T	W	H	35-6
SW Baptist	W	A	45-6
Pittsburg State	L	H	38-49
Northwest Mo. St.	L	A	41-54

### 1993 Coach: L. Kramer 3-7

Fort Hays State	L	A	7-17
SW Baptist	W	H	42-6
Missouri S&T	W	A	17-0
Northwest Mo. St.	L	H	15-21
Truman	L	A	13-24
Mo. Western	L	H	20-26
Mo. Southern	L	A	17-39
Central Mo.	L	H	3-17
Washburn	W	H	37-19
Pittsburg State	L	A	14-45

### 1994 Coach: L. Kramer 5-5

Fort Hays State	W	H	24-17
SW Baptist	W	A	31-14
Missouri S&T	L	H	14-15
Northwest Mo. St.	W	A	41-26
Truman	L	H	10-28
Mo. Western	L	A	21-28
Mo. Southern	W	H	17-7
Central Mo.	L	A	20-33
Washburn	W	A	43-7
Pittsburg State	L	H	24-43



Coach Manny Matsakis  
1995-1998  
26-18

### 1995 Coach: M. Matsakis 5-6

Fort Hays State	L	A	16-43
Friends	W	H	66-0
Mo. Southern	W	A	26-21
Mo. Western	L	H	28-35
Washburn	W	H	25-24
Missouri S&T	W	A	45-14
SW Baptist	L	H	30-35
Pittsburg State	L	A	12-48
Northwest Mo. St.	L	H	13-23
Truman	W	A	36-19
Central Mo.	L	H	22-52

### 1996 Coach: M. Matsakis 5-6

Wayne State	L	H	38-50
Fort Hays State	L	H	30-42
Mo. Southern	L	H	20-22
Mo. Western	W	A	30-14
Washburn	W	A	40-35
Missouri S&T	W	H	52-20
SW Baptist	W	A	42-7
Pittsburg State	L	H	7-63
Northwest Mo. St.	L	A	34-51
Truman	L	H	20-55
Central Mo.	W	A	32-22

### 1997 Coach: M. Matsakis 7-4

NW Okla. St.	W	A	23-16
Fort Hays State	W	A	51-35
Pittsburg State	L	A	22-32
SW Baptist	W	H	46-7
Truman State	L	A	28-44
Mo. Western	W	H	27-15
Mo. Southern (OT)	L	A	39-40
Central Mo.	W	A	50-10
Washburn	W	A	64-35
Missouri S&T	W	A	77-20
Northwest Mo. St.	L	A	38-44

## 1998 Coach: M. Matsakis 9-2

North Dakota St.	W	A	23-21
Fort Hays State	W	H	41-3
Pittsburg State	W	H	38-28
SW Baptist	W	A	39-14
Truman	L	H	24-25
Mo. Western	W	A	42-34
Mo. Southern	W	H	63-17
Central Mo.	W	A	56-24
Washburn	W	A	35-27
Missouri S&T	W	H	34-14
Northwest Mo. St.	L	A	33-69



Coach Jerry Kill  
1999-2000  
11-11

### 1999 Coach: Jerry Kill 5-6

Fort Hays State	W	A	31-14
Central Oklahoma	L	H	25-28
Central Mo.	W	H	41-12
Mo. Southern	L	A	12-29
Missouri S&T	W	A	48-6
SW Baptist	W	H	31-0
Pittsburg State	L	A	7-21
Northwest Mo. St.	L	H	28-59
Truman (OT)	L	A	24-31
Mo. Western	L	H	7-27
Washburn	W	H	45-20

### 2000-2010: 55-66

### 2000 Coach: Jerry Kill 6-5

Fort Hays State	L	H	10-16
East Central Okla.	W	A	31-14
Central Mo.	L	A	21-34
Mo. Southern	W	H	24-0
Missouri S&T	W	H	49-7
SW Baptist	W	A	34-13
Pittsburg State	L	H	0-21
Northwest Mo. St.	L	A	7-62
Truman	W	H	55-20
Mo. Western	L	A	27-28
Washburn	W	A	35-21



# Year by Year Results



**Coach Dave Wiemers**  
2001-2006  
35-32

**2005 Coach: D. Wiemers 4-6**

Fort Hays State	W	A	52-13
Winona State	L	A	21-40
Southwest Baptist	W	H	45-28
Pittsburg State	L	A	17-52
Northwest Missouri	L	H	0-14
Truman State	W	A	41-12
Missouri Western	L	H	14-21
Washburn	L	H	14-42
Missouri Southern	W	A	22-21

**2006 Coach: D. Wiemers 3-8**

Panhandle State	W	A	69-6
Winona State	L	H	18-21
Fort Hays State	W	H	48-10
Southwest Baptist	W	A	35-31
Pittsburg State (4OT)	L	H	57-59
Northwest Missouri	L	A	17-49
Truman State	L	H	13-14
Missouri Western	L	A	12-24
Washburn	L	A	6-37
Central Mo.	L	A	21-48
Missouri Southern	L	H	33-34

**2001 Coach: D. Wiemers 5-6**

Fort Hays State	W	A	38-21
East Central Okla.	W	H	21-17
Truman	W	A	34-15
Central Mo. (2OT)	L	H	34-40
Mo. Western	L	H	14-34
Pittsburg State	L	A	23-38
Missouri S&T	W	H	31-19
SW Baptist	L	A	10-17
Washburn	W	H	39-18
Mo. Southern (2OT)	L	H	17-23
Northwest Mo. St.	L	A	3-44

**2002 Coach: D. Wiemers 9-3**

Fort Hays State	W	H	38-7
East Central Okla.	W	A	17-9
Truman	W	H	34-17
Central Mo.	L	A	13-41
Mo. Western	W	A	21-14
Pittsburg State	W	H	13-3
Missouri S&T	W	A	40-7
SW Baptist	W	H	21-13
Washburn	L	A	21-34
Mo. Southern	W	A	47-16
Northwest Mo. St.	L	H	5-34
#Winona State (OT)	W	N	34-27

**2003 Coach: D. Wiemers 9-3**

Fort Hays State	W	A	31-21
East Central Okla.	W	H	28-3
Washburn (OT)	W	H	35-28
Missouri Western	W	H	27-24
Truman	W	A	55-24
Northwest Missouri	L	H	13-16
Pittsburg State	W	A	22-20
Southwest Baptist	W	H	20-9
Missouri S&T	W	A	44-27
Missouri Southern	W	A	31-7
Central Mo.	L	H	18-28
@Winona State	L	A	3-10

**2004 Coach: D. Wiemers 5-6**

Fort Hays State	W	H	13-10
Jacksonville State	L	A	16-25
Washburn	L	A	10-28
Missouri Western	W	A	33-30
Truman	W	H	38-21
Northwest Missouri	L	A	28-59
Pittsburg State	L	H	27-72
Southwest Baptist	W	A	34-20
Missouri S&T	L	H	19-29
Missouri Southern	W	H	46-43
Central Mo.	L	A	33-35



**Coach Garin Higgins**  
2007-Present  
29-38

**2007 Coach: G. Higgins 3-8**

Western State	W	A	7-3
Central Oklahoma	W	A	17-7
Southwest Baptist	W	H	35-28
Fort Hays State	L	A	12-26
Missouri Southern	L	A	19-42
Central Mo.	L	H	7-38
Washburn	L	H	21-31
Missouri Western	L	H	21-52
Truman (OT)	L	A	30-33
Northwest Missouri	L	H	7-24
Pittsburg State	L	A	0-62

**2008 Coach: G. Higgins 4-7**

Western State	W	H	42-0
Augustana	W	H	27-14
Nebraska-Omaha	L	A	41-20
Ft. Hays State	W	H	24-13
Missouri Southern	L	H	18-19
Central Mo.	L	A	14-42
Washburn	L	A	6-14
Missouri Western	L	A	21-28
Truman	W	H	35-24
Northwest Missouri	L	A	7-56
Pittsburg State	L	H	7-52

**2009 Coach: G. Higgins 2-9**

Southwestern Okla.	W	H	48-17
Augustana	L	A	21-32
Central Mo.	L	H	21-24
Missouri Southern	L	A	13-34
Fort Hays State	L	A	20-40
Nebraska-Omaha	L	H	13-34
Pittsburg State	L	A	14-44
Northwest Missouri	L	H	12-45
Truman (OT)	W	A	30-24
Missouri Western	L	H	6-29
Washburn	L	H	35-56

**2010 Coach: G. Higgins 5-6**

Southwestern Okla.	W	A	27-7
Missouri S&T	W	H	23-7
Central Mo.	L	A	13-31
Missouri Southern	W	H	30-27
Fort Hays State	W	H	19-6
Nebraska-Omaha	L	A	17-42
Pittsburg State	W	H	17-14
Northwest Missouri	L	A	28-42
Truman	L	H	34-37
Missouri Western	L	A	14-42
Washburn	L	A	0-42

**2011 Coach: G. Higgins 5-6**

Fort Hays State	L	A	17-27
Pittsburg State	L	A	14-38
Central Mo.	L	H	38-45
Langston	W	H	35-7
Washburn	L	H	17-31
Missouri Southern	W	H	31-24
Missouri Western	L	H	16-22
Lincoln	W	A	52-23
Truman	W	H	52-18
Southwest Baptist	W	A	42-28
Northwest Missouri	L	A	21-62

**2012 Coach: G. Higgins 10-2**

Fort Hays State	W	H	41-18
Neb.-Kearney	W	A	58-35
Central Oklahoma	W	H	42-14
Northeastern State	W	A	30-20
Lincoln	W	H	37-25
Southwest Baptist	W	A	19-15
Lindenwood	W	H	13-0
Truman	W	A	52-26
Missouri Western	L	H	28-57
Northwest Missouri	L	A	10-55
Washburn	W	A	55-23
\$TAMU-Kingsville	W	N	45-38

@NCAA Playoffs  
^NAIA Playoffs  
^^NAIA Championship Game  
\$Kanza Bowl  
#Mineral Water Bowl  
%Boot Hill Bowl  
!Mo-Kan Bowl

## ESU Homecoming Results Since Joining the MIAA

YEAR	OPPONENT	SCORE	ATT.
2012	LINDENWOOD	13-0	4047
2011	MWSU	16-22	5367
2010	TSU	34-37	5929
2009	MWSU	6-29	3895
2008	TSU	35-24	5054
2007	MWSU	21-52	5289
2006	TSU	13-14	5534
2005	WU	14-42	6678
2004	MSSU	49-46	5010
2003	SBU	20-9	6041
2002	SBU	21-13	4827
2001	UMR	31-19	5526
2000	TSU	55-20	4077
1999	NWMSU	28-59	6259
1998	MSSC	63-17	4820
1997	CMSU	50-10	1750
1996	UMR	52-20	4333
1995	NWMSU	13-23	3612
1994	MSSC	17-7	4754
1993	MWSC	20-26	4022
1992	PSU	38-49	7640
1991	SBU	20-42	4923

• ESU has averaged 5284 fans at the last ten Homecoming games.



## FACILITIES



Over the last several years, Emporia State has implemented several projects to upgrade their facilities. The projects continue to give Emporia State some of the finest venues in NCAA Division II.

The Emporia State Athletics Weight Room was renovated and expanded over the summer into one of the top facilities in the MIAA. The renovation increase the area of the current “Hornet’s Nest” from 2,460 square feet to over 4,300 square feet and includes state of the art equipment. When the current Hornet track and field weight room, located on the lower level of the HPER Building, is added to the total ESU will have over 6,000 square feet dedicated to athletic strength and conditioning.



Opened in 1937 and dedicated in 1960, Welch Stadium sits just north of beautiful Lake Wooster in the heart of the ESU campus. Crowds as large as 10,000 fans have watched games when bleachers were added in each end zone. Permanent lighting makes it possible to televise games and play at night.

The facility also has been used extensively by individuals outside the University community. Welch Stadium is the home field of the Emporia High School football team and has hosted the Kansas Special Olympics, the 1998 and 2004 Kansas Shrine Bowl. The 1995, 1999 and 2006 NCAA Division II National Track Championships were held here as well.

A Super Turf playing surface was installed at Welch Stadium in the fall of 2005. The field is named Jones Field at Welch Stadium in honor of the W.S. and E.C. Jones Testamentary Trust, the lead contributor to the project.

Zola Witten Track at Welch Stadium was resurfaced over the summer of 2005 as well. The resurfacing prepared ESU as the host site of the 2006 NCAA II men’s and women’s outdoor track and field national championships. The facility hosted the same event in 1995 and 1999.

The Hanna Clubhouse at the Trusler Sports Complex, just north of the ESU campus, has been in place since 2007. The facility houses locker rooms for baseball and softball, as well as coaches offices. It gives Hornet student-athletes on the teams a place to call home before and after games and practices. The second floor of the building serves as an observation deck.





## FACILITIES

Throughout NCAA Division II programs, White Auditorium, built in 1940 as a product of President Franklin D. Roosevelt's Work Projects Administration (WPA), is regarded as one of the premier basketball arenas in the nation. The 70 year old facility was upgraded during the fall of 2008 with a new scoreboard and video board as well as a new color scheme on the arena floor and the throughout the entire building.

The approximately \$270,000 improvement project was funded with City of Emporia general fund and Convention and Visitors Bureau, along with contributions from ESU, the Walter S. and Evan C. Jones Trust, Emporia Sports Promotions, Inc., and Sunflower Gymnastics.

In the fall of 2009 the original wooden balcony seats were replaced with modern black plastic seats, that include cup holders.

In addition to White Auditorium, the ESU basketball and volleyball teams also have a practice facility in the Health, Physical Education and Recreation Building on the Emporia State campus. The practice facility in the HPER underwent a major renovation during the summer of 2008. A new lighting system was installed as well as the playing court getting resurfaced to match the arena floor at White Auditorium.


ESU dedicated Milton Tennis Courts in 2004 in honor of former coach George Milton. Milton was a coach at ESU from 1966-99. The facility, located west of the HPER Building on campus, is used by the men's and women's tennis program and hosted the Hornet women's first ever trip to the NCAA tournament in 2005. The courts were resurfaced and painted in US Open blue during the summer of 2011. The Hornets also play matches at the Emporia High School Courts in northwest Emporia. The EHS complex has 12 lighted courts, allowing for men's and women's matches to be played at the same time.

Jones Park in northwest Emporia is the home of the Emporia State cross country program. The park provides practice facilities and the host-site for the ESU Invitational, a meet hosted by ESU each year. Jones Park was the host site for the 2009 MIAA Cross Country Championships.



### Emporia State Facility Breakdown

NAME	SPORTS	CAPACITY	LOCATION
Jones Park	Men's and Women's Cross Country	1,000	24th Av. & Prairie St./NW Emporia
Milton Tennis Courts	Men's Tennis/Women's Tennis	100	1721 Morse Dr./ESU Campus
Trusler Sports Complex	Baseball/Softball	500/450	900 Trusler Rd./NE Emporia
ESU Pitch	Soccer	500	1890 Morse Dr./ESU Campus
Fran Welch Stadium	Football	7,000	1600 Morse Dr. ESU Campus
William L. White Auditorium	Men's Basketball/Women's Basketball/Volleyball	5,000	111 E 6th Ave./Downtown Emporia
Zola Witten Track	Men's and Women's Track and Field	7,000	1600 Morse Dr./ESU Campus



## FACILITIES



*The computer lab on the HPER Building in just one of many available to student-athletes on the ESU campus. Over 200 computers are available on campus, providing ESU students the highest technologies available.*



Emporia State is committed to providing student-athletes with an environment that will maximize the potential for success. ESU's Health, Physical Education and Recreation Building houses offices for coaches and administrators, weight room facilities, a swimming pool, computer lab, five practice gymnasiums and a state-of-the-art training room. The practice gyms allow the baseball, softball and track and field teams a chance to practice indoors, as well as offer additional practice space for basketball and volleyball.

The Emporia State training room facilities offer student-athletes the finest athletic medicine care available. Director of Sports Medicine John Baxter, along with full-time staff members Blaise Kriley and Leslie Kenney establish injury and illness prevention programs, evaluate and provide immediate care for injury or illness, rehabilitate and recondition athletic injuries, and provide health care administration, education and counseling as related to injury or illness, all under the supervision of Dr. Marshall Havenhill, M.D. Assisting the full-time staff are two certified graduate assistants and numerous undergraduate student assistants.



*A swimming pool in the HPER Building provides student-athletes conditioning and an additional option for physical therapy.*



## HORNETS IN THE COMMUNITY

Emporia State student-athletes didn't just provide the Emporia community with exciting sports action throughout the year, the Hornets also provided the community with more 2,400 hours of community service during the 2010-11 year. The Emporia State Student Athlete Advisory Committee donated \$1,500 to the Make-A-Wish Foundation last year.

Student-athletes worked with organizations like the Make-A-Wish Foundation, Habitat for Humanity, Rebuilding Together, Abundant Harvest Food Kitchen and several local elementary schools on projects that included painting homes for the disadvantaged, dancing and visiting with the elderly at the Senior Prom, collecting canned foods and to recycling.

Our relationship has been and will continue to be very strong with Emporia and the Flint Hills area. Our teams have been a constant in the community. The teams pay attention to how the community perceives them and it is important that we maintain our great relationship.


### 2011-12 Community Engagement Spotlight.

One new initiative that has been in place the last couple of years is the Hangin' with a Hornet mentoring program. This very successful program has paired up Emporia State athletes from all teams with Emporia Middle School students. Emporia State student-athletes meet at the Middle School for lunch with students each week to discuss academics and other topics the students would like guidance on. Over 50 ESU athletes chose to be mentors in 2010-2011.

### MIAA Game Environment Award of Excellence

In response to the creation of the Division II game environment initiative, ESU created "The Sportsmanship Statement", which is presented by a student-athlete either live, via audio recordings, or filmed and shown on a video board to the fans before the start of home football, soccer, volleyball, basketball, softball and baseball contests. The statement encourages fans to cheer for their team while also showing respect to other players, fans, coaches and officials. In addition to the Sportsmanship Statement, the ESU SAAC also created the Sportsmanship Creed, which is displayed in each team's locker room. The Creed was designed to not only convey what it means to be a student-athlete at the institution, but to address how student-athletes should conduct themselves within the campus, community and on the field of play by reaffirming the ideas of Honor, Outstanding, Respect, Nobility, Enthusiasm, Teamwork and Support, better known as H.O.R.N.E.T.S.





# EMPORIA STATE UNIVERSITY

## THIS IS EMPORIA STATE UNIVERSITY



As the university begins to celebrate its 150th Anniversary, Emporia State is gaining the reputation as being the innovative university in the state of Kansas.

It's easy to see why. With aspirations to create an Honors College, launch a \$5.4 million renovation of two of its residence halls, begin work on Wi-Fi for the entire campus and completion of the stunning Memorial Union renovation, Emporia State is a university on the move.

In these and many other ways, Emporia State offers its students a life-changing private liberal arts college experience at a state university price.

The quality of Emporia State's academic programs is also well-known. The university's many accolades include a first-tier regional university designation by U.S. News and World Report, a top-four model teacher education program and international accreditation for our School of Business. The university's science and nursing programs prepare its graduates for rewarding health care careers that are sorely needed in Kansas.

The university's four schools and graduate and distance learning programs embody that quality. In fact, U.S. News and World Report has rated Emporia State's online program as one of the best in the nation. In addition, Emporia State University-Kansas City has robust degree and certificate programs for working adults.



The College of Liberal Arts and Sciences is called the heart of the university for a reason. Every major requires take liberal arts and sciences courses to graduate. From stellar programs in the sciences to music and theatre, the College of Liberal Arts and Sciences has built a reputation of excellence throughout its curriculum by creating critical and creative thinkers.

Likewise, Emporia State's School of Business educates students to become entrepreneurs, critical thinkers and ethical leaders in the workplace. Graduates hold leadership positions at some of the most significant companies in Kansas and the nation. The School of Business holds prestigious Association to Advance Collegiate Schools of Business International accreditation, a designation held by less than 5 percent of business schools worldwide. The accreditation is the "gold standard" that identifies business programs of the highest quality.



As a national leader in teacher preparation, the Teachers College has a rich history of preparing teachers to succeed in the classroom. Arthur Levine, former president of Teachers College, Columbia University, and president of the Woodrow Wilson National Fellowship Foundation, wrote "Educating School Teachers," a national study of America's education schools. He cited four "exemplary" programs in the nation, including Emporia State University. Emporia State is included for its curriculum, student teaching, partnerships (e.g., Professional Development Schools), and the commitment of the faculty to raise the quality of the entire state education system. "ESU is the Camelot for teacher education," Levine said.



## THIS IS EMPORIA STATE UNIVERSITY

The School of Library and Information Management prepares its students to analyze and manage information on a global scale. With coursework through the doctorate level, SLIM offers graduate-level instruction for information managers in all professions. SLIM is the only school of library and information management in a 12-state region accredited by the American Library Association. Its programs, offered in numerous states across the nation, can lead to a Ph.D.

Emporia State prides itself on its hands-on, student-centered approach to education. Along with its commitment to student success, the university has set the bar high for education outcomes. In fact, 90 percent of our graduates have a job or are in graduate school six months after graduation from the university.

Moreover, 85 percent of the seniors who responded to the recent National Survey for Student Engagement say they would choose Emporia State again if they could start their college career over.



### CITY OF EMPORIA PROFILE

Emporia State University is located next to downtown Emporia, a vibrant town of about 27,000 with coffee shops, restaurants, a wonderful art deco theatre and an arts scene that includes a symphony orchestra, which links with Emporia State's renowned music program. Its system of city parks rivals Kansas' best.

Emporia was founded Feb. 20, 1857, and hailed as "the loveliest site in the world for a town." Named for a Greek market center, Emporia has thrived as a focal point for manufacturing and trade. Four major highways intersect in Emporia — Interstate 35, the Kansas Turnpike, U.S. Highway 50 and Kansas Highway 99. Emporia is an important crossroads for the east-central Kansas population. With nearly 700 lodging rooms, 80 dining choices and 30 meeting facilities, Emporia is a great meeting place for regional, state and national conferences and events.

Serving as the county seat, Emporia is the largest city in Lyon County, covering 8.97 square miles. The city's population is about 26,760, and Lyon County has a population of 35,935.

Because the Emporia State University Teachers College is embedded in the area's schools, the city's and area's elementary and secondary school systems are exemplary.

Emporia is known as the "Front Porch to the Flint Hills," the state's most magical landscape with the world's largest tract of undisturbed tall grass prairie. The beautiful Flint Hills also offer the following outdoor experiences:

- Twenty miles from town is the Tallgrass National Prairie Preserve with fishing and more than 40 miles of hiking trails.
- Ready to bike? At the north end of campus, there's College Trails, Emporia's oldest single track trail system. It consists of a network of winding trails that run along the Neosho River.
- Looking for more fishing? Consider the John Redmond Reservoir and Melvern Lake, where you can boat, camp, swim, bike and hike 30 minutes from town.
- Looking to spot an American bald eagle? Just 30 minutes away is the Flint Hills National Wildlife Refuge in Hartford.



## MEMORIAL UNION RENOVATIONS



A \$20 million renovation of Emporia State's Memorial Union was completed this year. The Memorial Union was constructed in 1925 in memory of the students who fought and died in military wars. Additions were constructed in 1958, 1963 and 1972.

By an 80-20 percent margin, ESU students approved a fee increase to help pay for the project.

A Lawrence architectural firm, Treanor Architects P.A., designed the renovation plan following a series of meetings with ESU students, staff and Emporia residents.

### Included in the renovation was:

- Creation of new student lounge space and performance area;
- Renovation of the current student resident dining;
- An addition on the east side of the building featuring a new entrance, information center and admissions office;
- Redesigned entrances to the building's west, south and east sides;
- Redesigned meeting spaces and traffic patterns inside the building;





## MEMORIAL UNION RENOVATIONS

The Memorial Union has a long and storied history on the ESU campus.

On Aug. 15, 1922, — 90 years ago — the Memorial Union was incorporated as a legal entity in 1922. This set in motion the earnest efforts of students and faculty to raise money to build this memorial to Emporia State students who made the supreme sacrifice in service to the country during the Spanish-American War and WWI. The first phase opened on Founders' Day, Feb. 15, 1925 becoming the first student union building west of the Mississippi River, the second student veteran memorial union, the eighth oldest student union in the U.S., and the 15th student union in the world.





## EMPORIA STATE ADMINISTRATION

### Michael D. Shonrock, Ph.D.

#### *President*

When Dr. Michael D. Shonrock became the 16th president of Emporia State University on Jan. 3, 2012, he brought a leadership style influenced by another 16th president — Abraham Lincoln.

“Get out of the office and circulate among the troops” is one tenet of Lincoln’s leadership. Dr. Shonrock is always ready to give and receive high fives and fist bumps with students, faculty and staff alike when he walks across campus.

Lincoln also believed in building strong alliances. For Dr. Shonrock, this means building relationships with faculty, staff and students on campus; alumni and current and future donors; as well as members of the Emporia community, Kansas Board of Regents, Kansas legislators and other academic institutions in the state.

Since March, Dr. Shonrock has been traveling the state of Kansas, meeting with community college partners, media outlets and the public at alumni events. On campus, Dr. Shonrock is a strong advocate for shared governance and works closely with representatives of the Faculty Senate, Classified Assembly and Associated Student Government as well as a new Unclassified Staff Senate.



Partnering with the Emporia community is key to strengthening both the town and university, according to Dr. Shonrock. A Hornet Telethon held in April and organized by the Admissions office was a significant event from this partnership. During the telethon, community leaders worked telephones to contact newly admitted students and welcome them to campus. Other campus and community members spent the same time writing postcards to the new students.

With the enrollment management team, Dr. Shonrock is looking beyond student recruitment to student retention, a key component to increasing enrollment. One goal involves research opportunities for students.

Emporia State has a good reputation for undergraduate research, and Dr. Shonrock has recommended the experience be expanded so that all undergraduate students have the opportunity to participate in research and creative activities. Other goals include enhancing the honors program experience and extending a leadership studies minor. During the Fall 2012 semester, Dr. Shonrock plans to teach an introductory leadership course.

Under Dr. Shonrock’s leadership, Emporia State is embarking on a much-needed housing project — upgrading and renovating Singular and Trusler residence halls. Already on a long-term plan, the project was moved up by allocating on-campus resources to complete the work. Work also is under way to expand the wireless network to cover the entire campus.

A self-described futurist, Dr. Shonrock is focusing on Emporia State’s heritage — the regional institution celebrates its 150th anniversary in 2013 — to determine how to strengthen its future and reinforce the belief that Emporia State provides a private college experience at a public university price. An upcoming “President’s Report on Innovations and Aspirations for Emporia State University” will show how the institution can become what Dr. Shonrock refers to as a “Division 2-plus.”

Dr. Shonrock earned a bachelor’s degree in geography with a chemistry minor and a master’s degree in college student personnel from Western Illinois University, an education specialist degree from Pittsburg State University in Kansas and his Ph.D. in higher education administration from the University of Kansas.

He has worked in higher education senior administration for more than 20 years. With his wife, Karen, Dr. Shonrock has a history of community involvement, what he calls paying “civic rent,” or giving back.

In Emporia, the Shonrocks attend First United Methodist Church. Dr. Shonrock will soon serve on the board of the United Way of the Flint Hills. He attends meetings of the Regional Development Association of East-Central Kansas, the Emporia Area Chamber of Commerce board and the Chamber’s Joint Economic Development Activity Committee and looks forward to joining the RDA and Chamber as a board member in the future.



## EMPORIA STATE ADMINISTRATION

### Kent Weiser

#### *Athletic Director*

Under the leadership of Director of Athletics Kent Weiser, Emporia State has consistently competed at the national level in NCAA Division II on the field, in the classroom and in the stands. In the last five years, three different Hornet programs have competed in four national championship games, culminating with the Lady Hornets 2010 NCAA Division II Women's Basketball National Championship.

Emporia State University has ranked in the top 50 of nearly 300 D-II schools in each of the last five years, highlighted by an MIAA best 11th place finish in the 2007-08 Director's Cup Standings. In the classroom, Emporia State is ranked in the top 20 in the nation in producing Academic All-Americans in the 21st century. The athletic and academic success has combined to place every ESU program in the top 25 in national attendance at some point during Weiser's ten year tenure.

The Hornets have won 23 MIAA regular season team championships and have finished in the top 20 of Division II in 11 different sports under Weiser's leadership.

Emporia State Athletics had five top 20 team finishes in 2009-10 as ten of 15 programs made the NCAA post-season. In addition to the Lady Hornets national championship in basketball, Emporia State also picked up top 20 finishes by the men's and women's indoor track & field, softball, and women's outdoor track & field teams.

In the classroom Emporia State ranks in the top 20 in the nation among Division II schools with 16 Academic All-Americans in the 21st century. Emporia State regularly places over 50 percent of its student-athletes on the A.D.'s Honor Roll and has had an NCAA Top VIII Award winner under Weiser. Nine coaches hired by Weiser have been named MIAA Coach of the Year in their respective sports. During the 2003-04 school year Emporia State was the first NCAA Division II institution to advance to the postseason in football, men's and women's basketball, baseball and softball with 11 of Emporia State's 15 programs competing in the NCAA postseason.

Major capital improvements, such as the Emporia State Athletics Weight Room, Hanna Baseball/Softball Clubhouse, Jones Field SuperTurf, the artificial turf infield at Glennen Field, new scoreboards at the Trusler Sports Complex and White Auditorium and the resurfacing of Witten Track have been completed under his watch with 100 percent of the nearly \$2 million coming from donors. These improvements have helped maintain those facilities as some of the best in the nation at the Division II level. His leadership of Emporia State's fund raising efforts led to the largest single gift for athletics scholarships in school history, a \$1.25 million contribution in 2004.

He helped establish the first department-wide shoe and apparel contracts in NCAA Division II, when Emporia State partnered with Adidas in 2000. Emporia State is still one of just two NCAA Division II athletic programs in the nation to be a Direct Sales Partner with Adidas. The agreement stretches buying power of all 15 Hornet programs and is similar to programs designed for NCAA Division I institutions.

While other institutions were faced with reducing sports, Weiser spearheaded the effort to add women's soccer as a varsity sport, increasing participation opportunities for women at the University for the first time since 1980. His efforts helped Emporia State receive a grant from the NCAA in support of expanding administrative opportunities for women and minorities.

Weiser has been a guest panelist at numerous NCAA and NACDA meetings, including for the Division II Strategic Alliance Matching Grant Enhancement Program and the NCAA Leadership Institute for Minority Males.

Weiser, a native of Great Bend, Kan., received a bachelor of arts and a master of science in education from the University of Kansas. He began his career in athletics at KU, where he worked from 1981-88. During that time, he held administrative positions as ticket manager and marketing director. He also served as the Kansas women's golf coach from 1984-88.

He was the associate director of development for Ottawa University from 1990-93. He joined Emporia State in 1999, after serving as associate athletic director at Oregon State University for six years. Weiser is married to the former Amy Pangrac, and the couple has two daughters, Katie and Abby.





## EMPORIA STATE ADMINISTRATION

### Shane Shivley

#### *Senior Associate Athletic Director for External Operations*

Shane Shivley is in his tenth year with the Emporia State Athletic Department. As Senior Associate Athletic Director, Shivley directs and manages all income generating activities for the athletic department. This includes supervision of the marketing, ticketing, and facilities offices. With his vision, the Hornets have spearheaded campaigns to upgrade facilities across the board. The Trusler Sports Complex has seen development of the Hanna Baseball/Softball Clubhouse, Glennen Field Baseball Turf, and a state of the art baseball hitting facility. Welch Stadium has seen the installation of SuperTurf for Jones Field and Witten Track has been resurfaced. Within the HPER Building, Emporia State has remodeled the Basketball Practice Facility, renovated and expanded the Emporia State Athletics Weight Room and Larry Kramer Hall of Excellence and renovated locker rooms for men's basketball, track and field and tennis. These improvements have helped maintain Emporia State University facilities as some of the best in the nation at the Division II level. Shivley has also led efforts to increase the annual athletic giving each year of his tenure. In 2009-10 Athletic giving topped \$1.45 million according to figures from the ESU Foundation.

In 2011, Shivley served as a speaker at the 2011 NAADD Convention in Orlando, FL speaking on the topic of "The Changing Culture of Raising Funds in Intercollegiate Athletics". Shivley also serves as a member of the South Central Regional Baseball Selection Advisory Committee.

A native of Parsons, Kansas, Shivley earned a bachelor's degree in business from Emporia State in 2000 and his Master's in Sport Administration from Wichita State in 2002.

He is married to the former Mary Decker. The couple are the proud parents of a daughter, Alexa and a son, Maddox.



### Carmen Leeds

#### *Senior Associate Athletic Director for Internal Operations/Senior Woman Admin.*

Carmen Leeds is in her 12th year as Senior Associate Director of Athletics for Internal Operations and Senior Woman Administrator (SWA). She oversees areas of NCAA compliance, CHAMPS/Life Skills, student-athlete services, game management and athletic training. Carmen oversees the student-athlete advisory committee (SAAC) and community service. Under her supervision, each year ESU student-athletes perform over 2,000 hours of community service and SAAC has raised \$3,400 the past three years for the Make-a-Wish Foundation.

The student-athlete advisory committee has sponsored the annual Senior Citizen's Prom for the local community, winning the inaugural Community Engagement Award of Excellence for the MIAA. SAAC also won the 2009 NCAA Game Environment Award, a national award that recognized our schools commitment to creating a positive sports environment, which was spearheaded by the SAAC's development of the ESU Sportsmanship Creed. SAAC was also awarded the "Outstanding Recognized Student Organization" at Emporia State.

At the national level, she currently serves on the NCAA Committee on Women's Athletics and NCAA Student-Athlete Affairs Advisory Committee. Carmen was selected as a 2011 NCAA Pathways Program participant. At the conference level she is the chair of the Legislation and Handbook Committee and the Student Athlete Advisory Committee liaison for the MIAA. She is a past member of the NCAA Division II National Women's Basketball Committee and NCAA Softball Regional Advisory Committee. Carmen also has been asked to be a

facilitator at the NCAA Student Athlete Affairs Symposia, NCAA Leadership Conference, the NCAA Division II Regional Leadership Conference, NCAA CHAMPS/Life Skills Orientation Conference.

A native of Black Mountain, North Carolina, Leeds earned her bachelor's degree from Appalachian State University (N.C.) and her master's of education from Clemson University. She began her collegiate career in athletics at Clemson University as an assistant women's basketball coach and then served as the head women's basketball coach at Brevard College from 1992-95.

She was the head women's basketball coach and Senior Woman Administrator at South Carolina-Upstate from 1995-99. She coordinated the Athletes Can Educate (ACE) program and implemented the school's Student-Athlete Advisory Committee (SAAC). As basketball coach, she had a 100 percent graduate rate among four-year players.

She is married to Greg Leeds, a 1984 ESU graduate, and the couple has three sons, Brian, Matt and Parker.



## EMPORIA STATE ADMINISTRATION

### Don Weast

#### *Assistant Athletic Director for Media Relations*

Don Weast has been in charge of media relations at Emporia State for 11 years and is in his 12th year as a full-time member of the Emporia State University Athletic Department.

Promoted to the title of assistant athletic director for media relations in 2003, Weast oversees media relations, publications and website management for the 15 sport intercollegiate athletic program at Emporia State.

His office has won three Best in Nation awards from CoSIDA for publication excellence. Hornet student-athletes have been voted to All-American honors 32 times and Academic All-American honors 17 times, including three national players of the year and two Academic All-Americans of the Year.

A 1998 graduate of Emporia State, Weast was a sports supervisor at the Emporia Recreation Commission before returning to the university as a student in the sports information office in 1997.

After a year of graduate work at Central Missouri, he returned to Emporia in 1999 as the director of sports promotions. He began his association with the Hornets as a student athletic trainer in 1986. Weast spent part of the 1989-90 season with the now defunct Topeka Sizzlers of the CBA as an athletic trainer.

He earned his BFA from Emporia State in 1998 and is married to the former Terri Kaiser, a 1998 MLS graduate of Emporia State. The couple have a daughter, Emma, and a son, Jack.



### Jeremy Deckard

#### *Assistant Director of Athletic Media Relations/Publications Coordinator*

Jeremy Deckard is in his first year as the Assistant Director of Athletic Media Relations at Emporia State. He comes to Emporia State after working as the media correspondent for the American Association of Independent Professional Baseball's Wichita Wingnuts.

A 1999 graduate of Pittsburg State, Deckard was a teacher and coach after graduation before taking a job with the State of Kansas. He is currently a graduate student in the Social Sciences Department working on his M.A. in history.

"Deck" is a sports correspondent for the Topeka Capital-Journal covering high school sports. He also writes a weekly baseball blog, "View from the Upper Deck" which appears at CJOnline each Monday.

In 2012, Deckard published his first book "Capital City Cubbie: Tales and travels of a Kansas Cubs Fan." Jeremy and his wife of 14 years Amy live in Topeka.





## EMPORIA STATE ADMINISTRATION



### **Luke Kriley**

#### *Director of Operations*

Luke Kriley is in his first full year as the Director of Athletic Operations at Emporia State.

He oversees game management of home events, scheduling and maintenance of the athletic busses and oversees the Hornet Athletic facilities.

He is a Certified Strength and Conditioning Specialist by the National Strength and Conditioning Association and is a member of USA Weightlifting.



### **Davonne Lowry**

#### *Athletic Business Manager*

Davonne Lowry is in her 12th year as the athletic business manager at Emporia State. The Melvern, Kan., native has been at Emporia State since 1985 and has worked in the Hornet Athletic Department since 1995.

She is responsible for the day-to-day business operations of the 15 sport athletic program at Emporia State and maintains the budget for the Hornet athletic department.

She is married to Tom Lowry, and the couple has a daughter and son-in-law, Kelsi and Tanner Coble.



### **Arica (Shepard) Ahlvers**

#### *Director of Athletic Marketing*

Former Emporia State All-American volleyball player Arica (Shepard) Ahlvers is in her first year as the Director of Athletic Marketing for the Hornets.

Ahlvers was a three-time AVCA All-American and holds Emporia State single season and career records in kills, kills per set, double figure kills matches and 20-plus kill matches. Before coming to Emporia State Athletics, she worked as a marketing and sales consultant for Country Legends 106.9 in Topeka.

Her primary duties at Emporia State revolve around generating sponsorships and advertising revenue for the athletic department as well as marketing and promotional efforts. She oversees Emporia State's game day atmosphere and assists with all phases of event management and operations.

A native of Rossville, Kan., Ahlvers graduated from Emporia State in 2010 with a bachelor's degree in marketing. She married Cole Ahlvers, a former football player at Benedictine College.



# EMPORIA STATE ATHLETICS MEDIA RELATIONS

HPER 113 • 1200 Commercial • Box 4020 • Emporia KS 66801

Emporia State University media guides assist you in your coverage of the Hornets and the Mid-America Intercollegiate Athletics Association. Additional information may be requested by calling Don Weast at (620) 341-5526 or via e-mail at [dweast@emporia.edu](mailto:dweast@emporia.edu). His office is housed in the HPER Building, Room 113.

## Credentials

Credentials for all Hornet events may be obtained by calling Weast by noon one-day prior to a home game. Your name will be placed on the media pass list located at the entrance to facility. Should you need a credential for a road contest, you are advised to make your request at least one week prior to the road trip so we can place you on our media list.

## Parking

Parking around ESU Athletic venues is not reserved for members of the media. Please arrive in plenty of time to ensure a parking spot close to the facility.

## Game Services

A media packet including a game program, press release, statistics, etc., is available to media before the game. Complete statistics will be available following the game.

## Emporia State Post-event Interviews

Emporia State University head coaches and selected players will be available in a designated interview area following a brief cooling-off period. Please give a list of requested players to Emporia State athletic media relations personnel.

Please check with the opponent SID for their post-game policy.

## Mid-week Interviews

Practice is open to the media during the week. Please check with Don Weast for the time. Should you need to do a mid-week interview with a player, we request 24-hours notice in meeting your demands.

## Emporia State on the Radio

For the 20th straight season, Hornet athletics can be heard on KFFX-FM, 104.9. ESU football and men's and women's basketball, along with selected baseball and softball games, will be broadcast. Emporia's Radio Stations (KFFX-FM, KVOE AM and FM) will once again provide Emporia State fans with the best source for keeping up with the Hornets. Salina, Kan., native Greg Rahe is in his 20th year of serving as the Voice of the Hornets. Rahe has been honored by the Kansas Association of Broadcasters and taken first place for "sports play-by-play" in a Kansas medium market.

In addition to game coverage, Rahe hosts a weekly show "Hornet Talk" on Mondays at noon. Saturday Morning Sports Talk, a popular area show, can be heard every Saturday morning from 8-9 a.m. Rahe is joined by Tim Miller and Steve Sauder.

## Hornet Webcasts

All Hornet athletic events broadcasted by KFFX-FM, 104.9 will also be available online. Follow the "Hornet Broadcasts" link at [www.emporia.edu/athletics](http://www.emporia.edu/athletics) to hear the live action all around the world. Video webcasts of MIAA games in the sports of football, men's and women's basketball will be available on a pay per view basis through B2tv.com.

## Visit Our Website

All of the following is available on the internet at [www.emporia.edu/athletics](http://www.emporia.edu/athletics)

- Rosters
- Statistics
- Latest Boxscores
- Schedule
- Game Notes

## NEWSPAPERS

### Emporia Gazette\*

Jeff Deters, Beat Writer  
Sam Williams, Sports Editor  
517 Merchant  
Emporia, KS 66801  
(620) 342-4805 [sports@emporiagazette.com](mailto:sports@emporiagazette.com)

### ESU Bulletin\*

Sports Editor  
12th and Commercial, Box 4068  
Emporia, KS 66801  
(620) 341-5201

### Topeka Capital Journal

Ken Corbitt  
6th and Jefferson  
Topeka, KS 66601  
(800) 777-7171 [ken.corbitt@cjonline.com](mailto:ken.corbitt@cjonline.com)

### Kansas City Star

Blair Kerkhoff, Sports  
1729 Grand Avenue  
Kansas City, MO 64108  
(816) 234-4355 [bkerkoff@kcstar.com](mailto:bkerkoff@kcstar.com)

### Wichita Eagle

Tony Adame, Sports  
825 E. Douglas  
Wichita, KS 67201  
(800) 825-6397 [tadame@wichitaeagle.com](mailto:tadame@wichitaeagle.com)

### Hutchinson News

Gene Schinzel, Sports  
(800) 766-5742 [gschinzel@hutchnews.com](mailto:gschinzel@hutchnews.com)

### Salina Journal

Bob Davidson, Sports  
(785) 822-1444 [bdavison@salina.com](mailto:bdavison@salina.com)

## RADIO

### KVOE-AM, FM/KFFX-FM\*

Greg Rahe, Sports Dir.  
P.O. Box 968  
Emporia, KS 66801  
(620) 342-1400 [raheg@kvoe.com](mailto:raheg@kvoe.com)

### KEKS-FM - Kiss 103.1

(620) 343-9393

## TELEVISION

### Topeka - WIBW-13

J.B. Bauersfeld  
631 Commerce Place  
Topeka, KS 66606  
(785) 272-7030 [jb.bauersfeld@wibw.com](mailto:jb.bauersfeld@wibw.com)

### Topeka - KSNT-27, KTKA-49, KTMJ-43

Johnny Kane  
P.O. Box 2700  
Topeka, KS 66601  
(785) 582-5100 [jkane@ksnt.com](mailto:jkane@ksnt.com)

### Wichita - KWCH-TV 12

Bruce Haertl  
(316) 838-1212 [bhaertl@kwch.com](mailto:bhaertl@kwch.com)

### Wichita - KAKE-TV 10

Chris Frye  
(316) 946-1331 [chris.frye@kake.com](mailto:chris.frye@kake.com)

### Wichita - KSNW-TV 3

Jamison Coyle  
(316) 292-1111 [jcoyle@ksn.com](mailto:jcoyle@ksn.com)


### Kansas City - KSHB-TV 41

(816) 221-9949

### Kansas City - WDAF-TV 4

(816) 932-9201

EMPORIA STATE  
UNIVERSITY



## 2013 Emporia State Football Schedule

<u>Day</u>	<u>Date</u>	<u>Opponent</u>	<u>Location</u>	<u>Time</u>	<u>Series Record</u>
Thurs.	Sept. 5	at *Fort Hays State	Hays, Kan.	7:00 p.m.	ESU leads 50-34-2
Thurs.	Sept. 12	*Neb.-Kearney (Home Opener)	Emporia, Kan.	6:00 p.m.	UNK leads 11-6
Sat.	Sept. 21	at *Central Oklahoma	Edmond, Okla.	6:00 p.m.	UCO leads 9-4-1
Sat.	Sept. 28	*Northeastern St. (Family Day/Traditions)	Emporia, Kan.	1:00 p.m.	NSU leads 5-2
Sat.	Oct. 5	at *Lincoln	Jefferson City, Mo.	2:00 p.m.	ESU leads 3-2
Sat.	Oct. 12	*Southwest Baptist (Homecoming/MIAA TV)	Emporia, Kan.	2:00 p.m.	ESU leads 16-3
Sat.	Oct. 19	at *Lindenwood	St. Charles, Mo.	1:30 p.m.	ESU leads 1-0
Sat.	Nov. 2	at *Missouri Western	St. Joseph, Mo.	1:30 p.m.	MWSU leads 24-11
Sat.	Nov. 9	*Northwest Missouri	Emporia, Kan.	1:00 p.m.	NWMSU leads 25-2
Sat.	Nov. 16	*Washburn (Senior Day)	Emporia, Kan.	1:00 p.m.	ESU leads 52-51-6

