

# EMPORIA STATE UNIVERSITY™

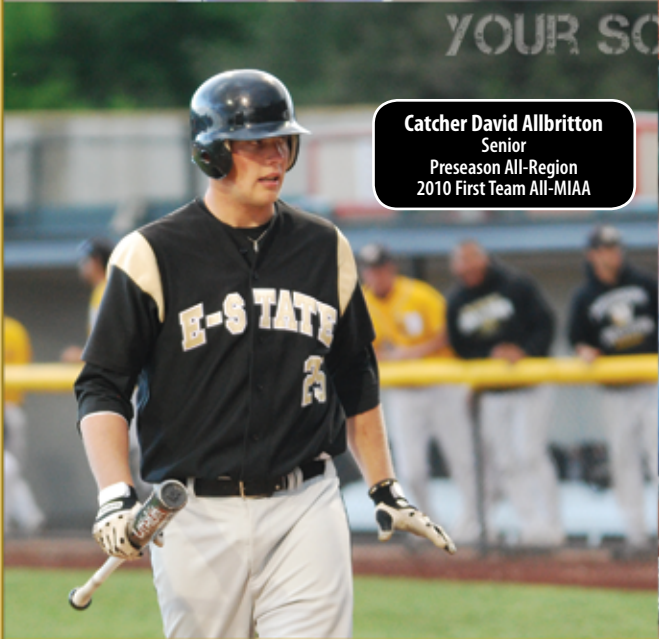
# HORNETS



**Third Baseman Kevin Wempe**  
Senior



**Pitcher Jake Hosey**  
Senior  
2010 Second Team All-MIAA



**Catcher David Allbritton**  
Senior  
Preseason All-Region  
2010 First Team All-MIAA



**Outfielder Travis Whipple**  
Senior  
2010 Second Team All-MIAA



2009 MIAA Champions  
2008 MIAA Champions  
2007 MIAA Champions  
2006 MIAA Champions  
1993 MIAA Champions

## 2011 BASEBALL MEDIA GUIDE



2010 NCAA Regional  
2009 D-II Runner-Up  
2008 NCAA Regional  
2007 NCAA Regional  
2006 D-II World Series  
2005 NCAA Regional  
2004 NCAA Regional  
1993 NCAA Regional



# T.V. AND RADIO ROSTER



Kevin Wempe



Jacob White



J.D. Herman



Brett Kinsel



Dillon Hazlett



Parker Amos



Andy Cotton



Zach Gove



Jake Hoesy



Casey Lippoldt



Justin Maxson



Jake Martin



Derek Brooks



Rudy Weiser



Karsten Strelhoff



Drew Wilkinson



Joe Kornbrust



Boaz Beard



Travis Whipple



David Allbritton




Zack Carlson




Michael Cotter



Matt Robertson



Zach Dodson



Drew Smith



David Holman



Joe Vaskas



Kyle Rosine



Spencer Blades



Brandon Faulkner



Shawn Talkington




Dorain Williams



Jarrod Miller



Dominik King



Adam Petz



Joe Hoesy



Bob Fornelli



Andy Schatzley



John Martin



Kellen Mitts



Chris Fieger



Tyler Lemke



# TABLE OF CONTENTS



## Table of Contents

---

TV/Radio Roster . . . . .	IFC
General Information . . . . .	1
Table of Contents . . . . .	1
Baseball Quick facts . . . . .	1
Glennen Field at Trusler Sports Complex . . . . .	2
2011 Schedule . . . . .	3
Head Coach Bob Fornelli . . . . .	4-5
Assistant Coaches . . . . .	5
2011 Roster . . . . .	6-7
Pronunciation Guide . . . . .	6
<b>Meet the Hornets</b>	
Hornet Profiles . . . . .	8-17
Newcomers . . . . .	17-20
Hornets in the 2010 World Series . . . . .	21
2010 Season Review . . . . .	22-23
2010 Results . . . . .	24-25
Past MIAA Champions . . . . .	25
2010 Statistics . . . . .	26-28
2010 Team Leaders . . . . .	29
The MIAA . . . . .	30
Honors and Awards . . . . .	31
MIAA Statistics/Leaders . . . . .	32-33
MIAA Opponents . . . . .	34
All-time Series Records . . . . .	35
Hornet No-Hitters . . . . .	36
Hornet All-Americans . . . . .	36
Past All-MIAA Selections . . . . .	36
The Roger Newell Award . . . . .	36
Professional Signees . . . . .	37
ESU Records . . . . .	38-39
MIAA Records . . . . .	40-41
ESU Year by Year Scores . . . . .	42-47
Emporia State Athletics . . . . .	48-50
History of Corky . . . . .	51
Athletic Facilities . . . . .	52-54
Hornets in the Community . . . . .	55
Commitment to Quality Education . . . . .	56-60
Athletic Staff Directory . . . . .	61
ESU Athletics Administration . . . . .	62-66
Phone Directory . . . . .	67
ESU Hall of Honor . . . . .	68
Media Information . . . . .	IBC

## General Information

---

Location . . . . .	Emporia, Kan.
Founded . . . . .	1863
Affiliation . . . . .	NCAA II
Conference . . . . .	Mid-America
. . . . .	Intercollegiate Athletics Association
Enrollment . . . . .	6,128
Home Field . . . . .	Glennen Field
. . . . .	at Trusler Sports Complex
Capacity . . . . .	500
Colors . . . . .	Black and Old Gold
Nickname . . . . .	Hornets
President . . . . .	Dr. Michael Lane
Athletic Director . . . . .	Kent Weiser
Assoc. A.D. for Internal Affairs . . . . .	Carmen Leeds
Assoc. A.D. for External Affairs . . . . .	Shane Shivley
Asst. A.D. for Media Relations . . . . .	Don Weast
Faculty Representative . . . . .	Dr. John Rich
Men's Athletic Trainer . . . . .	John Baxter
Women's Athletic Trainer . . . . .	Leslie Kenney

## Media Relations

---

Assistant A.D. for Media Relations . . . . .	Don Weast
E-mail . . . . .	dweast@emporia.edu
Office . . . . .	(620) 341-5526
Home . . . . .	(620) 342-6406
Assistant Director (Baseball Contact) . . . . .	Josh Slaughter
E-mail . . . . .	jslaughter@emporia.edu
Office . . . . .	(620) 341-6038
Press Box Trusler Sports Complex . . . . .	(620) 343-1815
Fax . . . . .	(620) 341-5808

## Coaching Staff

---

Head Coach . . . . .	Bob Fornelli
Alma Mater . . . . .	Emporia State '91
Record at ESU . . . . .	307-119 (.721)
Years at ESU . . . . .	7
Career Record . . . . .	613-232 (.725)
Years . . . . .	13
Assistant Coaches . . . . .	Andy Schatzley and John Martin
Graduate Assistant . . . . .	Chad Lee
Baseball Office Phone . . . . .	(620) 341-5930

## Credits/On the Cover

---

The 2011 Emporia State Baseball Media Guide was produced by the ESU Athletic Media Relations Office, Donald Weast Director, Assistant Director, Josh Slaughter. Photos by Matthew Hicks, MSH Photography, University Photography, James Garvey, Director, Stephen Coleman and Josh Slaughter. Mug shots courtesy of ESU ID Office. Guide was printed by ESU Printing Services. Cover Design by Kat Dorcas, ESU Printing Services.

## Baseball Quick Facts

---

2010 Record . . . . .	42-16 (.724)
2010 MIAA Record/Finish/Tournament . . . . .	31-9/2nd/2nd
Starting position players returning/lost . . . . .	5/3
Pitchers returning/lost . . . . .	2/2
Letterman returning/lost . . . . .	18/12



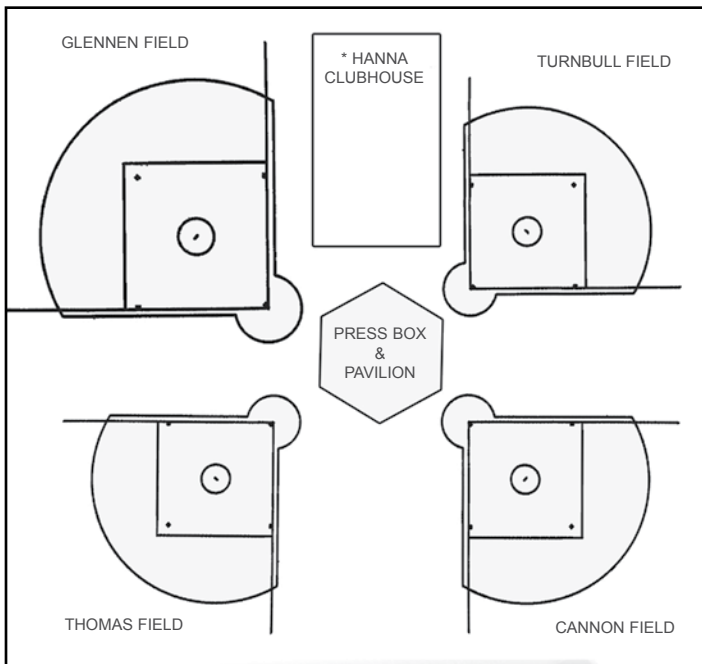
# GLENNEN FIELD AT TRUSLER SPORTS



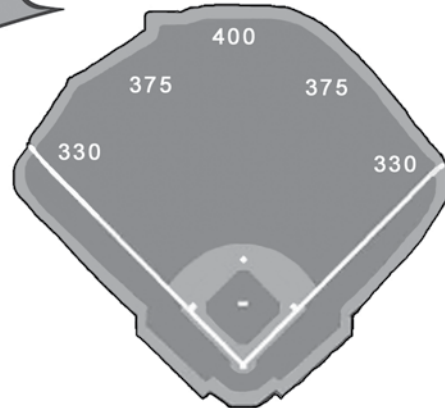
\* Hanna Clubhouse Features

- V.I.P Viewing Deck
- Coaches Offices
- Players Lounge and Meeting Area
- Player Lockers
- Restroom and Shower Facilities
- Washer/Dryer Facilities
- Team and Facility Storage Area
- Umpire Dressing Room
- Washer/Dryer Facilities

Indoor Hitting Facility



GLENNEN FIELD AT TRUSLER SPORTS COMPLEX HOME OF THE



The Trusler Sports Complex was completed in 1992 thanks to the generosity of the Trusler Foundation. Established in 1957 by Harold and Irene Trusler, the Trusler Foundation seeks to improve the quality of life in Emporia and surrounding areas. After great success in the agriculture business, as heads of the Trusler-Cook Grain Company, the Truslers wished to share their good fortune with the community of Emporia. The Trusler Sports Complex is one of the many projects made possible by the Trusler Foundation.

Starting in December of 2005, renovations began to improve the Trusler Sports Complex. One of the additions is the Hanna clubhouse overlooking the Baseball and Softball teams' home fields. Named after major project contributors, Chuck and Doris Hanna, the new Hanna Clubhouse includes a viewing deck for fans as well as new lockerrooms, facilities and coaches offices.

Glennen Field, where the Hornets play their home baseball games, was named in honor of Emporia State University President, Dr. Robert E. Glennen. Dr. Glennen was the thirteenth president of Emporia State University and held the position from 1985 to 1997. In addition to Glennen Field, three other fields are part of the Trusler Sports Complex. Turnbull Field, where the Emporia State Softball team plays their home games, is named in honor of J. Michael Turnbull, president and trustee of the Trusler Foundation. Cannon Field is named in honor of Joe Cannon, a lifelong Emporian who provided the lead gift of land that has become Trusler Sports Complex. Thomas Field is named in honor of Tom D. Thomas, treasurer and trustee of the Trusler Foundation.

In 2009, further renovations were undertaken. A new artificial turf has been added to Glennen Field to replace the infield. Money for the project was donated by the Trusler Foundation who has been instrumental in the cultivation of the complex since it opened. Both Turnbull and Glennen Field also got new scoreboards during the 2009 season thanks to the gift by the Bill and Aloha Preston Family. The two boards will be state of the art Daktronics wireless scoreboards that will replace the originals from the complex's opening in 1994. And in November and December 2009 the Hornets completed their indoor hitting facility to finish the renovations.





# 2011 SCHEDULE



<b>Feb. 15</b>	<b>Newman</b>	<b>Emporia</b>	<b>2 p.m.</b>
Feb. 22	at Newman	Wichita, Kan.	3 p.m.
<b>Feb. 26</b>	<b>Arkansas Tech</b>	<b>Emporia</b>	<b>12 noon</b>
<b>Feb. 27</b>	<b>New Mexico Highlands</b>	<b>Emporia</b>	<b>12 noon</b>
March 4	at Pittsburg State	Pittsburg, Kan.	3 p.m.
March 5	at Pittsburg State (DH)	Pittsburg, Kan.	1 p.m.
March 6	at Pittsburg State	Pittsburg, Kan.	12 noon
March 11	at Truman	Kirksville, Mo.	2 p.m.
March 12	at Truman (DH)	Kirksville, Mo.	1 p.m.
March 13	at Truman	Kirksville, Mo.	12 noon
<b>March 18</b>	<b>Southwest Baptist (7/9)</b>	<b>Emporia</b>	<b>2 p.m.</b>
<b>March 19</b>	<b>Southwest Baptist (7/9)</b>	<b>Emporia</b>	<b>12 noon</b>
<b>March 22</b>	<b>Southwest Oklahoma</b>	<b>Emporia</b>	<b>6 p.m.</b>
<b>March 23</b>	<b>Southwest Oklahoma</b>	<b>Emporia</b>	<b>12 noon</b>
March 25	at Fort Hays State	Hays, Kan.	6 p.m.
March 26	at Fort Hays State (DH)	Hays, Kan.	1 p.m.
March 27	at Fort Hays State	Hays, Kan.	12 noon
<b>April 1</b>	<b>Nebraska-Omaha</b>	<b>Emporia</b>	<b>6 p.m.</b>
<b>April 2</b>	<b>Nebraska-Omaha (DH)</b>	<b>Emporia</b>	<b>1 p.m.</b>
<b>April 3</b>	<b>Nebraska-Omaha</b>	<b>Emporia</b>	<b>12 noon</b>
April 5	at Missouri Western (7/9)	St. Joseph, Mo.	4 p.m.
<b>April 8</b>	<b>Missouri Southern</b>	<b>Emporia</b>	<b>6 p.m.</b>
<b>April 9</b>	<b>Missouri Southern (DH)</b>	<b>Emporia</b>	<b>1 p.m.</b>
<b>April 10</b>	<b>Missouri Southern</b>	<b>Emporia</b>	<b>12 noon</b>
<b>April 12</b>	<b>Missouri Western (7/9)</b>	<b>Emporia</b>	<b>4 p.m.</b>
<b>April 15</b>	<b>Lincoln</b>	<b>Emporia</b>	<b>6 p.m.</b>
<b>April 16</b>	<b>Lincoln (DH)</b>	<b>Emporia</b>	<b>1 p.m.</b>
<b>April 17</b>	<b>Lincoln</b>	<b>Emporia</b>	<b>12 noon</b>
April 21	at Central Missouri	Warrensburg, Mo.	6 p.m.
April 22	at Central Missouri (DH)	Warrensburg, Mo.	1 p.m.
April 23	at Central Missouri	Warrensburg, Mo.	12 noon
April 29	at Washburn (7/9)	Topeka, Kan.	4 p.m.
<b>April 30</b>	<b>Washburn (7/9)</b>	<b>Emporia</b>	<b>4 p.m.</b>
<b>May 3</b>	<b>#Wichita Wingnuts</b>	<b>Emporia</b>	<b>7 p.m.</b>
May 6	at Northwest Missouri	Maryville, Mo.	3 p.m.
May 7	at Northwest Missouri (DH)	Maryville, Mo.	1 p.m.
May 8	at Northwest Missouri	Maryville, Mo.	12 noon
May 12-15	MIAA Tournament	Kansas City, Mo.	
May 19-22	NCAA Div. II Regional	TBA	

All DH's 7/7 unless noted

#= Exhibition Game

\*MIAA Game

**Home Games in Bold and played at Trusler Sports Complex**



# HEAD COACH BOB FORNELLI



## Bob Fornelli



### Profile \_\_\_\_\_

ESU Head Coach

Season: 8th  
Years: 2004-present

Jersey: # 33

Emporia State '91

Bob Fornelli is in his Eighth year as head coach of the Hornets after going 42-16 last season and coaching the Hornets to their seventh straight NCAA Regional Tournament. In 13 years of coaching, Fornelli is 613-232, making him the third winningest active coach by percentage in NCAA Division II baseball. For the seventh straight year, and in all of Fornelli's seasons as head coach, the Hornets advanced to the NCAA Division II Regional Tournament.

In 2009 the Hornets made their deepest run in the NCAA tournament ever, making the national championship game in Cary, N.C. before falling to Lynn 2-1. The Hornets won their second straight MIAA Championship and won their second NCAA Regional Championship. Conner Crumbliss earned All-American honors and was named the MIAA Player of the Year.

In 2008 Fornelli had three players earn All-American honors and Keith Hernandez was named the National Player of the Year. In 2007 the Hornets advanced to the NCAA Central Regional by defeating Central Missouri to win the MIAA post-season tournament.

The Hornets finished the 2006 campaign by winning the MIAA Regular Season Championship and NCAA Central Region Championship on their way to Emporia State University's first NCAA Division II World Series appearance. Fornelli had nine players selected to the All-MIAA teams in 2006 which included 1st Team All-American and NCAA Division II "Pitcher of the Year" Gabe Medina. Medina along with catcher John Martin were selected in the 15th and 24th rounds of the 2006 Major League Baseball Amateur Draft. Prior to coming to Emporia State, he coached for seven years at Ft. Hays State and averaged 44 wins year during his time with the Tigers.

Fornelli, a 1991 graduate of ESU, spent seven years at FHSU where he compiled a 306-113 record. In his last year with the Tigers, they won the Rocky Mountain Athletic Conference regular season and postseason tournament titles. They also hosted the NCAA Division II West Region tournament. Ft. Hays ended the season ranked 15th in D-II, the sixth year Fornelli had the Tigers in the final Top 30 poll. He is the winningest coach in FHSU history and led the Tigers to the RMAC championship four times in his seven years. Fornelli led FHSU to the NCAA Division II national championship game in 2000 and was in the NCAA regional tournament six times. Eight of Fornelli's players have been selected in the Major League Baseball draft, including current Florida Marlin relief pitcher Nate Field.

Prior to his time in Hays, Fornelli was the pitching coach at Butler County Community College in El Dorado, Kan., from 1991 until 1996. During his tenure the Grizzlies were 195-86 and finished third in the NJCAA World Series in 1994.

Fornelli, a native of Lenexa, Kan., was an honorable mention all-Central States Intercollegiate Conference catcher for the Hornets as a senior after transferring from BCCC. He is married to the former Jill Harris of Madison, Kan. The couple has three daughters - Emma, Rylie and Addison.

### Year by Year Results

Year	School	W	L	Pct.
1997 *	Fort Hays State	48	15	.762
1998 *	Fort Hays State	44	14	.759
1999 *	Fort Hays State	35	22	.614
2000 * #	Fort Hays State	54	12	.818
2001	Fort Hays State	37	19	.661
2002	Fort Hays State	43	16	.729
2003 *	Fort Hays State	45	15	.750
2004 *	Emporia State	36	22	.621
2005 *	Emporia State	41	20	.656
2006 * #	Emporia State	48	13	.787
2007 *	Emporia State	41	24	.631
2008 *	Emporia State	50	10	.833
2009 * #	Emporia State	49	14	.778
2010 *	Emporia State	42	16	.724
<b>Career Totals</b>		<b>613</b>	<b>232</b>	<b>.725</b>

\* NCAA Regional Tournament # NCAA Championship Participant

### NCAA Postseason Appearances

Year	School	Tournament Finish	W	L
1997	FHSU	West Region - Chico, Calif.	2	2
1998	FHSU	West Region - Chico, Calif.	1	2
1999	FHSU	West Region - Chico, Calif.	0	2
2000	FHSU	National Finalists - Montgomery, Ala.	7	2
2003	FHSU	West Region - Hays, Kan.	1	2
2004	ESU	Central Region - Warrensburg, Mo.	1	2
2005	ESU	Central Region - Warrensburg, Mo.	0	2
2006	ESU	World Series- Montgomery, Ala.	4	2
2007	ESU	Central Region - Warrensburg, Mo.	2	2
2008	ESU	Central Region - Emporia, Kan.	2	2
2009	ESU	National Finalists - Cary, N.C.	7	2
2010	ESU	SC Region - Warrensburg, Mo.	0	2



**Hornet Coaching Records - by Victories**

Dave Bingham	1973-1987	15	557	223	.714
Brian Embery	1988-2003	16	458	320	.589
Jack Smitheran	1969-1972	4	123	61.668	Bill Kerr
	1958-1962	5	58	55	.513
Larry Cochell	1967-1968	2	54	27	.667
Guy Owen	1966	1	33	32	.508
Larry Ensminger	1963-1965	4	25	20	.556
Bob Ives	1949-1950	2	19	9	.679
Rick Niclai	1962	1	11	8	.579
Joe Pease	1952	1	8	5	.615
John Buckley	1951	1	6	5	.545
Noel McGregor	1957	1	5	6	.455
Chuck Sisson	1956	1	4	4	.500

Head Coach Bob Fornelli with his wife Jill and his three daughters: Rylie, Emma and Addison.

**John Martin**

John Martin enters his third season as the Hornets pitching coach. He spent three years as a member of the Hornets squad and was the 2006 Roger Newell Award Winner. He coached the Liberal Beejays to the 2010 National Baseball Congress World Series.

Following his senior season he was drafted by the Los Angeles Dodgers in the 24th round of the draft. He spent time with both the Gulf Coast Dodgers and the Ogden Raptors where he hit .256 with 29 RBI and an on-base percentage of .343. In 2008 he played with the Kansas City T-Bones of the Northern League where he hit .257 with three home runs and 30 RBI.

Profile

Pitching Coach

Season: 3rd  
Years: 2008-pres

Jersey: # 38

Emporia State '06  
Shawnee, Kan.



**Andy Schatzley**

Andy Schatzley begins his first season as an assistant coach for the Hornets. He joins ESU after two seasons as a Graduate Assistant Lubbock Christian who won the 2010 NAIA National Championship. He was also the head coach of the El Dorado Broncho's when they won the 2009 National Baseball Congress World Series.

He played baseball for two seasons at Pratt Community College and also spent two seasons at Lyon College where he was NAIA All-Academic.

Profile

Assistant Coach

Season: 1st  
Years: 2011-pres

Jersey: # 5

Lyon College '08  
Paragould, Ark.



**Chad Lee**

Chad Lee enters his first season with the Hornets as an assistant coach after finishing a career in the Oakland A's minor league system.

He played at Barton County Community College during the 2005-06 season's and was named first team All-Jayhawk conference in 2006. He was drafted in the fourth round by the Oakland A's during the 2006 major league baseball draft. During his three seasons he went 6-3 with a 4.04 ERA.

He is a graduate of Putnam City High School in Putnam City, Okla.

Profile

Assistant Coach

Season: 1st  
Years: 2011-pres

Jersey: # 26

Barton County '06  
Putnam City, Okla.





# 2011 ROSTER



## Numerical Roster

No	Name	Pos	B/T	Ht	Wt	Yr	Hometown	Previous School
1	Kevin Wempe	IF/OF	R/R	6-1	180	Sr.	Topeka, Kan.	Hayden HS
2	Jacob White	IF	R/R	5-10	170	Sr.	Kansas City, Kan.	Highland CC
3	Beau Poston	OF	R/R	5-8	160	Jr.	Arlington, Texas	Odessa JC
6	J.D. Herman	IF	R/R	6-0	185	Sr.	Omaha, Neb.	Butler CC
7	Brett Kinsel	RHP	R/R	5-11	175	Sr.	Baytown, Texas	Angelo State
8	Dillon Hazlett	INF	R/R	6-2	180	Sr.	Topeka, Kan.	North Carolina
9	Parker Amos	OF	R/R	6-0	180	Sr.	Overland Park, Kan.	Arkansas State
10	Andy Cotton	IF	R/R	5-8	170	Sr.	Lincoln, Neb.	Nebraska
11	Zach Gove	RHP	R/R	6-0	170	Jr.	Olathe, Kan.	Johnson County CC
12	Jake Hosey	RHP	R/R	6-1	195	Sr.	Topeka, Kan.	Allen CC
13	Casey Lippoldt	RHP	R/R	5-11	175	Sr.	Pratt, Kan.	Pratt CC
14	Justin Maxson	RHP	R/R	6-0	180	Jr.	Wichita, Kan.	Maize HS
15	Jake Martin	LHP	L/L	6-2	185	Sr.	Shawnee, Kan.	Mid-America Nazarene
17	Derek Brooks	INF/RHP	R/R	6-2	185	Jr.	Houston, Texas	Odessa JC
19	Rudy Weiser	C	R/R	6-1	220	Jr.	Manhattan, Kan.	Manhattan HS
20	Karsten Strelhoff	OF	R/R	5-11	185	Sr.	Saskatoon, Saskatchewan	Labette County CC
21	Drew Wilkinson	OF	R/R	6-2	195	Jr.	Manhattan, Kan.	Hutchinson CC
22	Joe Kornbrust	INF/RHP	R/R	6-3	190	Jr.	Lawrence, Kan.	Pratt CC
23	Boaz Beard	RHP	R/R	6-1	185	Fr.	Wichita, Kan.	Iowa State
24	Travis Whipple	OF	R/R	5-11	175	Sr.	Morgan City, La.	Louisiana-Lafayette
25	David Albritton	C	R/R	6-6	205	Sr.	Shreveport, Louis.	Barton CC
27	Zack Carlson	IF	L/R	6-2	205	So.	Topeka, Kan.	New Mexico
28	Michael Cotter	RHP	R/R	6-6	200	Sr.	Overland Park, Kan.	Barton CC
29	Matt Robertson	RHP	R/R	6-1	195	Sr.	Valley Center, Kan.	Barton CC
30	Zach Dodson	LHP	L/L	6-2	205	Jr.	Burlingame, Kan.	Allen CC
31	Drew Smith	RHP	R/R	6-3	190	Sr.	Eaton, Colo.	Barton CC
32	David Holman	RHP	R/R	6-5	190	Jr.	Andale, Kan.	Hutchinson CC
34	Joe Vaskas	INF/OF	R/R	6-0	200	Jr.	Bethpage, N.Y.	Concordia Univ.
35	Kyle Rosine	RHP	R/R	6-1	205	Jr.	Knob Knoster, Mo.	Hutchinson CC
36	Spencer Blades	LHP	L/L	6-2	205	Sr.	Kansas City, Mo.	Barton CC
37	Brandon Faulkner	RHP	R/R	6-5	200	Jr.	Yates Center, Kan.	Kansas State
RS	Shawn Talkington	RHP	R/R	6-0	160	Fr.	Cottonwood Falls, Kan.	Chase County HS
RS	Dorain Williams	OF	R/L	5-9	180	Sr.	Olathe, Kan.	Butler County CC
RS	Jarrold Miller	LHP	L/L	6-2	170	Fr.	Olathe, Kan.	Olathe East HS
RS	Dominick King	RHP	R/R	6-4	185	So.	Wichita, Kan.	Kapaun HS
RS	Adam Petz	C	R/R	6-2	175	Fr.	Lawrence, Kan.	Lawrence HS
RS	Joe Hosey	INF	R/R	5-11	175	Sr.	Topeka, Kan.	Washburn

## Pronunciation Guide

1	Kevin Wempe	Wim-pee
7	Brett Kinsel	Kin-zul
13	Casey Lippoldt	Lip-olt
20	Karsten Strelhoff	Car-stun Stry-loff
22	Joe Kornbrust	Corn-Brewst
25	David Albritton	All-Bri-ton

## On the Mound



### Starters

- 17 - Derek Brooks
- 12 - Jake Hosey
- 29 - Matt Robertson
- 37 - Brandon Faulkner
- 31 - Drew Smith
- 28 - Michael Cotter

## IN THE PEN

- 11 - Zach Gove
- 13 - Casey Lippoldt
- 14 - Justin Maxson
- 15 - Jake Martin
- 22 - Joe Kornbrust
- 23 - Boaz Beard
- 30 - Zach Dodson
- 32 - David Holman
- 35 - Kyle Rosine
- 36 - Spencer Blades

### Closers

- 11 - Zach Gove
- 7 - Brett Kinsel



# 2011 ROSTER



## By Class

### 16 Seniors

1 Kevin Wempe	OF	Topeka, Kan.
2 Jacob White	IF	Kansas City, Kan.
6 J.D. Herman	IF	Omaha, Neb.
7 Brett Kinsel	RHP	Baytown, Texas
8 Dillon Hazlett	OF	Topeka, Kan.
9 Parker Amos	OF	Overland Park, Kan.
10 Andy Cotton	IF	Lincoln, Neb.
12 Jake Hosey	RHP	Topeka, Kan.
13 Casey Lippoldt	RHP	Pratt, Kan.
15 Jake Martin	LHP	Shawnee, Kan.
20 Karsten Strelloff	OF	Saskatoon, Sask.
24 Travis Whipple	OF	Morgan City, Louis.
25 David Albritton	C	Shreveport, Louis.
28 Michael Cotter	RHP	Overland Park, Kan.
29 Matt Robertson	RHP	Valley Center, Kan.
31 Drew Smith	RHP	Eaton, Colo.

### 13 Juniors

3 Beau Poston	OF	Arlington, Texas
11 Zach Gove	RHP	Olathe, Kan.
14 Justin Maxson	RHP	Wichita, Kan.
17 Derek Brooks	RHP	Houston, Texas
19 Rudy Weiser	C	Manhattan, Kan.
21 Drew Wilkinson	OF	Manhattan, Kan.
22 Joe Kornbrust	INF/RHP	Lawrence, Kan.
30 Zach Dodson	LHP	Burlingame, Kan.
32 David Holman	RHP	Andale, Kan.
34 Joe Vaskas	INF/OF	Bethpage, N.Y.
35 Kyle Rosine	RHP	Knob Knoster, Mo.
36 Spencer Blades	LHP	Kansas City, Mo.
37 Brandon Faulkner	RHP	Yates Center, Kan.

### 2 Sophomore

11 Zach Gove	RHP	Olathe, Kan.
27 Zach Carlson	IF	Topeka, Kan.

### 1 Freshmen

23 Boaz Beard	RHP	Wichita, Kan.
---------------	-----	---------------

## By State

### UNITED STATES

#### Kansas - 19

	City	Previous School
1 Kevin Wempe	Topeka	Hayden HS
2 Jacob White	Kansas City	Highland CC
8 Dillon Hazlett	Topeka	North Carolina
9 Parker Amos	Overland Park	Arkansas State
11 Zach Gove	Olathe	Johnson County CC
12 Jake Hosey	Topeka, Kan.	Allen CC
13 Casey Lipholdt	Pratt	Pratt CC
14 Justin Maxson	Wichita	Maize HS
15 Jake Martin	Shawnee	Mid-American Nazarene
19 Rudy Weiser	Mahattan	Manhattan HS
21 Drew Wilkinson	Manhattan	Hutchinson CC
22 Joe Kornbrust	Lawrence	Pratt CC
23 Boaz Beard	Wichita	Iowa State
27 Zach Carlson	Topeka	New Mexico
28 Michael Cotter	Overland Park	Barton CC
29 Matt Robertson	Valley Center	Barton CC
30 Zach Dodson	Burlingame	Allen County CC\32
32 David Holman	Andale	Hutchinson CC
37 Brandon Faulkner	Yates Center	Kansas State

#### Texas - 3

	City	Previous School
3 Beau Poston	Arlington	Odessa JC
7 Brett Kinsel	Baytown	Angelo State
17 Derek Brooks	Houston	Odessa JC

#### Missouri - 2

	City	Previous School
35 Kyle Rosine	Knob Knoster	Hutchinson CC
36 Spencer Blades	Kansas City	Barton CC

#### Nebraska - 2

	City	Previous School
6 J.D. Herman	Omaha	Butler CC
10 Andy Cotton	Lincoln	University of Nebraska

#### Louisiana - 2

	City	Previous School
24 Travis Whipple	Morgan City	Louisiana-Lafayette
25 David Albritton	Shreveport	Barton CC

#### Colorado - 1

	City	Previous School
31 Drew Smith	Eaton	Barton CC

#### New York - 1

	City	Previous School
34 Joe Vaskas	Bethpage	Concordia (N.Y.)

### CANADA


#### Saskatchewan - 1

	City	Previous School
20 Karsten Stelioff	Saskatoon	Labette County CC

## COACHING STAFF

33 Bob Fomelli	Head Coach	(ESU '91)	8th yr.
38 John Martin	Pitching Coach		3rd yr.
5 Andy Schatzley	Assistant Coach		1st yr.
26 Chad Lee	Assistant Coach		1st yr.
00 Chris Fieger	Student Assistant		1st yr.
0 Tyler Lemke	Student Assistant		1st yr.

## In the Field





# MEET THE 2011 HORNETS



### Profile

Height: 6'0"  
 Weight: 185  
 Position: 3B  
 Bats: Right  
 Throws: Right  
 Season: 5th  
 Year: Senior

Topeka, Kansas  
 Topeka Hayden HS

## Kevin Wempe

# 1

### In 2010

Hit .284 last season with four home runs and 31 RBI...hit .359 with runners on base during the year...had 15 two-out RBI.

### In 2009

Hit .308 with eight home runs and 42 RBI...is second amongst Hornets returning in runs scored after scoring 61 last season.

### In 2008

Was named honorable mention All-MIAA...was fifth in the MIAA in runs scored with 60 on the season...was third in the league in on-base percentage at .490 on the year...hit .363 on the year with seven home runs and 43 RBI in 46 starts as a freshman.

### In 2007

Redshirted during the 2007 season for the Hornets

### High School

Lettered four times in baseball and four times in basketball for the Wildcats of Topeka Hayden...named All-State, All-City and All-Centennial League.

### Personal

Parents are Jim and Joan Wempe

### Career Highs

Runs: 5 vs. Minn.-Duluth (03/08/08)  
 Hits: 5 vs. Angelo State (05/14/09)  
 RBIs: 7 vs. Angelo State (05/14/09)  
 2B: 2 3x last vs. Angelo State (05/14/09)  
 SB: 2 vs. Pittsburg State (04/01/08)  
 BB: 2 3x last vs. Central Mo. (05/09/10)

YEAR	AVG	GP	GS	AB	R	H	2B	3B	HR	RBI	TB	SLG%	BB	HBP	SO	GDP	OB%	SF	SH	SB	ATT	PO	A	E	FLD%
2008	.363	52	46	157	60	57	9	0	7	43	87	.554	27	13	24	1	.490	1	6	9	9	20	72	8	.920
2009	.308	63	62	227	61	70	22	0	8	42	116	.511	17	14	30	6	.391	0	8	9	10	37	135	11	.940
2010	.284	46	37	134	34	38	8	1	4	31	60	.448	13	10	17	2	.386	1	3	4	5	19	64	11	.883
<b>TOTAL</b>	<b>.319</b>	<b>161</b>	<b>145</b>	<b>518</b>	<b>155</b>	<b>165</b>	<b>39</b>	<b>1</b>	<b>19</b>	<b>116</b>	<b>263</b>	<b>.508</b>	<b>57</b>	<b>37</b>	<b>71</b>	<b>9</b>	<b>.422</b>	<b>2</b>	<b>17</b>	<b>22</b>	<b>24</b>	<b>76</b>	<b>271</b>	<b>30</b>	<b>.920</b>



### Profile

Height: 5-10  
 Weight: 170  
 Position: INF/OF  
 Bats: Right  
 Throws: Right  
 Season: 3rd  
 Year: Senior

Kansas City, Kan.  
 Highlands CC

## Jacob White

# 2

### In 2010

Started 27 games and played in 48 for the Hornets...hit .247 with seven RBI.

### In 2009

Was named to the All-National Tournament team, after hitting his first career home run against Grand Valley State...hit .397 and made 19 starts, most at the end of the season and had 12 RBI and scored 20 runs.

### 2007-08 Highlands CC

Hit .306 for the Scotties during his freshman season.

### High School

Was a letter winner in baseball and basketball for Louisberg High School...set a record for most runs score in a single season while with the Wildcats...hit .327 during senior season.

### Career Highs

Runs: 3 vs. Angelo State (05/14/09)  
 Hits: 3 3x last vs. NWMSU (04/03/10)  
 RBIs: 2 2x last vs. Central Mo. (05/18/09)  
 2B: 2 vs. Nebraska-Omaha (05/16/09)  
 SB: 1 7x last vs. Central Mo. (05/08/10)  
 BB: 2 3x last vs. Incarnate Word (05/13/10)

YEAR	AVG	GP	GS	AB	R	H	2B	3B	HR	RBI	TB	SLG%	BB	HBP	SO	GDP	OB%	SF	SH	SB	ATT	PO	A	E	FLD%
2009	.397	27	19	73	20	29	4	2	1	12	40	.548	8	0	4	1	.457	0	3	3	3	42	55	6	.942
2010	.247	48	27	93	16	23	2	0	0	7	25	.269	15	0	15	0	.349	1	2	4	6	70	90	5	.970
<b>TOTAL</b>	<b>.313</b>	<b>75</b>	<b>46</b>	<b>166</b>	<b>36</b>	<b>52</b>	<b>6</b>	<b>2</b>	<b>1</b>	<b>19</b>	<b>65</b>	<b>.392</b>	<b>23</b>	<b>0</b>	<b>19</b>	<b>1</b>	<b>.395</b>	<b>1</b>	<b>5</b>	<b>7</b>	<b>9</b>	<b>112</b>	<b>145</b>	<b>11</b>	<b>.959</b>



# MEET THE 2011 HORNETS



## Profile

Height: 6-0  
 Weight: 185  
 Position: INF  
 Bats: Right  
 Throws: Right  
 Season: 2nd  
 Year: Senior

Omaha, Neb.  
 Butler County CC

## J.D. Herman

6

### In 2010

Started 17 games for the Hornets making 30 total appearances on the season...hit .308 with one home run and ten RBI...had four doubles...only struck out eight times in 65 at-bats...had a .400 on base percentage...hit .314 when the bases were empty.

### At Butler County Community College

Was named an Academic All-District during his sophomore year...was named Honorable Mention All-Jayhawk Conference his freshman season.

### High School

Was a letter-winner in baseball at Omaha Northwest High School...was named Academic All-State.

### Career Highs

Runs: 2 3x last vs. MSSU (04/18/10)  
 Hits: 3 vs. Missouri Southern (04/18/10)  
 RBIs: 3 vs. Bethany (03/23/10)  
 2B: 1 4x last vs. Washburn (04/25/10)  
 BB: 2 at Rockhurst (04/20/10)

YEAR	AVG	GP	GS	AB	R	H	2B	3B	HR	RBI	TB	SLG%	BB	HBP	SO	GDP	OB%	SF	SH	SB	ATT	PO	A	E	FLD%
2010	.308	30	17	65	11	20	4	0	1	10	27	.415	9	1	8	0	.400	0	2	0	2	20	61	3	.964
<b>TOTAL</b>	<b>.308</b>	<b>30</b>	<b>17</b>	<b>65</b>	<b>11</b>	<b>20</b>	<b>4</b>	<b>0</b>	<b>1</b>	<b>10</b>	<b>27</b>	<b>.415</b>	<b>9</b>	<b>1</b>	<b>8</b>	<b>0</b>	<b>.400</b>	<b>0</b>	<b>2</b>	<b>0</b>	<b>2</b>	<b>20</b>	<b>61</b>	<b>3</b>	<b>.964</b>



## Profile

Height: 6-0  
 Weight: 180  
 Position: OF  
 Bats: Right  
 Throws: Right  
 Season: 3rd  
 Year: RS- Sr.

Overland Park, Kan.  
 Arkansas-Little Rock

## Parker Amos

9

### In 2010

Saw action in 22 games for the Hornets during the 2010 season...hit .281 with four RBI...hit .333 with runners in scoring position.

### At Johnson County Community College

Was named Honorable Mention All-Jayhawk East.

### High School

Was an All-State performer at Shawnee Mission Northwest during his senior season.

### Career Highs

Runs: 1 6x last vs. Mo. Western (05/01/10)  
 Hits: 2 at Fort Hays State (03/07/10)  
 RBIs: 1 4x last at Rockhurst (04/20/10)  
 2B: 1 2x last vs. Mo. Western (05/01/10)  
 SB: 1 2x last vs. Rockhurst (04/20/10)  
 BB: 1 2x last vs. NW Missouri (04/30/10)

YEAR	AVG	GP	GS	AB	R	H	2B	3B	HR	RBI	TB	SLG%	BB	HBP	SO	GDP	OB%	SF	SH	SB	ATT	PO	A	E	FLD%
2010	.281	22	6	32	6	9	2	0	0	4	11	.344	2	1	5	1	.343	0	0	2	2	8	1	0	1.000
<b>TOTAL</b>	<b>.281</b>	<b>22</b>	<b>6</b>	<b>32</b>	<b>6</b>	<b>9</b>	<b>2</b>	<b>0</b>	<b>0</b>	<b>4</b>	<b>11</b>	<b>.344</b>	<b>2</b>	<b>1</b>	<b>5</b>	<b>1</b>	<b>.343</b>	<b>0</b>	<b>0</b>	<b>2</b>	<b>2</b>	<b>8</b>	<b>1</b>	<b>0</b>	<b>1.000</b>



# MEET THE 2011 HORNETS



### Profile

Height: 5-8  
Weight: 170  
Position: INF  
Bats: Right  
Throws: Right  
Season: 3rd  
Year: Senior

Lincoln, Neb.  
University of Nebraska

## Andy Cotton

# 10

### In 2010

Started 45 games for the Hornets hitting .235 with two home runs and 22 runs driven in...had seven stolen bases...had 12 two out RBI.

### In 2009

Was named honorable mention All-MIAA last season...hit .332 with three home runs and 37 runs driven in...started in 57 of the Hornets 63 games...had 16 doubles and a .381 on-base percentage.

### 2008 University of Nebraska

Hit .375 while starting the final two games of the Big 12 Tournament.

### High School

Had a .337 average, 27 runs scored and 23 RBIs as a senior at Lincoln Southwest High School...was named second-team All-Nebraska by the Omaha World-Herald

### Career Highs

Runs: 5 at Nebraska-Omaha (03/29/10)  
Hits: 4 at Nebraska-Omaha (03/29/10)  
RBI: 4 2x last at Neb.-Omaha (03/29/10)  
2B: 2 vs. Missouri Western (04/05/09)  
SB: 1 11x last at Neb.-Omaha (03/28/10)  
BB: 2 at Neb.-Omaha (03/28/10)

YEAR	AVG	GP	GS	AB	R	H	2B	3B	HR	RBI	TB	SLG%	BB	HBP	SO	GDP	OB%	SF	SH	SB	ATT	PO	A	E	FLD%
2009	.332	57	57	187	42	62	16	0	3	37	87	.465	6	12	29	7	.381	5	3	4	7	74	184	15	.945
2010	.235	45	45	132	28	31	3	0	2	22	40	.303	15	7	22	3	.340	2	5	7	8	51	133	16	.920
<b>TOTAL</b>	<b>.292</b>	<b>102</b>	<b>102</b>	<b>319</b>	<b>70</b>	<b>93</b>	<b>19</b>	<b>0</b>	<b>5</b>	<b>59</b>	<b>127</b>	<b>.398</b>	<b>21</b>	<b>19</b>	<b>51</b>	<b>10</b>	<b>.363</b>	<b>7</b>	<b>8</b>	<b>11</b>	<b>15</b>	<b>125</b>	<b>317</b>	<b>31</b>	<b>.934</b>



### Profile

Height: 6-1  
Weight: 195  
Position: RHP  
Bats: Right  
Throws: Right  
Season: 2nd  
Year: Senior

Topeka, Kan.  
Allen County CC

## Jake Hosey

# 12

### In 2010

Was named second team All-MIAA as he went 9-1 in 13 starts last season with a team second best 3.79 ERA...led the team with 64 strikeouts on the season...allowed opposing hitters only a .236 batting average...averaged 7.82 strikeouts per nine innings pitched to lead the Hornet starters.

### Allen County Community College

Went 11-1 with a 3.13 ERA and 82 strikeouts for the Red Devils.

### High School

Pitched a perfect game during his senior season to lead Topeka Seaman to the State Tournament...was named both All-City and All-State his senior season.

### Career Highs

IP: 7.0 3x last vs. Fort Hays State (05/07/10)  
SO: 12 vs. Missouri Southern (04/17/10)

YEAR	ERA	W	L	APP	GS	CG	SHO	CBO	SV	IP	H	R	ER	BB	SO	2B	3B	HR	BFB/AVGW	HBP	SF	A	SHA	
2010	3.79	9	1	13	13	3	0	0	0	73.2	66	32	31	22	64	11	1	5	311	.236	2	9	0	0
<b>TOTAL</b>	<b>3.79</b>	<b>9</b>	<b>1</b>	<b>13</b>	<b>13</b>	<b>3</b>	<b>0</b>	<b>0</b>	<b>0</b>	<b>73.2</b>	<b>66</b>	<b>32</b>	<b>31</b>	<b>22</b>	<b>64</b>	<b>11</b>	<b>1</b>	<b>5</b>	<b>311</b>	<b>.236</b>	<b>2</b>	<b>9</b>	<b>0</b>	<b>0</b>



# MEET THE 2011 HORNETS



### Profile

Height: 5-11  
 Weight: 175  
 Position: RHP  
 Bats: Right  
 Throws: Right  
 Season: 3rd  
 Year: Senior

Pratt, Kan.  
 Pratt CC

## Casey Lippoldt

# 13

### In 2010

Made four appearances for the Hornets throwing 3.2 innings and striking out four.

### In 2009 Medical Redshirt

Made four appearances for the Hornets and was injured for most of the season... had two strikeouts in his two innings of work. He received a medical redshirt for the season.

### 2007-08 Pratt CC

Played two seasons and was a letter-winner for the Beavers.

### High School

Was a three-year letter winner in both football and baseball for Fort Morgan High School in Kansas...was named All-Tri Valley League twice in baseball for the Mustangs.

### Career Highs

IP: 1.1 at Central Missouri (05/09/10)  
 SO: 2 2x last at SW Baptist (03/19/10)

YEAR	ERA	W	L	APP	GS	CG	SHO	CBO	SV	IP	H	R	ER	BB	SO	2B	3B	HR	BFB/AVGWP	HBP	SF	A	SHA	
2009	49.50	0	0	4	0	0	0	0	0	2.0	13	11	11	2	2	5	2	1	22	.684	2	1	0	0
2010	22.09	0	0	4	0	0	0	0	0	3.2	8	9	9	3	4	0	0	2	23	.444	1	1	0	1
<b>TOTAL</b>	<b>31.76</b>	<b>0</b>	<b>0</b>	<b>8</b>	<b>0</b>	<b>0</b>	<b>0</b>	<b>0</b>	<b>0</b>	<b>5.2</b>	<b>21</b>	<b>20</b>	<b>20</b>	<b>5</b>	<b>6</b>	<b>5</b>	<b>2</b>	<b>3</b>	<b>45</b>	<b>.568</b>	<b>3</b>	<b>2</b>	<b>0</b>	<b>1</b>



### Profile

Height: 6-0  
 Weight: 180  
 Position: RHP  
 Bats: Right  
 Throws: Right  
 Season: 4th  
 Year: RS-Jr.

Maize, Kan.  
 Maize HS

## Justin Maxson

# 14

### In 2010

Made seven appearances for the Hornets pitching 8.0 total innings.

### In 2009

Made nine appearances for the Hornets picking up two wins and boasting a 5.28 ERA... struck out nine in 15.1 innings of work...opposing hitters only managed a .230 average against him.

### In 2008

Redshirted during the 2008 season.

### High School

Was a two year letter winner in baseball for Maize High School...was a member of state teams during '04 and '05 for the Eagles.

### Career Highs

IP: 5.0 vs. Truman (4/10/09)  
 SO: 6 vs. Bethany (4/1/09)

YEAR	ERA	W	L	APP	GS	CG	SHO	CBO	SV	IP	H	R	ER	BB	SO	2B	3B	HR	BF	B/AVG	WP	HBP	SFA	SHA
2009	5.28	2	0	9	0	0	0	1	0	15.1	14	10	9	2	9	4	0	2	66	.230	2	3	0	0
2010	12.38	0	0	7	0	0	0	0	0	8.0	14	11	11	2	3	2	0	4	38	.412	2	1	0	1
<b>TOTAL</b>	<b>7.71</b>	<b>2</b>	<b>0</b>	<b>16</b>	<b>0</b>	<b>0</b>	<b>0</b>	<b>1</b>	<b>0</b>	<b>23.1</b>	<b>28</b>	<b>21</b>	<b>20</b>	<b>4</b>	<b>12</b>	<b>6</b>	<b>0</b>	<b>6</b>	<b>104</b>	<b>.295</b>	<b>4</b>	<b>4</b>	<b>0</b>	<b>1</b>



# MEET THE 2011 HORNETS



### Profile

Height: 6-2  
Weight: 185  
Position: LHP  
Bats: Left  
Throws: Left  
Season: 2nd  
Year: Senior

Shawnee, Kan.  
Mid-America  
Nazarene

## Jake Martin

15

### In 2010

Went 1-1 on the season with a 6.43 ERA as the only left-handed pitcher out of the Hornets bullpen...only allowed left-handers to hit .222 against him.

### At Mid-America Nazarene University

Was 2-5 last season with a 6.96 ERA, 31 strikeouts and one save for the Pioneers.

### High School

Was a letter winner in baseball at Shawnee Mission North High School.

### Career Highs

IP: 1.2 vs. Central Missouri (03/14/10)  
SO: NA

YEAR	ERA	W	L	APP	GS	CG	SHO	CBO	SV	IP	H	R	ER	BB	SO	2B	3B	HR	BF	B/AVG	WP	HBP	SFA	SHA
2010	6.43	1	1	7	0	0	0	0	0	7.0	11	6	5	7	0	3	0	0	40	.367	0	0	0	3
<b>TOTAL</b>	<b>6.43</b>	<b>1</b>	<b>1</b>	<b>7</b>	<b>0</b>	<b>0</b>	<b>0</b>	<b>0</b>	<b>0</b>	<b>7.0</b>	<b>11</b>	<b>6</b>	<b>5</b>	<b>7</b>	<b>0</b>	<b>3</b>	<b>0</b>	<b>0</b>	<b>40</b>	<b>.367</b>	<b>0</b>	<b>0</b>	<b>0</b>	<b>3</b>



### Profile

Height: 6-1  
Weight: 220  
Position: C  
Bats: Right  
Throws: Right  
Season: 3rd  
Year: RS-jr.

Manhattan, Kan.  
Manhattan HS

## Rudy Weiser

19

### In 2010

Had eight RBI and one stolen base in 32 at-bats for the Hornets last season.

### In 2009

Had 14 at-bats in 12 appearances last season...hit .357 with five RBI...scored three runs for the Hornets.

### In 2008

Redshirted for the Hornets in 2008

### High School

Was a letter winner in baseball for Manhattan High School...was named first-team All-Centennial League as a senior...hit .305 with 10 RBI his junior season.

### Career Highs

Runs: 1 4x last vs. Sterling (04/13/10)  
Hits: 2 2x last vs. Mo. Western (05/02/10)  
RBIs: 2 5x last vs. Mo. Western (05/02/10)  
2B: 1 vs. Bethany (03/23/10)  
SB: 1 vs. Wayne State (03/16/10)  
BB: 1 vs. Nebraska-Omaha (03/29/10)

YEAR	AVG	GP	GS	AB	R	H	2B	3B	HR	RBI	TB	SLG%	BB	HBP	SO	GDP	OB%	SF	SH	SB	ATT	PO	A	E	FLD%
2009	.357	12	0	14	3	5	0	0	0	5	5	.357	0	0	1	0	.357	0	0	0	0	5	0	0	1.000
2010	.250	19	8	32	3	8	1	0	0	8	9	.281	1	0	8	0	.273	0	1	1	1	56	2	1	.983
<b>TOTAL</b>	<b>.283</b>	<b>31</b>	<b>8</b>	<b>46</b>	<b>6</b>	<b>13</b>	<b>1</b>	<b>0</b>	<b>0</b>	<b>13</b>	<b>14</b>	<b>.304</b>	<b>1</b>	<b>0</b>	<b>9</b>	<b>0</b>	<b>.298</b>	<b>0</b>	<b>1</b>	<b>1</b>	<b>1</b>	<b>61</b>	<b>2</b>	<b>1</b>	<b>.984</b>



# MEET THE 2011 HORNETS



### Profile

Height: 5-11  
Weight: 185  
Position: OF/P  
Bats: Right  
Throws: Right  
Season: 3rd  
Year: Senior

Saskatoon,  
Saskatchewan  
Labette County CC

## Karsten Strelloff

20

### In 2010

Played in one game as a pitcher and one game in the outfield for ESU.

### In 2009

Played in one game as a pitcher and one game in the outfield for ESU.

### 2007-08 Labette County Community College

Hit .422 during his freshman year while hitting .549 before breaking his hand during sophomore year.

### High School

Was a letter winner in football, basketball and track for Bedford Road Collegiate in Saskatoon, Saskatchewan...did not play high school baseball.

### Career Highs

IP: 1.0 vs. Sterling (04/13/10)

YEAR	ERA	W	L	APP	GS	CG	SHO	CBO	SV	IP	H	R	ER	BB	SO	2B	3B	HR	BF	B/AVG	WP	HBP	SFA	SHA
2009	0.00	0	0	1	0	0	0	0	0	1.0	0	0	0	1	1	0	0	0	4	.000	1	0	0	0
2010	18.00	0	0	1	0	0	0	0	0	1.0	2	2	2	2	0	0	0	1	7	.400	0	0	0	0
<b>TOTAL</b>	<b>9.00</b>	<b>0</b>	<b>0</b>	<b>2</b>	<b>0</b>	<b>0</b>	<b>0</b>	<b>0</b>	<b>0</b>	<b>2.0</b>	<b>2</b>	<b>2</b>	<b>2</b>	<b>3</b>	<b>1</b>	<b>0</b>	<b>0</b>	<b>1</b>	<b>11</b>	<b>.250</b>	<b>1</b>	<b>0</b>	<b>0</b>	<b>0</b>



### Profile

Height: 5-11  
Weight: 175  
Position: OF  
Bats: Left  
Throws: Left  
Season: 2nd  
Year: Senior

Morgan City, La.  
Louisiana-Lafayette

## Travis Whipple

24

### In 2010

Was named second team All-MIAA as he hit .323 with a team high 12 home runs...had 42 runs driven in and is the teams top returns base stealer after swiping 17 bases...had a .604 slugging percentage.

### At Louisiana-Lafayette

Started 38 games hitting .329 with eight home runs and 30 runs driven in.

### High School

Four-year letterwinner at Central Catholic High School...Earned all-district honors four times...Earned all-state honors twice...Helped lead the Eagles to four district championships and two state championships.

### Career Highs

Runs: 4 2x last at Mo. Western (05/01/10)  
Hits: 4 2x last vs. Mo. Southern (04/18/10)  
RBI: 4 2x last at Mo. Western (05/01/10)  
2B: 2 2x last at SW Baptist (03/19/10)  
SB: 3 vs. Pittsburg State (04/09/10)  
BB: 2 3x last at Mo. Western (05/01/10)

YEAR	AVG	GP	GS	AB	R	H	2B	3B	HR	RBI	TB	SLG%	BB	HBP	SO	GDP	OB%	SF	SH	SB	ATT	PO	A	E	FLD%
2010	.323	53	53	192	56	62	12	3	12	42	116	.604	17	4	50	0	.381	5	1	17	19	72	3	5	.938
<b>TOTAL</b>	<b>.323</b>	<b>53</b>	<b>53</b>	<b>192</b>	<b>56</b>	<b>62</b>	<b>12</b>	<b>3</b>	<b>12</b>	<b>42</b>	<b>116</b>	<b>.604</b>	<b>17</b>	<b>4</b>	<b>50</b>	<b>0</b>	<b>.381</b>	<b>5</b>	<b>1</b>	<b>17</b>	<b>19</b>	<b>72</b>	<b>3</b>	<b>5</b>	<b>.938</b>



# MEET THE 2011 HORNETS



## Profile

Height: 6-6  
Weight: 220  
Position: C  
Bats: Right  
Throws: Right  
Season: 2nd  
Year: Senior

Shreveport, La.  
Barton CC

## David Allbritton

# 25

### At ESU

Was named first-team preseason All South Central Region.

### In 2010

Was named a third-team All-American by the NCBWA after being named first team All-MIAA and first team All-Region...hit a team best .381 with an MIAA leading 71 runs drive in...hit 12 home runs matching teammate Travis Whipple for the team lead.

### At Barton County Community College

Was an All-Jayhawk League selection he hit .401 with eight home runs, 47 RBI and 50 runs scored.

### High School

A letter winner at C.E. Byrd High School where he earned All-District and All-City Honors....started 44 games his senior season and hit .320 with 26 RBI's.

### Career Highs

Runs: 5 at Nebraska-Omaha (03/29/10)  
Hits: 4 at Northwest Missouri (04/03/10)  
RBIs: 5 2x last vs. Washburn (04/25/10)  
2B: 1 4x last vs. Central Mo. (05/09/10)  
SB: 1 4x last vs. Fort Hays St. (05/07/10)  
BB: 2 2x last vs. Incarnate Word (05/13/10)

YEAR	AVG	GP	GS	AB	R	H	2B	3B	HR	RBI	TB	SLG%	BB	HBP	SO	GDP	OB%	SF	SH	SB	ATT	PO	A	E	FLD%
2010	.381	56	55	202	49	77	14	0	12	71	127	.629	15	8	19	4	.437	4	3	4	5	304	21	3	.991
<b>TOTAL</b>	<b>.381</b>	<b>56</b>	<b>55</b>	<b>202</b>	<b>49</b>	<b>77</b>	<b>14</b>	<b>0</b>	<b>12</b>	<b>71</b>	<b>127</b>	<b>.629</b>	<b>15</b>	<b>8</b>	<b>19</b>	<b>4</b>	<b>.437</b>	<b>4</b>	<b>3</b>	<b>4</b>	<b>5</b>	<b>304</b>	<b>21</b>	<b>3</b>	<b>.991</b>



## Profile

Height: 6-2  
Weight: 205  
Position: IF  
Bats: Left  
Throws: Right  
Season: 2nd  
Year: RS-So.

Topeka, Kan.  
New Mexico

## Zack Carlson

# 27

### In 2010

Hit .259 while making 13 starts and 28 appearances...had two home runs and five RBI...had four doubles and three stolen bases.

### At New Mexico

Redshirted in his first season with the Lobos.

### High School

He was named first team All-State Class 5A 2007 for Topeka Seaman...was first team All-Centennial League while hitting .429 with five home runs and 22 RBI...was named All-Centennial League in 2006 when he batted .348 with two home runs and 17 RBI.

### Career Highs

Runs: 2 at Southwest Baptist (03/19/10)  
Hits: 3 at Southwest Baptist (03/19/10)  
RBIs: 2 at Southwest Baptist (03/19/10)  
2B: 1 4x last vs. Rockhurst (04/20/10)  
SB: 1 3x last vs. Central Mo. (03/15/10)  
BB: 1 5x last vs. NW Missouri (04/04/10)

YEAR	AVG	GP	GS	AB	R	H	2B	3B	HR	RBI	TB	SLG%	BB	HBP	SO	GDP	OB%	SF	SH	SB	ATT	PO	A	E	FLD%
2010	.259	28	13	58	6	15	4	0	2	5	25	.431	5	0	14	0	.317	0	0	3	3	27	0	0	1.000
<b>TOTAL</b>	<b>.259</b>	<b>28</b>	<b>13</b>	<b>58</b>	<b>6</b>	<b>15</b>	<b>4</b>	<b>0</b>	<b>2</b>	<b>5</b>	<b>25</b>	<b>.431</b>	<b>5</b>	<b>0</b>	<b>14</b>	<b>0</b>	<b>.317</b>	<b>0</b>	<b>0</b>	<b>3</b>	<b>3</b>	<b>27</b>	<b>0</b>	<b>0</b>	<b>1.000</b>



# MEET THE 2011 HORNETS



### Profile

Height: 6-6  
 Weight: 200  
 Position: RHP  
 Bats: Right  
 Throws: Right  
 Season: 2nd  
 Year: Senior

Valley Center, Kan.  
 Barton County CC

## Michael Cotter

28

### In 2010

Came back from an injury late in the season to earn two wins in 15.2 innings pitched while holding a 1.72 ERA...had seven strikeouts while opposing hitters only managed to hit .204 against him.

### At Barton County Community College

Started ten contests his freshman season, before redshirting his second year... during his final season went 5-5 with 65 strikeouts in 73.1 innings of work.

### High School

Started three seasons at Pitcher at Rockhurst High School in Kansas City, Mo...was a three year letter winner in baseball.

### Career Highs

IP: 4.0 vs. Missouri Western (05/02/10)  
 SO: 3 vs. Missouri Southern (04/18/10)

YEAR	ERA	W	L	APP	GS	CG	SHO	CBO	SV	IP	H	R	ER	BB	SO	2B	3B	HR	BF	B/AVG	WP	HBP	SFA	SHA
2010	1.72	2	0	7	0	0	0	0	0	15.2	11	5	3	8	7	4	0	2	63	.204	1	1	0	0
<b>TOTAL</b>	<b>1.72</b>	<b>2</b>	<b>0</b>	<b>7</b>	<b>0</b>	<b>0</b>	<b>0</b>	<b>0</b>	<b>0</b>	<b>15.2</b>	<b>11</b>	<b>5</b>	<b>3</b>	<b>8</b>	<b>7</b>	<b>4</b>	<b>0</b>	<b>2</b>	<b>63</b>	<b>.204</b>	<b>1</b>	<b>1</b>	<b>0</b>	<b>0</b>



### Profile

Height: 6-1  
 Weight: 195  
 Position: RHP  
 Bats: Right  
 Throws: Right  
 Season: 2nd  
 Year: Senior

Valley Center, Kan.  
 Barton County CC

## Matt Robertson

29

### In 2010

Went 8-1 in nine starts for the Hornets...had 53 strikeouts while holding opposing hitters to just a .281 batting average.

### At Barton County Community College

Went 6-5 last season with 40 strikeouts.

### High School

He earned All League and All-State Honors while at Valley Center and was selected the Player of the Year in 2007.

### Career Highs

IP: 6.1 vs. Missouri Southern (04/18/10)  
 SO: 10 at Washburn (04/26/10)

YEAR	ERA	W	L	APP	GS	CG	SHO	CBO	SV	IP	H	R	ER	BB	SO	2B	3B	HR	BF	B/AVG	WP	HBP	SFA	SHA
2010	5.01	8	1	16	9	0	0	0	0	59.1	66	40	33	13	53	9	1	9	261	.281	3	5	2	6
<b>TOTAL</b>	<b>5.01</b>	<b>8</b>	<b>1</b>	<b>16</b>	<b>9</b>	<b>0</b>	<b>0</b>	<b>0</b>	<b>0</b>	<b>59.1</b>	<b>66</b>	<b>40</b>	<b>33</b>	<b>13</b>	<b>53</b>	<b>9</b>	<b>1</b>	<b>9</b>	<b>261</b>	<b>.281</b>	<b>3</b>	<b>5</b>	<b>2</b>	<b>6</b>



# MEET THE 2011 HORNETS



### Profile

Height: 6-3  
 Weight: 190  
 Position: RHP  
 Bats: Right  
 Throws: Right  
 Season: 2nd  
 Year: Senior

Eaton, Colo.  
 Barton County CC

## Drew Smith

# 31

### In 2010

Had a team leading three saves in 17 appearances last season as he finished with a 6.84 ERA...he struck out 28 in 26.1 innings of work while opposing hitters batted only .260 against him.

### At Barton County Community College

Was the closer in 2009 for the Cougars posting a 3-2 record with a 2.76 ERA while recording 12 saves.

### High School

As a senior Drew posted a 7-1 record with a 1.30 ERA and helped lead Eaton High School to the Colorado State Baseball Tournament.

### Career Highs

IP: 3.2 at Southwest Baptist (03/18/10)  
 SO: 6 at Southwest Baptist (03/18/10)

YEAR	ERA	W	L	APP	GS	CG	SHO	CBO	SV	IP	H	R	ER	BB	SO	2B	3B	HR	BF	B/AVG	WP	HBP	SFA	SHA
2010	6.84	2	1	17	0	0	0	1	3	26.1	26	20	20	12	28	2	2	2	121	.260	3	5	1	3
<b>TOTAL</b>	<b>6.84</b>	<b>2</b>	<b>1</b>	<b>17</b>	<b>0</b>	<b>0</b>	<b>0</b>	<b>1</b>	<b>3</b>	<b>26.1</b>	<b>26</b>	<b>20</b>	<b>20</b>	<b>12</b>	<b>28</b>	<b>2</b>	<b>2</b>	<b>2</b>	<b>121</b>	<b>.260</b>	<b>3</b>	<b>5</b>	<b>1</b>	<b>3</b>



### Profile

Height: 6-1  
 Weight: 205  
 Position: RHP  
 Bats: Right  
 Throws: Right  
 Season: 2nd  
 Year: RS-Jr.

Knob Knoster, Mo.  
 Hutchinson CC

## Kyle Rosine

# 35

### In 2010

Made 11 appearances out of the Hornet bullpen before a season ending injury forced him to take a medical redshirt...struck out seven in 12.2 innings of work...had a 4.97 ERA and one save.

### At Hutchinson Community College

He was 1-2 with nine saves and a 2.49 ERA for the Blue Dragons...was 11th in the nation in saves...had 32 strikeouts in 25.1 innings...was a first-team All-Jayhawk Conference performer and earned second-team All-Region VI honors.

### High School

Was a letter-winner in baseball at Knob Knoster High School in Missouri.

### Career Highs

IP: 2.0 vs. Truman (02/28/10)  
 SO: 2 2x last vs. Central Mo. (03/15/10)

YEAR	ERA	W	L	APP	GS	CG	SHO	CBO	SV	IP	H	R	ER	BB	SO	2B	3B	HR	BF	B/AVG	WP	HBP	SFA	SHA
2010	4.97	0	0	11	0	0	0	0	1	12.2	11	10	7	7	7	1	0	3	59	.229	2	3	0	1
<b>TOTAL</b>	<b>4.97</b>	<b>0</b>	<b>0</b>	<b>11</b>	<b>0</b>	<b>0</b>	<b>0</b>	<b>0</b>	<b>1</b>	<b>12.2</b>	<b>11</b>	<b>10</b>	<b>7</b>	<b>7</b>	<b>7</b>	<b>1</b>	<b>0</b>	<b>3</b>	<b>59</b>	<b>.229</b>	<b>2</b>	<b>3</b>	<b>0</b>	<b>1</b>



# MEET THE 2011 HORNETS



### Profile

Height: 6-2  
 Weight: 205  
 Position: LHP  
 Bats: Left  
 Throws: Left  
 Season: 2nd  
 Year: RS-Jr.

Kansas City, Mo.  
 Barton County CC

## Spencer Blades

**36**

### In 2010 (Medical Redshirt)

Went 3-1 for the Hornets in 11 appearances including eight starts...had a 4.50 ERA while striking out 22 over 28.0 innings of work. Recieved a medical redshit after suffering an injury early in the season.

### At Barton County Community College

Was 5-3 last season with a 4.35 ERA striking out 47 batters through 51 innings of work.

### High School

Was a four year letter winner at Liberty High School in Kansas City, Mo.

### Career Highs

IP: 5.0 vs. Central Missouri (03/15/10)  
 SO: 5 at Fort Hays State (03/07/10)

YEAR	ERA	W	L	APP	GS	CG	SHO	CBO	SV	IP	H	R	ER	BB	SO	2B	3B	HR	BF	B/AVG	WP	HBP	SFA	SHA
2010	4.50	3	1	11	8	0	0	1	0	28.0	31	19	14	12	22	6	1	3	128	.272	1	0	2	0
<b>TOTAL</b>	<b>4.50</b>	<b>3</b>	<b>1</b>	<b>11</b>	<b>8</b>	<b>0</b>	<b>0</b>	<b>1</b>	<b>0</b>	<b>28.0</b>	<b>31</b>	<b>19</b>	<b>14</b>	<b>12</b>	<b>22</b>	<b>6</b>	<b>1</b>	<b>3</b>	<b>128</b>	<b>.272</b>	<b>1</b>	<b>0</b>	<b>2</b>	<b>0</b>



### Profile

Height: 5-9  
 Weight: 160  
 Position: OF  
 Bats: Right  
 Throws: Right  
 Season: 1st  
 Year: Junior

Arlington, Texas  
 Odessa JC

## Beau Poston

**3**

### At ESU

Could see time in the Hornet outfield.

### At Odessa Junior College

Was named honorable mention All-Conference...hit .360 with two home runs during his final season for the Wranglers.

### High School

Was a letter winner in baseball at Arlington Bowie High School



### Profile

Height: 6-0  
 Weight: 183  
 Position: RHP  
 Bats: Right  
 Throws: Right  
 Season: 1st  
 Year: Senior

Baytown, Texas  
 Angelo State

## Brett Kinsel

**7**

### At ESU

Will likely be the Hornets closer for the 2011 campaign.

### At Angelo State

Went 3-1 in 13 appearances for the Rams.

### At Alvin Junior College

Had a 3.20 ERA in 63 innings during his final season.

### High School

Was a four year letter winner at Ross S. Sterling High School in Baytown, Texas



# MEET THE 2011 HORNETS



### Profile

Height: 6-0  
Weight: 185  
Position: SS  
Bats: Right  
Throws: Right  
Season: 1st  
Year: Senior

Topeka, Kan.  
North Carolina

## Dillon Hazlett

8

### At ESU

Will likely be the starting shortstop for the Hornets this season.

### At North Carolina

Hit .325 with four home runs and 54 RBI for the Tar Heels last season.

### At Allen County Community College

Was a NJCAA All-American as well as being named All-Jayhawk Conference his final year.

### High School

Was an All-State competitor in football, basketball and baseball at Topeka High.



### Profile

Height: 6-0  
Weight: 185  
Position: RHP  
Bats: Right  
Throws: Right  
Season: 1st  
Year: Junior

Olathe, Kan.  
Johnson CC

## Zach Gove

11

### At ESU

Could split time as closer with Brett Kinsel.

### At Johnson County Community College

Pitched 40 innings and had a 1.50 ERA and was named All-Jayhawk Conference.

### High School

Was All-City, All-County and All-Sunflower conference during his senior season at Olathe East High School.



### Profile

Height: 6-2  
Weight: 190  
Position: RHP/INF  
Bats: Right  
Throws: Right  
Season: 1st  
Year: Junior

Baytown, Texas  
Odessa JC

## Derek Brooks

17

### At ESU

Could see time as a starting pitching and infielder for the Hornets.

### At Odessa Junior College

Hit .338 with one home run and 34 RBI for the Wranglers last season.

### High School

Was named All-District in two seasons at Baytown Sterling High School.



### Profile

Height: 6-2  
Weight: 195  
Position: OF  
Bats: Right  
Throws: Right  
Season: 2nd  
Year: Junior

Manhattan, Kan.  
Hutchinson CC

## Drew Wilkinson

21

### At ESU

Could see time in the outfield for the Hornets this season after redshirting last season.

### At Hutchinson Community College

Played outfield for the Blue Dragons.

### High School

Was a letter winner in baseball at Manhattan High School.



# MEET THE 2011 HORNETS



**22**

## Joe Kornbrust

### Profile

Height: 6-3  
Weight: 190  
Position: OF/RHP  
Bats: Right  
Throws: Right  
Season: 1st  
Year: Junior

Lawrence, Kan.  
Pratt CC



### At ESU

Will start in the outfield and see time out of the Hornet bullpen.

### At Pratt Community College

Was an All-Jayhawk conference honorable mention selection where he hit .340 with eight home runs and 17 doubles.

### High School

Led the state in saves with six during his senior season when he was named All-Area at Lawrence High School.

**23**

## Boaz Beard

### Profile

Height: 6-1  
Weight: 185  
Position: RHP  
Bats: Right  
Throws: Right  
Season: 1st  
Year: Freshman

Wichita, Kan.  
Iowa State



### At ESU

Could see time out of the bullpen for the Hornets.

### At Iowa State

Was a member of the wrestling team for the Cyclones.

### High School

Was a letter winner in baseball and wrestling at Goddard High School.

**30**

## Zach Dodson

### Profile

Height: 6-2  
Weight: 205  
Position: LHP  
Bats: Left  
Throws: Left  
Season: 1st  
Year: Junior

Burlingame, Kan.  
Allen CC



### At ESU

Should be one of three left handers out of the Hornets bullpen.

### At Allen County Community College

Went 3-1 with a 3.70 ERA and was named a NJCAA Academic All-American during the 2008-09 season.

### High School

Was on All-State basketball player, lettering in basketball, football and track at Burlingame High School.

**32**

## David Holman

### Profile

Height: 6-6  
Weight: 215  
Position: RHP  
Bats: Right  
Throws: Right  
Season: 1st  
Year: Junior

Andale, Kan.  
Hutchinson, Kan.



### At ESU

Should see time out of the Hornets bullpen.

### At Hutchinson Community College

Was a member of the Hutchinson Community College team that finished third in the nation last season.

### High School

Was named first team All-League as a utility player during his senior season at Andale High School.



# MEET THE 2011 HORNETS



**Profile**

Height: 6-0  
 Weight: 205  
 Position: INF/OF  
 Bats: Right  
 Throws: Right  
 Season: 1st  
 Year: Junior

Bethpage, N.Y.  
 Concordia Univ.

## Joe Vaskas

# 34

### At ESU

Will see time as a starter at both first base and designated hitter.

### At Concordia University

Was named third-team All-Conference after winning the batting title in the East Coast Conference during the 2009 season.

### High School

Was All-State and named Long Island Player of the Year at Island Trees High School.



**Profile**

Height: 6-5  
 Weight: 200  
 Position: RHP  
 Bats: Right  
 Throws: Right  
 Season: 1st  
 Year: Junior

Yates Center, Kan.  
 Kansas State Univ.

## Brandon Faulkner

# 37

### At ESU

Will see time as a starting pitcher for the Hornets this season.

### At Kansas State

Redshirted for the Wildcats last season.

### At Allen County Community College

Played two seasons for the Red Devils.

### High School

Had 20 strike outs in one game during his senior season at Yates Center High School.

## 2011 Redshirts



**Profile**

Height: 6-0  
 Weight: 160  
 Position: RHP  
 Bats: Right  
 Throws: Right  
 Season: 1st  
 Year: Freshman

Cottonwood Falls, Kan.  
 Chase County HS

Shawn Talkington



**Profile**

Height: 5-9  
 Weight: 180  
 Position: OF  
 Bats: Right  
 Throws: Left  
 Season: 2nd  
 Year: Senior

Olathe, Kan.  
 Butler County CC

Dorain Williams



**Profile**

Height: 6-2  
 Weight: 170  
 Position: LHP  
 Bats: Left  
 Throws: Left  
 Season: 1st  
 Year: Freshman

Olathe, Kan.  
 Olathe East HS

Jarrod Miller



**Profile**

Height: 6-4  
 Weight: 185  
 Position: RHP  
 Bats: Right  
 Throws: Right  
 Season: 3rd  
 Year: Soph.

Wichita, Kan.  
 Kapaun HS

Dominik King



**Profile**

Height: 6-2  
 Weight: 175  
 Position: C  
 Bats: Right  
 Throws: Right  
 Season: 1st  
 Year: Freshman

Lawrence, Kan.  
 Lawrence HS

Adam Petz



**Profile**

Height: 5-11  
 Weight: 175  
 Position: INF  
 Bats: Right  
 Throws: Right  
 Season: 1st  
 Year: Senior

Topeka, Kan.  
 Washburn University

Joe Hosey



# HORNETS AT THE 2009 WORLD SERIES





# 2010 REVIEW



The Hornets got a new field to start the 2010 season and took advantage of being able to play at home to advance to their seventh straight NCAA Regional.

The Hornets played at renovated Glennen Field where during the off-season the field was covered with field turf on the entire infield. This allowed the Hornets to play 26 games at home during the season.

The Hornets went 20-6 on their home turf, which was installed prior to the season, opening with seven straight home wins.

David Albritton, Jake Hosey and Ben Graham received All-Region honors while Ben Graham earned honorable mention All-America honors. The Hornets finished third in the MIAA hitting .319 as a team. ESU was second in team pitching with a 4.59 while only allowing teams to hit .275 against them.

The Hornets opened the 2010 season by winning eight of their

first ten match-ups with their only losses coming to Central Oklahoma and a ranked Wayne State team.

The Hornets opened MIAA play on the road by taking three of four from Fort Hays State. Central Missouri then came to Emporia and took three of four from the Hornets on their home field. ESU rebounded by avenging an earlier loss to Wayne State just one day later.

The Hornets then won seven straight games including sweeping a series on the road at Southwest Baptist.

ESU then traveled to Nebraska-Omaha where they were able to take three of four from the Mavericks. ESU would win 11 of their next 14 games sweeping a series at home against Pittsburg State. ESU would then close out the regular season by sweeping Missouri Western and



Senior Travis Whipple tied for the Hornet team lead with 12 home runs last season.

taking three of four from Washburn in the Turnpike Tussle.


The Hornets then entered the post-season as the number two seed in the MIAA tournament. ESU opened tournament play against Missouri Southern. ESU got two runs in the fifth inning to come from behind and earn a 4-3 victory over the Lions.

Ben Graham pitched seven strong innings to earn the win while Colby Killian added his second save of the season only allowing one hit over the final two frames.

In their second round game the Hornets used a five run second inning to dispatch of Fort Hays State 10-3. Travis Whipple and Kevin Wempe each had two RBI in the win.

On the mound Jake Hosey went seven inning to earn his ninth win of the season. Austin Anderson closed out the final two innings in relief.

The Hornets then scored five runs



Jacob White will return to the Hornet line-up after starting 27 games for ESU last season.



# 2010 REVIEW



over the first three innings to earn their spot in the MIAA Championship with a 7-3 win over top-seeded Central Missouri.

Travis Whipple homered and had two RBI while Chris Dobler added a home run and drove in three runs.

On the mound Matt Robertson went six innings to pick up his eighth win of the season.

In the first championship game Central Missouri scored runs in each inning as they defeated ESU 22-12. Marc Albers homered for ESU and added three RBI while Calder Cody and Kevin Wempe each had three runs batted in.

In the second Championship ESU led 4-2 heading into the bottom of the eighth innign when UCM exploded for six runs to take the MIAA Championship 8-4. Austin Anderson pitched 5.1 innings allowing only one run int he contest.

ESU entered the 2010 NCAA Division II South Central Regional as the number three seed. They opened play against fourth seeded Incarnate Word.

ESU struggled against a strong pitching effort from the Cardinals as they fell 6-1 in their opener. This set up a second round date with host Central Missouri.

The Mules scored seven runs over the first two innings and took a 12-4 victory and would go on to advance to the NCAA National Championships in Cary, N.C.

Ben Graham, David Albritton and Jeremy Francis all earned first team All-MIAA honors. Jake Hosey earned second team honors in his first season for the Hornets.

Hornets Ben Graham, Colby Killian and Ryan Anthony all went on to join major league clubs following the 2010 season. Ryan Anthony signed with the Cleveland Indians, Colby Killian signed with the Texas Rangers and Ben Graham signed with the Washington Nationals.

The Hornets have finished in the top three in the MIAA during the last seven straight season's winning three MIAA regular season crowns and one MIAA tournament. They have also hosted two NCAA South Central Regionals during that time period and advanced to the DII World Series twice playing in one National Championship game.



Ben Graham was named an honorable mention All-American and earned first team All-MIAA honors. He is currently playing in the Washington Nationals minor league system.



Jake Hosey and Matt Robertson combined to earn 17 wins for the Hornets during the 2010 season.



# 2010 RESULTS



Date	Opposing team	Score	r-h-e	r-h-e	Inn	OVR	MIAA	Pitcher	Att.	Time
Feb 12, 2010	ARKANSAS TECH	W 8-6	8-10-4	6-8-2	9	1-0-0	0-0-0	Martin,J (W 1-0)	65	1:57
Feb 12, 2010	SOUTHWEST BAPTIST	W 10-1	10-9-0	1-8-2	9	2-0-0	0-0-0	Killian,C (W 1-0)	105	1:57
Feb 13, 2010	ARKANSAS TECH	W 15-3	15-13-2	3-3-3	9	3-0-0	0-0-0	Hosey,J (W 1-0)	157	2:14
Feb 17, 2010	at Central Oklahoma	W 8-10 L	8-14-2	10-15-1	9	3-1-0	0-0-0	Robertson,M (L 0-1)	150	2:54
*Feb 27, 2010	TRUMAN	W 6-1	6-12-2	1-5-0	7	4-1-0	1-0-0	Graham,B (W 2-0)	137	1:44
*Feb 27, 2010	TRUMAN	W 11-1	11-10-1	1-2-6	7	5-1-0	2-0-0	Killian,C (W 2-0)	137	1:58
*Feb 28, 2010	TRUMAN	W 2-1	2-8-1	1-6-0	(12)	6-1-0	3-0-0	Anderson,A (W 1-0)	121	2:50
*Feb 28, 2010	TRUMAN	W 9-3	9-9-0	3-5-2	7	7-1-0	4-0-0	Robertson,M (W 1-1)	137	1:43
Mar 02, 2010	WAYNE STATE	W 3-7 L	3-9-1	7-11-1	9	7-2-0	4-0-0	Spreckles,K (L 0-1)	101	2:41
*Mar 05, 2010	at Fort Hays State	W 10-3	10-11-0	3-13-6	9	8-2-0	5-0-0	Graham,B (W 2-0)	60	2:25
*Mar 06, 2010	at Fort Hays State	W 0-3 L	0-2-0	3-3-0	7	8-3-0	5-1-0	Killian,C (L 2-1)	95	1:35
*Mar 06, 2010	at Fort Hays State	W 16-4	16-15-0	4-12-1	7	9-3-0	6-1-0	Anderson,A (W 2-0)	125	2:30
*Mar 07, 2010	at Fort Hays State	W 13-7	13-15-1	7-11-3	9	10-3-0	7-1-0	Robertson,M (W 2-1)	125	2:30
*Mar 14, 2010	CENTRAL MISSOURI	W 3-8 L	3-7-2	8-7-1	7	10-4-0	7-2-0	Graham,B (L 2-1)	122	1:59
*Mar 14, 2010	CENTRAL MISSOURI	W 3-17 L	3-4-1	17-17-0	7	10-5-0	7-3-0	Killian,C (L 2-2)	122	2:04
*Mar 15, 2010	CENTRAL MISSOURI	W 7-2	7-8-1	2-7-1	7	11-5-0	8-3-0	Hosey,J (W 2-0)	154	1:55
*Mar 15, 2010	CENTRAL MISSOURI	W 2-8 L	2-10-1	8-11-2	9	11-6-0	8-4-0	Blades,S (L 0-1)	154	2:32
Mar 16, 2010	WAYNE STATE	W 4-2	4-9-0	2-6-1	9	12-6-0	8-4-0	Robertson,M (W 3-1)	48	1:48
*Mar 18, 2010	at Southwest Baptist	W 12-5	12-14-0	5-6-1	7	13-6-0	9-4-0	Graham,B (W 3-1)	105	2:00
*Mar 18, 2010	at Southwest Baptist	W 12-11	12-10-3	11-13-6	(10)	14-6-0	10-4-0	Smith,D (W 1-0)	102	3:41
*Mar 19, 2010	at Southwest Baptist	W 14-13	14-13-1	13-16-1	7	15-6-0	11-4-0	Killian,C (W 3-2)	45	2:31
*Mar 19, 2010	at Southwest Baptist	W 12-2	12-15-1	2-6-0	7	16-6-0	12-4-0	Hosey,J (W 3-0)	52	2:20
Mar 23, 2010	BETHANY	W 11-7	11-11-0	7-10-2	7	17-6-0	12-4-0	Robertson,M (W 4-1)	127	1:42
Mar 23, 2010	BETHANY	W 10-0	10-14-1	0-4-1	7	18-6-0	12-4-0	Blades,S (W 1-1)	127	1:42
*03/28/10	at Nebraska-Omaha	W 1-2 L	1-3-3	2-6-0	7	18-7-0	12-5-0	Graham,B (L 3-2)	164	1:25
*03/28/10	at Nebraska-Omaha	W 4-1	4-5-2	1-10-2	9	19-7-0	13-5-0	Hosey,J (W 4-0)	164	2:23
*03/29/10	at Nebraska-Omaha	W 7-6	7-11-0	6-11-1	7	20-7-0	14-5-0	Killian,C (W 4-2)	87	2:05
*03/29/10	at Nebraska-Omaha	W 34-19	34-27-3	19-17-5	8	21-7-0	15-5-0	Moore,C (W 1-0)	77	4:03
*Apr 03, 2010	at NW Missouri State	W 1-0	1-3-0	0-5-0	7	22-7-0	16-5-0	Graham,B (W 4-2)	130	1:30
*Apr 03, 2010	at NW Missouri State	W 4-3	4-14-2	3-6-0	9	23-7-0	17-5-0	Hosey,J (W 5-0)	-	2:25
*Apr 04, 2010	at NW Missouri State	W 4-5 L	4-5-1	5-8-0	(9)	23-8-0	17-6-0	Smith,D (L 1-1)	62	2:20
*Apr 04, 2010	at NW Missouri State	W 15-2	15-13-0	2-5-2	7	24-8-0	18-6-0	Blades,S (W 2-1)	-	2:00
*Apr 09, 2010	PITTSBURG STATE	W 9-4	9-12-0	4-8-1	9	25-8-0	19-6-0	Graham,B (W 5-2)	224	1:50
*Apr 10, 2010	PITTSBURG STATE	W 10-6	10-9-0	6-8-0	7	26-8-0	20-6-0	Hosey,J (W 6-0)	-	1:51
*Apr 10, 2010	PITTSBURG STATE	W 6-1	6-9-0	1-4-1	7	27-8-0	21-6-0	Killian,C (W 5-2)	527	1:40
*Apr 11, 2010	PITTSBURG STATE	W 15-3	15-16-0	3-8-3	8	28-8-0	22-6-0	Robertson,M (W 5-1)	201	2:28
Apr 13, 2010	STERLING COLLEGE	W 24-4	24-19-1	4-9-1	7	29-8-0	22-6-0	Blades,S (W 3-1)	57	2:29
*Apr 17, 2010	MISSOURI SOUTHERN	W 5-1	5-8-0	1-1-2	7	30-8-0	23-6-0	Graham,B (W 6-2)	124	1:14
*Apr 17, 2010	MISSOURI SOUTHERN	W 3-7 L	3-7-2	7-13-3	9	30-9-0	23-7-0	Anderson,A (L 2-1)	124	2:45
*Apr 18, 2010	MISSOURI SOUTHERN	W 3-2	3-7-0	2-7-0	7	31-9-0	24-7-0	Cotter,M (W 1-0)	215	1:56
*Apr 18, 2010	MISSOURI SOUTHERN	W 8-9 L	8-17-1	9-11-1	9	31-10-0	24-8-0	Mize,B (L 0-1)	214	2:35
04-20-10	at Rockhurst	W 2-6 L	2-3-1	6-6-1	7	31-11-0	24-8-0	Martin,J (L 1-1)	91	2:05
04-20-10	at Rockhurst	W 7-2	7-12-1	2-7-4	7	32-11-0	24-8-0	Moore,C (W 2-0)	91	1:50
*Apr 25, 2010	WASHBURN	W 3-0	3-8-3	0-5-0	7	33-11-0	25-8-0	Graham,B (W 7-2)	207	1:50
*Apr 25, 2010	WASHBURN	W 13-2	13-10-0	2-6-3	7	34-11-0	26-8-0	Hosey,J (W 7-0)	207	2:15
*Apr 26, 2010	at Washburn	W 10-6	10-7-1	6-6-1	7	35-11-0	27-8-0	Robertson,M (W 6-2)	115	2:03
*Apr 26, 2010	at Washburn	W 1-11 L	1-1-3	11-9-0	7	35-12-0	27-9-0	Moore,C (L 2-1)	115	2:49
*Apr 30, 2010	at Missouri Western	W 5-4	5-7-3	4-6-1	9	36-12-0	28-9-0	Smith,D (W 2-1)	73	2:16
*May 01, 2010	at Missouri Western	W 7-2	7-9-0	2-4-2	7	37-12-0	29-9-0	Hosey,J (W 8-0)	107	1:56
*May 01, 2010	at Missouri Western	W 14-4	14-15-0	4-14-1	7	38-12-0	30-9-0	Robertson,M (W 7-2)	131	2:06
*May 02, 2010	at Missouri Western	W 12-4	12-16-4	4-7-3	9	39-12-0	31-9-0	Cotter,M (W 2-0)	63	2:58
+May 06, 2010	vs Missouri Southern	W 4-3	4-7-1	3-10-2	9	40-12-0	31-9-0	Graham,B (W 8-2)	319	1:58
+May 07, 2010	vs Fort Hays State	W 10-3	10-10-0	3-10-2	9	41-12-0	31-9-0	Hosey,J (W 9-0)	121	2:27
+May 08, 2010	vs Central Missouri	W 7-3	7-13-3	3-7-0	9	42-12-0	31-9-0	Robertson,M (W 8-1)	520	2:51
+May 09, 2010	vs Central Missouri	W 12-22 L	12-17-4	22-20-1	9	42-13-0	31-9-0	Moore,C (L 3-2)	450	3:27
+May 09, 2010	vs Central Missouri	W 4-8 L	4-8-1	8-10-2	9	42-14-0	31-9-0	Killian,C (L 5-3)	455	2:51
#May 13, 2010	vs Incarnate Word	W 1-6 L	1-6-2	6-13-0	9	42-15-0	31-9-0	Graham,B (L 8-3)	45	2:30
#May 14, 2010	vs Central Missouri	W 4-12 L	4-9-2	12-13-0	9	42-16-0	31-9-0	Hosey,J (L 9-1)	985	3:04

()= Extra Innings

\*= MIAA Conference Game

+ = MIAA Post-Season Tournament

#= South Central Regional



# 2010 POST SEASON RESULTS



## 2010 Final MIAA Standings

Team	Conference			Overall		
	W	L	Pct.	W	L	Pct.
UCM	34	6	.850	52	11	.825
ESU	31	9	.775	42	16	.724
UNO	28	12	.700	32	20	.615
FHSU	22	18	.550	31	22	.585
MSSU	20	18	.526	28	26	.519
WU	18	20	.474	21	23	.477
NWMSU	18	20	.474	20	34	.370
MWSU	16	22	.421	22	23	.489
PSU	13	27	.325	15	28	.349
SBU	9	31	.225	11	39	.220
TSU	7	33	.175	12	41	.226

## MIAA Regular Season Champions

2010	Central Missouri
<b>2009</b>	<b>Emporia State</b>
<b>2008</b>	<b>Emporia State</b>
2007	Central Missouri
<b>2006</b>	<b>Emporia State</b>
2005	Central Missouri State
2004	Central Missouri State
2003	Central Missouri State
2002	Central Missouri State
2001	Central Missouri State

## MIAA Tournament Champions

2010	Central Missouri
2009	Nebraska-Omaha
2008	Central Missouri
<b>2007</b>	<b>Emporia State</b>
2006	Central Missouri State
2005	Central Missouri State
2004	Central Missouri State
2003	Central Missouri State
2002	Central Missouri State
2001	Central Missouri State
2000	Central Missouri State
1999	Pittsburg State
1998	Central Missouri State
1997	Central Missouri State
1996	Central Missouri State
1995	Central Missouri State
1994	Central Missouri State
<b>1993</b>	<b>Emporia State</b>
1992	Missouri Southern State
1991	Missouri Southern State
1990	Central Missouri State
1989	Central Missouri State
1988	Central Missouri State
1987	Southeast Missouri State
1986	Central Missouri State
1985	Southeast Missouri State
1984	Missouri-St. Louis
1983	Northwest Missouri
1982	Northwest Missouri
1981	Central Missouri State
1980	Northwest Missouri
1979	Southwest Missouri State
1978	Northwest Missouri
1977	Southeast Missouri State
1976	Southeast Missouri State
1975	Northwest Missouri
1974	Central Missouri State
1973	Northwest Missouri
1972	Missouri-Rolla
1971	Central Missouri State
1970	Southwest Missouri State
1969	Southwest Missouri State
1968	Missouri-Rolla
1967	Southeast Missouri State
1966	Central Missouri State

## MIAA Titles Won or Shared

Central Missouri	16
Northwest Missouri	6
Southeast Missouri State	5
<b>Emporia State</b>	<b>5</b>
Southwest Missouri State	3
Missouri-Rolla	2
Missouri Southern	2
Missouri-St. Louis	1
Nebraska-Omaha	1

## 2010 MIAA Tournament Results

### May 6, 2011

Central Missouri 12, Northwest Missouri 2 (7 Innings)

**Emporia State 4, Missouri Southern 3**

Fort Hays State 4, Nebraska-Omaha 1

### May 7

Missouri Southern 10, Northwest Missouri 3 (Northwest Missouri Eliminated)

Central Missouri 10, Nebraska-Omaha 9 (12) (Nebraska-Omaha Eliminated)

**Emporia State 10, Fort Hays State 3**

### May 8

**Emporia State 7, Central Missouri 3**

Missouri Southern 6, Fort Hays State 2 (Fort Hays State Eliminated)

Central Missouri 10, Missouri Southern 5 (Missouri Southern Eliminated)

### May 8

**Central Missouri 22, Emporia State 12**

**Central Missouri 8, Emporia State 4 (UCM Wins MIAA Tournament)**

## 2010 South Central Region Results

#= Regional Seed

### May 14-17

Game 1 - #2 Abilene Christian 10, #5 St. Mary's 2

Game 2 - #1 Central Missouri 9, #6 Nebraska-Omaha 3

**Game 3 - #4 Incarnate Word 6, #3 Emporia State 1**

Game 4 - St. Mary's 8, Nebraska-Omaha 6 (UNO Eliminated)

**Game 5 - Central Missouri 12, Emporia State 4 (ESU Eliminated)**

Game 6 - Incarnate Word 5, Abilene Christian 4

Game 7 - Central Missouri 18, Incarnate Word 7

Game 8 - Abilene Christian 9, St. Mary's 8 (13) (USM Eliminated)

Game 9 - Abilene Christian 9, Incarnate Word 4 (UIW Eliminated)

Game 10 - Abilene Christian 11, Central Missouri 5

Game 11 - Central Missouri 11, Abilene Christian 4

(UCM Regional Champion)



# 2010 STATISTICS



No. Player	AVG	GP	GS	AB	R	H	2B	3B	HR	RBI	TB	SLG%	BB	HBP	SO	GDP	OB%	SF	SH	SB	ATT
25 Albritton,David	.381	56	55	202	49	77	14	0	12	71	127	.629	15	8	19	4	.437	4	3	4	5
32 Burkhead,Kenny	.371	49	49	175	44	65	18	0	8	46	107	.611	24	8	24	4	.464	2	0	13	17
7 Doblner,Chris	.356	36	23	87	26	31	3	1	11	31	69	.793	9	0	20	0	.412	1	2	5	5
8 Albers,Marc	.355	45	33	121	31	43	4	0	8	31	71	.587	12	3	25	1	.426	0	0	3	4
3 Francis,Jeremy	.355	55	48	169	52	60	16	1	5	35	93	.550	26	11	30	0	.462	4	3	19	24
24 Whipple,Travis	.323	53	53	192	56	62	12	3	12	42	116	.604	17	4	50	0	.381	5	1	17	19
18 Cody,Calder	.319	32	29	94	29	30	5	2	9	29	66	.702	10	4	30	1	.404	1	0	1	2
6 Herman,J.D.	.308	30	17	65	11	20	4	0	1	10	27	.415	9	1	8	0	.400	0	2	0	2
5 Williams,Dorain	.305	46	43	141	37	43	9	2	2	23	62	.440	19	6	31	3	.407	1	5	11	12
1 Wempe,Kevin	.284	46	37	134	34	38	8	1	4	31	60	.448	13	10	17	2	.386	1	3	4	5
22 Knight,Tyler	.278	30	26	90	24	25	5	0	3	20	39	.433	17	2	26	1	.393	3	0	3	4
27 Carlson,Zack	.259	28	13	58	6	15	4	0	2	5	25	.431	5	0	14	0	.317	0	0	3	3
2 White,Jacob	.247	48	27	93	16	23	2	0	0	7	25	.269	15	0	15	0	.349	1	2	4	6
10 Cotton,Andy	.235	45	45	132	28	31	3	0	2	22	40	.303	15	7	22	3	.340	2	5	7	8
40 Ramsey,Bryson	1.000	2	0	3	2	3	2	0	0	2	5	1.667	0	0	0	0	1.000	0	0	0	0
4 Herrig,Tyler	.289	25	9	38	15	11	2	0	3	15	22	.579	6	4	12	0	.429	1	0	0	0
9 Amos,Parker	.281	22	6	32	6	9	2	0	0	4	11	.344	2	1	5	1	.343	0	0	2	2
19 Weiser,Rudy	.250	19	8	32	3	8	1	0	0	8	9	.281	1	0	8	0	.273	0	1	1	1
26 Oxley,Joey	.167	5	1	6	1	1	0	0	0	0	1	.167	0	0	0	1	.167	0	0	0	0
20 Streiloff,Karsten	.000	1	0	0	0	0	0	0	0	0	0	.000	0	0	0	0	.000	0	0	0	0
<b>Totals</b>	<b>.319</b>	<b>58</b>	<b>58</b>	<b>1864</b>	<b>470</b>	<b>595</b>	<b>114</b>	<b>10</b>	<b>82</b>	<b>432</b>	<b>975</b>	<b>.523</b>	<b>215</b>	<b>69</b>	<b>356</b>	<b>21</b>	<b>.404</b>	<b>26</b>	<b>27</b>	<b>97</b>	<b>119</b>
<b>Opponents</b>	<b>.275</b>	<b>58</b>	<b>58</b>	<b>1800</b>	<b>298</b>	<b>495</b>	<b>81</b>	<b>13</b>	<b>46</b>	<b>277</b>	<b>740</b>	<b>.411</b>	<b>156</b>	<b>47</b>	<b>346</b>	<b>28</b>	<b>.346</b>	<b>17</b>	<b>38</b>	<b>55</b>	<b>67</b>

No. Player	vs Left			vs Right			w/Runners On			w/Bases Empty			w/bases Loaded			Rch as Leadoff			Fly	Gnd	Fly/
	H	AB	Avg	H	AB	Avg	H	AB	Avg	H	AB	Avg	H	AB	Avg	Rch	Ops	Pct	Out	Out	Gnd
8 Albers,Marc	11	36	.306	32	85	.376	26	63	.413	17	58	.293	2	5	.400	10	32	.313	23	27	0.9
25 Albritton,David	26	49	.531	51	153	.333	48	106	.453	29	96	.302	1	7	.143	20	45	.444	44	58	0.8
9 Amos,Parker	4	15	.267	5	17	.294	6	16	.375	3	16	.188	0	2	.000	0	4	.000	4	13	0.3
32 Burkhead,Kenny	14	41	.341	51	134	.381	36	91	.396	29	84	.345	2	6	.333	20	41	.488	47	34	1.4
27 Carlson,Zack	0	3	.000	15	55	.273	4	28	.143	11	30	.367	0	4	.000	7	15	.467	15	12	1.2
18 Cody,Calder	5	30	.167	25	64	.391	15	50	.300	15	44	.341	0	1	.000	7	17	.412	23	13	1.8
10 Cotton,Andy	7	35	.200	24	97	.247	22	79	.278	9	53	.170	1	5	.200	8	21	.381	25	58	0.4
7 Doblner,Chris	2	4	.500	29	83	.349	18	40	.450	13	47	.277	2	4	.500	8	21	.381	16	21	0.8
3 Francis,Jeremy	21	49	.429	39	120	.325	30	70	.429	30	99	.303	4	5	.800	35	79	.443	53	26	2.0
6 Herman,J.D.	5	19	.263	15	46	.326	9	30	.300	11	35	.314	1	3	.333	8	15	.533	11	27	0.4
4 Herrig,Tyler	1	5	.200	10	33	.303	7	21	.333	4	17	.235	1	2	.500	3	9	.333	9	6	1.5
22 Knight,Tyler	9	31	.290	16	59	.271	18	52	.346	7	38	.184	0	4	.000	6	15	.400	25	16	1.6
26 Oxley,Joey	0	1	.000	1	5	.200	0	3	.000	1	3	.333	0	1	.000	0	2	.000	3	2	1.5
40 Ramsey,Bryson	0	0	-	3	3	1.000	2	2	1.000	1	1	1.000	0	0	-	0	0	-	0	0	0.0
19 Weiser,Rudy	3	10	.300	5	22	.227	6	16	.375	2	16	.125	2	2	1.000	2	7	.286	6	10	0.6
1 Wempe,Kevin	12	38	.316	26	96	.271	23	64	.359	15	70	.214	2	7	.286	16	39	.410	37	35	1.1
24 Whipple,Travis	15	46	.326	47	146	.322	31	102	.304	31	90	.344	1	6	.167	19	41	.463	42	44	1.0
2 White,Jacob	6	22	.273	17	71	.239	12	53	.226	11	40	.275	0	2	.000	6	13	.462	22	35	0.6
5 Williams,Dorain	17	37	.459	26	104	.250	26	73	.356	17	68	.250	1	4	.250	9	31	.290	31	38	0.8
<b>Totals</b>	<b>158</b>	<b>471</b>	<b>.335</b>	<b>437</b>	<b>1393</b>	<b>.314</b>	<b>339</b>	<b>959</b>	<b>.353</b>	<b>256</b>	<b>905</b>	<b>.283</b>	<b>20</b>	<b>70</b>	<b>.286</b>	<b>184</b>	<b>447</b>	<b>.412</b>	<b>436</b>	<b>475</b>	<b>0.9</b>
<b>Opponents</b>	<b>50</b>	<b>163</b>	<b>.307</b>	<b>445</b>	<b>1637</b>	<b>.272</b>	<b>247</b>	<b>853</b>	<b>.290</b>	<b>248</b>	<b>947</b>	<b>.262</b>	<b>15</b>	<b>43</b>	<b>.349</b>	<b>173</b>	<b>459</b>	<b>.377</b>	<b>415</b>	<b>547</b>	<b>0.8</b>

No. Player	Pinch Hitting			With Runners In Scoring Pos			w/Rnr on 3rd And LT 2 Out			With 2 Out			2 Out			Success Advancing Rnrs			#Rrs				
	H	AB	Avg	H	AB	Avg	RBI	Ops	Pct	H	AB	Avg	RBI	Adv	Ops	Pct	W/out	Adv.	Rnr	Rch	Rch	FC	KL
8 Albers,Marc	6	7	.857	18	43	.419	8	12	.667	13	32	.406	13	39	72	.542	5	20	3	3	3	3	
25 Albritton,David	1	1	1.000	31	79	.392	20	25	.800	26	62	.419	25	79	117	.675	28	30	9	4	2	2	
9 Amos,Parker	3	13	.231	4	12	.333	1	2	.500	3	7	.429	2	12	18	.667	2	3	1	4	1	1	
32 Burkhead,Kenny	0	0	-	24	65	.369	15	19	.789	20	59	.339	14	65	104	.625	17	31	6	8	4	4	
27 Carlson,Zack	2	12	.167	4	23	.174	2	3	.667	4	20	.200	1	11	28	.393	5	20	2	1	4	4	
18 Cody,Calder	0	3	.000	11	36	.306	7	10	.700	7	30	.233	7	27	57	.474	5	23	1	3	9	9	
10 Cotton,Andy	0	0	-	14	51	.275	7	12	.583	12	53	.226	12	49	93	.527	21	33	2	9	7	7	
7 Doblner,Chris	3	10	.300	8	22	.364	5	5	1.000	13	33	.394	11	30	47	.638	8	14	3	2	4	4	
3 Francis,Jeremy	1	2	.500	19	45	.422	8	10	.800	19	45	.422	19	56	90	.622	13	28	7	2	11	11	
6 Herman,J.D.	2	4	.500	9	23	.391	2	2	1.000	5	27	.185	6	19	37	.514	4	19	1	3	5	5	
4 Herrig,Tyler	1	10	.100	5	13	.385	3	4	.750	4	12	.333	7	12	23	.522	5	7	1	1	3	3	
22 Knight,Tyler	1	2	.500	12	39	.308	6	10	.600	9	30	.300	8	32	61	.525	11	29	1	0	9	9	
26 Oxley,Joey	0	3	.000	0	1	.000	0	0	-	1	2	.500	0	0	3	.000	0	3	0	0	0	0	
40 Ramsey,Bryson	1	1	1.000	1	1	1.000	0	0	-	2	2	1.000	2	2	2	1.000	0	0	0	0	0	0	
19 Weiser,Rudy	2	5	.400	5	12	.417	1	2	.500	5	16	.313	7	8	17	.471	4	6	1	0	6	6	
1 Wempe,Kevin	0	1	.000	17	48	.354	8	16	.500	14	48	.292	15	48	78	.615	9	20	11	3	3	3	
24 Whipple,Travis	0	0	-	18	65	.277	12	17	.706	17	62	.274	12	56	111	.505	21	37	3	7	11	11	
2 White,Jacob	1	4	.250	10	37	.270	3	7	.429	9	43	.209	2	29	62	.468	8	33	1	8	6	6	
5 Williams,Dorain	1	1	1.000	18	46	.391	7	12	.583	14	42	.333	9	48	86	.558	16	34	5	1	12	12	
<b>Totals</b>	<b>25</b>	<b>79</b>	<b>.316</b>	<b>228</b>	<b>661</b>	<b>.345</b>	<b>115</b>	<b>168</b>	<b>.685</b>	<b>197</b>	<b>625</b>	<b>.315</b>	<b>172</b>	<b>622</b>	<b>1106</b>	<b>.562</b>	<b>182</b>	<b>395</b>	<b>58</b>	<b>59</b>	<b>100</b>	<b>100</b>	
<b>Opponents</b>	<b>9</b>	<b>40</b>	<b>.225</b>	<b>153</b>	<b>525</b>	<b>.291</b>	<b>74</b>	<b>111</b>	<b>.667</b>	<b>154</b>	<b>598</b>	<b>.258</b>	<b>103</b>	<b>473</b>	<b>963</b>	<b>.491</b>	<b>170</b>	<b>387</b>	<b>51</b>	<b>55</b>	<b>112</b>	<b>112</b>	



# 2010 STATISTICS



No.	Player	ERA	W-L	APP	GS	CG	SV	IP	H	R	ER	BB	SO	2B	3B	HR	AB	B/Avg	WP	HBP	BK	SFA	SHA
28	Cotter, Michael	1.72	2	0	7	0	0	0	0	0	15.2	11	5	3	8	7	4	0	2	54	.204	1	1
17	Graham, Ben	2.45	8	3	13	13	5	2	0	0	84.1	77	34	23	13	57	10	3	7	324	.238	1	7
12	Hosey, Jake	3.79	9	1	13	13	3	0	0	0	73.2	66	32	31	22	64	11	1	5	280	.236	2	9
36	Blades, Spencer	4.50	3	1	11	8	0	0	1	0	28.0	31	19	14	12	22	6	1	3	114	.272	1	0
11	Anderson, Austin	4.86	2	1	22	1	0	0	0	0	37.0	42	22	20	7	28	9	3	2	143	.294	2	2
35	Rosine, Kyle	4.97	0	0	11	0	0	0	0	1	12.2	11	10	7	7	7	1	0	3	48	.229	2	3
29	Robertson, Matt	5.01	8	1	16	9	0	0	0	0	59.1	66	40	33	13	53	9	1	9	235	.281	3	5
23	Killian, Colby	5.36	5	3	13	9	1	0	0	2	48.2	49	29	29	22	36	4	1	1	183	.268	7	5
15	Martin, Jake	6.43	1	1	7	0	0	0	0	0	7.0	11	6	5	7	0	3	0	0	30	.367	0	0
30	Moore, Cole	6.55	2	2	9	4	0	0	1	0	22.0	28	20	16	12	15	8	0	1	93	.301	3	4
31	Smith, Drew	6.84	2	1	17	0	0	0	1	3	26.1	26	20	20	12	28	2	2	2	100	.260	3	5
16	Mize, Brett	7.88	0	1	16	1	0	0	0	0	24.0	37	27	21	10	16	8	1	2	104	.356	3	4
14	Maxson, Justin	12.38	0	0	7	0	0	0	0	0	8.0	14	11	11	2	3	2	0	4	34	.412	2	1
4	Herrig, Tyler	6.75	0	0	4	0	0	0	1	0	4.0	8	5	3	2	3	2	0	1	19	.421	0	0
38	Spreckles, Keith	16.20	0	1	2	0	0	0	0	0	1.2	4	5	3	2	2	1	0	1	9	.444	0	0
39	Forbis, Logan	18.00	0	0	1	0	0	0	0	0	1.0	4	2	2	2	0	1	0	0	7	.571	0	0
20	Streiloff, Karsten	18.00	0	0	1	0	0	0	0	0	1.0	2	2	2	2	0	0	0	1	5	.400	0	0
13	Lippoldt, Casey	22.09	0	0	4	0	0	0	0	0	3.2	8	9	9	3	4	0	0	2	18	.444	1	1
<b>Totals</b>		<b>4.95</b>	<b>42</b>	<b>16</b>	<b>58</b>	<b>58</b>	<b>9</b>	<b>3</b>	<b>1</b>	<b>7</b>	<b>458.0</b>	<b>495</b>	<b>298</b>	<b>252</b>	<b>156</b>	<b>346</b>	<b>81</b>	<b>13</b>	<b>46</b>	<b>1800</b>	<b>.275</b>	<b>31</b>	<b>47</b>
<b>Opponents</b>		<b>8.00</b>	<b>16</b>	<b>42</b>	<b>58</b>	<b>58</b>	<b>8</b>	<b>1</b>	<b>1</b>	<b>4</b>	<b>445.2</b>	<b>595</b>	<b>470</b>	<b>396</b>	<b>215</b>	<b>356</b>	<b>114</b>	<b>10</b>	<b>82</b>	<b>1864</b>	<b>.319</b>	<b>47</b>	<b>69</b>

No.	Player	vs Left			vs Right			w/Runners On			w/Bases Empty			Rch by Leadoff			w/2 Out		
		H	AB	Avg	H	AB	Avg	H	AB	Avg	H	AB	Avg	Rch	Ops	Pct	H	AB	Avg
11	Anderson, Austin	13	41	.317	29	102	.284	22	69	.319	20	74	.270	12	33	.364	10	45	.222
36	Blades, Spencer	4	23	.174	27	91	.297	17	50	.340	14	64	.219	7	30	.233	6	33	.182
28	Cotter, Michael	1	16	.063	10	38	.263	2	21	.095	9	33	.273	5	16	.313	4	17	.235
39	Forbis, Logan	0	0	-	4	7	.571	3	6	.500	1	1	1.000	1	1	1.000	1	2	.500
17	Graham, Ben	18	69	.261	59	255	.231	25	137	.182	52	187	.278	34	85	.400	22	107	.206
4	Herrig, Tyler	3	6	.500	5	13	.385	6	10	.600	2	9	.222	1	3	.333	4	7	.571
12	Hosey, Jake	16	68	.235	50	212	.236	33	120	.275	33	160	.206	23	76	.303	20	91	.220
23	Killian, Colby	9	36	.250	40	147	.272	26	89	.292	23	94	.245	20	49	.408	21	63	.333
13	Lippoldt, Casey	2	5	.400	6	13	.462	4	8	.500	4	10	.400	2	4	.500	1	4	.250
15	Martin, Jake	2	9	.222	9	21	.429	8	21	.381	3	9	.333	5	8	.625	2	9	.222
14	Maxson, Justin	1	8	.125	13	26	.500	5	14	.357	9	20	.450	4	8	.500	4	12	.333
16	Mize, Brett	10	24	.417	27	80	.338	21	61	.344	16	43	.372	14	23	.609	12	35	.343
30	Moore, Cole	10	38	.263	18	55	.327	16	53	.302	12	40	.300	9	24	.375	7	31	.226
29	Robertson, Matt	23	74	.311	43	161	.267	33	104	.317	33	131	.252	20	60	.333	23	79	.291
35	Rosine, Kyle	3	7	.429	8	41	.195	6	25	.240	5	23	.217	6	12	.500	4	18	.222
31	Smith, Drew	5	20	.250	21	80	.263	16	55	.291	10	45	.222	9	24	.375	12	42	.286
38	Spreckles, Keith	2	3	.667	2	6	.333	3	7	.429	1	2	.500	1	2	.500	1	2	.500
20	Streiloff, Karsten	0	0	-	2	5	.400	1	3	.333	1	2	.500	0	1	.000	0	1	.000
<b>Totals</b>		<b>122</b>	<b>447</b>	<b>.273</b>	<b>373</b>	<b>1353</b>	<b>.276</b>	<b>247</b>	<b>853</b>	<b>.290</b>	<b>248</b>	<b>947</b>	<b>.262</b>	<b>173</b>	<b>459</b>	<b>.377</b>	<b>154</b>	<b>598</b>	<b>.258</b>
<b>Opponents</b>		<b>149</b>	<b>469</b>	<b>.318</b>	<b>446</b>	<b>1395</b>	<b>.320</b>	<b>339</b>	<b>959</b>	<b>.353</b>	<b>256</b>	<b>905</b>	<b>.283</b>	<b>184</b>	<b>447</b>	<b>.412</b>	<b>197</b>	<b>625</b>	<b>.315</b>

Player	App-GS	IP/ App	*H/g	*R/g	*ER/g	*BB/g	*SO/g	K/BB						
								Ratio	*2B/g	*3B/g	*HR/g	*FOR/g	*GO/g	
11	Anderson, Austin	22-1	1.68	10.22	5.35	4.86	1.70	6.81	4.0	2.19	0.73	0.49	9.49	9.49
36	Blades, Spencer	11-8	2.55	9.96	6.11	4.50	3.86	7.07	1.8	1.93	0.32	0.96	8.68	10.61
28	Cotter, Michael	7-0	2.24	6.32	2.87	1.72	4.60	4.02	0.9	2.30	0.00	1.15	10.91	9.19
39	Forbis, Logan	1-0	1.00	36.00	18.00	18.00	0.00	9.00	99.0	9.00	0.00	0.00	0.00	18.00
17	Graham, Ben	13-13	6.49	8.22	3.63	2.45	1.39	6.08	4.4	1.07	0.32	0.75	6.19	13.34
4	Herrig, Tyler	4-0	1.00	18.00	11.25	6.75	4.50	6.75	1.5	4.50	0.00	2.25	11.25	9.00
12	Hosey, Jake	13-13	5.67	8.06	3.91	3.79	2.69	7.82	2.9	1.34	0.12	0.61	7.70	9.77
23	Killian, Colby	13-9	3.74	9.06	5.36	5.36	4.07	6.66	1.6	0.74	0.18	0.18	4.99	13.87
13	Lippoldt, Casey	4-0	0.92	19.64	22.09	22.09	7.36	9.82	1.3	0.00	0.00	4.91	12.27	4.91
15	Martin, Jake	7-0	1.00	14.14	7.71	6.43	9.00	0.00	0.0	3.86	0.00	0.00	23.14	3.86
14	Maxson, Justin	7-0	1.14	15.75	12.38	12.38	2.25	3.38	1.5	2.25	0.00	4.50	6.75	13.50
16	Mize, Brett	16-1	1.50	13.88	10.12	7.88	3.75	6.00	1.6	3.00	0.38	0.75	8.62	11.25
30	Moore, Cole	9-4	2.44	11.45	8.18	6.55	4.91	6.14	1.3	3.27	0.00	0.41	10.23	10.23
29	Robertson, Matt	16-9	3.71	10.01	6.07	5.01	1.97	8.04	4.1	1.37	0.15	1.37	8.95	8.95
35	Rosine, Kyle	11-0	1.15	7.82	7.11	4.97	4.97	4.97	1.0	0.71	0.00	2.13	14.92	5.68
31	Smith, Drew	17-0	1.55	8.89	6.84	6.84	4.10	9.57	2.3	0.68	0.68	0.68	6.49	9.91
38	Spreckles, Keith	2-0	0.83	21.60	27.00	16.20	10.80	10.80	1.0	5.40	0.00	5.40	0.00	16.20
20	Streiloff, Karsten	1-0	1.00	18.00	18.00	18.00	18.00	0.00	0.0	0.00	0.00	9.00	9.00	18.00
<b>Totals</b>		<b>58-58</b>	<b>7.90</b>	<b>9.73</b>	<b>5.86</b>	<b>4.95</b>	<b>3.07</b>	<b>6.80</b>	<b>2.2</b>	<b>1.59</b>	<b>0.26</b>	<b>0.90</b>	<b>8.16</b>	<b>10.75</b>
<b>Opponents</b>		<b>58-58</b>	<b>7.68</b>	<b>12.02</b>	<b>9.49</b>	<b>8.00</b>	<b>4.34</b>	<b>7.19</b>	<b>1.7</b>	<b>2.30</b>	<b>0.20</b>	<b>1.66</b>	<b>8.80</b>	<b>9.59</b>



# 2010 STATISTICS



2010 Fielding	C	PO	A	E	FLD%	DPs	SBA	CSB	SBA%	PB	CL
3 Francis,Jeremy	91	88	3	0	1.000	0	0	0	-	0	0
22 Knight,Tyler	55	54	1	0	1.000	0	0	0	-	0	0
27 Carlson,Zack	27	27	0	0	1.000	1	0	0	-	0	0
7 Dobler,Chris	16	16	0	0	1.000	0	0	0	-	0	0
4 Herrig,Tyler	15	15	0	0	1.000	0	1	0	1.000	0	0
29 Robertson,Matt	12	2	10	0	1.000	0	5	0	1.000	0	0
9 Amos,Parker	9	8	1	0	1.000	0	0	0	-	0	0
31 Smith,Drew	9	3	6	0	1.000	0	4	0	1.000	0	0
36 Blades,Spencer	5	0	5	0	1.000	1	1	0	1.000	0	0
28 Cotter,Michael	5	2	3	0	1.000	1	2	0	1.000	0	0
11 Anderson,Austin	4	2	2	0	1.000	0	4	0	1.000	0	0
15 Martin,Jake	1	0	1	0	1.000	0	1	0	1.000	0	0
39 Forbis,Logan	1	0	1	0	1.000	0	0	0	-	0	0
20 Streiloff,Karsten	1	1	0	0	1.000	0	0	0	-	0	0
13 Lippoldt,Casey	1	0	1	0	1.000	0	0	0	-	0	0
25 Albritton,David	328	304	21	3	.991	0	46	10	.821	5	1
32 Burkhead,Kenny	441	414	21	6	.986	33	0	0	-	0	0
19 Weiser,Rudy	59	56	2	1	.983	0	9	2	.818	5	0
2 White,Jacob	165	70	90	5	.970	20	0	0	-	0	0
8 Albers,Marc	86	25	58	3	.965	4	0	0	-	0	0
6 Herman,J.D.	84	20	61	3	.964	13	0	0	-	0	0
5 Williams,Dorain	80	74	2	4	.950	0	0	0	-	0	0
24 Whipple,Travis	80	72	3	5	.938	0	0	0	-	0	0
23 Killian,Colby	16	4	11	1	.938	0	11	2	.846	0	0
18 Cody,Calder	72	33	34	5	.931	2	0	0	-	0	0
17 Graham,Ben	26	3	21	2	.923	1	7	3	.700	0	0
10 Cotton,Andy	200	51	133	16	.920	21	0	0	-	0	0
16 Mize,Brett	10	3	6	1	.900	1	6	1	.857	0	0
12 Hosey,Jake	18	3	13	2	.889	0	9	3	.750	0	0
1 Wempe,Kevin	94	19	64	11	.883	3	0	0	-	0	0
30 Moore,Cole	3	1	1	1	.667	0	2	0	1.000	0	0
<b>Totals</b>	<b>2018</b>	<b>1374</b>	<b>575</b>	<b>69</b>	<b>.966</b>	<b>38</b>	<b>55</b>	<b>12</b>	<b>.821</b>	<b>10</b>	<b>1</b>
<b>Opponents</b>	<b>1953</b>	<b>1337</b>	<b>528</b>	<b>88</b>	<b>.955</b>	<b>34</b>	<b>97</b>	<b>22</b>	<b>.815</b>	<b>18</b>	<b>1</b>

Multiple Hit Games	2	3	4	5+	Tot
25 Albritton,David	16	7	1	-	24
32 Burkhead,Kenny	15	4	2	-	21
24 Whipple,Travis	14	1	2	-	17
3 Francis,Jeremy	8	5	1	-	14
8 Albers,Marc	9	3	-	-	12
5 Williams,Dorain	8	1	2	-	11
1 Wempe,Kevin	6	3	-	-	9
18 Cody,Calder	5	4	-	-	9
7 Dobler,Chris	8	1	-	-	9
6 Herman,J.D.	4	1	-	-	5
10 Cotton,Andy	3	1	1	-	5
2 White,Jacob	3	1	-	-	4
27 Carlson,Zack	3	1	-	-	4
22 Knight,Tyler	2	1	1	-	4
19 Weiser,Rudy	2	-	-	-	2
4 Herrig,Tyler	1	1	-	-	2
40 Ramsey,Bryson	1	-	-	-	1
9 Amos,Parker	1	-	-	-	1
<b>TEAM</b>	<b>109</b>	<b>35</b>	<b>10</b>	<b>0</b>	<b>154</b>

Multiple RBI Games	2	3	4	5+	Tot
25 Albritton,David	12	5	2	2	21
3 Francis,Jeremy	10	1	1	-	12
24 Whipple,Travis	7	3	2	-	12
32 Burkhead,Kenny	3	3	2	2	10
1 Wempe,Kevin	4	4	1	-	9
18 Cody,Calder	4	3	2	-	9
7 Dobler,Chris	3	3	2	-	8
8 Albers,Marc	3	1	3	-	7
10 Cotton,Andy	4	-	1	-	5
22 Knight,Tyler	3	1	-	1	5
5 Williams,Dorain	-	3	-	1	4
19 Weiser,Rudy	3	-	-	-	3
4 Herrig,Tyler	-	1	1	1	3
40 Ramsey,Bryson	1	-	-	-	1
27 Carlson,Zack	1	-	-	-	1
6 Herman,J.D.	-	1	-	-	1
<b>TEAM</b>	<b>58</b>	<b>29</b>	<b>17</b>	<b>7</b>	<b>111</b>

## TEAM GAME HIGHS

HITTING		
At bats:	50	vs Nebraska-Omaha (03/29/10)
Runs scored:	34	vs Nebraska-Omaha (03/29/10)
Hits:	27	vs Nebraska-Omaha (03/29/10)
RBIs:	29	vs Nebraska-Omaha (03/29/10)
Doubles:	9	vs Nebraska-Omaha (03/29/10)
Triples:	2	vs Missouri Southern (Apr 17, 2010)
Home runs:	6	vs Southwest Baptist (Mar 18, 2010)
Total bases:	48	vs Nebraska-Omaha (03/29/10)
Walks:	14	vs Nebraska-Omaha (03/29/10)
Strikeouts:	18	vs Incarnate Word (May 13, 2010)
Sac hits:	3	vs Southwest Baptist (Mar 18, 2010)
Sac flies:	3	vs Missouri Southern (May 06, 2010)
Stolen bases:	5	(4 games)
Hit by pitch:	5	vs Central Missouri (May 14, 2010)
Caught stealing:	3	vs Nebraska-Omaha (03/29/10)
Runners LOB:	13	vs Central Missouri (May 09, 2010)
	13	vs Incarnate Word (May 13, 2010)
	13	vs Central Missouri (May 14, 2010)
	3	vs Fort Hays State (Mar 05, 2010)
Hit into DP:	3	
FIELDING		
Putouts:	36	vs Truman (Feb 28, 2010)
Assists:	20	vs Incarnate Word (May 13, 2010)
Errors:	4	vs Arkansas Tech (Feb 12, 2010)
	4	vs Missouri Western (May 02, 2010)
	4	vs Central Missouri (May 09, 2010)
DPs turned:	3	vs Southwest Baptist (Feb 12, 2010)
	3	vs Central Missouri (May 08, 2010)
PITCHING		
Innings pitched:	12.0	vs Truman (Feb 28, 2010)
Runs allowed:	22	vs Central Missouri (May 09, 2010)
Earned runs:	17	vs Central Missouri (Mar 14, 2010)
	17	vs Central Missouri (May 09, 2010)
	17	vs Central Missouri (May 09, 2010)
Walks allowed:	9	vs Central Missouri (May 09, 2010)
Strikeouts:	14	vs Truman (Feb 28, 2010)
	14	vs Missouri Southern (Apr 17, 2010)

## INDIVIDUAL GAME HIGHS

At bats:	8	Burkhead,Kenny vs Nebraska-Omaha (03/29/10)
Runs scored:	5	Albritton,David vs Nebraska-Omaha (03/29/10)
	5	Knight,Tyler vs Nebraska-Omaha (03/29/10)
	5	Cotton,Andy vs Nebraska-Omaha (03/29/10)
Hits:	4	(10 games)
RBIs:	5	(7 games)
Doubles:	2	(9 games)
Triples:	1	(10 games)
Home runs:	2	(12 games)
Total bases:	10	Albritton,David vs Truman (Feb 27, 2010)
Walks:	3	(6 games)
Strikeouts:	3	(11 games)
Sac hits:	2	Herman,J.D. vs Central Missouri (May 09, 2010)
Sac flies:	2	Knight,Tyler vs Southwest Baptist (Mar 19, 2010)
	2	Albritton,David vs Missouri Southern (May 06, 2010)
Stolen bases:	3	Whipple,Travis vs Pittsburg State (Apr 09, 2010)
	3	Francis,Jeremy vs Sterling College (Apr 13, 2010)
Hit by pitch:	2	Cotton,Andy vs Arkansas Tech (Feb 12, 2010)
	2	Wempe,Kevin vs Fort Hays State (Mar 05, 2010)
	2	Albritton,David vs Central Missouri (May 14, 2010)
Caught stealing:	2	Burkhead,Kenny vs Nebraska-Omaha (03/29/10)
Runners LOB:	6	Knight,Tyler vs Wayne State (Mar 02, 2010)
	6	Burkhead,Kenny vs Fort Hays State (Mar 07, 2010)
Pitching		
Innings pitched:	9.0	Graham,Ben vs Incarnate Word (May 13, 2010)
Runs allowed:	7	Graham,Ben vs Central Missouri (Mar 14, 2010)
	7	Killian,Colby vs Central Missouri (Mar 14, 2010)
	7	Killian,Colby vs Southwest Baptist (Mar 19, 2010)
Earned runs:	7	Killian,Colby vs Central Missouri (Mar 14, 2010)
	7	Killian,Colby vs Southwest Baptist (Mar 19, 2010)
Walks allowed:	5	Killian,Colby vs Pittsburg State (Apr 10, 2010)
Strikeouts:	12	Hosey,Jake vs Missouri Southern (Apr 17, 2010)
Hits allowed:	13	Graham,Ben vs Incarnate Word (May 13, 2010)
Doubles allowed:	3	Moore,Cole vs Rockhurst (04-20-10)
Triples allowed:	1	(13 games)



# 2010 STATISTICAL LEADERS



## Batting avg

25 Albritton,David	.381
32 Burkhead,Kenny	.371
7 Dobler,Chris	.356
8 Albers,Marc	.355
3 Francis,Jeremy	.355
24 Whipple,Travis	.323
18 Cody,Calder	.319
6 Herman,J.D.	.308
5 Williams,Dorain	.305

## Slugging pct

7 Dobler,Chris	.793
18 Cody,Calder	.702
25 Albritton,David	.629
32 Burkhead,Kenny	.611
24 Whipple,Travis	.604
8 Albers,Marc	.587
3 Francis,Jeremy	.550
1 Wempe,Kevin	.448

## On base pct

32 Burkhead,Kenny	.464
3 Francis,Jeremy	.462
25 Albritton,David	.437
8 Albers,Marc	.426
7 Dobler,Chris	.412
5 Williams,Dorain	.407
18 Cody,Calder	.404

## Runs scored

24 Whipple,Travis	56
3 Francis,Jeremy	52
25 Albritton,David	49
32 Burkhead,Kenny	44
5 Williams,Dorain	37
1 Wempe,Kevin	34
8 Albers,Marc	31

## Hits

25 Albritton,David	77
32 Burkhead,Kenny	65
24 Whipple,Travis	62
3 Francis,Jeremy	60
5 Williams,Dorain	43
8 Albers,Marc	43
1 Wempe,Kevin	38

## Runs batted in

25 Albritton,David	71
32 Burkhead,Kenny	46
24 Whipple,Travis	42
3 Francis,Jeremy	35

## Doubles

32 Burkhead,Kenny	18
3 Francis,Jeremy	16
25 Albritton,David	14
24 Whipple,Travis	12
5 Williams,Dorain	9

## Triples

24 Whipple,Travis	3
5 Williams,Dorain	2
18 Cody,Calder	2

## Home runs

24 Whipple,Travis	12
25 Albritton,David	12
7 Dobler,Chris	11
18 Cody,Calder	9
8 Albers,Marc	8
32 Burkhead,Kenny	8
3 Francis,Jeremy	5

## Total bases

25 Albritton,David	127
24 Whipple,Travis	116
32 Burkhead,Kenny	107
3 Francis,Jeremy	93
8 Albers,Marc	71

## Walks

3 Francis,Jeremy	26
32 Burkhead,Kenny	24
5 Williams,Dorain	19
24 Whipple,Travis	17
22 Knight,Tyler	17

## Hit by pitch

3 Francis,Jeremy	11
1 Wempe,Kevin	10
32 Burkhead,Kenny	8
25 Albritton,David	8
10 Cotton,Andy	7
5 Williams,Dorain	6

## Sac bunts

5 Williams,Dorain	5
10 Cotton,Andy	5

## Sac flies

24 Whipple,Travis	5
3 Francis,Jeremy	4
25 Albritton,David	4

## Stolen bases

3 Francis,Jeremy	19
24 Whipple,Travis	17
32 Burkhead,Kenny	13
5 Williams,Dorain	11

## Strikeouts

24 Whipple,Travis	50
5 Williams,Dorain	31
18 Cody,Calder	30
3 Francis,Jeremy	30
22 Knight,Tyler	26
8 Albers,Marc	25
32 Burkhead,Kenny	24

## Grounded into DP

25 Albritton,David	4
32 Burkhead,Kenny	4
5 Williams,Dorain	3
10 Cotton,Andy	3
1 Wempe,Kevin	2

## Total plate appearances

25 Albritton,David	232
24 Whipple,Travis	219
3 Francis,Jeremy	213
32 Burkhead,Kenny	209

## At bats

25 Albritton,David	202
24 Whipple,Travis	192
32 Burkhead,Kenny	175
3 Francis,Jeremy	169
5 Williams,Dorain	141

## Pitching

### Earned run avg

28 Cotter,Michael	1.72
17 Graham,Ben	2.45
12 Hosey,Jake	3.79
36 Blades,Spencer	4.50
11 Anderson,Austin	4.86
35 Rosine,Kyle	4.97

### Opposing bat avg

28 Cotter,Michael	.204
35 Rosine,Kyle	.229
12 Hosey,Jake	.236
17 Graham,Ben	.238

### Wins

12 Hosey,Jake	9
29 Robertson,Matt	8
17 Graham,Ben	8
23 Killian,Colby	5
36 Blades,Spencer	3

### Losses

17 Graham,Ben	3
23 Killian,Colby	3
30 Moore,Cole	2

### Saves

31 Smith,Drew	3
23 Killian,Colby	2
35 Rosine,Kyle	1
16 Mize,Brett	1

## Innings pitched

17 Graham,Ben	84.1
12 Hosey,Jake	73.2
29 Robertson,Matt	59.1
23 Killian,Colby	48.2
11 Anderson,Austin	37.0
36 Blades,Spencer	28.0
31 Smith,Drew	26.1

## Batters struck out

12 Hosey,Jake	64
17 Graham,Ben	57
29 Robertson,Matt	53
23 Killian,Colby	36
31 Smith,Drew	28
11 Anderson,Austin	28

## Appearances

11 Anderson,Austin	22
31 Smith,Drew	17
16 Mize,Brett	16
29 Robertson,Matt	16
17 Graham,Ben	13
23 Killian,Colby	13
12 Hosey,Jake	13
36 Blades,Spencer	11
35 Rosine,Kyle	11

## Games started

17 Graham,Ben	13
12 Hosey,Jake	13
29 Robertson,Matt	9
23 Killian,Colby	9
36 Blades,Spencer	8

## Games finished

1. 21 Soto,Diego	29
2. 37 King,Dominic	7
3. 14 Maxson,Justin	6
4. 11 Anderson,Austin	4

## Games in relief

31 Smith,Drew	13
11 Anderson,Austin	9
35 Rosine,Kyle	8
23 Killian,Colby	4

## Wild pitches

23 Killian,Colby	7
29 Robertson,Matt	3
31 Smith,Drew	3
16 Mize,Brett	3
30 Moore,Cole	3
12 Hosey,Jake	2
14 Maxson,Justin	2
35 Rosine,Kyle	2
11 Anderson,Austin	2

## Hit batters

12 Hosey,Jake	9
17 Graham,Ben	7
29 Robertson,Matt	5
31 Smith,Drew	5
23 Killian,Colby	5
30 Moore,Cole	4
16 Mize,Brett	4

## Runners picked off

25 Albritton,David	2
12 Hosey,Jake	1
17 Graham,Ben	1

## Hits allowed

28 Cotter,Michael	11
35 Rosine,Kyle	11
15 Martin,Jake	11
14 Maxson,Justin	14
31 Smith,Drew	26
30 Moore,Cole	28
36 Blades,Spencer	31
16 Mize,Brett	37

## Runs allowed

28 Cotter,Michael	5
15 Martin,Jake	6
35 Rosine,Kyle	10
14 Maxson,Justin	11
36 Blades,Spencer	19
31 Smith,Drew	20
30 Moore,Cole	20

## Earned runs allowed

28 Cotter,Michael	3
15 Martin,Jake	5
35 Rosine,Kyle	7
14 Maxson,Justin	11
36 Blades,Spencer	14
30 Moore,Cole	16
11 Anderson,Austin	20
31 Smith,Drew	20
16 Mize,Brett	21

## Walks allowed

14 Maxson,Justin	2
35 Rosine,Kyle	7
11 Anderson,Austin	7
15 Martin,Jake	7
28 Cotter,Michael	8
16 Mize,Brett	10
31 Smith,Drew	12
30 Moore,Cole	12
36 Blades,Spencer	12



# THE MIAA



## MIAA MEMBERSHIP

### University of Central Missouri

Location . . . . .Warrensburg, Mo.  
Mascot . . . . .Mules

### Emporia State University

Location . . . . .Emporia, Kan.  
Mascot . . . . .Hornets

### Ft. Hays State University

Location . . . . .Hays, Kan.  
Mascot . . . . .Tigers

### Lincoln University

Location . . . . .Jefferson City, Mo.  
Mascot . . . . .Tigers

### Missouri Southern State University

Location . . . . .Joplin, Mo.  
Mascot . . . . .Lions

### Missouri Western State College

Location . . . . .St. Joseph, Mo.  
Mascot . . . . .Griffons

### University of Nebraska-Omaha

Location . . . . .Omaha, Neb.  
Mascot . . . . .Mavericks

### Northwest Missouri State University

Location . . . . .Maryville, Mo.  
Mascot . . . . .Bearcats

### Pittsburg State University

Location . . . . .Pittsburg, Kan.  
Mascot . . . . .Gorillas

### Southwest Baptist University

Location . . . . .Bolivar, Mo.  
Mascot . . . . .Bearcats

### Truman State University

Location . . . . .Kirksville, Mo.  
Mascot . . . . .Bulldogs

### Washburn University

Location . . . . .Topeka, Kan.  
Mascot . . . . .Ichabods

Over the past 95 years, the MIAA has gained the reputation of being one of the top NCAA Division II conferences in the nation. MIAA student-athletes have won 12 NCAA team championships and, since 1964, 153 individual national titles. The MIAA currently conducts championships in eight sports for men and eight for women.

For the men, champions are crowned in football, cross country, basketball, indoor and outdoor track & field, baseball, tennis and golf. The women compete for titles in volleyball, cross country, soccer, basketball, indoor and outdoor track & field, softball, golf and tennis.

The MIAA turned a new page on July 1, 1992, when the NCAA Division II conference changed its name from the Missouri Intercollegiate Athletic Association to the Mid-America Intercollegiate Athletics Association.

The decision to make the change originated in 1989, when Pittsburg State University and Washburn University became the first schools outside the state of Missouri to gain membership in the MIAA.

The conference was first organized in 1912 with 14 member institutions. Of those original members, the University of Central Missouri, Truman State University, and Northwest Missouri State University still remain a part of the MIAA.

The first change in membership came in 1924, when the MIAA reorganized to include only the five regional Missouri state colleges: Central, Truman (at the time known as Northeast Missouri State), Northwest, Southeast Missouri State University and Southwest Missouri State University (now Missouri State).

Over the next 56 years, three schools joined the membership: the Missouri School of Mines (later the University of Missouri-Rolla) in 1935, Lincoln University in 1970, and the University of Missouri-St. Louis in 1980.

The 1980s brought the biggest changes in the conference. In 1981, Southwest Missouri State University opted to move to NCAA Division I and the MIAA

appointed its first full-time commissioner, Ken Jones, in July.

He would be in the position for 16 years, retiring in 1997. Former Gulf South and Metro commissioner Ralph McFillen succeeded Jones, serving 10 years before his retirement in 2007. Jim Johnson succeeded McFillen in July of that year. Dr. Bob Boerigter was named the new commissioner in late 2010.

Southwest Baptist University brought membership back to eight schools in 1986, before the major expansion of the conference in 1989. Pittsburg State, Washburn, Missouri Southern State College (now University) and Missouri Western State College (now University) formerly members of the Central States Intercollegiate Conference began competition in the 1989-90 season.

Southeast Missouri State left the MIAA following the 1990-91 season to move on to NCAA Division I, and was replaced by Emporia State University in the 1991-92 season.

In August 1991, Judy Willson was hired as the MIAA's first full-time sports information director. She left in 1994, and was succeeded by Matt Newbery, formerly the assistant sports information director at Pittsburg State. He became the assistant to the commissioner for media relations in 2005. Kellen Coleman replaced Newbery as Director of Communications for the 2008-09 season. A third full-time staff member was added in 2005, as former Emporia State track and field athlete Natasha Oakes was hired as the assistant to the commissioner for compliance. Larry House joined the staff in August 2007 as coordinator of external affairs. Renee Hultgren replaced Natasha Oakes in December of 2010.

The current membership of the MIAA is at 11 schools, with the departure of Missouri-St. Louis in 1996 and Missouri-Rolla in 2005, the forfeiture of membership by Lincoln in 1999 and the addition of Fort Hays State University in 2006 and the University of Nebraska-Omaha in 2008. Lincoln re-joins the league this season to make the league a 12-team league.

## MIAA STAFF

### Commissioner Dr. Bob Boerigter

Office - (816) 421-6422  
bboer@themiaa.com



### Asst. Commissioner/SWA Renee Hultgren

Office - (816) 421-6422  
rhultgren@themiaa.com



### Director of Communications Kellen Coleman

Office - (816) 421-6422  
kcoleman@themiaa.com



### Coordinator of External Affairs Larry House

Office - (816) 421-6422  
lhouse@themiaa.com



## 2010 MIAA Standings

UCM	34	6	.850	52	11	.825
ESU	31	9	.775	42	16	.724
UNO	28	12	.700	32	20	.615
FHSU	22	18	.550	31	22	.585
MSSU	20	18	.526	28	26	.519
WU	18	20	.474	21	23	.477
NWMSU	18	20	.474	20	34	.370
MWSU	16	22	.421	22	23	.489
PSU	13	27	.325	15	28	.349
SBU	9	31	.225	11	39	.220
TSU	7	33	.175	12	41	.226



# 2010 MIAA AWARDS



## Player of the Year

Chance Tuttle, Sr., OF, Central Missouri

## Pitcher of the Year

Joe Holtmeyer, So., Nebraska-Omaha

## Freshman of the Year

Tyler Splichal, 1B, Nebraska-Omaha

## Coach of the Year

Tom Myers, UCM

## Hornets on the 2010 MIAA Academic Honor Roll

NAME	CLASS	MAJOR	HOMETOWN
Whipple, Travis	Jr.	Business	Morgan City, La.
Albers, Marc	Sr.	Information Systems	Lawrence, Kan.
Burkhead, Kenny	Sr.	Business	Berryton, Kan.
Carlson, Zack	Fr.	Accounting	Topeka, Kan.
Herman, JD	Jr.	Business	Omaha, Neb.
Herrig, Tyler	Sr.	Physics	Leavenworth, Kan.
King, Dominick	So.	Accounting	Wichita, Kan.
Lippoldt, Casey	Jr.	Recreation	Pratt, Kan.
Mize, Brett	Sr.	Political Science	Bartlesville, Okla.
Moore, Cole	Sr.	Criminal Studies	Lee's Summit, Mo.
Oxley, Joey	Fr.	Social Science	Olathe, Kan.
Robertson, Matt	Jr.	Management	Valley Center, Kan.
Streiloff, Karsten	Jr.	Phys. Ed	Saskatoon, Sask.
Wempe, Kevin	Jr.	Business	Topeka, Kan.
Wilkinson, Drew	Jr.	Management	Manhattan, Kan.

## 2009 All-MIAA First Team

SP: Brooks Martin, Sr., Central Missouri\*\*

SP: Joe Holtmeyer, So., Nebraska-Omaha\*\*

**SP: Ben Graham, Sr., Emporia State**

RP: Nick Phillips, Sr., Central Missouri

**C: David Albritton, Jr., Emporia State**

1B: Nick DeBiasse, Jr., Central Missouri

2B: Andrew Hansen, Sr., Nebraska-Omaha [r1]

SS: Jacob Taylor, Sr., Missouri Southern

3B: Frank Specht, Jr., Central Missouri

OF: Chance Tuttle, Sr., Central Missouri\*\* [r1]

OF: Tyler Lundy, Sr., Nebraska-Omaha

**OF: Jeremy Francis, Sr., Emporia State**

DH: Michael Zurmehly, Sr., Missouri Southern

UT: Nigel Morton, Jr., Southwest Baptist

*\*\*Unanimous Selection*

*[r1] - Repeat first team selection from last season*

## 2010 All-MIAA Second Team

**SP: Jake Hosey, Jr., Emporia State**

SP: Matt Curtis, Jr., Central Missouri

SP: Matt Augustine, Sr., Fort Hays State

SP: Raul Guevara, Jr., Washburn

RP: Mat Atkinson, Sr., Fort Hays State

C: Joe Lincoln, Jr., Missouri Southern

1B: Tyler Splichal, Fr., Nebraska-Omaha

2B: Taylor Sibala, Jr., Pittsburg State

SS: Bret Schwartz, So., Central Missouri

3B: Brady Hohl, So., Nebraska-Omaha

OF: Jon Wegener, Jr., Central Missouri

OF: Tyler Ruch, Jr., Central Missouri

**OF: Travis Whipple, Jr., Emporia State**

OF: Paden Grubbs, Jr., Southwest Baptist

OF: Thomas Holiday, Sr., Washburn

DH: Sloan Soulia, Jr., Fort Hays State

UT: Brian Clark, Sr., Washburn



# 2010 MIAA STATISTICS



Team Batting	G	Avg	OBpct	Slug	AB	R	H	2B	3B	HR	RBI	BB	SO	SB	SBA	S	SF
1. Central Missouri	63	.345	.440	.556	2015	589	696	138	26	78	545	279	324	104	131	92	46
2. Nebraska-Omaha	52	.344	.416	.492	1731	403	595	126	13	35	358	155	290	69	82	14	38
<b>3. Emporia State</b>	<b>58</b>	<b>.319</b>	<b>.404</b>	<b>.523</b>	<b>1864</b>	<b>470</b>	<b>595</b>	<b>114</b>	<b>10</b>	<b>82</b>	<b>432</b>	<b>215</b>	<b>356</b>	<b>97</b>	<b>119</b>	<b>27</b>	<b>26</b>
4. Missouri Southern	54	.317	.395	.505	1753	377	556	108	15	64	334	213	335	82	100	38	20
5. Fort Hays State	53	.317	.387	.491	1714	372	543	92	15	59	343	156	276	60	78	21	22
6. Washburn	44	.288	.378	.408	1325	245	382	76	8	22	225	146	282	48	64	20	8
7. Pittsburg State	43	.283	.361	.454	1316	229	372	68	7	48	208	125	240	24	38	18	12
8. Missouri Western	45	.279	.373	.399	1407	249	392	58	0	37	222	178	230	36	48	32	10
9. Southwest Baptist	50	.277	.361	.405	1525	245	423	86	11	29	224	161	333	35	52	32	15
10. Truman	53	.271	.352	.358	1563	229	423	78	7	15	206	163	323	49	71	24	17
11. NW Missouri State	54	.248	.329	.364	1576	235	391	88	8	26	200	159	345	88	118	47	16

Team Pitching	G	ERA	BAvg	W	L	IP	H	R	ER	BB	SO	CG	HR	ShO	SV	BB/9	SO/9
1. Central Missouri	63	3.99	.280	52	11	504.2	549	264	224	181	389	7	33	6	11	3.23	6.94
<b>2. Emporia State</b>	<b>58</b>	<b>4.95</b>	<b>.275</b>	<b>42</b>	<b>16</b>	<b>458.0</b>	<b>495</b>	<b>298</b>	<b>252</b>	<b>156</b>	<b>346</b>	<b>9</b>	<b>46</b>	<b>3</b>	<b>6</b>	<b>3.07</b>	<b>6.80</b>
3. Washburn	44	5.34	.287	21	23	328.2	368	237	195	169	208	11	20	1	4	4.63	5.70
4. Nebraska-Omaha	52	5.39	.268	32	20	411.0	427	310	246	235	421	7	35	4	6	5.15	9.22
5. Missouri Western	45	5.69	.288	22	23	359.1	418	299	227	169	302	6	53	4	5	4.23	7.56
6. Missouri Southern	54	5.73	.317	28	26	422.1	552	358	269	160	302	15	48	1	7	3.41	6.44
7. Truman	53	6.51	.322	12	41	395.2	529	385	286	169	259	11	48	0	3	3.84	5.89
8. Fort Hays State	53	6.66	.309	31	22	410.2	523	362	304	170	327	8	56	3	10	3.73	7.17
9. NW Missouri State	54	7.05	.313	20	34	411.0	524	362	322	164	265	7	64	2	7	3.59	5.80
10. Pittsburg State	43	7.69	.330	15	28	324.0	441	334	277	169	217	10	54	0	4	4.69	6.03
11. Southwest Baptist	50	8.21	.347	11	39	378.0	565	421	345	176	246	6	57	2	4	4.19	5.86

TEAM FIELDING	C	PO	A	E	.Pct
1. Central Missouri	1514	657	57	51	.974
2. Washburn	986	463	49	27	.967
<b>3. Emporia State</b>	<b>1374</b>	<b>575</b>	<b>69</b>	<b>38</b>	<b>.966</b>
4. Nebraska-Omaha	1233	481	66	33	.963
5. NW Missouri State	1233	505	70	39	.961
6. Pittsburg State	972	411	59	37	.959
7. Fort Hays State	1232	494	77	34	.957
8. Missouri Southern	1267	478	97	28	.947
9. Truman	1187	526	103	32	.943
10. Missouri Western	1078	424	98	30	.939
11. Southwest Baptist	1134	461	106	39	.938

Team Stolen Bases	SB	SBA
Central Missouri	104	131
<b>Emporia State</b>	<b>97</b>	<b>119</b>
Northwest Missouri	88	118
Missouri Southern	82	100
Nebraska-Omaha	69	82
Fort Hays State	60	78
Truman	49	71
Washburn	48	64
Missouri Western	36	48
Southwest Baptist	35	52
Pittsburg State	24	38

Individual Batting	CL	G	Avg	OBpct	Slug	AB	R	H	2B	3B	HR	RBI	BB	SO
1. Lundy, Tyler-UNO	SR	51	.447	.502	.698	199	45	89	18	4	8	56	14	26
2. Lincoln, Joe-MSSU	JR	53	.434	.486	.698	189	44	82	15	1	11	53	19	17
3. Tuttle, C-UCM	SR	61	.421	.533	.732	209	85	88	10	5	15	61	46	31
4. Taylor-MSSU	SR	54	.411	.509	.795	190	66	78	16	6	15	51	37	39
5. Splichal, Tyl-UNO	FR	51	.410	.429	.595	200	35	82	22	0	5	42	4	7
6. DeBiasse, N-UCM	JR	61	.406	.520	.758	219	83	89	20	3	17	78	42	35
7. Graves, Je.-PSU	FR	43	.390	.480	.637	146	33	57	9	0	9	36	21	16
<b>8. Albritton, D-ESU</b>	<b>JR</b>	<b>56</b>	<b>.381</b>	<b>.437</b>	<b>.629</b>	<b>202</b>	<b>49</b>	<b>77</b>	<b>14</b>	<b>0</b>	<b>12</b>	<b>71</b>	<b>15</b>	<b>19</b>
9. Stacken, K.-FHSU	JR	53	.374	.454	.674	190	45	71	12	0	15	51	23	46
<b>10. Burkhead, K-ESU</b>	<b>SR</b>	<b>49</b>	<b>.371</b>	<b>.464</b>	<b>.611</b>	<b>175</b>	<b>44</b>	<b>65</b>	<b>18</b>	<b>0</b>	<b>8</b>	<b>46</b>	<b>24</b>	<b>24</b>

	G	GS	ERA	BAvg	W	L	IP	H	R	ER	BB	SO	CG	HR	ShO	SV	BB/9	SO/9
1. Martin, B-UCM	14	14	2.08	.216	12	0	86.1	67	26	20	36	107	4	0	2	0	3.75	11.15
<b>2. Graham, B-ESU</b>	<b>13</b>	<b>13</b>	<b>2.45</b>	<b>.238</b>	<b>8</b>	<b>3</b>	<b>84.1</b>	<b>77</b>	<b>34</b>	<b>23</b>	<b>13</b>	<b>57</b>	<b>5</b>	<b>7</b>	<b>2</b>	<b>0</b>	<b>1.39</b>	<b>6.08</b>
3. Guevara, Raul-WU	12	7	2.84	.256	5	3	50.2	50	23	16	28	54	2	2	0	0	4.97	9.59
4. Holtmeyer, Jo-UNO	14	13	2.89	.157	9	2	87.1	47	35	28	35	152	7	5	1	0	3.61	15.66
5. Trimble, R.-TSU	12	12	3.25	.279	5	5	74.2	76	42	27	30	41	6	3	0	0	3.62	4.94
6. Simmons, B.-MWSU	10	8	3.77	.248	6	2	59.2	53	27	25	12	49	2	8	0	0	1.81	7.39
<b>7. Hosey, J-ESU</b>	<b>13</b>	<b>13</b>	<b>3.79</b>	<b>.236</b>	<b>9</b>	<b>1</b>	<b>73.2</b>	<b>66</b>	<b>32</b>	<b>31</b>	<b>22</b>	<b>64</b>	<b>3</b>	<b>5</b>	<b>0</b>	<b>0</b>	<b>2.69</b>	<b>7.82</b>
8. Augustine, M.-FHSU	13	13	4.00	.297	7	3	81.0	95	41	36	8	61	5	3	1	0	.89	6.78
9. Huett-NWMSU	25	5	4.14	.291	4	3	82.2	93	43	38	20	62	1	6	0	7	2.18	6.75
10. Ash, Brett-WU	9	9	4.19	.299	3	5	53.2	60	28	25	27	35	4	2	0	0	4.53	5.87





### Central Missouri

Location . . . . . Warrensburg, Mo.  
Enrollment . . . . . 11,000  
Nickname . . . . . Mules  
Colors . . . . . Cardinal and Black  
Home Field . . . . . Crane Stadium (600)  
President . . . . . Dr. Aaron M. Podolefsky  
Athletic Director . . . . . Jerry Hughes

#### **Baseball Information**

Head Coach . . . . . Tom Myers  
Record at School . . . . . 143-43 (3 years)  
2010 Record . . . . . 52-11  
MIAA Record/Finish . . . . . 34-6/1st  
Series Record . . . . . CMSU leads 110-53

#### **Media Relations**

Sports Info . . . . . Rob McCutcheon  
Area Code . . . . . 660  
Office . . . . . 543-4312  
Fax . . . . . 543-8034

### Missouri Western State

Location . . . . . St. Joseph, Mo.  
Enrollment . . . . . 5,158  
Nickname . . . . . Griffons  
Colors . . . . . Black and Gold  
Home Field Phil Welch Stadium (5,000)  
President . . . . . Dr. Robert Vartebedian  
Athletic Director . . . . . David Williams

#### **Baseball Information**

Head Coach . . . . . Buzz Verduzco  
Record at School . . . . . 271-228 (10 years)  
2010 Record . . . . . 22-23  
MIAA Record/Finish . . . . . 16-22/8th  
Series Record . . . . . ESU leads 91-31

#### **Media Relations**

Sports Info . . . . . Trevor Berneking  
Area Code . . . . . 816  
Office . . . . . 271-4257  
Fax . . . . . 271-4544

### Southwest Baptist

Location . . . . . Bolivar, Mo.  
Enrollment . . . . . 3,536  
Nickname . . . . . Bearcats  
Colors . . . . . Purple and White  
Home Field . . . . . Dodson Field (250)  
President . . . . . Dr. C Pat Taylor  
Athletic Director . . . . . Mike Pitts

#### **Baseball Information**

Head Coach . . . . . Sam Berg  
Record at School 170-418-1 (11 years)  
2010 Record . . . . . 11-39  
MIAA Record/Finish . . . . . 9-31/10th  
Series Record . . . . . ESU leads 43-8

#### **Media Relations**

Sports Info . . . . . Justin Wollard  
Area Code . . . . . 417  
Office . . . . . 328-1799  
Fax . . . . . 328-1745

### Missouri Southern State

Location . . . . . Joplin, Mo.  
Enrollment . . . . . 5,740  
Nickname . . . . . Lions  
Colors . . . . . Green and Gold  
Home Field Joe Becker Stadium (1,070)  
President . . . . . Dr. Bruce W. Speck  
Athletic Director . . . . . Jared Bruggeman

#### **Baseball Information**

Head Coach . . . . . Bryce Darnell  
Record at School . . . . . 82-79 (3 years)  
2010 Record . . . . . 28-26  
MIAA Record/Finish . . . . . 20-18/5th  
Series Record . . . . . ESU leads 46-22

#### **Media Relations**

Sports Info . . . . . Justin Maskus  
Area Code . . . . . 417  
Office . . . . . 625-9359  
Fax . . . . . 625-9397

### Northwest Missouri State

Location . . . . . Maryville, Mo.  
Enrollment . . . . . 6,500  
Nickname . . . . . Bearcats  
Colors . . . . . Forrest Green and White  
Home Field . . . . . Bearcat Field (200)  
President . . . . . Dr. Dean Hubbard  
Athletic Director . . . . . Dr. Bob Boerigter

#### **Baseball Information**

Head Coach . . . . . Darin Loe  
Record at School . . . . . 306-283 (11 years)  
2010 Record . . . . . 20-34  
MIAA Record/Finish . . . . . 18-20/7th  
Series Record . . . . . ESU leads 41-30

#### **Media Relations**

Sports Info . . . . . Bryan Boettcher  
Area Code . . . . . 660  
Office . . . . . 562-1118  
Fax . . . . . 562-1582

### Nebraska-Omaha

Location . . . . . Omaha, Neb.  
Enrollment . . . . . 14,000  
Nickname . . . . . Mavericks  
Colors . . . . . Crimson and Black  
Home Field . . . . . Ballpark at Boys Town  
President . . . . . Dr. Jon Christensen  
Athletic Director . . . . . Trev Alberts

#### **Softball Quick Facts**

Head Coach . . . . . Bob Harold  
Record at School 373-223-2 (11 years)  
2010 Record . . . . . 32-20  
MIAA Record/Finish . . . . . 28-12/3rd  
Series Record . . . . . UNO leads 31-29-1

#### **Media Relations**

Sports Info . . . . . Bonnie Ryan  
Area Code . . . . . 402  
Office . . . . . 554-2606  
Fax . . . . . 554-3694

### Truman State

Location . . . . . Kirksville, Mo.  
Enrollment . . . . . 6,000  
Nickname . . . . . Bulldogs  
Colors . . . . . Purple and White  
Home Field . . . . . Truman Field (250)  
President . . . . . Dr. Barbara Dixon  
Athletic Director . . . . . Jerry Wollmering

#### **Baseball Information**

Head Coach . . . . . Dan Davis  
Record at School . . . . . 40-166 (4 years)  
2010 Record . . . . . 12-41  
MIAA Record/Finish . . . . . 7-33/11th  
Series Record . . . . . ESU leads 54-12

#### **Media Relations**

Sports Info . . . . . Kevin White  
Area Code . . . . . 660  
Office . . . . . 785-4276  
Fax . . . . . 785-7475

### Pittsburg State

Location . . . . . Pittsburg, Kan.  
Enrollment . . . . . 6,751  
Nickname . . . . . Gorillas  
Colors . . . . . Crimson and Gold  
Home Field Al Ortolani Field (1,000)  
President . . . . . Dr. Steven Scott  
Athletic Director . . . . . Jim Johnson

#### **Baseball Information**

Head Coach . . . . . Steve Bever  
Record at School . . . . . 525-470 (20 years)  
2010 Record . . . . . 15-28  
MIAA Record/Finish . . . . . 13-27/9th  
Series Record . . . . . ESU leads 60-29

#### **Media Relations**

Sports Info . . . . . Dan Wilkes  
Area Code . . . . . 620  
Office . . . . . 235-4147  
Fax . . . . . 235-4149

### Washburn

Location . . . . . Topeka, Kan.  
Enrollment . . . . . 7,400  
Nickname . . . . . Ichabods  
Colors . . . . . Yale Blue and White  
Home Field . . . . . Falley Field  
President . . . . . Dr. Jerry Farley  
Athletic Director . . . . . Loren Ferre'

#### **Baseball Information**

Head Coach . . . . . Steve Anson  
Record at School . . . . . 760-663-3 (32 years)  
2009 Record . . . . . 21-23  
MIAA Record/Finish . . . . . 18-20/6th  
Series Record . . . . . ESU leads 153-59-1

#### **Media Relations**

Sports Info . . . . . Gene Cassell  
Area Code . . . . . 785  
Office . . . . . 231-1010 x1791  
Fax . . . . . 231-1091

### Lincoln

Location . . . . . Jefferson City, Mo.  
Enrollment . . . . . 3,000  
Nickname . . . . . Blue Tigers  
Colors . . . . . Navy and White  
Home Field . . . . . Blue Tiger Field  
President . . . . . Dr. Carolyn Mahoney  
Athletic Director . . . . . Betty Kemna

#### **Baseball Information**

Head Coach . . . . . Jim Dapkus  
Record at School . . . . . 103-209  
2010 Record . . . . . 15-33  
2010 Heartland Record . . . . . 13-32  
Series Record . . . . . LU leads 7-4

#### **Media Relations**

Sports Info . . . . . Brian Kortz  
Area Code . . . . . 573  
Office . . . . . 681-5343

### Fort Hays State

Location . . . . . Hays, Ks  
Enrollment . . . . . 9,000  
Nickname . . . . . Tigers  
Colors . . . . . Black and Gold  
Home Field . . . . . Larks Park  
President . . . . . Dr. Edward H. Hammond  
Athletic Director . . . . . Curtis Hemmeke

#### **Baseball Quick Facts**

Head Coach . . . . . Steve Johnson  
Record at School . . . . . First Year  
2010 Record . . . . . 31-22  
MIAA Record/Finish . . . . . 22-18/4th  
Series Record . . . . . ESU leads 123-59

#### **Media Relations**

Sports Information . . . . . Ryan Prickett  
Area Code . . . . . 785  
Office . . . . . 628-5903  
Fax . . . . . 231-1091



# ALL-TIME SERIES RECORDS



## MIAA Opponents

Central Missouri	.53-110
Missouri Southern	.46-22
Missouri Western	.91-31
Nebraska-Omaha	.29-31-1
Fort Hays State (Kan.)	.123-59
Lincoln (Mo.)	.4-7
Northwest Missouri	.41-30
Pittsburg State	.60-29
Southwest Baptist	.43-8
Truman	.54-12
Washburn	.153-59-1

## Non-Conference Opponents

<b>A</b>	
Adams State (Colo.)	.2-1
Air Force Academy (Colo.)	.1-0
Angelo State	.2-3
Arkansas	.7-9
Arkansas Tech	.4-0
Augustana (S.D.)	.2-0
Austin (Texas)	.1-2
Avila (Mo.)	.4-0
Azusa Pacific (Calif.)	.0-1

<b>B</b>	
Baker (Kan.)	.36-3
Baylor (Texas)	.0-4
Bellevue (Neb.)	.6-5
Bemidji State (Minn.)	.32-0
Benedictine (Kan.)	.80-22
Bethany (Kan.)	.25-0
Buena Vista (Iowa)	.3-1
Black Hills State (S.D.)	.1-1

<b>C</b>	
Cameron (Okla.)	.2-1
Central Oklahoma	.14-13
Central State (Ohio)	.2-0
Chico State	.0-1
Colorado Mines	.7-0
Colorado	.1-1
Concordia (Minn.)	.5-1
Concordia-St. Paul	.1-0
Concordia Lutheran (Texas)	.5-0

<b>D</b>	
Dallas (Texas)	.7-4
Dallas Baptist (Texas)	.4-6
Dana (Neb.)	.9-3
Eastern Michigan	.0-1

<b>E</b>	
Emporia, College of (Kan.)	.46-16
Elon (N.C.)	.1-0

<b>F</b>	
Franklin Pierce	.0-1
Friends (Kan.)	.32-5

<b>G</b>	
Graceland (Kan.)	.6-0
Grand Valley State	.2-2
Grand View (Iowa)	.1-0
Guilford (N.C.)	.1-0
Grand Valley State	.1-0

<b>H</b>	
Hawaii-Hilo	.1-0
Huston-Tillotson (Texas)	.2-2

<b>I</b>	
Illinois	.2-0
Incarnate Word (Texas)	.2-2
Iowa State	.3-2

<b>K</b>	
Kansas	.22-39
Kansas State	.7-18
Kansas Wesleyan	.37-5
Kentucky State	.0-1

<b>L</b>	
La Verne (Calif.)	.0-1
Lewis (Ill)	.0-1
Lewis-Clark (Idaho)	.2-3
Livingston (Ala.)	.0-1
Lubbock Christian (Texas)	.1-1
Lynn	.0-1

<b>M</b>	
Marymount	.24-0
Mayville State (N.D.)	.8-1
McPherson (Kan.)	.6-2
Mesa State (Colo.)	.2-0
Mid-America Nazarene (Kan.)	.26-0
Midland Lutheran (Neb.)	.6-0
Midwestern State (Texas)	.4-1
Minnesota-Crookston	.2-0
Minnesota-Duluth	.2-1
Minnesota-Mankato	.3-0
Minnesota-Morris	.12-0
Minot State (N.D.)	.5-0
Missouri-Kansas City	.4-0
Missouri-Rolla	.19-8
Missouri-St. Louis	.5-4
Missouri Valley (Mo.)	.3-2
Morningside (Iowa)	.6-5

<b>N</b>	
Nebraska	.1-0
Nebraska-Kearney	.23-15
Newman (Kan.)	.40-16
North Dakota	.14-4
North Dakota State	.4-5
North Texas State	.8-2
Northeastern Oklahoma	.0-2
Northeastern State (Okla.)	.1-0
Northern Colorado	.0-6
Northern State (S.D.)	.12-1
Northwestern Okla. State	.3-0
Northwood Institute (Texas)	.0-1

<b>O</b>	
Oklahoma	.0-10
Oklahoma Baptist	.1-9
Oklahoma City (Okla.)	.7-4
Oklahoma Christian	.2-0
Oklahoma State	.0-1
Oral Roberts (Okla.)	.10-19
Ottawa (Kan.)	.15-1
Ouachita Baptist (Ark.)	.1-0

<b>P</b>	
Panhandle State (Okla.)	.6-0
Peru State (Neb.)	.2-0
Phillips	.5-13
Plano (Texas)	.3-3
Point Park (Pa.)	.1-1

<b>R</b>	
Regis (Colo.)	.1-3
Rockhurst (Mo.)	.37-30
Rocky Mountain	.12-0

<b>S</b>	
St. Edward's (Texas)	.6-2
St. Francis (Ill.)	.1-0
St. Mary of the Plains (Kan.)	.20-1
St. Mary's (Minn.)	.2-0
St. Mary's (Texas)	.1-0
Sioux Falls (S.D.)	.2-0
South Dakota	.1-0
South Dakota State	.2-0
Southern Arkansas	.1-0
Southern Colorado	.1-1
Southern Utah State	.2-1
Southeastern Okla. State	.13-14
Southwest State (Minn.)	.3-0
Southwest Texas State	.0-1
Southwestern (Kan.)	.6-4
Southwestern (Texas)	.8-1
Southwestern Okla. State	.19-16
Sterling (Kan.)	.27-0
Sul Ross State (Texas)	.1-0

<b>T</b>	
Tabor (Kan.)	.18-1
Tarkio	.3-1
Taylor (Ind.)	.0-1
Texas-Arlington	.6-10
Texas-Austin	.0-32
Texas Christian	.7-11
Texas-Pan American	.1-0
Texas Wesleyan	.9-38
Tulsa (Okla.)	.7-10

<b>U</b>	
Upper Iowa	.3-1
UC- San Diego	.1-0

<b>W</b>	
Waldorf (Iowa)	.1-0
Wayne State (Neb.)	.22-7
Wichita State (Kan.)	.11-37-1
William Carey (Mo.)	.1-0
William Jewell (Mo.)	.15-9
William Penn (Iowa)	.2-0
Winona State (Minn.)	.1-1
Wisconsin-River Falls	.2-0



# HORNET HISTORY



## ESU All-MIAA Selections

### Most Valuable Player

Conner Crumbliss	2009
Keith Hernandez	2008
Jason Herman	1996

### Freshman of the Year

Scott Patrick	2000
---------------	------

### Pitcher of the Year

Gabe Medina	2006
-------------	------

### Hitter of the Year

Anthony Delsi	1992
---------------	------

### North Division

Jerald Van Rheen	1992
Bob Russell	1992
Anthony Delsi	1992
Chris Kallaher	1992

### First Team

Ben Graham	2010
David Allbritton	2010
Jeremy Francis	2010
Conner Crumbliss	2009
Kenny Burkhead	2009
Tyler Applehans	2008
Keith Hernandez	2008
Anthony Dreiling	2008
Eric Shortell	2008
Brian Majors	2008
Connor Crumbliss	2008
Mark McBratney	2007
Gabe Medina	2006
Toro Trevino	2006
Mark McBratney	2006
Matt Petty	2006
John Martin	2006
Jared Myers	2005
Scott Smith	2005
Grant Barker	2004
Nick Sheahan	2004
Mark Funston	2003
Grant Barker	2003
Josh Stratman	2003
Dan Ford	2003
Ryan Boden	2001
Scott Miller	2000
Scott Patrick	2000
Rich Devine	2000
Rich Devine	1999
Jason Wiedder	1998
Oscar Contreras	1998
Oscar Contreras	1997
Jason Herman	1996
Rico Coppel	1996
Jackson Blake	1994
Dan Drum	1994
Joey Kraft	1993
Jerald Van Rheen	1992
Bob Russell	1992
Anthony Delsi	1992

### Second Team

Jake Hosey	2010
Travis Whipple	2010
Ryan Anthony	2009
Tyler Applehans	2009
Trent Lare	2007
Keith Hernandez	2007
Bill Sharp	2006
Jeff Schloser	2006
Scott Fogelson	2005
Matt Petty	2005
Jeff Caymann	2005
Scott Smith	2004
Jared Myers	2004
Jason Way	2004
Mark Funston	2002
Josh Stratman	2002
Ryan Boden	2002
Brent Dayton	2001
Kentaro Yasutake	2001
Jon Purdy	2001
Josh Ervin	2001
Scott Patrick	2001
Josh Ervin	2000
John McIntyre	1999
Steve Kelley	1998
Steve Kelley	1997
Marc Kenney	1997
Rico Coppel	1997
Bryan Jamison	1996
Ryan Dwyer	1996
Chris Malsam	1996

### Honorable Mention

Andy Cotton	2009
Diego Soto	2009
Brock Nehls	2008
Richard Timbrook	2008
Aaron Burris	2008
Kevin Wempe	2008
Mickey Lara	2007
Conner Crumbliss	2007
Matt Marasco	2007
Billy Sharp	2007
Tim Barger	2007
Nick Carlson	2006
Tim Barger	2006
John Martin	2005
Josh Schaub	2005
Jason Way	2003
Nate Mejia	2002
Rodrigo Castillo	2002
Nate Mejia	2001
Jeremy Bartlet	1998
Eric Oldham	1998
Art Palafox	1998
Steve Clairborne	1997
Art Palafox	1997
Jeremy Bartlet	1997
Steve Clairborne	1996
Tim Bergen	1996
Doug Miller	1995
Doug Miller	1994

## Hornet No-Hitters

5/1/06	Toro Trevino (6)	ESU 12, Missouri Southern 0
4/18/06	Toro Trevino (9)	ESU 8, Washburn 0
3/07/92	Marty Rutland (5)	ESU 10, Kansas Wesleyan 0
3/06/88	Steve Shifflet (5)	ESU 17, Bethany 0
3/29/85	Dave Hosier (5)	ESU 19, Dana 0
3/09/83	Paul Stuckey (6)	ESU 10, Tabor 0
3/09/83	Mike Montgomery (5)	ESU 15, Tabor 0
4/13/82	Dave Root (6)	ESU 10, Washburn 0
4/20/82	Mike Montgomery (7)	ESU 8, Washburn 0
5/07/81	Mike Montgomery (5)	ESU 5, Mid-America Naz. 0
4/12/80	Larry Groves (7)	ESU 3, Washburn 0
4/25/78	Kevin Mendon (7)	ESU 1, Benedictine 0
6/01/78	Kevin Mendon (9)	ESU 2, Missouri Southern 0
5/12/77	Gary Pickert (7)	ESU 14, St. Mary of Plains 0
4/05/75	Tom Spencer (7)	ESU 5, Fort Hays State 1
5/15/75	Ben Bounous (9)	ESU 1, Fort Hays State 0

## Roger Newell Award Winners

### The Roger Newell Most Inspirational Player Award

Each year, the Roger Newell Award is presented to the most inspirational Emporia State University Baseball player or players from the previous season. The recipient is someone who best exemplifies the spirit and determination of the late Roger Newell.

Newell, a native of Newton, Kansas played Baseball at Emporia State from 1941-1974. During his career as a Hornet, he lettered four times and was a three-year starting catcher. Newell died in a plane crash outside of Purcell, Oklahoma in 1979.

2010	Chris Dobler	1994	Cory Nickel
2009	Conner Crumbliss	1993	Bobby Russell
2008	Aaron Burris		Rick Weigel
2007	Tim Barger	1992	Terry Wedel
2006	John Martin	1991	Ted Martinez
2005	Ramon Grado	1990	Glenn Synder
2004	Dustin Patton	1989	Jon Perry
	Brian Trivette	1988	Brett Berry
2003	Ben Taylor	1987	Jose Gonzalez
2002	Jamie Miller	1986	Dave Olson
2001	Luke Bradford	1985	Bob Hines
2000	Rick Cunningham	1984	Jeff Kerns
1999	Mike Strickland	1983	Tim Nick
1998	Chris Endicott	1982	Terry Nowak
	Eric Oldham	1981	Dan Yoder
1997	Mark Longhofer	1980	Danny Hernandez
1996	Shane Pierce	1979	Tom Riesgo
1995	Scott McDonald		

## ESU All-Americans

### Player of the Year

Keith Hernandez	C	2008
Gabe Medina	P	2006

### First Team

Keith Hernandez	C	2008
Gabe Medina	P	2006
Anthony Delsi	DH	1992
Mike Carlson	1B	1987
Steve Michael	P/OF	1987
Pat Blasi	SS	1986
Tod Schulz	OF	1986
Phil McKinzie	P	1985
Brad Hill	OF	1981
Wilson Kilmer	P	1979
Brian Moyer	C	1978
Frank Trujillo	SS	1977
Mike Shinn	C	1976
Mike Plunkett	P	1970

### Second Team

Eric Shortell	OF	2008
Brian Majors	OF	2008
Jason Herman	P	1996
Mike Holloway	P	1991
Brad Bascue	1B	1989
Jon Perry	2B	1989
Brett Berry	OF	1988
Jon Perry	2B	1988
Ruben Ruiz	OF	1985
Brad Hill	OF	1984
Ben Bounous	P	1977

### Third Team

David Allbritton	C	2010
------------------	---	------

### Honorable Mention

Tyler Applehans	P	2008
Mark McBratney	OF	2006
Bobby Russell	OF	1992
Chris Kallaher	1B	1991
Bryce Buller	OF	1990

Jon Facklam	P	1990
Tommy Cimino	OF	1989
Glenn Schneider	OF	1989
Mark Kokaly	C	1988
Mario Romero	P	1988
Brad Bascue	DH	1988
John Hernandez	OF	1987
Phil McKinzie	P	1986
Al Ruiz	3B	1985
Dale Lanik	1B	1984
Mike Montgomery	P	1984
Brad Hill	OF	1983
Brent Dobbs	P	1982
Brad Hill	OF	1982
Shawn Smith	OF	1982
Mike Brown	OF	1981
Mike Brown	OF	1980
Larry Groves	P	1980
Paul Martin	C	1980
Bob Moore	OF	1980
Hans Raymond	SS	1980
Joe Wood	3B	1980
Brian Poldberg	C	1979
Pete Villaescusa	OF	1979
Steve Gillies	1B	1978
Kevin Mendon	P	1978
Fred Hernandez	OF	1977
Gary Pickert	P	1977
Ben Bounous	P	1976
Rick Elliott	3B	1976
Jere Peterson	1B	1976
Doug Ewy	SS	1975
Steve Leake	1B	1975
Mike Shinn	C	1975
Tom Higgins	2B	1972
Al Viebrock	P	1972
Rich Alday	C	1970



# HORNET PROFESSIONAL SIGNEES



**Conner Crumbliss**  
**Pro Team: Oakland A's**  
**Currently: Kane County Cougars (A)**



2010 Season: Kane County Cougars

Team	AVG	G	AB	R	H	2B	3B	HR	RBI	TB	BB	SO	SB	CS	OBP	SLG	OPS
KC	.271	134	491	95	133	30	2	5	56	182	126	92	24	8	.421	.371	.792
Minors	.271	134	491	95	133	30	2	5	56	182	126	92	24	8	.421	.371	.792



**Trent Lare**  
**Pro Team: New York Yankees**  
**Currently: Tampa Yankees (A)**



2010 Season: Tampa Yankees

Team	W	L	ERA	G	GS	CG	SHO	SV	IP	H	R	ER	HR	BB	SO	GO/A	OAVG
TAM	1	2	4.00	42	1	0	0	0	74.1	95	46	33	6	19	73	1.48	.308
Minors	1	2	4.00	42	1	0	0	0	74.1	95	46	33	6	19	73	1.48	.308



**Colby Killian**  
**Pro Team: Texas Rangers**  
**Currently: Spokane Indians (A)**



2010 Season: Spokane Indians

Team	W	L	ERA	G	GS	CG	SHO	SV	IP	H	R	ER	HR	BB	SO	GO/A	OAVG
SPO	1	1	2.22	20	0	0	0	7	24.1	19	9	6	1	16	22	8.80	.224
Minors	1	1	2.22	20	0	0	0	7	24.1	19	9	6	1	16	22	8.80	.224



**Ben Graham**  
**Pro Team: Washington Nationals**  
**Currently: Hagerstown Suns (A)**



2010 Season: Vermont Lake Monsters/Hagerstown Suns

Team	W	L	ERA	G	GS	CG	SHO	SV	IP	H	R	ER	HR	BB	SO	GO/A	OAVG
VER	1	0	0.00	4	0	0	0	0	8.0	4	0	0	0	4	6	1.67	154
HAG	3	1	4.13	17	0	0	0	0	32.2	34	18	15	4	5	26	2.18	.270
Minors	4	1	3.32	21	0	0	0	0	40.2	38	18	15	4	9	32	2.07	.250

Rich Alday	C	Texas Rangers	1971	Steve Shifflet	P	Kansas City Royals	1989
Dave Bingham	3B	Texas Rangers	1971	John Medrick	P	Kansas City Royals	1991
Bill Cowan	P	Kansas City Royals	1971	Jerald Van Rheen	C	Detroit Tigers	1993
John McRae	1B	Houston Astros	1971	Lance Hall	P	Lake Huron Heaters	1994
Mike Miller	P	Texas Rangers	1971	Darren Riley	P	Butte Copper Kings (indep.)	1994
Al Viebrock	P	New York Yankees	1973	Jason Herman	P	Richmond Roosters (indep.)	1996
Bill Wilson	P	Los Angeles Dodgers	1974	Rich Devine	OF	Kansas City Royals	2000
Mike Peterson	OF	Sequin Toros	1975	Scott Fogelson	P	San Diego Padres	2006#
Gary Pickert	P	San Diego Padres	1977	Gabe Medina	P	NY Yankees/Wichita Wingnuts	2006#
Mike Shinn	C	Cincinnati Reds	1977	John Martin	C	Los Angeles Dodgers	2006
John Upshaw	C	Detroit Tigers	1977	Toro Trevino	P	Windy City Bolts (indep.)	2006#
Kevin Mendon	P	Montreal Expos	1978	Matt Petty	P	Wichita Wingnuts (indep.)	2006#
Brian Poldberg	C	New York Yankees	1979	Mark McBratney	OF	Detroit Tigers	2007
Larry Groves	P	Montreal Expos	1980	Trent Lare	P	Kalamazoo Kings/NY Yankees	2007#
Joe Wood	3B	San Diego Padres	1980	Keith Hernandez	C	Detroit Tigers/KC T-Bones (indep.)	2008#
Brad Hill	OF	Texas Rangers	1984	Brock Nehls	P	Evansville Otters (indep.)	2008#
Dale Lanik	1B	Texas Rangers	1984	Ty Reese	P	Kansas City T-Bones	2008
Larry Klein	SS	Texas Rangers	1984	Eric Shortell	OF	Kansas City Royals	2009
Phil McKinzie	P	Kansas City Royals	1986	Conner Crumbliss	IF/OF	Oakland A's	2009#
Gene Bierscheid	P	Philadelphia Phillies	1986	Mike Sharp	C	Wichita Wingnuts (indep.)	2009#
Steve Michael	P/OF	Boston Red Sox	1987	Diego Soto	P	Wichita Wingnuts (indep.)	2009#
Saul Soltero	P	San Diego Padres	1987	Ben Graham	P	Washington National	2010#
Jose Valencia	P	Atlanta Braves	1987	Colby Killian	P	Texas Rangers	2010#
Jamie Cuesta	P	Atlanta Braves	1987	Ryan Anthony	P	Cleveland Indians	2010
Brett Berry	OF	Chicago White Sox	1988				

#= Active



# HORNET RECORDS



## Season Batting Records

### Games Played

1. Tom Cimino	69	1989
Al Ruiz	69	1985
Ruben Ruiz	69	1985
Shawn Smith	69	1982
6. Greg Strecker	69	1982
Brad Bascue	68	1989
Brett Berry	68	1988
Mike Carlson	68	1988
Mike Carlson	68	1987
Jose Gonzalez	68	1987
Steve Michael	68	1987
Pat Blasi	68	1986
Dave Mosea	68	1986
Jim Word	68	1982

### Batting Average (min. 100 ab)

1. Anthony Delsi	.471	1992
2. Keith Hernandez	.462	2008
3. Mike Carlson	.450	1987
4. Tod Schulz	.449	1986
5. Rich Devine	.442	1999
6. Jason Wiedder	.434	1999
7. Bobby Russell	.429	1992
8. Nick Sheahon	.426	2004
9. Chris Kallaher	.424	1991
10. Brian Majors	.423	2008

### At-Bats

1. Brian Majors	253	2008
2. Kenny Burkhead	249	2009
3. Conner Crumbliss	247	2009
3. Brad Bascue	246	1989
4. Brad Bascue	243	1988
5. Al Ruiz	241	1985
6. Brad Hill	239	1982
7. Jeff Hoover	238	1988
8. Brett Berry	237	1988
9. Tom Cimino	236	1989
Bill Sharp	236	2006

### Base Hits

1. Brian Majors	107	2008
2. Mike Carlson	103	1987
3. Brad Bascue	100	1989
4. Brett Berry	99	1988
5. Conner Crumbliss	98	2009
6. Kenny Burkhead	96	2009
7. Brad Bascue	92	1988
8. Mark McBratney	89	2006
9. Tod Schulz	88	1986
10. John Hernandez	84	1987
Pat Blasi	84	1986
Conner Crumbliss	84	2007



Scott Smith hit 33 homeruns in his career, the second most in school history. In 2005, he hit 18 of those homeruns, third most in a single season at ESU.

### Home Runs

1. Steve Michael	24	1987
2. Eric Shortell	23	2008
3. Tod Schulz	19	1986
4. Scott Smith	18	2005
Keith Hernandez	18	2008
6. Brad Bascue	17	1988
7. Cliff Thompson	15	1983
Brad Hill	15	1981
Scott Smith	15	2004

### Runs Scored

1. Eric Shortell	93	2008
2. Conner Crumbliss	92	2009
3. Brett Berry	84	1988
4. Brian Majors	83	2008
5. Greg Strecker	81	1982
6. Jon Perry	78	1989
Tod Schulz	78	1986
8. Brad Hill	75	1984
Conner Crumbliss	75	2007
10. Jeff Hoover	73	1988

### Doubles

1. Conner Crumbliss	30	2009
2. Mike Carlson	29	1987
3. Kenny Burkhead	28	2009
4. Chris Kallaher	23	1991
Brad Bascue	23	1989
6. Brad Hill	22	1984
Matt Marasco	22	2007
Kevin Wempe	22	2009
9. Frank Trujillo	21	1977
Mark McBratney	21	2006

### Triples

1. Brett Berry	10	1988
Shawn Smith	10	1981
3. Dan Drum	9	1994
4. Doug Miller	7	1995
Doug Miller	7	1994
Tommy Cimino	7	1988
Brett Berry	7	1987
Scott Patrick	7	2000
Greg Rogers	7	1977
10. Several players	6	

### Runs Batted In

1. Mike Carlson	98	1987
2. Steve Michael	91	1987
3. Eric Shortell	86	2008
Kenny Burkhead	86	2009
5. Brad Bascue	85	1989
Al Ruiz	85	1985
7. Brett Berry	83	1988
Brad Hill	83	1981
9. Mark McBratney	80	2006
Keith Hernandez	80	2008

### Walks

1. Greg Strecker	69	1982
2. Jose Gonzalez	63	1987
3. Greg Strecker	60	1984
4. Tim Kerl	59	1989
Mike Buss	59	1985
Brad Hill	59	1984
Pete Villaescusa	59	1978
8. Steve Bartow	54	1980
9. Brian Moyer	52	1978
10. Larry Klein	50	1984
Ron Taylor	50	1982



Jared Myers hit .374 in his career, seventh best in school history. His 147 career hits are also an ESU top-ten record. In 2005, Myers stole 42 bases, scored 71 runs, and had 81 hits, all top-ten in school history.

### Stolen Bases

1. Rich Devine	58	2000
2. Rich Devine	57	1999
3. Greg Strecker	54	1982
Shawn Smith	54	1982
5. Mike Brown	43	1981
6. Jared Myers	42	2005
Mike Warren	42	1977
8. Jon Perry	40	1989
9. Jon Perry	39	1988
10. Eric Shortell	33	2008

## Career Batting Records

### Games Played

1. Brad Hill	244
2. Greg Strecker	227
3. Conner Crumbliss	222
4. Jim Wood	211
5. Bob Hines	205
6. Tim Barger	177
7. Bob Moore	175
Josh Stratman	175
9. Greg Rogers	167
10. Christian Drbal	166

### Batting Average (min. 150 ab's)

1. Rich Devine	.430
2. Tod Schulz	.402
3. Jason Wiedder	.397
4. Oscar Contreras	.396
5. Nick Sheahon	.386
6. Brian Majors	.383
7. Keith Hernandez	.382
8. Kenny Burkhead	.380
9. Mike Brown	.378
10. Shawn Smith	.375

### At-Bats

1. Conner Crumbliss	835
2. Brad Hill	809
3. Jim Wood	608
4. Greg Strecker	592
5. Josh Stratman	554
6. Mike Warren	543
7. Tim Barger	523
8. Christian Drbal	500
9. Brad Bascue	489
10. John Martin	478

### Base Hits

1. Conner Crumbliss	311
2. Brad Hill	302
3. Jim Wood	202
4. Brad Bascue	192
Josh Stratman	192
6. Ryan Boden	170
Mark McBratney	170
8. Greg Strecker	165
Kevin Wempe	165
10. Brian Majors	160

### Runs Scored

1. Conner Crumbliss	272
2. Brad Hill	241
3. Greg Strecker	227
4. Kevin Wempe	155
5. Brett Berry	154
6. Bob Hines	150
7. Jon Perry	146
8. Doug Miller	139
9. Ryan Boden	133
Mike Brown	133
10. Pat Blasi	132

### Runs Batted In

1. Brad Hill	264
2. Mike Carlson	175
3. Conner Crumbliss	169
4. Keith Hernandez	158
5. Brad Bascue	156
6. Mark McBratney	151
7. Al Ruiz	149
8. Brett Berry	144
9. Cliff Thompson	141
10. Ryan Boden	128



In 2004, Nick Sheahon batted .426 with 81 hits and 20 doubles placing him in the top-ten for single season records in all three categories. Sheahon's .386 career batting average, 134 hits and 34 doubles are also top-ten in the ESU record books.




# HORNET RECORDS



## Doubles

1.	Conner Crumbliss	78
1.	Brad Hill	71
3.	Brad Bascue	46
	Kenny Burkhead	46
5.	Mike Carlson	41
6.	Kevin Wempe	39
7.	Tod Schulz	37
8.	Ruben Ruiz	36
9.	Mark McBratney	35
	Keith Hernandez	35



**Scott Patrick** hit seven triples in 2000, the fourth highest single-season total in Emporia State history making him the MIAA Freshman of the Year. He also gathered spots on the all-conference first team that year and the second team in 2001.

## Triples

1.	Brett Berry	17
2.	Doug Miller	15
3.	Shawn Smith	14
4.	Greg Strecker	12
5.	Mike Peterson	11
6.	Mike Brown	10
	Dan Drum	10
8.	Dave Mosea	9
	Conner Crumbliss	9
9.	Several Players	8

## Home Runs

1.	Brad Hill	47
2.	Scott Smith	33
3.	Tod Schulz	30
4.	Keith Hernandez	29
5.	Mike Carlson	28
6.	Brad Bascue	25
7.	Ryan Boden	24
	Steve Michael	24
	Cliff Thompson	24
10.	Joey Kraft	23
	Eric Shortell	23

## Walks

1.	Greg Strecker	173
2.	Brad Hill	148
3.	Conner Crumbliss	125
4.	Steve Bartow	97
5.	Tom Higgins	93
	Greg Rogers	93
7.	Pete Villaescusa	89
8.	Rick Elliot	86
9.	Ruben Ruiz	82
	Ray Kallaher	82
	Mark McBratney	82

## Season Pitching Records

### Appearances

1.	Grant Barker	36	2004
2.	Jaime Cuesta	35	1987
3.	Diego Soto	32	2009
4.	Phil McKinzie	30	1985
5.	Toro Trevino	28	2005
6.	Toro Trevino	27	2006
	Matt Petty	27	2006
8.	Grant Barker	26	2003
9.	Frank Stanek	25	1982
10.	Matt Petty	24	2005
	Jaime Cuesta	24	1986
	Frank Stanek	24	1984
	Aaron Burris	24	2008
	Dominic King	24	2009

### Games Started

1.	Gabe Medina	17	2006
2.	Phil McKinzie	16	1986
	Brent Dobbs	16	1982
	Bill Cowan	16	1971
5.	9 tied with 15		

### Relief Appearances

1.	Grant Barker	36	2004
2.	Jaime Cuesta	34	1987
3.	Diego Soto	32	2009
4.	Matt Petty	24	2005
	Frank Stanek	24	1982
	Aaron Burris	24	2008
	Dominic King	24	2009
8.	Frank Stanek	23	1984
9.	Toro Trevino	22	2005
	Jaime Cuesta	22	1986

### Wins

1.	Mike Holloway	14	1991
	Phil McKinzie	14	1985
3.	Ben Bounous	13	1977
	Gabe Medina	13	2006
4.	Jason Herman	12	1996
	Steve Michael	12	1987
	Phil McKinzie	12	1986
	Bill Cowan	12	1971
9.	2 with 11		

### Saves

1.	Jaime Cuesta	16	1986
2.	Diego Soto	12	2009
3.	Grant Barker	10	2004
4.	Matt Petty	9	2006
5.	Grant Barker	8	2003
	Matt Petty	8	2005
	Frank Stanek	8	1984
8.	Anthony Delsi	7	1990
9.	Bryan Jamison	6	1996
	Bryan Jamison	6	1995
	Greg Muehlbauer	6	1993
	Frank Stanek	6	1982

### Complete Games

1.	Kevin Mendon	14	1978
2.	Bill Wilson	13	1974
	Bill Cowan	13	1971
4.	Wilson Kilmer	12	1979
	Gary Pickert	12	1976
6.	Ben Bounous	11	1977
	Tom Spencer	11	1975
8.	Several Players	10	

## ERA (35 ip min.)

1.	Mike Miller	0.81	1971
2.	Mike Miller	1.01	1969
3.	Al Viebrock	1.11	1972
4.	Mike Plunkett	1.12	1970
5.	John Campbell	1.24	1970
6.	Tim Weiser	1.31	1979
7.	Bill Wilson	1.43	1973
8.	Jason Herman	1.65	1996
9.	Dave Root	1.73	1982
	Wilson Kilmer	1.73	1979

## Strikeouts

1.	Bill Cowan	168	1971
2.	Gabe Medina	142	2006
3.	John Campbell	120	1970
4.	Kevin Mendon	114	1978
5.	Gary Pickert	113	1976
6.	Gary Pickert	104	1977
	John Campbell	104	1971
8.	Bill Wilson	99	1974
9.	Al Viebrock	98	1972
10.	Steve Michael	94	1987

## Innings Pitched

1.	Bill Cowan	121.0	1971
2.	Kevin Mendon	120.3	1978
3.	Phil McKinzie	116.6	1986
4.	Toro Trevino	108.1	2006
5.	Gary Pickert	107.6	1976
6.	Phil McKinzie	107.0	1985
	Ben Bounous	107.0	1976
8.	Gabe Medina	105.1	2006
9.	Ben Bounous	99.3	1977
10.	Mike McIlhargey	98.0	1985

## Career Pitching Records

### Appearances

1.	Phil McKinzie	73
2.	Frank Stanek	69
3.	Mike Montgomery	65
4.	Grant Barker	62
5.	Brent Biggs	60
6.	Brent Dobbs	57
7.	Toro Trevino	55
8.	Mike Beran	53
	Scott Tajchman	53
	Mark Funston	53

### Starts

1.	Brent Dobbs	46
2.	Mike Montgomery	45
3.	Bill Cowan	43
	Paul Stucky	43
5.	Mark Funston	41
6.	Ben Bounous	39
7.	Mike Beran	38
	Mike McIlhargey	38
9.	Tom Spencer	35
10.	Brent Biggs	34

### Wins

1.	Ben Bounous	33
2.	Phil McKinzie	31
3.	Mike Montgomery	29
4.	Brent Dobbs	27
5.	Bill Cowan	26
6.	Mike Beran	22
	Kevin Mendon	22
	Lance Hall	22
8.	Mike McIlhargey	21
	Gary Pickert	21
	Paul Wilson	21

## Saves

1.	Jaime Cuesta	20
2.	Frank Stanek	19
3.	Grant Barker	18
4.	Matt Petty	17
5.	Greg Muehlbauer	13
6.	Bryan Jamison	12
7.	Diego Soto	12
8.	Phil McKinzie	10
9.	5 tied with	6

## Innings Pitched

1.	Brent Dobbs	285.0
2.	Phil McKinzie	282.3
3.	Bill Cowan	281.0
4.	Ben Bounous	277.0
5.	Mike Montgomery	274.0
6.	Tom Spencer	257.0
7.	Mark Funston	249.3
8.	Mike McIlhargey	240.0
9.	Paul Stucky	229.0
10.	Brent Biggs	227.1

## Strikeouts

1.	Bill Cowan	342
2.	Ben Bounous	242
3.	John Campbell	224
4.	Gary Pickert	217
5.	Tom Spencer	212
6.	Mark Funston	210
7.	Gabe Medina	187
8.	Mike Montgomery	183
9.	Mike Beran	179
10.	Mike Miller	178



**Scott Fogelson** started 15 games for the Hornets in 2005, tied for the fourth most ever at ESU. Fogelson was named to the All-MIAA second team.



# MIAA RECORDS



## Individual Batting

### Games Played

Season: 66	Will Bradley	CMSU	2005
	Shawn Callahan	CMSU	2005
	Josh Eftink	CMSU	2005
Career: 245	Brian McBride	UCM	2005-08

### At-Bats

Game: 8	Darin Koch	TSU	4-24-88
	vs. MWSU		
	Jason Halvorson	MSSU	4-26-92
	vs. UMSL		
Season: 258	Eric Errante	CMSU	2004
Career: 862	Brian McBride	UCM	2005-08

### Runs

Game: 7	Ben Slemmer	CMSU	4-19-98
	vs. ESU		
Season: 103	E. Stuckenschneider	CMSU	1994
	Eric Errante	CMSU	2004
Career: 297	Craig Ringe	CMSU	1999-2002

### Hits

Game: 6	Jay Hearn	NWMSU	4-2-96
	vs. UNO		
	Jason Meysenburg	WU	4-2-03
	vs. TSU		
<b>Season: 107</b>	<b>Brian Majors</b>	<b>ESU</b>	
Career: 312	Brian McBride	UCM	2005-08

### Doubles

Game: 4	Wayne Wente	MSSU	1993
	vs. SBU		
Season: 33	Andrew Hansen	UNO	2009
<b>Career: 78</b>	<b>Conner Crumbliss</b>	<b>ESU</b>	<b>2006-09</b>

### Triples

Game: 3	Four Tied		
Season: 14	Pat Colley	WU	2000
Career: 23	Pat Colley	WU	1998-2001

### Home Runs

Game: 4	Rick Ladjevich	CMSU	4-16-94
	vs. TSU		
	Tim Sheeler	CMSU	2-25-95
	vs. Missouri		
	<b>Eric Shortell</b>	<b>ESU</b>	<b>4-20-08</b>
	vs. Northwest Missouri		
<b>Season: 23</b>	<b>Eric Shortell</b>	<b>ESU</b>	<b>2008</b>
Career: 52	Steve Williams	SEMSU	1981-84

### Total Bases

Game: 17	Rick Ladjevich	CMSU	4-16-94
	vs. TSU		
Season: 165	Shawn Callahan	CMSU	2005
Career: 427	Ben Slemmer	CMSU	1995-98

### Runs Batted In

Game: 10	5x most recent Gus Marsala	SBU	4-18-03
	vs. TSU		
Season: 97,	Rick Ladjevich	CMSU	1994
Career: 214,	Joe Strada	CMSU	2002-04

### Most Walks

Game: 4	Several		
Season: 70	Tim Casper	MSSU	1991
Career: 181	Craig Ringe	CMSU	1999-2002

### Strikeouts

Game: 4	Several		
Season: 56	Josh Rubin	TSU	2004
Career: 166	John Sipes	NWMSU	2000-03

### Batting Average

Season: .489	Dan Shy (300 AB)	SEMSU	1989
Career: .445	Rick Ladjevich	CMSU	1993-94

### Slugging Percentage

Season: 1.007	Scott Spurgeon	NWMSU	1988
Career: .912	Scott Spurgeon (2 yr)	NWMSU	1997-1998
Career: .743	Steve Williams (4 yr)	SEMSU	1981-84

### Stolen Bases

Game: 7	Mike Zirngibl	MSSU	1994
	vs. Minn.-Morris		
<b>Season: 58</b>	<b>Rich Devine</b>	<b>ESU</b>	<b>2000</b>
Career: 121	Sittichoke Huckuntod	CMSU	1988-90



**Rich Devine** is ESU's career leader in batting average and stolen bases. He earned all-MIAA first-team honors during his career and led the nation in stolen bases (58) and runs scored (54) in 2000. Devine signed with the Kansas City Royals after the 2000 season.

### Sacrifice Hits

Game: 3	Ken Watkins	SWMSU	5-23-69
	vs. Mankato State		
Season: 14	Terry Kasper	SWMSU	1975
Career: 24	John Sipes	NWMSU	2000-03

## Individual Fielding

### Putouts

Game: 21	Brad Jenkins	TSU	4-15-95
	vs. ESU		
Season: 502	Chris Umphres	CMSU	2002
Career: 1,322	Eric Miller	PSU	1991-94

### Assists

Game: 11	Chad Basler	NWMSU	3-20-99
	vs. PSU		
Season: 182	Thad Pealer	CMSU	2000
	Craig Ringe	CMSU	2001
Career: 583	Craig Ringe	CMSU	1999-2002

### Errors

Game: 4	Several		
Season: 33	Marcus Rowe,	MWSU	1991
Career: 81	Chris Schnurbusch	CMSU	1984-87

### Total Chances

Game: 21	Morgan Burkhardt	CMSU	4-23-94
	vs. SBU		
	Brad Jenkins	TSU	4-15-95
	vs. ESU		
<b>Season: 564</b>	<b>Kenny Burkhead</b>	<b>ESU</b>	<b>2009</b>
Career: 1,855	Brent Westman	NWMSU	2005-08

### Fielding Average

Season: 1.000	Several		
Career: .992	Steve Seal	SWMSU	1969-70

### Double Plays

Game: 5	by 3 players		
Season: 5	D. J. Thrash	CMSU	2000
Career: 95	Ron Snider	SWMSU	1976-79

## Individual Pitching

### Appearances

<b>Season: 36</b>	<b>Grant Barker</b>	<b>ESU</b>	<b>2004</b>
Career: 80	Eric Horner	CMSU	2000-03

### Games Started

Season: 20,	Rick Nilges, LU, 1975
Career: 53,	Paul Neal, CMSU, 1988-91

### Complete Games

Season: 18	Rick Nilges	LU	1975
Career: 42	Rick Nilges	LU	1973-76

### Innings Pitched

Game: 14	Mike Backes	Lincoln	4-6-91
	vs. CMSU		
Season: 137.6	Rick Nilges	LU	1975
Career: 346.6	Rick Nilges	LU	1973-76

### Shutouts

Season: 4	Rick Nilges	LU	1974
	Trae Hastings	SEMSU	1976
	Bob Poisal	CMSU	1994
	Danny Powers	CMSU	2005
Career: 8	Rick Nilges	LU	1973-76

### Saves

Season: 14	Chris Matlock	UCM	2009
Career: 19	Nick Webber	CMSU	2003-05

### Hits Allowed

Game: 19	Rob Simms	TSU	4-21-99
	vs. CMSU		
Season: 167	Darrin Ankrom	SBU	2001
Career: 340	Jerry Mick	LU	1977-80



# MIAA RECORDS



## Runs Allowed

Game:	16	Mike Cavender vs. NWMSU	LU	4-29-77
Season:	121	Darrin Ankrom	SBU	2001
Career:	219	Rick Nilges	LU	1973-76

## Earned Runs Allowed

Game:	14	Mike Cavender vs. NWMSU Tim Walter vs. PSU	LU UMR	4-29-77 4-28-04
Season:	84	Darrin Ankrom	SBU	2001
Career:	153	Rick Nilges	LU	1973-76

## Walks Allowed

Game:	13	Larry Thompson vs. Central Methodist	LU	3-14-77
Season:	84	Rick Nilges	LU	1976
Career:	239	Rick Nilges	LU	1973-76

## Strikeouts

Game:	21	Bruce Berenyi vs. UMR	TSU	1976
Season:	153	Rick Nilges	LU	1975
Career:	349	Rick Nilges	LU	1973-76

## Earned Run Average

Season:	0.59	Dick Jones	SWMSU	1971
Career:	1.14	Dave Wehrmeister	TSU	1971-72

Overall:	21	Jason Herz	CMSU	2-15-02 to 5-26-02
		Jason Herz	CMSU	3-7-01 to 5-26-02

## Consecutive Losses

Season:	13	Rob Simms	TSU	2-20-00 to 5-7-00
Overall:	16	Rob Simms	TSU	3-31-99 to 5-7-00

## Team Batting

### At-Bats

Game:	61	MSSU vs. UMSL	4-26-92
Season:	2158	CMSU	2004

### Runs

Game:	34	PSU vs. Sioux Falls	3-24-03
Season:	655	CMSU	2004

### Hits

Game:	34	MSSU vs. UMSL	4-26-92
Season:	765	CMSU	2004

### Doubles

Game:	9	5x most recent PSU vs. Sioux Falls (S.D.)	3-24-03
Season:	149	CMSU	2003 & 2004

### Triples

## Batting Average

Season:	.390	CMSU	1998
---------	------	------	------

## Slugging Percentage

Season:	.685	CMSU	1998
---------	------	------	------

## Stolen Bases

Game:	17	UMSL vs. Harris-Stowe	4-14-86
Season:	176	NWMSU	1989

## Putouts

Game:	45	CMSU vs. Northern Iowa	3-16-92
Season:	1563	CMSU	2004

## Assists

Game:	28	CMSU vs. SBU	4-23-94
Season:	685	CMSU	2000

## Most Errors

Game:	12	SBU vs. Ozarks	4-4-96
Season:	170	SBU	996

## Fielding Percentage

Season:	.994	UMR,	1982
---------	------	------	------

## Double Plays

Game:	5	SEMSU vs. Maryville	4-21-81
		NWMSU vs. TSU	3-18-95
		CMSU vs. Okla. Panhandle St.	3-8-03
Season:	64	CMSU	2000

## Team Pitching

### Complete Games

Season:	26	LU	1980
---------	----	----	------

### Shutouts

Season:	16	CMSU	2005
---------	----	------	------

### Strikeouts

Game:	21	TSU vs. UMR	4-2-76
Season:	563	CMSU	2004

### Walks

Game:	18	TSU vs. Quincy	4-2-78
Season:	294	CMSU	1994

### Earned Run Average

Season:	1.83	SEMSU	1973
---------	------	-------	------

## Miscellaneous

Games Played:	66	CMSU	2005
Wins:	65	CMSU	2004 & 2005
Losses:	45	SBU	2001
Consecutive Wins:	35	ESU	2008
Consecutive Losses:	34	LU	1984-85
MIAA Wins:	29	CMSU/ESU	2000/2008
MIAA Losses:	28	SBU	2001
Winning %:	.879	CMSU	2001 (51-7)
MIAA Winning%	1.000	SWMSU	1981 (12-0)



**Grant Barker** earned MIAA Pitcher of the Year status in 2003 and spots on the All-Conference First Team in '03 and '04. His 36 relief appearances in 2004 were a school and MIAA record. He also is fourth on the career list with 62.

## Wins

Season:	15	Danny Powers	CMSU	2005
Career:	32	Josh Reynolds	CMSU	1998-2000

## Losses

Season:	13	Rob Simms	TSU	2000
Career:	29	Jerry Mick	LU	1977-80

## Season Winning Percentage (min. 14 decisions)

1.000	Jason Herz (14-0)	CMSU	2002
-------	-------------------	------	------

## Career Winning Percentage (min. 13 decisions)

1.000	Steve Sharpe (13-0)	CMSU	2004
-------	---------------------	------	------

## Consecutive Wins

Season:	14	P.J. McGinnis	CMSU	2-18-01 to 5-9-01
---------	----	---------------	------	-------------------

Game:	6	SWMSU vs. UMR	4-8-66
Season:	34	NWMSU	1989

## Home Runs

Game:	9	CMSU vs. TSU	4-16-94
Season:	102	CMSU	1998

## Runs Batted In

Game:	33	PSU vs. UMR	4-21-99
		PSU vs. Sioux Falls (S.D.)	3-24-03
Season:	584	CMSU	2004

## Total Bases

Game:	57	PSU vs. UMR	4-21-99
Season:	1254	CMSU	2004



# YEAR BY YEAR



## 1978 (40-20-2) NAIA National Champions

Wichita State	W, 4-2
Wichita State	T, 4-4
SE Oklahoma	L, 8-22
Texas Wesleyan	L, 7-9
Univ. of Dallas	L, 1-3
Univ. of Dallas	L, 6-11
UT-Arlington	W, 15-4
UT-Arlington	L, 8-9
Texas Wesleyan	L, 7-15
Texas Wesleyan	L, 3-8
Texas Wesleyan	L, 6-7
Minnesota-Morris	W, 8-3
Minnesota-Morris	W, 5-2
Central Missouri	W, 17-12
Central Missouri	W, 6-2
Minot State	W, 3-2
Minot State	W, 22-4
Minot State	W, 14-4
Minot State	W, 4-1
Kansas	W, 5-4
Kansas	L, 8-13
Mid-America Nazarene	W, 17-7
Mid-America Nazarene	W, 8-4
*Washburn	W, 5-0
*Washburn	T, 4-4
Kansas	L, 1-3
Kansas	W, 4-3
Marymount	W, 7-4
Marymount	W, 11-1
*Kearney State	W, 5-4
*Kearney State	L, 6-9
Baker	W, 12-1
Baker	W, 5-1
*Fort Hays State	W, 13-3
*Fort Hays State	W, 15-2
Benedictine	W, 1-0
Benedictine	L, 6-7
Newman	W, 10-0
Newman	W, 10-0
*Washburn	W, 8-2
*Washburn	W, 7-6
Central Missouri	L, 3-4
Central Missouri	L, 0-4
Kansas State	L, 6-10
Kansas State	L, 6-8
Kansas State	W, 8-2
Kansas State	L, 1-11
<Bethany	W, 9-1
<Benedictine	L, 0-2
<Fort Hays State	W, 19-16
<Benedictine	W, 12-1
<Benedictine	W, 10-3
+Kearney State	W, 13-0
+Phillips	W, 6-4
+Phillips	L, 4-5
+Phillips	W, 6-3
!Missouri Southern	L, 0-4
!William Carey	W, 6-5
!Point Park	W, 7-4
!Missouri Southern	W, 2-0
!Lewis-Clark State	W, 4-1
!Missouri Southern	W, 8-6

## 1979 (33-17)

at Texas Wesleyan	L, 0-2
at Texas Wesleyan	L, 1-5
at Dallas Baptist	W, 6-5
at Dallas	W, 5-0
at Dallas	W, 9-0
at Midwestern St.	L, 3-5
Illinois College	W, 7-4
Illinois College	W, 8-6
Central Missouri	L, 5-4
Central Missouri	L, 1-5
Mid-America Nazarene	W, 10-0

Mid-America Nazarene	W, 6-0
Kansas	L, 1-6
Kansas	L, 2-3
Kansas State	L, 1-6
Kansas State	W, 10-3
*Washburn	W, 10-0
*Washburn	W, 14-4
*Missouri Western	L, 5-11
*Missouri Western	L, 15-5
Sioux Falls	W, 10-0
Sioux Falls	W, 10-0
Baker	W, 10-0
Baker	W, 12-9
*Fort Hays State	L, 1-3
*Fort Hays State	W, 2-1
Wichita State	L, 1-4
Wichita State	L, 2-13
*Washburn	W, 3-1
*Washburn	W, 12-3
Marymount	W, 10-0
Marymount	W, 11-1
*Fort Hays State	W, 4-0
*Fort Hays State	W, 12-3
Newman	W, 2-0
Newman	W, 6-3
*Missouri Western	W, 10-0
*Missouri Western	W, 9-2
Benedictine	W, 3-1
Benedictine	W, 10-0
Wichita State	L, 3-8
Wichita State	L, 2-9
*Missouri Western	W, 2-2
*Wayne State (Neb.)	W, 9-1
*Missouri Southern	W, 14-5
<vs. Bethany	W, 16-4
<vs. Fort Hays State	W, 5-2
<vs. Fort Hays State	W, 7-3
+SE Oklahoma	L, 4-5
+Black Hills State	L, 7-8

## 1980 (46-18)

Mar. 09 at Texas Wesleyan	L, 0-1
Mar. 09 at Texas Wesleyan	L, 0-9
Mar. 10 at UT-Arlington	L, 3-5
Mar. 10 at UT-Arlington	W, 6-2
Mar. 11 at North Texas	W, 9-2
Mar. 11 at North Texas	W, 9-3
Mar. 12 at Texas Christian	W, 5-4
Mar. 12 at Texas Christian	W, 16-10
Mar. 13 at Texas Wesleyan	L, 8-3
Mar. 13 at Texas Wesleyan	W, 5-4
Mar. 14 at Lubbock Christian	L, 2-3
Mar. 15 at Texas Wesleyan	L, 3-4
Mar. 15 at Texas Wesleyan	W, 5-4
Mar. 20 Bellevue	W, 11-1
Mar. 20 Bellevue	W, 4-1
Mar. 22 Marymount	W, 14-0
Mar. 22 Marymount	W, 17-6
Mar. 23 Buena Vista	W, 10-0
Mar. 23 Buena Vista	W, 5-2
Mar. 30 at Oklahoma State	L, 7-12
Apr. 01 at Kansas University	W, 8-7
Apr. 05 *Fort Hays State	W, 10-0
Apr. 05 *Fort Hays State	W, 3-2
Apr. 09 at Central Missouri	L, 6-7
Apr. 09 at Central Missouri	L, 6-11
Apr. 10 at Baker University	W, 5-2
Apr. 10 at Baker University	W, 6-3
Apr. 12 *Washburn	W, 3-0
Apr. 12 *Washburn	W, 12-0
Apr. 13 *at Missouri Western	W, 7-6
Apr. 13 *at Missouri Western	W, 5-4
Apr. 15 at William Jewell	W, 12-6
Apr. 15 at William Jewell	W, 6-5
Apr. 17 Newman	W, 6-5
Apr. 17 Newman	L, 6-8
Apr. 19 Central Missouri	L, 8-16

Apr. 19 Central Missouri	W, 4-3
Apr. 22 *at Washburn	W, 5-2
Apr. 22 *at Washburn	W, 12-0
Apr. 23 at Kansas State	W, 15-1
Apr. 24 *Missouri Western	L, 1-5
Apr. 24 *Missouri Western	W, 7-4
Apr. 26 *at Fort Hays State	W, 13-3
Apr. 26 *at Fort Hays State	L, 9-12
Apr. 29 at Benedictine	W, 13-8
Apr. 29 at Benedictine	W, 15-4
May 02 #vs. Missouri Southern	W, 6-5
May 02 #vs. Kearney State	L, 11-12
May 03#vs. Missouri Southern	W, 11-7
May 03 #vs. Kearney State	W, 7-3
May 06Mid-America Nazarene	W, 10-0
May 06Mid-America Nazarene	W, 14-4
May 10 William Jewell	W, 6-5
May 10 William Jewell	W, 10-4
May 11 St. Mary of Plains	L, 9-12
May 11 St. Mary of Plains	W, 3-2
May 15 <Bethany	W, 17-3
May 17 <Newman	W, 6-1
May 18 <Fort Hays State	L, 6-2
May 18 <Fort Hays State	W, 9-5
May 21 +Black Hills State	W, 14-0
May 21 +SE Oklahoma	W, 8-4
May 22 +SE Oklahoma	L, 0-12
May 23 +SE Oklahoma	L, 1-5

## 1981 (29-28)

Mar. 10 Kansas	L, 4-9
Mar. 10 Kansas	L, 5-17
Mar. 13 vs. South Dakota	W, 10-2
Mar. 14 at Tulsa	W, 14-3
Mar. 14 at Tulsa	W, 12-1
Mar. 15 at Texas Wesleyan	L, 4-14
Mar. 15 at Texas Wesleyan	L, 2-3
Mar. 16 at Texas	L, 1-3
Mar. 16 at Texas	L, 4-10
Mar. 17 at Texas	L, 0-1
Mar. 17 at Texas	L, 6-17
Mar. 18 at Texas Wesleyan	L, 9-10
Mar. 19 at Texas Christian	L, 0-2
Mar. 19 at Texas Christian	L, 1-7
Mar. 20 at Texas Christian	W, 10-9
Mar. 20 at Texas Christian	L, 5-12
Mar. 21 at Texas Wesleyan	L, 5-6
Mar. 21 at Texas Wesleyan	L, 5-8
Mar. 23 Colorado	W, 11-6
Mar. 23 Colorado	W, 7-4
Mar. 27 Oral Roberts	L, 3-7
Mar. 28 Oral Roberts	L, 0-7
Mar. 28 Oral Roberts	L, 2-5
Mar. 31 Bemidji State	W, 16-11
Mar. 31 Bemidji State	W, 24-11
Apr. 02 at Newman	W, 13-3
Apr. 02 at Newman	L, 9-10
Apr. 04 Bemidji State	W, 14-1
Apr. 04 Bemidji State	W, 16-4
Apr. 07 Baker University	W, 5-0
Apr. 07 Baker University	W, 17-16
Apr. 11 *Fort Hays State	W, 5-3
Apr. 11 *Fort Hays State	W, 9-7
Apr. 15 *at Washburn	W, 3-0
Apr. 15 *at Washburn	W, 12-6
Apr. 16 Benedictine	L, 5-8
Apr. 16 Benedictine	W, 13-0
Apr. 23 Marymount	W, 15-0
Apr. 23 Marymount	W, 10-0
Apr. 24 *Washburn	W, 5-4
Apr. 24 *Washburn	W, 17-4
Apr. 27 *Fort Hays State	W, 18-3
Apr. 27 *Fort Hays State	W, 22-12
Apr. 28 Central Missouri	L, 3-4
Apr. 28 Central Missouri	L, 0-4
Apr. 29 at Kansas University	L, 2-8

Apr. 29 at Kansas University	L, 8-9
May 01 #Kearney State	W, 5-4
May 01 #Missouri Southern	L, 3-8
May 02 #Kearney State	W, 8-4
May 05 at Kansas State	L, 1-2
May 05 at Kansas State	L, 0-5
May 07at Mid-America Nazarene	W, 7-5
May 07at Mid-America Nazarene	W, 13-0
May 22 <Fort Hays State	W, 14-12
May 22 <Newman	L, 7-8
May 23 <Fort Hays State	L, 7-13

## 1982 (42-26)

at Oral Roberts	L, 1-15
at Oral Roberts	L, 0-11
at Oral Roberts	L, 0-9
Kansas	W, 6-5
Kansas	W, 10-5
at Dallas Baptist	L, 3-6
at Dallas Baptist	L, 2-5
at Texas	L, 5-15
at Texas	L, 7-13
at Texas	L, 5-7
at Texas	L, 3-14
at Texas Wesleyan	L, 4-9
at Texas Wesleyan	L, 4-8
at Texas Wesleyan	W, 6-5
at Texas Wesleyan	L, 1-11
at Texas Wesleyan	W, 8-4
at North Texas	W, 5-2
at North Texas	W, 9-0
at North Texas	L, 3-6
at North Texas	W, 11-1
at Kansas State	W, 12-4
at Kansas State	L, 3-9
Concordia (Minn)	L, 3-4
Concordia (Minn)	W, 8-1
Concordia (Minn)	W, 11-1
Concordia (Minn)	W, 17-3
Bemidji State	W, 10-2
Bemidji State	W, 5-4
Bemidji State	W, 17-5
Bemidji State	W, 11-3
*Fort Hays State	W, 10-0
*Fort Hays State	W, 5-2
Bellevue (Neb)	W, 14-8
Bellevue (Neb)	W, 8-2
Bellevue (Neb)	W, 2-1
Newman	L, 1-11
Newman	W, 3-2
at Wichita State	L, 3-8
at Wichita State	L, 6-12
*Washburn	W, 10-4
*Washburn	W, 10-0
at Kansas	W, 1-0
at Kansas	L, 0-2
Missouri Western	W, 2-0
Missouri Western	L, 6-7
*at Washburn	W, 14-1
*at Washburn	W, 8-0
Mid-America Nazarene	W, 6-5
Mid-America Nazarene	W, 17-0
*at Fort Hays State	L, 3-4
*at Fort Hays State	L, 4-5
at Benedictine	W, 12-2
at Benedictine	W, 11-0
^vs. Missouri Western	W, 10-3
^vs. Wayne St. (Neb)	W, 12-3
^vs. Wayne St. (Neb)	W, 6-1
at Baker	W, 23-3
at Baker	W, 12-7
at Wichita State	L, 8-9
<vs. Fort Hays State	W, 8-5
<vs. Newman	L, 6-7
<vs. Fort Hays State	W, 3-2
<vs. Newman	W, 14-7
<vs. Newman	W, 8-1



# YEAR BY YEAR



+vs. SE Oklahoma	L, 4-7	Bemidji State	W, 6-5	Mar. 24	at Kansas University	L, 4-7	Mar. 29	Friends University	W, 13-3
+vs. Mayville (N.D.)	W, 13-6	Bemidji State	W, 15-3	Mar. 26	at Central Missouri	L, 3-8	Mar. 31	St. Mary of Plains	W, 7-3
+vs. SE Oklahoma	W, 6-3	Bemidji State	W, 6-3	Mar. 26	at Central Missouri	W, 9-4	Mar. 31	St. Mary of Plains	W, 9-3
+vs. SE Oklahoma	L, 4-11	Bemidji State	W, 12-5	Mar. 28	Baker University	W, 14-6	Apr. 05	*at Fort Hays State	L, 2-7
<b>1983 (35-19)</b>		Bemidji State	W, 11-2	Mar. 28	Baker University	W, 15-5	Apr. 05	*at Fort Hays State	L, 3-4
at Oral Roberts	L, 0-15	Baker	W, 10-0	Mar. 29	Dana	W, 19-0	Apr. 06	Baker University	W, 13-8
at Oral Roberts	L, 1-8	Baker	W, 11-0	Mar. 29	Dana	W, 13-3	Apr. 06	Baker University	W, 11-1
Sterling	W, 6-5	Kansas	L, 3-6	Apr. 02	Mid-America Nazarene	W, 13-3	Apr. 08	at Benedictine	W, 9-0
Sterling	W, 11-3	Kansas	W, 4-3	Apr. 02	Mid-America Nazarene	W, 15-5	Apr. 08	at Benedictine	W, 9-2
Tabor	W, 10-0	Mid-America Nazarene	W, 7-0	Apr. 04	Benedictine	L, 0-6	Apr. 10	*Washburn	W, 13-0
Tabor	W, 15-0	Mid-America Nazarene	W, 11-1	Apr. 04	Benedictine	W, 11-1	Apr. 10	*Washburn	W, 6-0
at Texas Wesleyan	W, 9-6	Wichita State	W, 7-6	Apr. 06	*Fort Hays State	W, 12-2	Apr. 12	at Oral Roberts	L, 0-9
at Texas Wesleyan	L, 1-8	Wichita State	L, 1-12	Apr. 06	*Fort Hays State	W, 9-2	Apr. 12	at Oral Roberts	W, 7-5
at North Texas St.	W, 7-0	*Washburn	W, 10-0	Apr. 08	*Missouri Western	L, 10-11	Apr. 14	Newman	W, 10-1
at North Texas St.	W, 5-2	*Washburn	W, 12-8	Apr. 08	*Missouri Western	W, 10-9	Apr. 14	Newman	W, 16-15
at Texas	L, 0-4	Newman	W, 6-5	Apr. 09	at Newman	L, 11-12	Apr. 15	Benedictine	L, 6-7
at Texas	L, 1-14	Newman	W, 3-2	Apr. 09	at Newman	L, 15-16	Apr. 15	Benedictine	W, 11-2
at Texas	L, 4-9	Bethany College	W, 6-1	Apr. 12	*at Washburn	L, 0-5	Apr. 17	*Missouri Western	W, 16-2
at Texas	L, 5-9	Bethany College	W, 7-0	Apr. 12	*at Washburn	W, 10-1	Apr. 17	*Missouri Western	W, 15-5
at Texas Wesleyan	L, 5-11	*Washburn	L, 5-6	Apr. 14	Marymount	W, 14-4	Apr. 19	*Fort Hays State	W, 10-5
at UT-Arlington	L, 4-12	*Washburn	W, 10-0	Apr. 14	Marymount	W, 12-2	Apr. 19	*Fort Hays State	L, 4-8
at UT-Arlington	L, 5-12	Benedictine	W, 10-1	Apr. 16	at Benedictine	W, 4-0	Apr. 22	*at Washburn	W, 4-3
Dana College	W, 11-1	Benedictine	W, 5-3	Apr. 16	at Benedictine	W, 7-4	Apr. 22	*at Washburn	W, 5-4
Dana College	W, 16-7	*Fort Hays State	W, 9-1	Apr. 17	Kansas University	L, 4-8	Apr. 23	Marymount	W, 13-6
St. Mary's (Neb)	W, 6-5	*Fort Hays State	W, 7-6	Apr. 17	Kansas University	L, 7-8	Apr. 23	Marymount	W, 11-1
St. Mary's (Neb)	W, 4-0	*Fort Hays State	W, 6-5	Apr. 20	*at Fort Hays State	L, 2-9	Apr. 29	*at Missouri Western	W, 8-1
Concordia (Minn)	W, 16-2	*Fort Hays State	L, 4-9	Apr. 20	*at Fort Hays State	L, 5-8	Apr. 29	*at Missouri Western	W, 10-1
Concordia (Minn)	W, 6-4	Kansas	W, 7-6	Apr. 23	*Washburn	L, 8-12	May 02	>St. Mary of Plains	W, 17-6
Bethany	W, 12-2	Kansas	W, 16-11	Apr. 23	*Washburn	W, 13-3	May 03	>St. Mary of Plains	W, 31-2
Bethany	W, 16-2	*Missouri Southern	W, 13-2	Apr. 26	*Wayne State (Neb.)	W, 11-5	May 08	<vs. Benedictine	W, 13-1
*Washburn	W, 8-3	*Wayne State (Neb.)	W, 14-4	Apr. 26	*Missouri Southern	L, 1-13	May 08	<vs. Newman	L, 2-4
*Washburn	W, 8-5	*St. Mary of Plains	W, 16-10	Apr. 27	*Missouri Southern	W, 7-6	May 09	<vs. Fort Hays State	W, 8-5
at Benedictine	W, 8-6	*St. Mary of Plains	W, 19-0	Apr. 27	*Wayne State (Neb.)	W, 4-2	May 09	<vs. Newman	W, 16-1
at Benedictine	L, 6-9	*Marymount	W, 7-3	May 02	St. Mary of Plains	W, 15-1	May 11	<vs. Newman	W, 8-5
St. Mary of Plains	W, 13-6	*Marymount	W, 7-2	May 02	St. Mary of Plains	W, 12-2	May 15	+vs. Mayville State	W, 8-5
St. Mary of Plains	W, 8-0	*Benedictine	W, 14-5	May 04	>Benedictine	W, 13-5	May 15	+vs. Oklahoma City	W, 8-6
at Fort Hays State	L, 0-1	*Benedictine	W, 10-0	May 05	>Benedictine	W, 10-0	May 15	+vs. Oklahoma City	W, 8-7
at Fort Hays State	W, 8-7	<vs. Washburn	W, 18-5	May 09	<Newman	W, 4-3	May 23	lvs. Hawaii-Hilo	W, 10-0
*at Washburn	L, 2-3	<vs. Newman	W, 5-0	May 09	<Fort Hays State	W, 8-3	May 26	lvs. Oklahoma City	L, 3-13
*at Washburn	L, 2-3	<vs. Newman	L, 7-3	May 10	<Fort Hays State	W, 11-10	May 27	lvs. Point Park	L, 0-2
*Fort Hays State	W, 2-1	<vs. Newman	L, 4-8	May 16	+Phillips	L, 2-5			
*Fort Hays State	W, 10-3	+vs. Kearney State	W, 11-4	May 16	+Northern State	W, 10-3			
*Missouri Western	L, 3-13	+vs. SE Oklahoma	L, 5-8	May 17	+Kearney State	W, 6-5			
*Missouri Western	W, 5-2	+vs. Kearney State	W, 10-2	May 17	+Phillips	L, 3-7			
Benedictine	W, 5-0	+vs. SE Oklahoma	W, 9-6						
Benedictine	L, 6-7	+vs. SE Oklahoma	W, 9-6						
Friends	W, 11-0	lvs. Lewis-Clark	W, 6-5						
Friends	W, 10-0	lvs. Grand View	W, 9-2						
Baker	W, 6-1	lvs. Azusa Pacific	L, 1-7						
Baker	W, 5-0	lvs. Lewis-Clark	L, 2-11						
Mid-America Nazarene	W, 15-2								
Mid-America Nazarene	W, 14-5								
Marymount	W, 8-2								
Marymount	W, 13-3								
at Newman	W, 3-2								
at Newman	L, 2-6								
<vs. Fort Hays State	L, 1-13								
<vs. Benedictine	W, 21-2								
<vs. Newman	L, 5-10								
<b>1984 (47-19)</b>									
Oral Roberts	L, 1-4								
Oral Roberts	L, 0-6								
Oral Roberts	L, 1-6								
Sterling	W, 7-2								
Sterling	W, 5-1								
Texas	L, 1-14								
Texas	L, 2-7								
Texas	L, 6-11								
Texas	L, 3-8								
Texas Wesleyan	L, 14-0								
Texas Wesleyan	L, 3-12								
North Texas	L, 1-4								
North Texas	W, 7-5								
Oklahoma City	W, 13-11								
Oklahoma City	W, 7-5								
Bemidji State	W, 3-1								
Mar. 01	at Oral Roberts	L, 0-9							
Mar. 03	at Oral Roberts	L, 0-10							
Mar. 03	at Oral Roberts	L, 4-8							
Mar. 05	Sterling College	W, 10-2							
Mar. 05	Sterling College	W, 22-2							
Mar. 06	Bethany	W, 4-3							
Mar. 06	Bethany	W, 5-3							
Mar. 07	at Wichita State	L, 2-8							
Mar. 07	at Wichita State	L, 7-9							
Mar. 09	at Baylor	L, 0-5							
Mar. 09	at Baylor	L, 4-16							
Mar. 10	at University of Texas	L, 0-2							
Mar. 10	at University of Texas	L, 1-18							
Mar. 11	at University of Texas	L, 2-6							
Mar. 11	at University of Texas	L, 0-13							
Mar. 12	vs. Concordia	W, 13-11							
Mar. 13	vs. SW Oklahoma St.	W, 9-5							
Mar. 13	vs. SW Oklahoma St.	W, 10-7							
Mar. 19	Central Missouri	W, 6-5							
Mar. 19	Central Missouri	W, 5-4							
Mar. 21	at Wichita State	L, 8-10							
Mar. 21	at Wichita State	L, 8-10							
Mar. 23	Friends University	W, 3-2							
Mar. 23	Friends University	W, 10-0							
Mar. 24	at Kansas University	L, 1-11							
Mar. 24	at Kansas University	L, 4-7							
Mar. 26	at Central Missouri	L, 3-8							
Mar. 26	at Central Missouri	W, 9-4							
Mar. 28	Baker University	W, 14-6							
Mar. 28	Baker University	W, 15-5							
Mar. 29	Dana	W, 19-0							
Mar. 29	Dana	W, 13-3							
Apr. 02	Mid-America Nazarene	W, 13-3							
Apr. 02	Mid-America Nazarene	W, 15-5							
Apr. 04	Benedictine	L, 0-6							
Apr. 04	Benedictine	W, 11-1							
Apr. 06	*Fort Hays State	W, 12-2							
Apr. 06	*Fort Hays State	W, 9-2							
Apr. 08	*Missouri Western	L, 10-11							
Apr. 08	*Missouri Western	W, 10-9							
Apr. 09	at Newman	L, 11-12							
Apr. 09	at Newman	L, 15-16							
Apr. 12	*at Washburn	L, 0-5							
Apr. 12	*at Washburn	W, 10-1							
Apr. 14	Marymount	W, 14-4							
Apr. 14	Marymount	W, 12-2							
Apr. 16	at Benedictine	W, 4-0							
Apr. 16	at Benedictine	W, 7-4							
Apr. 17	Kansas University	L, 4-8							
Apr. 17	Kansas University	L, 7-8							
Apr. 20	*at Fort Hays State	L, 2-9							
Apr. 20	*at Fort Hays State	L, 5-8							
Apr. 23	*Washburn	L, 8-12							
Apr. 23	*Washburn	W, 13-3							
Apr. 26	*Wayne State (Neb.)	W, 11-5							
Apr. 26	*Missouri Southern	L, 1-13							
Apr. 27	*Missouri Southern	W, 7-6							
Apr. 27	*Wayne State (Neb.)	W, 4-2							
May 02	St. Mary of Plains	W, 15-1							
May 02	St. Mary of Plains	W, 12-2							
May 04	>Benedictine	W, 13-5							
May 05	>Benedictine	W, 10-0							
May 09	<Newman	W, 4-3							
May 09	<Fort Hays State	W, 8-3							
May 10	<Fort Hays State	W, 11-10							
May 16	+Phillips	L, 2-5							



# YEAR BY YEAR



Washburn L, 11-16  
 Marymount W, 11-0  
 Marymount W, 13-3  
 at Central Missouri W, 5-0  
 at Central Missouri W, 2-0  
 at St. Mary's (Ks) W, 12-0  
 at St. Mary's (Ks) W, 9-3  
 at Fort Hays State W, 5-0  
 at Fort Hays State W, 1-0  
 Benedictine W, 6-5  
 Benedictine W, 13-3  
 at Washburn W, 7-2  
 at Washburn W, 10-8  
 ^vs. Wayne St (Neb) W, 7-5  
 ^vs. Missouri Southern W, 9-3  
 ^vs. Missouri Southern W, 11-5  
 Kansas W, 7-4  
 Kansas W, 18-17  
 Oklahoma L, 8-14  
 Oklahoma L, 2-8  
 vs. Kansas Wesleyan W, 16-3  
 vs. Kansas Wesleyan W, 6-4  
 <vs. Newman W, 7-4  
 <vs. Fort Hays State W, 2-1  
 <vs. Fort Hays State W, 6-5  
 +vs. Wayne St (Neb) W, 12-2  
 +vs. SE Oklahoma W, 7-6  
 +vs. SE Oklahoma W, 11-2  
 lvs. Missouri Southern W, 8-5  
 lvs. Lewis & Clark St. L, 10-13  
 lvs. Elon W, 18-5  
 lvs. S. Arkansas W, 14-7  
 lvs. Lewis & Clark St. L, 4-11

## 1988 (49-19)

SW Oklahoma St. W, 2-1  
 SW Oklahoma St. L, 5-8  
 SW Oklahoma St. L, 11-21  
 Friends University W, 10-4  
 Friends University W, 13-2  
 Bethany College W, 24-0  
 Bethany College W, 17-0  
 Tabor College W, 8-2  
 Tabor College W, 10-0  
 Oral Roberts W, 4-1  
 Oral Roberts W, 2-1  
 UT-Arlington W, 3-1  
 St. Francis W, 5-4  
 Texas Wesleyan L, 6-8  
 St. Edwards W, 19-13  
 Texas L, 2-6  
 Tarkio W, 3-1  
 Tarkio W, 14-11  
 Kansas Wesleyan W, 23-6  
 Kansas Wesleyan W, 13-0  
 Kansas L, 8-18  
 Kansas L, 5-8  
 Central Missouri W, 13-10  
 Central Missouri L, 10-20  
 \*Missouri Western W, 13-1  
 \*Missouri Western W, 10-7  
 Kansas State L, 4-5  
 Benedictine L, 3-5  
 Benedictine W, 7-3  
 Marymount W, 10-0  
 Marymount W, 20-0  
 \*Fort Hays State W, 10-5  
 \*Fort Hays State W, 13-3  
 \*Missouri Western W, 8-1  
 \*Missouri Western W, 6-4  
 Wichita State L, 2-8  
 Central Missouri L, 4-5  
 Central Missouri W, 4-3  
 Newman W, 8-6  
 Newman W, 10-9  
 Kansas University L, 13-13  
 \*Washburn L, 2-16  
 \*Washburn W, 9-4

Benedictine W, 10-4  
 Benedictine W, 4-3  
 Mid-America Nazarene W, 20-1  
 Mid-America Nazarene W, 10-0  
 \*Fort Hays State W, 5-1  
 \*Fort Hays State W, 8-2  
 \*Washburn L, 2-9  
 \*Washburn W, 9-6  
 \*Sterling College W, 7-2  
 \*Sterling College W, 8-1  
 \*Kearney State L, 2-7  
 ^Missouri Southern W, 9-8  
 ^Kearney State W, 10-5  
 Wichita State L, 4-10  
 >Sterling W, 15-7  
 >Sterling W, 6-3  
 >Newman W, 20-9  
 <Washburn W, 11-7  
 <Washburn L, 5-6  
 <Washburn W, 6-2  
 +Oklahoma City L, 5-11  
 +Kearney State W, 17-4  
 +Mayville State W, 22-8  
 +Oklahoma City W, 4-3  
 +Oklahoma City L, 4-23

## 1989 (46-23)

SW Oklahoma St. W, 22-7  
 SW Oklahoma St. W, 14-4  
 SW Oklahoma St. L, 2-6  
 Friends W, 4-2  
 Friends W, 10-0  
 Sterling W, 12-0  
 Sterling W, 3-2  
 Newman W, 11-9  
 Newman L, 10-13  
 Central Missouri L, 1-7  
 Central Missouri W, 8-5  
 Sul Ross University W, 12-4  
 St. Edwards W, 9-10 \*F  
 Texas L, 6-17  
 Texas L, 4-16  
 Southwestern L, 4-7  
 Texas L, 3-14  
 Concordia W, 8-4  
 Concordia W, 10-9  
 Texas Christian W, 10-6  
 Texas Christian L, 1-14  
 Northwoods Institute L, 5-15  
 Central Missouri W, 7-4  
 Central Missouri L, 4-8  
 Kansas Wesleyan W, 20-1  
 Kansas Wesleyan W, 10-0  
 Bellevue W, 18-1  
 Bellevue L, 7-8  
 Bethany W, 14-1  
 Bethany W, 16-0  
 St. Mary of Plains W, 9-1  
 St. Mary of Plains W, 12-2  
 \*Fort Hays State L, 5-6  
 \*Fort Hays State W, 4-3  
 \*Washburn W, 15-6  
 \*Washburn W, 14-5  
 Kansas State L, 5-7  
 Benedictine W, 6-0  
 Benedictine W, 10-0  
 \*Missouri Western W, 11-10  
 \*Missouri Western W, 11-0  
 Oklahoma City W, 6-0  
 Oklahoma City W, 9-4  
 Marymount W, 10-0  
 Marymount W, 12-0  
 Kansas L, 4-18  
 \*Washburn W, 9-0  
 \*Washburn L, 4-6  
 Baker W, 7-4  
 Baker W, 9-2  
 \*Fort Hays State L, 0-4

\*Fort Hays State L, 4-11  
 Kansas L, 4-10  
 Kansas L, 2-3  
 Benedictine W, 11-2  
 Benedictine W, 14-1  
 \*Missouri Western W, 15-1  
 \*Missouri Western L, 6-7  
 >Fort Hays State W, 10-6  
 >Fort Hays State W, 9-1  
 <Washburn L, 4-8  
 <Tabor W, 10-0  
 <Newman W, 11-1  
 <Washburn W, 9-7  
 <Washburn W, 9-0  
 +Mayville State W, 7-6  
 +Oklahoma Baptist L, 6-20  
 +Mayville State W, 6-4  
 +Oklahoma Baptist L, 1-6

## 1990 (not available)

## 1991 (41-17)

at SW Oklahoma St. W, 15-6  
 at SW Oklahoma St. L, 2-4  
 at SW Oklahoma St. L, 2-9  
 at Wichita State L, 5-23  
 Kansas Wesleyan W, 18-0  
 Kansas Wesleyan W, 12-2  
 Tabor W, 14-3  
 Tabor W, 3-0  
 at Central Oklahoma W, 13-9  
 at Central Oklahoma W, 10-5  
 vs. Bellevue (Tx) L, 3-8  
 vs. SW Texas St .L, 2-3  
 vs. St. Edwards W, 9-6  
 vs. SW Oklahoma W, 9-3  
 vs. Concordia W, 3-1  
 at Texas L, 2-11  
 at Texas Christian L, 10-11  
 vs. Oklahoma Baptist L  
 Graceland W, 7-1  
 Graceland W, 8-2  
 at Kansas L, 9-10  
 Pittsburg State W, 15-5  
 Pittsburg State W, 10-6  
 at Benedictine W, 14-2  
 at Benedictine W, 10-0  
 at Washburn L, 3-11  
 at Washburn W, 5-4  
 Central Missouri W, 11-4  
 Central Missouri W, 10-5  
 Friends W, 14-0  
 Friends W, 10-1  
 Missouri Western W, 5-1  
 Missouri Western W, 2-0  
 Ottawa W, 18-8  
 Ottawa W, 5-4  
 Benedictine L, 1-4  
 Benedictine W, 14-2  
 Washburn L, 4-13  
 Washburn W, 17-3  
 Fort Hays State W, 13-0  
 Fort Hays State W, 5-0  
 at Central Missouri L, 4-8  
 at Central Missouri L, 0-4  
 at Kansas L, 0-22  
 at Newman W, 5-0  
 at Newman W, 7-1  
 Baker L, 3-4  
 Baker W, 6-1  
 Avila W, 3-0  
 Avila W, 13-3  
 at Kansas State W, 13-8  
 at Fort Hays State W, 21-6  
 at Fort Hays State W, 10-0  
 <vs. St. Mary of Plains W, 17-1  
 <vs. Baker W, 9-7  
 <vs. Newman W, 9-2

<vs. Newman W, 9-7  
 +vs. Oral Roberts L, 9-12  
 +vs. Bellevue (Neb) L, 0-4

## 1992 (37-13)

Feb. 29 SW Oklahoma St. W, 10-6  
 Feb. 29 SW Oklahoma St. W, 11-7  
 Mar. 01 SW Oklahoma St. W, 11-3  
 Mar. 03 Ottawa W, 8-4  
 Mar. 03 Ottawa W, 11-1  
 Mar. 07 Kansas Wesleyan W, 14-4  
 Mar. 07 Kansas Wesleyan W, 10-0  
 Mar. 10 Central Oklahoma W, 5-1  
 Mar. 10 Central Oklahoma W, 11-1  
 Mar. 12 Sterling W, 11-1  
 Mar. 12 Sterling W, 8-0  
 Mar. 13 Cameron L, 5-10  
 Mar. 14 Cameron W, 13-9  
 Mar. 14 Cameron W, 9-3  
 Mar. 15 Fort Hays State W, 2-1  
 Mar. 15 Fort Hays State W, 13-4  
 Mar. 21 Northeast Missouri W, 10-4  
 Mar. 21 Northeast Missouri W, 8-2  
 Mar. 22 Northeast Missouri W, 11-3  
 Apr. 02 Baker University L, 1-11  
 Apr. 02 Baker University W, 4-3  
 Apr. 05 \*Central Missouri L, 7-12  
 Apr. 04 \*Central Missouri L, 2-16  
 Apr. 05 \*Central Missouri L, 9-17  
 Apr. 07 Newman W, 7-4  
 Apr. 07 Newman L, 3-4  
 Apr. 09 Graceland W, 10-0  
 Apr. 09 Graceland W, 8-1  
 Apr. 11 \*Missouri Western L, 3-9  
 Apr. 11 \*Missouri Western L, 5-7  
 Apr. 12 \*Missouri Western W, 10-7  
 Apr. 21 Tabor W, 9-3  
 Apr. 21 Tabor W, 11-1  
 Apr. 23 Benedictine W, 3-0  
 Apr. 23 Benedictine W, 12-2  
 Apr. 25 Fort Hays State L, 12-21  
 Apr. 25 Fort Hays State L, 6-13  
 Apr. 26 Bethany W, 10-0  
 Apr. 26 Bethany W, 24-4  
 Apr. 30 Benedictine W, 10-4  
 Apr. 30 Benedictine W, 18-1  
 May 01 Friends W, 11-6  
 May 01 Friends W, 7-6  
 May 03 St. Mary of Plains W, 8-3  
 May 03 St. Mary of Plains W, 16-2  
 May 07 Benedictine L, 8-9  
 May 07 St. Mary of Plains W, 19-6  
 May 08 Benedictine W, 15-6  
 May 08 Newman L, 3-4

## 1993 (14-15)

Feb. 27 at SW Oklahoma St. L, 0-8  
 Feb. 27 at SW Oklahoma St. L, 3-4  
 Mar. 03 at Wichita State L, 3-9  
 Mar. 08 at Kansas State L, 6-21  
 Mar. 12 \*Missouri-St. Louis W, 5-4  
 Mar. 20 \*NW Missouri State W, 9-5  
 Mar. 20 \*NW Missouri State W, 14-11  
 Mar. 22 Texas L, 1-15  
 Mar. 23 Texas L, 2-12  
 Mar. 24 Oklahoma L, 8-11  
 Mar. 27 \*at Missouri Western W, 8-6  
 Mar. 27 \*at Missouri Western L, 3-7  
 Mar. 28 \*at Missouri Western W, 6-2  
 Mar. 29 \*Pittsburg State W, 9-8  
 Apr. 06 \*at Central Missouri L, 2-6  
 Apr. 06 \*at Central Missouri L, 3-13  
 Apr. 09 \*Washburn W, 14-8  
 Apr. 10 \*Washburn W, 7-4  
 Apr. 10 \*Washburn W, 6-5  
 Apr. 17 \*Northeast Missouri L, 4-13  
 Apr. 17 \*Northeast Missouri L, 11-14  
 Apr. 18 \*Northeast Missouri W, 17-7



# YEAR BY YEAR



Apr. 23 \*at Missouri-St. Louis W, 17-5  
 Apr. 24 \*at Central Missouri W, 7-6  
 Apr. 26 \*at Missouri-St. Louis L, 1-2  
 Apr. 26 \*at Missouri-St. Louis W, 5-3  
 May 20 Mesa State W, 7-5  
 May 21 Missouri-St. Louis L, 5-15  
 May 21 Missouri-St. Louis L, 6-15

## 1994 (22-21)

Feb. 26 at SW Oklahoma St. W, 2-0  
 Feb. 26 at SW Oklahoma St. L, 6-7  
 Feb. 27 at SW Oklahoma St. L, 8-18  
 Mar. 02 Tabor W, 10-3  
 Mar. 02 Tabor W, 14-4  
 Mar. 05 Rockhurst W, 16-6  
 Mar. 05 Rockhurst W, 6-5  
 Mar. 11 at Fort Hays State L, 2-3 (10)  
 Mar. 11 vs. Morningside W, 10-4  
 Mar. 12 vs. Wayne State (Neb.) W, 17-7  
 Mar. 12 vs. Colorado Mines W, 14-1  
 Mar. 13 vs. Wayne State (Neb.) W, 11-10  
 Mar. 15 at Kansas L, 5-15  
 Mar. 16 at Oklahoma L, 3-12  
 Mar. 19 \*Northeast Missouri L, 12-14  
 Mar. 19 \*Northeast Missouri W, 11-2  
 Mar. 20 \*Northeast Missouri W, 10-5  
 Mar. 20 \*Northeast Missouri L, 3-4  
 Mar. 22 vs. NE Oklahoma St. L, 22-27  
 Mar. 22 vs. Nebraska-Omaha L, 7-8  
 Mar. 23 vs. Minnesota-Morris W, 15-0  
 Mar. 23 vs. Nebraska-Omaha L, 1-10  
 Mar. 25 Kansas Wesleyan W, 10-0  
 Mar. 25 Kansas Wesleyan W, 5-0  
 Mar. 26 \*at Washburn W, 13-6  
 Mar. 26 \*at Washburn L, 1-2  
 Mar. 27 \*at Washburn L, 6-7  
 Mar. 27 \*at Washburn W, 10-8  
 Mar. 29 \*Pittsburg State L, 4-14  
 Mar. 29 \*Pittsburg State W, 10-9  
 Apr. 01 \*Central Missouri L, 12-14  
 Apr. 01 \*Central Missouri L, 4-12  
 Apr. 02 \*Central Missouri L, 8-11  
 Apr. 13 \*Missouri Western W, 15-9  
 Apr. 13 \*Missouri Western W, 15-7  
 Apr. 14 at Wichita State L, 3-16  
 Apr. 16 \*at NW Missouri State L, 11-21  
 Apr. 16 \*at NW Missouri State W, 18-6  
 Apr. 17 \*at NW Missouri State W, 5-3  
 Apr. 17 \*at NW Missouri State L, 4-7  
 Apr. 19 at Kansas Wesleyan W, 7-2  
 Apr. 23 #Pittsburg State L, 6-7  
 Apr. 23 #Pittsburg State L, 7-8

## 1995 (19-17)

Feb. 23 at Oklahoma L, 1-8  
 Feb. 25 SW Oklahoma St. W, 12-2  
 Feb. 25 SW Oklahoma St. W, 5-4  
 Feb. 26 Peru State W, 11-5  
 Feb. 26 Peru State W, 12-2  
 Mar. 10 Ottawa W, 11-2  
 Mar. 10 Ottawa W, 4-3  
 Mar. 11 Kansas Wesleyan W, 10-4  
 Mar. 11 Kansas Wesleyan W, 16-2  
 Mar. 14 at Rockhurst W, 11-6  
 Mar. 14 at Rockhurst L, 1-2  
 Mar. 18 \*Washburn W, 7-5  
 Mar. 18 \*Washburn W, 3-2  
 Mar. 19 \*Washburn W, 11-4  
 Mar. 19 \*Washburn L, 1-8  
 Mar. 21 at Kansas W, 7-5  
 Mar. 25 \*at Central Missouri L, 3-6  
 Mar. 25 \*at Central Missouri L, 1-5  
 Mar. 26 \*at Central Missouri L, 0-11  
 Mar. 26 \*at Central Missouri L, 3-6  
 Mar. 30 Tabor W, 7-5  
 Apr. 01 \*at Missouri Western L, 0-6  
 Apr. 01 \*at Missouri Western L, 5-6  
 Apr. 02 \*at Missouri Western W, 8-4

Apr. 02 \*at Missouri Western L, 13-15  
 Apr. 04 \*Pittsburg State W, 6-2  
 Apr. 04 \*Pittsburg State L, 4-5  
 Apr. 08 \*NW Missouri State L, 9-10  
 Apr. 08 \*NW Missouri State L, 12-13  
 Apr. 09 \*NW Missouri State L, 1-2  
 Apr. 09 \*NW Missouri State L, 5-7  
 Apr. 11 at Wichita State L, 2-15  
 Apr. 14 \*at Northeast Missouri W, 6-3  
 Apr. 14 \*at Northeast Missouri L, 1-2  
 Apr. 15 \*at Northeast Missouri W, 8-5  
 Apr. 15 \*at Northeast Missouri W, 2-1

## 1996 (31-15)

Feb. 11 at Oklahoma L, 0-3  
 Feb. 24 at Central Oklahoma W, 17-2  
 Feb. 24 at Central Oklahoma W, 9-5  
 Mar. 02 Tabor W, 5-4  
 Mar. 02 Tabor W, 7-6  
 Mar. 11 Benedictine W, 8-5  
 Mar. 11 Benedictine W, 16-4  
 Mar. 16 Kansas Wesleyan W, 6-4  
 Mar. 16 Kansas Wesleyan W, 11-0  
 Mar. 17 Southwest Baptist W, 12-5  
 Mar. 17 Southwest Baptist W, 8-4  
 Mar. 23 \*Central Missouri L, 7-24  
 Mar. 23 \*Central Missouri W, 13-8  
 Mar. 24 \*Central Missouri W, 5-1  
 Mar. 27 Nebraska-Kearney L, 2-3  
 Mar. 27 Nebraska-Kearney L, 2-5  
 Mar. 31 \*Missouri Western L, 3-5  
 Mar. 31 \*Missouri Western W, 1-0  
 Apr. 01 \*Missouri Western W, 6-4  
 Apr. 01 \*Missouri Western L, 7-14  
 Apr. 03 at Wichita State L, 11-13  
 Apr. 04 Rockhurst L, 3-5  
 Apr. 05 \*at NW Missouri State L, 1-5  
 Apr. 05 \*at NW Missouri State W, 5-0  
 Apr. 06 \*at NW Missouri State L, 7-9  
 Apr. 06 \*at NW Missouri State W, 5-4  
 Apr. 09 Ottawa W, 7-5  
 Apr. 09 Ottawa W, 11-10  
 Apr. 11 Baker W, 14-4  
 Apr. 11 Baker W, 8-1  
 Apr. 13 \*Northeast Missouri W, 4-1  
 Apr. 13 \*Northeast Missouri W, 13-0  
 Apr. 14 \*Northeast Missouri W, 18-4  
 Apr. 14 \*Northeast Missouri L, 3-7  
 Apr. 17 \*Missouri Southern W, 10-2  
 Apr. 17 \*Missouri Southern L, 3-20  
 Apr. 20 \*at Washburn W, 9-6  
 Apr. 20 \*at Washburn W, 13-1  
 Apr. 21 \*at Washburn W, 6-3  
 Apr. 21 \*at Washburn L, 7-9  
 Apr. 26 #Pittsburg State W, 5-4  
 Apr. 26 #Missouri-St. Louis W, 4-1  
 Apr. 27 #Missouri-St. Louis L, 5-16  
 Apr. 30 at Kansas W, 24-10  
 May 03 #Missouri-St. Louis W, 8-1  
 May 03 #Central Missouri L, 3-7

## 1997 (22-15)

Feb. 18 at Oklahoma L, 6-18  
 Mar. 01 Nebraska-Kearney W, 13-3  
 Mar. 02 Nebraska-Kearney L, 8-9  
 Mar. 02 Nebraska-Kearney W, 13-5  
 Mar. 05 Tabor W, 14-0  
 Mar. 05 Tabor W, 11-7  
 Mar. 06 Ottawa W, 17-4  
 Mar. 06 Ottawa W, 20-11  
 Mar. 08 Kansas Wesleyan L, 9-10  
 Mar. 08 Kansas Wesleyan W, 6-5  
 Mar. 11 vs. Morningside L, 2-6  
 Mar. 11 vs. Morningside W, 10-7  
 Mar. 12 \*at Pittsburg State L, 6-7  
 Mar. 12 \*at Pittsburg State L, 6-13  
 Mar. 16 at Nebraska-Kearney W, 17-9  
 Mar. 16 at Nebraska-Kearney L, 3-7

Mar. 18 \*Missouri Southern W, 15-3  
 Mar. 22 \*at Missouri Western W, 7-3  
 Mar. 22 \*at Missouri Western W, 9-8  
 Mar. 23 \*at Missouri Western W, 13-8  
 Mar. 26 \*at Lincoln W, 6-3  
 Mar. 27 \*at Lincoln W, 9-7  
 Mar. 28 \*NW Missouri State W, 15-12  
 Mar. 28 \*NW Missouri State W, 15-2  
 Mar. 29 \*NW Missouri State L, 8-17  
 Apr. 09 \*Missouri-Rolla W, 4-3  
 Apr. 09 \*Missouri-Rolla L, 1-2  
 Apr. 13 \*Washburn W, 5-4  
 Apr. 13 \*Washburn W, 10-6  
 Apr. 15 \*Southwest Baptist L, 3-7  
 Apr. 15 \*Southwest Baptist W, 9-5  
 Apr. 19 \*at Central Missouri L, 0-4  
 Apr. 19 \*at Central Missouri L, 8-15  
 Apr. 20 \*at Central Missouri L, 8-9  
 Apr. 25 #Missouri-Rolla W, 9-2  
 Apr. 25 #at Pittsburg State L, 5-6  
 Apr. 26 #at Missouri-Rolla L, 2-4

## 1998 (21-19)

Feb. 17 at Oklahoma L, 0-19  
 Feb. 21 at SW Oklahoma W, 12-11  
 Feb. 21 at SW Oklahoma L, 5-6  
 Feb. 24 Tabor L, 6-7  
 Feb. 24 Tabor W, 18-0  
 Mar. 03 Fort Hays State L, 9-12  
 Mar. 03 Fort Hays State W, 13-11  
 Mar. 24 \*at Missouri Southern W, 10-8  
 Mar. 24 \*at Missouri Southern W, 8-1  
 Mar. 25 at Oral Roberts L, 9-13  
 Mar. 26 \*Lincoln W, 12-8  
 Mar. 26 \*Lincoln W, 13-12  
 Mar. 28 \*at NW Missouri State W, 18-6  
 Mar. 28 \*at NW Missouri State L, 1-3  
 Mar. 29 \*at NW Missouri State L, 5-7  
 Mar. 31 at Fort Hays State L, 9-10  
 Mar. 31 at Fort Hays State L, 4-5  
 Apr. 04 \*Truman State W, 8-2  
 Apr. 04 \*Truman State W, 8-2  
 Apr. 05 \*Truman State W, 12-6  
 Apr. 07 \*Missouri-Rolla W, 14-11  
 Apr. 07 \*Missouri-Rolla W, 8-7  
 Apr. 10 at Washburn W, 11-3  
 Apr. 11 \*at Washburn W, 3-2  
 Apr. 11 \*at Washburn L, 2-8  
 Apr. 15 \*at Southwest Baptist W, 9-4  
 Apr. 15 \*at Southwest Baptist L, 6-16  
 Apr. 18 \*Central Missouri L, 8-10  
 Apr. 18 \*Central Missouri L, 8-19  
 Apr. 19 \*Central Missouri L, 6-24  
 Apr. 22 \*Pittsburg State L, 5-9  
 Apr. 22 \*Pittsburg State L, 1-8  
 Apr. 25 \*Missouri Western W, 14-4  
 Apr. 25 \*Missouri Western L, 10-11  
 Apr. 26 \*Missouri Western W, 11-8  
 May 02 #Missouri Southern W, 6-2  
 May 02 #Missouri Southern W, 9-4  
 May 08 #vs. Washburn W, 7-6  
 May 09 #Central Missouri L, 3-19  
 May 09 #vs. Lincoln L, 10-11

## 1999 (18-28)

Feb. 07 at Oklahoma L, 3-10  
 Feb. 17 at Dallas Baptist W, 9-6  
 Feb. 17 at Dallas Baptist L, 14-15  
 Feb. 18 at Dallas Baptist L, 1-11  
 Feb. 27 Ottawa W, 16-11  
 Feb. 27 Ottawa W, 17-16  
 Mar. 02 Kansas Wesleyan W, 8-7  
 Mar. 04 Fort Hays State L, 5-8  
 Mar. 04 Fort Hays State L, 4-18  
 Mar. 06 Tabor W, 23-1  
 Mar. 16 Fort Hays State L, 10-12  
 Mar. 16 Fort Hays State L, 7-12  
 Mar. 17 Nebraska-Kearney L, 12-23

Mar. 17 Nebraska-Kearney L, 4-5  
 Mar. 20 \*at Lincoln L, 3-6  
 Mar. 20 \*at Lincoln L, 10-11  
 Mar. 21 \*at Lincoln L, 7-8  
 Mar. 24 \*at Truman State W, 17-9  
 Mar. 24 \*at Truman State L, 5-14  
 Mar. 25 Minnesota-Morris W, 10-0  
 Mar. 25 Minnesota-Morris W, 14-10  
 Mar. 26 Minnesota-Morris W, 15-3  
 Mar. 26 North Dakota L, 2-5  
 Mar. 27 North Dakota L, 1-7  
 Mar. 27 North Dakota L, 9-14  
 Mar. 28 at Rockhurst L, 1-9  
 Mar. 28 at Rockhurst L, 5-6  
 Mar. 31 \*Washburn W, 9-7  
 Mar. 31 \*Washburn L, 10-11  
 Apr. 02 \*at Missouri-Rolla W, 9-7  
 Apr. 02 \*at Missouri-Rolla W, 7-0  
 Apr. 03 \*at Missouri-Rolla L, 3-10  
 Apr. 07 \*at Central Missouri L, 3-10  
 Apr. 07 \*at Central Missouri L, 3-4  
 Apr. 09 \*Southwest Baptist L, 5-13  
 Apr. 10 \*Southwest Baptist W, 12-9  
 Apr. 10 \*Southwest Baptist W, 17-11  
 Apr. 17 \*at Pittsburg State L, 5-11  
 Apr. 17 \*at Pittsburg State W, 6-4  
 Apr. 18 \*at Pittsburg State L, 5-9  
 Apr. 21 \*NW Missouri State W, 12-10  
 Apr. 21 \*NW Missouri State W, 7-4  
 Apr. 24 \*Missouri Southern W, 8-3  
 Apr. 24 \*Missouri Southern L, 2-6  
 May 01 #at Lincoln L, 2-8  
 May 01 #at Lincoln L, 6-7

## 2000 (15-31-1)

Feb. 26 Nebraska-Kearney L, 5-14  
 Feb. 26 Nebraska-Kearney L, 3-16  
 Feb. 27 Nebraska-Kearney L, 14-17  
 Mar. 01 at Rockhurst L, 0-6  
 Mar. 01 at Rockhurst L, 5-12  
 Mar. 04 at Nebraska-Kearney W, 20-16  
 Mar. 04 at Nebraska-Kearney W, 11-3  
 Mar. 05 at Nebraska-Kearney L, 9-10  
 Mar. 11 vs. Regis L, 2-3  
 Mar. 11 at Fort Hays State L, 6-9  
 Mar. 12 vs. Okla. Panhandle St. W, 18-6  
 Mar. 12 vs. Ottawa University W, 11-0  
 Mar. 18 Nebraska-Omaha T, 4-4  
 Mar. 22 \*Missouri Western L, 1-5  
 Mar. 22 \*Missouri Western W, 11-1  
 Mar. 25 \*Truman State L, 2-3  
 Mar. 25 \*Truman State W, 11-1  
 Mar. 26 \*NW Missouri State W, 12-5  
 Mar. 26 \*NW Missouri State W, 14-4  
 Mar. 29 \*at Truman State W, 11-2  
 Mar. 29 \*at Truman State W, 10-8  
 Apr. 01 \*at Washburn L, 6-7  
 Apr. 01 \*at Washburn L, 9-15  
 Apr. 02 Kansas Wesleyan L, 8-10  
 Apr. 05 \*at NW Missouri State L, 8-11  
 Apr. 05 \*at NW Missouri State L, 11-13  
 Apr. 08 \*at Central Missouri L, 1-9  
 Apr. 08 \*at Central Missouri L, 8-20  
 Apr. 09 \*at Central Missouri L, 7-13  
 Apr. 12 \*at Missouri Western W, 6-0  
 Apr. 12 \*at Missouri Western W, 2-0  
 Apr. 15 \*Missouri-Rolla L, 12-15  
 Apr. 15 \*Missouri-Rolla W, 10-2  
 Apr. 16 \*Missouri-Rolla L, 10-17  
 Apr. 19 \*Washburn L, 13-14  
 Apr. 19 \*Washburn L, 13-14  
 Apr. 21 \*Pittsburg State W, 13-9  
 Apr. 21 \*Pittsburg State L, 9-17  
 Apr. 22 \*Pittsburg State W, 14-11  
 Apr. 24 Rockhurst L, 1-10  
 Apr. 24 Rockhurst L, 3-4  
 Apr. 26 Fort Hays State L, 4-14



# YEAR BY YEAR



Apr. 29 \*at Missouri Southern L, 17-18  
 Apr. 29 \*at Missouri Southern L, 2-9  
 Apr. 30 \*at Missouri Southern L, 7-13  
 May 05 \*at Southwest Baptist L, 8-13  
 May 07 \*at Southwest Baptist L, 3-4

## 2001 (25-21)

Feb. 18 at SW Oklahoma W, 11-6  
 Feb. 18 at SW Oklahoma W, 11-2  
 Mar. 03 at Central Oklahoma L, 4-8  
 Mar. 04 at Central Oklahoma W, 19-10  
 Mar. 04 at Central Oklahoma L, 4-8  
 Mar. 07 at Fort Hays State L, 1-8  
 Mar. 07 at Fort Hays State W, 8-4  
 Mar. 09 SW Oklahoma L, 2-3  
 Mar. 09 Okla. Panhandle St. W, 9-0  
 Mar. 10 SW Oklahoma L, 7-13  
 Mar. 10 Okla. Panhandle St. W, 14-2  
 Mar. 13 at Rockhurst L, 3-14  
 Mar. 13 at Rockhurst W, 7-6  
 Mar. 21 \*Missouri Western W, 14-6  
 Mar. 21 \*Missouri Western L, 3-4  
 Mar. 25 \*NW Missouri State W, 12-6  
 Mar. 25 \*NW Missouri State W, 8-2  
 Mar. 28 \*Truman State W, 8-5  
 Mar. 28 \*Truman State W, 17-6  
 Mar. 30 \*Washburn L, 2-3  
 Mar. 30 \*Washburn W, 3-1  
 Apr. 01 Bemidji State W, 5-4  
 Apr. 01 Bemidji State W, 6-5  
 Apr. 04 \*at NW Missouri State L, 1-2  
 Apr. 04 \*at NW Missouri State L, 2-6  
 Apr. 07 \*Central Missouri W, 14-11  
 Apr. 07 \*Central Missouri L, 2-8  
 Apr. 08 \*Central Missouri L, 7-13  
 Apr. 13 \*at Missouri-Rolla W, 9-4  
 Apr. 13 \*at Missouri-Rolla W, 5-2  
 Apr. 14 \*at Missouri-Rolla L, 2-3  
 Apr. 16 \*at Missouri Western W, 7-5  
 Apr. 16 \*at Missouri Western W, 11-8  
 Apr. 18 \*at Washburn W, 3-1  
 Apr. 18 \*at Washburn L, 2-3  
 Apr. 21 \*at Pittsburg State L, 9-19  
 Apr. 21 \*at Pittsburg State L, 6-7  
 Apr. 22 \*at Pittsburg State W, 7-3  
 Apr. 28 \*Missouri Southern L, 6-9  
 Apr. 28 \*Missouri Southern L, 18-19  
 Apr. 29 \*Missouri Southern L, 1-16  
 Apr. 29 \*Southwest Baptist W, 7-3  
 May 05 \*Southwest Baptist W, 11-7  
 May 05 \*Southwest Baptist W, 10-1  
 May 11 #at Central Missouri L, 1-10  
 May 12 #vs. Washburn L, 5-12

## 2002 (27-23)

Feb. 16 at SW Oklahoma W, 3-2  
 Feb. 16 at SW Oklahoma W, 3-1  
 Feb. 17 at SW Oklahoma L, 13-18  
 Feb. 22 North Dakota State L, 5-8  
 Feb. 22 Nebraska-Kearney W, 8-4  
 Feb. 23 Nebraska-Kearney W, 5-2  
 Feb. 23 North Dakota State L, 3-4  
 Mar. 07 at Fort Hays State L, 4-8  
 Mar. 07 at Fort Hays State L, 6-12  
 Mar. 08 Newman W, 4-2  
 Mar. 08 Newman W, 7-1  
 Mar. 10 Graceland W, 12-5  
 Mar. 10 Graceland W, 18-2  
 Mar. 12 Rockhurst W, 9-3  
 Mar. 12 Rockhurst W, 3-0  
 Mar. 15 vs. Lincoln (Mo.) L, 0-13  
 Mar. 16vs. Minnesota-Crookston W, 7-3  
 Mar. 17 vs. Winona State L, 8-16  
 Mar. 20 \*Missouri Western W, 15-3  
 Mar. 20 \*Missouri Western L, 2-3  
 Mar. 23 \*Truman State W, 8-2  
 Mar. 23 \*Truman State L, 6-7  
 Mar. 24 \*NW Missouri State L, 0-3

Mar. 24 \*NW Missouri State L, 0-10  
 Mar. 29 \*at Washburn W, 8-1  
 Mar. 29 \*at Washburn W, 13-3  
 Apr. 04 \*at NW Missouri State W, 7-1  
 Apr. 04 \*at NW Missouri State L, 7-8  
 Apr. 05 \*at Central Missouri L, 2-11  
 Apr. 06 \*at Central Missouri L, 8-9  
 Apr. 06 \*at Central Missouri L, 2-5  
 Apr. 10 \*at Missouri Western W, 2-0  
 Apr. 10 \*at Missouri Western W, 10-5  
 Apr. 13 \*Missouri-Rolla W, 13-3  
 Apr. 13 \*Missouri-Rolla W, 5-2  
 Apr. 14 \*Missouri-Rolla W, 18-6  
 Apr. 17 \*Washburn W, 10-5  
 Apr. 17 \*Washburn L, 3-4  
 Apr. 21 \*Pittsburg State L, 9-10  
 Apr. 22 \*Pittsburg State W, 4-2  
 Apr. 22 \*Pittsburg State L, 3-5  
 Apr. 24 Fort Hays State L, 4-12  
 Apr. 28 \*at Missouri Southern L, 3-7  
 Apr. 28 \*at Missouri Southern L, 2-3  
 Apr. 29 \*at Missouri Southern L, 2-9  
 Apr. 30 \*at Truman State L, 6-7  
 Apr. 30 \*at Truman State W, 19-5  
 May 03 \*at Southwest Baptist W, 7-0  
 May 04 \*at Southwest Baptist W, 10-3  
 May 04 \*at Southwest Baptist W, 10-6

## 2003 (25-21)

Feb. 19 Rockhurst L, 4-5  
 Feb. 19 Rockhurst L, 3-7  
 Feb. 20 Rockhurst L, 7-12  
 Feb. 20 Rockhurst L, 8-19  
 Mar. 07 North Dakota State L, 1-9  
 Mar. 07 North Dakota W, 3-2  
 Mar. 08 North Dakota State L, 1-5  
 Mar. 11 at Central Oklahoma L, 2-4  
 Mar. 12 at Central Oklahoma L, 8-9  
 Mar. 12 at Central Oklahoma L, 9-14  
 Mar. 14 vs. South Dakota State W, 13-9  
 Mar. 15 vs. Northeastern State W, 8-5  
 Mar. 16 vs. Minnesota-Crookston W, 6-4 9  
 Mar. 21 \*at Missouri Western W, 7-5  
 Mar. 21 \*at Missouri Western L, 4-12  
 Mar. 22 \*at Truman State W, 13-4  
 Mar. 22 \*at Truman State W, 2-1  
 Mar. 23 \*at NW Missouri State L, 5-12  
 Mar. 23 \*at NW Missouri State L, 1-4  
 Mar. 26 \*Truman State W, 16-7  
 Mar. 26 \*Truman State W, 11-10  
 Mar. 29 \*Washburn W, 8-1  
 Mar. 29 \*Washburn W, 7-4  
 Apr. 02 \*NW Missouri State W, 16-14  
 Apr. 02 \*NW Missouri State L, 7-22  
 Apr. 04 #6 Central Missouri L, 1-3  
 Apr. 05 #6 Central Missouri L, 1-16  
 Apr. 05 #6 Central Missouri L, 2-7  
 Apr. 09 \*Missouri Western W, 3-1  
 Apr. 09 \*Missouri Western L, 5-6  
 Apr. 12 \*at Missouri-Rolla L, 6-10  
 Apr. 12 \*at Missouri-Rolla W, 13-11  
 Apr. 13 \*at Missouri-Rolla W, 7-3  
 Apr. 15 \*at Washburn W, 9-3  
 Apr. 15 \*at Washburn W, 11-2  
 Apr. 18 \*at Pittsburg State L, 12-13  
 Apr. 26 \*Missouri Southern W, 7-6  
 Apr. 26 \*Missouri Southern W, 10-9  
 Apr. 27 \*Missouri Southern W, 12-2  
 May 02 \*Southwest Baptist W, 5-2  
 May 03 \*Southwest Baptist W, 13-7  
 May 03 \*Southwest Baptist W, 8-2  
 May 05 \*at Pittsburg State L, 5-15  
 May 05 \*at Pittsburg State W, 4-3  
 May 09#vs. NW Missouri State W, 9-3  
 May 11 #vs. Central Missouri L, 0-5

## 2004 (36-22)

Feb. 17 at Central Oklahoma W, 7-1

Feb. 18 at Central Oklahoma W, 5-4  
 Feb. 18 at Central Oklahoma L, 8-18  
 Feb. 21 Kansas Wesleyan W, 8-7  
 Feb. 22 Rockhurst W, 12-4  
 Feb. 22 Rockhurst W, 4-2  
 Feb. 25 at Fort Hays State L, 3-5  
 Feb. 25 at Fort Hays State L, 3-7  
 Feb. 27 North Dakota W, 5-0  
 Feb. 27 North Dakota W, 13-10  
 Feb. 28 North Dakota W, 9-2  
 Feb. 28 Nebraska-Kearney L, 0-1  
 Mar. 06 North Dakota State W, 18-12  
 Mar. 06 North Dakota State L, 4-5  
 Mar. 07 North Dakota State W, 9-3  
 Mar. 07 North Dakota State W, 8-3  
 Mar. 10 Central Oklahoma L, 8-12  
 Mar. 10 Central Oklahoma W, 4-3  
 Mar. 14 vs. Waldorf W, 13-1  
 Mar. 14 vs. Northern State W, 7-5  
 Mar. 17\*#15 Missouri Western L, 2-6  
 Mar. 17\*#15 Missouri Western W, 10-6  
 Mar. 20 \*Truman State W, 5-1  
 Mar. 20 \*Truman State W, 11-6  
 Mar. 21 \*NW Missouri State L, 1-3  
 Mar. 21 \*NW Missouri State W, 5-4  
 Mar. 23 \*at Truman State L, 1-6  
 Mar. 23 \*at Truman State W, 9-6  
 Mar. 29 \*at Washburn W, 9-5  
 Mar. 29 \*at Washburn L, 2-7  
 Mar. 30 \*at NW Missouri State W, 8-5  
 Mar. 30 \*at NW Missouri State W, 5-4  
 Apr. 02 \*at Central Missouri L, 5-9  
 Apr. 03 \*at Central Missouri W, 6-5  
 Apr. 03 \*at Central Missouri L, 2-16  
 Apr. 06 \*at Missouri Western W, 8-7  
 Apr. 06 \*at Missouri Western L, 2-4  
 Apr. 10 \*Missouri-Rolla L, 6-7  
 Apr. 10 \*Missouri-Rolla W, 9-7  
 Apr. 11 \*Missouri-Rolla W, 7-3  
 Apr. 13 \*Washburn W, 8-6  
 Apr. 13 \*Washburn W, 11-4  
 Apr. 17 \*Pittsburg State L, 7-8  
 Apr. 17 \*Pittsburg State W, 7-6  
 Apr. 18 \*Pittsburg State L, 6-17  
 Apr. 21 Kansas Wesleyan W, 6-4  
 Apr. 25 \*at Missouri Southern W, 8-7  
 Apr. 25 \*at Missouri Southern W, 9-4  
 Apr. 27 at Rockhurst W, 14-6  
 Apr. 27 at Rockhurst W, 12-1  
 Apr. 30 \*at Southwest Baptist L, 3-8  
 Apr. 30 \*at Southwest Baptist W, 18-5  
 May 03 \*at #12 Wichita State L, 3-17  
 May 07#vs. NW Missouri State L, 7-9  
 May 07 #vs. Pittsburg State L, 11-14  
 May 14 \$vs. Wayne State (Neb.) L, 3-14  
 May 15 \$vs. North Dakota W, 5-3  
 May 15 \$vs. Wayne State (Neb.) L, 0-5

## 2005 (41-20)

Feb. 15 at Central Oklahoma L, 1-2  
 Feb. 19 at Okla. Panhandle St. W, 3-1  
 Feb. 19 at Okla. Panhandle St. W, 10-0  
 Feb. 20 at Okla. Panhandle St. W, 4-0  
 Feb. 25 North Dakota W, 9-1  
 Feb. 25 North Dakota W, 9-5  
 Feb. 26 Wayne State (Neb.) L, 2-6  
 Feb. 26 North Dakota L, 1-10  
 Feb. 27 North Dakota W, 7-2  
 Mar. 02 Ft. Hays State W, 15-4  
 Mar. 02 Ft. Hays State W, 9-8  
 Mar. 05 Bemidji State W, 20-1  
 Mar. 05 Bemidji State W, 9-5  
 Mar. 06 Bemidji State W, 8-2  
 Mar. 06 Bemidji State W, 14-7  
 Mar. 10 Central Oklahoma L, 9-14  
 Mar. 11 vs. Bemidji State W, 15-4  
 Mar. 12 vs. Grand Valley St. W, 16-1  
 Mar. 13 at Central Missouri L, 0-2

Mar. 15 Rockhurst W, 10-5  
 Mar. 16 at Fort Hays State W, 2-1  
 Mar. 16 at Fort Hays State W, 6-1  
 Mar. 19 Nebraska-Omaha W, 7-5  
 Mar. 19 Nebraska-Omaha W, 10-3  
 Mar. 26 \*at NW Missouri State L, 0-3  
 Mar. 26 \*at NW Missouri State L, 0-11  
 Mar. 29 \*Truman State W, 27-2  
 Mar. 29 \*Truman State W, 9-2  
 Apr. 02 \*Washburn W, 6-2  
 Apr. 02 \*Washburn W, 4-3  
 Apr. 05 \*NW Missouri State L, 5-8  
 Apr. 08 \*Central Missouri L, 2-12  
 Apr. 09 \*Central Missouri L, 2-16  
 Apr. 09 \*Central Missouri L, 3-9  
 Apr. 12 \*Missouri Western W, 18-5  
 Apr. 12 \*Missouri Western W, 4-3  
 Apr. 15 \*at Missouri-Rolla W, 12-1  
 Apr. 16 \*at Missouri-Rolla W, 9-6  
 Apr. 16 \*at Missouri-Rolla W, 6-5  
 Apr. 19 \*at Washburn W, 5-3  
 Apr. 19 \*at Washburn W, 9-6  
 Apr. 23 \*at Pittsburg St. W, 6-1  
 Apr. 23 \*at Pittsburg St. W, 7-1  
 Apr. 24 \*at Pittsburg St. L, 3-10  
 Apr. 26 at Rockhurst W, 13-7  
 Apr. 29 \*Missouri Southern L, 4-9  
 Apr. 29 \*Missouri Southern W, 8-6  
 May 01 \*Missouri Southern W, 15-5  
 May 03 \*at Missouri Western L, 0-5  
 May 03 \*at Missouri Western L, 2-6  
 May 04 \*at Truman L, 2-6  
 May 04 \*at Truman W, 8-1  
 May 06 \*Southwest Baptist W, 12-2  
 May 07 Southwest Baptist W, 11-2  
 May 07 \*Southwest Baptist W, 17-4  
 May 13 #at Central Missouri L, 1-4  
 May 14 #vs. Missouri Western W, 9-8  
 May 14 #vs. Northwest Missouri W, 9-5  
 May 15#at #4 Central Missouri L, 2-12  
 May 19\$at #1 Central Missouri L, 0-8  
 May 20\$vs. Nebraska-Omaha L, 4-7

## 2006 (48-13)

Feb. 13 at Ft. Hays State W, 3-1  
 Feb. 13 at Ft. Hays State W, 14-10  
 Feb. 15 at Central Oklahoma W, 17-11  
 Feb. 24 North Dakota W, 12-3  
 Feb. 24 North Dakota W, 6-5  
 Feb. 25 Wayne State (Neb.) L, 5-8  
 Feb. 26 North Dakota W, 10-1  
 Mar. 1 Fort Hays State W, 5-4  
 Mar. 1 Fort Hays State L, 3-9  
 Mar. 5 Bemidji State W, 9-6  
 Mar. 5 Bemidji State W, 4-0  
 March 8 at Wichita State L, 3-5  
 Mar. 10 Northern State W, 11-8  
 Mar. 10 Northern State W, 15-4  
 Mar. 11 Northern State W, 5-1  
 Mar. 11 Northern State W, 12-1  
 Mar. 12 Nebraska-Omaha W, 6-5  
 Mar. 12 Nebraska-Omaha W, 6-5  
 Mar. 15 Central Oklahoma W, 15-10  
 Mar. 17 vs. Nebraska-Omaha L, 3-4  
 Mar. 18 vs. Bemidji State W, 8-2  
 Mar. 25 \*Truman State W, 11-6  
 Mar. 25 \*Truman State W, 7-2  
 Mar. 26 \*Northwest Missouri W, 13-2  
 Mar. 26 \*Northwest Missouri W, 12-11  
 Mar. 29 \*at Truman State W, 8-1  
 Mar. 29 \*at Truman State W, 14-4  
 Apr 1 \*at Washburn W, 5-2  
 Apr. 1 \*at Washburn W, 9-1  
 Apr. 5 \*at NW Missouri State W, 2-0  
 Apr. 5 \*at NW Missouri State W, 6-3  
 Apr. 7 \*at Central Missouri L, 1-7  
 Apr. 8 \*at Central Missouri L, 3-5  
 Apr. 8 \*at Central Missouri W, 4-3



# YEAR BY YEAR



Apr. 9 \*at Central Missouri L, 5-10  
 Apr. 11 \*at Missouri Western W, 10-5  
 Apr. 11 \*at Missouri Western W, 13-5  
 Apr. 15 Newman L, 13-14  
 Apr. 18 \*Washburn W, 14-1  
 Apr. 18 \*Washburn W, 8-0  
 Apr. 21 \*Pittsburg State W, 6-3  
 Apr. 22 \*Pittsburg State W, 3-2  
 Apr. 22 \*Pittsburg State L, 8-11  
 Apr. 23 \*Pittsburg State W, 10-3  
 May 1 \*Missouri Southern W, 6-1  
 May 1 \*Missouri Southern W, 12-0  
 May 2 \*Missouri Southern W, 13-4  
 May 2 \*Missouri Southern W, 11-3  
 May 5 \*at Southwest Baptist W, 7-4  
 May 5 \*at Southwest Baptist W, 11-1  
 May 6 \*at Southwest Baptist W, 8-1  
 May 12 \*vs. Washburn W, 8-7  
 May 13 #vs. Central Missouri W, 2-1  
 May 14 #vs. Central Missouri L, 5-6  
 May 14 #vs. Central Missouri L, 6-9  
 May 18 \$vs. Missouri Western W, 16-5  
 May 19 \$vs. Wayne State (Neb.) W, 8-1  
 May 20 \$vs. Minnesota Mankato W, 4-0  
 May 21 \$vs. Minnesota Mankato W, 9-6  
 May 28 !vs.#5 Chico State L, 1-2  
 May 30 !vs.#12 Franklin Pierce L, 0-4

## 2007 (41-24)

Feb. 9 at Angelo State L, 4-14  
 Feb. 10 at Angelo State L, 4-6  
 Feb. 11 at Angelo State L, 10-13  
 Feb. 20 at Central Oklahoma L, 1-6  
 Feb. 22 vs. Bemidji State W, 9-3  
 Feb. 22 vs. Bemidji State W, 5-0  
 Feb. 23 Bemidji State W, 17-3  
 Feb. 23 Bemidji State W, 18-7  
 Feb. 28 Newman W, 18-6  
 Mar. 4 Augustana W, 13-5  
 Mar. 4 Augustana W, 9-3  
 Mar. 6 vs. Grand Valley St. L, 6-15  
 Mar. 6 vs.#7 Grand Valley St. L, 11-12  
 Mar. 10 Nebraska-Omaha W, 7-1  
 Mar. 10 Nebraska-Omaha W, 21-12  
 Mar. 11 Upper Iowa L, 5-9  
 Mar. 12 Upper Iowa W, 17-3  
 Mar. 13 Central Oklahoma W, 4-3  
 Mar. 16 \*Missouri Western L, 2-6  
 Mar. 17 \*Missouri Western W, 11-8  
 Mar. 17 \*Missouri Western W, 9-4  
 Mar. 18 \*Missouri Western L, 6-13  
 Mar. 23 \*at Southwest Baptist W, 8-1  
 Mar. 24 \*at Southwest Baptist W, 11-3  
 Mar. 24 \*at Southwest Baptist L, 14-18  
 Mar. 27 at Nebraska-Omaha L, 1-4  
 Mar. 27 at Nebraska-Omaha L, 4-5  
 Apr. 1 \*at Fort Hays State W, 5-4  
 Apr. 1 \*at Fort Hays State L, 3-7  
 Apr. 2 \*at Fort Hays State W, 6-4  
 Apr. 2 \*at Fort Hays State L, 4-6  
 Apr. 4 \*at Pittsburg State W, 5-3  
 Apr. 7 \*Missouri Southern W, 8-1  
 Apr. 7 \*Missouri Southern W, 9-3  
 Apr. 8 \*Missouri Southern W, 7-6  
 Apr. 8 \*Missouri Southern W, 5-3  
 Apr. 15 \*at NW Missouri State L, 1-3  
 Apr. 15 \*at NW Missouri State L, 3-9  
 Apr. 16 \*at NW Missouri State W, 2-1  
 Apr. 16 \*at NW Missouri State L, 2-4  
 Apr. 18 \*at Pittsburg State W, 10-6  
 Apr. 20 \*Central Missouri W, 5-3  
 Apr. 21 \*Central Missouri W, 3-0  
 Apr. 21 \*Central Missouri L, 5-7  
 Apr. 22 \*Central Missouri L, 9-23  
 Apr. 26 \*Pittsburg State W, 4-3  
 Apr. 28 \*Washburn W, 7-1  
 Apr. 28 \*Washburn W, 6-1  
 Apr. 29 at \*Washburn L, 6-9

Apr. 29 at \*Washburn L, 8-9  
 Apr. 30 at \*Southwest Baptist W, 6-2  
 May 3 \*Pittsburg State W, 14-2  
 May 4 \*Truman State W, 4-3  
 May 4 \*Truman State W, 17-0  
 May 5 \*Truman State W, 6-0  
 May 5 \*Truman State W, 17-6  
 May 11 #vs. NW Missouri State W, 9-7  
 May 12 #vs. Central Missouri L, 6-16  
 May 12 #vs. NW Missouri State W, 8-1  
 May 13 #vs. Central Missouri W, 8-4  
 May 13 #vs. Central Missouri W, 7-6  
 May 17 \$vs. Wayne State (Neb.) W, 6-2  
 May 18 \$Central Missouri L, 1-5  
 May 19 \$vs. Minnesota State W, 8-7  
 May 19 \$#8 Central Missouri L, 2-9

## 2008 (50-10)

Feb. 16 at Colorado Mines W, 17-7  
 Feb. 16 at Colorado Mines W, 16-7  
 Feb. 19 at Central Oklahoma L, 5-19  
 Feb. 25 Rockhurst W, 16-5  
 Feb. 26 at#7 Wichita State L, 3-6  
 Feb. 29 Nebraska-Omaha W, 12-7  
 Feb. 01 Nebraska-Omaha W, 21-14  
 Mar. 02 Upper Iowa W, 14-5  
 Mar. 06 Washburn W, 8-3  
 Mar. 08 Minnesota-Duluth L, 2-15  
 Mar. 08 Minnesota-Duluth W, 17-6  
 Mar. 09 Minnesota-Duluth W, 17-4  
 Mar. 09 Fort Hays State W, 5-0  
 Mar. 10 Fort Hays State W, 14-8  
 Mar. 10 Upper Iowa W, 10-8  
 Mar. 14 \*Truman State W, 8-0  
 Mar. 15 \*Truman State W, 10-6  
 Mar. 16 \*Truman State W, 4-3  
 Mar. 16 \*Truman State W, 8-5  
 Mar. 19 Newman W, 27-10  
 Mar. 21 \*at Missouri Western W, 8-3  
 Mar. 21 \*at Missouri Western W, 10-7  
 Mar. 22 \*at Missouri Western W, 6-5  
 Mar. 22 \*at Missouri Western W, 14-8  
 Mar. 25 at Newman W, 9-3  
 Mar. 28 \*Southwest Baptist W, 8-0  
 Mar. 28 \*Southwest Baptist W, 10-1  
 Mar. 29 \*Southwest Baptist W, 6-2  
 Mar. 29 \*Southwest Baptist W, 6-4  
 Apr. 01 \*Pittsburg State W, 13-11  
 Apr. 01 \*Pittsburg State W, 8-5  
 Apr. 04 \*Fort Hays State W, 14-8  
 Apr. 05 \*Fort Hays State W, 23-8  
 Apr. 05 \*Fort Hays State W, 15-5  
 Apr. 06 \*Fort Hays State W, 13-3  
 Apr. 11 \*at Missouri Southern W, 9-1  
 Apr. 12 \*at Missouri Southern W, 12-1  
 Apr. 12 \*at Missouri Southern W, 10-2  
 Apr. 13 \*at Missouri Southern W, 15-2  
 Apr. 16 \*at Pittsburg State W, 17-5  
 Apr. 16 \*at Pittsburg State W, 12-2  
 Apr. 19 \*NW Missouri State W, 8-1  
 Apr. 19 \*NW Missouri State W, 15-6  
 Apr. 20 \*NW Missouri State W, 20-3  
 Apr. 20 \*NW Missouri State W, 10-9  
 Apr. 25 \*at Central Missouri L, 3-5  
 Apr. 26 \*at Central Missouri L, 7-8  
 Apr. 26 \*at Central Missouri L, 4-10  
 Apr. 27 \*at Central Missouri W, 10-8  
 May 02 \*Washburn W, 15-11  
 May 03 \*at Washburn L, 7-10  
 May 03 \*at Washburn W, 5-1  
 May 04 \*Washburn W, 6-5  
 May 09 #vs. Fort Hays State W, 6-5  
 May 10 #vs. Central Missouri W, 11-4  
 May 11 #vs. Central Missouri L, 3-4  
 May 15 \$vs. Concordia St. Paul W, 3-2  
 May 16 \$vs. Wayne State (Neb.) W, 13-8  
 May 17 \$vs. Central Missouri L, 2-5  
 May 17 \$vs. Nebraska-Omaha L, 14-17 9

## 2009 (49-14)

Feb. 10 at SW Oklahoma W, 19-9  
 Feb. 14 at Regis L, 14-18  
 Feb. 15 at Regis L, 2-10  
 Feb. 15 at Regis W, 10-9  
 Feb. 17 at Central Oklahoma W, 18-13  
 Feb. 20 at Colorado Mines W, 6-1  
 Feb. 21 at Colorado Mines W, 18-4  
 Feb. 21 at Colorado Mines W, 11-0  
 Feb. 22 at Colorado Mines W, 19-2  
 Feb. 24 Newman W, 20-9  
 Mar. 02 \*NW Missouri State W, 3-0  
 Mar. 02 \*NW Missouri State W, 10-9  
 Mar. 03 at Newman L, 9-11  
 Mar. 06 \*Nebraska-Omaha W, 7-5  
 Mar. 07 \*Nebraska-Omaha L, 3-4  
 Mar. 07 \*Nebraska-Omaha W, 5-3  
 Mar. 08 \*Nebraska-Omaha W, 5-4  
 Mar. 10 Bemidji State W, 6-2  
 Mar. 13 \*Fort Hays State W, 5-1  
 Mar. 14 \*Fort Hays State W, 10-0  
 Mar. 14 \*Fort Hays State W, 6-5  
 Mar. 15 \*Fort Hays State W, 11-3  
 Mar. 18 Central Oklahoma W, 3-2  
 Mar. 20 \*at#16 Central Missouri L, 3-7  
 Mar. 21 \*at#16 Central Missouri W, 2-1  
 Mar. 21 \*at#16 Central Missouri W, 6-2  
 Mar. 22 \*at#16 Central Missouri W, 7-5  
 Mar. 25 vs.#29 Wayne State (Neb.) W, 7-1  
 Mar. 30 \*vs. Washburn W, 10-1  
 Mar. 30 \*vs. Washburn W, 9-8  
 Apr. 01 Bethany W, 12-9  
 Apr. 05 \*Missouri Western L, 2-9  
 Apr. 05 \*Missouri Western W, 9-5  
 Apr. 06 \*Missouri Western W, 6-2  
 Apr. 06 \*Missouri Western W, 10-0  
 Apr. 08 \*Pittsburg State W, 14-2  
 Apr. 08 \*Pittsburg State W, 14-10  
 Apr. 10 \*at Truman State W, 12-4  
 Apr. 10 \*at Truman State W, 18-8  
 Apr. 11 \*at Truman State W, 16-0  
 Apr. 11 \*at Truman State W, 5-1  
 Apr. 15 \*at Pittsburg State W, 12-2  
 Apr. 15 \*at Pittsburg State W, 3-1  
 Apr. 21 Sterling W, 15-3  
 Apr. 24 \*at Missouri Southern L, 4-11  
 Apr. 25 \*at Missouri Southern W, 5-2  
 Apr. 25 \*at Missouri Southern L, 11-12  
 Apr. 26 \*at Missouri Southern L, 7-11  
 May 01 \*Southwest Baptist L, 1-4  
 May 02 \*Southwest Baptist W, 5-0  
 May 02 \*Southwest Baptist W, 13-3  
 May 08 #vs. Nebraska-Omaha L, 3-6  
 May 09 #vs. Central Missouri L, 4-8  
 May 14 \$vs. Angelo State W, 23-0  
 May 16 \$ vs. Nebraska-Omaha W, 13-8  
 May 17 \$vs. Central Missouri L, 1-2  
 May 17 \$vs. Angelo State W, 5-3  
 May 18 \$vs. Central Missouri W, 15-6  
 May 23 vs. Grand Valley State W, 3-0  
 May 25 !vs. Mesa State W, 5-2  
 May 28 !vs. UC San Diego W, 5-3  
 May 30 !vs. Lynn L, 1-2

## 2010 (42-16)

Feb. 12 Arkansas Tech W, 8-6  
 Feb. 12 Southwest Baptist W, 10-1  
 Feb. 13 Arkansas Tech W, 15-3  
 Feb. 17 at Central Oklahoma L, 8-10  
 Feb. 27 \*Truman State W, 6-1  
 Feb. 27 \*Truman State W, 11-1  
 Feb. 28 \*Truman State W, 2-1  
 Feb. 28 \*Truman State W, 9-3  
 Mar. 02 Wayne State (Neb.) L, 3-7  
 Mar. 05 \*at#24 Fort Hays State W, 10-3  
 Mar. 06 \*at#24 Fort Hays State L, 0-3  
 Mar. 06 \*at#24 Fort Hays State W, 16-3  
 Mar. 07 \*at#24 Fort Hays State W, 13-7

Mar. 14 \*#5 Central Missouri L, 3-8  
 Mar. 14 \*#5 Central Missouri L, 3-17  
 Mar. 15 \*#5 Central Missouri W, 7-2  
 Mar. 15 \*#5 Central Missouri L, 2-8  
 Mar. 16 Wayne State (Neb.) W, 4-2  
 Mar. 18 \*at Southwest Baptist W, 12-5  
 Mar. 18 \*at Southwest Baptist W, 12-11  
 Mar. 19 \*at Southwest Baptist W, 14-13  
 Mar. 19 \*at Southwest Baptist W, 12-2  
 Mar. 23 Bethany W, 11-7  
 Mar. 23 Bethany W, 10-0  
 Mar. 28 \*at Nebraska-Omaha L, 1-2  
 Mar. 28 \*at Nebraska-Omaha W, 4-1  
 Mar. 29 \*at Nebraska-Omaha W, 7-6  
 Mar. 29 \*at Nebraska-Omaha W, 34-19  
 Apr. 03 \*at NW Missouri State W, 1-0  
 Apr. 03 \*at NW Missouri State W, 4-3  
 Apr. 04 \*at NW Missouri State L, 4-5  
 Apr. 04 \*at NW Missouri State W, 15-2  
 Apr. 09 \*Pittsburg State W, 9-4  
 Apr. 10 \*Pittsburg State W, 10-6  
 Apr. 10 \*Pittsburg State W, 6-1  
 Apr. 11 \*Pittsburg State W, 15-3  
 Apr. 13 Sterling W, 24-4  
 Apr. 17 \*Missouri Southern W, 5-1  
 Apr. 17 \*Missouri Southern L, 3-7  
 Apr. 18 \*Missouri Southern W, 3-2  
 Apr. 18 \*Missouri Southern L, 8-9  
 Apr. 20 at Rockhurst L, 2-6  
 Apr. 20 at Rockhurst W, 7-2  
 Apr. 25 \*Washburn W, 3-0  
 Apr. 25 \*Washburn W, 13-2  
 Apr. 26 \*at Washburn W, 10-6  
 Apr. 26 \*at Washburn L, 1-11  
 Apr. 30 \*at Missouri Western W, 5-4  
 May 01 \*at Missouri Western W, 7-2  
 May 01 \*at Missouri Western W, 14-4  
 May 02 \*at Missouri Western W, 12-4  
 May 06 #vs. Missouri Southern W, 4-3  
 May 07 #vs. Fort Hays State W, 10-3  
 May 08 #vs.#3 Central Missouri W, 7-3  
 May 09 #vs.#3 Central Missouri L, 12-22  
 May 09 #vs.#3 Central Missouri L, 4-8  
 May 13 \$vs.#26 Incarnate Word L, 1-6  
 May 14 \$vs.#3 Central Missouri L, 4-12

^CSIC Tournament  
 >Pre-District 10 tournament games  
 <District 10 Championships  
 +Area 3 Championships  
 # CSIC/MIAA Tournament  
 \$ NCAA Tournament  
 ! NAIA or NCAA Division II World Series



The Emporia State Athletic Department had another outstanding year in competition as well as in the classrooms, stands and community during 2009-10. ESU finished 25th in the final Learfield Sports Director's Cup standings, highlighted by the Lady Hornets capturing the school's first NCAA Division II Women's Basketball National Championship. Over 120 ESU student-athletes earned academic recognition from the MIAA for maintaining a 3.00 cumulative GPA and over 40 were presented D-II Athletic Directors Association Academic Achievement Awards. For the seventh year in a row the Hornets drew over 100,000 fans to their home athletic events with three teams ranked in the top 15 nationally. Student-athletes from ESU's 15 sports teams contributed over 2,100 hours of community service during the past year.

The Lady Hornet basketball team led the way for ESU winning it's first NCAA Division II National Championship defeating Fort Lewis 65-53 in St. Joseph, Mo. The Hornet men's Indoor Track and Field team had ESU's other top 10 finish as they finished ninth at the National meet. The women's team managed a 14th place finish at the Outdoor meet to pair with their 18th place finish indoors. The men's team completed the outdoor season by finishing in 22nd overall. The other Hornet squad to earn top 25 honors was the ESU softball team which placed 17th falling in the regional championship game at Turnbull Field in Emporia.

The Hornets finished second among all MIAA schools in the Director's Cup and become the top finishing school from the state of Kansas. ESU has finished in the top four in the conference in five straight seasons and was the best finisher amongst conference schools during the 2007-08 season.

The Hornet football team got the school year started on a high note with a resounding 48-17 win over Southwestern Oklahoma State. A season's best 6,019 were in Welch Stadium as the Hornets won their season opener for the ninth straight year.

The ESU volleyball team provided most of the fireworks in the fall, reaching as high as #3 in the nation. The Hornets wound up 29-6 and advanced to the NCAA Tournament for the fourth time in five years, ending the season ranked 13th in the nation. A season high 2,165 fans packed into White Auditorium to see #8 Emporia State defeat #7 Washburn in five sets.



*Emporia State plays in front of some of the largest crowds in the nation in most sports.*



*The Lady Hornet basketball team captured ESU's first NCAA D-II National Championship, defeating Ft. Lewis College 65-53 in St. Joseph, Mo.*

Jessica Decker became the first Hornet soccer player to earn second-team All-MIAA honors since 2005 and was joined on the All-MIAA team by fellow sophomore Tessa Pettyjohn on the honorable mention list.

Emporia's Jones Park was the site of the 2009 MIAA Cross Country Championships. Will Hohmeier and Skyler Delmott each earned honorable mention All-MIAA as Emporia State placed fifth in the men's team standings while the women placed eighth.

Since ESU does not host indoor track & field meets, basketball is the only game in town when it comes to winter sports. After finishing second in the MIAA during the regular season and getting eliminated in the semifinals of the MIAA Tournament, the Lady Hornets went on a six game winning streak to capture the schools first NCAA Division II National Championship. ESU defeated Ft. Lewis College 65-53 in front of a standing room only crowd at the St. Joseph Mo. Civic Arena.

**FOUR NATIONAL CHAMPIONSHIP GAMES IN FIVE YEARS**

The Hornet men's basketball team advanced to the MIAA Tournament semi-finals for the third time in five years, despite missing a combined 44 games on the season from starters due to injuries.

The Emporia State men got four All-American performances on the way to a ninth place finish at the NCAA Division II Indoor Track & Field Championships. The ESU women also got a top 20 finish, placing 17th as a team. Josh Schuler and Jennifer Robinson both had national runner-up performances indoors. Schuler in the men's 200m and Robinson in the women's high jump. It was the first top ten finish for the Hornet men since they placed fifth in 1999 and the best finish for the women since placing 15th in 2004.

The spring sports season started with the Hornet baseball team ranked #1 in the nation. They would end the year 42-16 and ranked 24th nationally. ESU's 42-16 record marked the sixth straight 40 win season.

The ESU softball team won their unprecedented seventh consecutive MIAA Tournament Championship with a 10-1 victory over Neb.-Omaha. The Hornets shared the regular season title with the Mavericks, the fifth time in six years ESU had swept the regular season and tournament championships. Miranda Campbell was named the Daktronics Ron Lenz National Softball Player of the Year for ESU.



*The ESU Hornets won their seventh consecutive MIAA Softball Tournament Championship with a 10-1 victory over Nebraska-Omaha in Overland Park, Kan.*

The Hornet women's tennis team advanced to the MIAA semi-finals with an upset of Southwest Baptist in the first round. Kevin Schoon was named the MIAA Sportsmanship Award winner for the second consecutive year. It is the third straight year and fourth time in six years a Hornet has earned that honor.



*Jennifer Robinson won her first national championship in the outdoor high jump.*

The men's track & field team finished in the top 25 outdoors for the sixth straight year and have scored points in 16 of the last 17 national championship meets. Zach Rosenberger led the Hornet men as he tied for third in the pole vault.

Jennifer Robinson wrapped up the competitive school year with an individual national championship in the women's high jump as the ESU women placed 14th nationally. Robinson cleared a school record 5-09.25 (1.76m) to earn ESU's 13th outdoor national championship and the first ever in the high jump for the Hornet women. Brooke Kent had a runner-up finish in the triple jump with another school record.

Emporia State would bring home several awards from the MIAA Awards Dinner in June in Kansas City. In addition to Cassandra Boston's Ken B. Jones Award as the top female student-athlete in the conference, ESU received the inaugural MIAA Game Environment Award of Excellence, Dr. John Rich was named the first-ever MIAA Student-Athlete Advisory Committee (SAAC) Mentor of the Year and the Athletic Department was recognized for having the highest differential of student-athlete graduation rate above the overall student body graduation rate. Hornet tennis player Kirsten Ford was selected as the MIAA's representative to the NCAA Student-Athlete Advisory Committee.



**Hornet Athletics In Top 25 of Director's Cup Again**

With six of 16 sports programs finishing the season in the top 25, including an NCAA National Championship in Women's Basketball, Emporia State University placed 25th in the final 2009-10 Learfield Sports Director's Cup standings with 437.25 points. It is the sixth straight year ESU has finished in the top 50 nationally out of nearly 300 NCAA Division II schools.

TEAM	OVERALL W-L	MIAA W-L • FINISH	MIAA TOURNEY FINISH	NATIONAL RANKING	FINAL NATIONAL PLACE	SEASON HIGHLIGHT
Cross Country (Men)	--	5th	--	--	--	Two Runners earn All-MIAA honors
Cross Country (Women)	--	8th	--	--	--	Katie Mona won ESU Inv. Title
Football	2-9	1-8 • 9th	--	--	--	Won season opener for ninth straight year
Soccer	1-17-1	1-15-0 • 9th	--	--	--	Jessica Decker named 2nd-team All-MIAA
Volleyball	29-6	16-4 • 2nd	--	13th (3rd)	33rd	Went to fourth NCAA Tourney in five years
Baseball	42-16	31-9 • 2nd	2nd	24th (1st)	33rd	Opened Season Ranked #1 in Nation
Basketball (Men)	14-15	9-11 • 7th	3rd	-- (-)	--	Advanced to MIAA Tourney Semi-finals
Basketball (Women)	30-5	16-4 • 2nd	3rd	1st (1st)	1st	National Champions
Indoor Track & Field (M)	--	4th	--	8th (5th)	9th	First Top Ten Finish since 1999
Indoor Track & Field (W)	--	4th	--	22nd (17th)	17th	Best national finish since 2004
Softball	50-14	18-2 • 1st	1st	13th (4th)	17th	Won seventh straight MIAA Tourney
Tennis (Men)	7-9	0-5 • 6th	5th	--	--	Kevin Schoon MIAA Sportsmanship Winner
Tennis (Women)	11-7	2-5 • 6th	3rd	--	--	Advanced to MIAA Semifinals
Outdoor Track & Field (M)	--	3rd	--	12th (7th)	22nd	Has scored in 16 of last 17 national meets
Outdoor Track & Field (W)	--	8th	--	--	14th	Jennifer Robinson wins national championship
	186-98-1 .654	94-63 .599				

(parentheses indicate highest ranking) ORV=Others receiving votes



The Lady Hornet basketball team captured ESU's first NCAA D-II National Championship

**ESU Attendance by Sport in 2009-10**

Events	Total Fans	Ave. Fans	
Football	6 Games	24,873	4,146
Volleyball	10 Matches	7,776	778
Soccer	8 Matches	801	100
Men's Basketball	14 games	27,341	1,953
Women's Basketball	13 games	27,529	2,118
Baseball	26 games	4,138	159
Softball	20 games	4,549	227
Tennis	11 matches	450	41
Track	2 meets	1,000	500
Cross Country	2 meets	1600	800
	<b>109 events</b>	<b>100,057</b>	<b>916</b>

- Seventh time in school history over 100,000 fans in total home attendance
- Volleyball was third in the nation in average attendance, women's basketball was third in the nation, men's basketball was 15th in the nation, football was 36th in the nation, and soccer was below 60th in the nation.





## "YAPS, YELLOW JACKETS AND HORNETS"



Here come the Hornets! Go Hornets Go! How did Emporia State University really get to known as the Hornets?

A casual conversation between Vic Trusler and an Emporia Gazette reporter named Cecil Carle led the establishment of the Hornets as Emporia State's mascot. In the early 1930's, the Teachers College students were called the Yaps. It is uncertain why the students were called that except popular legend suggests that because they were teachers, they did a lot of "yapping." In any case, most of the students were not fond of the moniker.

Trusler, a legendary figure on campus in the 1930's, and coach at Roosevelt High School, and Carle, without design, were instrumental in getting the name changed. Carle was seeking information on the official name of the Roosevelt High School team. Trusler suggested he call the Roosevelt team the Bluejackets since they wore blue jerseys.

In that momentous conversation, Trusler further commented that the students at the Teacher College really did not like being called the Yaps. Instead he suggested they be called the Yellow Jackets because the men wore yellow sweaters with black stripes on the sleeves. And, like the insect, they had quite a sting to them. Nothing further was said, but the next Gazette article about the Teachers College referred to the students as Yellow Jackets.

The evolution of the name Yellow Jacket to Hornet is almost anti-climatic. A lack of newspaper space forced the Yellow Jacket to be shortened to Harnet. For a while the two names were interchanged and used throughout the state.

To further cement the Hornet tradition, the football team received new uniforms in 1936. They were almost entirely black prompting some to suggest that the team be called the Mud Daubers, which are yellowjackets, which are hornets, which game more sting to the legend.

"Corky" first appeared on the scene in 1934 when Paul Edwards, then a sophomore, made what he thought was a more representative figure of the school mascot than the stereotyped hornet being used. He entered it in a contest and finished second. Not to be discouraged Edwards redrew his hornet and showed it to Ray Maul, then manager of the Memorial Union, who thought he could "use the buzzard." The Corky figure would soon become popular on campus.

Edwards liked his Corky so much he patented the bug in 1936, which dated its 50th anniversary to 1986. During Homecoming 1987, Edwards dedicated a Corky the Hornet statue he sculpted and is now on display in the Memorial Union Bookstore. A large number of Corky's cropped up beginning in 2003 during a Parade of Corkys throughout Emporia and many of them are still on display around campus and in the community.





**FACILITIES**

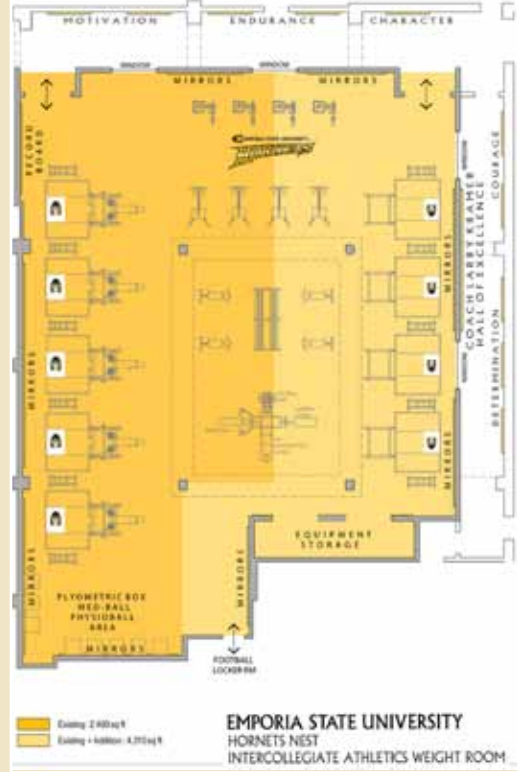
Over the last several years, Emporia State has implemented several projects to upgrade their facilities. The projects continue to give Emporia State some of the finest venues in NCAA Division II.

The Emporia State Athletics Weight Room was renovated and expanded over the summer into one of the top facilities in the MIAA. The renovation increase the area of the current “Hornet’s Nest” from 2,460 square feet to over 4,300 square feet and includes state of the art equipment. When the current Hornet track and field weight room, located on the lower level of the HPER Building, is added to the total ESU will have over 6,000 square feet dedicated to athletic strength and conditioning.

Opened in 1937 and dedicated in 1960, Welch Stadium sits just north of beautiful Lake Wooster in the heart of the ESU campus. Crowds as large as 10,000 fans have watched games when bleachers were added in each end zone. Permanent lighting makes it possible to televise games and play at night.

The facility also has been used extensively by individuals outside the University community. Welch Stadium is the home field of the Emporia High School football team and has hosted the Kansas Special Olympics, the 1998 and 2004 Kansas Shrine Bowl. The 1995, 1999 and 2006 NCAA Division II National Track Championships were held here as well.

A Super Turf playing surface was installed at Welch Stadium in the fall of 2005. The field is named Jones Field at Welch Stadium in honor of the W.S. and E.C. Jones Testamentary Trust, the lead contributor to the project.



Zola Witten Track at Welch Stadium was resurfaced over the summer of 2005 as well. The resurfacing prepared ESU as the host site of the 2006 NCAA II men’s and women’s outdoor track and field national championships. The facility hosted the same event in 1995 and 1999.

The Hanna Clubhouse at the Trusler Sports Complex, just north of the ESU campus, has been in place since 2007. The facility houses locker rooms for baseball and softball, as well as coaches offices. It gives Hornet student-athletes on the teams a place to call home before and after games and practices. The second floor of the building serves as an observation deck.





**FACILITIES**

Throughout NCAA Division II programs, White Auditorium, built in 1940 as a product of President Franklin D. Roosevelt's Work Projects Administration (WPA), is regarded as one of the premier basketball arenas in the nation. The 70 year old facility was upgraded during the fall of 2008 with a new scoreboard and video board as well as a new color scheme on the arena floor and the throughout the entire building.

The approximately \$270,000 improvement project was funded with City of Emporia general fund and Convention and Visitors Bureau, along with contributions from ESU, the Walter S. and Evan C. Jones Trust, Emporia Sports Promotions, Inc., and Sunflower Gymnastics.

In the fall of 2009 the original wooden balcony seats were replaced with modern black plastic seats, that include cup holders.

In addition to White Auditorium, the ESU basketball and volleyball teams also have a practice facility in the Health, Physical Education and Recreation Building on the Emporia State campus. The practice facility in the HPER underwent a major renovation during the summer of 2008. A new lighting system was installed as well as the playing court getting resurfaced to match the arena floor at White Auditorium.

ESU dedicated Milton Tennis Courts in 2004 in honor of former coach George Milton. Milton was a coach at ESU from 1966-99. The facility, located west of the HPER Building on campus, is used by the men's and women's tennis program and it hosted the Hornet women's first ever trip to the NCAA tournament in 2005. The Hornets also play matches at the Emporia High School Courts in northwest Emporia. The EHS complex has 12 lighted courts, allowing for men's and women's matches to be played at the same time.



Jones Park in northwest Emporia is the home of the Emporia State cross country program. The park provides practice facilities and the host-site for the ESU Invitational, a meet hosted by ESU each year. Jones Park was the host site for the 2009 MIAA Cross Country Championships.



For the first time in the programs eight year history, Hornet soccer played their entire home schedule on the ESU campus in 2009. The ESU Pitch is located north of the HPER Building and provides easy access for Hornet fans.

**EMPORIA STATE FACILITY BREAKDOWN**

<u>Name</u>	<u>Sports</u>	<u>Capacity</u>	<u>Location</u>
Jones Park	Men's and Women's Cross Country	1,000	24th Av. & Prairie St./NW Emporia
Milton Tennis Courts	Men's Tennis/Women's Tennis	100	1721 Morse Dr./ESU Campus
Trusler Sports Complex	Baseball/Softball	500/450	900 Trusler Rd./NE Emporia
ESU Pitch	Soccer	500	1890 Morse Dr./ESU Campus
Fran Welch Stadium	Football	7,000	1600 Morse Dr. ESU Campus
William L. White Auditorium	Men's Basketball/Women's Basketball/Volleyball	5,000	111 E 6th Ave./Downtown Emporia
Zola Witten Track	Men's and Women's Track and Field	7,000	1600 Morse Dr./ESU Campus



## FACILITIES



Emporia State is committed to providing student-athletes with an environment that will maximize the potential for success. ESU's Health, Physical Education and Recreation Building houses offices for coaches and administrators, weight room facilities, a swimming pool, computer lab, five practice gymnasiums and a state-of-the-art training room. The practice gyms allow the baseball, softball and track and field teams a chance to practice indoors, as well as offer additional practice space for basketball and volleyball.



A swimming pool in the HPER Building provides student-athletes conditioning and an additional option for physical therapy.



The computer lab on the HPER Building is just one of many available to student-athletes on the ESU campus. Over 200 computers are available on campus, providing ESU students the highest technologies available.



The Emporia State training room facilities offer student-athletes the finest athletic medicine care available. Director of Sports Medicine John Baxter, along with full-time staff members Blaise Kriley and Leslie Kenney establish injury and illness prevention programs, evaluate and provide immediate care for injury or illness, rehabilitate and recondition athletic injuries, and provide health care administration, education and counseling as related to injury or illness, all under the supervision of Dr. Marshall Havenhill, M.D. Assisting the full-time staff are two certified graduate assistants and numerous undergraduate student assistants.





## HORNETS IN THE COMMUNITY



Emporia State student-athletes didn't just provide the Emporia community with exciting sports action throughout the year, the Hornets also provided the community with over 2,100 hours of community service during the 2009-10 year.

Working with organizations like the Make-A-Wish Foundation, Special Olympics, Rebuilding Together, Abundant Harvest Food Kitchen and several local elementary schools, the Hornets contributed over 2100 hours of community service. From painting homes for the disadvantaged, cheering on Special Olympics competitors, collecting canned foods and to recycling, Emporia State student-athletes could be seen all around Emporia lending their time.

Our relationship has been and will continue to be very strong with Emporia. Our teams have been a constant in the community. The teams pay attention to the community perceives them and it is important that we maintain our great relationship.



### MIAA Game Environment Award of Excellence

In response to the creation of the Division II game environment initiative, ESU created "The Sportsmanship Statement", which is presented by a student-athlete either live, via audio recordings, or filmed and shown on a video board to the fans before the start of home football, soccer, volleyball, basketball, softball and baseball contests. The statement encourages fans to cheer for their team while also showing respect to other players, fans, coaches and officials. In addition to the Sportsmanship Statement, the ESU SAAC also created the Sportsmanship Creed, which is displayed in each team's locker room. The Creed was designed to not only convey what it means to be a student-athlete at the institution, but to address how student-athletes should conduct themselves within the campus, community and on the field of play by reaffirming the ideas of Honor, Outstanding, Respect, Nobility, Enthusiasm, Teamwork and Support, better known as H.O.R.N.E.T.S.



### MIAA SAAC Mentor of the Year

Dr. John Rich, Associate Dean of the ESU School of Business and the Faculty Athletics Rep at ESU, has assisted student-athletes to maintain their eligibility by reviewing NCAA rules they must follow and helping them complete their eligibility paperwork. He is constantly in contact with student-athletes either in the classroom or at sporting events. This year, he suggested the initiation of a chapter of the national athletic honor society, Chi Alpha Sigma, at ESU. Not only did he help organize the charter chapter and its initiating ceremonies, but he also made a financial donation to pay for the entry fee into the national organization. Dr. Rich was President of the MIAA from 2001-2003, and he has been a member and chair of many different MIAA committees. After attending an NCAA leadership conference with two student-athletes, he helped organize the first Senior Prom at ESU. It is greatly due to his efforts that this event continues successfully even after the originating student-athletes have graduated and moved on.

### Graduation Rate Differential Award

The MIAA uses the graduation rate information from the Department of Education to compare its student-athletes academic success with that of the general student body. ESU had the graduation rate highest above its student body rate with 70 percent of its 2002-03 freshmen on athletically-related aid earn a degree within six years, which was 26 percentage points above the general student body rate.



## THIS IS EMPORIA STATE UNIVERSITY



Emporia State University is a comprehensive Regents university primarily serving residents of Kansas by providing leadership in quality instruction, related scholarship and service. A student-centered institution, its central mission is to develop lifelong learning skills, impart society's cultural heritage, and education and prepare for both the professions and advanced study. Faculty, staff and students interact in a collegial atmosphere that fosters freedom of inquiry and expression.

ESU provides undergraduate educational opportunities designed to meet the broad goals of basic skill development and general education, as well as the more specific goals of a variety of programs in art and sciences, business, education, and library and information management.

Graduate programs serve needs and provide leadership within the region, the state and the Great Plains area. The university offers programs of national distinction in Education and Library and Information Management, including a Ph.D. in Library and Information Management.



ESU's arts and sciences programs and offerings at the undergraduate and graduate levels provide a solid foundation for further learning, preparation for the many avenues of employment to which the basic disciplines lead, and the advanced knowledge necessary to enable professionals, including teachers, to move ahead in their fields and accept increased responsibilities and challenges.

As a national leader in teacher preparation, the Teachers College at ESU has a rich history of preparing teachers to succeed in the classroom. ESU offers well-established teacher preparation programs that support the growing need for quality teachers in all disciplines. ESU's teacher education program was selected as one of four "model" teacher preparation programs in the nation.

The School of Library and Information Management (SLIM) prepares students to analyze and manage information on a global scale. With coursework through the doctorate level, SLIM offers graduate-level instruction for information managers in all professions. SLIM is the only school accredited by the American Library Association in a 12 state area.

ESU's School of Business educates students to be entrepreneurs, critical thinkers and leaders in the workplace. Graduates hold leadership positions in some of the most prestigious companies throughout Kansas and the Nation. The School of Business is accredited by the Association to Advance Collegiate Schools of Business (AACSB International) AACSB, the mark of quality distinction most widely sought after by business schools. Less than one fourth of the business programs in the U.S. are accredited by AACSB International. The accreditation is the "gold standard" that identifies programs of the highest quality.



An \$18.5 million renovation of ESU's Memorial Union is currently underway and the total project is slated to be complete by fall of 2012. The Memorial Union was constructed in 1925 in memory of the students who fought and died in World War I. Additions were constructed in 1958, 1963 and 1972.



**EMPORIA STATE UNIVERSITY™**

**FOUR NATIONAL CHAMPIONSHIP GAMES IN FIVE YEARS**



## **THIS IS EMPORIA STATE**

As an institution of higher education, Emporia State University is committed to helping students, faculty, staff and administrators acquire those skills necessary to enable them to think critically, to question intelligently, and to analyze complex and diverse ideas in order to become thoughtful, educated world citizens.

In a recently-released survey, Emporia State University surfaces as an institution that enables close partnerships and communication between students and faculty. The National Survey of Student Engagement (NSSE), administered to freshmen and seniors, compares responses from Emporia State students with their peers at colleges and universities in Kansas and across the nation.



Emporia State University is an equal opportunity institution of higher education where individuals of diverse backgrounds and beliefs come to learn and work together professionally and respectfully. As a university, we seek to create and uphold high intellectual standards within a learning community, to make those intellectual standards accessible to all who engage in the learning process, and to foster a curiosity about life and society that will lead to informed and involved citizenship. Learning requires critical thinking about the production of knowledge and the various beliefs that people may hold, as well as opportunities to test and actively engage with new ideas.

## **EMPORIA CITY PROFILE**

Among Emporia's notable citizens are William Allen White, editor and owner of The Emporia Gazette newspaper, and NASCAR Sprint Cup driver Clint Bowyer. Today, Emporia is a manufacturing, education, transportation, trade, medical and cattle center of the east-central Kansas region. Emporia is the county seat of Lyon County, with a total county population of approximately 35,500.

Located midway between Kansas City and Wichita on the Kansas Turnpike, Emporia is an important crossroads and trade area for the east-central Kansas population of approximately 85,000 people.

The Burlington Northern Santa Fe railroad mainline passes through Emporia. The Emporia Municipal Airport, with a 5,000 ft. hard surface runway, can accommodate most corporate aircraft.

Emporia State University is one of the finest medium-sized universities in the Midwest. More than 6,000 students are enrolled in outstanding programs in education, business, arts and sciences, library science and information management.



### **MEMORIAL UNION RENOVATIONS**

Construction is currently underway on an \$18.5 million renovation of ESU's Memorial Union. The total project is slated to be complete by fall of 2012. The Memorial Union was constructed in 1925 in memory of the students who fought and died in World War I. Additions were constructed in 1958, 1963 and 1972.

Students approved, 739-181, a fee increase to help pay for the project.



A Lawrence architectural firm, Treanor Architects P.A., designed the renovation plan following a series of meetings with ESU students, staff and Emporia residents.

#### **Included in the renovation:**

- Creation of new student lounge space and performance area
- Renovation of the current student cafeteria
- An addition on the east side of the building featuring a new entrance, information center and Admissions office
- Redesigned entrances to the building's west, south and east sides
- Redesigned meeting spaces and traffic patterns inside the building
- Environmentally-friendly improvements to the building's heating, ventilation and cooling systems





## MEMORIAL UNION RENOVATIONS

The process to get the renovation going has been a long one with the first meeting about the project occurring in 1999. Still, the effort didn't start in earnest until the fall of 2007. The current renovation plans aim to make the union into a "living room space" for ESU students, ESU President Michael Lane said.

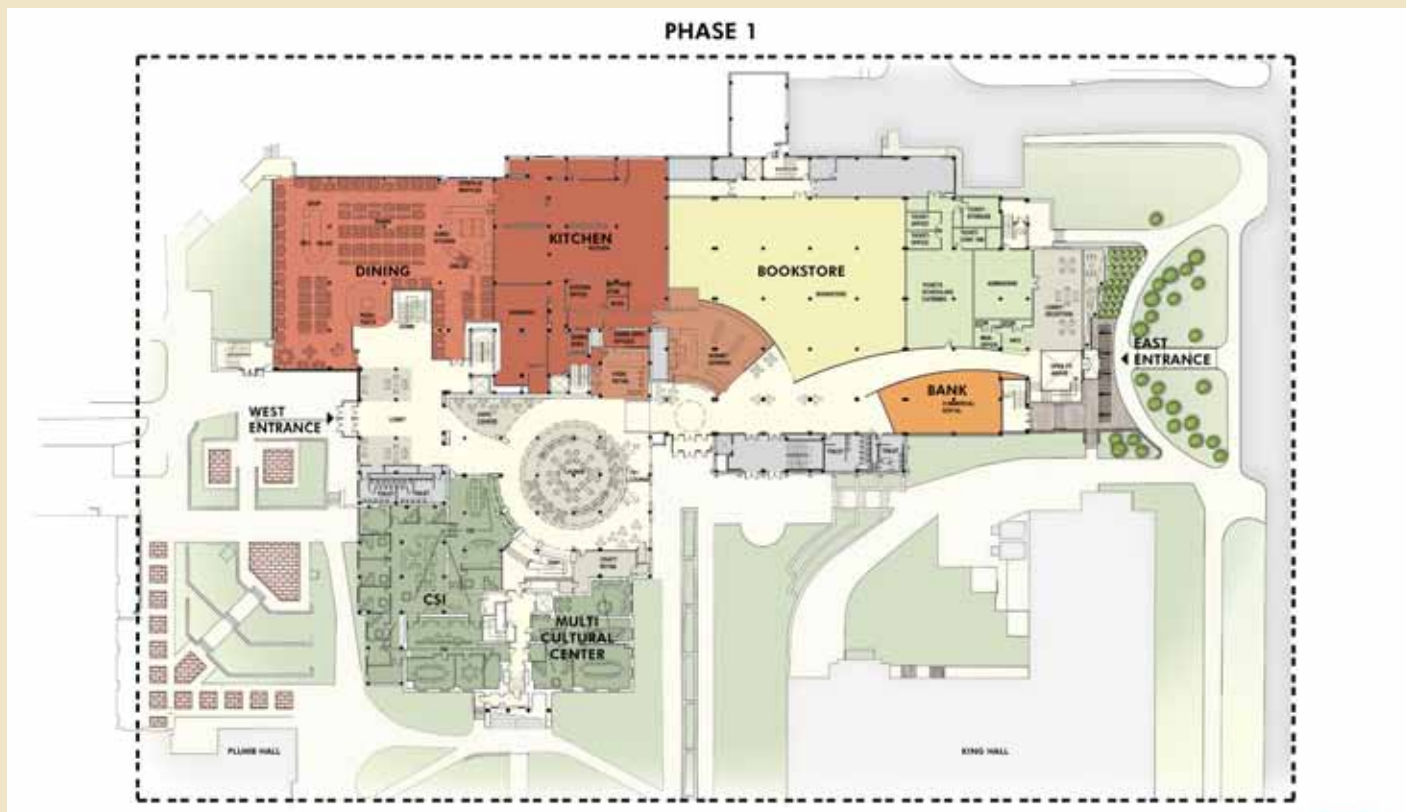
The Memorial Union has a long and storied history on the ESU campus. Originally opened in 1925, the union was built as a tribute to the students who fought and died in World War I. Since then, the union has had four additions.

"I think it's really critical to our current and future students," Lane said. "It really is supposed to serve as a functional meeting place, a social place, a gathering place, an eating place for our students as well as our faculty and staff."

"We want to upgrade the windows and lighting to make them environmentally friendly," Lane said, "as well as more efficient heating and cooling that will be environmentally friendly. The finishes will be done with environmentally friendly materials as well. We want to make the building as green as we can as well as comfortable for our students, faculty and staff."

In addition, the university is looking to move its admissions office to the union.

"(The union) will become the university's front door," Lane said, "and it needs to be attractive to current and prospective students."





**A COMMITMENT TO QUALITY EDUCATION**



•In the 2009-10 academic year, 53 percent of ESU's student-athletes achieved a grade-point average of 3.0 or better.

•Free health care, pharmacy, and legal services are available as part of your student fee package.

•In recent years, off-campus locations for courses at ESU have included the jungles of Peru, the caves and coral reefs of the Bahamas, and the castles of Spain.

•Nearly 500 students from almost 50 countries across the globe make up ESU's diverse international student population.

•Emporia State University and Kansas State University, both founded in 1863, were the first two universities in the state.

- ESU was one of the nation's first campuses to be accessible to the physically challenged.
- Every room in the ESU Residence Halls is wired for Internet access and wireless access is available across most of the campus. If you don't have a computer there are over 200 computers available in various labs across campus.
- ESU helped establish the National Teachers Hall of Fame, located in Emporia, in 1989.
- Modern and beautifully remodeled residence halls, along with fraternity and sorority houses, and married student apartments, provide excellent and comfortable living units to ESU students.
- ESU hosted the 1995, 1999 and 2006 NCAA Division II Outdoor Track and Field Championships, 1996 NCAA Women's Softball Championships, and 1998 NCAA II Cross Country Championships as well as numerous NCAA regional tournaments.
- Emporia State University, nationally known for its teacher preparation program, was named one of four 'model' teacher preparation programs in the nation in a report "Educating School Teachers" written by Arthur Levine, president emeritus of Columbia University Teachers College.
- ESU is the first and only university in the world to offer a four-year degree in Engraving Arts.
- Emporia State University was named one of the "Best in the Midwest" by the Princeton Review. One thing that puts this ranking above the rest is that it is based on student opinion data and surveys filled out by current ESU students.

•Over 93% of graduates from the ESU Teachers College remain in the profession after five years. Nationally, 30 to 50% leave the profession before completing three years in the classroom.

•Emporia State University's School of Business is proud to hold the distinction of being accredited by the Association to Advance Collegiate Schools of Business (AACSB). Less than ¼ of all business programs in the US hold this distinction. This accreditation is the "gold standard" that identifies programs of the highest quality.



**DEGREES OFFERED AT ESU**

**School of Business**

- Accounting
- Business Administration
- Business Education
- Computer Info. Systems
- Economics
- Finance
- International Business
- Management
- Marketing
- Office Systems Management

**College of Liberal Arts & Sciences**

- Art
- Biology
- Chemistry
- Communication
- Computer Science
- Dramatic Art
- Earth Science
- Engineering
- English
- Speech Communication
- Foreign Languages (French and Spanish)
- History
- Mathematics
- Music
- Nursing
- Physical Science
- Physics
- Political Science
- Social Science
- Sociology

**The Teachers College**

**Elementary Education**

- Art
- Bicultural Sciences
- Early Childhood Ed.
- Early Childhood Special Ed.
- Health Education
- Language Arts
- Mathematics
- Natural Sciences
- Psychology
- Social Sciences
- Special Education

**Secondary Education**

- Art
- Secondary Education
- Combined Elementary & Secondary
- Biology
- General Science
- Business Education
- Office Education
- Distributive Education
- English
- Foreign Language
- French
- Spanish
- Combined Elementary
- Health Education
- Mathematics
- Physical Education
- Coaching
- Athletic Training
- Combined Elementary & Secondary
- Recreation
- Physical Science
- Chemistry
- General Science
- Earth Science
- Physics
- Psychology
- Special Education
- Social Science
- Speech Comm.
- Rehab. Services Education

**Pre-Professional Programs**

Areas in the Pre-Professional programs with local accreditations:


Agriculture, Chiropractic, Dental, Engineering, Journalism, Law, Medical, Medical Technology, Nursing, Optometry, Osteopathic Medicine, Pharmacy, Physical Therapy, Social Work, Veterinary Medicine.



**ESU ATHLETICS STAFF DIRECTORY**



**John Baxter**  
Dir. Sports Medicine  
(620) 341-5021



**Steven Blocker**  
Track Assistant  
(620) 341-6174



**Wesley Book**  
MBB Assistant  
(620) 341-5642



**Kristi Bredbenner**  
Softball Coach  
(620) 341-6164



**John Cayton**  
Tennis Coach  
(620) 341-6129




**Jennifer Collins**  
Asst. to the A.D.  
(620) 341-5349



**Jory Collins**  
WBB Head Coach  
(620) 341-5932



**Bob Fornelli**  
Baseball Coach  
(620) 341-5930



**Rick Ginter**  
Track Assistant  
(620) 341-6174



**Dave Harris**  
Track & Field/XC Coach  
(620) 341-5938



**Becky Henry**  
Compliance Assistant  
(620) 341-6185




**Garin Higgins**  
Football Coach  
(620) 341-5504



**Leslie Kinney**  
Athletic Trainer  
(620) 341-5955



**Blaise Kriley**  
Athletic Trainer  
(620) 341-5021



**Greg Larson**  
Athletic Tickets  
(620) 341-6378



**Chad Lee**  
Baseball Assistant  
(620) 341-5930



**Mike LoPorto**  
Football Assistant  
(620) 341-6084



**Lauren Loucks**  
Softball Assistant  
(620) 341-5928



**John Martin**  
Baseball Assistant  
(620) 341-5930



**Matt Martin**  
Football Assistant  
(620) 341-5943



**Brian McIntosh**  
WBB Assistant  
(620) 341-6087



**David Moe**  
Men's Basketball Coach  
(620) 341-5928



**Oscar Rodriguez**  
Football Assistant  
(620) 341-5593



**John Rich**  
Faculty Athletic Rep.  
(620) 341-5225




**Andy Schatzley**  
Baseball Assistant  
(620) 341-5930



**Bryce Saia**  
Football Assistant  
(620) 341-6083



**Jim Schneiderhahn**  
Soccer Coach  
(620) 341-5036



**Matt Walter**  
Football Assistant  
(620) 341-5941



**Jiangping Wang**  
Volleyball Assistant  
(620) 341-5931



**Bing Xu**  
Volleyball Coach  
(620) 341-6085



## ESU ADMINISTRATION



### President

#### Dr. Michael R. Lane

Dr. Michael R. Lane became the 15th president of Emporia State University on November 1, 2006 and since then ESU Athletic teams have played in three national championship games, highlighted by the Lady Hornets 2010 NCAA Division II Women's Basketball National Championship. Under his watch the Hornet Athletics program has seen thirteen of the fifteen athletic programs compete in NCAA postseason competition while maintaining a 3.00 cumulative GPA. ESU has maintained a top 40 standing in the Learfield Sports Director's Cup standings under his watch and was the top MIAA school, finishing #11 in the nation in the 2007-08 Director's Cup Standings.

The success is not only in the playing arena as ESU ranks in the top 20 in the nation in producing Academic All-Americans in the 21st century. Sportsmanship has also been high under Dr. Lane, with ESU winning the MIAA Game Environment Award of Excellence in 2010. The NCAA and National Association of Collegiate Marketing Administrators recognized Emporia State as the MIAA's recipient of the 2008 Community Engagement Award of Excellence.

"Athletics is a key part of the educational experience at Emporia State," says Lane. "We try to foster a positive environment of sportsmanship and integrity for our student-athletes."

Dr. Lane earned a Ph.D. in Accounting from Texas A&M University, a master's degree from Northeastern University and a bachelor's degree from Lowell Technological Institute (now the University of Massachusetts at Lowell).

A native of Melrose, Massachusetts, Dr. Lane's career in higher education began in Boston as an assistant professor of accounting at Northeastern University. As a professor at Bradley University he served as Chair of the Department of Accounting, Associate Dean of the College of Business and Director of the MBA Program. In 1994 he was named dean of the School of Business at Indiana University-Purdue University Fort Wayne. He later advanced to dean of the Campbell School of Business at Berry College in Rome, Ga. At Mansfield University of Penn., Lane served over four years as provost and vice president for academic affairs. Prior to coming to Emporia State, he was vice chancellor for academic affairs and provost at the University of Arkansas – Fort Smith.


Dr. Lane was active for many years in the American Accounting Association, serving on the board of the Midwest region. He served Beta Alpha Psi, the national accounting honors and professional fraternity for several years as faculty vice president at Northeastern University and Bradley University where he was selected as one of five "Outstanding Faculty Vice President" by the national organization. Dr. Lane also served on the national Council of Beta Alpha Psi.

As a business dean, Dr. Lane was active in regional activities of Association to Advance Collegiate Schools of Business (AACSB). Dr. Lane has published or presented more than two dozen papers and has written ethics cases for a principles of Accounting text book.

A strong advocate for international education, Dr. Lane has traveled internationally many times as an advocate for international education and collegiate partnerships. His international emphasis for ESU has been in Asia where he has visited with ESU partners in South Korea, Japan, and the People's Republic of China. Dr. Lane encourages all students to study abroad and experience the world.

President Lane is a member of Congressman Jerry Moran's Executive Committee. He recently completed a term as a member of the Math and Science Education Advisory Committee to the Kansas Legislature. He is currently a member of the Kansas Park Trust, Steering Committee for the Visitors Center at the Tallgrass Prairie National Preserve and a member of the Board of Directors of the Kansas Park Trust. He also serves on the Board of Directors for the Kansas Business Hall of Fame, the Regional Development Association of East Central Kansas and the National Teachers Hall of Fame. He serves on the Newman Regional Health Board of Trustees and on the Board of Directors of the Emporia Area Chamber of Commerce. He is a member of the Kansas Cavalry, and the Rotary Club of Emporia and a graduate of the 2009 Class of Leadership Kansas.

His wife, Dr. Peggy Lane, is the Chair and Professor in the Department of Accounting and Information Systems in the Emporia State University School of Business.





## ESU ADMINISTRATION



### **Athletic Director**

#### **Kent Weiser**

Under the leadership of Director of Athletics Kent Weiser, Emporia State has consistently competed at the national level in NCAA Division II on the field, in the classroom and in the stands. In the last five years, three different Hornet programs have competed in four national champi-

onship games, culminating with the Lady Hornets 2010 NCAA Division II Women's Basketball National Championship.

ESU has ranked in the top 50 of nearly 300 D-II schools in each of the last five years, highlighted by an MIAA best 11th place finish in the 2007-08 Director's Cup Standings. In the classroom, Emporia State is ranked in the top 20 in the nation in producing Academic All-Americans in the 21st century. The athletic and academic success has combined to place every ESU program in the top 25 in national attendance at some point during Weiser's ten year tenure.

The Hornets have won 23 MIAA regular season team championships and have finished in the top 20 of Division II in eleven different sports under Weiser's leadership.

ESU Athletics had five top 20 team finishes in 2009-10 as ten of 15 programs made the NCAA post-season. In addition to the Lady Hornets national championship in basketball ESU also picked up top 20 finishes by the men's and women's indoor track & field, softball, and women's outdoor track & field teams.

In the classroom ESU ranks in the top 20 in the nation among Division II schools with 16 Academic All-Americans in the 21st century. ESU regularly places over 50 percent of its student-athletes on the A.D.'s Honor Roll and has had an NCAA Top VIII Award winner under Weiser. Nine coaches hired by Weiser have been named MIAA Coach of the Year in their respective sports. During the 2003-04 school year Emporia State was the first NCAA Division II institution to advance to the postseason in football, men's and women's basketball, baseball and softball with 11 of ESU's 15 programs competing in the NCAA postseason.

Major capital improvements, such as the ESU Athletics Weight Room, Hanna Baseball/Softball Clubhouse, Jones Field SuperTurf, the artificial turf infield at Glennen Field, new scoreboards at the Trusler Sports Complex and White

Auditorium and the resurfacing of Witten Track have been completed under his watch with 100% of the nearly \$2 million coming from donors. These improvements have helped maintain those facilities as some of the best in the nation at the Division II level. His leadership of ESU's fund raising efforts led to the largest single gift for athletics scholarships in school history, a \$1.25 million contribution in 2004.

He helped establish the first department-wide shoe and apparel contracts in NCAA Division II, when ESU partnered with adidas in 2000. ESU is still just one of just two NCAA Division II athletic programs in the nation to be a Direct Sales Partner with adidas. The agreement stretches buying power of all 15 Hornet programs and is similar to programs designed for NCAA Division I institutions.

While other institutions were faced with reducing sports, Weiser spearheaded the effort to add women's soccer as a varsity sport, increasing participation opportunities for women at the University for the first time since 1980. His efforts helped ESU receive a grant from the NCAA in support of expanding administrative opportunities for women and minorities.

Weiser has been a guest panelist at numerous NCAA and NACDA meetings, including for the Division II Strategic Alliance Matching Grant Enhancement Program and the NCAA Leadership Institute for Minority Males.

Weiser, a native of Great Bend, Kan., received a Bachelor of Arts and a Master of Science in Education from the University of Kansas. He began his career in athletics at KU, where he worked from 1981-88. During that time, he held administrative positions as ticket manager and marketing director. He also served as the Kansas women's golf coach from 1984-88.

He was the associate director of development for Ottawa University from 1990-93. He joined Emporia State in 1999, after serving as associate athletic director at Oregon State University for six years.

Weiser is married to the former Amy Pangrac, and the couple has two daughters, Katie and Abby.



## ESU ADMINISTRATION



### **Associate Athletic Director for External Operations**

#### **Shane Shivley**

Shane Shivley is in his eighth year with the Emporia State Athletic Department. Promoted to Associate Athletic Director in August of 2006, Shivley directs and manages all income generating activities for the athletic department. This includes supervision of the marketing, ticketing, and facilities offices.

Shivley has also led efforts to increasing the annual athletic giving each year of his tenure. In 2008-09 Athletic giving topped \$1.12 million according to figures from the ESU Foundation.

Under his supervision the Hornets have spearheaded campaigns to construct the Hanna Baseball/Softball Clubhouse, renovate and expand the ESU Athletics Weight Room, install SuperTurf for Jones Field at Welch Stadium, the resurfacing of the Witten Track, a remodel of the Basketball Practice Facility, Glennen Field Baseball Turf, and a state of the art baseball hitting facility. These improvements have helped maintain those facilities as some of the best in the nation at the Division II level.

A native of Parsons, Kansas, Shivley earned a bachelor's degree in business from Emporia State in 2000 and his Master's in Sport Administration from Wichita State in 2002.

He is married to the former Mary Decker. The couple are the proud parents of a daughter, Alexa and a son, Maddox.



### **Associate Athletic Director for Internal Operations/SWA**

#### **Carmen Leeds**

Carmen Leeds is in her tenth year as Associate Director of Athletics for Internal Operations and Senior Woman Administrator (SWA). She oversees areas of NCAA compliance, CHAMPS/Life Skills, student-athlete services and athletic training.

Under her supervision, each year the ESU Student-Athlete Advisory Committee perform over 2,000 hours of community service. SAAC has raised \$3,400 the past three years for the Make-a-Wish Foundation.

The student-athlete advisory committee has sponsored the annual Senior Citizen's Prom for the local community, winning the inaugural Community Engagement Award of Excellence for the MIAA. ESU won the 2010 MIAA Game Environment Award, for creating a positive sports environment, spearheaded

by the SAAC's development of the ESU Sportsmanship Creed. SAAC was also awarded the "Outstanding Recognized Student Organization" at Emporia State University.

She currently serves on the NCAA Student-Athlete Affairs Advisory Committee and is the Student Athlete Advisory Committee liaison for the MIAA. She is a past member of the NCAA Division II national women's basketball committee and NCAA softball regional advisory committee. She has been a facilitator at the NCAA Leadership Conference, the Division II Regional Leadership Conference and NCAA CHAMPS/Life Skills Orientation Conference.

She was formerly the head women's basketball coach and SWA at South Carolina-Upstate. She coordinated the Athletes Can Educate (ACE) program and implemented the school's Student-Athlete Advisory Committee (SAAC). As basketball coach, she had a 100 percent graduate rate among four-year players.

She received her bachelor's degree from Appalachian (N.C.) State and her master's from Clemson University.

She is married to Greg Leeds, a 1984 ESU graduate, and the couple has three sons, Brian, Matt and Parker.



**ESU ADMINISTRATION**



**Assistant Athletic Director for Media Relations**

**Don Weast**

Don Weast has been in charge of media relations at Emporia State for ten years and is in his 11th year as a full-time member of the ESU Athletic Department.

Promoted to the title of assistant athletic director for media relations in 2003, Weast oversees media relations, publications and Web

site management for the 15 sport intercollegiate athletic program at ESU.

His office has won three Best in Nation awards from CoSIDA for publication excellence. Hornet student-athletes have been voted to All-American honors 24 times and Academic All-American honors 16 times, including three national players of the year and two Academic All-Americans of the Year.

A 1998 graduate of ESU, Weast was a sports supervisor at the Emporia Recreation Commission prior to returning to ESU as a student in the sports information office in 1997.

After a year of graduate work at Central Missouri, he returned to ESU in 1999 as the director of sports promotions. He began his association with the Hornets as a student athletic trainer in 1986. Weast spent part of the 1989-90 season with the now defunct Topeka Sizzlers of the CBA as an athletic trainer.

He earned his BFA from Emporia State in 1998 and is married to the former Terri Kaiser, a 1998 MLS graduate of ESU. The couple have a daughter, Emma and a son, Jack.



**Director of Athletic Publications**

**Josh Slaughter**

Josh Slaughter is in his fourth full year as Assistant Director of Athletic Media Relations and Director of Athletic Publications at Emporia State after coming in February of 2007. His responsibilities include designing media guides, preparing

game notes and other game day responsibilities. During his time as baseball contact five players have been named All-Americans and Keith Hernandez was named the 2008 NCAA Division II Player of the Year.

Prior to coming to Emporia State, Slaughter was a Kansas Press Association (KPA) award winning photojournalist with the Osage County Herald-Chronicle in Osage City, Kan. He has also been read as a freelance journalist and columnist for several area newspapers. He served as one of the radio voices of the NAIA VSN All-Star Football game played in Kansas City from 2007-09.

He is a 2006 graduate of Sterling College where he was involved in both print and broadcast journalism. While in college he was both a Kansas Association of Collegiate Press (KACP) and Kansas Collegiate Broadcasters (KCB) award winner. He was the very first radio voice of the Sterling College Warriors when Sterling College Radio went on air in 2005. He also hosted a national NAIA Athletics Radio Show called "Evening the SCOR" from 2005 to 2006.

He was a 2003 graduate of Chaparral High School in Anthony, Kan., where he was a two-year letterwinner in baseball and golf.



## ESU ADMINISTRATION



### **Director of Marketing**

#### **Jake Bassett**

Jake Bassett is in his first year as the Director of Athletic Marketing for Emporia State University. He spent part of the 2009-10 school year volunteering with the Hornet Athletic Department.

A former football player for the Hornets, Bassett worked in professional sports with the Kansas City Royals, and Tampa Bay Rays of Major League Baseball, the Kansas City Wizards of Major League Soccer as well as the National Football League's Tampa Bay Buccaneers.

His primary duties at Emporia State revolve around overseeing the sponsorships and advertising revenue as well as the direction of athletic marketing and promotional efforts. He also oversees much of the department's print production, enhancement of student and fan participation, enhancement of game-day atmosphere and assisting with all phases of event management and operations.

Bassett graduated from Emporia State with a bachelor's degree in Communications in 2007 and went on to receive a Master's Degree in Sports Management from Wichita State in 2009. A native of Junction City, Kan., he is married to the former Shanna Williams.



### **Director of Operations & Event Management**

#### **Cody Moors**

Cody Moors is in his third year as Director of Athletics Operations/Events and Facilities. He oversees game management of home events, scheduling and maintenance of the athletic buses, and oversees the athletic facilities of ESU Athletics.

Moors served as the ESU Athletic Administrator for the 2009 Division II Leadership Academy assisting student-athletes in developing leadership action plans to take back to their universities. Along with his national leadership training, he has implemented the "Hangin' with a Hornet" mentoring program for Emporia Middle School to help develop social, academic, and leadership skills for 7th and 8th graders, as well as ESU Student Athletes.

Prior to coming to ESU, Moors served eight years as an At-Risk Aid/Event Supervisor for Eisenhower Middle School in Manhattan, Kan. He served as the Head Wrestling Coach for two years and an assistant coach for six years. He was actively involved in the supervision and athletic event game management for EMS. Moors is a 2008 graduate of Kansas State University with a Bachelor of Science degree in Sociology.

He is married to the former Jessi Decker, a 2003 graduate of Emporia State, and the couple has one daughter Madison.



### **Athletic Business Manager**

#### **Davonne Hinz**

Davonne Hinz is in her 12th year as the athletic business manager at Emporia State. The Melvern, Kansas native has been at Emporia State since 1985 and has worked in the Hornet Athletic Department since 1995.

She is responsible for the day to day business operations of the 15 sport athletic program at ESU and maintains the budget for the Hornet athletic department.

She has a daughter, Kelsi.



## STAFF DIRECTORY

### ATHLETIC DEPARTMENT STAFF

**ATHLETIC DIRECTOR** - KENT WEISER, (620) 341-5350 |  
EMAIL: kweiser@emporia.edu  
**ASSOC. AD/INTERNAL/SWA** - CARMEN LEEDS, (620) 341-5825 |  
EMAIL: cleeds@emporia.edu  
**ASSOC. AD/EXTERNAL** - SHANE SHIVLEY, (620) 341-6988 |  
EMAIL: sshivley@emporia.edu  
**ASST. AD/MEDIA RELATIONS** - DON WEAST, (620) 341-5526 |  
EMAIL: dweast@emporia.edu  
**DIRECTOR OF MARKETING** - JAKE BASSETT, (620) 341-5026 |  
EMAIL: jbassett@emporia.edu  
**DIR. OF OPERATIONS/EVENTS** - CODY MOORS, (620) 341-5954 |  
EMAIL: cmoors@emporia.edu  
**ASST. MEDIA RELATIONS** - JOSH SLAUGHTER, (620) 341-6038 |  
EMAIL: jslaught@emporia.edu  
**ESU TICKET MANAGER** - GREG LARSON, (620) 341-6378 |  
EMAIL: glarson@emporia.edu  
**ATHLETIC BUSINESS MGR.** - DAVONNE HINZ, (620) 341-5925 |  
EMAIL: khinz@emporia.edu  
**ATHLETIC OFFICE MANAGER** - JENNIFER COLLINS, (620) 341-5350 |  
EMAIL: jcollins@emporia.edu  
**COMPLIANCE ASSISTANT** - BECKY HENRY, (620) 341-6185 |  
EMAIL: rhenry@emporia.edu

### COACHING STAFF

#### FOOTBALL

**HEAD COACH** - GARIN HIGGINS, (620) 341-5504 |  
EMAIL: ghiggins@emporia.edu  
**ASSOC. HEAD COACH/SECONDARY** - BRYCE SAIA, (620) 341-6083 |  
EMAIL: bsaia@emporia.edu  
**DEF. COOR./LB** - KEN GORDON, (620) 341-5593 |  
EMAIL: kgordon@emporia.edu  
**OFF COOR./RB** - GARY MANUEL, (620) 341-6084 |  
EMAIL: gmanuel@emporia.edu  
**WIDE RECEIVERS/REC. COOR./** - MATT MARTIN (620) 341-5943 |  
EMAIL: mmartin3@emporia.edu  
**O-LINE/STRENGTH** - MATT WALTER, (620) 341-5941 |  
EMAIL: mwalter@emporia.edu

#### VOLLEYBALL

**HEAD COACH** - BING XU, (620) 341-6085 |  
EMAIL: bxu@emporia.edu  
**ASST. COACH** - JIANGPING WANG, (620) 341-5931 |  
EMAIL: jwang@emporia.edu

#### SOCCER

**HEAD COACH** - JIM SCHNEIDERHAHN, (620) 341-5036 |  
EMAIL: jschnei4@emporia.edu

#### CROSS COUNTRY

**HEAD COACH** - DAVID HARRIS, (620) 341-5938 |  
EMAIL: dharris@emporia.edu

### MEN'S BASKETBALL

**HEAD COACH** - DAVID MOE, (620) 341-6226 |  
EMAIL: dmoe@emporia.edu  
**ASST. COACH** - WESLEY BOOK, (620) 341-5642 |  
EMAIL: wbook@emporia.edu

### WOMEN'S BASKETBALL

**HEAD COACH** - JORY COLLINS, (620) 341-5932 |  
EMAIL: jcollin1@emporia.edu  
**ASST. COACH** - BRIAN MCINTOSH, (620) 341-6087 |  
EMAIL: bmcintos@emporia.edu

### BASEBALL

**HEAD COACH** - BOB FORNELLI, (620) 341-5930 |  
EMAIL: rfornell@emporia.edu  
**ASST. COACH** - JOHN MARTIN, (620) 341-5930 |  
EMAIL: jmartin@emporia.edu

### SOFTBALL

**HEAD COACH** - KRISTI BREDBENNER, (620) 341-6164 |  
EMAIL: kbredben@emporia.edu  
**ASST. COACH** - LAUREN LOUCKS, (620) 341-5928 |  
EMAIL: lloucks@emporia.edu

### TENNIS

**HEAD COACH** - JOHN CAYTON, (620) 341-6129 |  
EMAIL: jcayton@emporia.edu

### TRACK & FIELD

**HEAD COACH** - DAVID HARRIS, (620) 341-5938 |  
EMAIL: dharris@emporia.edu  
**ASST. COACH** - RICK GINTER, (620) 341-6174 |  
EMAIL: rginter@emporia.edu  
**ASST. COACH** - STEVEN BLOCKER, (620) 341-6174 |  
EMAIL: sblocker@emporia.edu

### SUPPORT STAFF

**FACULTY ATHLETIC REP.** - JOHN RICH, (620) 341-5225 |  
EMAIL: jrich@emporia.edu

### ATHLETIC TRAINING

**DIRECTOR OF SPORTS MEDICINE** - JOHN BAXTER, (620) 341-5021 |  
EMAIL: jbaxter@emporia.edu  
**WOMEN'S TRAINER** - LESLIE KENNEY, (620) 341-5955 |  
EMAIL: lkenney@emporia.edu  
**MEN'S TRAINER** - BLAISE KRILEY, (620) 341-5021 |  
EMAIL: bkriley@emporia.edu  
**TEAM PHYSICIAN** - DR. MARSHALL HAVENHILL, (620) 341-5955 | EMAIL:  
mhavenhi@emporia.edu



**ESU ATHLETICS HALL OF FAME**

**2010 Class of Inductees**

Tara Holloway Churchill • Women's Basketball  
 Leon Lett • Football

Lester McCoy • Football & Men's Basketball  
 Russ Meyer • Baseball

Laura Rand • Women's Track & Field

Janell Smith Carson • Women's Track & Field

1964 NAIA National Semifinalist Men's Basketball Team

**1982**

Dale Burnett . . . . . FB, BB, TF  
 Dale Cushinberry . . . . . BB  
 Gus Fish . . . . . FB, BB  
 Bill Hargiss . . . . . FB, BSB, BB, TF  
 Bill Litchfield . . . . . FB, BB  
 Archie San Romani . . . . . TF  
 Bill Tidwell . . . . . TF, XC  
 Fran Welch . . . . . FB, BSB, BB

**1983**

Glen Campbell . . . . . FB, BB  
 John Kuck . . . . . TF  
 Gene Johnson . . . . . BB  
 John Lohmeyer . . . . . FB  
 Elvin McCoy . . . . . FB  
 Elijah Williams . . . . . TF

**1984**

Buck Astle . . . . . FB, BB, BSB  
 James Fraley . . . . . FB  
 Shorty Hoch . . . . . FB  
 Dutch Holtfrerich . . . . . FB, BSB, TF

**1985**

Jerome Carroll . . . . . BSB, TF  
 Keith Caywood . . . . . FB, BB, TF  
 Chesley Culp . . . . . FB  
 Al Feuerbach . . . . . TF  
 Wendell Goldsmith . . . . . FB, TF  
 Menzo Hainline . . . . . FB, TF  
 Eddie Hamada . . . . . FB  
 Harry Kline . . . . . TF, FB  
 Paul Kutnink . . . . . FB, BB, TF  
 Earl McKown . . . . . TF  
 Gottlieb Richmond . . . . . FB  
 Joe Weber . . . . . FB, TF

**1986**

John Camien . . . . . TF, XC  
 Duward Crooms . . . . . FB, TF  
 Fred L. Kipp . . . . . BSB, BB  
 Shorty Long . . . . . FB  
 Wilbur Reeser . . . . . BB

**1987**

Paul Bridges . . . . . TF  
 Cecil Dryer . . . . . FB, TF  
 Jim Fraley . . . . . BB  
 Lindell Petty . . . . . FB  
 Norman Rhoads . . . . . TF  
 Ron Slaymaker . . . . . BB

**1988**

Lee Haring . . . . . TF  
 Richard Mawdsley . . . . . FB  
 Bill Monneypenny . . . . . FB  
 Dennis Shogren . . . . . BSB, BB  
 Brenda Stolle . . . . . SB

**1989**

Dave Bingham . . . . . BSB  
 Steve Henry . . . . . FB, TF  
 Pamela Bulson-O'Connor . . . . . BB  
 Ireland Sloan . . . . . TF, XC  
 Paul Whitely . . . . . TF, XC

**1990**

Kathy Devine . . . . . TF  
 A.O. Duer . . . . . NAIA Exec. Sec.  
 Wayne Goldsmith . . . . . FB, TF  
 Charles Sanger . . . . . FB, BB, TF  
 Val Schierling . . . . . TF

**1991**

Lesha Wood . . . . . TF, XC  
 Mike Denimarck . . . . . FB  
 Herb Dixon . . . . . FB  
 William Goldsmith . . . . . FB  
 Russ Jenkins . . . . . FB  
 Roy Lane . . . . . FB  
 Francis Swaim . . . . . TF  
 Bernard Taylor . . . . . FB, TF

**1992**

Sam Butterfield . . . . . TF  
 Bob Clements . . . . . FB  
 Leroy Harper . . . . . FB  
 Chet Hayden . . . . . FB, TF  
 Fanny Markham . . . . . BB, BSB  
 Lea Plarski . . . . . Admin.

**1993**

John Baxter . . . . . Athletic Training  
 Rhonda Clarke . . . . . SB  
 Marvin Hamman . . . . . FB  
 Brad Hill . . . . . BSB  
 Patricia Roberts . . . . . BB

**1994**

Harold Clark . . . . . FB  
 Kay Clarke . . . . . BB  
 Monroe Fordham . . . . . BB, TF  
 Willie Knox . . . . . BB  
 Kim Miller . . . . . BB, SB

**1995**

Tammy Hoffman . . . . . SB, BB  
 Ken Hush . . . . . TN  
 Bob Janesko . . . . . FB  
 Wilson Kilmer . . . . . BSB  
 Dick Nolan . . . . . FB

**1996**

Debbie Carrier . . . . . SB, BB  
 Bill Freeman . . . . . FB  
 Dorothy Kempf . . . . . SW, TF  
 Myron Rodee . . . . . FB  
 Les Stafford . . . . . TN

**1997**

Ben Bounous . . . . . BSB  
 Carolyn Davis . . . . . BB  
 Doug Glaysher . . . . . BB  
 Dennis Nee . . . . . TF/XC  
 David Tryon . . . . . FB

**1998**

Gordon "Babe" Hoyt . . . . . FB  
 William Fraley . . . . . TF  
 Kelly McCammon . . . . . TF  
 Phil McKinzie . . . . . BSB  
 Brian Robinson . . . . . BB  
 Greg Zickefoose . . . . . FB

**1999**

Ron Boline . . . . . BB  
 Bruce Cerone . . . . . FB  
 Roger Jennings . . . . . XC, TF  
 Kevin Mendon . . . . . BSB  
 George Milton . . . . . TN Coach  
 Bill Quayle . . . . . Athletic Director

**2000**

Rich Alday . . . . . BSB  
 Clifford Hodrick . . . . . FB  
 Larry Kramer . . . . . FB Coach  
 Susan (Stein) Melgraes . . . . . XC, TF  
 Craig Stromgren . . . . . BB  
 Betty Walters . . . . . SB/VB Coach

**2001**

Sandy (Schant) Barnwell . . . . . BB  
 Howard Bonser . . . . . BB  
 Mike Carlson . . . . . BSB  
 Kelly Goodburn . . . . . FB  
 Matt Koehler . . . . . FB  
 Doug Minnis . . . . . FB

**2002**

Cecilia Gunn . . . . . TF  
 David Kipelio . . . . . XC, TF  
 Bill Kurtis . . . . . FB  
 Mike Shinn . . . . . BSB  
 Stacey (Slavens) Mickens . . . . . VB, SB  
 Randy Springs . . . . . BB

**2003**

Curtis Fischer . . . . . FB  
 Judy Lienemann . . . . . BB, TF  
 Jesse Nelson . . . . . BB  
 Andy Uphott . . . . . BB

**2004**

1978 Baseball Team . . . . . NAIA  
 . . . . . National Champions  
 Kendra Dawson . . . . . VB  
 Denise (Dawson) Landwher . . . . . BB  
 James McCallop . . . . . BB  
 Earl Sauder . . . . . Booster

**2005**

1980 Softball Team . . . . . AIAW  
 . . . . . National Champions  
 Dennis Delmott . . . . . TF/XC  
 Bill Dickey . . . . . BSB, BB, TF  
 Mark Stanbrough . . . . . TF/XC  
 Tim Weiser . . . . . BSB  
 Abe Welcher . . . . . FB

**2006**

Alvester Bobby . . . . . FB  
 Tom Fincken . . . . . TF  
 Kim Kline . . . . . SB/BB  
 Wade LeDuc . . . . . FB  
 Mark Majors . . . . . TF  
 1958 & 1959 Men's XC . . . . . NAIA  
 . . . . . National Champions

**2007**

Dianna Beebe . . . . . VB/SB  
 Noel Certain . . . . . TF  
 Jim Hayes . . . . . BB  
 Joe Rich . . . . . FB  
 Hank Thompson . . . . . TF  
 1989 Football Team . . . . . NAIA  
 . . . . . National Runners-Up

**2008**

Arthur Peals . . . . . TF  
 Carl Prophet . . . . . FAR  
 Ryan Sprecker . . . . . MBB  
 Jason Stuke . . . . . TF  
 Cora Zaletel . . . . . GYM  
 1963-64 Men's SC and TF . . . . . NCAA  
 . . . . . XC National Champions  
 . . . . . NAIA  
 . . . . . Outdoor Track National Champs  
 . . . . . XC National Runners-Up

**2009**

Phil Delavan . . . . . TF/XC  
 Deandra Doubrava . . . . . TF  
 Aneta Kausite . . . . . WBB  
 Jurgita Kausite . . . . . WBB  
 Brian Shay . . . . . FB  
 1983 Softball Team . . . . . NAIA  
 . . . . . National Champions



## ESU ATHLETICS MEDIA RELATIONS

HPER 113 • 1200 Commercial • Box 4020  
Emporia KS 66801

Emporia State University media guides assist you in your coverage of the Hornets and the Mid-America Intercollegiate Athletics Association. Additional information may be requested by calling Don Weast at (620) 341-5526 or via e-mail at [dweast@emporia.edu](mailto:dweast@emporia.edu). His office is housed in the HPER Building, Room 113.

### Credentials

Credentials for all Hornet events may be obtained by calling Weast by noon one-day prior to a home game. Your name will be placed on the media pass list located at the entrance to facility. Should you need a credential for a road contest, you are advised to make your request at least one week prior to the road trip so we can place you on our media list.

### Parking

Parking around ESU Athletic venues is not reserved for members of the media. Please arrive in plenty of time to ensure a parking spot close to the facility.

### Game Services

A media packet including a game program, press release, statistics, etc., is available to media before the game. Complete statistics will be available following the game.

### ESU Post-event Interviews

ESU head coaches and selected players will be available in a designated interview area following a brief cooling-off period. Please give a list of requested players to ESU athletic media relations personnel.

Please check with the opponent SID for their post-game policy.

### Mid-week Interviews

Practice is open to the media during the week. Please check with Don Weast for the time. Should you need to do a mid-week interview with a player, we request 24-hours notice in meeting your demands.

### ESU on the Radio

For the 20th straight season, Hornet athletics can be heard on KFFX-FM, 104.9. ESU football and men's and women's basketball, along with selected baseball and softball games, will be broadcast. Emporia's Radio Stations (KFFX-FM, KVOE AM and FM) will once again provide ESU fans with the best source for keeping up with the Hornets. Salina native Greg Rahe is in his 20th year of serving as the Voice of the Hornets. Rahe has been honored by the Kansas Association of Broadcasters and taken first place for "sports play-by-play" in a Kansas medium market.

In addition to game coverage, Rahe will host a weekly show "Hornet Talk" on Mondays at noon. Saturday Morning Sports Talk, a popular area show, can be heard every Saturday morning from 8-9 a.m. Rahe is joined by Tim Miller and Steve Sauder.

### Hornet Webcasts

All Hornet athletic events broadcasted by KFFX-FM, 104.9 will also be available online. Follow the "Hornet Broadcasts" link at [www.emporia.edu/athletics](http://www.emporia.edu/athletics) to hear the live action all around the world. Video webcasts of MIAA games in the sports of football, men's and women's basketball will be available on a pay per view basis through B2tv.com.

### Visit Our Web Site

All of the following is available on the internet at [www.emporia.edu/athletics](http://www.emporia.edu/athletics)

- Rosters
- Schedule
- Statistics
- Game Notes
- Latest Boxscores

## NEWSPAPERS

**Emporia Gazette\*** - Joey Berlin, Sports Editor  
517 Merchant  
Emporia, KS 66801

(620) 342-4805 (O) - (620) 342-8108 (Fax)

**ESU Bulletin\*** - Sports Editor  
12th and Commercial, Box 4068  
Emporia, KS 66801

(620) 341-5201 (O) - (620) 341-5865 (FAX)

**Topeka Capital Journal** - Ken Corbitt  
6th and Jefferson  
Topeka, KS 66601

(800) 777-7171 (O) - (785) 295-1230 (Fax)

**Kansas City Star** - Blair Kerckhoff, Sports  
1729 Grand Avenue  
Kansas City, MO 64108

(816) 234-4355 (O) - (816) 234-4360 (FAX)

**Wichita Eagle** - Tony Adame, Sports  
825 E. Douglas  
Wichita, KS 67201

(800) 825-6397 (O) - (316) 268-6536 (Fax)

**Hutchinson News** - Gene Schinzel, Sports  
(800) 766-5742 (O) - (316) 662-4186 (Fax)

**Salina Journal** - Bob Davidson, Sports  
(785) 822-1444 (O) - (785) 827-6060 (Fax)

## RADIO

**KVOE-AM, FM/KFFX-FM\*** - Greg Rahe, Sports Dir.  
P.O. Box 968

Emporia, KS 66801

(620) 342-1400 (O) - (620) 342-0804 (Fax)

KEKS-FM - Kiss 103.1

(620) 343-9393 (O) - (620) 342-7617 (Fax)

KSNP-FM - Sports

(620) 364-8807 (O) - (620) 364-2047

## TELEVISION

**Topeka - WIBW-TV 13** - J.B. Bauersfeld  
631 Commerce Place

Topeka, KS 66606

(785) 272-7030 (O) - (785) 272-0117 (Fax)

**Topeka - KSNT-TV 27** - Johnny Kane  
P.O. Box 2700

Topeka, KS 66601

(785) 582-5100 (O) - (785) 582-5283 (Fax)

**Topeka - KTKA-TV 49** - Nic Hoch  
P.O. Box 4949

Topeka, KS 66601

(785) 215-8503 (O) - (785) 215-8495 (Fax)

**Wichita - KWCH-TV 12** - Bruce Haertl  
(316) 838-1212 - (316) 832-9739 (Fax)

**Wichita - KAKE-TV 10** - Chris Frye

(316) 946-1331 - (316) 943-5374 (Fax)

**Wichita - KSNW-TV 3** - Jim Kobbe

(316) 292-1111 (O) - (316) 292-1197 (Fax)

**Kansas City - KSHB-TV 41**

(816) 221-9949

**Kansas City - WDAF-TV 4**

(816) 932-9201

## 2011 Hornet Schedule

<b>Day</b>	<b>Date</b>	<b>Opponent</b>	<b>Location</b>	<b>Time</b>
<b>Feb. 15</b>		<b>Newman</b>	<b>Emporia</b>	<b>2 p.m.</b>
Feb. 22		at Newman	Wichita, Kan.	3 p.m.
<b>Feb. 26</b>		<b>Arkansas Tech</b>	<b>Emporia</b>	<b>12 noon</b>
<b>Feb. 27</b>		<b>New Mexico Highlands</b>	<b>Emporia</b>	<b>12 noon</b>
March 4		at Pittsburg State	Pittsburg, Kan.	3 p.m.
March 5		at Pittsburg State (DH)	Pittsburg, Kan.	1 p.m.
March 6		at Pittsburg State	Pittsburg, Kan.	12 noon
March 11		at Truman	Kirksville, Mo.	2 p.m.
March 12		at Truman (DH)	Kirksville, Mo.	1 p.m.
March 13		at Truman	Kirksville, Mo.	12 noon
<b>March 18</b>		<b>Southwest Baptist (7/9)</b>	<b>Emporia</b>	<b>2 p.m.</b>
<b>March 19</b>		<b>Southwest Baptist (7/9)</b>	<b>Emporia</b>	<b>12 noon</b>
<b>March 22</b>		<b>Southwest Oklahoma</b>	<b>Emporia</b>	<b>6 p.m.</b>
<b>March 23</b>		<b>Southwest Oklahoma</b>	<b>Emporia</b>	<b>12 noon</b>
March 25		at Fort Hays State	Hays, Kan.	6 p.m.
March 26		at Fort Hays State (DH)	Hays, Kan.	1 p.m.
March 27		at Fort Hays State	Hays, Kan.	12 noon
<b>April 1</b>		<b>Nebraska-Omaha</b>	<b>Emporia</b>	<b>6 p.m.</b>
<b>April 2</b>		<b>Nebraska-Omaha (DH)</b>	<b>Emporia</b>	<b>1 p.m.</b>
<b>April 3</b>		<b>Nebraska-Omaha</b>	<b>Emporia</b>	<b>12 noon</b>
April 5		at Missouri Western (7/9)	St. Joseph, Mo.	4 p.m.
<b>April 8</b>		<b>Missouri Southern</b>	<b>Emporia</b>	<b>6 p.m.</b>
<b>April 9</b>		<b>Missouri Southern (DH)</b>	<b>Emporia</b>	<b>1 p.m.</b>
<b>April 10</b>		<b>Missouri Southern</b>	<b>Emporia</b>	<b>12 noon</b>
<b>April 12</b>		<b>Missouri Western (7/9)</b>	<b>Emporia</b>	<b>4 p.m.</b>
<b>April 15</b>		<b>Lincoln</b>	<b>Emporia</b>	<b>6 p.m.</b>
<b>April 16</b>		<b>Lincoln (DH)</b>	<b>Emporia</b>	<b>1 p.m.</b>
<b>April 17</b>		<b>Lincoln</b>	<b>Emporia</b>	<b>12 noon</b>
April 22		at Central Missouri	Warrensburg, Mo.	6 p.m.
April 23		at Central Missouri (DH)	Warrensburg, Mo.	1 p.m.
April 24		at Central Missouri	Warrensburg, Mo.	12 noon
April 29		at Washburn (7/9)	Topeka, Kan.	4 p.m.
<b>April 30</b>		<b>Washburn (7/9)</b>	<b>Emporia</b>	<b>4 p.m.</b>
May 6		at Northwest Missouri	Maryville, Mo.	3 p.m.
May 7		at Northwest Missouri (DH)	Maryville, Mo.	1 p.m.
May 8		at Northwest Missouri	Maryville, Mo.	12 noon
May 12-15		MIAA Tournament	Kansas City, Mo.	
May 19-22		NCAA Div. II Regional	TBA	

All DH's 7/7 unless noted

\*MIAA Game

**Home Games in Bold and played at Trusler Sports Complex**