

ESU Athletics - 11th in the U.S. Sports Academy Directors Cup

EMPORIA STATE UNIVERSITY **HORNETS**

2008 Football Media Guide



“No Excuses. No Explanations.”

HORNET FOOTBALL

2008 SCHEDULE

Aug. 30	Western State	Emporia	7:00 p.m.
Sept. 6	Augustana (S.D.)	Emporia	1:00 p.m.
	Family Day		
Sept. 13	*at Neb.-Omaha	Omaha, Neb.	6:00 p.m.
Sept. 20	* Ft. Hays State	Emporia	1:00 p.m.
Sept. 27	* Missouri Southern	Emporia	1:00 p.m.
Oct. 4	at *Central Missouri	Warrensburg, Mo.	1:30 p.m.
Oct. 11	at *Washburn	Topeka, Kan.	1:00 p.m.
Oct. 18	at * Missouri Western	St. Joseph, Mo.	1:30 p.m.
Oct. 25	*Truman	Emporia	1:00 p.m.
	Homecoming		
Nov. 1	at *Northwest Missouri	Maryville, Mo.	1:00 p.m.
Nov. 8	* Pittsburg State	Emporia	1:00 p.m.
	Senior Day		

2007 RESULTS (3-8, 1-8)

Sept. 1	at Western State	Gunnison, Colo.	W, 7-3
Sept. 8	at Central Oklahoma	Edmond, Okla.	W, 17-7
SEPT. 15	*SOUTHWEST BAPTIST	EMPORIA	W, 35-28
Sept. 22	*at Fort Hays State	Hays, Kan.	L, 12-26
Sept. 29	*at Missouri Southern	Joplin, Mo.	L, 19-42
Oct. 6	*Central Missouri	Emporia	L, 7-38
Oct. 13	*Washburn	Emporia	L, 21-31
Oct. 20	*Missouri Western	Emporia	L, 21-52
Oct. 27	*at Truman	Kirkville, Mo.	L, 30-33 OT
Nov. 3	Northwest Missouri	Emporia	L, 7-24
Nov. 10	*at Pittsburg State	Pittsburg, Kan.	L, 0-62

HORNETS AT A GLANCE

GENERAL INFORMATION

Location.....	Emporia, Kan.
Founded.....	1863
Conference.....	MIAA
Enrollment.....	6,528
Stadium.....	Francis G. Welch
Capacity.....	7,000
Surface.....	Super Turf
Colors.....	Old Gold and Black
Nickname.....	Hornets
President.....	Dr. Michael Lane
Athletics Director.....	Kent Weiser

FOOTBALL STAFF

Head Coach.....	Garin Higgins
Alma Mater.....	Emporia State '92
ESU Record.....	3-8 (second year)
Overall.....	54-17 (seventh year)
Office Phone.....	(620) 341-5504
Best Time To Reach.....	Mornings
Assistants.....	Ken Gordon,
.....	Spence Nowinsky, Travis Fox,
.....	Gary Manuel, Sean Clowers,
.....	J.J. Milanovich, Brendan Meany
.....	Jerrod Sparling, Mike LoPorto

2007 OUTLOOK

2007 Record.....	3-8
2007 MIAA Record/Finish.....	1-8, 9th
Basic Offense.....	Multiple
Basic Defense.....	4-3
Letterwinners Ret.....	36
Letterwinners Lost.....	20
Starters Returning... 6 (O), 6 (D), 1 (ST)	
Starters Lost.....	5 (O), 5 (D), 0 (ST)

MEDICAL STAFF

Men's Trainer.....	John Baxter
Team Physician..	Dr. Marshall Havenhill

MEDIA RELATIONS CONTACT

Asst. AD/Media Relations....	Don Weast
E-Mail.....	dweast@emporia.edu
Office.....	(620) 341-5526
Home.....	(620) 342-6406
Cell.....	(620) 344-6190
Fax.....	(620) 341-5808
Press Box.....	(620) 341-5020
Asst. Director.....	Josh Slaughter
E-Mail.....	jslaught@emporia.edu
Cell.....	(785) 207-0770

CREDITS

The 2008 Emporia State University Football Media Guide was produced by the ESU Athletic Media Relations Office.

Editor.....	Don Weast
Guide Design.....	Josh Slaughter
Cover Design.....	Kat Dorcas -
.....	ESU Printing Services
Photography.....	Heather Smith
.....	Mike Mikkelson
.....	ESU Athletic Media Relations
.....	ESU University Photography
.....	Mugs by ESU ID Office
Printing.....	ESU Printing Services

TRAVEL PLANS

Nebraska-Omaha

Depart: Friday, September 12 • 1:30 p.m.
 Hotel: Omaha Marriot
 Local Radio: KZON 1620
 Return: After game

Central Missouri

Depart: Saturday, October 4 • 7:30 a.m.
 Local Radio: KOKO 1450
 Return: After game

Washburn

Depart: Saturday, October 11 • 9:50 a.m.
 Local Radio: WIBW 580
 Return: After game

Missouri Western

Depart: Friday, October 17 • 3:30 p.m.
 Hotel: Holiday Inn River Front
 Local Radio: KFEQ 680
 Return: After game

Northwest Missouri

Depart: Friday, October 31 • 3:30 p.m.
 Hotel: Holiday Inn River Front
 Local Radio: KNIM 97.1
 Return: After game

All travel arrangements are subject to change.

TABLE OF CONTENTS

TABLE OF CONTENTS

Schedule and Travel IFC

Table of Contents and Quick Facts 1

This is Hornet Football 2-9

Recent Hornet Greats 2-3
 Hornets in the Post Season 4-5
 Hornet Football Facilities 6-7
 Hornet Football Strength and Conditioning 8-9
 ESU Football Gameday 10-11

Meet the 2008 Coaching Staff 12-22

Head Coach Garin Higgins 12
 Q&A with Head Coach Garin Higgins 13
 Program Philosophy 14
 Coaches in Action 15
 Associate Head Coach Spence Nowinsky 16
 Assistant Coaches 17-20
 Graduate Assistants 21-22

Meet the 2008 Hornets 23-51

Hornet Football Pictures 23
 2008 ESU Roster 24-26
 2008 Returning Players Career Highs 27
 2008 Football Preview 28-29
 2008 Hornet Player Bios 30-49
 The 2008 Recruiting Class 50-51

2008 Opponents 52-65

Series Records 64-65

2007 Season Review 66-74

2007 Year in Review 66
 2007 Team Statistics 67
 2007 Individual Statistics 68
 2007 Game-by-Game Results 69-74

The MIAA 75-83

About the MIAA 75
 MIAA Composite Schedule 76
 2007 All-MIAA Team 77
 2007 MIAA Leaders 78-79
 MIAA Records 80-83

Hornet Football History 84-101

Hornet Bests in the NCAA 84
 ESU Rushers/Passers/Receivers 85
 ESU Records 86
 ESU Records Top Tens 87
 Yearly Leaders 88-91
 Hornets in the NFL 91
 Honors and Awards 92-93
 Letterwinners 94-95
 Year-by-Year Results 96-101

Welcome to Emporia State 102-IBC

Athletics at ESU 102-104
 The History of Corky 105
 ESU Athletics Facilities 106-108
 Hornets in the Community 109
 This is ESU/Emporia 110-112
 Athletic Staff Photo Directory 113
 ESU Administration 114-115
 ESU Hall of Honor 116
 Media Information IBC

GENERAL INFORMATION

Location Emporia, Kan.
 Founded 1863
 Affiliation NCAA II
 Conference Mid-America Intercollegiate Athletics Association
 Enrollment 6,528
 Home Stadium Francis G. Welch
 Home Field Jones Field at Welch Stadium
 Capacity 7,000
 Surface Super Turf
 Colors Black and Old Gold
 Nickname Hornets
 President Dr. Michael Lane
 Athletic Director Kent Weiser
 Assoc. A.D. for Internal Affairs Carmen Leeds
 Assoc. A.D. for Athletic Development Shane Shivley
 Asst. A.D. for Media Relations Don Weast
 Faculty Representative Dr. John Rich
 Men's Athletic Trainer John Baxter
 Women's Athletic Trainer Leslie Kenney

COACHING STAFF

Head Coach Garin Higgins
 Alma Mater Emporia State '92
 Record at ESU 3-8
 Years at ESU Second
 Career Record 54-17 (Six Years)
 Assistant Coaches Ken Gordon, Spence Nowinsky, Travis Fox,
 Gary Manuel, Sean Clowers,
 J.J. Milanovich, Brendan Meany
 Football Office Phone (620) 341-5504
 2007 Record 3-8
 2007 MIAA Record/Finish 1-8, Ninth

MEDIA RELATIONS (AREA CODE 620)

Director Don Weast
 E-mail dweast@emporia.edu
 Office 341-5526
 Cell 344-6190
 Home 342-6406
 Press Box Welch Stadium 341-5020
 Fax 341-5808

RETURNING PLAYER BIO INDEX

Name	Page	Name	Page	Name	Page
Andre Sloan-El	30	Jake Lynch	36	Matt McClain	43
Travis Lee	30	Colby Rainey	37	Blake Green	43
Marcus Mead	31	Lucas Sullivan	37	Jorden Godberson	44
Katrel Larkins	31	Blake Ringwall	37	Steve Underwood	44
Zach Rampy	31	Johnny Torres	38	Ryan Anstaett	44
Adrian Abner	31	Cleo Edwards	38	Randy Holladay	45
Aaron Stubblefield	32	Derek Ambler	38	Chris Heheman	45
Kameron Gee	32	Zach Traphagen	39	Tyler Chilson	45
Michael Fultun	32	John Waechter	39	Andre Maupin	46
Emad Moqbel	33	Braxton Owens	39	Dominic Mirocke	46
Matt Coursen	33	Luke Costello	40	Tracy Hageman	46
Tyler Mikkelson	33	David Diener	40	David Hamman	47
Kurt Webster	33	James Jones	40	Matt Rosenhamer	47
Ethan McBride	34	A.J. Brinkman	41	Greg Henderson	47
Seville Ko	34	Angelo Webb	41	Dallas Carr	47
Sean Partridge	35	Ben McKaig	42	Keith Maples	48
Justin Wieser	35	Daniel Webb	42	Kaden Adams	48
Nathan Linsey	36	Casey Finlayson	42	Brian Tarkington	48
Bryant Linsey	36	Michael Nunley	43		

HORNET RECENT GREATS



BRIAN SHAY, 1995-98

1998
Harlon Hill
Winner
1st-Team
All-American
1st-Team All-MIAA

1997
Harlon Hill
Runner-Up
1st-Team
All-American
MIAA Offensive MVP

1996
Harlon Hill
Candidate
1st-Team
All-American
1st-Team All-MIAA

NCAA ALL DIVISION RECORDS

- Most Career Games of 200 yards or more rushing -- 15
- Most All-Purpose Yards in a Career -- 9,301

NCAA II RECORDS

- Career Rushing Yards -- 6,958 (2nd All-Time)
- Most All-Purpose Yards in a Season -- 2,819, 1998
- Most All-Purpose Yards by two players on the same team in a season -- Shay and Chet Pobolish, 4,112 yards, 1996.
- Most Rushing Yards in a Half --226 vs. CMSU, 1996.
- Most Points scored by two players on the same team in a season -- Shay and Jarett Vito, 266, 1997.
- Most TDs scored by two players on the same team in a season -- Shay and Jarett Vito, 42. 1997. (Ties mark set by Heath Sherman and Johnny Bailey of Texas A & M-Kingsville, 1986.)


TEAM-BY-TEAM CAREER TOTALS

Opp.	G	Att.	Yds.	TD
Friends	1	6	47	0
Wayne State	1	23	190	2
NW Oklahoma	1	19	107	1
North Dakota State	1	21	224	2
Ft. Hays State	4	70	451	7
Pittsburg State	4	91	482	4
Southwest Baptist	4	91	686	11
Truman State	4	105	585	6
Missouri Western	4	84	669	4
Missouri Southern	4	99	655	8
Central Missouri	4	101	744	9
Washburn	4	112	1,010	10
Missouri-Rolla	4	84	643	12
NW Missouri	4	96	464	5
Totals	44	1,007	6,958	81

1998 HARLON HILL AWARD VOTE TOTALS

(First place votes in parenthesis)

1. **Brian Shay, ESU (88) 303**
2. Corte McGuffey, N. Colorado (9) 118
3. Jeff Fox, Grand Valley State (2) 76
4. Damian Beane, Shepherd (6) 70
5. Reggie Donner, C. Oklahoma (2) 36
6. Damon Thompson, Virginia State (5) 36
7. Kevin Daft, UC-Davis (1) 35
8. Anthony Giovingo, UA-Monticello (2) 18



DONTAYE MCCOY, 1999-2002

2002
Harlon Hill
Candidate
1st-Team
All-American
MIAA Defensive
MVP

2001
2nd-Team
All-American
1st-Team
All-MIAA

2000
2nd-Team
All-American
1st-Team
All-MIAA

1999
2nd-Team
All-MIAA

• **McCoy was the first Hornet to earn at least second team All-MIAA honors in each of his four years.**

• **McCoy was named to an unprecedented five All-American teams following his senior season:**

- AP Little All-American
- AFCA All-American
- CoSIDA All-American
- Don Hansen's Football Gazette All-American
- D2Football.com All-American


CAREER TACKLES (SINCE 1978)

1. Matt Koehler 413 1986-90
2. Gerard Clemons 378 1996-99
3. Dennis Ford 358 1983-86
4. **Dontaye McCoy 341 1999-02**
5. Bart Kuhlman 333 1978-81

CAREER INTERCEPTIONS

1. Kelly Nusser 14 1980-83
2. **Dontaye McCoy 13 1999-02**
3. Mike Reese 11 1994-95

HORNET RECENT GREATS



TYLER PAUL, 2000-03

2003
Harlon Hill Candidate
1st-Team
All-American
1st-Team All-MIAA
Academic All-American
of the Year

2002
Harlon Hill Candidate
1st-Team
All-American
MIAA Offensive MVP

2003 - SENIOR SEASON

- Ken B. Jones winner as outstanding male student-athlete in the MIAA.
- CoSIDA Academic All-American of the Year.
- First-team All-American
- Leading rusher in the MIAA with 1,730 yards.
- MIAA season high 311 yards rushing vs. Truman.
- Harlon Hill Candidate

2002 - JUNIOR SEASON

- Leading rusher in the MIAA with 1,435 yards.
- First-team CoSIDA Academic All-American

ESU CAREER RUSHING LEADERS

1. Brian Shay	6,958	1995-98
2. Quincy Tillmon	4,141	1990-94
3. Tyler Paul	3,798	2000-03
4. David Tryon	3,593	1983-86
5. Abe Welcher	3,198	1972-74

ESU SINGLE SEASON RUSHING LEADERS

1. Brian Shay	2,265	293/7.70	1998
2. Brian Shay	2,103	342/6.10	1996
3. Brian Shay	1,912	269/7.40	1997
4. Tyler Paul	1,730	345/5.00	2003
5. Aubrey Dunlap	1,587	313/5.10	1987
6. Quincy Tillmon	1,544	259/6.00	1991
7. Tyler Paul	1,435	305/4.70	2002

ALL-AMERICANS AND FIRST TEAM ALL-MIAA HORNETS in the last ten years

AP LITTLE ALL-AMERICAN

- 2004-- Justin Gray, K (2nd)
- 2002-- Dontaye McCoy, SS (1st)
- 1999-- Lester McCoy, WR (2nd)
- 1998-- Brian Shay, RB (1st)
John Hesse, OL (1st)
- 1997-- Brian Shay, RB (1st)

AFCA ALL-AMERICAN

- 2002-- Dontaye McCoy, SS (1st)
- 1998-- Brian Shay, RB (1st)

CoSIDA ALL-AMERICAN

- 2003-- Tyler Paul, RB (2nd)
Justin Gray, K (2nd)
- 2002-- Dontaye McCoy, SS (1st)
- 2001-- Dontaye McCoy, SS (2nd)

HANSEN'S NCAA II ALL-AMERICAN

- 2003-- Tyler Paul, RB (1st)
Andy Bandstra, OL (3rd)
- 2001-- Dontaye McCoy, SS (1st)
Eric Martin, OL (HM)
- 2001-- Dontaye McCoy, SS (HM)
- 2000-- DeAngelo Evans, RB (2nd)
Lester McCoy, WR (3rd)
Dontaye McCoy, SS (HM)
- 1999-- Lester McCoy, WR (2nd)
Max McCoy, DL (HM)
Gerard Clemons, LB (HM)
- 1998-- Brian Shay, RB (1st)
John Hesse, OL (3rd)
- 1997-- Brian Shay, RB (1st)

D2FOOTBALL.COM ALL-AMERICAN

- 2004-- J.J. Richard, WR (HM)
- 2003-- Tyler Paul, RB (HM)
- 2002-- Dontaye McCoy, SS (1st)

CoSIDA ACADEMIC ALL-AMERICAN

- 2003-- Brad Johnson, DB (1st)
*Tyler Paul, RB (1st)
**Academic All-America of the Year*
- 2002-- Tyler Paul, RB (1st)
- 2001-- Pat Amon, P (2nd)

CoSIDA/ALL-MIDWEST REGION

- 2004-- J.J. Richard, WR (1st)
- 2003-- Tyler Paul, RB (1st)
Andy Bandstra, OL (1st)
Justin Gray, K (1st)
- 2002-- Dontaye McCoy, SS (1st)
Eric Martin, OL (2nd)
- 2001-- Dontaye McCoy, SS (1st)
Pat Amon, P, (2nd)
- 2000-- Lester McCoy, WR (1st)
Dontaye McCoy, SS (1st)
- 1999-- Lester McCoy, WR (1st)
Max McCoy, DL (2nd)
- 1998-- Brian Shay, RB (1st)
John Hesse, OL (1st)
- 1997-- Brian Shay, RB (1st)

FIRST TEAM ALL-MIAA

- 2006-- Brandon Stribling, DB (1st)
- 2005-- Adam Melichar, LB (1st)
- 2004-- J. J. Richard, WR (1st)
Adam Melichar, DE (1st)
- 2003-- Tyler Paul, RB (1st)
Andy Bandstra, OL (1st)
Justin Gray, K (1st)
Brad Johnson, DB (1st)
- 2002-- Dontaye McCoy, DB (1st)
Louis Lamb, TE (1st)
Eric Martin, OL (1st)
- 2001-- Dontaye McCoy, DB (1st)
Pat Amon, P (1st)
- 2000-- Lester McCoy, WR (1st)
Dontaye McCoy, SS (1st)
- 1999-- Joe Jacobs, QB (1st)
Lester McCoy, WR (1st)
Max McCoy, DL (1st)
Gerard Clemons, LB (1st)
- 1998-- Brian Shay, RB (1st)
John Hesse, OL (1st)
Max McCoy, DL (1st)
Maurice Davis, DB (1st)
- 1997-- Brian Shay, RB (1st)
Troy Maton, WR (1st)
Jarret Vito, WR (1st)
Anthony Brightman, OL (1st)
Shane McBride, LB (1st)

ESU POST SEASON HISTORY

EMPORIA STATE POSTSEASON GAMES

NCAA PLAYOFFS

2003 at Winona State 10, ESU 3

MINERAL WATER BOWL

2002 ESU 34, Winona State 27 OT

1958 Lincoln 21, ESU 0

NAIA PLAYOFFS

1987 Cameron 17, at ESU 12

1988 Adams State 14, at ESU 10

1989 at ESU 32, Harding 9

ESU 51, at Adams State 44

*at Carson-Newman 34, ESU 20 (National Championship game)

MISSOURI-KANSAS BOWL

1948 ESU 34, SW Missouri 20

BOOT HILL BOWL

1972 William Penn 17, ESU 14



Quarterback Mike Burch led ESU in all-purpose yards as ESU advanced to the 1989 NAIA championship game.

ASSOCIATED PRESS ALL-AMERICANS

FIRST TEAM

Dontaye McCoy	SS	2002
Brian Shay	RB	1998
John Hesse	OL	1998
Brian Shay	RB	1997
Brian Shay	RB	1996
Quincy Tillmon	RB	1991
Bruce Cerone	SE	1969
Bruce Cerone	SE	1968
Keith Caywood	RB	1941
Shorty Long	G	1940
James Fraley	FB	1935

SECOND TEAM

Justin Gray	K	2004
Lester McCoy	WR	1999
Wade LeDuc	TE	1991
Chuck Sanger	E	1950
Harry Kline	E	1937

HONORABLE MENTION

Chet Duncan	DT	1950
Bob Shepler	RB	1950
Keith Caywood	RB	1940
Cecil Dryer	T	1935
Harry Kline	E	1935



Wide Receiver Lester McCoy was a second team AP All-American in 1999.

ESU POST SEASON HISTORY

CONFERENCE CHAMPIONSHIPS

MID-AMERICA INTERCOLLEGIATE CONFERENCE
2003 9-3

CENTRAL STATES INTERCOLLEGIATE CONFERENCE
1989 10-3-0

GREAT PLAINS ATHLETIC CONFERENCE
1973 7-2-0
1972 7-4-0

CENTRAL INTERCOLLEGIATE CONFERENCE
1952 7-3-0
1951 5-3-1
1950 6-2-1
1948 8-2-0
1947 7-1-1
1929 6-2-0
1927 7-0-1

KANSAS CONFERENCE
1926 7-0-0
1916 6-3-1
1915 5-2-2

Last time

ESU reached the Post-Season

ESU reached the NCAA Division II Playoffs in 2003. The Hornets held a 3-0 lead at the half before Winona State scored 10 unanswered points to grab a 10-3 victory. Tyler Paul rushed for 107 yards and Tad Hatfield passed for 150 yards.

Last time

ESU won in the post-season

In 2002 ESU knocked off Winona State 34, 27 in overtime at the Mineral Water Bowl. Tyler Paul scored on the Hornets overtime possession and ESU defense held Winona State to earn the victory in annual game held in Excelsior Springs, Mo. Tyler Paul ran for 224 yards and three touchdowns as Quarterback Tad Hatfield passed for 236 yards. Justin Gray hit two field goals including one from 28 yards away with only two seconds remaining on the clock to send the game to overtime.



ESU Runningback Brian Shay rushed his way to the Harlon Hill Trophy and NCAA Division II Player of the Year in 1998.



Hornet Kicker Justin Gray kicked a 28-yard field goal with two seconds remaining on the clock to send the 2002 Mineral Water Bowl to overtime. ESU went on to win the ball game in overtime by a score of 34-27.

HORNET NATIONAL AWARDS

HARLON HILL AWARD
1998 Brian Shay, RB

NCAA II NATIONAL PLAYER OF THE YEAR
1998 Brian Shay, RB

NAIA NATIONAL COACH OF THE YEAR
1989 Larry Kramer

WELCH STADIUM

In 2008 Emporia State University will celebrate its 68th season in Francis G. Welch Stadium. The stadium is named in honor of ESU's long-time coach and athletic director. Welch guided the efforts of the Hornet football program from 1928-42, and then again from 1946-54. In those two spans, Welch won 115 games and is the all-time winningest coach in ESU football history. The Super Turf playing surface is named for the W.S. and E.C. Jones Trust that provided the lead gift for the artificial surface.

Opened in 1937 and dedicated in 1960, the stadium sits just north of beautiful Lake Wooster and has seated as many as 10,000 fans when bleachers were added in each end zone. Permanent lighting makes it possible to televise games and play at night.

The facility also has been used extensively by individuals outside the University community. Welch Stadium is the home field of the Emporia High School football team and has hosted the Hershey Track and Field State Championships, Special Olympics, the 1998, 2004 and 2008 Kansas Shrine Bowl. The 1995, 1999 and most recently the 2006 NCAA Division II National Track Championships were held here at the Zola Witten Track.

In 1992, the "GOING THE DISTANCE CAMPAIGN" was initiated. With its completion, track and field events once again were held at ESU. In 1995 and 1999, the NCAA Division II National Track and Field Championships were held on the new Zola Witten Track within Welch Stadium.

In 1994, as part of the campaign's second phase, the east and west side concession areas, restroom facilities, and entrances were renovated. A new scoreboard was hoisted into place at the south end of the stadium and a new landscaped fence was erected.

In 1997, the final phase was completed in time for the University's 100th season of intercollegiate football. The Hutchinson Family Pavilion is a three-tiered facility

which has enclosed theatre seating on the first floor, a president's box and four sky-boxes on the second floor, and a game-day management and media center on the third floor.

The facility was one of the first on the NCAA Division II level to offer enclosed sky-boxes and is still one of only a few across the nation.

The latest upgrades to the historic facility came prior to the 2006 season with the addition of the Super Turf playing surface and upgrade of the stadium's sound system.

The first game at Welch Stadium came on Armistice Day, 1937. The Hornets tied St. Benedict's College, 20-20. More than 6,000 fans saw the first game in the facility.

The Hornets gained a tie for the Central Intercollegiate Conference title by beating Pittsburg State, 7-0, on Homecoming 1951. Quarterback Bob Sherrer won the game with a 69-yard TD run.

The Hornets defeated Washburn on Homecoming 1972, 41-7. With the win, the Hornets won the Great Plains Athletic Conference and earned a berth in the Boot Hill Bowl Game.

In 1973, a record crowd of 10,000 saw the Hornets defeat Northern Colorado, 10-0, as the Hornets vaulted to a No. 3 ranking in the NAIA. ESU tied UNC for the Great Plains Athletic Conference championship in 1973.

The Hornets defeated Harding, 32-9, as ESU advanced to the NAIA semifinals in 1989. After winning on the road the following week at Adams State, ESU played for the national title against Carson-Newman.

The Hornets won their first ever Mid-America Intercollegiate Athletics Association game when they defeated Missouri Western, 23-22, before a crowd of more than 5,800 on September 21, 1991.

The Hornets defeated Washburn, 64-35, in front of a regional television audience, on October 30, 1997. Brian Shay became the school's all-time leading rusher and finished the game with an MIAA-record 469 all-pur-

pose yards.

On September 19, 1998 the Hornets defeated Pittsburg State, 38-28, in front of 9,200 fans - the second largest crowd in Welch Stadium history.

Emporia State again defeated Pittsburg State on October 12, 2002 this time by a score of 13-3 on the way to the Hornets first postseason appearance since 1989.

The Hornets have averaged over 5,000 fans per game over the last ten years or nearly 75 percent of capacity in Welch Stadium.

The addition of Jones Field at Welch Stadium to the Hutchinson Family Pavilion ESU has maintained its position as one of the finest football facilities at the NCAA Division II level in the nation.

FACILITY RECORDS

1981	0-5
1982	2-3
1983	1-4
1984	2-3
1985	4-1
1986	5-0
1987	4-2
1988	4-1
1989	5-0
1990	4-3
1991	3-2
1992	4-1
1993	2-3
1994	2-3
1995	2-4
1996	1-5
1997	4-1
1998	4-1
1999	3-3
2000	3-2
2001	3-3
2002	4-1
2003	4-2
2004	3-2
2005	1-4
2006	1-4
2007	1-4
Total	73-65 (.529)






FOOTBALL FACILITIES



A new Super Turf artificial surface was installed at Welch Stadium in the summer of 2005.

A new sound system was installed in the summer of 2006, to enhance the enjoyment of the gameday experience for Hornet fans.

The Hutchinson Family Pavilion includes private suites and has served as a model for programs across the country wishing to upgrade their facilities.



A weight room, office complex, and locker room improvements were implemented during the 1999 season. These improvements were made possible by the generous support of individuals known as "Difference Makers."

The ESU football program is committed to providing an environment for the student-athlete which hopefully maximizes the potential for success.

HORNET STRENGTH & CONDITIONING

ESU STRENGTH & CONDITIONING RECORDS

	HORNET STRENGTH	HORNET STRENGTH	HORNET STRENGTH	HORNET STRENGTH	HORNET STRENGTH	HORNET STRENGTH	HORNET STRENGTH	HORNET STRENGTH	HORNET STRENGTH
	Bench	Squat	Power Clean	Pro Agility	20 yd dash	Vertical			
Quarterbacks	Kelton Copeland 315 lbs. 2002	Tad Hatfield 412 lbs. 2004	Eric Runge 286 lbs. 2006	Andre Sloan El 4.00 2008	Kelton Copeland 2.62 2002	Kelton Copeland 36.5" 2002			
Runningbacks	Brian King 375 lbs. 2004	Michael Fulton 547 lbs. 2005	Cody Young 340 lbs. 2004	Seville Ko 4.03 2002	Tyler Paul 2.55 2002	Brian King 37.0" 2003			
Wide Receivers	J.J. Richard 290 lbs. 2004	Matt Martin 467 lbs. 2005	Zac Teske 327 lbs. 2006	Ryan Johnson 4.05 2002	Andre Maupin 2.50 2008	Ryan Johnson 39.5" 2002			
Off. Line/ Tight Ends	Matt McClain 425 lbs. 2005	Cecil Wattree 625 lbs. 2005	Andy Bandstra 379 lbs. 2003	Cody Young 4.22 2002	Cody Young 2.62 2002	Cody Young 36.0" 2004			
Def. Line	Matt McClain 450 lbs. 2006	Matt McClain 583 lbs. 2006	Brad Pyle 356 lbs. 2005	Adam Melichar 4.18 2004	Adam Melichar 2.75 2005	Adam Melichar 38.5" 2004			
Linebackers	Jovani Gonzalez 400 lbs. 2004	A.J. Brinkman 559 lbs. 2005	Casey Gamble 352 lbs. 2004	Eric Rondeau 4.23 2006	James Jones 2.68 2008	Adam Bowen 33.5" 2004			
Safeties	Charles Greer 355 lbs. 2002	Derek Ambler 503 lbs. 2006	Troy Johnson 340 lbs. 2004	Troy Johnson 4.05 2005	Jake Richter 2.60 2003	Graham Neeland 34.5" 2005			
Cornerbacks	Travis Lee 375 lbs. 2006	John Scott 480 lbs. 2002	John Scott 293 lbs. 2003	Jacob Lynch 3.91 2008	Luke Waller 2.57 2003	Brandon Stribling 42.0" 2005			
Kickers/ Punters	Justin Gray 320 lbs. 2003	Justin Gray 463 lbs. 2004	Justin Gray 259 lbs. 2003	Jeff Edwards 4.28 2006	Mike Servis 2.78 2003	Mike Servis/Johnny Torres 28.0" 2002/2006			



Lifter of the Year

Lucas Sullivan

The lifter of the year goes to the Hornet that shows the most improvement, leadership in the weight room and best overall performance.

The 2007-08 Hornet Lifter of the Year is Lucas Sullivan. Sullivan a tight end from Tippecanoe, Ohio, did not miss a single off season workout during the year.



HORNET WEIGHT ROOM





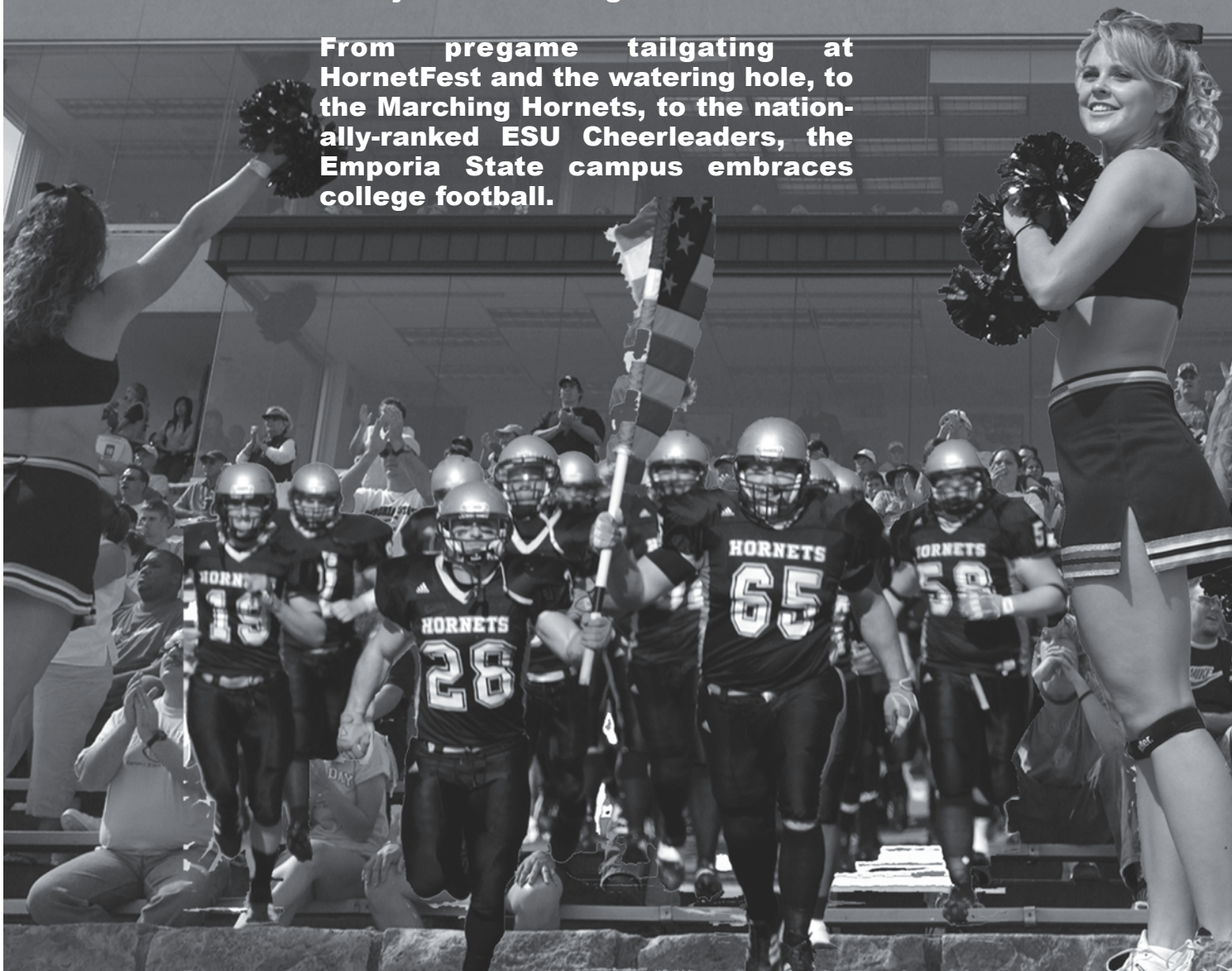
HORNET GAMEDAY



Football Gameday

A Hornet football Saturday is more than just a football game.

From pregame tailgating at HornetFest and the watering hole, to the Marching Hornets, to the nationally-ranked ESU Cheerleaders, the Emporia State campus embraces college football.



HORNET GAMEDAY



COACH GARIN HIGGINS



Garin Higgins

Head Coach

Years Coaching at ESU: Second
ESU Record: 3-8 (.273)
Overall Record: 54-17 (.761)
College: Emporia State in 1992
Recruiting Area: Kansas

Former Hornet Garin Higgins enters his second season at his alma mater with a 54-17 record as a head coach after going 3-8 in his first season at ESU.

Prior to ESU, Higgins compiled a 51-9 record (.857) as the head coach at Northwestern Oklahoma State University before becoming the co-offensive coordinator at NCAA Division II member Minnesota State in 2005. He was the offensive coordinator at Northeastern State University of the Lone Star Conference in 2006. NSU was 3-2 in the LSC, their first winning conference record since 2000.

THE HIGGINS FILE

Coaching Career

2007 Head Coach - Emporia State 3-8
2006 Off. Coordinator - Northeastern State 4-6
2005 Co-Off. Coordinator - Minn. State 2-9
2004 Head Coach - Northwestern Okla. *9-2
2003 Head Coach - Northwestern Okla. #11-2
2002 Head Coach - Northwestern Okla. *11-1
2001 Head Coach - Northwestern Okla. *7-3
2000 Head Coach - Northwestern Okla. #13-1
1999 Offensive Coordinator - NWOSU !13-0
1998 Offensive Coordinator - NWOSU 7-3
1997 Offensive Coordinator - NWOSU 5-5
1996 RB/QB Coach - NWOSU *8-3
1995 RB/QB Coach - NWOSU 5-5
1994 RB/QB Coach - NWOSU 1-9
1993 Grad. Asst. - Northeastern State 7-3
1992 Grad. Asst. - Northeastern State 5-5

Playing Career

1990 Quarterback - Emporia State 6-4
1989 Quarterback - Emporia State #11-2
1988 Quarterback - Emporia State *8-3
1987 Quarterback - Emporia State *7-4

!NAIA National Champion
#NAIA National Runners-up
*NAIA Playoffs

While at NWOSU, the Rangers qualified for the NAIA playoffs five consecutive seasons, had three national title game appearances and he was named the Central State Football League Coach of the Year five straight years from 2000 through 2004. He also led the Rangers to five CSFL titles during that span. Higgins's offense rolled up over 42 points per game from 1999-2003 and his rushing offense led the nation in 1999 and 2000. The Rangers won 31 consecutive games from Oct. 1998 through December 2000 and were 15-3 against NCAA Division II schools under Higgins. His .857 winning percentage is the highest in NWOSU history.

Higgins has coached three players that have gone on to play in the NFL - Lynn Scott with the Dallas Cowboys, Sam Breden with the Green Bay Packers and current Dallas Cowboy Patrick Crayton. In 2006 season he coached Jarrett Byers to the Lone Star Conference North Wide Receiver of the Year Award

"Emporia State can and will compete for conference championships in football," said Higgins. "And the MIAA is hands down the best conference in the nation."

A native of Blackwell, Okla. where he was an all-state quarterback, Higgins earned his undergraduate degree at Emporia State in 1992. He was a four-year letterman for the Hornets and helped lead the team to a national runner-up finish in 1989. He has been involved with four teams that have played for or won national championships as a player, coordinator or head coach.

"Emporia State provided me a wonderful experience as a student-athlete and I hope to do the same for my players," said Higgins. "We are going to recruit kids that want to come to ESU and represent this university well on the field, in the classroom and in the community."

Higgins and his wife Heather, a 1995 graduate of ESU, are the parents of three children - son Halen and daughters Harlee and Gracyn.

Q & A WITH COACH HIGGINS

What brought you back to Emporia State?

First of all, anytime you get a chance to come back to your alma mater as the head football coach, it really is a dream come true and it is something I always thought about ever since I got into the profession. Second, along with being a great University and a great community, I think this is a great location to recruit kids too, to get an education and play football.

What do you plan to do to lay the foundation for the development of the Hornet football program - both for next year and in the long term?

Well, you have to lay the foundation first with the players that are already here, and as coaches we talk about our culture all the time to the players. The other thing is when you begin to build something you want it to be able to grow from the ground up and that starts with recruiting high school players and developing them for four to five years so they can begin to teach players that come in the future what Emporia State Football is all about. Which we will be known as a team that is mentally tough and physical.

What most excites you about the upcoming season?

I think watching the steps that our football team has taken and watching the development of the culture of our football program. But I am also very excited about the possibility of watching some of our younger players get a chance to compete this year.

What should fans expect to see out on the field when they come to Welch Stadium?

We definitely want to be a team that plays with a lot of enthusiasm, energy and an attitude that we will never take the field without the belief that we will win.

How do you want the typical Hornet football player to be perceived?

A player that has a strong work ethic, is concerned about his teammates and is mentally and physically tough. Along with having the right type of character off the field.

When a player graduates from your program, what do you want them to remember from it?

I definitely want our player to have the same type of experience that I did as a student athlete at ESU. We want to be proud not only of our football program but of this great institution. We want them leaving here with a sense of pride that their alma mater is Emporia State University. We want them to be leaders in their communities and be a positive impact in everything they want to do in life.



Head Coach Garin Higgins with wife Heather and children (l-r) daughter Harlee, daughter Gracyn, and son Halen.

COACHING PHILOSOPHY

CULTURE OF EMPORIA STATE UNIVERSITY™ FOOTBALL

THE POWER OF



Relentless **E**ffort

When the film comes on there is no change of speed.

Enthusiasm

Intense approach to this game and our culture.

Education

To develop the mind, knowledge, and skill.

High **E**nergy

A large amount of force and vigor helping us reach our full potential.

Explosiveness

A burst of power to push us passed our mental and physical limits.

Execution

To perform quicker, faster, and stronger to gain a mental edge over our opponent.

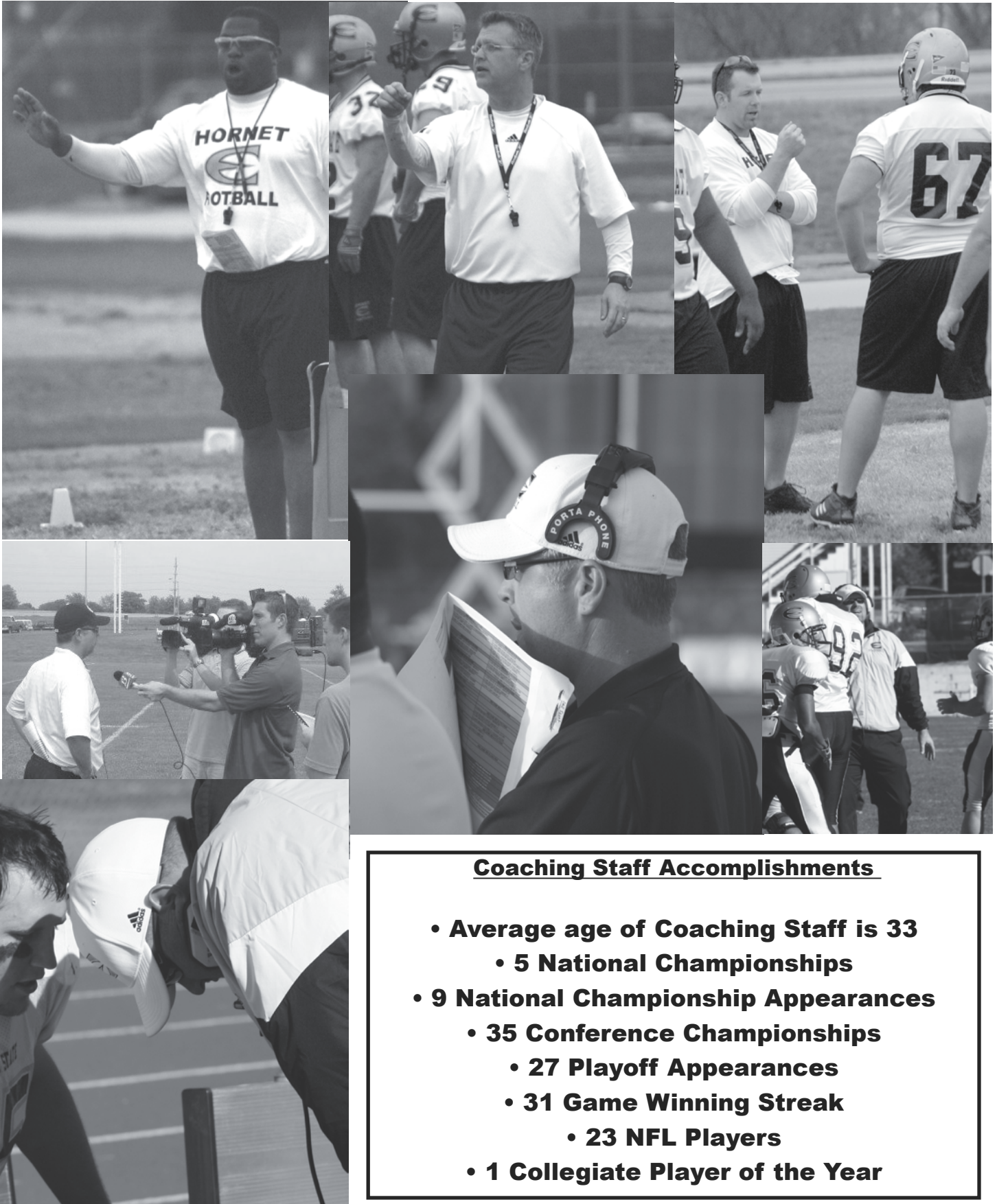
The Hornet Vision

The Hornet football program will be respected as one of the very best collegiate programs in in the country. We will help young men achieve their highest potential in the classroom and on the field. The program will move fast in a positive direction by creating a culture of excellence and tradition.

We will abide by the power of the "E."

"No Excuses, No Explanations"

ESU COACHES



MEET THE COACHES



Spence Nowinsky

**Associate Head Coach
Defensive Line**

Years Coaching at ESU: Second

College: Minnesota State-Mankato
1996

Recruiting Area: Kansas City, Kan.
Fort Worth, Texas

Coaching: Spence Nowinsky is in his second season as the defensive line coach and associate head coach for ESU. He came to ESU from Minnesota State. He coached the defensive line in 2006 and 2004 for the Mavericks coaching the offensive line in 2005.

Nowinsky spent the 2003 season as defensive line coach for Idaho. He began his collegiate coaching career as a defensive graduate assistant at Wisconsin from 1999-2002. The Badgers won the 2000 Rose Bowl with a 17-9 victory over Stanford.

Nowinsky was an assistant coach at Wittenberg-Birnamwood (Wis.) HS from 1997-99 and began his coaching career in 1995-97 as an assistant at Lake Crystal-Wellcome Memorial (Minn.) HS.

College Experience: Nowinsky was a four year letterwinner for Minnesota State from 1991-94 as a defensive lineman.



Coach Spence Nowinsky and wife Jen.

MEET THE COACHES



Ken Gordon

**Defensive Coordinator
Linebackers**

Years Coaching at ESU: Second

College: Northwest Missouri State
1996

Recruiting Area: Tulsa, Okla./East
Texas

Coaching: Ken Gordon is in his second season as the defensive coordinator and linebacker coach for the Hornets. He came to ESU from Minnesota State where he was the defensive coordinator the previous two seasons. The Mavericks were ranked second in the NCC in total defense during the 2005 season.

Prior to MSU, Gordon spent two years at Pierce (Calif.) College as defensive coordinator. The Brahma Bulls led the Western States Conference in total defense in his final season there.

He began his coaching career at Northwest Missouri State and was a member of the Bearcat coaching staff that won NCAA Division II National Championships in 1998 and 1999.

College Experience: Gordon played linebacker at NWMSU in 1995 and 1996 and was a first-team All-MIAA performer as a senior.



Coach Ken Gordon and wife Jessica with their dog Rylie.

MEET THE COACHES



Travis Fox

**Strength and Conditioning
Offensive Line**

Years Coaching at ESU: Second

College: Northwest Oklahoma State
1998

Recruiting Area: Wichita/Topeka/
Central Kansas

Coaching: Travis Fox is in his second year coaching the offensive line for ESU after spending six seasons at Kilgore (Texas) JC. He begins his first season as the Hornets Strength and Conditioning Coach.

He was the offensive coordinator for the Rangers the last two seasons and coached the offensive line throughout his tenure. Kilgore won three of four postseason bowl games and twice earned top ten rankings in the final NJCAA National Poll, including an undefeated, national runner-up spot in 2001. He began his coaching career at Northwest Oklahoma State as the offensive line coach in 1999 and 2000. NWOSU won the national championship in 1999 and were national runners-up in 2000.

College Experience: Fox played offensive guard for the Rangers for four years and earned second-team NAIA All-American honors as a senior in 1998.



Coach Travis Fox with
wife Lisa.

MEET THE COACHES



Gary Manuel

Runningbacks

Years Coaching at ESU: Second
College: Northwest Oklahoma State
in 2000

Recruiting Area: Oklahoma

Coaching: Gary Manuel is in his second season coaching the running backs and special teams at Emporia State. He was the running back/quarterback coach at Kilgore (Texas) JC during the 2005 and 2006 seasons. He was also in charge of special teams at Kilgore.


He began his coaching career at his alma mater, Northwest Oklahoma State, as running back and quarterback coach from 2001-2004. The Rangers were the NAIA national runners-up in 2003 and won 37 games during his time as an assistant.

College Experience: He was a four year letterwinner for Northwest Oklahoma and earned all-conference honors as a senior in 2000.



Coach Gary Manuel and wife Jennifer with son Kaden.

MEET THE COACHES



Sean Clowers

Tight Ends/Recruiting Coordinator

Years Coaching at ESU: First
College: Sterling College 1999
Recruiting Area: Dallas/North Texas

Coaching: Sean Clowers begins his first season with the Hornets as the Tight Ends coach and Recruiting Coordinator.

Prior to coming to Emporia Clowers spent five seasons with Northeastern State University. While with the Riverhawks he was the Offensive Line and Tight Ends

Coach as well as taking over as Run game and Recruiting Coordinator in 2006.

He started his coaching career as Linebackers, Defensive Ends and Special Teams coach at Highland Community College in Highland, Kan.

Playing Experience: He played both football and basketball while at Sterling College in Sterling, Kan. He was a member of the state championship football team while at Clovis High School in Clovis, New Mexico.



Sean Clowers will coach the Tight Ends at Emporia State including former All-MIAA selection Lance Sullivan (33).

MEET THE COACHES



Jerrod Sparling

Receivers

Years Coaching at ESU: Second
College: Emporia State in 2008

Coaching: Jerrod Sparling will begin his first full season as a graduate assistant at Emporia State. Sparling spent half the season last year as a coach while spending the other half of the season on the roster.

College Experience: Came to Emporia State after redshirting his first season with

the University of Ohio. Saw time on the scout team during his sophomore and junior seasons. He completed five of nine passes for 41 yards in the final game of the 2007 campaign for the Hornets against Pittsburg State.

High School: Second-team All-Ohio selection as a senior in high school in 2003 at North Cornerstone High School in Ohio. Named Region 11 Player of the Year and participated in the prestigious Ohio East/West HS All Star Game.



Brendan Meany

Linebackers

Years Coaching at ESU: First
College: Winona State '07

Coaching: Brendan Meany is in his first season as a graduate assistant Coach for the Hornets. Prior to coming to ESU he coached the defensive line at Eisenhower High School in Blue Island, Ill. for one season.

College Experience: Played Defensive Line at Winona State University in Minnesota. Was

named second team all NSIC after finishing the season second in sacks in the conference. Was a member of a squad that went 39-9 during his career and three times qualified for the National Playoffs.

High School: Was All-Area, All-Conference and served as the team captain.



MEET THE COACHES



Mike LoPorto

Secondary

Years Coaching at ESU: First
College: Emporia State '07

Coaching: Mike LoPorto begins his first season as a graduate assistant with the Hornets and will coach Linebackers. He joins the coaching staff after playing with the Hornets for three seasons.

in 25 games from the Linebacker position for ESU. Had a sack and five tackles against Northwest Missouri State during his sophomore season.

High School Experience: A 2004 graduate of Blue Springs South High School where he was a first-team All-State linebacker and first-team All-Suburban Big 8 Conference.



J.J. Milanovich

Linebackers

Years Coaching at ESU: First
College: Slippery Rock '07

Coaching: J.J. Milanovich is in his first season as a graduate assistant coach for the Hornets. Prior to coming to Emporia he spent four seasons as a student assistant for Slippery Rock University under head coach Dr. Mihalik. While he was at The Rock they went 25-18 and finished in the top four of the PSAC-West all four of those seasons.

Hornet Defense



HORNET RETURNERS



Quarterback Andre Sloan El



Cornerback Travis Lee



Linebacker David Diener



Linebacker Blake Ringwall



Runningback Justin Wieser



Runningback Seville Ko

2008 ROSTER

No.	Name	Pos.	Ht.	Wt.	Yr.	Hometown	Previous School	Alphabetical Roster
1	Andre Sloan-El	QB	6-2	185	Jr.-1L	Pennsauke, N.J.	Visalia College of the Sequoias	ADRIAN ABNER 7
2	Travis Lee	DB	5-10	197	Jr.-2L	Greenville, Texas	Greenville HS	KADEN ADAMS 96
3	Danny McEvoy	WR	6-4	210	Jr.-TR	Leavenworth, Kan.	Hutchinson CC	CYDNEY ALDRIGE 69
4	Marcus Mead	LB	6-2	222	Jr.-1L	Alva, Okla.	Baylor	DEREK AMBLER 40
5	Katrel Larkins	LB	6-1	220	Jr.-1L	Aurora, Colo.	Montbello HS	RYAN ANSTAETT 74
5-d	Adam VandeVelde	QB	5-10	179	Fr.-HS	St. Mary's, Kan.	St. Mary's HS	TERRY ASANTE 32
6	Zach Rampy	QB	5-11	176	Fr.-RS	Overland Park, Kan.	Blue Valley HS	TAYLOR BARKER 42
7	Adrian Abner	RB	5-7	172	Fr.-RS	DeSoto, Texas	DeSoto HS	BOBBY BEARD 90
8	Aaron Stubblefield	S	6-1	191	Jr.-2L	Denver Colo.	Montbello HS	BROCK BELL 43
9	Kameron Gee	DB	5-8	165	Fr.-RS	DeSoto, Texas	DeSoto HS	AUSTIN BENDA 77
10	Tyler Eckenrode	QB	6-1	170	Fr.-HS	Houston, Texas	The Woodlands HS	JUSTIN BENNETT 88
11	Stanton St. Claire	WR	6-0	185	Fr.-HS	Ardmore, Okla.	Ardmore HS	MALACHI BICKLE 50
12	Michael Fulton	FB	5-10	232	Sr.-2L	Fulton, Mo.	Park Hill South HS	DEVIN BRANDON 36
13	Emad Moqbel	K	5-9	160	Fr.-RS	Yemen	YALI	A.J. BRINKMAN 55
14	Sheldon Smith	QB	6-1	200	Fr.-HS	Oklahoma City, Okla.	Douglass HS	TRAVON BROOKS 54
15	Matt Coursen	WR	5-11	168	Fr.-RS	Waverly, Kan.	Waverly HS	ANDREW BUFFA 44
16	Tyler Mikkelson	DB	6-1	182	Fr.-RS	Stillwell, Kan.	Blue Valley HS	ANDREW BUSS 75
17	Kurt Webster	DB	5-11	185	Fr.-RS	Shawnee, Kan.	Shawnee Mission West HS	DALLAS CARR 92
18	Ethan McBride	WR	6-3	175	Fr.-RS	Muskogee, Okla.	Mustang HS	TIM CHANDLER 89
19	Jacob Perdue	DB	5-8	170	Fr.-HS	Austin, Texas	Vista Ridge HS	TYLER CHILSON 80
20	Seville Ko	RB	5-10	199	Sr.-3L	Belton, Mo.	Belton HS	LUKE COSTELLO 51
20-d	Cody Godshall	DB	5-9	185	Fr.-HS	Carbondale, Kan.	Santa Fe Trail HS	TJ COULTER 25
21	Sean Partridge	WR	6-0	185	Sr.-3L	Denver, Colo.	Montbello HS	MATT COURSEN 15
22	Justin Wieser	RB	5-9	206	Jr.-2L	Papillion, Neb.	LaVista HS	DAVID DIENER 52
23	Nathan Linsey	LB	6-0	221	So.-1L	Lebo, Kan.	Lebo HS	TYLER ECKENRODE 10
24	Bryant Linsey	WR	5-10	164	Fr.-RS	Lebo, Kan.	Lebo HS	CLEO EDWARDS 39
25	Jake Lynch	DB	6-1	205	So.-1L	Belton, Mo.	Belton HS	CASEY FINLAYSON 61
25-d	T.J. Coulter	DB	5-11	170	Fr.-HS	Putnam City, Okla.	Putnam City HS	MICHAEL FULTON 12
26	Brian Murphy	RB	5-10	171	Fr.-TR	Lawrence, Kan.	Kansas	KAMERON GEE 9
27	Chris Poston	DB	6-1	180	Fr.-HS	Oklahoma City, Okla.	Bishop McGuiness HS	JORDAN GODBERSON 71
28	Xavier Smith	RB	6-0	180	Fr.-HS	Hempstead, Texas	Hempstead HS	CODY GODSHALL 20
29	Heath Thompson	DB	6-0	185	Fr.-HS	Bixby, Okla.	Bixby HS	BLAKE GREEN 67
30	Colby Rainey	FB	5-11	204	Jr.-2L	Emporia, Kan.	Emporia HS	MATT HABERMAN 65
30-d	Derwin Hall	RB	5-7	170	Fr.-HS	Blue Springs, Mo.	Blue Springs HS	TRACY HAGEMAN 83
31	Derek Lohman	DB	6-3	190	Fr.-HS	Alva, Okla.	Alva HS	DAVID HAMMAN 86
32	Terry Asante	RB	5-8	180	Fr.-HS	Garland, Texas	Garland South HS	CHRIS HEHEMANN 79
33	Lucas Sullivan	TE	6-0	230	Sr.-2L	Tippecanoe, Ohio	Ohio	GREG HENDERSON 91
34	Blake Ringwall	LB	6-2	214	Jr.-1L	Rose Hill, Kan.	Rose Hill HS	RANDY HOLLADAY 76
35	Quincy Williams	DB	6-1	175	Fr.-HS	Carrollton, Texas	Smith HS	JAMES JONES 53
36	Devin Brandon	DB	6-2	185	Fr.-HS	Kansas City, Mo.	University Academy HS	SEVILLE KO 20
37	Matt Perry	K	5-9	170	Fr.-HS	Jenks, Okla.	Jenks HS	KATREL LARKINS 5
38	Johnny Torres	P/K	5-8	155	Sr.-3L	Wichita, Kan.	Bishop Carroll HS	TRAVIS LEE 2
39	Cleo Edwards	RB	5-7	180	Fr.-RS	Punta Gordo, Fla.	Chaminade Madonna HS	NATHAN LINSEY 23
40	Derek Ambler	DB	5-9	195	Jr.-2L	Belton, Mo.	Belton HS	BRYANT LINSEY 24
41	Will Maxwell	K	6-2	166	Fr.-HS	Bixby, Okla.	Bixby HS	DEREK LOHMANN 31
43	Brock Bell	LB	6-0	205	Fr.-HS	Wichita, Kan.	Bishop Carroll HS	JAKE LYNCH 25
44	Andrew Buffa	LB	6-5	210	Fr.-HS	Liberty, Mo.	Liberty HS	KEITH MAPLES 93
45	Zach Traphagan	S	6-1	200	So.-1L	Harveyville, Kan.	Mission Valley HS	ANDRE MAUPIN 81
								WILL MAXWELL 41
								ETHAN McBRIDE 18

2008 ROSTER

ALPHABETICAL ROSTER

	No.	Name	Pos.	Ht.	Wt.	Yr.	Hometown	Previous School
MATT MCCLAIN	66	46 Drew Turner	DB	6-0	180	Fr.-HS	Goddard, Kan.	Goddard HS
ALLEN MCCLURE.....	68	48 John Waechter	LB	5-10	225	Sr.-2L	Olpe, Kan.	Olpe HS
DANNY McEVOY.....	3	49 Braxton Owens	LB	6-0	236	Fr.-RS	Muskogee, Okla.	Muskogee HS
BEN MCKAIG	58	50 Malachi Bickle	LB	5-11	185	Fr.-HS	Lee's Summit, Mo.	Lee's Summit West HS
MARCUS MEAD.....	4	51 Luke Costello	OL	6-0	260	Sr.-2L	Emporia, Kan.	Emporia HS
TYLER MIKKELSON.....	16	52 David Diener	LB	5-8	213	So.-1L	Salina, Kan.	Salina Central HS
MARK MINTKEN	98	53 James Jones	LB	6-2	192	Fr.-RS	Dallas, Texas	Seagoville HS
DOMINIC MIROCKE.....	82	54 Travon Brooks	LB	6-0	200	Fr.-HS	Muskogee, Okla.	Muskogee HS
EMAD MOQBEL.....	13	55 A.J. Brinkman	DE	6-0	244	Sr.-3L	Parsons, Kan.	Parsons HS
JOSH MOSES	84	57 Angelo Webb	DL	6-1	256	Sr.-2L	St. Louis, Mo.	Watkins HS
BRIAN MURPHY	26	58 Ben McKaig	OL	6-4	225	Fr.-RS	Wichita, Kan.	Maize HS
MICHAEL NUNELY.....	64	59 Lance Uhles	OL	6-3	255	Fr.-HS	Norman, Okla.	Norman North HS
CODY OATES.....	63	60 Daniel Webb	DL	6-1	252	So.-1L	Ft. Collins, Colo.	Rocky Mountain HS
AARON OWENS	47	61 Casey Finlayson	DL	6-4	275	So.-1L	Burlington, Kan.	Burlington HS
BRAXTON OWENS.....	49	62 Reid Peterson	OL	6-2	270	Fr.-HS	Parkville, Mo.	Park Hill South HS
SEAN PARTRIDGE	21	64 Michael Nunely	OL	6-4	280	Jr.-2L	Kiowa, Kan.	South Barber HS
JACOB PERDUE.....	19	65 Matt Haberman	OL	6-2	260	Fr.-HS	Great Bend, Kan.	Great Bend HS
MATT PERRY	37	66 Matt McClain	DL	6-2	298	Sr.-3L	Blue Springs, Mo.	Blue Springs HS
REID PETERSEN.....	62	67 Blake Green	OL	5-11	254	Sr.-1L	Oologah, Okla.	Northeastern (Okla.) A & M
CHRIS POSTON.....	27	68 Allen McClure	OL	6-3	265	Fr.-HS	Liberty, Mo.	Liberty HS
COLBY RAINEY.....	30	69 Cydney Aldridge	OL	6-2	240	Fr.-HS	Kansas City, Mo.	University Academy HS
ZACH RAMPY.....	6	71 Jordan Godberson	OL	6-4	276	Fr.-RS	Olathe, Kan.	Olathe North HS
DEREK REMPE.....	85	72 Trey Stead	OL	6-3	275	Fr.-HS	Bixby, Okla.	Bixby HS
BLAKE RINGWALL.....	34	73 Steve Underwood	OL	6-3	303	Jr.-2L	Ft. Collins, Colo.	Rocky Mountain HS
MATT ROSENHAMER... 87		74 Ryan Anstaett	OL	6-4	273	Sr.-2L	Republic, Mo.	Republic HS
ANDRE SLOAN EL.....	1	75 Andrew Buss	OL	6-3	280	Fr.-HS	Windsor, Mo.	Windsor HS
SHELDON SMITH.....	14	76 Randy Holladay	OL	6-3	295	Fr.-RS	Topeka, Kan.	Topeka Seaman HS
XAVIER SMITH.....	28	77 Austin Benda	OL	6-5	290	Fr.-HS	Edmond, Okla.	Deer Creek HS
STANTON ST. CLAIR.....	11	79 Chris Heheman	OL	6-2	290	Fr.-RS	Wichita, Kan.	Northwest HS
TREY STEAD.....	72	80 Tyler Chilson	K	6-1	200	Fr.-RS	Topeka, Kan.	Topeka Hayden HS
AARON STUBBLEFIELD.. 8		80d Ryan Westmoreland	WR	5-11	185	Fr.-HS	Derby, Kan.	Derby HS
BRIAN TARKINGTON	99	81 Andre Maupin	WR	5-11	157	So.-1L	Oklahoma City, Okla.	Northwest Claussen HS
HEATH THOMPSON.....	29	82 Dominic Mirocke	TE	6-3	240	Sr.-2L	Lee's Summit, Mo.	Lee's Summit HS
JOHNNY TORRES	38	83 Tracy Hageman	WR	6-2	200	So.-SQ	Kingman, Kan.	Kingman HS
ZACH TRAPHAGAN	45	84 Josh Moses	TE	6-3	270	Fr.-HS	Broken Arrow, Okla.	Broken Arrow HS
DREW TURNER.....	46	85 Derek Rempe	WR	5-10	175	Fr.-HS	Centralia, Kan.	Centralia HS
LANCE UHLES.....	59	86 David Hamman	WR	5-9	186	So.-SQ	Americus, Kan.	Northern Heights HS
STEVE UNDERWOOD	73	87 Matt Rosenhamer	DL	6-2	215	Fr.-RS	Wichita, Kan.	Bishop Carroll HS
ADAM VANDEVELDE.....	5	90 Bobby Beard	DL	6-3	215	Fr.-HS	Tulsa, Okla.	East Central HS
JOHN WAECHTER	48	91 Greg Henderson	LB	5-10	210	Fr.-RS	Belton, Mo.	Belton HS
JEREMY WALKER.....	95	92 Dallas Carr	DL	6-2	240	Jr.-TR	Wichita, Kan.	Butler County CC
NICK WATSON.....	97	93 Keith Maples	DL	6-1	346	Jr.-1L	Belton, Mo.	Benedictine College
ANGELO WEBB	57	95 Jeremy Walker	DL	6-4	280	Fr.-HS	Lee's Summit, Mo.	Bonner Springs HS
DANIEL WEBB.....	60	96 Kaden Adams	DL	6-2	250	Sr.-3L	Andover, Kan.	Andover Central HS
KURT WEBSTER.....	17	97 Nick Watson	DL	6-5	200	Fr.-HS	Kansas City, Kan.	Piper HS
RYAN WESTMORELAND80		98 Mark Mintken	DL	6-4	285	Fr.-HS	Gretna, Neb.	Gretna HS
JASON WHITAKER.....	94	99 Bryan Tarkington	DL	6-4	295	Sr.-TR	Woodland Hills, Calif.	Washington St.
JUSTIN WIESER.....	22							
QUINCY WILLIAMS.....	35							

2008 ROSTER BREAKDOWN

HORNETS BY CLASS SENIORS (15)

Blake Green, Michael Fulton, Lucas Sullivan, John Waechter, Angelo Webb, Ryan Anstaett, Dominic Mirocke, Seville Ko, Sean Partridge, Johnny Torres, Matt McClain, Kaden Adams, Brian Tarkington, A.J. Brinkman, Luke Costello

JUNIORS (14)

Andre Sloan-El, Marcus Mead, Katrek Larkins, Blake Ringwall, Keith Maples, Travis Lee, Aaron Stubblefield, Justin Wieser, Colby Rainey, Derek Ambler, Michael Nunely, Steve Underwood, Danny McEvoy, Dallas Carr

SOPHOMORES (10)

Nathan Linsey, Zach Traphagan, David Diener, Daniel Webb, Casey Finlayson, Tracy Hageman, David Hamman, Aaron Owens, Jake Lynch, Andre Maupin

FRESHMAN (59)

Redshirts (20)

Zach Rampy, Adrian Abner, Kameron Gee, Emad Moqbel, Matt Coursen, Tyler Mikkelson, Kurt Webster, Ethan McBride, Bryant Linsey, Cleo Edwards, Braxton Owens, James Jones, Ben McKaig, Randy Holladay, Chris Heheman, Tyler Chilson, Matt Rosenhamer, Greg Henderson, Brian Murphy, Jordan Godberson

High School (39)

Adam VandeVelde, Tyler Eckenrode, Stanton St. Claire, Sheldon Smith, Jacob Perdue, Cody Godshall, T.J. Coulter, Chris Poston, Heath Thompson, Derwin Hall, Derek Lohman, Terry Asante, Quincy Williams, Devin Brandon, Will Maxwell, Brock Bell, Andrew Buffa, Drew Turner, Malachi Bickle, Travon Brooks, Lance Uhles, Reid Peterson, Matt Haberman, Allen McClure, Cydney Aldrige, Trey Stead, Andrew Buss, Austin Benda, Ryan Westmoreland, Josh Moses, Derek Rempe, Jason Whitaker, Jeremy Walker, Nick Watson, Mark Mintken, Xavier Smith, Matt Perry, Bobby Beard, Tim Chandler

HORNETS BY POSITION

OFFENSE (47)

Quarterbacks (5)

Andre Sloan-El, Adam VandeVelde, Zach Rampy, Tyler Eckenrode, Sheldon Smith

Wide Receivers (11)

Danny McEvoy, Stanton St. Claire, Matt Coursen, Ethan McBride, Sean Partridge, Bryant Linsey, Ryan Westmoreland, Tracy Hageman, Derek Rempe, David Hamman, Andre Maupin

Full Backs/Tight Ends (6)

Lucas Sullivan, Dominic Mirocke, Josh Moses, Tim Chandler, Michael Fulton, Colby Rainey

Running Backs (8)

Adrian Abner, Seville Ko, Justin Wieser, Brian Murphy, Derwin Hall, Terry Asante, Cleo Edwards, Xavier Smith

Offensive Linemen (17)

Ben McKaig, Lance Uhles, Reid Peterson, Michael Nunely, Matt Haberman, Cydney Aldrige, Trey Stead, Ryan Anstaett, Andrew Buss, Austin Benda, Randy Holladay, Chris Heheman, Jordan Godberson, Luke Costello, Blake Green, Allen McClure, Steve Underwood

DEFENSE (46)

Defensive Backs (17)

Travis Lee, Kameron Gee, Tyler Mikkelson, Kurt Webster, Jacob Perdue, Jake Lynch, T.J. Coulter, Chris Poston, Heath Thompson, Derek Lohman, Quincy Williams, Devin Brandon, Derek Ambler, Drew Turner, Cody Godshall, Aaron Stubblefield, Zach Traphagan

Linebackers (14)

Marcus Mead, Katrek Larkins, Nathan Linsey, Blake Ringwall, Brock Bell, Andrew Buffa, Aaron Owens, John Waechter, Braxton Owens, Malachi Bickle, David Diener, James Jones, Travon Brooks, Greg Henderson

Defensive Line (15)

A.J. Brinkman, Angelo Webb, Daniel Webb, Casey Finlayson, Matt McClain, Matt Rosenhamer, Dallas Carr, Keith Maples, Jason Whitaker, Jeremy Walker, Kaden Adams, Nick Watson, Mark Mintken, Brian Tarkington, Bobby Beard

SPECIAL TEAMS (5)

Kicker (4)

Emad Moqbel, Will Maxwell, Tyler Chilson, Matt Perry

Punter/Kicker (1)

Johnny Torres

HORNETS BY HOME STATE

Kansas (36)

Danny McEvoy, Adam VandeVelde, Zach Rampy, Matt Coursen, Tyler Mikkelson, Kurt Webster, Cody Godshall, Nathan Linsey, Bryant Linsey, Brian Murphy, Colby Rainey, Blake Ringwall, Johnny Torres, Brock Bell, Zach Traphagan, Drew Turner, Aaron Owens, John Waechter, Luke Costello, David Diener, A.J. Brinkman, Ben McKaig, Casey Finlayson, Michael Nunely, Matt Haberman, Jordan Godberson, Randy Holladay, Chris Heheman, Tyler Chilson, Ryan Westmoreland, Tracy Hageman, David Hamman, Matt Rosenhamer, Dallas Carr, Kaden Adams, Nick Watson.

Oklahoma (18)

Marcus Mead, Stanton St. Claire, Sheldon Smith, Ethan McBride, T.J. Coulter, Chris Poston, Heath Thompson, Derek Lohmann, Matt Perry, Will Maxwell, Braxton Owens, Travon Brooks, Lance Uhles, Blake Green, Trey Stead, Austin Benda, Andre Maupin, Josh Moses, Bobby Beard.

Missouri (18)

Michael Fulton, Seville Ko, Jake Lynch, Derwin Hall, Devin Brandon, Derek Ambler, Andrew Buffa, Malachi Bickle, Angelo Webb, Reid Peterson, Matt McClain, Allen McClure, Cydney Aldridge, Ryan Anstaett, Andrew Buss, Dominic Mirocke, Greg Henderson, Keith Maples, Jeremy Walker.

Texas (9)

Travis Lee, Adrian Abner, Kameron Gee, Tyler Eckenrode, Jacob Perdue, Xavier Smith, Terry Asante, Quincy Williams, James Jones.

Colorado (5)

Daniel Webb, Steve Underwood, Aaron Stubblefield, Sean Partridge, Katrek Larkins

Nebraska (2)

Justin Wieser, Mark Mintken

Ohio (1)

Lucas Sullivan.

Florida (1)

Cleo Edwards

California (1)

Brian Tarkington

New Jersey (1)

Andre Sloan El

COACHING STAFF

Head Coach

Garin Higgins (Emporia St. '92)

Associate Head/D-Line

Spence Nowinsky (Minnesota-Mankato '96)

Defensive Coordinator (Secondary)

Ken Gordon (NWMSU '96)

Tight Ends/Recruiting

Sean Clowers (Sterling '99)

Runningbacks

Gary Manuel (Northwest Okla. St. '00)

Offensive Line/Strength

Travis Fox (Northwest Okla. State '98)

Recievers

Jerrod Sparling (Emporia St. '08)

Defensive Line

Brendan Meany (Winona St. '07)

Linebackers

J.J. Milanovich (Slippery Rock '07)

Secondary

Mike LoPorto

PRONUNCIATION GUIDE

Kaden Adams

Kay-done

Terry Asante

Uh-Son-Tay

Cydney Aldridge

Sid-knee

Malachi Bickle

Mal-uh-ki

Travon Brooks

Tray-Von

Andrew Buffa

Boo-Fa

David Diener

Dee-ner

Chris Heheman

Hay-Man

Cody Godshall

God-Shawl

Mark Mintken

Mean-Kin

Dominic Mirocke

Mer-ock

Emad Moqbel

E-maud Moc-bell

Seville Ko

Sa-ville

Zac Traphagan

Trap-hay-gun

John Waechter

Weckter

Justin Wieser

Weeser

Coaches

Spence **Nowinsky**

No-Win-Ski

J.J. **Milonovich**

Mill-lawn-O-vitch

RETURNERS CAREER HIGHS

INDIVIDUAL SINGLE GAME CAREER HIGHS OF RETURNING PLAYERS

Rushes (min. 4)

Seville Ko	30	Truman '06
Justin Wieser	21	at Western St. '07
Andre Sloan-El	18	at Mo. Southern '07
Lucas Sullivan	7	at Mo. Southern '07
Colby Rainey	6	at Pittsburg St. '07
Jake Lynch	6	at Western St. '07

Yards Rushing (min. 10)

Justin Wieser	156	at Western St. '07
Seville Ko	141	Panhandle St. '06
Andre Maupin	75	Washburn
Colby Rainey	47	Panhandle St. '06
Andre Sloan-El	38	Washburn '07
Jake Lynch	32	at Western St. '07
Lucas Sullivan	22	at Mo. Southern '07
Sean Partridge	21	2x last SBU '07

Rushing Touchdowns

Seville Ko	2	4x last SBU '07
Andre Sloan-El	2	Washburn '07
Justin Wieser	1	4x last at Truman '07
Colby Rainey	1	Panhandle St. '06

Long Rush

Seville Ko	74	Ft. Hays State '05
Justin Wieser	46	at Western St. '07
Andre Maupin	43	Washburn '07
Colby Rainey	33	Panhandle St. '06
Andre Sloan-El	23	at Western St. '07
Sean Partridge	21	SBU '07
Jake Lynch	11	at Western St. '07

Pass Attempts

Andre Sloan-El	30	at Fort Hays St. '07
Sean Partidge	1	2x last at Truman '07
Lucas Sullivan	1	at Mo. Southern '07
Johnny Torres	1	NWMSU '07

Pass Completions

Andre Sloan-El	17	at Fort Hays St. '07
Sean Partridge	1	Winona St. '06

Yards Passing

Andre Sloan-El	242	SBU '07
Sean Partridge	23	Winona St. '06

Long Pass

Andre Sloan-El	70	SBU '07
Sean Partridge	23	Winona St. '06



Travis Lee returns as the MIAA record holder with a 100 yard interception return for a touchdown last season.

Touchdown Passes

Andre Sloan-El	2	SBU '07
----------------	---	---------

Receptions (min. 2)

Seville Ko	5	at Fort Hays St. '07
Sean Partridge	5	Central Missouri '07
Andre Maupin	5	at Pittsburg St. '07
Lucas Sullivan	4	Winona St. '06
Katrel Larkins	4	at Fort Hays St. '07
Justin Wieser	3	NWMSU '07
Dominic Mirocke	2	2x last Wahburn '07

Yards Receiving (min. 13)

Sean Partridge	147	SBU '07
Andre Maupin	84	Washburn '07
Seville Ko	62	Mo. Southern '06
Katrel Larkins	42	at Fort Hays St. '07
Dominic Mirocke	37	SBU '07
Michael Fulton	33	at Western St. '07
Lucas Sullivan	29	Winona St. '06
Justin Wieser	26	Northwest Mo. '06
Jake Lynch	20	at Pittsburg St. '07

Touchdown Receptions

Sean Partridge	2	2x last SBU '07
Lucas Sullivan	1	4x last Washburn '06
Michael Fulton	1	2x last MWSU '07
Andre Maupin	1	Central Missouri '07
Colby Rainey	1	Mo. Western '07

Long Reception (min. 13)

Sean Partridge	70	SBU '07
Andre Maupin	57	Washburn '07
Seville Ko	40	at SBU '06
Dominic Mirocke	31	SBU '07
Justin Wieser	26	Northwest Mo. '06
Lucas Sullivan	18	Panhandle St. '06
Katrel Larkins	16	at Fort Hays St. '07

Tackles (min. 2)

Blake Ringwall	14	Mo. Western '07
David Diener	13	Mo. Southern '07
Nathan Linsey	10	NWMSU '07
Jonathon Harris	10	NWMSU '07
AJ Brinkman	9	at Central Okla. '07
Daniel Webb	7	2x last at Truman '07
Matt McClain	6	Central Mo. '06
Marcus Mead	6	at Central Okla. '07
Aaron Stubblefield	6	NWMSU '07
Kaden Adams	5	Mo. Western '07
Katrel Larkins	5	at Pittsburg St. '07
Angelo Webb	4	3x last at PSU '07
John Waechter	4	at Pittsburg St. '07
Zacg Traphagan	4	at Pittsburg St. '07
Casey Finlayson	4	Central Missouri '07
Travis Lee	4	Mo. Southern '07

Sacks

Blake Ringwall	1.5	at Truman '07
Casey Finlayson	1.0	2x last at Truman '07
Kaden Adams	1.0	4x last at PSU '07
Daniel Webb	1.0	2x last at Truman '07
AJ Brinkman	1.0	3x last NWMSU '07
Matt McClain	1.0	Panhandle St. '06
David Diener	1.0	NWMSU '07
Keith Maples	1.0	Washburn '07
Nathan Linsey	1.0	at Western St. '07

Interceptions

Travis Lee	1	4x last NWMSU '07
Aaron Stubblefield	1	2x last NWMSU '07
David Diener	1	at Central Okla. '07
A. J. Brinkman	1	at Central Okla. '07
Jonathan Harris	1	NWMSU '07
Derek Ambler	1	Ft. Hays State '06

Long Interception

Travis Lee	100	at Central Okla. '07
Jonathan Harris	20	NWMSU '07
Aaron Stubblefield	19	Central Missouri '07
David Diener	10	at Central Okla. '07
A. J. Brinkman	6	at Central Okla. '07

2008 PREVIEW

Success for the 2008 Emporia State Hornets will depend largely on how quickly an athletic but inexperienced group adjusts to play in the rugged MIAA. To say the Hornets will be young is an understatement. Seventy-one of the 100 players for second year coach Garin Higgins on the summer roster have two years or less of college football experience.

DEFENSE

The ESU defense created more big plays for more yards in 2007 than at any time since joining the MIAA. The Hornets had 25 sacks for a loss of 180 yards and returned 18 interceptions for 396 yards and four touchdowns. ESU returns 18.5 sacks and eight of the interceptions for 2008.



2 Travis Lee, is one of two returners in the Hornet secondary. He had two interception return for touchdowns last season.

Defensive Line

There are eight Hornets returning on defense that started at least four games last year led by a very deep defensive line. Seniors **Kaden Adams**, **A.J. Brinkman** and **Matt McClain** are all three year letter winners for ESU that have started on the d-line. Brinkman was named an honorable mention All-MIAA defensive lineman last season despite splitting time at linebacker and on the line. Adams has played in 28 games as a Hornet with nine starts. McClain has played in 21 games on defense after playing three games as an offensive lineman his freshman year. Senior **Brian Tarkington**, who transferred to ESU from Washington State last fall and will have one year remaining, was a four star recruit out of high school according to scout.com.

Sophomores **Casey Finalyson** and **Daniel Webb** each had 25 total tackles last season. Finalyson was in on three sacks with six tackles for loss as a freshman while Webb had four TFL and two sacks. Senior **Angelo Webb** has battled injuries during his first two years at ESU, but has managed seven tackles for loss in just 16 games. Junior **Keith Maples** has provided plenty of size in his one year with the Hornets and recorded a sack against Washburn last year.

Redshirt freshman **Matt Rosenhamer** was impressive on the scout team last year and will be joined by junior **Dallas Carr** in a battle for playing time. True freshmen **Bobby Beard**, **Mark Mintken**, **Jeremy Walker**, and **Nick Watson** will all likely redshirt.

Linebackers

While ESU only returns one player with at least four starts at the linebacker position, six Hornets that saw playing time last season do return. Junior **Blake Ringwall** was an honorable mention All-MIAA linebacker last season and started the first ten games before missing the final game with an injury. He led ESU with 11 tackles for loss and 4.5 sacks and was third on the team in total tackles with 78 in just ten games. Sophomore **David Diener** started the final eight games of the season and finished the year with 80 total tackles. Sophomore **Nathan Linsey** started the first and last games of the year. He had a career high ten tackles against Northwest Missouri State and ended the season with seven stops at Pittsburg State.

Junior **Marcus Mead** played in eight



#34 Blake Ringwall had a team leading 11 tackles for a loss in 2007.

games after transferring to ESU from Baylor. Junior **Katrel Larkins** recorded 15 tackles while seeing time at linebacker, safety and wide receiver last season. Senior **John Waechter** has been a mainstay on special teams for the Hornets and recorded six tackles last year for ESU. Redshirt Freshman **James Jones** and **Braxton Owens** will look to provide depth this season while true freshmen **Brock Bell**, **Andrew Buffa**, **Malachi Bickle**, and **Travon Brooks** are probable redshirt candidates.

Defensive Backs

Experienced depth is a concern in the defensive backfield with juniors **Travis Lee** and **Aaron Stubblefield** the only two players with significant playing experience. Lee was a second-team All-MIAA performer at cornerback last season after intercepting four passes and returning two for touchdowns. He became the first player in MIAA history to return an interception 100 yards for a touchdown and score a defensive extra point in the same season. Stubblefield has battled injuries throughout his ESU career, appearing in just 16 games over the last three years. He had two interceptions last season.

Sophomore **Zach Traphagan** had five tackles last season for ESU. Junior **Derek Ambler** has played in six games for the Hornets with one interception in his career. Sophomore **Jake Lynch** played in ten games last season with one tackle. Redshirt freshmen **Kameron Gee** and **Tyler Mikelson** will need to provide quality playing time for the Hornets to be successful. The true freshmen are a talented group and this is one position where they may be asked to play right away. Look for **Devin Brandon**, **Derek Lohman**, **Heath Thompson** and **Quincy Williams** to get a shot early. **Kurt Webster**, **Jacob Perdue**, **T.J. Coulter**, **Chris Poston**, **Drew Turner** and **Cody Godshall** round out the freshman class.

OFFENSE

Quarterback

After an injury plagued sophomore season junior **Andre Sloan El** is set to return at quarterback. He missed most of training camp with an abdominal problem and missed the final three games of the season with a knee injury suffered in the first half of the Missouri Western game. In the five games he started and finished, Sloan El averaged 175.8 yards per game passing and 37.4 yards per game rushing for 213.2

2008 PREVIEW

yards of total offense a game. That mark would have ranked fourth in the MIAA last season. With a year in the system under his belt, redshirt freshman **Zach Rampy** may push for playing time after being named the Simone Award winner as the top high school football player in the Kansas City metro area in 2006.



#20 Seville Ko has rushed for 2,038 yards over the last three seasons.

Running Back

The Hornets were sixth in the MIAA in rushing offense last season and could make a move up with a solid group of returners and some talented newcomers. Senior **Seville Ko** and junior **Justin Wieser** have combined to rush for over 3,200 all-purpose yards over the last three seasons, led by Ko's 2,038 yards in 31 games.

They will be joined by redshirt freshmen **Adrian Abner** and **Brian Murphy** in the mix at tailback. Abner is in his second year at ESU while Murphy will be making his Hornet debut after redshirting at KU last season. The true freshmen include **Terry Asante** and **Xavier Smith**.

Full Backs/Tight Ends

There is plenty of experience at the H-back slot for the Hornets this season. Senior **Lucas Sullivan** returns for his third season at ESU after earning preseason All-America honors from the Football Gazette last season. Seniors **Michael Fulton** and **Dominic Mirocke** are in their fifth year with the program. Junior **Colby Rainey** has moved from tailback to full back this season. Freshmen **Josh Moses** is a potential redshirt candidate.

Wide Receiver

The wide receiver position is wide open with just two players returning at wide out that caught a pass last season. Senior **Sean Partridge** led ESU with 27 receptions in just ten games last season. He has averaged 13.5 yards per reception in his career for ESU. Sophomore **Andre Maupin** had all 18 of his receptions over the last six games of the year. He had at least 50 yards receiving in three of those games. Sophomore **Tracy Hageman** is in his second year at wide receiver after beginning his Hornet career as a quarterback. Redshirt freshman **Matt Coursen** was set to play last year before coming down with an illness at the end of training camp that forced the redshirt. Junior **Danny McEvoy** transferred to ESU from Hutchinson CC where he earned second-team All-Jayhawk Conference honors. **Ethan McBride**, **Bryant Linsey**, and **David Hamman** are back after redshirting their first year with the Hornets.

Newcomers this year include **Stanton St.Claire** and **Derek Rempe**. Rempe was the East Team MVP during the 2008 Kansas Shrine Bowl.



#6 Sean Partridge was the Hornets leading receiver in 2007.

Offensive Line

It will be a new look offensive line after graduating three, three year starters from last year's group. Senior **Luke Costello** has started 15 games for the Hornets at center over the past two years. Junior **Steve Underwood** has earned 11 starts the last two seasons. Senior **Blake Green** split time with Costello at center in six games last season with one start.

Senior **Ryan Anstaett** has played in 14 games with three starts in his four year ca-

reer. Junior **Michael Nunely** has split time on both sides of the line during his time at ESU. A mix of four redshirt freshmen - **Ben McKaig**, **Randy Holladay**, **Chris Hehe-man**, and **Jordan Godberson** - and five true freshmen - **Lance Uhles**, **Reid Peterson**, **Matt Haberman**, **Trey Stead** and **Austin Benda**- will be competing to fill out the line.

SPECIAL TEAMS

Senior **Johnny Torres** has been the punter for ESU in each of the last three seasons and was asked to fill in at placekicker last year. He has a career average of 35.6 yards per punt. The rest of the kicking and punting corps are all newcomers. Redshirt freshmen **Emad Moqbel** and **Tyler Chilson** worked out with the team last season. True freshmen **Will Maxwell** and **Matt Perry** will also be vying for the kicking position.


SCHEDULE

The Hornets will have a chance to start off quickly this year. ESU opens the season with four of their first five games on Jones Field at Welch Stadium and end with four of six on the road. Three of the Hornet's first four home opponents had losing records last season. ESU will be the opponent for Nebraska-Omaha's debut as an MIAA member school in the one road game during the first half of the season.



#1 Andre Sloan-El averaged 175.8 passing yards per game in the five games he finished.

MEET THE 2008 HORNETS



#1 Andre Sloan El

Height: 6-2
Weight: 190
Year: Jr.-Tr.
Position: QB
Major: Communication
Born: Jan. 30, 1986
Hometown: Pennasauke, N.J.
Previous: Visalia College of the Sequoias
Parents: Andre and Miriam Sloan El

At ESU: Sloan El will begin his second year with the Hornets...

Sloan El will begin his second year with the Hornets...is healthy to start the season after missing much of 2007 training camp with injury.

2007: Started six games for the Hornets at quarterback during the 2007 season while appearing in eight games... had a completion percentage of 53.5 connecting on 76 of 142 passes...had 965 yards through the air before missing several games due to injury...carried the ball 87 times for the Hornets averaging 28.8 yards per game...had a long completion of 70 yards on the year and threw for four touchdowns...also had three touchdowns on the ground for the Hornets.

Visalia College of the Sequoias: As the quarterback for the Giants he passed for 1768 yards and 12 touchdowns while his team finished with a 7-3 record.

At Minnesota: Redshirted for the Golden Gophers.

High School: A 2004 graduate of Roman Catholic High School (Penn.)...named to the Super Prep Northeast Team... selected as a PrepStar All-Atlantic Region choice...first-team all-state and all-conference selection...second-team all-city performer...completed 111-of-211 passes for 1,498 yards, while also rushing for 300 yards his senior season..threw for 3,768 yards on 277-of-593 passing with 36 touchdowns along with 17 rushing scores for his career...lettered four times and was a two-time all-conference selection.

Sloan El's Career Passing Statistics

Year	G	Att	Cmp	Int	Yds	TD	Lg
2007	8	142	76	6	965	4	70
TOTAL	8	142	76	6	965	4	70



#2 Travis Lee

Height: 6-0
Weight: 185
Year: Jr.-1L
Position: CB
Major: Sociology
Born: Feb. 22, 1986
Hometown: Greenville, Tex.
Previous: Greenville HS
Parents: Barbara Lee

At ESU: Begins his fourth year with the Hornets.

2007: Was named second team All-MIAA for the 2007 season...tied for the team lead with four interceptions including two returned for a touchdown...tied an MIAA record and set a new Hornet record with a 100 yard interception return against Central Oklahoma.

2006: Played in 11 games last season finished with four total tackles.

2005: Redshirt

High School: A graduate of Greenville HS...member of nationally ranked 400m and 800m relay team for his high school.

Lee's Career Statistics

Year	G	UA	A	Total	TFL	Yds	Int
2006	11	2	2	4	0	0	0
2007	11	16	11	27	1.0	192	2
TOTAL	22	18	13	31	1.0	192	2



Quarterback Andre Sloan El threw for 965 yards and four touchdowns last season.

MEET THE 2008 HORNETS



#4 Marcus Mead

Height: 6-2
Weight: 222
Year: Jr.-1L
Position: LB
Major: Recreation
Born: Aug. 27, 1985
Hometown: Woodward, Okla.
HS/Previous: Alva HS/Baylor
Parents: Chandler and Karen Mead

At ESU: In his second year with the Hornets.
2007: Had 22 tackles to go along with one fumble recovery in the 2007 campaign...also had one tackle for a loss.
At Baylor: Earned one varsity letter after redshirting his first season with the Bears.
High School: A 2004 graduate of Alva High School...was a three year letter winner in football for the Goldbugs... named to the Enid News' All-Northwest Oklahoma all-star team and was tabbed District 2A-1 Linebacker of the Year ... earned honorable mention all-state honors from The Daily Oklahoman ... rushed 182 times for 1,047 yards and 10 touchdowns as senior ... also recorded 86 tackles in 10 games

Mead's Career Statistics							
Year	G	UA	A	Total	TFL	Yds	Int
2007	8	7	15	22	1.0	0	0
Total	8	7	15	22	1.0	0	0



#5 Katrell Larkins

Height: 6-1
Weight: 205
Year: Jr.-1L
Position: LB
Major: Business
Born: March 5, 1987
Hometown: Aurora, Colo.
HS/Previous: Montebello HS
Parents: Laura and Kevin Larkins

At ESU: Starts his fourth year with the Hornets, will move back to the defensive side of the ball where he will play linebacker.
2007: Caught nine passes for 87 total yards from his wide receiver position.
2006: Recorded 16 total tackles in 11 games in the defensive backfield.
2005: Redshirted
High School: First-team All-City by both the Denver Post and Rocky Mountain News...coached by Oliver Lucas.


Larkin's Career Statistics							
Year	G	UA	A	Total	TFL	Yds	Int
2006 (at DB)	11	10	6	16	0	0	0
2007 (at DB)	11	9	6	15	0	0	0
Total	22	19	12	31	0	0	0
RECEIVING							
Year	G	Rec	Yds	TD	Lg		
2007	11	9	87	0	16		
Total	11	9	87	0	16		



#6 Zach Rampy

Height: 5-11
Weight: 176
Year: Fr.-RS
Position: QB
Major: Elementary Ed
Born: Aug. 12, 1988
Hometown: Overland Park
HS/Previous: Blue Valley HS
Parents: Steve and Tracy Rampy

At ESU: In his second year with the Hornets.
2007: Redshirted.
High School: A 2007 graduate of Blue Valley High School... lettered in football, track, baseball and basketball for the Tigers...was named first team All-State by both Wichita Eagle and Topeka Capital Journal...was named to both papers elite 11...first team All-Metro in the Kansas City Star...first team All-Metro by Metro sports...passed for over 2000 yards in both his junior and senior seasons...passed for 53 career TD's and rushed for 28 TD's in his career...rushed for 1,461 career yards.



#7 Adrian Abner

Height: 5-7
Weight: 172
Year: Fr.-RS
Position: RB
Major: Business
Hometown: DeSoto, Texas
HS/Previous: DeSoto HS

At ESU: Starts his second year with the Hornets after redshirting during the 2007 campaign.
2007: Redshirted.
High School: A 2007 graduate of DeSoto High School in Texas... lettered in football for the Eagles...was an All-District selection... DeSoto HS offensive MVP...156 carries for 1,143 yards and 11 touchdowns as a senior...carried the ball 179 times for 1,180 yards and six touchdowns during his junior season in 2005.

MEET THE 2008 HORNETS



#8 Aaron Stubblefield

Height: 6-2
Weight: 190
Year: Jr.-2L
Position: S
Major: Public Relation
Born: Jan. 12, 1987
Hometown: Denver, Colo.
HS/Previous: Montbello HS
Parents: Crystal Warren & Greg Griffen

At ESU: In his fourth season at ESU.

2007: Played in nine games last season for the Hornets...had 31 total tackles and intercepted two passes.

2006: Redshirted

2005: Played in seven games...had career high three tackles at Ft. Hays State.

High School: All-conference performer...all-Denver performer as a junior and senior...USATF All-American on 1600m relay...one star national rating by scout.com...coached by Oliver Lucas.



#9 Kameron Gee

Height: 5-8
Weight: 165
Year: Fr.-RS
Position: DB
Major: Health Prom.
Hometown: DeSoto, Texas
HS/Previous: DeSoto HS

At ESU: In his second season with the Hornets after red-shirting during the 2007 campaign.

2007: Redshirted


High School: A 2007 graduate of DeSoto High School in Texas...lettered in football for the Eagles...was named first team All-District by the Dallas Morning News...was a high school teammate of running back Adrian Abner.

Stubblefield's Career Statistics

Year	G	UA	A	Total	TFL	Yds	Int
2005	7	5	4	9	0	0	0
2007	9	17	14	31	0.5	23	2
Total	16	22	18	40	0.5	23	2



Safety Aaron Stubblefield had two interceptions to go along with 31 tackles during the 2007 campaign.



#12 Michael Fulton

Height: 5-10
Weight: 232
Year: Jr.-1L
Position: FB
Major: Business
Born: Mar. 17, 1986
Hometown: Parkville, Mo.
Previous: Park Hill South HS
Parents: Jim and Chris Fulton

At ESU: In his fourth year with the Hornets.

2007: Started two games for the Hornets during the 2007 campaign...saw action in 10 of 11 games for ESU...made two catches during the season, both for touchdowns, which tied him for the team lead in touchdown receptions.

2006: Member of the scout team defense.

2005: Member of the scout team defense.

2004: Redshirt

High School: A 2004 graduate of Park Hill South HS...first team All-State linebacker by the AP...first team All-Conference linebacker...second team All-Conference running back...coached by Ron Litchfield

Biggs' Career Statistics

RECEIVING	G	Rec	Yds	TD	Lg
2007	10	2	35	2	33
Total	19	2	35	2	33

MEET THE 2008 HORNETS



#13 Emad Moqbel

Height: 5-9
Weight: 160
Year: Fr.-RS

Position: K
Major: Inf. Systems

Hometown: Yemen
HS/Previous: YALI

At ESU: In his second season with the Hornets after redshirting during the 2007 campaign.

2007: Redshirted

High School: Was a soccer player in Yemen...walked on with the ESU football team in 2007.



#15 Matt Coursen

Height: 5-11
Weight: 168
Year: Fr.-RS

Position: WR
Major: Chemistry
Born: Aug. 8, 1988

Hometown: Waverly, Kan.
Previous: Waverly HS
Parents: Tim and Sandy Coursen

At ESU: Is starting his second season with the Hornets after redshirting in 2007.

2007: Redshirted

High School: A 2007 graduate of Waverly High School... lettered in football, basketball and track for the Bulldogs... Two-time All-State running back...three-time All-Lyon County League performer...two time state champion.



#16 Tyler Mikkelson

Height: 6-1
Weight: 182
Year: Fr.-RS

Position: DB
Major: Chemistry
Born: Oct. 17, 1988

Hometown: Stillwell, Kan.
Previous: Blue Valley HS
Parents: Mike and Kathy Mikkelson

At ESU: Is starting his second season with the Hornets after redshirting in 2007.

2007: Redshirted

High School: A 2007 graduate of Blue Valley High School... lettered in football, basketball and baseball for the Tigers... First-team All-State...first-team All-EKL on both offense and defense...during high school career had six interceptions to go along with 82 solo tackles and 40 assisted tackles.



#17 Kurt Webster

Height: 5-11
Weight: 185
Year: Fr.-RS

Position: DB
Major: Soc. Science
Born: June 27, 1987

Hometown: Lenexa, Kan.
Previous: Shawnee Mission West HS
Parents: David and Colleen Webster

At ESU: Is starting his second season with the Hornets after redshirting in 2007.

2007: Redshirted

High School: A 2007 graduate of Shawnee Mission West High School...lettered in wrestling and football for the Vikings... was an All-Sunflower League defensive back.

MEET THE 2008 HORNETS



#18 Ethan McBride

Height: 6-3
Weight: 175
Year: Fr.-RS
Position: WR
Major: Undecided
Hometown: Muskogee, Okla.
Previous: Mustang HS

At ESU: Is starting his second season with the Hornets after redshirting in 2007.

2007: Redshirted

High School: A 2007 graduate of Mustang High School in Muskogee, Okla...lettered in football for the Bronchos... had 81 tackles and two sacks at strong safety...had 11 tackles against Norman North HS.



#20 Seville Ko

Height: 5-10
Weight: 199
Year: Sr.-2L
Position: RB
Major: Health/PE
Born: Feb. 19, 1986
Hometown: Belton, Mo.
HS/Previous: Belton HS
Parents: Ramil and Lori Ko

At ESU: Will begin his fifth season with the Hornets.

2007: Was the Hornets leading rusher starting in six games on the season and appearing in all 11 games...rushed for 681 yards averaging 61.9 yards per game and scored five rushing touchdowns...was the Hornets second leading receiver catching 19 passes for 105 yards.

2006: Played in all 11 games for the Hornets racking up 798 yards and 234 yards receiving...had 141 yards and two TD's in season opener against Panhandle State.

2005: Played in nine games with eight starts...had 559 yards and six touchdowns on the year...had career high 127 yards on 14 carries against FHSU...also topped the 100 yard mark against CMSU and MSSU.

2004: Redshirt

High School: A 2004 graduate of Belton HS...first-team All-Cass County, All-District...First-team AP All-State...Simone Award Finalist...leading rusher and scorer in Kansas City... Busnell, MetroSports, Red Zone Player of the Week...was a letter winner in football for the Pirates.



Seville Ko lead all Hornet rushers with 681 yards and five touchdowns last season.

Ko's Career Statistics

Year	G	Rush Att	Yds	TD	Lg	Rec.	Yds	TD
2005	9	128	559	6	74	11	62	0
2006	11	171	798	5	48	19	234	0
2007	11	141	681	5	56	19	105	0
Total	31	440	2038	16	74	49	401	0

MEET THE 2008 HORNETS



#21 Sean Partridge

Height: 6-0
Weight: 185
Year: Sr.-3L
Hometown: Denver, Colo.
HS/Previous: Montbello HS
Parents: Rickey and Sandra Partridge

Position: WR
Major: Communications
Born: March 20, 1987

At ESU: In his fourth season at Emporia State. Switching to #21 this season after wearing #6 in previous seasons.


2007: Was named honorable mention All-MIAA...had a team leading 27 receptions on the season from his wide receiver position....caught two touchdown passes including a season and career long seventy yard reception...returned nine kicks for 176 yards on the season good for an average of 19.6 per return with a long of 25 yards...also returned punts for ESU.

2006: Played in all 11 games for the Hornets....had 24 receptions for 302 yards.... caught three balls, two of which were for touchdowns against Central Missouri as well as having a season long 29-yard reception.

2005: Played in eight games...had four catches for 58 yards on the season...had a 30 yard reception against Ft. Hays State.

High School: First-team all-conference...second-team all-city by Denver Post...one star national rating by scout.com... coached by Oliver Lucas.

Partridge's Career Statistics					
RECEIVING	G	Rec	Yds	TD	Lg
2005	8	4	58	0	30
2006	11	24	302	4	29
2007	10	27	385	2	70
Total	29	55	745	6	70



#22 Justin Wieser

Height: 5-10
Weight: 206
Year: Jr.-2L
Hometown: Papillion, Neb.
HS/Previous: LaVista HS
Parents: Darla Zumm & Bob Wieser

Position: RB
Major: Business
Born: Sept. 22, 1986

At ESU: In his second year at Emporia State.

2007: Started five games this season appearing in all 11... rushed for 517 yards and two touchdowns...also caught five passes for 44 yards on the season.

2006: Played all 11 games for the Hornets...scored two touchdowns while rushing for 189 yards... caught six passes for 52 yards...had a season long 32-yard jaunt against Southwest Baptist.

2005: Redshirted.

High School: Second-team all-Omaha metro area...all-district...second-team all-state...set LaVista HS single game record with six touchdowns...coached by Gene Suhr.

Wieser's Career Statistics								
Year	G	Rush Att	Yds	TD	Lg	Rec.	Yds	TD
2006	11	44	189	2	32	6	52	0
2007	11	104	517	2	46	5	44	0
Total	22	148	706	4	46	11	96	0



Sean Partridge was the Hornets leading receiver in 2007 with 27 catches for 385 yards and two touchdowns.

MEET THE 2008 HORNETS



#23 Nathan Linsey

Height: 6-0
Weight: 216
Year: So.-1L
Position: LB
Major: Athletic Training
Born: June 16, 1987
Hometown: Lebo, Kan.
HS/Previous: Lebo HS
Parents: R.D. and Cindy Linsey

At ESU: Begins his second year with the Hornets.
2007: Played in all 11 games for the Hornets on the season... finished with 41 tackles including five tackles for a loss...also had one sack and broke up one pass.
2006: Redshirted
High School: A 2006 graduate of Lebo high school....First team All-League quarterback and defensive back in '04 and '05... All-State at defensive back in '04 and '05... also lettered in basketball and track and field.



#24 Bryant Linsey

Height: 5-10
Weight: 164
Year: Fr.-RS
Position: WR
Major: Undecided
Hometown: Lebo, Kan.
Previous: Lebo HS

At ESU: Is starting his second season with the Hornets after redshirting in 2007.
2007: Redshirted
High School: A 2007 graduate of Lebo High School...lettered in football for the Wolves...honorable mention all-state running back...Emporia Gazette All-Area

Linsey's Career Statistics							
Year	G	UA	A	Total	TFL	Yrds	Sacks
2007	11	22	19	41	5.0	26	1
Total	11	22	19	41	5.0	26	1



#25 Jake Lynch

Height: 6-1
Weight: 201
Year: So.-1L
Position: DB
Major: Undecided
Born: August 25, 1987
Hometown: Belton, Mo.
HS/Previous: Belton HS
Parents: Rhonda Hordee

At ESU: In his third season with the Hornets.
2007: Played in ten games...had ten carries for 46 yards to go along with two receptions for 20 yards...returned 12 kicks for 230 yards averaging 19.2 yards per return.
2006: Redshirted.
High School: A 2006 graduate of Belton High School in Missouri... First team All-State by the associated press and second team All-State by the coaches...also lettered in track and field.

Lynch's Career Statistics								
Year	G	Rush Att	Yds	TD	Lg	Rec.	Yds	TD
2007	10	10	46	0	11	2	20	0
Total	10	10	46	0	11	2	20	0



Jake Lynch carried the ball 10 times for 46 yards and had a career long of 11 yards.

MEET THE 2008 HORNETS



#30 Colby Rainey

Height: 5-11 **Position:** FB
Weight: 204 **Major:** Business
Year: Jr.-2L **Born:** Sept. 26, 1986
Hometown: Emporia, Kan.
HS/Previous: Emporia HS
Parents: Larry Rainey

At ESU: Is in his fourth season with the Hornets.

2007: Played in ten games for the Hornets this season...had eight carries for 33 yards while catching two passes for 14 yards.


2006: Played in three games for ESU... carried the ball four times for 47 yards, including a long of 33 yards and one touchdown against Panhandle State.

2005: Redshirted.

High School: All-conference running back...leading rusher for EHS as a junior and senior seasons...coached by Randy Wells.

Rainey's Career Statistics

Year	G	Rush Att	Yds	TD	Lg	Rec.	Yds	TD
2006	3	4	47	1	33	0	0	0
2007	10	8	30	0	14	2	14	1
Total	13	12	77	1	33	2	14	1



#33 Lucas Sullivan

Height: 6-0 **Position:** TE
Weight: 230 **Major:** Social Science
Year: Sr.-2L **Born:** April 15, 1985
Hometown: Tippecanoe, Ohio
HS/Previous: Indian Valley HS/Ohio
Parents: Kevin and Lorri Sullivan

At ESU: In his second year at Emporia State.

2007: Started seven games for the Hornets at H-back...rushed 18 times for 49 yards...caught seven passes for 33 yards.

2006: Played in all 11 games for the Hornets...had 18 receptions for 145 yards and four touchdowns on the season...had a season high four catches for 29 yards against then No. 15 Winona State... was named to honorable mention All-MIAA team at fullback.

Ohio: Started seven games as a freshman for the NCAA Division I Bobcats.

High School: Graduated from Indian Valley HS.

Sullivan's Career Statistics

Year	G	Rush Att	Yds	TD	Lg	Rec.	Yds	TD
2006	11	1	0	0	0	18	145	4
2007	10	18	45	0	8	7	33	0
Total	21	19	45	0	8	25	178	4



#34 Blake Ringwall

Height: 6-2 **Position:** LB
Weight: 210 **Major:** Business
Year: Jr.-1L **Born:** May 14, 1986
Hometown: Rose Hill, Kan
HS/Previous: Rose Hill HS
Parents: Richard and Nancy Ringwall

At ESU: In his third season with the Hornets.

2007: Was named honorable mention All-MIAA...played in ten of the 11 Hornet games...lead ESU with 11 tackles for a loss and tied for a team high with 4.5 sacks...finished the season with 78 tackles.

2006: Played six games for the Hornet special teams recording one tackle.

2005: Redshirted.

High School: First-team all-conference running back and defensive back...all-state running back and honorable mention all-state defensive back...AVCTL co-offensive MVP... coached by Greg Slade.

Ringwall's Career Statistics

Year	G	UA	A	Total	TFL	Yrds
2007	10	36	42	78	11.0	47
Total	10	36	42	78	11.0	47



Lucas Sullivan has four touchdowns among his 25 career receptions.

MEET THE 2008 HORNETS



#38 Johnny Torres


Height: 5-8
Weight: 50
Year: Sr.-2L
Position: P/K
Major: Business
Born: August 18, 1987
Hometown: Wichita, Kan.
HS/Previous: Bishop Carrol HS
Parents: John and Cathy Torres

At ESU: In his fourth year at ESU
2007: Appeared in all 11 games for the Hornets... had an average of 35.3 yards per punt...had one touchback and put a career high 14 punts inside the 20 yard line.
2006: Appeared in all 11 games for the Hornets... had a career long punt of 80 yards against FHSU...improved his career average to 35.9... had two touchbacks and put seven punts inside the 20 yard line.
2005: Top ranked freshman punter in the MIAA and seventh in the league overall...put 13 of his 44 punts inside the 20 yard line...had a long punt of 51 yards against FHSU.
High School: Graduate of Bishop Carrol High School.

Year	Torres' Career Statistics						
	G	Punts	Yards	Ave.	Long	TB	FC
2005	10	44	1565	35.6	51	1	3
2006	11	47	1702	36.2	80	2	9
2007	11	70	2471	35.3	56	1	20
Total	21	91	3267	35.9	80	3	12



Punter Johnny Torres had a career high 14 punts inside the 20 yard line this season.



#39 Cleo Edwards

Height: 5-7
Weight: 180
Year: Fr.-RS
Position: RB
Major: Comm.
Hometown: Punta Gorda, Fla.
Previous: Chaminade Madonna HS

At ESU: Is starting his second season with the Hornets after redshirting in 2007.
2007: Redshirted
High School: A 2005 graduate of Hollywood Chaminade Madonna High School in Florida...was a letter winner in football for the Lions.



#40 Derek Ambler

Height: 5-10
Weight: 190
Year: Jr.-2L
Position: S
Major: Physical Ed.
Born: August 7, 1987
Hometown: Belton, Mo.
HS/Previous: Belton HS
Parents: Frank and Michelle Ambler

At ESU: Begins his third year with the Hornets.
2007: Appeared in five games for ESU this season recording one solo tackle.
2006: Appeared in one game for the Hornets...in his only appearance against Fort Hays State he had one tackle and an interception.
2005: Redshirted
High School: First-team all-conference performer...second-team all-state defensive back...coached by Jeff Gourley.

Year	Ambler's Career Statistics						
	G	UA	A	Total	TFL	Yds	Int
2006	1	1	0	1	0	0	1
2007	5	1	0	1	0	0	0
Total	6	2	0	2	0	0	1

MEET THE 2008 HORNETS



The Hornet defense returns six starters from last season.



#45 Zac Traphagan

Height: 6-1
Weight: 200
Year: So.-1L

Position: S
Major: Special Ed.
Born: Oct. 10, 1987

Hometown: Harveyville, Kan.
HS/Previous: Mission Valley HS
Parents: Mark Traphagan & Julie Miller

At ESU: Begins his third year with the Hornets.

2007: Had five tackles for the Hornets during the season appearing in all 11 games.

2006: Redshirted

High School: A 2006 graduate of Mission Valley High School... lettered in football, wrestling and track for the Vikings...All-Flint Hills League performer in football...was Gatorade Player of the Year his Junior season...coached by Rod Hasenbank.

Traphagan's Career Statistics

Year	G	UA	A	Total	TFL	Yrds	Sacks
2007	11	1	4	5	0	0	0
Total	11	1	4	5	0	0	0



#48 John Waechter

Height: 5-10
Weight: 220
Year: Sr.-2L

Position: LB
Major: Earth Science
Born: June 28, 1986

Hometown: Olpe, Kan.
HS/Previous: Olpe HS
Parents: John and Doreen Waechter

At ESU: Starts his fifth year with the Hornets.

2007: Played in all 11 games for the Hornets...had six tackles on the season.

2006: Played in all 11 games for the Hornets...had four tackles on the season.


2005: Key contributor on special teams near the end of the season.

2004: Redshirt

High School: A 2004 graduate of Olpe HS...All-Lyon County League...coached by Mike Plunkett

Waechter's Career Statistics

Years	G	UA	A	Total	TFL	Yds
2006	11	1	3	4	0	0
2007	11	2	4	6	0	0
Total	22	3	7	10	0	0



#49 Braxton Owens

Height: 6-4
Weight: 220
Year: Fr.-RS

Position: LB
Major: Recreation

Hometown: Muskogee, Okla.
Previous: Muskogee HS

At ESU: Is starting his second season with the Hornets after redshirting in 2007.

2007: Redshirted

High School: A 2007 graduate of Muskogee High School in Oklahoma...lettered in football for the Roughers...Was an All-State selection...was named All-District and All-Area as well as being named All-Muskogee Phoenix...Had 202 tackles over his junior and senior seasons.

MEET THE 2008 HORNETS



#51 Luke Costello

Height: 6-0
Weight: 260
Year: Sr.-2L
Position: OL
Major: Business
Born: Dec. 10, 1985
Hometown: Emporia, Kan.
HS/Previous: Emporia HS
Parents: Pat and Corie Costello

At ESU: Starts his fifth year with the Hornets.
2006: Started six games at center for the Hornets and saw action in nine games this season.
2006: Made his first career start against Fort Hays State and saw action in all 11 of the Hornets games during the season... shared time at center for the much of the season.
2005: Member of scout team.
2004: Redshirt
High School: A 2004 graduate of Emporia HS...earned all-Centennial League honors.



#52 David Diener

Height: 5-8
Weight: 213
Year: So.-1L
Position: LB
Major: Physical Ed.
Born: Oct. 28, 1987
Hometown: Salina, Kan.
HS/Previous: Salina Central HS
Parents: Marvin and Lessie Diener

At ESU: Starts his third year with the Hornets.
2006: Was second on the team in tackles with 80 on the year from his linebacker position...had 4.5 tackles for a loss resulting in a loss of 16 yards...had one sack, one interception and one fumble recovery.
2006: Redshirt
High School: A 2006 graduate of Salina Central High School... lettered in football, wrestling and baseball for the Mustangs... first team All-State... Defensive player of the Year in the Ark Valley League... coached by Marvin Diener.


Year	Diener's Career Statistics					Yrds	Sacks
	G	UA	A	Total	TFL		
2007	11	42	38	80	4.5	16	1
Total	11	42	38	80	4.5	16	1



#53 James Jones

Height: 6-2
Weight: 192
Year: Fr.-RS
Position: LB
Major: Health Prom.
Hometown: Dallas, Texas
Previous: Seagoville HS
Parents: James and Regina Jones

At ESU: Is starting his second season with the Hornets after redshirting in 2007.
2007: Redshirted
High School: A 2007 graduate of Seagoville High School in Dallas, Texas...lettered in football for the Dragons...was named to the All-District team.



Center Luke Costello made six starts on the offensive line for the Hornets during the 2007 season.

MEET THE 2008 HORNETS



#55 A.J. Brinkman

Height: 6-0
Weight: 244
Year: Sr.-3L
Position: DE
Major: Biology
Born: May 18, 1985
Hometown: Parsons, Kan.
HS/Previous: Parsons HS
Parents: Doug Brinkmann and Lynn Brinkmann

At ESU: Starts his fifth year with the Hornets.

2007: Was named honorable mention All-MIAA...started and played in all 11 games for the Hornets during the year... had a career high nine tackles against Central Oklahoma... finished the year fourth on the squad in tackles with 54 stops on the year...had 4.5 tackles for a loss to go along with two sacks...also had one interception and a pass break-up.

2006: Played in 7 games for the Hornets... had 2.5 tackles for a loss despite missing four games with a knee injury... finished with 13 total tackles on the season.

2005: Played in all ten games...had career high six tackles against Ft Hays State...had at least two stops in nine of ten games played.

2004: Redshirt

High School: A 2004 graduate of Parsons HS...first-team All-SEK League...First-team All-state by the *Wichita Eagle*, *Topeka Capital Journal* and KFCA...selected to play in Kansas Shrine Bowl.

Brinkman's Career Statistics						
Years	G	UA	A	Total	TFL	Yds
2005	10	23	12	35	3.5	8
2006	7	10	3	13	2.5	5
2007	11	23	31	54	4.5	16
Total	28	56	46	102	10.5	29



#57 Angelo Webb

Height: 6-1
Weight: 247
Year: Sr.-2L
Position: DL
Major: Recreation
Born: Oct. 14, 1985
Hometown: St. Louis, Mo.
HS/Previous: Watkins HS
Parents: Tanya Webb

At ESU: Starts his third year with the Hornets.

2007: Appeared in eight games for the Hornets...made a career high 18 total tackles on the season including one tackle for a loss.

2006: Played in eight games recording 14 tackles including three tackles for a loss... He had four unassisted tackles, two TFL and a pass break-up against TSU...he forced a Germaine Race fumble on the Gorillas third play from scrimmage that led to an ESU touchdown.

High School: A graduate of Watkins High School in St. Louis, Mo.

Webb's Career Statistics						
Years	G	UA	A	Total	TFL	Yds
2006	8	7	7	14	3.0	6
2007	8	12	6	18	1.0	1
Total	16	19	13	32	4.0	7



Linebacker A.J. Brinkman was one of four ESU defenders to earn All-MIAA honors.

MEET THE 2008 HORNETS



#58 Ben McKaig

Height: 6-4
Weight: 225
Year: Fr.-RS
Position: OL
Major: Math
Hometown: Wichita, Kan.
HS/Previous: Maize HS

At ESU: Will begin his second year with the Hornets after redshirting during the 2007 season.

2007: Redshirt

High School: A 2007 graduate of Maize High School...lettered in football and basketball for the Eagles...was named All-State during his senior season...was named to the Wichita Eagle All-Metro team...was named first team All-Ark Valley Chisolm Trail league...was team captain during senior season.



#60 Daniel Webb

Height: 6-1
Weight: 252
Year: So.-1L
Position: DL
Major: Elementary Ed
Born: Oct. 12, 1987
Hometown: Ft. Collins, Colo.
HS/Previous: Rocky Mountain HS
Parents: Craig and Denise Webb

At ESU: In his third year at ESU.

2007: Had 25 tackles from his defensive end position...had four tackses for a loss to go along with two sacks on the season...had a season high 2.5 tackles for a loss and one sack against Truman.

2006: Redshirted

High School: A 2006 graduate of Rocky Mountain High School in Fort Collins, Colo.

Webb's Career Statistics						
Years	G	UA	A	Total	TFL	Yds
2007	8	10	15	25	4.0	18
Total	8	10	15	25	4.0	18



#61 Casey Finlayson

Height: 6-4
Weight: 275
Year: So.-1L
Position: DL
Major: Business
Born: June 21, 1986
Hometown: Burlington, Kan.
HS/Previous: Burlington HS
Parents: Jeff and Monica Finlayson

At ESU: In his third year at ESU.

2007: Had 25 total tackles last season...had six tackles for a loss which ranks second among Hornet returners...also had three sacks which also ties him for second among Hornet returners... had a season high 1.5 tackles for a loss to go along with one sack against Truman.

2006: Redshirted

High School: All-State Defensive End during his senior season...earned four letters in football and three letters in wrestling for the Wildcats...coached by Rusty Emling.

Finlayson's Career Statistics						
Years	G	UA	A	Total	TFL	Yds
2007	11	12	13	25	6.0	31
Total	11	12	13	25	6.0	31



Defensive End Daniel Webb had 25 total tackles in 2007 along with 4 tackles for a loss.

MEET THE 2008 HORNETS



#64 Michael Nunley

Height: 6-4
Weight: 280
Year: Jr.-2L
Hometown: Kiowa, Kan.
HS/Previous: South Barber HS
Parents: Mark & Mary Nunley

Position: OL
Major: Physical Educ.
Born: May 22, 1987

At ESU: In his fourth year at ESU. Will make the switch over to the offensive line for the 2008 campaign.

2007: Saw action in the Hornets opener before spending much of the season battling injuries.

2006: Played in seven games for the Hornets... recorded nine tackles including one for a loss.

2005: Redshirted.

High School: All-conference offensive and defensive lineman...Hutch News All-State and second team all-state by Topeka Capital-Journal...coached by James Johnston.



#66 Matt McClain

Height: 6-2
Weight: 298
Year: Sr.-3L
Hometown: Blue Springs, Mo.
HS/Previous: Blue Springs HS
Parents: Judy McClain

Position: DL
Major: Social Science
Born: Nov. 14, 1985

At ESU: Starts his fifth year with the Hornets.

2007: Played in 10 games for the Hornets during the year... had one of only three blocked kicks...finished with twelve tackles including 3.5 for a loss and a half sack.

2006: Played in all 11 games with the Hornets...had 1.5 tackles for a loss to go along with 15 total tackles on the season.

2005: Played three games with a start against Washburn on the offensive line.

2004: Redshirt

High School: A 2004 graduate of Blue Springs HS...second-team All-Area...second-team All-State...member of Missouri Class 6A state championship team...coached by Kelly Donohoe.

Nunley's Career Statistics

Years	G	UA	A	Total	TFL	Yds
2006	7	6	3	9	1.0	1
Total	7	6	3	9	1.0	1

McClain's Career Statistics

Year	G	UA	A	Total	TFL	Yds
2006	11	7	8	15	1.5	4
2007	10	4	8	12	3.5	7
Total	24	11	16	27	5.0	11



#67 Blake Green

Height: 5-11
Weight: 254
Year: Sr.-1L.
Hometown: Oologah, Okla.
HS/Previous: Oologah HS/NEO A&M
Parents: Wade and Deb Green

Position: OL
Major: Physical Ed.
Born: Dec. 11, 1985

At ESU: Begins his second season with the Hornets.

2007: Started five games for the Hornets at Center... appeared in six games for the Hornets overall.

2006: Played at Northeast Oklahoma A & M...He was a junior college All-American Center at Northeast Oklahoma A & M.

High School: A 2004 graduate of Oologah High School.



A.J. Brinkman (55) and Angelo Webb (57) make a tackle against Pittsburg State.

MEET THE 2008 HORNETS



#71 Jordan Godberson

Height: 6-4
Weight: 276
Year: Fr.-RS

Position: OL
Major: Biology
Born: July 20, 1988

Hometown: Olathe, Kan.
HS/Previous: Olathe North
Parents: Susie Aden Godberson, Phil Godberson

At ESU: Begins his second season with the Hornets after red-shirting during the 2007 season.

2007: Redshirt

High School: A 2007 graduate of Olathe North High School...lettered in football and basketball for the Eagles...was honorable mention All-Sunflower league in both 2005 and 2006...was a member of the 2004 state runner-up.



#73 Steve Underwood

Height: 6-3
Weight: 303
Year: Jr.-2L

Position: OL
Major: Physical Ed.
Born: May 9, 1988

Hometown: Ft. Collins, Colo.
HS/Previous: Rocky Mountain HS
Parents: Pat & Nettie Underwood

At ESU: Starts his third season with the Hornets.

2007: Started nine games at the right guard position for the Hornets...saw time at guard during all 11 games.

2006: Got his first career start as a true freshman against Central Missouri...saw playing time in seven of the Hornets 11 games.

High School: A 2006 graduate of Rocky Mountain High School in Ft. Collins, Colorado...All-Conference twice as well as being third team All-State during his senior season...started every game from his sophomore year on...coached by Mark Brook.



#74 Ryan Anstaett

Height: 6-4
Weight: 273
Year: Sr.-2L

Position: OL
Major: Business
Born: Jan. 15, 1987

Hometown: Republic, Mo.
HS/Previous: Republic HS
Parents: Teresa Anstaett

At ESU: Is in his fourth year with the Hornets.

2007: Started four games at left guard for the Hornets and appeared in seven games on the season.

2006: Saw playing time in four games on the Hornets offensive line.

2005: Played in three games along the offensive line.

High School: First-team all-conference...third-team all-state by the Missouri Football Coaches Association...coached by Aaron Hafner.

Offensive Lineman Steve Underwood started nine of 11 games at the right guard position for ESU.

MEET THE 2008 HORNETS



#76 Randy Holladay

Height: 6-4
Weight: 295
Year: Fr.-RS
Position: OL
Major: Business
Hometown: Topeka, Kan.
HS/Previous: Topeka Seaman HS

At ESU: In his second year with the Hornets after redshirting during the 2007 campaign.

2007: Redshirt

High School: A 2006 graduate of Topeka Seamna High School...lettered in football, golf and wrestling for the Vikings.



#79 Chris Hehemann

Height: 6-2
Weight: 290
Year: Fr.-RS
Position: OL
Major: Soc. Science
Hometown: Wichita, Kan.
HS/Previous: Northwest HS

At ESU: In his second year with the Hornets after redshirting during the 2007 campaign.

2007: Redshirt

High School: A 2006 graduate of Wichita Northwest High School...was a letterwinner in football for the Grizzlies...was named All-City in 2004 and 2005.



Offensive Lineman Ryan Anstaett started four games at left guard for the Hornets in 2007.



#80 Tyler Chilson

Height: 6-1
Weight: 200
Year: Fr.-RS
Position: K
Major: Comp. Science
Born: April 26, 1989
Hometown: Topeka, Kan.
HS/Previous: Topeka Hayden HS
Parents: Rod and Susan Chilson

At ESU: In his second year with the Hornets after redshirting during the 2007 campaign.

2007: Redshirt

High School: A 2007 graduate of Topeka Hayden High School...lettered in football for the Wildcats...also played tight end along with doing the kicking...sister Shelby played basketball at Emporia State.

MEET THE 2008 HORNETS



#81 Andre Maupin

Height: 5-11
Weight: 157
Year: So.-1L
Position: WR
Major: Physical Ed.
Born: Jan. 17, 1988
Hometown: Oklahoma City, Okla.
Previous: Northwest Claussen HS
Parents: Sheila Maupin

At ESU: In his third year with the Hornets.
2007: Was the Hornets third leading receiver earning three starts on the season and appearing in nine games...caught 18 passes for 234 yards and one touchdown...also carried the ball 12 times for 112 yards including a season long 43 yard rush.
2006: Redshirted
High School: Oklahoma Class 6A Special Teams Player of the Year...first-team All-District...second-team all-state receiver...Oklahoma City Receiver of the Year...coached by Kenny Blair.



#82 Dominic Mirocke

Height: 6-3
Weight: 240
Year: Sr.-2L
Position: TE
Major: Education
Born: Jan. 21, 1986
Hometown: Lee's Summit, Mo.
HS/Previous: Lee's Summit HS
Parents: Tony and Cris Mirocke

At ESU: Starts his fifth year with the Hornets.
2007: Made his first career start and saw action in all 11 Hornet games...caught five passes for 66 yards including a season long of 31 yards.
2006: Saw playing time in three games for the Hornets.
2005: Did not see action due to injury.
2004: Redshirt
High School: A 2004 graduate of Lee's Summit HS...first-team All-Suburban Big 8 Conference...honorable mention all-area...coached by Mike Spiegel.

Maupin's Career Statistics					
RECEIVING	G	Rec	Yds	TD	Lg
2007	9	18	234	1	57
Total	9	18	234	1	57

Mirocke's Career Statistics					
RECEIVING	G	Rec	Yds	TD	Lg
2007	11	5	66	0	31
Total	14	5	66	0	31



#83 Tracy Hageman


Height: 6-2
Weight: 193
Year: So.-SQ
Position: WR
Major: Biology
Born: January 4, 1988
Hometown: Kingman, Kan.
Previous: Kingman HS
Parents: Dennis and Connie Hageman

At ESU: In his third year with the Hornets.
2007: Spent time on the practice squad.
2006: Redshirted
High School: Lettered in football, basketball and track for the Eagles...first team All-Chisolm Trail-League quarterback...All-State quarterback...had 1700 yards passing and 500 yards rushing in his senior season.



Wide Receiver Andre Maupin caught 18 passes for 234 yards and a touchdown on the season.

MEET THE 2008 HORNETS



#86 David Hamman

Height: 5-9
Weight: 180
Year: So.-SQ
Hometown: Americus, Kan.
HS/Previous: Northern Heights HS
Parents: Dan and Kathy Hamman

Position: WR
Major: Sociology
Born: Sept. 5, 1987

At ESU: In his third year with the Hornets.
2007: Spent time on the practice squad.
2006: Redshirted
High School: A 2005 graduate of Northern Heights High School...lettered in football for the Wildcats.




#87 Matt Rosenhamer

Height: 6-2
Weight: 215
Year: Fr.-RS
Hometown: Wichita, Kan.
Previous: Bishop Carroll HS
Parents: Mark and Jeannie Rosenhamer

Position: DL
Major: Business
Born: Sept. 11, 1988

At ESU: In his second year with the Hornets after redshirting in 2007.
2007: Redshirted
High School: A 2007 graduate of Bishop Carroll High School in Wichita...lettered in football and baseball for the Eagles... was second team All-City as a senior and honorable mention as a junior... had 23 tackles for loss out of his 52 total tackles... also had ten sacks and a blocked punt.




#91 Greg Henderson

Height: 5-10
Weight: 210
Year: Fr.-RS
Hometown: Belton, Mo.
Previous: Belton HS

Position: LB
Major: Pysical Ed

At ESU: In his second year with the Hornets after redshirting in 2007.
2007: Redshirted
High School: A 2007 graduate of Belton High School in Missouri...was a letter winner in football for the Pirates...was second on his team in tackles with 66 his senior season.



#92 Dallas Carr

Height: 6-2
Weight: 240
Year: Jr.-Tr.
Hometown: Wichita, Kan.
Previous: Butler County CC

Position: DL
Major: English

At ESU: In his second year with the Hornets after redshirting in 2007.
2007: Redshirted
Butler County CC: Transferred to ESU after playing a Butler County Community College.

MEET THE 2008 HORNETS



#93 Keith Maples

Height: 6-1
Weight: 346
Year: Jr.-1L
Position: DL
Major: Pysical Ed.
Hometown: Belton, Mo.
Previous: Belton HS/Benedictine College

At ESU: In his second year with the Hornets after redshirting in 2007.

2007: Played in all 11 games for the Hornets in 2007...had seven total tackles and one sack.

Benedictine: Spent one season with the Raven program.

High School: A 2006 graduate of Belton High School in Missouri...lettered in football for the Pirates.



#96 Kaden Adams

Height: 6-2
Weight: 255
Year: Sr.-3L
Position: DE
Major: Accounting
Born: March 27, 1986
Hometown: Andover, Kan.
HS/Previous: Andover Central HS
Parents: Dave & Janet Adams

At ESU: Starts his fifth year with the Hornets.

2007: Played in 10 games for the Hornets recording 26 tackles including three sacks and five for a loss.

2006: Played in all 11 games for the Hornets recording 12 tackles including 3.5 for a loss.

2005: Played seven games with a start against Winona State...had two tackles at Pittsburg State.

2004: Redshirt

High School: A 2004 graduate of Andover Central HS...All-League offensive and defensive lineman...All-State offensive lineman by *Wichita Eagle*...All-State defensive lineman by *Topeka Capital Journal*...selected to play in Kansas Shrine Bowl...

Years	Maple's Career Statistics					
	G	UA	A	Total	TFL	Yds
2007	11	1	6	7	1.0	5
Total	11	1	6	7	1.0	5

Years	Adams' Career Statistics					
	G	UA	A	Total	TFL	Yds
2005	7	2	2	4	0	0
2006	11	6	6	12	3.5	10
2007	10	14	12	26	5.5	29
Total	28	22	20	42	10.0	42



Keith Maples and Kaden Adams helped anchor the middle of the Emporia State defensive line in 2007.



#99 Bryan Tarkington

Height: 6-4
Weight: 295
Year: Sr.-TR
Position: DL
Major: Recreation
Born: Sept. 27, 1985
Hometown: Woodland Hills, Calif.
Previous/HS: Washington State/Taft HS
Parents: Keith Tarkington & Debora

At ESU: In his first year with ESU after transferring from Washington State University.

Washington State: Played in eight games for the Cougars recording three total tackles and breaking up one pass.

Moorpark JC: Had 16 sacks and recovered seven fumbles during his sophomore season with the Raiders...was a member of a 7-4 squad that one the U.S. Bank Beach Bowl.

High School: A 2003 graduate of Taft High School in Los Angeles California...was a letter winner in football for the Toreadors.



ESU FOOTBALL



2008 NEWCOMERS

Offense

#3 Danny McEvoy Jr.-Tr

Position: Wide Receiver

Height: 6-4

Weight: 210 lbs.

Hometown: Leavenworth, Kan.

Previous School: Hutchinson CC

#5 Adam VanDeVelde Fr.

Position: Quarterback

Height: 5-10

Weight: 170 lbs.

Hometown: St. Mary's Kan.

Previous School: St. Mary's HS

#10 Tyler Eckenrode Fr.

Position: Quarterback

Height: 6-1

Weight: 170 lbs.

Hometown: Houston, Texas

Previous School: The Woodlands HS

#11 Stanton St. Claire Fr.

Position: Wide Receiver

Height: 6-0

Weight: 185 lbs.

Hometown: Ardmore, Okla.

Previous School: Ardmore HS

#14 Sheldon Smith Fr.

Position: Quarterback

Height: 6-1

Weight: 200 lbs.

Hometown: Oklahoma City, Okla.

Previous School: Douglass HS

#26 Brian Murphy Fr.-Tr

Position: Runningback

Height: 5-10

Weight: 171 lbs.

Hometown: Lawrence, Kan.

Previous School: Kansas

#28 Xavier Smith Fr.

Position: Runningback

Height: 6-0

Weight: 180 lbs.

Hometown: Hempstead, Texas

Previous School: Hempstead HS

#32 Terry Asante Fr.

Position: Running back

Height: 5-8

Weight: 180

Hometown: Garland, Texas

Previous School: Garland North

#37 Matt Perry Fr.

Position: Kicker

Height: 5-9

Weight: 170 lbs.

Hometown: Jenks, Okla.

Previous School: Jenks HS

#41 Will Maxwell Fr.

Position: Kicker

Height: 6-2

Weight: 166 lbs.

Hometown: Bixby, Okla.

Previous School: Bixby HS

#59 Lance Uhles Fr.

Position: Offensive Line

Height: 6-3

Weight: 255 lbs.

Hometown: Norman, Okla.

Previous School: Norman North HS

#65 Reid Peterson Fr.

Position: Offensive Line

Height: 6-2

Weight: 270 lbs.

Hometown: Parkville, Mo.

Previous School: Park Hill South HS

#65 Matt Haberman Fr.

Position: Offensive Line

Height: 6-2

Weight: 260 lbs.

Hometown: Great Bend, Kan.

Previous School: Great Bend HS

#68 Allen McClure Fr.

Position: Offensive Line

Height: 6-3

Weight: 265 lbs.

Hometown: Liberty, Mo.

Previous School: Liberty HS

#68 Cydney Aldridge Fr.

Position: Offensive Line

Height: 6-2

Weight: 240 lbs.

Hometown: Kansas City, Mo.

Previous School: University Academy

#75 Trey Steed Fr.

Position: Offensive Line

Height: 6-3

Weight: 275 lbs.

Hometown: Bixby, Okla.

Previous School: Bixby HS

#75 Andrew Buss Fr.

Position: Offensive Line

Height: 6-3

Weight: 280 lbs.

Hometown: Windsor, Mo.

Previous School: Windsor HS

#77 Austin Benda Fr.

Position: Offensive Line

Height: 6-5

Weight: 290 lbs.

Hometown: Edmond, Okla.

Previous School: Deer Creek HS

#80 Ryan Westmoreland Fr.

Position: Wide Receiver

Height: 5-11

Weight: 185

Hometown: Derby, Kan.

Previous School: Derby HS

#84 Josh Moses Fr.

Position: Tight End

Height: 6-3

Weight: 270 lbs.

Hometown: Broken Arrow, Okla.

Previous School: Broken Arrow

#85 Derek Rempe Fr.

Position: Wide Receiver

Height: 5-10

Weight: 175 lbs.

Hometown: Centralia, Kan.

Previous School: Centralia HS

Defense

#19 Jacob Perdue Fr.

Position: Defensive Back

Height: 5-8

Weight: 170 lbs.

Hometown: Austin, Texas

Previous School: Vista Ridge HS

#27 Chris Poston Fr.

Position: Defensive Back

Height: 6-1

Weight: 180 lbs.

Hometown: Oklahoma City, Okla.

Previous: Bishop McGuinness HS

#29 Heath Thompson Fr.

Position: Defensive Back

Height: 6-0

Weight: 185 lbs.

Hometown: Bixby, Okla.

Previous: Bixby HS



2008 NEWCOMERS

#31 Derek Lohman Fr.
Position: Defensive Back
Height: 6-3
Weight: 190 lbs.
Hometown: Alva, Okla.
Previous School: Alva HS

#35 Quincy Williams Fr.
Position: Defensive Back
Height: 6-1
Weight: 175 lbs.
Hometown: Carrollton, Texas
Previous School: Smith HS

#36 Devin Branden Fr.
Position: Defensive Back
Height: 6-2
Weight: 185 lbs.
Hometown: Kansas City, Mo.
Previous School: University Academy

#43 Brock Bell Fr.
Position: Linebacker
Height: 6-0
Weight: 205 lbs.
Hometown: Wichita, Kan.
Previous School: Bishop Carroll

#44 Andrew Buffa Fr.
Position: Linebacker
Height: 6-5
Weight: 210 lbs.
Hometown: Liberty, Mo.
Previous School: Liberty HS

#46 Drew Turner Fr.
Position: Defensive Back
Height: 6-0
Weight: 180 lbs.
Hometown: Goddard, Kan.
Previous School: Goddard HS

#47 Aaron Owens So.-TR
Position: Linebacker
Height: 6-2
Weight: 235 lbs.
Hometown: Paola, Kan.
Previous School: Highland CC

#50 Malichi Bickle Fr.
Position: Defensive Back
Height: 5-11
Weight: 185 lbs.
Hometown: Lee's Summit, Mo.
Previous School: Lee's Summit West

#54 Travon Brookes Fr.
Position: Defensive Back
Height: 6-0
Weight: 200 lbs.
Hometown: Muskogee, Okla.
Previous School: Muskogee HS

#90 Bobby Beard Fr.
Position: Defensive Back
Height: 6-3
Weight: 215 lbs.
Hometown: Tulsa, Okla.
Previous School: East Central HS

#95 Jeremy Walker Fr.
Position: Defensive Line
Height: 6-4
Weight: 280 lbs.
Hometown: Lee's Summit, Mo.
Previous School: Bonner Springs HS

#97 Nick Watson Fr.
Position: Defensive Back
Height: 6-5
Weight: 200 lbs.
Hometown: Kansas City, Kan.
Previous School: KC Piper HS

#98 Mark Mintken Fr.
Position: Defensive Lineman
Height: 6-4
Weight: 285 lbs.
Hometown: Gretna, Neb.
Previous School: Gretna HS

#20 Cody Godshall Fr.
Position: Defensive Back
Height: 65-9
Weight: 185 lbs.
Hometown: Carbondale, Kan.
Previous School: Santa Fe Trail

#25 TJ Coulter Fr.
Position: Defensive Back
Height: 5-11
Weight: 170 lbs.
Hometown: Putnam City, Okla.
Previous School: Putnam City HS

2008 Recruiting Class by the numbers

By School
High School- 25
Transfer- 4

By Position
Offense- 17
Quarterback- 2
Wide Receiver- 4
Runningback- 2
Tight End- 1
Offensive Line- 6
Kicker- 2

Defense- 12
Defensive Back- 7
Linebacker- 3
Defensive Line- 2

By Home State
Oklahoma- 11
Kansas- 10
Missouri- 3
Texas- 3
Nebraska- 1

2008 SCHEDULE

Saturday, August 30, 2008

7 p.m. Emporia, Kansas
Jones Field at Welch Stadium



VS.



Emporia State

Western State

Saturday, September 6, 2008

1 p.m. Emporia, Kansas
Jones Field at Welch Stadium



VS.



Emporia State

Augustana

Saturday, September 13, 2008

1 p.m. Nebraska-Omaha
Al F. Calligani Field



AT



Emporia State

Nebraska-Omaha

Saturday, September 20, 2008

1 p.m. Emporia, Kansas
Jones Field at Welch Stadium



VS.



Emporia State

Fort Hays State

Saturday, September 28, 2008

1 p.m. Emporia, Kansas
Jones Field at Welch Stadium



VS.



Emporia State

Missouri Southern

Saturday, October 4, 2008

1:30 p.m. Warrensburg, Mo.
Audrey J. Walton Stadium



AT



Emporia State

Central Missouri

Saturday, October 11, 2008

1 p.m. Topeka, Kansas
Yager Stadium/Moore Bowl



AT



Emporia State

Washburn

Saturday, October 18, 2008

1:30 p.m. Emporia, Kansas
Spratt Memorial Stadium



AT



Emporia State

Missouri Western

Saturday, October 25, 2008

1 p.m. Emporia, Kansas
Jones Field at Welch Stadium



VS.



Emporia State

Truman

Saturday, November 1, 2008

1 p.m. Maryville, Mo.
Bearcat Stadium



AT



Emporia State

Northwest Missouri St.

Saturday, November 8, 2008

1 p.m. Emporia, Kansas
Jones Field at Welch Stadium



VS.



Emporia State

Pittsburg State

2008 OPPONENTS

WESTERN STATE (COLORADO)

Saturday, August 30 - 7 p.m.

Welch Stadium at Jones Field • Emporia

University Information

Location.....Gunnison, Colo.
 Enrollment.....2,400
 Nickname.....Mountaineers
 Colors.....Crimson and Slate
 Conference.....RMAC
 Stadium.....Mountaineer Bowl
 Surface.....Natural Grass
 President.....Dr. Jay Helman
 Athletic Director.....Dr. Greg Waggoner

Team Information

Head Coach.....Pat Stewart (Western St. '90)
 At WSC.....4-18 (Two Years)
 Overall.....Same
 Office Phone.....(970) 943-2080
 Best Time To Reach.....Mornings
 Assistants.....Brent Illum,
David Pena, Kevin Stanley, C.J. Teply,
Jeff Williamson
 2007 Record.....1-10
 2007 RMAC Record and Finish.....0-8/9th
 Lettermen Ret.30
 Lettermen Lost.....21
 Starters Ret.16 (7 Off., 8 Def., 1 Spec.)
 Starters Lost.....10 (4 Off., 5 Def., 1 Spec.)
 Basic Offense.....Multiple One-Back
 Basic Defense.....3-4
 Series Record.....ESU leads 7-0-0
 Current Streak.....ESU W (7)
 Last Meeting.....ESU 7-3 (2007)

Sports Information

S.I.D.....Nicole Quast
 Office Phone.....(970) 943-2831
 Press Box Phone.....(970) 943-3270
 FAX.....(970) 943-2754
 E-Mail.....nquast@western.edu



Coach
Pat Stewart



Quarterback
Cameron Merrill



Series History

2007	ESU 7, at WSC 3
1990	at ESU 23, WSC 15
1989	ESU 35, at WSC 21
1988	at ESU 26, WSC 0
1987	ESU 35, at WSC 30
1986	at ESU 35, WSC 6
1985	ESU 35, at WSC 0

- Overall
 ESU leads series 7-0
- In Emporia
 ESU leads 3-0
- In Gunnison
 ESU leads 4-0
- Longest ESU winning streak
 7 games - 1985-Present
- Largest ESU margin of victory
 35 in 1985 (ESU 35, WSC 0)
- Most points scored by ESU
 35, 4 times
- Most points scored by WSC
 30, ESU 35 in 1987
- Last ESU win
 ESU 7, at WSC 3 in 2007
- Last ESU win in Emporia
 at ESU 23, WSC 15 in 1990
- Last ESU win in Gunnison
 ESU 7, WSC 3 in 2007

2008 Schedule

8/30	at Emporia State	7:00 p.m.
9/13	Nebraska-Kearney	1:00 p.m.
9/20	at New Mexic High.	1:00 p.m.
9/27	West. New Mexico	1:00 p.m.
10/4	at Fort Lewis	12 noon
10/11	Colorado Mines	1:00 p.m.
10/16	at Mesa State	6:00 p.m.
10/25	CSU-Pueblo	1:00 p.m.
11/1	Adams State	1:00 p.m.
11/8	at Chadron State	12 noon

2007 Results

8/25	at Fort Hays State	L, 3-55
9/1	Emporia State	L, 3-7
9/15	New Mexico High.	L, 18-35
9/22	West. New Mexico	L, 39-42
9/29	Fort Lewis	L, 0-19
10/6	at UN-Kearney	L, 18-42
10/13	Mesa State	L, 27-30
10/20	at Panhandle St.	W, 47-14
10/27	at Adams State	L, 21-24
11/3	Chadron State	L, 17-50
11/10	Colorado Mines	L, 7-21

2008 OPPONENTS

AUGUSTANA

Saturday, September 6 - 1 p.m.

Welch Stadium at Jones Field • Emporia

University Information

LocationSioux Fall, SD
 Enrollment1,800
 Nickname Vikings
 Colors Navy and Yellow
 Conference Northern Sun
 Stadium Howard Wood Field (10,000)
 Surface Field Turf
 President Rob Oliver
 Athletic Director Bill Gross

Team Information

Head CoachBrad Salem (Augustana '92)
 At UNO 15-18 (four years)
 Overallsame
 Office Phone.....(605) 274-4336
 Best Time To Reach Weekdays (10-11 a.m.)
 Assistants Mike Aldrich, Steve Olinger
 . Don Pierson, Joe Evenson, Mark Blackburn
 Joe Salaem, Brett Chambers
 2007 Record 4-7
 2007 NCC Record and Finish ... 2-6/7th NCC
 Lettermen Ret.14
 Lettermen Lost16
 Starters Ret. 14 (7 Off., 6 Def., 1 Spec.)
 Starters Lost 12 (6 Off., 5 Def., 1 Spec.)
 Basic Offense One-Back Multiple
 Basic Defense 4-3
 Series Record.....First Meeting
 Current Streaksame
 Last Meeting same

Sports Information

S.I.D..... Kevin Ludwig
 Office Phone(605) 274-4335
 Cell(605) 376-1333
 FAX(605) 274-5298
 E-MailKevin.Ludwig@augie.edu



**Coach
Brad Salem**



**Runningback
Jeremy Huber**



Series History

2008First Meeting

2008 Schedule

8/28 St. Cloud State 6:00 p.m.
 9/6 at Emporia State 1:00 p.m.
 0/13 at Minn-Crookson 1:00 p.m.
 9/20 Minnesota Duluth 1:00 p.m.
 0/27 Concordia St. Paul 12 noon
 10/4 Minnesota State 1:00 p.m.
 10/11 Southwest Minn. St. 1:00 p.m.
 10/18 at Upper Iowa 1:00 p.m.
 10/25 Wayne State 1:00 p.m.
 11/1 at Winona State 1:00 p.m.
 11/8 at Northern State 1:00 p.m.

2007 Results

8/25 at Mary W, 26-19
 9/1 Concordia St. Paul L, 19-20
 9/8 Northern State W, 37-16
 9/15 at Minnesota State L, 16-26
 9/22 Nebraska-Omaha L, 23-36
 9/29 North Dakota L, 0-37
 10/6 Minnesota Duluth L, 7-34
 10/13 at St. Cloud St. W, 44-18
 10/20 South Dakota L, 17-38
 10/27 at Cent. Washington L, 16-27
 11/3 Western Washington W, 24-14

2008 OPPONENTS

NEBRASKA-OMAHA

Saturday, September 13 - 1 p.m.
Al F. Canigilla Field • Omaha, Neb.

University Information

Location..... Omaha, Neb.
 Enrollment14,000
 Nickname..... Mavericks
 Colors Crimson and Black
 Conference MIAA
 Stadium Al F. Canigilla Field (9,500)
 Surface Field Turf
 President John Christensen
 Athletic Director David Miller

Team Information

Head Coach Pat Behms (Dakota St. '72)
 At UNO 105-53 (15 years)
 Overall 141-80 (20 years)
 Office Phone..... (402) 554-3394
 Best Time To Reach Mornings
 Assistants Brad McCaslin, Aaron Keen,
 .. Conor Riley, Nate Neuhaus, Chris Simpson
 John McMenemy, Nick Weander
 2007 Record 10-1
 2007 NCC Record and Finish 8-0/1st
 Lettermen Ret. 34
 Lettermen Lost 19
 Starters Ret. 14 (6 Off., 7 Def., 1 Spec.)
 Starters Lost 11 (6 Off., 4 Def., 1 Spec.)
 Basic Offense Multiple
 Basic Defense 4-3
 Series Record..... UNO leads 16-4-2
 Current Streak UNO W (1)
 Last Meeting UNO 13-10 (1973)

Sports Information

S.I.D..... Steve Field
 Office Phone (402) 554-3387
 Press Box Phone (402) 554-2447
 FAX (402) 554-3694
 E-Mail stephenfield@unomaha.edu



Coach
Pat Behms



Quarterback
Zach Miller



Series History

1973	UNO 13, ESU 10
1972	ESU 17, UNO 7
1971	ESU 14, UNO 14
1970	UNO 35, ESU 21
1969	ESU 62, UNO 21
1968	UNO 27, ESU 26
1967	UNO 31, ESU 26
1966	UNO 13, ESU 0
1965	UNO 46, ESU 14
1964	UNO 19, ESU 13
1963	UNO 27, ESU 13
1962	UNO 33, ESU 7
1961	UNO 7, ESU 0
1960	UNO 7, ESU 0
1959	UNO 20, ESU 13
1958	ESU 32, UNO 6
1956	ESU 7, UNO 7
1955	UNO 35, ESU 13
1954	UNO 38, ESU 6
1953	UNO 32, ESU 7
1952	ESU 7, UNO 6
1951	UNO 16, ESU 7

•Overall

- UNO leads series 16-4-2
- Longest ESU winning streak
1 game - Four Times
- Longest UNO winning streak
10 games - 1959-1968
- Largest ESU margin of victory
41 in 1969 (ESU 62, UNO 21)
- Largest UNO margin of victory
32 (2x) in 1965 (UNO 46, ESU 14)
in 1954 (UNO 38, ESU 6)
- Most points scored by ESU
62, UNO 21 in 1969
- Most points scored by UNO
46, ESU 14 in 1965
- Last ESU win
ESU 17, UNO 7 in 1972
- Last UNO win
UNO 13, ESU 10 in 1973

2008 Schedule

9/6	Nebraska-Kearney	6:00 p.m.
9/13	Emporia State	6:00 p.m.
9/20	at Mo. Southern	6:00 p.m.
9/27	NW Missouri	6:00 p.m.
10/4	at Truman	2:00 p.m.
10/11	Missouri Western	1:00 p.m.
10/18	at Pittsburg State	2:00 p.m.
10/25	at Central Missouri	1:30 p.m.
11/1	Fort Hays State	1:00 p.m.
11/8	at Washburn	1:00 p.m.

2007 Results

9/1	at Neb.-Kearney	W, 41-24
9/8	Northwest Missouri	W, 25-21
9/15	Western Washington	W, 45-10
9/22	at Augustana	W, 36-23
9/29	Minnesota State	W, 45-15
10/13	at North Dakota	W, 28-17
10/20	Minnesota Duluth	W, 42-17
10/27	at St. Cloud St.	W, 13-3
11/1	South Dakota	W, 41-14
11/10	at Central Washington	W, 59-21
11/25	*Central Washington	L, 17-20

* = NCAA Div. II Playoffs

2008 OPPONENTS

FORT HAYS STATE
Saturday, September 20 • 1 p.m.
Welch Stadium at Jones Field • Emporia

University Information

Location Hays, Kan.
 Enrollment 9,000
 Nickname Tigers
 Colors Black and Gold
 Conference MIAA
 Stadium Lewis Field (6,362)
 Surface Artificial Turf
 President Dr. Edward H. Hammond
 Athletic Director Curtis Hammeke

Team Information

Head CoachKevin Verdugo (Colo. St. '91)
 At FHSU 7-25 (Three Years)
 Overall Same
 Office Phone (785) 628-4399
 Best Time To Reach Weekdays Mornings
 Assistants ... Shawn Mennenga, A.J. Blazek,
 Doug McFadden, Phil Ockinga
 2007 Record 4-7
 2007 MIAA Record and Finish 2-7/8th
 Lettermen Ret. 35
 Lettermen Lost 18
 Starters Ret. 14 (4 Off., 7 Def., 3 Spec.)
 Starters Lost 13 (7 Off., 4 Def., 2 Spec.)
 Basic Offense Multiple
 Basic Defense 4-3
 Series Record ESU leads 47-32-2
 Current Streak FHSU W (1)
 Last Meeting FHSU 26-12 (2007)

Sports Information

S.I.D. Ryan Prickett
 Office Phone (785) 628-5903
 Cell Phone (785) 635-0434
 Press Box Phone (785) 628-5800/5316
 FAX (785) 628-4383
 E-Mail rprickett@fhsu.edu



Coach
Kevin Verdugo



Defensive Back
CJ Lovett



2008 Schedule

8/28 N.M. Highlands 7:00 p.m.
 9/6 at Colorado Mines 1:00 p.m.
 9/13 Washburn 7:00 p.m.
 9/20 at Emporia State 1:00 p.m.
 9/27 Truman 2:00 p.m.
 10/4 at Mo. Western 1:30 p.m.
 10/11 Missouri Southern 2:00 p.m.
 10/18 at NW Missouri 1:30 p.m.
 10/25 Pittsburg State 2:00 p.m.
 11/1 at Neb.-Omaha 1:00 p.m.
 11/8 Central Missouri 2:00 p.m.

2007 Results

8/25 Western State W, 55-3
 9/8 Colorado Mines W, 34-10
 9/15 at Washburn L, 10-28
 9/22 Emporia State W, 26-12
 9/29 at Truman L, 11-26
 10/6 Missouri Western L, 9-37
 10/13at Missouri Southern L, 0-6
 10/20 Northwest Missouri L, 10-17
 10/27at Pittsburg State L, 0-35
 11/3 Southwest Baptist W, 36-30
 11/10at Central Missouri L, 10-31

Series History

2007 at FHSU 26, ESU 12
 2006 at ESU 48, FHSU 10
 2005 ESU 52, at FHSU 13
 2004 at ESU 13, FHSU 10
 2003 ESU 31, at FHSU 21
 2002 at ESU 38, FHSU 7
 2001 ESU 38, at FHSU 21
 2000 FHSU 16, at ESU 10
 1999 ESU 31, at FHSU 14
 1998 at ESU 41, FHSU 3
 1997 ESU 51, at FHSU 35
 1996 FHSU 42, at ESU 30
 1995 at FHSU 43, ESU 16
 1994 at ESU 24, FHSU 17
 1993 at FHSU 17, ESU 7
 1992 at ESU 24, FHSU 17
 1991 ESU 28, at FHSU 27
 1990 FHSU 11, at ESU 8
 1989 ESU 34, at FHSU 21
 1988 at ESU 37, FHSU 10
 1987 at FHSU 40, ESU 20
 1986 at ESU 25, FHSU 16
 1985 at FHSU 35, ESU 26
 1984 at ESU 17, FHSU 7
 1983 at FHSU 43, ESU 10
 1982 FHSU 29, at ESU 28
 1981 at FHSU 16, ESU 15
 1980 FHSU 34, at ESU 6
 1979 at FHSU 31, ESU 21
 1978 FHSU 27, at ESU 17
 1977 ESU 10, at FHSU 0
 1976 FHSU 6, ESU 2
 1975 FHSU 20, ESU 8
 1974 ESU 28, FHSU 12
 1973 ESU 15, FHSU 9
 1972 ESU 17, FHSU 7
 1971 ESU 23, FHSU 21
 1970 ESU 42, FHSU 31
 1969 ESU 34, FHSU 7
 1968 ESU 41, FHSU 21
 1967 FHSU 26, ESU 7
 1966 FHSU 27, ESU 13
 1965 FHSU 42, ESU 7
 1964 FHSU 20, ESU 19
 1963 FHSU 28, ESU 13
 1962 ESU 14, FHSU 13
 1961 FHSU 12, ESU 7*
 1960 ESU 26, FHSU 14
 1959 ESU 26, FHSU 0
 1958 ESU 7, FHSU 7
 1956 ESU 14, FHSU 13
 1955 FHSU 32, ESU 20
 1954 FHSU 20, ESU 6
 1953 ESU 20, FHSU 7
 1952 ESU 20, FHSU 6
 1951 ESU 14, FHSU 7
 1950 ESU 27, FHSU 0

1949 FHSU 9, ESU 0
 1948 ESU 26, FHSU 0
 1947 ESU 39, FHSU 7
 1946 FHSU 25, ESU 6
 1942 ESU 40, FHSU 0
 1941 ESU 22, FHSU 19
 1940 ESU 6, FHSU 0
 1939 ESU 27, FHSU 0
 1938 FHSU 14, ESU 0
 1937 ESU 14, FHSU 6
 1936 FHSU 15, ESU 7
 1935 FHSU 2, ESU 0**
 1934 FHSU 15, ESU 0

- *All-time series
 ESU leads series 47-32-2
- In Emporia
 ESU leads 9-6 (since 1977)
- In Hays
 Tied at 8-8 (since 1977)
- As NCAA Division II members
 ESU leads 12-5
- Longest ESU winning streak
 7 games - 1968-74 & 1923-29
- Longest FHSU winning streak
 6 games 1978-83
- Largest ESU margin of victory
 40 in 1942 (ESU 40, FHSU 0)
- Largest FHSU margin of victory
 35 in 1965 (FHSU 42, ESU 7)
- Most points scored by ESU
 52, at FHSU 13 in 2005
- Most points scored by FHSU
 43, ESU 16 in 1995/ESU 10 in 1983
- Last ESU win
 at ESU 48, FHSU 10 in 2006
- Last ESU win in Emporia
 ESU 48, FHSU 10 in 2006
- Last ESU win in Hays
 ESU 52, at FHSU 13 in 2005
- Last FHSU win
 at FHSU 26, ESU 12 in 2007
- Last FHSU win in Emporia
 FHSU 16, at ESU 10 in 2000
- Last FHSU win in Hays
 FHSU 26, ESU 12 in 2007
- FHSU did not score from 1926-1931

2008 OPPONENTS

MISSOURI SOUTHERN

Saturday, September 27 • 1 p.m.
Welch Stadium at Jones Field • Emporia

University Information

Location.....Joplin, Mo.
Enrollment.....5,740
Nickname.....Lions
Colors.....Green and Gold
Conference.....(MIAA)
Stadium.....Fred G. Hughes Stadium (7,000)
Surface.....SprintTurf
President.....Dr. Julio S. Leon
Athletic Director.....Sallie Beard

Team Information

Head Coach.....Bart Tatum (Austin College '91)
Years at MSSU.....11-11 (Two Years)
Overall.....same
Office Phone.....(417) 625-9317
Best Time To Reach.....Mornings
Assistants.....Daryl Daye, Matt Karleskint,
.....John Tatum, Mike Mutz, Matt Plunkett,
2006 Record.....6-5
2006 MIAA Record and Finish.....4-5/6th
Lettermen Ret.....46
Lettermen Lost.....18
Starters Ret.....18 (8 Off., 9 Def., 1 Spec.)
Starters Lost.....4 (1 Off., 2 Def., 1 Spec.)
Basic Offense.....Multiple-Pro
Basic Defense.....4-4
Series Record.....MSSU leads 20-15
Current Streak.....MSSU W (2)
Last Meeting.....MSSU 42-19 (2007)

Sports Information

S.I.D.....Justin Maskus
Office Phone.....(417) 625-9359
Cell Phone.....(417) 437-4513
Press Box Phone.....(417) 659-4384
FAX.....(417) 625-9397
E-Mail.....maskus-j@mssu.edu



Coach
Bart Tatum



Quarterback
Adam Hinspeter



2008 Schedule

8/30	Harding	6:00 p.m.
9/4	Haskell	6:00 p.m.
9/13	at Pittsburg State	6:00 p.m.
9/20	Nebraska-Omaha	6:00 p.m.
9/27	at Emporia State	1:00 p.m.
10/4	Washburn	2:00 p.m.
10/11	at Ft. Hays St.	2:00 p.m.
10/18	Central Missouri	2:00 p.m.
10/25	Missouri Western	2:00 p.m.
11/1	at Truman	2:00 p.m.
11/8	Northwest Missouri	2:00 p.m.

2007 Results

9/2	at Haskell	W, 51-0
9/9	Harding	W, 48-20
9/16	Pittsburg State	L, 28-31
9/23	at Southwest Baptist	W, 17-16
9/30	Emporia State	W, 42-19
10/6	at Washburn	L, 20-26
10/14	Ft. Hays State	W, 6-0
10/21	at Central Missouri	L, 23-24
10/28	at Missouri Western	L, 14-30
11/4	Truman	W, 55-24
11/11	at Northwest Missouri	L, 14-49

Series History

2007	at MSSU 42, ESU 19
2006	MSSU 34, at ESU 33
2005	ESU 22, at MSSU 21
2004	at ESU 46, MSSU 43
2003	#11 ESU 31, at MSSU 7
2002	#23 ESU 46, at MSSU 16
2001	MSSU 23, at ESU 17 2OT
2000	at ESU 24, MSSU 0
1999	at MSSU 29, ESU 12
1998	at ESU 63, MSSU 17
1997	at MSSU 40, ESU 39 OT
1996	#18 MSSU 22, at ESU 20
1995	ESU 26, at MSSU 21
1994	at ESU 17, MSSU 7
1993	at #6 MSSU 39, ESU 17
1992	at ESU 28, MSSU 7
1991	at MSSU 45, #19 ESU 9
1988	#4 ESU 45, at MSSU 22
1987	at #8 ESU 26, MSSU 7
1986	at #12 ESU 11, MSSU 0
1985	at MSSU 34, #13 ESU 26
1984	#10 MSSU 24, at ESU 6
1983	at #2 MSSU 41, ESU 6
1982	MSSU 34, at ESU 28
1981	at MSSU 21, ESU 9
1980	MSSU 14, at ESU 7
1979	ESU 21, at MSSU 10
1978	at MSSU 17, ESU 0
1977	at ESU 15, #11 MSSU 13
1976	MSSU 28, at ESU 6
1975	at MSSU 20, ESU 13
1973	at ESU 30, MSSU 24
1972	at MSSU 14, ESU 9
1971	at MSSU 18, ESU 3
1970	MSSU 39, at ESU 6

- Overall
MSSU leads series 20-15
- In Emporia
ESU leads 9-8
- In Joplin
MSSU leads 12-6
- Longest ESU winning streak
4 games - 2002-2005
- Longest MSSU winning streak
6 games - 1980-1985
- Largest ESU margin of victory
46 in 1998 (ESU 63, MSSU 17)
- Largest MSSU margin of victory
36 in 1991 (MSSU 45, ESU 9)
- Most points scored by ESU
63, MSSU 17 in 1998
- Most points scored by MSSU
45, ESU 9 in 1991
- Last ESU win
ESU 22, at MSSU 21 in 2005
- Last ESU Win in Joplin
ESU 22, at MSSU 21 in 2005
- Last ESU win in Emporia
at ESU 46, MSSU 43 in 2004
- Last MSSU win
at MSSU 42, ESU 19 in 2007
- Last MSSU win in Joplin
MSSU 42, ESU 19 in 2007
- Last MSSU win in Emporia
MSSU 34, at ESU 33 in 2006

2008 OPPONENTS

CENTRAL MISSOURI

Saturday, October 4 - 1 p.m.

Audrey J. Walton Stadium • Warrensburg, Mo.

University Information

Location.....Warrensburg, Mo.
 Enrollment 11,000
 Nickname..... Mules
 Colors Cardinal and Black
 Conference (MIAA)
 Stadium . Audrey J. Walton Stadium (12,000)
 Surface Sprint Turf
 PresidentDr. Aaron Podolefsky
 Athletic Director Jerry Hughes

Team Information

Head Coach Willie Fritz (Pittsburg St. '83)
 Record at UCM..... 80-40-1 (Ten Years)
 Overall 121-45-1 (15 Years)
 Office Phone..... (660) 543-8297
 Best Time To Reach Mornings
 Assistants Scott Grinde, Jeff Conway,
 Chuck Clemens, Charlie Stubbs,
 Gregg Nesbitt, Shane Meyer
 2007 Record 7-4
 2007 MIAA Record and Finish 6-3/3rd (T)
 Lettermen Ret.49
 Lettermen Lost 16
 Starters Ret. 16 (7 Off., 8 Def., 1 Spec.)
 Starters Lost 9 (5 Off., 3 Def., 1 Spec.)
 Basic Offense Multiple
 Basic Defense 4-4
 Series Record..... UCM Leads 33-18-4
 Current Streak UCM W (8)
 Last Meeting UCM 38-7 (2007)

Sports Information

S.I.D.....Rob McCutcheon
 Office Phone(660) 543-4312
 Home Phone(660) 441-1845
 Press Box Phone(660) 543-4905
 FAX(660) 543-8034
 E-Mail mccutcheon@cmsu.edu

2007 Schedule

8/28 Minnesota State 7:00 p.m.
 9/4 Arkansas Tech 7:00 p.m.
 9/13 at Truman 7:00 p.m.
 9/20 Washburn 1:30 p.m.
 9/27 at Pittsburg State 2:00 p.m.
 10/4 Emporia State 1:30 p.m.
 10/11 Northwest Missouri 1:30 p.m.
 10/18 at Mo. Southern 2:00 p.m.
 10/25 Nebraska-Omaha 1:30 p.m.
 11/1 Missouri Western 1:30 p.m.
 11/8 at Fort Hays State 2:00 p.m.

2007 Results

8/23 at Minn. St-Mankato L, 14-23
 9/8 Concordia St. Paul W, 56-24
 9/15 Truman W, 27-7
 9/22 at Washburn W, 28-14
 9/29 Pittsburg State L, 31-38
 10/6 at Emporia State W, 38-7
 10/13 at NW Missouri L, 26-28
 10/20 Missouri Southern W, 24-23
 10/27 at Southwest Baptist W, 56-14
 11/3 at Missouri Western L, 28-42
 11/10 Fort Hays State W, 31-10



**Coach
Willie Fritz**



**Runningback
Glenn Milner**



Series History

2007	UCM 38, at ESU 7	1905	ESU 34, UCM 6
2006	at UCM 48, ESU 21	1903	UCM 6, ESU 5
2005	UCM 21, at ESU 14	1902	UCM 16, ESU 11
2004	at UCM 35, ESU 33	1901	UCM 12, ESU 0
2003	UCM 28, at ESU 18		
2002	at UCM 41, ESU 13		
2001	UCM 40, at ESU 34 (2OT)		
2000	at UCM 34, ESU 21		
1999	at ESU 41, UCM 12		
1998	ESU 56, at UCM 24		
1997	at ESU 50, UCM 10		
1996	ESU 32, at UCM 22		
1995	UCM 52, at ESU 22		
1994	at UCM 33, ESU 20		
1993	UCM 17, at ESU 3		
1992	at UCM 9, ESU 7		
1991	at ESU 44, UCM 17		
1981	UCM 16, at ESU 7		
1980	at UCM 17, ESU 11		
1979	at ESU 21, UCM 0		
1978	ESU 24, UCM 23		
1977	UCM 25, ESU 20		
1976	UCM 18, ESU 7		
1975	UCM 20, ESU 3		
1974	UCM 27, ESU 0		
1973	ESU 56, UCM 10		
1972	ESU 20, UCM 10		
1971	UCM 10, ESU 7		
1970	UCM 23, ESU 16		
1969	UCM 56, ESU 45		
1968	ESU 41, UCM 41		
1967	UCM 41, ESU 14		
1966	UCM 23, ESU 14		
1965	UCM 7, ESU 6		
1964	UCM 21, ESU 0		
1963	ESU 13, UCM 7		
1962	ESU 0, UCM 0		
1961	UCM 12, ESU 7		
1960	UCM 21, ESU 12		
1959	UCM 23, ESU 21		
1958	ESU 25, UCM 0		
1929	ESU 19, UCM 0		
1915	ESU 16, UCM 16		
1914	ESU 49, UCM 0		
1913	UCM 14, ESU 13		
1912	UCM 34, ESU 13		
1911	ESU 9, UCM 5		
1909	ESU 0, UCM 0		
1908	ESU 12, UCM 0		
1907	UCM 12, ESU 0		
1906	ESU 10, UCM 0		

Overall

- UCM leads series 34-17-4
- In Emporia (since 1979)
UCM leads 7-4
- In Warrensburg (since 1979)
UCM leads 7-2
- Longest ESU winning streak
4 games - 1996-99
- Longest UCM winning streak
8 games, 2000-present
- Largest ESU margin of victory
46 in 1973 (ESU 56, UCM 10)
- Largest UCM margin of victory
31 in 2007 (UCM 38, ESU 7)
- Most points scored by ESU
56, (2x) UCM 24 in 1998;
UCM 10 in 1973
- Most points scored by UCM
56, ESU 45 in 1969
- Last ESU win
at ESU 41, UCM 12 in 1999
- Last ESU win in Emporia
ESU 41, UCM 12 in 1999
- Last ESU win in Warrensburg
ESU 56, UCM 24 in 1998
- Last UCM win
UCM 38, at ESU 7 in 2007
- Last UCM win in Emporia
UCM 38, at ESU 7 in 2007
- Last UCM win in Warrensburg
at UCM 48, ESU 21 in 2006

2008 OPPONENTS

WASHBURN

Saturday, October 11 - 1 p.m.

Yager Stadium/Moore Bowl • Topeka, Kan.

University Information

Location..... Topeka, Kan.
 Enrollment..... 7,500
 Nickname..... Ichabods
 Colors..... Yale Blue and White
 Conference..... MIAA
 Stadium . Yager Stadium/Moore Bowl (7,200)
 Surface..... Sportex Field
 President..... Dr. Jerry Farley
 Athletic Director..... Loren Ferre'

Team Information

Head Coach . Craig Schurig (Colo. Mines '87)
 At WU..... 40-29 (six Years)
 Overall..... Same
 Office Phone..... (785) 231-1340
 Best Time To Reach..... 10a.m.-Noon
 Assistants..... Brian Miller, Chris Brown,
 Cooper Harris, David Trupp, Rob Robinson
 2007 Record..... 8-4
 2007 MIAA Record and Finish..... 7-2/2nd
 Lettermen Ret..... 43
 Lettermen Lost..... 22
 Starters Ret..... 13 (6 Off., 6 Def., 1 Spec.)
 Starters Lost..... 11 (5 Off., 5 Def., 1 Spec.)
 Basic Offense..... West Coast-Pro Set
 Basic Defense..... 4-4
 Series Record..... ESU leads 51-47-6
 Current Streak..... WU W (4)
 Last Meeting..... WU 31-21 (2007)

Sports Information

S.I.D..... Gene Cassell
 Office Phone..... (785) 670-1791
 Cell Phone..... (785) 969-7577
 Home Phone..... (785) 357-5094
 Press Box Phone..... (785) 231-1563
 FAX..... (785) 231-1091
 E-Mail..... gene.cassell@washburn.edu



**Coach
 Craig Schurig**



**Running Back
 Brandon Walker**



2008 Schedule

8/28	Colorado Mines	7:00 p.m.
9/4	at Missouri State	7:00 p.m.
9/13	at Fort Hays State	7:00 p.m.
9/20	at Central Missouri	1:30 p.m.
9/27	Missouri Western	1:00 p.m.
10/4	at Missouri Southern	2:00 p.m.
10/11	Emporia State	1:00 p.m.
10/18	at Truman	2:00 p.m.
10/25	Northwest Missouri	1:00 p.m.
11/1	at Pittsburg State	2:00 p.m.
11/8	Nebraska-Omaha	1:00 p.m.

2007 Results

8/25	Chadron State	L, 24-34
9/1	at Colorado Mines	W, 27-7
9/15	Fort Hays State	W, 28-10
9/22	Central Missouri	L, 14-28
9/29	at Missouri Western	W, 31-24
10/6	Missouri Southern	W, 26-20
10/13	at Emporia State	W, 31-21
10/20	Truman	W, 71-35
10/27	at Northwest Mo.	L, 27-28
11/4	Pittsburg State	W, 35-28
11/11	at Southwest Baptist	W, 37-14
11/17 *	at West, Texas A&M	L, 39-40

* = Div. II Playoffs

Series History

2007.....	WU 31, at ESU 21	1934.....	ESU 14, WU 6
2006.....	at WU 37, ESU 6	1933.....	ESU 7, WU 6
2005.....	WU 42, at ESU 14	1932.....	ESU 0, WU 0
2004.....	at WU 28, ESU 10	1931.....	WU 20, ESU 7
2003.....	at ESU 35, WU 28 OT	1930.....	WU 13, ESU 6
2002.....	at WU 34, ESU 21	1929.....	WU 6, ESU 2
2001.....	at ESU 39, WU 18	1928.....	ESU 45, WU 6
2000.....	ESU 35, at WU 21	1927.....	ESU 20, WU 7
1999.....	at ESU 45, WU 20	1926.....	ESU 35, WU 0
1998.....	ESU 35, at WU 27	1925.....	ESU 6, WU 0
1997.....	at ESU 64, WU 35	1924.....	ESU 18, WU 0
1996.....	ESU 40, at WU 35	1923.....	ESU 7, WU 7
1995.....	at ESU 25, WU 24	1922.....	ESU 34, WU 0
1994.....	ESU 43, at WU 7	1921.....	ESU 13, WU 10
1993.....	at ESU 37, WU 19	1920.....	ESU 7, WU 7
1992.....	ESU 25, at WU 18	1919.....	WU 20, ESU 6
1991.....	at ESU 49, WU 18	1918.....	WU 22, ESU 3
1988.....	at WU 59, ESU 46	1917.....	ESU 0, WU 0
1987.....	*WU 28, at ESU 21	1916.....	ESU 23, WU 7
1986.....	at ESU 22, WU 16	1915.....	ESU 7, WU 7
1985.....	at WU 25, ESU 18	1914.....	ESU 19, WU 0
1984.....	at ESU 14, WU 0	1913.....	WU 41, ESU 7
1983.....	at WU 41, ESU 7	1912.....	ESU 7, WU 6
1982.....	ESU 20, at WU 13	1911.....	WU 8, ESU 0
1981.....	at WU 17, ESU 10	1910.....	ESU 14, WU 12
1980.....	at ESU 45, WU 7	1909.....	WU 24, ESU 6
1979.....	ESU 17, at WU 11	1908.....	WU 6, ESU 0
1978.....	WU 17, at ESU 7	1907.....	WU 18, ESU 0
1977.....	at WU 40, ESU 12	1906.....	WU 6, ESU 0
1976.....	WU 21, at ESU 0	1905.....	WU 29, ESU 6
1975.....	at WU 42, ESU 13	1904.....	WU 21, ESU 0
1974.....	WU 36, at ESU 15	1903.....	ESU 0, WU 0
1973.....	WU 20, at ESU 10	1902.....	WU 6, ESU 0
1972.....	at ESU 41, WU 7	1901.....	WU 6, ESU 0
1971.....	ESU 3, at WU 0	1899.....	ESU 11, WU 0
1970.....	WU 34, at ESU 21	*WU would later forfeit win	
1969.....	at ESU 28, WU 14	•Overall	
1968.....	ESU 47, at WU 19	ESU leads series 51-47-6	
1967.....	at ESU 34, WU 7	•In Emporia (since 1961)	
1966.....	ESU 12, at WU 6	ESU leads 14-10	
1965.....	WU 21, at ESU 0	•In Topeka (since 1961)	
1964.....	at WU 19, ESU 6	WU leads 11-10	
1963.....	WU 32, at ESU 6	•Longest ESU winning streak	
1962.....	at WU 7, ESU 6	11 games - 1991-2001	
1961.....	at ESU 26, WU 10	•Longest WU winning streak	
1960.....	ESU 7, WU 6	6 games - 1904-09, 1973-79	
1959.....	ESU 24, WU 13	•Largest ESU margin of victory	
1958.....	ESU 27, WU 6	39 in 1928 (ESU 45, WU 6)	
1957.....	WU 25, ESU 0	•Largest WU margin of victory	
1956.....	WU 34, ESU 6	34 in 1913, 1983 (WU 41, ESU 7)	
1955.....	WU 26, ESU 6	•Last ESU win	
1954.....	WU 14, ESU 6	at ESU 35, WU 28 OT in 2003	
1953.....	WU 21, ESU 0	•Last ESU win in Emporia	
1952.....	ESU 7, WU 6	at ESU 35, WU 28 OT in 2003	
1951.....	WU 14, ESU 13	•Last ESU win in Topeka	
1950.....	ESU 27, WU 19	ESU 35, at WU 21 in 2000	
1949.....	ESU 19, WU 14	•Last WU win	
1948.....	ESU 7, WU 0	at WU 31, ESU 21 in 2007	
1947.....	ESU 12, WU 6	•Last WU win in Emporia	
1946.....	WU 20, ESU 12	WU 31, at ESU 21 in 2007	
1942.....	ESU 12, WU 0	•Last WU win in Topeka	
1941.....	ESU 20, WU 12	at WU 37, ESU 6 in 2006	
1940.....	ESU 38, WU 7		
1939.....	WU 12, ESU 0		
1938.....	WU 19, ESU 6		
1937.....	ESU 12, WU 6		
1936.....	ESU 14, WU 7		
1935.....	WU 12, ESU 7		

2008 OPPONENTS

MISSOURI WESTERN

Saturday, October 18 - 1:30 p.m.
Spratt Stadium • St. Joseph, Mo.

University Information

Location St. Joseph, Mo.
Enrollment 5,200
Nickname Griffons
Colors Black and Gold
Conference MIAA
Stadium Spratt Memorial Stadium (6,000)
Surface Turf
President Dr. Robert A. Vartabedian
Athletic Director Dave Williams

Team Information

Head Coach Jerry Partridge (MWSC '85)
At MWSC 80-46 (12 Years)
Overall Same
Office Phone (816) 271-4499
Best Time To Reach .. Mornings, Mon.-Thur.
Assistants Tyler Fenwick, Regi Trotter
..... Jay Eilers, Wes Bell, Mike McFarland,
..... Aaron Bell, Mike Burton, Chris Eads
2007 Record 9-3
2006 MIAA Record and Finish 6-3/3rd (T)
Lettermen Ret. 39
Lettermen Lost 14
Starters Ret. 18 (9 Off., 6 Def., 3 Spec.)
Starters Lost 7 (2 Off., 5 Def., 0 Spec.)
Basic Offense Multiple-Spread
Basic Defense 4-3
Series Record MWSU leads 19-11
Current Streak MWSU W (3)
Last Meeting MWSU 52-21 (2007)

Sports Information

S.I.D. Trevor Berneking
Office Phone (816) 271-4257
Home Phone (816) 232-8582
Press Box Phone (816) 271-4257
FAX (816) 271-4544
E-Mail tberneking@missouriwestern.edu



Coach
Jerry Partridge



Offensive Lineman
Roger Allen



2008 Schedule

8/28	at Northern State	6:00 p.m.
9/6	Minnesota-Duluth	6:00 p.m.
9/13	at NW Missouri	1:00 p.m.
9/20	Pittsburg State	6:00 p.m.
9/27	at Washburn	1:00 p.m.
10/4	Fort Hays State	1:30 p.m.
10/11	at Neb.-Omaha	1:00 p.m.
10/18	Emporia State	1:30 p.m.
10/25	at Mo. Southern	2:00 p.m.
11/1	at Central Missouri	1:30 p.m.
11/8	Truman	1:30 p.m.

2007 Results

9/1	Baker	W, 42-24
9/8	at Minnesota Duluth	W, 45-27
9/15	Northwest Missouri	L, 20-44
9/22	at Pittsburg State	W, 39-32
9/29	Washburn	L, 24-31
10/6	at Ft. Hays State	W, 37-9
10/13	Southwest Baptist	W, 49-14
10/20	at Emporia State	W, 52-21
10/27	Missouri Southern	W, 30-14
11/3	Central Missouri	W, 42-28
11/10	at Truman	L, 28-37
12/01	* Wayne State	W, 20-13

*= Mineral Water Bowl

Series History

2007	MWSU 52, at ESU 21
2006	at MWSU 24, ESU 12
2005	MWSU 21, at ESU 14
2004	ESU 33, at MWSU 30
2003	at ESU 27, MWSU 24
2002	ESU 21, at MWSU 14
2001	MWSU 34, at ESU 14
2000	at MWSU 28, ESU 27
1999	MWSU 27, at ESU 7
1998	ESU 42, at MWSU 34
1997	at ESU 27, MWSU 15
1996	ESU 30, at MWSU 14
1995	MWSU 35, at ESU 28
1994	at MWSU 28, ESU 21
1993	MWSU 26, at ESU 20
1992	ESU 35, at MWSU 30
1991	at ESU 28, MWSU 27
1988	ESU 36, at MWSU 27
1987	at ESU 22, MWSU 6
1986	ESU 32, at MWSU 0
1985	MWSU 10, at ESU 8
1984	at MWSU 28, ESU 6
1983	MWSU 22, at ESU 20
1982	at MWSU 22, ESU 14
1981	at MWSU 35, ESU 14
1980	at MWSU 41, ESU 18
1979	MWSU 31, at ESU 14
1978	MWSU 49, ESU 17
1977	MWSU 27, ESU 9
1976	MWSU 21, ESU 7

- Overall
MWSU leads series 19-11
- In Emporia (since 1979)
MWSU leads 9-4
- In St. Joseph (since 1979)
Series Tied at 7-7
- Longest ESU winning streak
5 games - 1986-92
- Longest MWSU winning streak
10 games - 1976-85
- Largest ESU margin of victory
32 in 1986 (ESU 32, MWSU 0)
- Largest MWSU margin of victory
32 in 1978 (MWSU 49, ESU 17)
- Most points scored by ESU
42, MWSU 34 in 1998
- Most points scored by MWSU
52, ESU 21 in 2007
- Last ESU win
ESU 33, at MWSU 30 in 2004
- Last ESU Win in St. Joseph
ESU 33, at MWSU 30 in 2004
- Last ESU win in Emporia
at ESU 27, MWSU 24 in 2003
- Last MWSU win
at MWSU 52, ESU 21 in 2007
- Last MWSU win in St. Joseph
MWSU 24, ESU 12 in 2006
- Last MWSU win in Emporia
MWSU 52, at ESU 21 in 2007

2008 OPPONENTS

TRUMAN

Saturday, October 25 - 1 p.m.
Welch Stadium at Jones Field • Emporia

University Information

Location..... Kirksville, Mo.
 Enrollment..... 5,800
 Nickname..... Bulldogs
 Colors..... Purple and White
 Conference..... (MIAA)
 Stadium..... Stokes Stadium (4,000)
 Surface..... Natural Grass
 President..... Dr. Barbra Dixon
 Athletic Director..... Jerry Wollmering

Team Information


Head Coach .. Shannon Currier (Hamline '67)
 at Truman..... 16-28 (Four Years)
 Overall..... 48-40 (Eight Years)
 Office Phone..... (660) 785-4252
 Best Time To Reach..... Mornings
 Assistants..... Aaron Vicko, Ryan
 Nourse, Marty Costello, Nate Holtz, James Vint,
 Jack Glassock, John Thomas, Walker Graher
 2007 Record..... 6-5
 2007 MIAA Record and Finish..... 4-5/6th (T)
 Lettermen Ret. 44
 Lettermen Lost..... 8
 Starters Ret. 23 (8 Off., 10 Def., 5 Spec.)
 Starters Lost..... 4 (2 Off., 2 Def., 0 Spec.)
 Basic Offense..... Multiple
 Basic Defense..... 3-4
 Series Record..... ESU Leads 13-9
 Current Streak..... TSU W (2)
 Last Meeting..... TSU 33-30 (OT) (2007)

Sports Information

Football Contact..... Kevin White
 Office Phone..... (660) 785-4276
 Cell Phone..... (660) 626-7920
 Press Box Phone..... (660) 785-4276
 FAX..... (660) 785-7475
 E-Mail..... kwhite@truman.edu



Coach
Shannon Currier



Quarterback
Matt Ticich



2008 Schedule

8/28 Missouri S & T 7:30 p.m.
 9/6 Southern Arkansas Noon
 9/13 Central Missouri 7:00 p.m.
 9/20 Northwest Missouri 7:00 p.m.
 9/27 at Ft. Hays State 2:00 p.m.
 10/4 Nebraska-Omaha 2:00 p.m.
 10/11 at Pittsburg State 2:00 p.m.
 10/18 Washburn 2:00 p.m.
 10/25 at Emporia State 1:00 p.m.
 11/1 Missouri Southern 2:00 p.m.
 11/8 at Missouri Western 1:30 p.m.

2007 Results

8/25 at Missouri-Rolla W, 38-31
 9/8 Upper Iowa W, 55-31
 9/15 at Central Missouri L, 7-27
 9/22 at Northwest Missouri L, 6-53
 9/29 Ft. Hays State W, 26-11
 10/6 at Southwest Baptist W, 55-31
 10/13 Pittsburg State L, 0-40
 10/20 at Washburn L, 71-35
 10/27 Emporia State W, 33-30
 11/4 at Missouri Southern L, 55-24
 11/1 Missouri Western W, 37-28

Series History

2007..... at TSU 33, ESU 30 (OT)
 2006..... TSU 14, at ESU 13
 2005..... ESU 41, at TSU 12
 2004..... at ESU 38, TSU 21
 2003..... ESU 55, at TSU 24
 2002..... at ESU 34, TSU 17
 2001..... ESU 34, at TSU 14
 2000..... at ESU 55, TSU 20
 1999..... at TSU 31, ESU 24 (OT)
 1998..... TSU 25, at ESU 24
 1997..... at TSU 44, ESU 28
 1996..... TSU 55, at ESU 20
 1995..... ESU 36, at TSU 19
 1994..... TSU 28, at ESU 10
 1993..... at TSU 24, ESU 13
 1992..... at ESU 24, TSU 7
 1991..... ESU 42, at TSU 41
 1988..... ESU 35, at TSU 17
 1931..... TSU 13, ESU 12
 1930..... ESU 52, TSU 0
 1928..... ESU 8, TSU 0
 1927..... ESU 16, TSU 13

- Overall
 ESU leads 13-9
- In Emporia (since 1979)
 Series Tied at 4-4
- In Kirksville (since 1979)
 ESU leads 6-4
- Longest ESU winning streak
 6 games - 2000-2005
- Longest TSU winning streak
 4 games - 1996-1999
- Largest ESU margin of victory
 52 in 1930 (ESU 52, TSU 0)
- Largest TSU margin of victory
 35 in 1996 (TSU 55, ESU 20)
- Most points scored by ESU
 55, TSU 20 in 2000; TSU 24 in 2003
- Most points scored by TSU
 55, ESU 20 in 1996
- Last ESU win
 ESU 41, at TSU 12 in 2005
- Last ESU Win in Kirksville
 ESU 41, at TSU 12 in 2005
- Last ESU win in Emporia
 at ESU 38, TSU 21 in 2004
- Last TSU win
 at TSU 33, ESU 30 (OT) in 2007
- Last TSU win in Kirksville
 at TSU 33, ESU 30 (OT) in 2007
- Last TSU win in Emporia
 TSU 14, at ESU 13 in 2006



2008 OPPONENTS

NORTHWEST MISSOURI

Saturday, November 1 - 1 p.m.
Bearcat Stadium • Maryville, Mo.

University Information

Location Maryville, Mo.
Enrollment 6,400
Nickname Bearcats
Colors Forest Green and White
Conference (MIAA)
Stadium Bearcat Stadium (6,500)
Surface Synthetic Turf
President Dr. Dean L. Hubbard
Athletic Director Dr. Bob Boerigter



Coach

Mel Tjeerdsma

Team Information

Head Coach Mel Tjeerdsma (Southern St. '67)
at Northwest 144-38 (14 Years)
Overall 203-76-4 (24 Years)
Office Phone (660) 562-1311
Best Time To Reach Mornings
Assistants Scott Bostwick, Adam Dorrel,
..... Charlie Flohr, Will Wagner, Rich Wright
2007 Record 12-2
2007 MIAA Record and Finish 9-0 / 1st
Lettermen Ret. 43
Lettermen Lost 20
Starters Return 15 (8 Off., 5 Def., 2 Spec.)
Starters Lost 9 (3 Off., 6 Def., 0 Spec.)
Basic Offense Multiple/Spread
Basic Defense 4-3
Series Record NWMSU Leads 20-2
Current Streak NWMSU W (13)
Last Meeting NWMSU 24-7 (2007)



Offensive Lineman
Jeremy Davis



Sports Information

S.I.D. Ryan Boettcher
Office Phone (660) 562-1118
Cell Phone (660) 562-8868
Press Box Phone (660) 562-1072
FAX (660) 562-1582
E-Mail sid@nwmissouri.edu

2008 Schedule

8/30 Abilene Christian 6:00 p.m.
9/6 Southwest Baptist 6:00 p.m.
9/13 Missouri Western 1:00 p.m.
9/20 at Truman 7:00 p.m.
9/27 at Neb.-Omaha 6:00 p.m.
10/4 ~ Pittsburg State 5:00 p.m.
10/11 at Central Missouri 1:30 p.m.
10/18 Fort Hays State 1:30 p.m.
10/25 at Washburn 1:00 p.m.
11/1 Emporia State 1:00 p.m.
11/8 at Mo. Southern 2:00 p.m.
~at Arrowhead Stadium

2007 Results

9/8 at Nebraska-Omaha L, 21-25
9/15 at Missouri Western W, 44-20
9/22 Truman W, 53-6
9/29 Southwest Baptist W, 86-13
10/6 ~Pittsburg State W, 37-34
10/13 Central Missouri W, 28-26
10/20 at Ft. Hays State W, 17-10
10/27 Washburn W, 28-27
11/3 at Emporia State W, 24-7
11/11 Missouri Southern W, 49-14
11/24 ^ West Texas A&M W, 56-28
12/1 ^ at Chadron State W, 26-13
12/8 ^ Grand Valley St. W, 34-16
12/15& Valdosta State L, 20-25
~at Arrowhead Stadium
^= NCAA Division II Playoffs
&= Championship in Florence, Ala

Series History

2007 NWMSU 24, at ESU 7
2006 at NWMSU 49, ESU 17
2005 NWMSU 14, at ESU 0
2004 at NWMSU 59, ESU 28
2003 NWMSU 16, at ESU 13
2002 NWMSU 34, at ESU 5
2001 at NWMSU 44, ESU 3
2000 at NWMSU 62, ESU 7
1999 NWMSU 59, at ESU 28
1998 at NWMSU 69, ESU 33
1997 NWMSU 44, at ESU 38
1996 at NWMSU 51, ESU 34
1995 NWMSU 23, at ESU 13
1994 ESU 41, at NWMSU 26
1993 NWMSU 21, at ESU 15
1992 at NWMSU 54, ESU 41
1991 NWMSU 41, at ESU 36
1982 at NWMSU 31, ESU 6
1981 NWMSU 14, at ESU 7
1965 at ESU 28, NWMSU 27
1964 at NWMSU 33, ESU 0
1930 NWMSU 33, ESU 21

- Overall
NWMSU leads 20-2
- In Emporia (since 1964)
NWMSU leads 10-1
- In Maryville (since 1964)
NWMSU leads 9-1
- Longest ESU winning streak
1 game 1994, 1965
- Longest NWMSU winning streak
13 games 1995-present
- Largest ESU victory
15, ESU 41, at NWMSU 26 in 1994
- Largest NWMSU victory
55 at NWMSU 62, ESU 7 in 2000
- Most points by ESU
ESU 41, at NWMSU 26 in 1994
ESU 41, at NWMSU 54 in 1992
- Most points scored by NWMSU
at NWMSU 69, ESU 33 in 1998
- Last ESU win
ESU 41, at NWMSU 26 in 1994
- Last ESU win in Emporia
at ESU 28, NWMSU 27 in 1965
- Last ESU win in Maryville
ESU 41, at NWMSU 26 in 1994
- Last NWMSU win
at NWMSU 24, at ESU 7 in 2007
- Last NWMSU win in Emporia
NWMSU 24, at ESU 7 in 2007
- Last NWMSU win in Maryville
at NWMSU 49, ESU 17 in 2006

2008 OPPONENTS

PITTSBURG STATE
Saturday, November 8 - 1 p.m.
Welch Stadium at Jones Field • Emporia

University Information

LocationPittsburg, Kan.
Enrollment6,750
Nickname Gorillas
Colors Crimson and Gold
Conference MIAA
Stadium .. Brandenburg Fld/Smith Stad (8,343)
Surface Field Turf
PresidentDr. Tom Bryant
Athletic Director Chuck Broyles

Team Information

Head Coach ..Chuck Broyles (Pittsburg St. '70)
At PSU 181-39-2 (17 Years)
Overall Same
Office Phone(620) 235-4389
Best Time To Reach Mornings
Assistants
Tim Beck, Dave Wiemers, Lance Cullen, John
Pierce, Carl Roth, Steve Wells, Larry Garman,
Frank Nccarato, Greg Warlop
2007 Record 8-3
2007 MIAA Record and Finish ... 6-3 / 3rd (T)
Lettermen Ret.37
Lettermen Lost28
Starters Ret. 15 (7 Off., 7 Def., 1 Spec.)
Starters Lost 8 (4 Off., 4 Def., 2 Spec.)
Basic OffenseMultiple/Option
Basic Defense 3-4
Series Record PSU Leads 55-31-2
Current Streak PSU W (4)
Last Meeting PSU 62-0 (2007)

Sports Information

S.I.D. Dan Wilkes
Office Phone(620) 235-4147
Cell Phone(620) 249-5430
Home Phone(620) 232-6601
Press Box Phone(620)235-4869
FAX(620) 235-4149
E-Mail dwilkes@pittstate.edu

2008 Scedule

8/30	at Central Okla.	6:00 p.m.
9/6	at Chadron St.	1:00 p.m.
9/13	Missouri Southern	6:00 p.m.
9/20	at Missouri Western	6:00 p.m.
9/27	Central Missouri	2:00 p.m.
10/4	~ Northwest Missouri	5:00 p.m.
10/11	Truman	2:00 p.m.
10/18	Neb.-Omaha	2:00 p.m.
10/25	at Ft. Hays St.	2:00 p.m.
11/1	Washburn	2:00 p.m.
11/8	at Emporia St.	1:00 p.m.

~at Arrowhead Stadium

2007 Results

8/25	TAMU-Commerce	W, 28-14
9/1	East Central	W, 41-15
9/15	at Missouri Southern	W, 31-28
9/22	Missouri Western	L, 32-39
9/29	at Central Missouri	W, 38-31
10/6	~ Northwest Missouri	L, 34-37
10/13	at Truman	W, 40-0
10/20	at Southwest Baptist	W, 42-23
10/27	Ft. Hays State	W, 35-0
11/3	at Washburn	L, 28-35
11/10	Emporia State	W, 62-0

~at Arrowhead Stadium



Coach
Chuck Broyles



Quarterback
Mark Smith



Series History

2007at PSU 62, ESU 0	1935at PSU 7, ESU 6
2006 PSU 59, at ESU 57	1934at ESU 6, PSU 0
2005at PSU 52, ESU 17	1933at PSU 21, ESU 0
2004PSU 72, at ESU 27	1932 PSU 19, at ESU 13
2003 ESU 22, at PSU 20	1931 ESU 14, at PSU 13
2002 at ESU 13, PSU 3	1930 at ESU 6, PSU 0
2001 at PSU 38, ESU 23	1929 ESU 19, at PSU 0
2000 PSU 21, at ESU 0	1928 at ESU 40, PSU 6
1999 at PSU 21, ESU 7	1927 ESU 13, at PSU 0
1998 at ESU 38, PSU 28	1926 at ESU 21, PSU 3
1997 at PSU 32, ESU 22	1925 ESU 17, at PSU 7
1996 PSU 63, at ESU 7	1924 PSU 21, at ESU 7
1995 at PSU 48, ESU 12	1923 ESU 9, at PSU 0
1994 PSU 43, at ESU 24	1922 at ESU 23, PSU 0
1993 at PSU 45, ESU 14	1921 ESU 27, at PSU 7
1992 PSU 49, at ESU 38	1920 at ESU 19, PSU 15
1991 at PSU 70, ESU 36	1919 PSU 13, at ESU 0
1988 at PSU 21, ESU 11	1917 at ESU 24, PSU 0
1987 PSU 35, at ESU 9	1916 ESU 14, at PSU 7
1986 at PSU 59, ESU 27	1915 at ESU 28, PSU 0
1985 at ESU 41, PSU 9	•Overall	
1984 at PSU 44, ESU 22	PSU leads series 55-31-2	
1983 PSU 37, at ESU 14	•In Pittsburg	
1982 at PSU 14, ESU 7	PSU leads 26-16-1	
1981 PSU 14, at ESU 7	•In Emporia	
1980 at PSU 32, ESU 13	PSU leads 29-15-1	
1979 PSU 16, at ESU 0	•Longest ESU winning streak	
1978 at PSU 44, ESU 14	7 games - 1925-31	
1977 PSU 48, at ESU 25	•Longest PSU winning streak	
1976 at PSU 30, ESU 0	11 games - 1974-84	
1976 PSU 40, at ESU 27	•Largest ESU margin of victory	
1975 at PSU 10, ESU 0	46 in 1950 (ESU 46, PSU 0)	
1974 PSU 10, at ESU 6	•Largest PSU margin of victory	
1973 ESU 30, at PSU 0	62 in 2007 (PSU 62, ESU 0)	
1972 PSU 26, at ESU 21	•Most points scored by ESU	
1971 PSU 41, at ESU 10	57, PSU 59 in 2006	
1970 at PSU 45, ESU 14	•Most points scored by PSU	
1969 at ESU 34, PSU 21	72, ESU 27 in 2004	
1968 ESU 27, at PSU 27	•Last ESU win	
1967 PSU 27, at ESU 7	ESU 22, at PSU 20 in 2003	
1966 ESU 27, at PSU 20	•Last ESU win in Emporia	
1965 PSU 33, at ESU 14	ESU 13, PSU 3 in 2002	
1964 at PSU 35, ESU 10	•Last ESU Win in Pittsburg	
1963 at ESU 0, PSU 0	ESU 22, PSU 20 in 2003	
1962 at PSU 21, ESU 14	•Last PSU win	
1961 PSU 15, at ESU 0	at PSU 62, ESU 0 in 2007	
1960 at PSU 50, ESU 0	•Last PSU win in Emporia	
1959 PSU 20, at ESU 6	PSU 59, at ESU 57 in 2006	
1958 at PSU 20, ESU 14	•Last PSU win in Pittsburg	
1957 PSU 46, at ESU 0	at PSU 62, ESU 0 in 2007	
1956 at PSU 35, ESU 0		
1955 PSU 7, at ESU 0		
1954 at PSU 20, ESU 7		
1953 PSU 19, at ESU 6		
1952 ESU 26, at PSU 21		
1951 at ESU 7, PSU 0		
1950 ESU 46, at PSU 0		
1949 PSU 27, at ESU 7		
1948 ESU 9, at PSU 7		
1947 at ESU 28, PSU 7		
1946 ESU 21, at PSU 0		
1942 PSU 13, at ESU 0		
1941 at PSU 13, ESU 0		
1940 at ESU 20, PSU 7		
1939 ESU 20, at PSU 0		
1938 PSU 17, at ESU 0		
1937 ESU 33, at PSU 14		
1936 PSU 26, at ESU 7		

SERIES RECORDS

ALL-TIME SERIES RECORDS (2007 Opponents in Bold)

School	First Met	W-L	School	First Met	W-L	School	First Met	W-L
A			I			S		
Adams State	1988	1-1-0	Iowa State	1938	2-2-0	St. Mary's	1903	6-3-0
Arkansas	1904	1-1-0				St. Mary Plains	1968	1-0-0
Arkansas State	1952	0-2-0	J			South Dakota State	1951	0-1-0
Arkansas Tech	1971	3-3-0	Jacksonville State	2004	0-1-0	Southern Colorado	1963	4-9-0
Augustana	2008	0-0-0	K			SW Baptist	1991	14-3-0
B			Kansas	1895	1-14-1	Southwest Missouri	1948	3-14-1
Baker	1913	6-4-2	Kansas State	1899	8-13-2	Southwestern	1909	39-8-5
Benedictine	1936	9-17-2	Kansas Wesleyan	1932	4-0-0	SW Oklahoma	1951	1-0-0
Bethany	1903	4-1-0	Kearney State	1975	5-11-0	Southwestern Tech	1941	0-1-0
Bradley	1948	0-1-0	L			Sterling	1909	6-0-1
C			Lincoln University	1958	1-2-0	Sul Ross State	1967	0-1-0
Cameron	1974	0-3-0	M			T		
Carson-Newman	1989	0-1-0	McPherson College	1935	2-0-0	Tarkio	1914	1-0-0
Central Arkansas	1989	0-2-0	Minnesota-Duluth	1954	0-2-0	Truman State	1927	13-9-0
Central Missouri	1901	18-33-4	Missouri-Rolla	1957	11-4-0	W		
Central Okla.	1936	3-9-1	Mo. Southern	1970	15-19-0	Washburn	1899	51-47-6
Chadron State	1983	1-0-0	Missouri Valley	1930	1-0-0	Wayne State	1969	11-9-0
Chico State	1988	1-0-0	Mo. Western	1976	11-19-0	Western State	1985	7-0-0
College of Emporia	1893	21-21-2	N			Wichita State	1902	16-18-2
Colorado Mines	1946	1-0-0	Nebraska-Omaha	1951	4-16-2	William Jewell	1907	1-4-1
Colorado State	1946	1-3-0	North Dakota State	1998	1-0-0	William Penn	1972	0-1-0
D			North Texas State	1955	0-1-0	Winona State	2002	1-3-0
Dakota Wesleyan	1946	1-0-0	NE. Oklahoma St.	1954	1-5-0	Wisconsin-Superior	1936	2-0-0
Denver Athletic	1902	0-1-0	NW Missouri	1930	2-20-0	Bold= Teams scheduled in 2007		
Doane College	1977	2-2-0	NW Oklahoma St.	1981	5-2-0			
Drake	1948	0-4-0	Northern Colorado	1970	2-4-0			
Drury	1908	1-0-0	O					
E			Oklahoma	1902	0-1-1			
East Central (Okla.)	1968	5-1-0	Oklahoma A & M	1925	1-0-0			
Eastern Illinois	1950	1-0-0	Oklahoma City	1934	3-0-0			
F			Ottawa	1899	7-5-1			
Fort Hays State	1923	47-32-2	Ouachita Baptist	1938	1-0-0			
Friends	1906	5-0-1	P					
G			Panhandle State	1989	2-0-0			
Graceland	1957	1-0-0	Peru State	1968	2-0-0			
Gustavus Adolphus	1950	0-2-1	Pittsburg State	1915	32-54-2			
H			Q					
Hardin-Simmons	1937	0-1-0	Quincy College	1952	1-0-1			
Harding	1989	3-0-0	R					
Haskell	1900	4-9-1	Rockhurst	1946	3-0-0			
Holton	1910	2-0-0						
Hastings	1932	4-0-0						

MIAA SERIES RECORDS

GAME-BY-GAME VS MIAA OPPONENTS (SINCE ESU JOINED MIAA)

Central Missouri State

Series: UCM leads 12-6

Streak: lost eight

ESU has been tied or held the lead in the second half of four of the last seven games

1991	.H.	W.	44-17
1992	.A.	L.	7-9
1993	.H.	L.	3-17
1994	.A.	L.	20-33
1995	.H.	L.	22-52
1996	.A.	W.	32-22
1997	.H.	W.	50-10
1998	.A.	W.	56-24
1999	.H.	W.	41-12
2000	.A.	L.	21-34
2001	.H.	L.	34-40 2OT
2002	.A.	L.	13-41
2003	.H.	L.	18-28
2004	.A.	L.	33-35
2005	.H.	L.	14-21
2006	.A.	L.	21-48
2007	.H.	L.	7-38

Fort Hays State

Series: ESU Leads 12-5

Streak: lost one

2006 was the first season FHSU was in the MIAA.

1991	.A.	W.	28-27
1992	.H.	W.	24-17
1993	.A.	L.	7-17
1994	.H.	W.	24-17
1995	.A.	L.	16-43
1996	.H.	L.	30-42
1997	.A.	W.	51-35
1998	.H.	W.	41-3
1999	.A.	W.	31-14
2000	.H.	L.	10-16
2001	.A.	W.	38-21
2002	.H.	W.	38-7
2003	.A.	W.	31-21
2004	.H.	W.	13-10
2005	.A.	W.	52-13
2006	.H.	W.	48-10
2007	.A.	L.	12-26

Missouri Southern State

Series: MSSU leads 9-8

Streak: lost two

Three of the last four meetings have been decided by a field goal or less.

1991	.A.	L.	9-45
1992	.H.	W.	8-7
1993	.A.	L.	17-39
1994	.H.	L.	17-7
1995	.A.	W.	26-21
1996	.H.	L.	20-22
1997	.A.	L.	39-40 OT
1998	.H.	W.	63-17
1999	.A.	L.	12-29
2000	.H.	W.	24-0
2001	.H.	L.	17-23 2OT
2002	.A.	W.	47-16
2003	.A.	W.	31-7
2004	.H.	W.	46-43
2005	.A.	W.	22-21
2006	.H.	L.	33-34
2007	.A.	L.	19-42

Missouri Western State

Series: MWSU leads 9-8

Streak: Lost three

No team has one more than three straight games in the series dating back to 1991.

1991	.H.	W.	28-27
1992	.A.	W.	35-30
1993	.H.	L.	20-26
1994	.A.	L.	21-28
1995	.H.	L.	28-35
1996	.A.	W.	30-14
1997	.H.	W.	27-15
1998	.A.	W.	42-34
1999	.H.	L.	7-27
2000	.A.	L.	27-28
2001	.H.	L.	14-34
2002	.A.	W.	21-14
2003	.H.	W.	27-24
2004	.A.	W.	33-30
2005	.H.	L.	14-21
2006	.A.	L.	12-24
2007	.H.	L.	21-52

Nebraska-Omaha

Series: UNO leads 16-4-2

Streak: lost one

The last meeting between the two squads came in 1973 when UNO knocked off ESU 13-10. The game ended a series of 17 straight yearly match-up between the two teams dating back to 1958. ESU's last win against the Mavericks came in 1972 with a 17-7 win. Nebraska-Omaha joined the MIAA football schedule in 2008.

Northwest Missouri State

Series: NWMSU leads 16-1

Streak: lost 13

In 2005 ESU held the Bearcats to 14 points last season, their lowest offensive production of the that year.

1991	.H.	L.	36-41
1992	.A.	L.	41-54
1993	.H.	L.	15-21
1994	.A.	W.	41-26
1995	.H.	L.	13-23
1996	.A.	L.	34-51
1997	.H.	L.	38-44
1998	.A.	L.	33-69
1999	.H.	L.	28-59
2000	.A.	L.	7-62
2001	.A.	L.	3-44
2002	.H.	L.	5-34
2003	.H.	L.	13-16
2004	.A.	L.	28-59
2005	.H.	L.	0-14
2006	.A.	L.	17-49
2007	.H.	L.	7-24

Pittsburg State

Series: PSU leads 14-3

Streak: lost four

ESU is one of only two teams to defeat PSU in back to back years since 1984

1991	.A.	L.	36-70
1992	.H.	L.	38-49
1993	.A.	L.	14-45
1994	.H.	L.	24-43
1995	.A.	L.	12-48
1996	.H.	L.	7-63
1997	.A.	L.	22-32
1998	.H.	W.	38-28
1999	.A.	L.	7-21
2000	.H.	L.	0-21
2001	.A.	L.	23-38
2002	.H.	W.	13-3
2003	.A.	W.	22-20
2004	.H.	L.	27-72
2005	.A.	L.	17-52
2006	.H.	L.	57-59 4 OT
2007	.A.	L.	0-62

Truman State

Series: ESU leads 9-8

Streak: lost two

ESU has won six of the last eight match-ups

1991	.A.	W.	42-41
1992	.H.	W.	24-7
1993	.A.	L.	13-24
1994	.H.	L.	10-28
1995	.A.	W.	36-19
1996	.H.	L.	20-55
1997	.A.	L.	28-44
1998	.H.	L.	24-25
1999	.A.	L.	24-31 OT
2000	.H.	W.	55-20
2001	.A.	W.	34-14
2002	.H.	W.	34-17
2003	.A.	W.	55-24
2004	.H.	W.	38-21
2005	.A.	W.	41-12
2006	.H.	L.	13-14
2007	.A.	L.	30-33 OT

Washburn

Series: ESU leads 13-4

Streak: lost four

ESU had won 11 straight against WU prior to three-point loss in 2002

1991	.H.	W.	49-18
1992	.A.	W.	25-18
1993	.H.	W.	37-19
1994	.A.	W.	43-7
1995	.H.	W.	25-24
1996	.A.	W.	40-35
1997	.H.	W.	64-35
1998	.A.	W.	35-27
1999	.H.	W.	45-20
2000	.A.	W.	35-21
2001	.H.	W.	38-19
2002	.A.	L.	21-24
2003	.H.	W.	35-28 OT
2004	.A.	L.	10-28
2005	.H.	L.	14-42
2006	.A.	L.	6-37
2007	.H.	L.	21-31

2007 RECAP

2007 ESU FOOTBALL YEAR IN REVIEW

3-8 Overall • 1-4 at Home • 2-4 on the road
1-8 MIAA • 9th Place • 1-4 at Home • 0-4 on the Road

HONORS

ALL-MIAA

Second Team

Travis Lee, DB

Honorable Mention

Sean Partridge, WR

Paul Nichols, TE

Josh Korkenmeier, OL

A.J. Brinkman, DL

Lance Claibourn, DL

Blake Ringwall, LB

MIAA Commissioner's Honor Roll

(3.0 cumulative GPA)

Anstaett, Ryan	OL	Jr.	Business
Biggs, Jared	WR	Sr.	Business
Claibourn, Lance	DE	Jr.	Health promotions
Costello, Luke	OL	Jr.	Business
Gleason, Wayne	K	Jr.	Business
Griffiths, Joel	OL	Sr.	Recreation
Hoag, Jeff	DB	Sr.	Accounting
Ko, Seville	RB	Jr.	HPER
Koerkenmeier, J.	OL	Sr.	Social science
Link, Robert	DL	So.	Biochemistry
Mies, Chad	DB	So.	Chemistry
Rainey, Colby	RB	So.	Business
Richter, Jake	S	Sr.	PE
Ringwall, Blake	LB	So.	Business
Runge, Eric	QB/WR	So.	Economics
Sparling, Jerrod	QB	Jr.	Social science
Torres, Johnny	P/K	Jr.	Business
Underwood, Steve	OL	So.	PE
Waechter, John	LB	Jr.	Earth science
Wieser, Justin	RB	So.	Business

Academic All-MIAA

(3.5 cumulative GPA and All-MIAA on the field)

Koerkenmeier, J. OL Sr. Social science

MIAA Player of the Week

Emmanuel Howard, CB Defensive, Sept. 17

Emmanuel Howard, CB Defensive, Sept. 17

MIAA LEADERS

Team (Top 5)

Opponent Penalties 2nd, 68.5 ypg

Sacks Against 4th, 16

Time of Possession 4th, 30:38 pg

Opponent First Downs 5th, 215

Sacks By 5th, 25

Individual (Top 10)

Interceptions Travis Lee, 4th- 0.36 ipg

Punt Return Avg. Jake Richter, 6th- 6.5 ypr

Punting Johnny Torres, 7th- 35.3

Kick Scoring Johnny Torres, 9th- 1.5 ppg

Field Goals Johnny Torres, 9th- 0.18 fgpg

PAT % Johnny Torres, 9th- 76.9

Tackles Jake Richter, 6th- 8.1 tpg

Tackles for Loss Blake Ringwall, 8th- 1.10 tfl/pg



Jake Richter was sixth in the MIAA in punt return average and tackles.



Linebacker A.J. Brinkman was named honorable mention All-MIAA.



Kicker/Punter Johnny Torres ranked in the MIAA's top ten in four kicking categories.

TABLE OF CONTENTS

Team Statistics	Hornets	Opponents
SCORING.....	176	346
Points Per Game.....	16.0	31.5
FIRST DOWNS.....	179	215
Rushing.....	95	87
Passing.....	65	110
Penalty.....	19	18
RUSHING YARDAGE.....	1828	1826
Yards gained rushing.....	2156	2152
Yards lost rushing.....	328	326
Rushing Attempts.....	482	399
Average Per Rush.....	3.8	4.6
Average Per Game.....	166.2	166.0
TDs Rushing.....	11	21
PASSING YARDAGE.....	1518	2801
Att-Comp-Int.....	274-137-13	356-225-18
Average Per Pass.....	5.5	7.9
Average Per Catch.....	11.1	12.4
Average Per Game.....	138.0	254.6
TDs Passing.....	9	24
TOTAL OFFENSE.....	3346	4627
Total Plays.....	756	755
Average Per Play.....	4.4	6.1
Average Per Game.....	304.2	420.6
KICK RETURNS: #-YARDS...	49-881	34-599
PUNT RETURNS: #-YARDS...	25-134	36-229
INT RETURNS: #-YARDS...	18-396	13-124
KICK RETURN AVERAGE.....	18.0	17.6
PUNT RETURN AVERAGE.....	5.4	6.4
INT RETURN AVERAGE.....	22.0	9.5
FUMBLES-LOST.....	20-10	12-5
PENALTIES-YARDS.....	85-703	80-753
Average Per Game.....	63.9	68.5
PUNTS-YARDS.....	71-2471	54-2031
Average Per Punt.....	34.8	37.6
Net punt average.....	31.6	35.1
TIME OF POSSESSION/GAME	30:39	29:15
3RD-DOWN CONVERSIONS.	61/180	58/152
3rd-Down Pct.....	34%	38%
4TH-DOWN CONVERSIONS	13/29	9/17
4th-Down Pct.....	45%	53%
SACKS BY-YARDS.....	25-180	16-110
MISC YARDS.....	0	50
TOUCHDOWNS SCORED....	24	45
FIELD GOALS-ATTEMPTS....	3-9	11-14
PAT-ATTEMPTS.....	15-18	41-43
ATTENDANCE.....	24482	24992
Games/Avg Per Game.....	5/4896	6/4165
Neutral Site Games.....	0/0	

Score by Quarters	1st	2nd	3rd	4th	Total
Emporia State	48	62	19	47	- 176
Opponents	79	112	54	98	- 346

INDIVIDUAL GAME HIGHS

Rushes 21	Wieser,Justin at Western State (Sep 01, 2007)
Yards Rushing 156	Wieser,Justin at Western State (Sep 01, 2007)
TD Rushes 2	Ko,Seville vs Southwest Baptist (Sep 15, 2007)
Long Rush 56	SloanEl,Andre vs Washburn (Oct 13, 2007)
Pass attempts. 32	Ko,Seville at Fort Hays State (Sep 22, 2007)
Pass completions 17	Runge,Eric vs NW Missouri State (Nov 03, 07)
Yards Passing. 242	SloanEl,Andre at Fort Hays State (Sep 22, 07)
TD Passes 2	SloanEl,Andre vs SW Baptist (Sep 15, 07)
Long Pass 70	SloanEl,Andre vs SW Baptist (Sep 15, 07)
Receptions 5	Runge,Eric at Truman (Oct 27, 2007)
Yards Receiving 147	SloanEl,Andre vs SW Baptist (Sep 15, 07)
TD Receptions 2	Ko,Seville at Fort Hays State (Sep 22, 2007)
Long Reception 70	Partridge,Sean vs Central Missouri (Oct 06, 07)
Field Goals 1	Maupin,Andre vs Missouri Western (Oct 20, 07)
Long Field Goal 35	Maupin,Andre at Pittsburg State (Nov 10, 2007)
Punts 9	Partridge,Sean vs SW Baptist (Sep 15, 07)
Punting Avg 42.0	Partridge,Sean vs SW Baptist (Sep 15, 07)
Long Punt 56	Torres,Johnny at UCO (Sep 08, 2007)
Long Punt Return 18	Torres,Johnny at UCO (Sep 08, 2007)
Long Kickoff Return 34	Torres,Johnny vs NWMSU (Nov 03, 07)
Tackles 14	Torres,Johnny at UCO (Sep 08, 2007)
Sacks 1.5	Torres,Johnny at UCO (Sep 08, 2007)
Tackles For Loss 3.5	Richter,Jake vs Mo. Western (Oct 20, 07)
Interceptions 2	Lynch,Jake vs Central Mo. (Oct 06, 07)
	Ringwall,Blake vs MWSU (Oct 20, 07)
	Claibourn,Lance at FHSU (Sep 22, 07)
	Ringwall,Blake at Truman (Oct 27, 2007)
	Linsey,Nathan vs NWMSU (Nov 03, 2007)
	Howard,Emmanuel at UCO (Sep 08, 2007)
	Howard,Emmanuel vs SBU (Sep 15, 2007)

TEAM GAME HIGHS

Rushes 63	at Truman (Oct 27, 2007)
Yards Rushing 305	at Truman (Oct 27, 2007)
Yards Per Rush ... 5.4	at Missouri Southern (Sep 29, 2007)
TD Rushes 3	vs Washburn (Oct 13, 2007)
Pass attempts..... 36	vs Central Missouri (Oct 06, 2007)
Pass completions . 19	vs Central Missouri (Oct 06, 2007)
Yards Passing 242	vs Southwest Baptist (Sep 15, 2007)
Yards Per Pass.. 10.1	vs Southwest Baptist (Sep 15, 2007)
TD Passes..... 2	vs Southwest Baptist (Sep 15, 2007)
	vs Missouri Western (Oct 20, 2007)
	at Truman (Oct 27, 2007)
Total Plays 79	vs NW Missouri State (Nov 03, 2007)
Total Offense 435	vs Washburn (Oct 13, 2007)
Yards Per Play..... 5.8	vs Southwest Baptist (Sep 15, 2007)
Points..... 35	vs Southwest Baptist (Sep 15, 2007)
Sacks By 5	at Fort Hays State (Sep 22, 2007)
	at Truman (Oct 27, 2007)
First Downs 21	vs Washburn (Oct 13, 2007)
	vs Missouri Western (Oct 20, 2007)
Penalties..... 14	at Western State (Sep 01, 2007)
Penalty Yards 109	at Western State (Sep 01, 2007)
Turnovers 4	vs Missouri Western (Oct 20, 2007)
Interceptions By..... 5	at Central Oklahoma (Sep 08, 2007)

2007 RECAP



AT



Game 1	1	2	3	4	Final
Emporia State	7	0	0	0	7
Western State	0	3	0	0	3

September 15, 2007
 Gunnison, Colo. - Emporia State opened the season with a 7-3 victory over Western State in Gunnison, Colo. Justin Wieser had 21 carries for a career high 156 yards for the Hornets. Lance Claibourn broke up a WSC pass on the last play of the game to preserve the win. ESU won despite not scoring on four trips into the red zone, getting a field goal blocked and being called for 14 penalties for 130 yards.

Scoring Summary

	ESU	WSC
1st Quarter		
11:36 ESU - Fulton, Michael 33 yd pass from Purkeypile, Ben (Torres, Johnny kick)		
2nd Quarter		
00:00 WSC - Lloyd Tucker 22 yd field goal		
FIRST DOWNS.....	20	22
RUSHES-YARDS (NET).....	54-288	21-34
PASSING YDS (NET).....	124	301
Passes Att-Comp-Int.....	18-10-1	45-25-0
TOTAL OFFENSE P-yards	72-412	66-335
Fumble Returns-Yards.....	0-0	0-0
Punt Returns-Yards.....	2-0	2-8
Kickoff Returns-Yards.....	1-25	2-36
Interception Returns-Yards....	0-0	1-19
Punts (Number-Avg).....	4-41.2	7-39.0
Fumbles-Lost.....	1-0	1-1
Penalties-Yards.....	14-109	8-74
Possession Time.....	33:14	26:46
Third-Down Conversions... 5 of 16	4 of 13	
Fourth-Down Conversions... 2 of 5	0 of 1	
Red-Zone Scores-Chances.....	0-4	1-2
Sacks By: Number-Yards.....	1-7	1-8

RUSHING: *Emporia State*-Wieser, Justin 21-156; Ko, Seville 12-72; Lynch, Jake 6-32; Sloan, Andre 11-31; Nichols, Paul 3-17; Larkins, Katrell 1-minus 20. *Western State*-Tyler Robertson 3-24; Nathan Acrey 12-24; Jeff Wilkerson 1-1; JaLen Ayers 1-0; Cameron Merrill 3-minus 7; Jason Davis 1-minus 8.

PASSING: *Emporia State*-Purkeypile, Ben 7-12-1-72; Sloan, Andre 3-6-0-52. *Western State*-Cameron Merrill 20-37-0-238; Tyler Robertson 5-8-0-63.

RECEIVING: *Emporia State*-Larkins, Katrell 3-25; Partridge, Sean 3-14; Nichols, Paul 2-47; Fulton, Michael 1-33; Biggs, Jarad 1-5. *Western State*-Dusten Copeland 7-125; Darius Johnson 5-64; Casey Adragna 4-37; Nathan Acrey 3-13; Chris Clark 2-27; JaLen Ayers 2-21; Nazih Moukaddam 1-11; Jeff Wilkerson 1-3.

INTERCEPTIONS: *Emporia State*-None. *Western State*-EJ Gillespie 1-19.

FUMBLES: *Emporia State*-Ko, Seville 1-0. *Western State*-Nathan Acrey 1-1.



AT



Game 2	1	2	3	4	Final
Emporia State	0	14	0	3	17
Central Oklahoma	0	0	0	7	7

September 8, 2007
 Edmond, Okla. - Emporia State used a pair of interception returns for a 17-7 victory at Central Oklahoma in Edmond, Okla. Howard had two interceptions for the Hornets to along with four tackles. Brinkman had a team high nine tackles and the one interception. Lee's 100 yard interception return is the first ever for ESU and the first in the MIAA since Lincoln's Bruce Johnson had one against Missouri-Rolla on Nov. 23, 1972. The previous ESU record was 95 yards by Kelly Nusser against Ft. Hays State in 1983.

Scoring Summary

	ESU	UCO
2nd Quarter		
08:46 ESU - Howard, Emmanuel 40 yd interception return (Torres, Johnny kick)		
00:25 ESU - Lee, Travis 100 yd interception return (Torres, Johnny kick)		
4th Quarter		
14:32 UCO - Maurice Little 11 yd run (Chad Susman kick)		
02:02 ESU - Torres, Johnny 35 yd field goal		
FIRST DOWNS.....	7	15
RUSHES-YARDS (NET).....	37-38	42-150
PASSING YDS (NET).....	29	129
Passes Att-Comp-Int.....	15-5-1	24-10-5
TOTAL OFFENSE P-yards	52-67	66-279
Fumble Returns-Yards.....	0-0	0-0
Punt Returns-Yards.....	2-5	9-54
Kickoff Returns-Yards.....	2-55	3-20
Interception Returns-Yards....	5-156	1-35
Punts (Number-Avg).....	9-42.0	6-42.3
Fumbles-Lost.....	1-1	2-1
Penalties-Yards.....	8-65	11-93
Possession Time.....	28:27	31:33
Third-Down Conversions... 2 of 14	4 of 14	
Fourth-Down Conversions... 0 of 0	0 of 1	
Red-Zone Scores-Chances.....	1-1	1-3
Sacks By: Number-Yards.....	3-27	1-9

RUSHING: *Emporia State*-Wieser, Justin 19-33; Richter, Jake 1-16; Ko, Seville 2-8; Lynch, Jake 2-6; Sullivan, Lucas 4-2; Rainey, Colby 1-minus 3; Purkeypile, Ben 5-minus 11; Hornet 3-minus 13. *Central Oklahoma*-Maurice Little 15-93; B. Birmingham 15-75; D. Pullen 2-8; David Cooper 1-minus 1; Ryan O'Hara 9-minus 25.

PASSING: *Emporia State*-Purkeypile, Ben 3-10-1-20; Sloan, Andre 2-5-0-9. *Central Oklahoma*-Ryan O'Hara 10-24-5-129.

RECEIVING: *Emporia State*-Sullivan, Lucas 2-14; Nichols, Paul 1-10; Biggs, Jarad 1-7; Partridge, Sean 1-minus 2. *Central Oklahoma*-M. Parker 4-67; Maurice Little 2-23; Ryan Gallimore 2-21; Rick Montgomery 2-18.

INTERCEPTIONS: *Emporia State*-Howard, Emmanuel 2-40; Lee, Travis 1-100; Brinkman, A.J. 1-6; Diener, David 1-10. *Central Oklahoma*-Jonathan Tate 1-35.

FUMBLES: *Emporia State*-Purkeypile, Ben 1-1. *Central Oklahoma*-Brandon Smith 1-0; Ryan O'Hara 1-1.

2007 RECAP



VS.



Game 3	1	2	3	4	Final
Emporia State	14	7	0	14	35
Southwest Baptist	14	14	0	0	28

September 15, 2007

Attendance: 5720

Kirksville, Mo. - Emporia State scored 21 straight points to come from behind in a 35-28 victory over Southwest Baptist at Welch Stadium in Emporia. Seville Ko's 47 yard touchdown run with 3:00 left helped ESU open the season 3-0 for the first time since the 2003 season. The Hornets gained 412 yards of total offense. Sloan El was 12 of 24 for 242 yards and two touchdowns and added 28 yards rushing. Partridge was his favorite receiver, catching four balls for 147 yards and two touchdowns. Ko had 87 yards rushing on 14 carries along with a seven yard reception. Defensively Jake Richter recorded 11 tackles with two pass break ups. Howard had six tackles to go along with his two interceptions.

Scoring Summary

	SBU	ESU
1st Quarter		
13:00 SBU - Windham,Lamarc 6 yd pass from Gachette,Steve (Ware,Jeremy kick)	RUSHES-YARDS (NET)..... 29-75	47-170
07:16 ESU - Ko,Seville 1 yd run (Torres,Johnny kick blockd)	PASSING YDS (NET)..... 268	242
07:02 ESU - Howard,Emmanuel 41 yd interception return (Wieser,Justin rush)	Passes Att-Comp-Int..... 45-31-2	24-12-1
04:32 SBU - Gachette,Steve 12 yd run (Ware,Jeremy kick)	TOTAL OFFENSE P-yards 74-343	71-412
2nd Quarter	Fumble Returns-Yards..... 0-0	0-0
13:26 SBU - Windham,Lamarc 2 yd pass from Gachette,Steve (Ware,Jeremy kick)	Punt Returns-Yards..... 3-47	6-40
07:44 SBU - Smart,Nick 29 yd pass from Gachette,Steve (Ware,Jeremy kick)	Kickoff Returns-Yards..... 6-114	4-69
05:16 ESU - Partridge,Sean 38 yd pass from SloanEl,Andre (Torres,Johnny kick)	Interception Returns-Yards.... 1-8	2-72
4th Quarter	Punts (Number-Avg)..... 6-32.3	7-32.1
05:19 ESU - Partridge,Sean 37 yd pass from SloanEl,Andre (Gleason,Wayne kick)	Fumbles-Lost..... 2-1	1-1
03:00 ESU - Ko,Seville 47 yd run (Gleason,Wayne kick)	Penalties-Yards..... 7-70	10-77
	Possession Time..... 28:25	31:35
	Third-Down Conversions... 7 of 17	9 of 20
	Fourth-Down Conversions... 1 of 3	0 of 2
	Red-Zone Scores-Chances..... 3-3	1-3
	Sacks By: Number-Yards..... 2-11	1-6

RUSHING: *Southwest Baptist*-Mays,Desmond 14-45; Gachette,Steve 8-14; Finnell,Jeff 4-9; Creiglow,Jonat 1-5; Foster,Derrick 1-4; Obert,Matthew 1-minus 2. *Emporia State*-Ko,Seville 14-87; SloanEl,Andre 13-28; Partridge,Sean 1-21; Sullivan,Lucas 5-20; Wieser,Justin 8-17; Larkins,Katrel 3-7; Hornet 3-minus 10.

PASSING: *Southwest Baptist*-Gachette,Steve 31-45-2-268. *Emporia State*-SloanEl,Andre 12-24-1-242.

RECEIVING: *Southwest Baptist*-Smart,Nick 14-125; Windham,Lamarc 9-80; Foster,Derrick 3-39; Mays,Desmond 3-15; Finnell,Jeff 1-12; Holman,Tony 1-minus 3. *Emporia State*-Partridge,Sean 4-147; Mirocke,Dominic 2-37; Biggs,Jarad 2-22; Larkins,Katrel 2-20; Wieser,Justin 1-9; Ko,Seville 1-7.

INTERCEPTIONS: *Southwest Baptist*-Rue,Lavarus 1-8. *Emporia State*-Howard,Emmanuel 2-72.

FUMBLES: *Southwest Baptist*-Mays,Desmond 1-1; Gachette,Steve 1-0. *Emporia State*-SloanEl,Andre 1-1.



AT



Game 4	1	2	3	4	Final
Emporia State	7	5	0	0	12
Fort Hays State	3	13	3	7	26

September 22, 2007

Attendance: 5194

Hays, Kan. - Emporia State turned the ball over three times on the way to a 26-12 loss at Ft. Hays. ESU's Seville Ko had 105 yards on 14 carries and a touchdown. He also had five receptions for 19 yards. Blake Ringwall led ESU with a game high 12 tackles. Barr's 44 yard field goal was the first points ESU has given up in the third quarter this year. FHSU had 77 offensive plays to ESU's 59 offensive plays.

Scoring Summary

	ESU	FHSU
1st Quarter		
12:59 ESU - Ko,Seville 30 yd run (Gleason,Wayne kick)	IRST DOWNS..... 14	20
07:06 FHSU - Barr,Justin 45 yd field goal	RUSHES-YARDS (NET)..... 29-125	57-294
2nd Quarter	PASSING YDS (NET)..... 173	94
07:48 FHSU - Hickel,Jordan 1 yd run (Barr,Justin kick)	Passes Att-Comp-Int..... 30-17-2	20-8-0
02:30 FHSU - Witte,Cody 16 yd pass from Jackson,Shane (Barr,Justin kick blockd)	TOTAL OFFENSE P-yards 59-298	77-388
02:30 ESU - Lee,Travis PAT return	Fumble Returns-Yards..... 0-0	1-44
00:09 ESU - Gleason,Wayne 30 yd field goal	Punt Returns-Yards..... 2-14	4-26
3rd Quarter	Kickoff Returns-Yards..... 6-78	3-37
01:49 FHSU - Barr,Justin 44 yd field goal	Interception Returns-Yards.... 0-0	2-3
4th Quarter	Punts (Number-Avg)..... 6-33.5	3-44.7
14:11 FHSU - Hickel,Jordan 20 yd run (Barr,Justin kick)	Fumbles-Lost..... 4-1	0-0
	Penalties-Yards..... 6-65	11-111
	Possession Time..... 24:11	35:49
	Third-Down Conversions... 5 of 14	6 of 17
	Fourth-Down Conversions... 2 of 2	3 of 6
	Red-Zone Scores-Chances..... 1-1	4-4
	Sacks By: Number-Yards..... 5-33	1-7

RUSHING: *Emporia State*-Ko,Seville 14-105; SloanEl,Andre 12-18; Wieser,Justin 1-1; Sullivan,Lucas 2-1. *Fort Hays State*-Jackson,Shane 15-125; Hickel,Jordan 24-87; Glenn,Justin 7-45; Black,Denzel 5-17; Smith,Anthony 2-11; Elder,Tyler 1-7; Zott,Trevor 2-3; TEAM 1-minus 1.

PASSING: *Emporia State*-SloanEl,Andre 17-30-2-173. *Fort Hays State*-Jackson,Shane 8-20-0-94; Hickel,Jordan 0-0-0-0.

RECEIVING: *Emporia State*-Ko,Seville 5-19; Larkins,Katrel 4-42; Partridge,Sean 3-26; Biggs,Jarad 2-32; Nichols,Paul 1-37; Runge,Eric 1-9; Sullivan,Lucas 1-8. *Fort Hays State*-Witte,Cody 3-49; Zott,Trevor 2-12; Brevi,Matt 1-18; Glenn,Justin 1-14; Hickel,Jordan 1-1.

INTERCEPTIONS: *Emporia State*-None. *Fort Hays State*-Cotten,Joey 1-0; Engle,Cody 1-3.

FUMBLES: *Emporia State*-SloanEl,Andre 2-0; Richter,Jake 1-0; Larkins,Katrel 1-1. *Fort Hays State*-None.

2007 RECAP



AT



Game 5	1	2	3	4	Final
Emporia State	0	7	6	6	19
Missouri Southern	14	14	0	14	42

September 29, 2007 Attendance: 4375
 Joplin, Mo. - Emporia State fell behind 14-0 midway through the first half on the way to a 42-19 loss at Missouri Southern. The Hornets actually outgained the Lions 208 yards to 172 yards in the second half and ended the game with 334 yard of total offense. Sloan EI was nine of 20 for 118 yards and a touchdown through the air and added 72 yards rushing on 18 carries for 190 yards of total offense. Weiser had 67 yards a touchdown on four carries while Ko ended with 55 yards on 11 carries and a touchdown. Diener led ESU with 13 tackles and a fumble recovery.

Scoring Summary

	ESU	MSSU
1st Quarter		
12:56 MSSU - Johnson, Renard 37 yd run (Malette, Brian kick)	FIRST DOWNS..... 15	20
07:43 MSSU - Broussard, Alley 2 yd run (Malette, Brian kick)	RUSHES-YARDS (NET)... 40-216	38-210
2nd Quarter		
14:57 ESU - Ko, Seville 1 yd run (Gleason, Wayne kick)	PASSING YDS (NET)..... 118	267
02:55 MSSU - Broussard, Alley 40 yd run (Malette, Brian kick)	Passes Att-Comp-Int..... 23-9-1	35-28-0
3rd Quarter		
10:50 ESU - Nichols, Paul 12 yd pass from Sloan EI, Andre (Larkins, Katrel rush failed)	TOTAL OFFENSE P-yards 63-334	73-477
4th Quarter		
12:49 MSSU - Norman, Isaac 5 yd pass from Hinspeter, Adam (Malette, Brian kick)	Fumble Returns-Yards..... 0-0	0-0
11:38 MSSU - Henry, Korie 17 yd pass from Hinspeter, Adam (Malette, Brian kick)	Punt Returns-Yards..... 4-22	1-1
09:51 ESU - Wieser, Justin 29 yd run (Sloan EI, Andre pass failed)	Kickoff Returns-Yards..... 5-95	3-44
	Interception Returns-Yards.... 0-0	1-19
	Punts (Number-Avg)..... 6-32.5	5-38.2
	Fumbles-Lost..... 0-0	3-1
	Penalties-Yards..... 7-52	6-45
	Possession Time..... 25:33	34:27
	Third-Down Conversions... 3 of 14	10 of 17
	Fourth-Down Conversions.... 2 of 4	1 of 1
	Red-Zone Scores-Chances..... 2-3	4-5
	Sacks By: Number-Yards..... 4-34	1-5

RUSHING: Emporia State-Sloan EI, Andre 18-72; Wieser, Justin 4-67; Ko, Seville 11-55; Sullivan, Lucas 7-22. Missouri Southern-Johnson, Renard 20-148; Broussard, Alley 5-86; Newman, Ronnell 6-12; TEAM 1-minus 1; Hinspeter, Adam 6-minus 35.

PASSING: Emporia State-Sloan EI, Andre 9-22-1-118; Sullivan, Lucas 0-1-0-0. Missouri Southern-Hinspeter, Adam 28-33-0-267; TEAM 0-2-0-0.

RECEIVING: Emporia State-Partridge, Sean 2-49; Nichols, Paul 2-45; Ko, Seville 2-7; Runge, Eric 1-10; Sullivan, Lucas 1-4; Harris, Jonathon 1-3. Missouri Southern-Bado, Colin 9-87; Norman, Isaac 7-97; Johnson, Johnny 5-35; Aiono, Anthon 3-16; Henry, Korie 2-23; Johnson, Renard 1-8; Broussard, Alley 1-1.

INTERCEPTIONS: Emporia State-None. Missouri Southern-Collier, Corderi 1-19.

FUMBLES: Emporia State-None. Missouri Southern-Hinspeter, Adam 2-1; Wyatt, Keith 1-0.



VS.



Game 6	1	2	3	4	Final
Emporia State	0	7	0	0	7
Central Missouri	3	14	7	14	38

October 6, 2007 Attendance: 3898
 Emporia, Kan. - Emporia State could not take advantage of two first quarter turnovers as they fell to Central Missouri 38-7. Sloan EI ended the game 16 of 28 for 153 yards with a touchdown and two interceptions. He also added 14 yards rushing. Sean Partridge had five catches for 56 yards while Andre Maupin caught four passes for 50 yards including the 34 yard touchdown. Seville Ko was the leading rusher for ESU with 56 yards on 16 carries. Defensively Blake Ringwall had 11 tackles for the Hornets. Casey Finlayson had four tackles and a fumble recovery.

Scoring Summary

	UCM	ESU
1st Quarter		
02:23 UCM - Velazquez 37 yd field goal	FIRST DOWNS..... 20	15
2nd Quarter		
10:06 UCM - Milner, Glenn 18 yd run (Velazquez, Marce kick)	RUSHES-YARDS (NET).... 39-163	32-94
08:25 UCM - Berry, Damond 10 yd pass from Czerniewski, Eric	PASSING YDS (NET)..... 263	194
05:43 ESU - Maupin, Andre 34 yd pass from Sloan EI, Andre (Gleason, Wayne kick)	Passes Att-Comp-Int..... 32-18-1	36-19-2
3rd Quarter		
13:54 UCM - Milner, Glenn 63 yd pass from Czerniewski, Eri (Velazquez, Marce kick)	TOTAL OFFENSE P-yards 71-426	68-288
4th Quarter		
05:56 UCM - Braden, Jeremy 9 yd run (Velazquez, Marce kick)	Fumble Returns-Yards..... 1-6	0-0
01:55 UCM - Gore, Justin 7 yd run (Velazquez, Marce kick)	Punt Returns-Yards..... 3-15	2-15
	Kickoff Returns-Yards..... 2-44	5-103
	Interception Returns-Yards.... 2-16	1-19
	Punts (Number-Avg)..... 5-32.4	7-33.9
	Fumbles-Lost..... 2-1	1-1
	Penalties-Yards..... 4-30	3-34
	Possession Time..... 31:32	28:28
	Third-Down Conversions... 5 of 14	6 of 16
	Fourth-Down Conversions.... 1 of 1	0 of 2
	Red-Zone Scores-Chances..... 5-5	0-1
	Sacks By: Number-Yards..... 2-17	0-0

RUSHING: Central Missouri-Milner, Glenn 21-109; Braden, Jeremy 7-51; Gore, Justin 3-12; Mason, Seth 1-1; Czerniewski, Eri 3-minus 4; TEAM 4-minus 6. Emporia State-Ko, Seville 16-56; Wieser, Justin 3-25; Sloan EI, Andre 9-14; Lynch, Jake 2-8; Partridge, Sean 2-minus 9.

PASSING: Central Missouri-Czerniewski, Eri 17-30-1-203; Dean, Stinson 1-2-0-60. Emporia State-Sloan EI, Andre 16-28-1-153; Purkeypile, Ben 3-8-1-41.

RECEIVING: Central Missouri-Milner, Glenn 4-72; Braden, Jeremy 4-37; McCartney, Jason 3-32; Berry, Damond 2-24; Givens, Edgar 2-16; Richmond, Tim 1-60; Thornton, Sean 1-16; Parks, Adam 1-6. Emporia State-Partridge, Sean 5-56; Maupin, Andre 4-50; Ko, Seville 4-3; Nichols, Paul 2-60; Runge, Eric 2-23; Biggs, Jarad 1-4; Griffiths, Joel 1-minus 2.

INTERCEPTIONS: Central Missouri-Parker, Karl 1-0; Dotson, LaVance 1-16. Emporia State-Stubblefield, Aaron 1-19.

FUMBLES: Central Missouri-Czerniewski, Eri 1-0; Milner, Glenn 1-1. Emporia State-Sloan EI, Andre 1-1.

2007 RECAP



VS.



Game 7	1	2	3	4	Final
Emporia State	7	0	0	14	21
Washburn	14	3	0	14	31

October 13, 2007

Attendance: 4673

Emporia, Kan. - Emporia State outgained Washburn 435 yard to 412 yards but two big plays by Brandon Walker led the Ichabods to a 31-21 win.

Sloan El led ESU with 231 yards of total offense. He was 15 of 23 for 193 yards through the air and added 38 yards on 14 rushes and two touchdowns. Andre Maupin had 159 all-purpose yards with four catches for 84 yards and three carries for 75 yards. Ko added 66 yards and a touchdown on 15 carries.

Defensively ESU was led by Blake Ringwall and David Diener with ten tackles each. Matt Demicoli, Jared Acree and Travis Lee all had interceptions for the Hornets. Bruce Ringwood and Zach Watkins each had 11 tackles to lead the Ichabods.

Scoring Summary

	WU	ESU
1st Quarter		
09:28 WU - Powers,Drameago 44 yd pass from Brill,Jordan (Knight,Andrew kick)	RUSHES-YARDS (NET).... 38-254	50-223
07:34 ESU - SloanEl,Andre 3 yd run (Torres,Johnny kick)	PASSING YDS (NET)..... 158	212
03:48 WU - Mosley,Ra'Shawn 19 yd run (Knight,Andrew kick)	Passes Att-Comp-Int..... 21-11-3	27-17-1
2nd Quarter	TOTAL OFFENSE P-yards 59-412	77-435
03:22 WU - Knight,Andrew 25 yd field goal	Fumble Returns-Yards..... 0-0	0-0
4th Quarter	Punt Returns-Yards..... 4-46	1--1
14:12 ESU - Ko,Seville 9 yd run (Torres,Johnny kick blockd)	Kickoff Returns-Yards..... 4-78	4-61
13:20 WU - Walker,Brandon 70 yd run (Knight,Andrew kick)	Interception Returns-Yards.... 1-13	3-30
06:12 ESU - SloanEl,Andre 2 yd run (Partridge,Sean pass from SloanEl,Andre)	Punts (Number-Avg)..... 4-44.5	6-35.3
01:06 WU - Walker,Brandon 68 yd run (Knight,Andrew kick)	Fumbles-Lost..... 0-0	3-2
	Penalties-Yards..... 2-25	5-43
	Possession Time..... 21:38	37:33
	Third-Down Conversions... 0 of 10	9 of 17
	Fourth-Down Conversions... 3 of 4	1 of 2
	Red-Zone Scores-Chances.....2-3	3-4
	Sacks By: Number-Yards.....3-18	1-5

RUSHING: Washburn-Walker,Brandon 10-153; Mosley,Ra'Shawn 21-93; Curran,Casey 4-16; TEAM 2-minus 3; Brill,Jordan 1-minus 5. **Emporia State**-Maupin,Andre 3-75; Ko,Seville 15-66; SloanEl,Andre 14-38; Nichols,Paul 10-31; Wieser,Justin 5-14; Torres,Johnny 1-3; Runge,Eric 1-2; Purkeypile,Ben 1-minus 6

PASSING: Washburn-Brill,Jordan 11-21-3-158. **Emporia State**-SloanEl,Andre 15-23-0-193; Purkeypile,Ben 2-3-1-19; Runge,Eric 0-1-0-0.

RECEIVING: Washburn-Stepps,Trent 2-19; Powers,Drameago 1-44; Lebahn,Jake 1-33; Knox,Cameron 1-21; Bias,Lloyd 1-9; Cole,Brad 1-9; Walker,Brandon 1-9; Mosley,Ra'Shawn 1-6; Martin,James 1-6; Torrez,Josh 1-2. **Emporia State**-Maupin,Andre 4-84; Ko,Seville 4-41; Partridge,Sean 4-32; Nichols,Paul 2-35; Mirocke,Dominic 2-16; Rainey,Colby 1-4

INTERCEPTIONS: Washburn-Wilhoite,Michae 1-13. **Emporia State**-Demicoli,Matt 1-17; Acree,Jared 1-13; Lee,Travis 1-0.

FUMBLES: Washburn-None. **Emporia State**-Ko,Seville 1-1; SloanEl,Andre 1-1; Nichols,Paul 1-0.



VS.



Game 8	1	2	3	4	Final
Emporia State	7	0	7	7	21
Missouri Western	10	14	21	7	52

October 20, 2007

Attendance: 5289

Emporia, Kan. - Emporia State surrendered 24 points on four turnovers as Missouri Western took a 52-21 victory in Emporia.

Purkeypile ended the game 11 of 23 for 131 yards, a touchdown and two interceptions. Wieser was the leader on the ground for ESU with 46 yards on eight carries. Blake Ringwall led all tacklers with 14 stops including a half a sack.

Newhart ended the game 12 of 19 for 321 yards and four touchdowns for MWSU. Houston caught two touchdown passes for 137 yards. Page ended with 107 yards on 14 carries and two touchdowns on the ground.

Scoring Summary

	MWSU	ESU
1st Quarter		
09:45 ESU - SloanEl,Andre 1 yd run (Torres,Johnny kick)	FIRST DOWNS..... 20	21
09:36 MWSU - Houston,Cedric 62 yd pass from Newhart,Drew (Strickler,Dustin kick)	RUSHES-YARDS (NET).... 37-179	44-149
06:00 MWSU - Strickler 45 yd field goal	PASSING YDS (NET)..... 388	188
2nd Quarter	Passes Att-Comp-Int.. 23-16-0	31-16-3
07:31 MWSU - Page,La'Darrian 10 yd run (Strickler,Dustin kick)	TOTAL OFFENSE P-yards 60-567	75-337
5:50 MWSU - Page,La'Darrian 32 yd run (Strickler,Dustin kick)	Fumble Returns-Yards..... 0-0	0-0
3rd Quarter	Punt Returns-Yards..... 1--2	3-29
07:46 MWSU - Houston,Cedric 75 yd pass from Newhart,Drew (Strickler,Dustin kick)	Kickoff Returns-Yards..... 3-57	7-122
03:47 ESU - Rainey,Colby 10 yd pass from Purkeypile,Ben (Torres,Johnny kick)	Interception Returns-Yards.... 3-4	0-0
02:13 MWSU - Prado,Alvaro 21 yd pass from Newhart,Drew (Strickler,Dustin kick)	Punts (Number-Avg) 5-32.6	4-35.0
00:20 MWSU - McGhee,Ferrell 63 yd pass from Newhart,Drew (Strickler,Dustin kick)	Fumbles-Lost..... 2-0	4-1
4th Quarter	Penalties-Yards..... 9-83	10-79
09:15 MWSU - Morgan,Anthony 6 yd run (Strickler,Dustin kick)	Possession Time..... 28:55	31:05
02:41 ESU - Fulton,Michael 2 yd pass from Runge,Eric (Torres,Johnny kick)	Third-Down Conversions... 8 of 14	3 of 13
	Fourth-Down Conversions... 0 of 0	4 of 5
	Red-Zone Scores-Chances.....2-2	3-4
	Sacks By: Number-Yards..... 2-11	1-2

RUSHING: Missouri Western-Page,La'Darrian 14-107; Newhart,Drew 3-28; Morgan,Anthony 7-25; Hodges,Thomas 10-16; McGhee,Ferrell 1-2; Bradshaw,Barron 2-1. **Emporia State**-Wieser,Justin 8-46; SloanEl,Andre 10-29; Nichols,Paul 7-25; Ko,Seville 8-22; Runge,Eric 4-22; Maupin,Andre 2-12; Rainey,Colby 1-4; Purkeypile,Ben 4-minus 11.

PASSING: Missouri Western-Newhart,Drew 12-19-0-321; Bradshaw,Barron 4-4-0-67. **Emporia State**-Purkeypile,Ben 11-23-2-131; SloanEl,Andre 2-4-1-25; Runge,Eric 3-4-0-32

RECEIVING: Missouri Western-McGhee,Ferrell 3-84; Houston,Cedric 2-137; Anderson,Eric 2-38; Sharp,Zach 2-35; Babcock,Billy 2-32; Mead,Andrew 2-30; Prado,Alvaro 1-21; Harris,Joey 1-8; Kinkade,Travis 1-3. **Emporia State**-Maupin,Andre 5-53; Partridge,Sean 2-42; Ko,Seville 2-23; Biggs,Jarad 2-20; Nichols,Paul 1-23; Wieser,Justin 1-14; Rainey,Colby 1-10; Fulton,Michael 1-2; Sullivan,Lucas 1-1.

INTERCEPTIONS: Missouri Western-Davis,Kendall 1-0; Hane,Seth 1-4; Graham,J.R. 1-0. **Emporia State**-None.

FUMBLES: MWSU-Bradshaw,Barron 1-0; McGhee,Ferrell 1-0. **Emporia St**-Purkeypile,Ben 2-1; Richter,Jake 1-0; Nichols,Paul 1-0. Richter,Jake 1-1.

2007 RECAP



AT



Game 9	1	2	3	4	OT	Final
Emporia State	6	15	6	3	0	30
Truman	7	0	9	14	3	33

October 27, 2007

Attendance:3100

Kirkville, Mo. - Emporia State had a season high 305 yards rushing with two backs over 100 yards, but could not overcome three missed field goals in a 33-30 overtime loss at Truman on Saturday afternoon.

Wieser had 127 yards on 20 carries and a touchdown while Ko added 106 yards on 19 carries for ESU. It was the first time since 2002 the Hornets had two players rush for 100 yards in the same game. Runge was seven of 14 for 40 yards, two touchdowns and an interception through the air and added 69 yards on 20 carries on the ground in his first start at quarterback. Defensively Matt Demicoli had 11 tackles, an interception, two pass break-ups and 1.5 TFL for the Hornets.

Scoring Summary

	ESU	TSU
1st Quarter		
13:17 TSU - D'Antonio, Steve 38 yd pass from Tichich, Matt (Masucci, Mickey kick)	FIRST DOWNS..... 20	18
01:28 ESU - Nichols, Paul 15 yd pass from Runge, Eric (Torres, Johnny kick failed)	RUSHES-YARDS (NET).... 63-305	22-39
2nd Quarter	PASSING YDS (NET)..... 40	323
00:48 ESU - Biggs 6 yd pass from Runge, Eric (Koerkenmeier pass from Runge, Eric)	Passes Att-Comp-Int..... 15-7-1	45-31-2
:00 ESU - Lee, Travis 92 yd interception return (Torres, Johnny kick)	TOTAL OFFENSE P-Yards 78-345	67-362
3rd Quarter	Fumble Returns-Yards..... 0-0	1-0
12:19 TSU - Masucci 26 yd field goal	Punt Returns-Yards..... 1-2	2-21
07:50 TSU - Masucci 26 yd field goal	Kickoff Returns-Yards..... 3-66	5-91
02:16 TSU - Masucci 38 yd field goal	Interception Returns-Yards.... 2-92	1-7
00:15 ESU - Wieser 15 yd run (run failed)	Punts (Number-Avg)..... 5-33.4	6-34.8
4th Quarter	Fumbles-Lost..... 2-1	0-0
07:57 TSU - D'Antonio 19 yd pass from Tichich (pass failed)	Penalties-Yards..... 9-64	6-60
04:11 ESU - Torres, Johnny 26 yd field goal	Possession Time..... 35:18	24:42
02:47 TSU - Blue, Kendrick 48 yd pass from Tichich, Matt (Fenton, Tyler pass from Tichich)	Third-Down Conversions.. 7 of 19	3 of 14
OT1	Fourth-Down Conversions... 1 of 2	0 of 0
15:00 TSU - Masucci 32 yd field goal	Red-Zone Scores-Chances..... 4-6	4-5
	Sacks By: Number-Yards..... 5-41	0-0

RUSHING: *Emporia State*-Wieser, Justin 20-127; Ko, Seville 19-106; Runge, Eric 19-83; Maupin, Andre 3-4; Hornet 2-minus 15. *Truman*-Kenney, Phil 3-43; Cunningham, Jake 9-18; Blue, Kendrick 1-3; Tichich, Matt 9-minus 25.

PASSING: *Emporia State*-Runge, Eric 7-14-1-40; Partridge, Sean 0-1-0-0. *Truman*-Tichich, Matt 31-44-2-323; TEAM 0-1-0-0.

RECEIVING: *Emporia State*-Partridge, Sean 3-21; Nichols, Paul 2-10; Biggs, Jarad 2-9. *Truman*-Cunningham, Jake 9-67; Coker, Albert 6-21; Emokpae, Vanness 5-38; Blue, Kendrick 3-82; D'Antonio, Steve 3-65; Fenton, Tyler 2-17; Kenney, Phil 2-7; King, Ryan 1-26.

INTERCEPTIONS: *Emporia State*-Lee, Travis 1-92; Demicoli, Matt 1-0. *Truman*-Phillips, M. 1-7.

FUMBLES: *Emporia State*-Hornet 1-1; Maupin, Andre 1-0. *Truman*-None.



VS.



Game 10	1	2	3	4	Final
Emporia State	0	7	0	0	7
Northwest Missouri	0	10	7	7	24

November 3, 2007

Attendance: 4902

Emporia, Kan. - In the final home game of the 2007 season Emporia State put up a valiant effort but came up short in a 24-7 loss to #6 Northwest Missouri State.

Seville Ko had 76 yards on 19 carries to lead ESU on the ground. Eric Runge was 12 of 32 for 96 yards and added 19 yards on 14 rushes. Jake Richter had 11 tackles and 2.0 TFL while Nathan Linsey had 10 tackles and 3.5 TFL for the Hornets. ESU picked off four passes with Jonathon Harris, Aaron Stubblefield, Travis Lee and Jeff Hoag each getting one.

Harlon Hill candidate Xavier Omon gained 230 yards on 25 carries and had two touchdowns for the Bearcats. Joel Osborn was 24 of 34 for 230 yards, a touchdown and four interceptions. Jared Erspamer had ten tackles with 2.5 TFL including a sack while Matt Robertson had 12 tackles for the Bearcats.

Scoring Summary

	NWMSU	ESU
2nd Quarter		
10:28 NWMSU - Frevert 26 yd field goal	FIRST DOWNS..... 22	19
07:15 NWMSU - Omon, Xavier 5 yd run (Frevert, Tommy kick)	RUSHES-YARDS (NET).... 35-225	46-133
01:31 ESU - Runge, Eric 2 yd run (Torres, Johnny kick)	PASSING YDS (NET)..... 230	96
3rd Quarter	Passes Att-Comp-Int..... 35-24-4	33-12-0
00:23 NWMSU - Omon, Xavier 3 yd run (Frevert, Tommy kick)	TOTAL OFFENSE P/Yards 70-455	79-229
4th Quarter	Fumble Returns-Yards..... 0-0	0-0
02:13 NWMSU - Peterson, Mike 8 yd pass from Osborn, Joel (Frevert, Tommy kick)	Punt Returns-Yards..... 3-7	2-8
	Kickoff Returns-Yards..... 2-45	4-66
	Interception Returns-Yards.... 0-0	4-24
	Punts (Number-Avg)..... 5-39.6	9-33.9
	Fumbles-Lost..... 0-0	2-1
	Penalties-Yards..... 11-92	9-81
	Possession Time..... 28:44	31:00
	Third-Down Conversions.. 5 of 13	8 of 21
	Fourth-Down Conversions. 0 of 0	1 of 2
	Red-Zone Scores-Chances. 4-5	1-1
	Sacks By: Number-Yards.. 2-14	3-18

RUSHING: *NW Missouri State*-Omon, Xavier 25-230; Peterson, Mike 1-12; Cook, Sheldon 4-7; Wright, Kendall 1-minus 9; Osborn, Joel 4-minus 15. *Emporia State*-Ko, Seville 19-76; Runge, Eric 14-19; Wieser, Justin 7-18; Partridge, Sean 2-12; Maupin, Andre 2-5; Hamman, David 1-4; Hornet 1-minus 1.


PASSING: *NW Missouri State*-Osborn, Joel 24-34-4-230; TEAM 0-1-0-0. *Emporia State*-Runge, Eric 12-32-0-96; Torres, Johnny 0-1-0-0.

RECEIVING: *NW Missouri State*-Wright, Kendall 9-86; Qaoud, Abe 5-60; Peterson, Mike 5-60; Elam, Paris 2-10; Cook, Sheldon 1-6; Shannon, Brian 1-5; Omon, Xavier 1-3. *Emporia State*-Nichols, Paul 4-36; Wieser, Justin 3-21; Biggs, Jarad 2-19; Mirocke, Dominic 1-13; Ko, Seville 1-5; Sullivan, Lucas 1-2.

INTERCEPTIONS: *NW Missouri State*-None. *Emporia State*-Lee, Travis 1-0; Stubblefield, Aaron 1-4; Hoag, Jeff 1-0; Harris, Jonathon 1-20.

FUMBLES: *NW Missouri State*-None. *Emporia State*-Runge, Eric 1-0; Richter, Jake 1-1.

2007 RECAP



AT

Game 11	1	2	3	4	Final
Emporia State	0	0	0	0	0
Pittsburg State	14	27	7	14	62

November 10, 2007 Attendance: 7430
 Pittsburg, Kan. - Emporia State held Pittsburg State, the leading rushing team in the MIAA, to a season low 203 yards rushing but surrendered 380 passing yards in a 62-0 loss to the Gorillas on Saturday in Pittsburg, Kan.
 ESU fell behind 14-0 after the first quarter but gave up 27 points in the second quarter to trail 41-0 at the half.
 Safeties Jake Richter and Jeff Hoag led ESU with ten tackles apiece while Jared Acree had six tackles and an interception for the Hornets. Colby Rainey led ESU in rushing with 29 yards on six carries. Eric Runge was eight of 13 for 61 yards while Jerrod Sparling was five of nine for 41 yards for the Hornets.
 It is the first time ESU has been shutout since falling 14-0 to Northwest Missouri in 2005.

Scoring Summary

	ESU	PSU
1st Quarter	FIRST DOWNS..... 11	26
12:06 PSU - Nelson, Marques 6 yd pass from Smith, Mark (Witter, Jared kick)	RUSHES-YARDS (NET)..... 40-87	41-203
03:27 PSU - Smith, Mark 21 yd run (Witter, Jared kick)	PASSING YDS (NET)..... 102	380
2nd	Passes Att-Comp-Int..... 22-13-0	31-23-1
13:06 PSU - Curran, Pierce 7 yd pass from Smith, Mark (Witter, Jared kick blocked)	TOTAL OFFENSE P/Yards 62-189	72-583
10:36 PSU - Barta, Brian 4 yd pass from Smith, Mark (Witter, Jared kick)	Fumble Returns-Yards..... 0-0	0-0
07:03 PSU - Farabi, Caleb 4 yd run (Witter, Jared kick)	Punt Returns-Yards..... 0-0	4-22
00:36 PSU - Barta, Brian 3 yd pass from Smith, Mark (Witter, Jared kick)	Kickoff Returns-Yards..... 8-141	1-33
3rd	Interception Returns-Yards.... 1-3	0-0
10:18 PSU - Clark, Brandon 48 yd pass from Smith, Mark (Witter, Jared kick)	Punts (Number-Avg)..... 8-30.8	2-37.5
03:03 PSU - Riggs, Tyler 8 yd run (Lies, Matt kick)	Fumbles-Lost..... 1-1	0-0
	Penalties-Yards..... 4-34	5-70
	Possession Time..... 30:44	29:16
	Third-Down Conversions..... 4 of 16	6 of 9
	Fourth-Down Conversions.. 0 of 3	0 of 0
	Red-Zone Scores-Chances..... 0-1	7-8
	Sacks By: Number-Yards..... 1-7	1-10

RUSHING: Emporia State-Rainey, Colby 6-29; Ko, Seville 11-28; Runge, Eric 10-15; Wieser, Justin 8-13; Sparling, Jerrod 2-6; Maupin, Andre 2-2; Hornet 1-minus 6.
Pittsburg State-Smith, Mark 10-61; Farabi, Caleb 9-39; Riggs, Tyler 6-30; Clemons, Cardell 6-25; Snyder, Chadd 5-21; Hendrix, Trac 2-17; Clark, Brandon 2-7; Hertzog, Todd 1-3.

PASSING: Emporia State-Runge, Eric 8-13-0-61; Sparling, Jerrod 5-9-0-41.
Pittsburg State-Smith, Mark 19-24-1-324; Snyder, Chadd 4-7-0-56.

RECEIVING: Emporia State-Maupin, Andre 5-47; Biggs, Jarad 4-18; Lynch, Jake 2-20; Laffin, Aaron 1-13; Sullivan, Lucas 1-4. **Pittsburg State**-Curran, Pierce 7-131; Farabi, Caleb 5-56; Barta, Brian 4-68; Manning, Jake 3-33; Clark, Brandon 1-48; Thomas, Nathan 1-32; Smith, Brandon 1-6; Nelson, Marques 1-6.

INTERCEPTIONS: Emporia State-Acree, Jared 1-3. **Pittsburg State**-None.

FUMBLES: Emporia State-Ko, Seville 1-1. **Pittsburg State**-None

2008 Spring Football Game



VS.

Spring Game	1	2	3	4	Final
Emporia State (Black)	7	0	0	0	7
Emporia State (White)	0	0	0	0	0

April 18, 2008 Attendance: 800
 Emporia, Kan. - Adrian Abner scored from a yard out in the first quarter to provide the only scoring as the Black Team defeated the White Team 7-0 in the ESU Spring Football Game on Friday night on Jones Field at Welch Stadium. The game was played with a running clock for the final three quarters of action.
 Abner led the Black Team with 32 yards rushing on ten carries and added 27 yards on two receptions. Seville Ko led all rushers with 37 yards on nine carries for the White Team and caught one pass for seven yards.
 Quarterbacks Zach Rampy and Andre Sloan EI played for both teams and went a combined 18 of 38 for 189 yards. Sloan EI was six of nine for 61 yards and an interception while playing for the Black Team while Rampy was five of ten for 61 yards on the Black Team as well.
 Andre Maupin led all receivers with five catches for 62 for the White Team. Tracy Hageman had three catches for 41 yards to lead the Black Team.

Scoring Summary

1st Quarter

Black Team Abner, Adrian 1 yard run (Gleason, Wayne PAT Kick Good)

RUSHING: Black Team: Abner, Adrian 10-32 yds TD; Rainey, Colby 4-15 yds; Wieser, Justin 2-9 yds; Rampy, Zach 5-8 yds; Partridge, Sean 1-6 yds; Sloan EI, Andre 5-(-17 yds). **White Team:** Ko, Seville 9-37 yds; Rampy, Zach 8-17 yds; Edwards, Cleo 2-4 yds; Fulton, Michael 1-(-2 yds); Sloan EI, Andre 1-(-5 yds).

PASSING: Black Team: Sloan EI, Andre 6 of 9 for 61 yds, 1 INT; Rampy, Zach 5 of 10 for 61 yds. **White Team:** Sloan EI, Andre 2 of 7 for 46 yds; Rampy, Zach 5 of 12 for 21 yds.

RECEIVING: Black Team: Hageman, Tracy 3-41 yds; Partridge, Sean 3-30 yds; Abner, Adrian 2-27 yds; Wieser, Justin 1-16 yds; Sullivan, Lucas 1-7 yds; Coursen, Matt 1-1 yd. **White Team:** Maupin, Andre 5-62 yds; Ko, Seville 1-7 yds; Edwards, Cleo 1-(-2 yds).



THE MIAA

MIAA MEMBERSHIP

Central Missouri

LocationWarrensburg, Mo.
Mascot Mules

Emporia State University

Location Emporia, Kan.
MascotHornets

Ft. Hays State University

Location Hays, Kan.
MascotTigers

Missouri Southern State University

Location Joplin, Mo.
MascotLions

Missouri Western State College

Location St. Joseph, Mo.
MascotGriffons

Nebraska-Omaha

Location Omaha, Neb.
MascotMavericks

Northwest Missouri State University

Location Maryville, Mo.
MascotBearcats

Pittsburg State University

Location Pittsburg, Kan.
MascotGorillas

Southwest Baptist University

Location Bolivar, Mo.
MascotBearcats

Truman State University

LocationKirksville, Mo.
MascotBulldogs

Washburn University

Location Topeka, Kan.
MascotIchabods

MIAA STAFF

Commissioner Jim Johnson

Office - (913) 341-3839
Fax - (913) 341-5857



Asst. to the Commissioner for Media Relations Matt Newbery

Office - (913) 341-3080
Fax - (913) 341-2995



Asst. to the Commissioner for Compliance Natasha Oakes

Office - (913) 341-3080
Fax - (913) 341-2995



Over the past 95 years, the MIAA has gained the reputation of being one of the top NCAA Division II conferences in the nation.

MIAA student-athletes have won 13 NCAA team championships and, since 1964, nearly 150 individual national titles. For the men, conference champions are crowned in football, cross country, basketball, indoor and outdoor track & field, baseball, tennis and golf. The women compete for titles in volleyball, cross country, soccer, basketball, indoor and outdoor track & field, softball and tennis.

The MIAA turned a new page on July 1, 1992, when the conference changed its name from the Missouri Intercollegiate Athletic Association to the Mid-America Intercollegiate Athletics Association. The decision to change originated in 1989, when Pittsburg State University and Washburn University became the first schools outside the state of Missouri to gain membership in the MIAA.

The conference was first organized in 1912 with 14 member institutions. Central Missouri State University, Truman State University, and Northwest Missouri State University are the only original schools still members.

The first change in membership came in 1924, when the MIAA reorganized to include only the five regional Missouri state colleges: Central, Truman (then Northeast Missouri State), Northwest, Southeast Missouri State University and Southwest Missouri State University. Over the next 56 years, three schools joined the membership: the Missouri School of Mines (now University of Missouri-Rolla) in 1935, Lincoln University in 1970, and the University of Missouri-St. Louis in 1980.

The 1980s brought the biggest changes in the

conference. In 1981, Southwest Missouri State University opted to move to NCAA Division I and the MIAA appointed its first full-time commissioner, Ken Jones, in July.

He would be in the position for 16 years, retiring in 1997. Ralph McFillen Succeeded Jones and remained in the position until his retirement in 2007. Jim Johnson became the third full time commissioner on July 1, 2007.

Southwest Baptist brought membership back to eight schools in 1986, before the major expansion of the conference in 1989. Pittsburg State, Washburn, Missouri Southern and Missouri Western - formerly members of the Central States Intercollegiate Conference - began competition in the 1989-90 season.

Southeast Missouri State left the MIAA following the 1990-91 season to move on to NCAA Division I, and was replaced by Emporia State University in the 1991-92 season.

The membership of the MIAA is now at eleven schools, with the departure of Missouri-St. Louis in 1996 and Missouri-Rolla in 2005 and the forfeiture of membership by Lincoln in 1999. It returned to 10 members in 2006-07 with the addition of Fort Hays State University and became 11 with the addition of Nebraska-Omaha for the 2007-08 season. As of the 2008 season SBU will no longer play football in the MIAA.

In August 1991, Judy Willson was hired as the MIAA's first full-time sports information director. She was succeeded by Matt Newbery in 1994. He became assistant to the commissioner for media relations in 2005.

A third full-time staff member was added in 2005, as former Emporia State track athlete Natasha Oakes was hired as assistant to the commissioner for compliance.



2007 MIAA FOOTBALL FINAL STANDINGS

	MIAA			Overall				
	W	L	Pct.	W	L	PF	PA	Pct.
NWMSU (2)	9	0	1.000	12	2	523	264	0.857
WU (24)	7	2	0.778	8	4	390	289	0.667
MWSU	6	3	0.667	9	3	428	294	0.750
PSU	6	3	0.667	8	3	411	222	0.727
UCM	6	3	0.667	7	4	359	230	0.636
MSSU	4	5	0.444	6	5	318	239	0.545
TSU	4	5	0.444	6	5	316	408	0.545
FHSU	2	7	0.222	4	7	201	235	0.364
ESU	1	8	0.111	3	8	176	346	0.273
SBU	0	9	0.000	0	11	240	494	0.000

() = Rank in final American Football Coaches Association Poll

MIAA 2007 POSTSEASON

- 11/17 at West Texas A & M 40, WU 39
NCAA Division II Playoffs - First Round
- 11/24 at NWMSU 56, West Texas A & M 28
NCAA Division II Playoffs - Second Round
- 12/01 NWMSU 26, at Chadron State 13
NCAA Division II Playoffs - Quarterfinals
MWSU 20, Wayne State 13
Mineral Water Bowl
- 12/08 at NWMSU 34, Grand Valley 16
NCAA Division II Playoffs - Semifinals
- 12/15 Valdosta State 25, NWMSU 20
NCAA Championship Game, Florence, Ala.

MIAA COMPOSITE SCHEDULE

Thursday, August 28

MWSU @ Northern (S.D.) State , 6:00 PM
Colorado Mines @ WU , 7:00 PM
Minnesota State-Mankato @ UCM , 7:00 PM
New Mexico Highlands @ FHSU , 7:00 PM
Missouri S&T @ TSU , 7:30 p.m.

Saturday, August 30

Western (Colo.) State @ ESU , 7:00 PM
Abilene Christian (Texas) @ NWMSU , 6:00 PM
Harding (Ark.) @ MSSU , 6:00 PM
PSU @ Central Oklahoma , 6:00 PM

Thursday, September 4

Haskell Indian Nations (Kan.) @ MSSU , 6:00 PM
Arkansas Tech @ UCM , 7:00 PM
WU @ Missouri State , 7:00 PM

Saturday, September 6

Augustana (S.D.) @ ESU , 1:00 PM
FHSU @ Colorado Mines , 1:00 PM
PSU @ Chadron (Neb.) State , 1:00 PM
Minnesota-Duluth @ MWSU , 6:00 PM
Nebraska-Kearney @ UNO , 6:00 PM
Southwest Baptist (Mo.) @ NWMSU , 6:00 PM
Southern Arkansas @ TSU , 12:00 PM

Saturday, September 13

*MWSU @ NWMSU , 1:00 PM
*ESU @ UNO , 6:00 PM
*MSSU @ PSU , 7:00 PM
*UCM @ TSU , 7:00 PM
*WU @ FHSU , 7:00 PM

Saturday, September 20

*FHSU @ ESU , 1:00 PM
*WU @ UCM , 1:30 PM
*PSU @ MWSU , 6:00 PM
*UNO @ MSSU , 6:00 PM
*NWMSU @ TSU , 7:00 PM

Saturday, September 27

*MSSU @ ESU , 1:00 PM
*MWSU @ WU , 1:00 PM
*TSU @ FHSU , 2:00 PM
*UCM @ PSU , 2:00 PM
*NWMSU @ UNO , 6:00 PM

Saturday, October 4

*ESU @ UCM , 1:30 PM
*FHSU @ MWSU , 1:30 PM
*UNO @ TSU , 2:00 PM, (HC)
*WU @ MSSU , 2:00 PM, (HC)
*PSU vs. NWMSU , 5:00 PM, @ Kansas City, Mo.

Saturday, October 11

*NWMSU @ UCM , 1:30 PM
*MSSU @ FHSU , 2:00 PM
*TSU @ PSU , 2:00 PM
*ESU @ WU , 1:00 PM, (HC)
*MWSU @ UNO , 1:00 PM, (HC)

Saturday, October 18

*WU @ TSU , 2:00 PM
*UCM @ MSSU , 6:00 PM
*ESU @ MWSU , 1:30 PM, (HC)
*FHSU @ NWMSU , 1:30 PM, (HC)
*UNO @ PSU , 2:00 PM, (HC)

Saturday, October 25

*NWMSU @ WU , 1:00 PM
*MWSU @ MSSU , 2:00 PM
*PSU @ FHSU , 2:00 PM
*TSU @ ESU , 1:00 PM, (HC)
*UNO @ UCM , 1:30 PM, (HC)

Saturday, November 1

*ESU @ NWMSU , 1:00 PM
*FHSU @ UNO , 1:00 PM
*MWSU @ UCM , 1:30 PM
*MSSU @ TSU , 2:00 PM
*WU @ PSU , 2:00 PM

Saturday, November 8

*PSU @ ESU , 1:00 PM
*UNO @ WU , 1:00 PM
*TSU @ MWSU , 1:30 PM
*NWMSU @ MSSU , 2:00 PM
*UCM @ FHSU , 2:00 PM

Saturday, November 15

NCAA Division II Playoffs -- First Round @ campus sites

Saturday, November 22

NCAA Division II Playoffs -- Second Round @ campus sites

Saturday, November 29

NCAA Division II Playoffs -- Quarterfinals @ campus sites

Saturday, December 6

NCAA Division II Playoffs -- Semifinals @ campus sites
Mineral Water Bowl --
MIAA vs. NSIC @ Excelsior Springs, Mo. , 1:00 PM

Sunday, December 7

NCAA Division II Playoffs -- Semifinals @ campus sites

Saturday, December 13

NCAA Division II Championship Game @ Florence, Ala.

ALL-MIAA TEAM

OFFENSE

First Team Offense

Mark Smith, PSU	QB	5-11	183	Jr.	Pittsburg, Kan.
*#Xavier Omon, NWMSU	RB	5-11	220	Sr.	Beatrice, Neb.
Caleb Farabi, PSU	RB	5-7	178	Jr.	Pittsburg, Kan.
Colin Bado, MSSU	WR	5-7	185	Sr.	McKinney, Texas
Nick Smart, SBU	WR	6-1	185	Sr.	Marionville, Mo.
+Kendall Wright, NWMSU	WR	5-11	170	Jr.	Sulphur Spgs, Texas
*+Mike Peterson, NWMSU	TE	6-3	250	Sr.	Atlantic, Iowa
*+Roger Allen, MWSU	OL	6-3	315	Jr.	Raytown, Mo.
*Eric Eisenbarth, WU	OL	6-2	285	Sr.	Holtan, Kan.
*+Reid Kirby, NWMSU	OL	6-4	300	Sr.	Gladstone, Mo.
Jeremy Davis, NWMSU	OL	6-3	300	Jr.	Port Neches, Texas
+Zac Robinson, PSU	OL	6-5	275	Sr.	Jenks, Okla.
Tommy Frevert, NWMSU	K	6-0	210	Jr.	Lee's Summit, Mo.
Cary Williams, WU	KR	6-2	190	Sr.	Miami, Fla.

Second Team Offense

Matt Ticich, TSU	QB	6-0	199	Jr.	Temecula, Calif.
Glenn Milner, UCM	RB	6-0	220	Jr.	Renton, Wash.
La'Darrian Page, MWSU	RB	5-7	170	Fr.	Lee's Summit, Mo.
Brandon Walker, WU	RB	6-1	205	Jr.	Garland, Texas
Cedric Houston, MWSU	WR	6-0	185	So.	Kissimmee, Fla.
Jake Lebahn, WU	WR	6-4	215	Sr.	Salina, Kan.
LaMarcus Windham, SBU	WR	6-1	185	Sr.	Mason, Mo.
Josh Gannan, NWMSU	TE	6-2	240	Jr.	Chillicothe, Mo.
Kyle Dunn, NWMSU	OL	6-3	285	Sr.	St. Louis, Mo.
Craig Harrison, UCM	OL	6-6	315	Jr.	Napa, Calif.
Kendall Molz, PSU	OL	6-4	270	Jr.	Kiowa, Kan.
Jeff Rickard, WU	OL	6-3	296	Sr.	Westminster, Colo.
Patrick St. Louis, MWSU	OL	6-3	300	Sr.	Belton, Mo.
Mickey Masucci, TSU	K	6-0	165	So.	Wildwood, Mo.

Honorable Mention

Jordan Brill, WU	QB	6-4	225	Sr.	Elkhorn, Neb.
Steven Gachette, SBU	QB	6-1	180	Fr.	Lehigh Acres, Fla.
Drew Newhart, MWSU	QB	6-1	200	Fr.	Cameron, Mo.
Jordan Hickel, FHSU	RB	6-0	205	Sr.	Clafin, Kan.
Ra'Shawn Mosley, WU	RB	5-10	200	Sr.	San Antonio, Texas
Joey Harris, MWSU	WR	6-0	200	Sr.	Plattsburg, Mo.
Andrew Mead, MWSU	WR	6-5	215	So.	Gower, Mo.
Pierce Curran, PSU	WR	6-1	191	Sr.	Clarksville, Ark.
Sean Partridge, ESU	WR	6-0	185	Jr.	Denver, Colo.
Ryan King, TSU	TE	6-3	205	Jr.	St. Peters, Mo.
Paul Nichols, ESU	TE	6-3	245	Sr.	Bronson, Kan.
Ben Ramsey, WU	TE	6-2	244	Sr.	Scott City, Kan.
Brian Barta, PSU	TE	6-6	250	Sr.	LaCrosse, Kan.
Anthon Aiono, MSSU	FB	5-11	280	So.	Kansas City, Mo.
Jon Frantz, TSU	OL	6-5	270	Jr.	Normal, Ill.
Mike Gunselman, UCM	OL	6-3	304	Jr.	Kansas City, Mo.
Travis Kinkade, MWSU	OL	6-2	275	Sr.	Centralia, Mo.
Josh Koerkenmeier, ESU	OL	6-2	275	Sr.	Stilwell, Kan.
Trent Stanley, WU	OL	6-3	287	Sr.	Topeka, Kan.
Ryan Taillon, FHSU	OL	6-6	310	Sr.	Fountain, Colo.
Jon Books, UCM	OL	6-5	290	Sr.	Williamsburg, Mo.
Aaron Hunter, MSSU	OL	6-2	310	Jr.	Dallas, Texas
Tom Pestock, NWMSU	OL	6-6	300	Sr.	Lenexa, Kan.
Dustin Stockler, MWSU	K	6-1	180	Jr.	Bellevue, Neb.
Bryan Haynes, FHSU	KR	5-10	170	Jr.	Peoria, Ariz.
Anthony Parks, UCM	KR	6-1	190	Sr.	Olathe, Kan.
Fletcher Terrell, WU	KR	6-1	190	Sr.	Minnetonka, Minn.
Chandler Terry, TSU	KR	5-7	156	Jr.	Marshall, Mo.

DEFENSE

First Team Defense

Terry Bilbro, NWMSU	DL	6-2	295	Sr.	Eagan, Minn.
Eric Butler, WU	DL	6-2	305	Sr.	Leawood, Kan.
Dallas Flynn, NWMSU	DL	6-5	280	Sr.	Blair, Neb.
Albert Rodriguez, FHSU	DL	6-1	300	Sr.	Council Bluffs, Iowa
B.J. Russow, MSSU	DL	6-0	245	Sr.	Seneca, Mo.
John Wood, UCM	DL	6-3	265	Jr.	Miami, Fla.
*Jared Erspamer, NWMSU	LB	6-0	235	Sr.	Omaha, Neb.
Adrian Singletary, UCM	LB	5-9	220	Jr.	Kansas City, Mo.
Zach Watkins, WU	LB	6-0	230	So.	Independence, Mo.
*+Kendall Ricketts, UCM	DB	5-10	182	Sr.	Raytown, Mo.
*Cary Williams, WU	DB	6-2	190	Sr.	Miami, Fla.
Myles Burnside, NWMSU	DB	5-11	195	So.	Maryville, Mo.
+J.R. Graham, MWSU	DB	6-0	210	Sr.	Plattsburg, Mo.
Jamie Hanson, MWSU	P	5-11	192	Jr.	Hamilton, Mo.

Second Team Defense

Soane Etu, MWSU	DL	6-2	235	Jr.	Haywood, Calif.
Les Hammers, TSU	DL	6-3	265	Jr.	Jacksonville, Ill.
Jason Hill, FHSU	DL	6-2	240	Sr.	Chandler, Ariz.
Eric Lawrence, WU	DL	6-2	255	Jr.	Belle Glade, Fla.
Robert Bishop, MWSU	LB	5-11	215	Sr.	St. Louis, Mo.
Jared Brawner, MSSU	LB	6-1	230	So.	Kirkville, Mo.
Joey Cotten, FHSU	LB	6-0	220	Sr.	Hoisington, Kan.
Matt Robertson, NWMSU	LB	6-2	235	Sr.	Fort Lauderdale, Fla.
Nick Dellasega, PSU	DB	6-0	195	Sr.	Pittsburg, Kan.
Travis Lee, ESU	DB	5-10	180	So.	Greenville, Texas
Jordan Patton, MSSU	DB	5-7	165	Jr.	Jasper, Texas
Randy Shepherd, UCM	DB	5-10	185	So.	Kansas City, Kan.
Matt Frankel, UCM	P	6-0	215	Sr.	Overland Park, Kan..

Honorable Mention

A.J. Brinkman, ESU	DL	6-0	244	Jr.	Parsons, Kan.
Clint Carroz, SBU	DL	5-9	245	Jr.	New London, Mo.
Brandon Jackson, WU	DL	6-2	295	So.	Kansas City, Mo.
Elbert Johnson, MSSU	DL	6-1	270	Sr.	Independence, Mo.
Sean Paddock, NWMSU	DL	6-2	255	So.	Bettendorf, Iowa
Rashad Pittman, PSU	DL	6-2	275	Jr.	Tulsa, Okla.
Ty Bruswig, FHSU	DL	6-0	270	Jr.	WaKeeney, Kan.
Lance Claibourne, ESU	DL	6-2	242	Sr.	Neodesha, Kan.
T.J. Kaatman, NWMSU	DL	6-2	290	Sr.	St. Louis, Mo.
Derek Lampkin, UCM	DL	6-3	275	Jr.	Lawson, Mo.
Andy Swedenhjem, TSU	DL	6-3	292	Jr.	Norwalk, Iowa
Seth Hane, MWSU	LB	6-2	230	Sr.	Cameron, Mo.
Zack Langston, PSU	LB	6-3	203	So.	Overland Park, Kan.
Rusty Morgan, PSU	LB	6-0	225	Jr.	Cushing, Okla.
Michael Phillips, TSU	LB	6-1	239	Jr.	Peoria, Ariz.
Blake Ringwall, ESU	LB	6-2	214	So.	Rose Hill, Kan.
Bruce Ringwood, WU	LB	6-0	227	Jr.	Blue Springs, Mo.
Jarred Schumpert, SBU	LB	6-2	225	Jr.	Marshall, Texas
Zach Scuggs, FHSU	LB	6-0	230	Sr.	Wylie, Texas
Jared Bankhead, SBU	LB	6-0	197	Jr.	Durant, Miss.
Antwan Dyer, MSSU	LB	6-1	240	Jr.	Tyler, Texas
Brandon Clayton, NWMSU	DB	5-9	180	Jr.	St. Louis, Mo.
Corderial Collier, MSSU	DB	5-11	215	Fr.	Opelika, Ala.
Jesse Cooper, TSU	DB	5-10	201	Sr.	Miami, Fla.
Kendall Davis, MWSU	DB	5-9	170	Fr.	St. Louis, Mo.
C.J. Lovett, FHSU	DB	6-1	185	So.	Thornton, Colo.
Chauncey Mayfield, MWSU	DB	5-10	180	Sr.	Richardson, Texas
Jarrett Morris, MWSU	DB	5-8	180	Jr.	Blue Springs, Mo.
Chris Termini, NWMSU	DB	5-10	200	Sr.	Gladstone, Mo.
Jarod Tetuan, WU	DB	5-11	198	Sr.	Topeka, Kan.
James Thabuteau, TSU	DB	6-1	218	Sr.	Palatine, Ill.
Justin Brown, UCM	DB	6-1	200	Sr.	Blue Springs, Mo.
Justin Cowper, MSSU	DB	5-10	170	So.	Opelika, Ala.
Steven Ehase, UCM	DB	6-2	215	Jr.	Fulton, Mo.
Tony Holman, SBU	DB	5-10	175	Sr.	Cowan, Tenn.
Lavarus Rue, SBU	DB	5-8	185	Jr.	Meridan, Miss.
Geoff Tisdale, PSU	DB	6-1	175	Sr.	Pacoima, Calif.
Ben Boswell, WU	P	6-0	179	Sr.	Lenexa, Kan.
Michael Stadler, NWMSU	P	6-1	220	Fr.	Harrisonville, Mo.

MIAA LEADERS

MIAA TEAM STATS

SCORING OFFENSE	G	TD	XP	2XP	DXP	FG	Saf	Pts	Avg
1. Pittsburg State.....	11	55	52	0	0	9	1	411	37.4
2. Northwest Mo. State.....	14	71	66	0	0	7	5	623	37.4
3. Missouri Western.....	12	58	54	1	0	8	0	428	35.7
4. Central Missouri.....	11	47	43	1	0	10	1	359	32.6
5. Washburn.....	12	53	48	2	0	6	1	390	32.5
6. Missouri Southern.....	11	43	39	0	0	7	0	318	28.9
7. Truman.....	11	41	32	3	0	10	1	316	28.7
8. Southwest Baptist.....	11	32	21	1	0	7	2	240	21.8
9. Fort Hays State.....	11	23	19	1	0	14	0	201	18.3
10. Emporia State.....	11	24	15	3	1	3	0	176	16.0

SCORING DEFENSE	G	TD	XP	2XP	DXP	FG	Saf	Pts	Avg
1. Northwest Mo. State.....	14	34	25	0	1	11	0	264	18.9
2. Pittsburg State.....	11	30	25	1	0	5	0	222	20.2
3. Central Missouri.....	11	31	29	0	0	5	0	230	20.9
4. Fort Hays State.....	11	30	27	0	1	8	1	235	21.4
5. Missouri Southern.....	11	32	27	0	0	6	1	239	21.7
6. Washburn.....	12	40	30	2	0	5	0	289	24.1
7. Missouri Western.....	12	40	25	4	0	7	0	294	24.5
8. Emporia State.....	11	45	41	1	0	11	0	346	31.5
9. Truman.....	11	55	43	4	0	7	3	408	37.1
10. Southwest Baptist.....	11	68	58	3	0	6	2	494	44.9

PASS OFFENSE	G	Att	Cmp	Int	Pct.	Yds	Avg	TD	Yds/G
1. Southwest Baptist.....	11	622	384	24	61.7	3513	5.6	18	319.4
2. Truman.....	11	457	256	13	56.0	2775	6.1	26	252.3
3. Northwest Mo. State.....	14	384	256	17	66.7	3093	8.1	20	220.9
4. Central Missouri.....	11	340	193	14	56.8	2395	7.0	17	217.7
5. Missouri Western.....	12	329	193	14	58.7	2612	7.9	26	217.7
6. Missouri Southern.....	11	392	236	14	60.2	2248	5.7	20	204.4
7. Washburn.....	12	301	156	15	51.8	2392	7.9	17	199.3
8. Pittsburg State.....	11	217	135	10	62.2	2036	9.4	15	185.1
9. Fort Hays State.....	11	335	169	10	50.4	1679	5.0	8	152.6
10. Emporia State.....	11	274	137	13	50.0	1518	5.5	9	138.0

PASS DEF EFFICIENCY	G	Att	Cmp	Int	Pct.	Yds	TD	Effic
1. Missouri Southern.....	11	303	164	21	54.1	1754	10	99.8
2. Pittsburg State.....	11	335	186	12	55.5	2034	10	109.2
3. Northwest Mo. State.....	14	556	313	16	56.3	3151	19	109.4
4. Central Missouri.....	11	412	228	21	55.3	2467	19	110.7
5. Missouri Western.....	12	453	248	21	54.7	2707	22	111.7
6. Truman.....	11	363	203	14	55.9	2451	15	118.6
7. Washburn.....	12	407	248	23	60.9	2659	19	119.9
8. Fort Hays State.....	11	410	254	13	62.0	2767	12	122.0
9. Emporia State.....	11	356	225	18	63.2	2801	24	141.4
10. Southwest Baptist.....	11	297	189	12	63.6	2497	25	154.0

RUSHING OFFENSE	G	Att	Yds	Avg	TD	Yds/G
1. Pittsburg State.....	11	581	2960	5.1	39	269.1
2. Northwest Mo. State.....	14	566	3079	5.4	41	219.9
3. Washburn.....	12	495	2351	4.7	29	195.9
4. Missouri Southern.....	11	457	2071	4.5	20	188.3
5. Missouri Western.....	12	443	2043	4.6	24	170.2
6. Emporia State.....	11	482	1828	3.8	11	166.2
7. Central Missouri.....	11	457	1817	4.0	30	165.2
8. Fort Hays State.....	11	421	1374	3.3	11	124.9
9. Truman.....	11	358	1257	3.5	12	114.3
10. Southwest Baptist.....	11	332	812	2.4	12	73.8

RUSHING DEFENSE	G	Rushes	Yards	Avg.	TD	Yds/G
1. Northwest Mo. State.....	14	500	1260	2.5	14	90.0
2. Central Missouri.....	11	339	1085	3.2	8	98.6
3. Fort Hays State.....	11	375	1321	3.5	16	120.1
4. Missouri Southern.....	11	364	1434	3.9	16	130.4
5. Washburn.....	12	498	1896	3.8	20	158.0
6. Missouri Western.....	12	496	1907	3.8	16	158.9
7. Emporia State.....	11	399	1826	4.6	21	166.0
8. Pittsburg State.....	11	412	1855	4.5	20	168.6
9. Southwest Baptist.....	11	481	2451	5.1	34	222.8
10. Truman.....	11	522	2661	5.1	37	241.9

TOTAL OFFENSE	G	Rush	Pass	Plays	Yards	Avg/P	TD	Yds/G
1. Pittsburg State.....	11	2960	798	4996	6.3	54	454.2	
2. Northwest Mo. State.....	14	3079	3093	950	6172	6.5	61	440.9
3. Washburn.....	12	2351	2392	796	4743	6.0	46	395.2
4. Southwest Baptist.....	11	812	3513	954	4325	4.5	30	393.2
5. Missouri Southern.....	11	2071	2248	849	4319	5.1	40	392.6
6. Missouri Western.....	12	2043	2612	772	4655	6.0	50	387.9
7. Central Missouri.....	11	1817	2395	797	4212	5.3	47	382.9
8. Truman.....	11	1257	2775	815	4032	4.9	38	366.5
9. Emporia State.....	11	1828	1518	756	3346	4.4	20	304.2
10. Fort Hays State.....	11	1374	1679	756	3053	4.0	19	277.5

TOTAL DEFENSE	G	Rush	Pass	Plays	Yards	Avg	TD	Yds/G
1. Missouri Southern.....	11	1434	1754	667	3188	4.8	26	289.8
2. Northwest Mo. State.....	14	1260	3151	1056	4411	4.2	33	315.1
3. Central Missouri.....	11	1085	2467	751	3552	4.7	27	322.9
4. Pittsburg State.....	11	1855	2034	747	3889	5.2	30	353.5
5. Fort Hays State.....	11	1321	2767	785	4088	5.2	28	371.6
6. Washburn.....	12	1896	2659	905	4555	5.0	39	379.6
7. Missouri Western.....	12	1907	2707	949	4614	4.9	38	384.5
8. Emporia State.....	11	1826	2801	755	4627	6.1	45	420.6
9. Southwest Baptist.....	11	2451	2497	778	4948	6.4	59	449.8
10. Truman.....	11	2661	2451	885	5112	5.8	52	464.7

TURNOVER MARGIN	G	Fum	Int	Tot	Fum	Int	Tot	Mar	Per/G
1. Washburn.....	12	16	23	39	12	15	27	+12	1.00
2. Fort Hays State.....	11	14	13	27	7	10	17	+10	0.91
3. Missouri Western.....	12	13	21	34	10	14	24	+10	0.83
4. Central Missouri.....	11	13	21	34	11	14	25	+9	0.82
5. Missouri Southern.....	11	6	21	27	10	14	24	+3	0.27
6. Emporia State.....	11	5	18	23	10	13	23	+0	0.00
7. Truman.....	11	9	14	23	11	13	24	-1	-0.09
8. Pittsburg State.....	11	8	12	20	12	10	22	-2	-0.18
9. Northwest Mo. State.....	14	11	16	27	13	17	30	-3	-0.21
10. Southwest Baptist.....	11	15	12	27	7	24	31	-4	-0.36

KICKOFF RETURNS	G	Ret	Yds	TD	Avg
1. Fort Hays State.....	11	41	1004	1	24.5
2. Pittsburg State.....	11	38	870	0	22.9
3. Central Missouri.....	11	41	891	0	21.7
4. Missouri Western.....	12	54	1146	0	21.2
5. Washburn.....	12	44	911	2	20.7
6. Truman.....	11	64	1314	0	20.5
7. Northwest Mo. State.....	14	49	908	1	18.5
8. Emporia State.....	11	49	881	0	18.0
9. Southwest Baptist.....	11	70	1247	0	17.8
10. Missouri Southern.....	11	40	662	0	16.5

PUNTING	G	No.	Yards	Avg/P	PR	Avg	TD	Net/P
1. Washburn.....	12	57	2324	40.8	47	0.8	5	38.2
2. Northwest Mo. State.....	14	56	2277	40.7	125	2.2	4	37.0
3. Missouri Western.....	12	56	2345	41.9	222	4.0	4	36.5
4. Fort Hays State.....	11	62	2434	39.3	243	3.9	3	34.4
5. Central Missouri.....	11	53	1959	37.0	102	1.9	7	32.4
6. Pittsburg State.....	11	36	1339	37.2	135	3.8	3	31.8
7. Emporia State.....	11	71	2471	34.8	229	3.2	1	31.3
8. Truman.....	11	66	2194	33.2	186	2.8	1	30.1
9. Southwest Baptist.....	11	60	1944	32.4	229	3.8	0	28.6
10. Missouri Southern.....	11	57	2072	36.4	391	6.9	4	28.1

PUNT RETURN AVG	G	Ret	Yds	TD	Avg
1. Missouri Western.....	12	19	222	2	11.7
2. Northwest Mo. State.....	14	31	339	2	10.9
3. Washburn.....	12	26	255	0	9.8
4. Truman.....	11	27	251	1	9.3
5. Fort Hays State.....	11	20	170	0	8.5
6. Central Missouri.....	11	33	273	0	8.3
7. Southwest Baptist.....	11	14	106	0	7.6
8. Pittsburg State.....	11	25	189	0	7.6
9. Emporia State.....	11	25	134	0	5.4
10. Missouri Southern.....	11	20	103	0	5.2

PASS EFFICIENCY	G	Att	Cmp	Pct	Int	Yds	TD	Effic
1. Pittsburg State.....	11	217	135	.622	10	2036	15	154.6
2. Missouri Western.....	12	329	193	.587	14	2612	26	142.9
3. Northwest Mo. State.....	14	384	256	.667	17	3093	20	142.7
4. Washburn.....	12	301	156	.518	15	2392	17	127.3
5. Central Missouri.....	11	340	193	.568	14	2395	17	124.2
6. Truman.....	11	457	256	.560	13	2775	26	120.1
7. Missouri Southern.....	11	392	236	.602	14	2248	20	118.1
8. Southwest Baptist.....	11	622	384	.617	24	3513	18	111.0
9. Emporia State.....	11	274	137	.500	13	1518	9	97.9
10. Fort Hays State.....	11	335	169	.504	10	1679	8	94.5

PASS DEFENSE	G	Att	Cmp	Int	Pct.	Yds	Avg	TD	Yds/G
1. Missouri Southern.....	11	303	164	21	54.1	1754	5.8	10	159.5
2. Pittsburg State.....	11	335	186	12	55.5	2034	6.1	10	184.9
3. Washburn.....	12	407	248	23	60.9	2659	6.5	19	221.6
4. Truman.....	11	363	203	14	55.9	2451	6.8	15	222.8
5. Central Missouri.....	11	412	228	21	55.3	2467	6.0	19	224.3
6. Northwest Mo. State.....	14	556	313	16	56.3	3151	5.7	19	225.1
7. Missouri Western.....	12	453	248	21	54.7	2707	6.0	22	225.6
8. Southwest Baptist.....	11	297	189	12	63.6	2497	8.4	25	227.0
9. Fort Hays State.....	11	410	254	13	62.0	2767	6.7	12	251.5
10. Emporia State.....	11	356	225	18	63.2	2801	7.9	24	254.6

FIRST DOWNS	G	Rush	Pass	Pen	Total
1. Northwest Mo. State.....	14	139	135	15	289
2. Southwest Baptist.....	11	70	157	33	260
3. Pittsburg State.....	11	155	81	17	253
4. Missouri Western.....	12	106	116	11	233
5. Washburn.....	12	109	96	24	229
6. Missouri Southern.....	11	120	94	14	228
7. Central Missouri.....	11	98	105	15	218
8. Truman.....	11	79	120	18	217
9. Emporia State.....	11	95	65	19</	

MIAA LEADERS



OPP 3RD-DN CONVERT

G	Conv	Att	Pct	
1. Central Missouri.....	11	44	153	28.8
2. Missouri Southern.....	11	44	147	29.9
3. Fort Hays State.....	11	52	167	31.1
4. Northwest Mo. State.....	14	78	236	33.1
5. Pittsburg State.....	11	59	164	36.0
6. Truman.....	11	64	175	36.6
7. Emporia State.....	11	58	152	38.2
8. Missouri Western.....	12	74	189	39.2
9. Washburn.....	12	72	183	39.3
10. Southwest Baptist.....	11	66	151	43.7

4TH-DN CONVERSIONS

G	Conv	Att	Pct	
1. Northwest Mo. State.....	14	15	23	65.2
2. Missouri Southern.....	11	19	30	63.3
3. Pittsburg State.....	11	11	18	61.1
4. Missouri Western.....	12	9	15	60.0
5. Washburn.....	12	18	31	58.1
6. Central Missouri.....	12	4	23	52.2
7. Emporia State.....	11	13	29	44.8
8. Truman.....	11	12	28	42.9
9. Fort Hays State.....	11	14	37	37.8
10. Southwest Baptist.....	11	12	43	27.9

OPP 4TH-DN CONVERT

G	Conv	Att	Pct	
1. Pittsburg State.....	11	8	29	27.6
2. Missouri Southern.....	11	8	21	38.1
3. Central Missouri.....	11	9	23	39.1
4. Southwest Baptist.....	11	10	22	45.5
5. Fort Hays State.....	11	11	23	47.8
6. Northwest Mo. State.....	14	25	50	50.0
7. Truman.....	11	16	31	51.6
8. Emporia State.....	11	9	17	52.9
9. Missouri Western.....	12	19	35	54.3
10. Washburn.....	12	20	34	58.8

FIELD GOALS

G	Made	Att	Pct	
1. Truman.....	11	10	13	.769
2. Missouri Western.....	12	8	11	.727
3. Central Missouri.....	11	10	16	.625
4. Fort Hays State.....	11	14	23	.609
5. Washburn.....	12	6	10	.600
6. Missouri Southern.....	11	7	12	.583
Northwest Mo. State.....	14	7	12	.583
8. Southwest Baptist.....	11	7	13	.538
9. Pittsburg State.....	11	9	18	.500
10. Emporia State.....	11	3	9	.333

PAT KICKING

G	Made	Att	Pct	
1. Central Missouri.....	11	43	44	.977
2. Missouri Western.....	12	54	56	.964
3. Pittsburg State.....	11	52	54	.963
4. Northwest Mo. State.....	14	66	70	.943
5. Washburn.....	12	48	51	.941
6. Missouri Southern.....	11	39	42	.929
7. Truman.....	11	32	35	.914
8. Fort Hays State.....	11	19	22	.864
9. Emporia State.....	11	15	18	.833
10. Southwest Baptist.....	11	21	27	.778

TIME OF POSSESSION

G	Total Time	Avg/G	
1. Missouri Southern.....	11	373:56	33:59
2. Pittsburg State.....	11	356:41	32:25
3. Central Missouri.....	11	350:26	31:51
4. Emporia State.....	11	337:08	30:38
5. Fort Hays State.....	11	335:57	30:32
6. Northwest Mo. State.....	14	406:53	29:03
7. Missouri Western.....	12	348:13	28:51
8. Southwest Baptist.....	11	314:55	28:37
9. Truman.....	11	303:38	27:36
10. Washburn.....	12	330:06	27:30

MIAA INDIVIDUAL STATS

RUSHING

Team	Cl	G	Att	Yds	Avg	TD	Long	Yds/G	
1. Omon, Xavier.....	NWMS	SR	14	370	2337	6.3	37	98	166.9
2. Farabi, Caleb.....	PSU	JR	11	247	1370	5.5	20	46	124.5
3. Page, La'Darrian.....	MWSU	FR	12	182	1254	6.9	14	55	104.5
4. Mosley, Ra'Shawn.....	WU	SR	12	209	1199	5.7	12	69	99.9
5. Milner, Glenn.....	UCM	JR	11	224	1046	4.7	18	54	95.1
6. Broussard, Alley.....	MSSU	SR	10	165	892	5.4	12	67	89.2
7. Smith, Mark.....	PSU	JR	11	179	939	5.2	12	54	85.4
8. Johnson, Renard.....	MSSU	FR	11	133	742	5.6	3	51	67.5
9. Hickle, Jordan.....	FHSU	SR	11	202	720	3.6	7	49	65.5

PASS EFF.

Team	Cl	G	Att	Cmp	Int	Pct.	Yds	TD	Eff.	
1. Smith, Mark.....	PSU	JR	11	176	111	9	63.1	1737	12	158.2
2. Newhart, Drew.....	MWSU	FR	12	265	153	10	57.7	2089	21	142.6
3. Osborn, Joel.....	NWMS	JR	14	248	168	11	67.7	1974	11	140.4
4. Brill, Jordan.....	WU	SR	12	293	154	15	52.6	2376	17	129.6
5. Tioch, Matt.....	TSU	JR	11	422	238	11	56.4	2579	25	122.1
6. Czerniewski, Eri.....	UCM	SO	9	268	148	10	55.2	1741	14	119.6
7. Hinspeter, Adam.....	MSSU	JR	11	378	228	14	60.3	2154	18	116.5
8. Gachette, Steve.....	SBU	FR	11	515	315	20	61.2	2953	15	111.2
9. Salyer, Ryne.....	FHSU	SR	10	242	128	8	52.9	1293	6	99.3

TOTAL OFFENSE

Team	Cl	G	Rush	Pass	Plays	Total	Yds/G	
1. Gachette, Steve.....	SBU	FR	11	197	2953	619	3150	286.4
2. Tioch, Matt.....	TSU	JR	11	394	2579	550	2973	270.3
3. Smith, Mark.....	PSU	JR	11	939	1737	355	2676	243.3
4. Czerniewski, Eri.....	UCM	SO	9	35	1741	316	1776	197.3
5. Brill, Jordan.....	WU	SR	12	-63	2376	334	2313	192.8
6. Hinspeter, Adam.....	MSSU	JR	11	-49	2154	431	2105	191.4
7. Newhart, Drew.....	MWSU	FR	12	-4	2089	311	2085	173.8
8. Omon, Xavier.....	NWMS	SR	14	2337	0	370	2337	166.9

RECEP/GAME

Team	Cl	G	Rec	Yds	TD	Long	Avg/C	Rec/G	
1. Smart, Nick.....	SBU	SR	11	143	1263	9	49	8.8	13.00
2. Bado, Colin.....	MSSU	SR	11	84	905	6	67	10.8	7.64
3. Windham, Lamar.....	SBU	SR	11	73	852	8	38	11.7	6.64
4. Cunningham, Jake.....	TSU	SR	10	42	277	1	28	6.6	4.20
5. Norman, Isaac.....	MSSU	SO	11	46	608	6	46	13.2	4.18
6. Whiteside, Deon.....	SBU	JR	11	46	579	1	52	12.6	4.18
7. Wright, Kendall.....	NWMS	JR	14	56	776	6	60	13.9	4.00
8. Foster, Derrick.....	SBU	JR	11	44	315	0	27	7.2	4.00

REC. YDS/GAME

Team	Cl	G	Rec	Yds	TD	Long	Avg/C	Yds/G	
1. Smart, Nick.....	SBU	SR	11	143	1263	9	49	8.8	114.8
2. Bado, Colin.....	MSSU	SR	11	84	905	6	67	10.8	82.3
3. Windham, Lamar.....	SBU	SR	11	73	852	8	38	11.7	77.5
4. Lebahn, Jake.....	WU	SR	12	37	719	5	68	19.4	59.9
5. Houston, Cedric.....	MWSU	SO	12	38	717	11	94	18.9	59.8
6. Wright, Kendall.....	NWMS	JR	14	56	776	6	60	13.9	55.6
7. Norman, Isaac.....	MSSU	SO	11	46	608	6	46	13.2	55.3
8. Peterson, Mike.....	NWMS	SR	13	44	706	5	82	16.0	54.3

ALL PURPOSE

Team	Cl	G	Rush	Rcv	PR	KR	Yds	Avg/G	
1. Omon, Xavier.....	NWMS	SR	14	2337	164	0	0	2501	178.6
2. Farabi, Caleb.....	PSU	JR	11	1370	291	0	0	1661	151.0
3. Page, La'Darrian.....	MWSU	FR	12	1254	55	24	106	1439	119.9
4. Milner, Glenn.....	UCM	JR	11	1046	235	0	0	1281	116.5
5. Houston, Cedric.....	MWSU	SO	12	11	717	169	497	1394	116.2
6. Mosley, Ra'Shawn.....	WU	SR	12	1199	190	0	0	1389	115.8
7. Parks, Anthony.....	UCM	SR	9	22	360	252	399	1033	114.8
8. Smart, Nick.....	SBU	SR	11	-1	1263	0	0	1262	114.7
9. Bado, Colin.....	MSSU	SR	11	82	905	26	128	1141	103.7
10. Walker, Brandon.....	WU	JR	12	760	394	0	60	1214	101.2

INTERCEPTIONS

Team	Cl	G	Int	Yds	TD	Long	Int/G	
1. Williams, Cary.....	WU	SR	12	7	164	1	56	0.58
2. Davis, Kendall.....	MWSU	FR	12	6	26	0	14	0.50
3. Patton, Jordan.....	MSSU	JR	11	5	52	1	36	0.45
4. Lee, Travis.....	ESU	SO	11	4	192	2	100	0.36
Collier, Cordeir.....	MSSU	FR	11	4	56	1	37	0.36
Cooper, Jesse.....	TSU	SR	11	4	21	0	24	0.36
7. Tetaun, Jarod.....	WU	SR	12	4	157	1	47	0.33
8. Shepherd, Randy.....	UCM	SO	9	3	16	0	16	0.33

PASSING/GAME

Team	Cl	G	Att	Cmp	Int	Pct.	Yds	TD	Avg/G	
1. Gachette, Steve.....	SBU	FR	11	515	315	20	61.2	2953	15	268.5
2. Tioch, Matt.....	TSU	JR	11	422	238	11	56.4	2579	25	234.5
3. Brill, Jordan.....	WU	SR	12	293	154	15	52.6	2376	17	198.0
4. Hinspeter, Adam.....	MSSU	JR	11	378	228	14	60.3	2154	18	195.8
5. Czerniewski, Eri.....	UCM	SO	9	268	148	10	55.2	1741	14	193.4
6. Newhart, Drew.....	MWSU	FR	12	265	153	10	57.7	2089	21	174.1
7. Smith, Mark.....	PSU	JR	11	176	111	9	63.1	1737	12	157.9
8. Osborn, Joel.....	NWMS	JR	14	248	168	11	67.7	1974	11	141.0

PUNT RETURN AVG

Team	Cl	G	Ret	Yds	TD	Long	Avg	
1. Houston, Cedric.....	MWSU	SO	12	15	169	1	87	11.3
2. Wright, Kendall.....	NWMS	JR	14	27	274	1	47	10.1
3. Coker, Albert.....	TSU	SO	11	24	232	1	60	9.7
4. Parks, Anthony.....	UCM	SR	9	27	252	0	26	9.3
5. Zott, Trevor.....	FHSU	SO	11	18	149	0	21	8.3
6. Richter, Jake.....	ESU	SR	11	15	98	0	18	6.5
7. Thomas, Nathan.....	PSU	JR	11	14	85	0	26	6.1

KICK RETURN AVG

Team	Cl	G	Ret	Yds	TD	Long	Avg	
1. Williams, Cary.....	WU	SR	12	17	487	2	100	28.6
2. Haynes, Bryan.....	FHSU	JR	10	17	463	1	93	27.2
3. McGehee, Ferrell.....	MWSU	SO	11	18	485	0	51	26.9
4. Brevi, Matt.....	FHSU	FR	11	13	343	0	64	26.4
5. Dore, Justin.....	PSU	SR	11	13	322	0	40	24.8
6. Kush, Harrison.....	PSU	JR	11	19	455	0	37	23.9
7. Berry, Diamond.....	UCM	SO	11	14	335	0	52	23.9
8. Parks, Anthony.....	UCM	SR	9	18	399	0	49	22.2

PUNTING

Team	Cl	G	Punts	Yds	Long	Avg	
1. Hanson, Jamie.....	MWSU	JR	12	56	2345	76	41.9
2. Boswell, Ben.....	WU	SR	12	56	2296	78	41.0
3. Stadler, Michael.....	NWMS	FR	14	55	2254	70	41.0
4. Elder, Tyler.....	FHSU	JR	11	61	2420	63	39.7
5. Frankel, Matt.....	UCM	SR	11	46	1809	56	39.3

SCORING

Team	Cl	G
------	----	---



MIAA RECORDS

TEAM RECORDS

Lowest Completion Percentage Allowed

Season: 32.8 UMR, 1952 (38-116, 8 games)

INTERCEPTIONS

Most Interceptions

Game: 8 three times, most recently:
SEMSU vs. CMSU, 10-1-88

Season: 35 UMR, 1978 (11 games)

Most Interceptions Returned for Touchdowns

Game: 2 PSU vs. Bacone (Okla.), 9-8-01

Season: 4 UMR, 1969 (9 games),
NWMSU 2000 (11 games),
PSU 2001 (11 games),
PSU 2002 (11 games)

SCORING DEFENSE

Fewest Points Allowed

Season: 6 NWMSU, 1931 (9 games)

Lowest Opponent Scoring Average

Season: 0.7 NWMSU, 1931 (9 games)

Most Shutouts

Season: 8 NWMSU, 1931 (9 games)

FREQUENCIES

Most Victories

Reg. Sea.: 11 NWMSU 1997, '98, '99, 2000, '02
PSU 1989, '90, '92, 2004;

Season: 15 NWMSU, 1998

Most Defeats

Season: 11 NWMSU, 1978 & '94;
LU, 1976 & '81;
UMR, 1998, '99, 2002, '03

Most 300-plus Rushing Games

Reg. Sea.: 9 PSU, 2004 (11 games)

Season: 12 PSU, 2004 (15 games)

Most 300-plus Passing Games

Season: 8 ESU, 1995 (11 games)

CONSECUTIVES

Most Consecutive Victories

27 TSU, 1931-35

Most Consecutive Games Without A Defeat

27 TSU, 1931-35 (27-0-0)

Most Consecutive Defeats

31 UMR, 2001-03

Most Consecutive Games Not Shutout

Reg. Sea.: 157 PSU, 9-2-89 to present

All Games: 148 PSU, 9-2-89 to 11-17-01

Most Consecutive Shutouts Posted

7 NWMSU, 1931

Most Consecutive Games Without a Tie

Reg. Sea.: 285 TSU, 10-14-78 to present

All Games: 289 TSU, 10-14-78 to present

Most Consecutive Conference Wins

41 NWMSU, 9-20-97 to 10-13-01

Most Conference Games Without a Defeat

41 NWMSU, 9-20-97 to 10-13-01

Most Consecutive Winning Seasons

19 Pittsburg State, 1989-present

Most Consecutive Games Scoring 40+ Points

10 PSU, 8-26 to 10-30-04

Most Consecutive Games, 300-plus Rushing

9 PSU, 9-4 to 10-30-04

Most Consecutive Games, 300-plus Passing

7 TSU, 10-19-85 to 9-6-86

INDIVIDUAL RECORDS

SCORING

Most Points Scored

Game: 46 Brian Shay, ESU vs. UMR, 11-8-97

Reg. Sea.: 198 Brian Shay, ESU, 1997

Season: 254 Ronald Moore, PSU, 1992

Career: 634 Germaine Race, PSU 2003-2006

Most Touchdowns Scored

Game: 7 Brian Shay, ESU vs. UMR, 11-8-97

Reg. Sea.: 32 Brian Shay, ESU, 1997

Season: 41 Ronald Moore, PSU, 1992

Career: 109 Germaine Race, PSU 2003-2006

Most Point-After Kicks Attempted

Game: 13 Nathan Alleman, PSU vs. UMR, 9-25-04

Reg. Sea.: 87 Nathan Alleman, PSU, 2004

Season: 112 Nathan Alleman, PSU, 2004

RS Career: 216 Nathan Alleman, PSU, 2003-present

Career: 326 Nathan Alleman, PSU, 2003-2006

Most Point-After Kicks Made

Game: 13 Nathan Alleman, PSU vs. UMR, 9-25-04

Season: 109 Nathan Alleman, PSU, 2004 (85 in RS)

RS Career: 205 Nathan Alleman, PSU, 2003-present

Career: 314 Nathan Alleman, PSU 2003-2006

Most Consecutive Point-After Kicks Made

Reg. Sea.: 67 Luis Berlanga, NWMSU, 8-28 to 11-6-04

Season: 73 Luis Berlanga, NWMSU, 8-28 to 11-27-04

RS Career: 67 Luis Berlanga, NWMSU, 8-28 to 11-6-04

Career: 123 Nathan Alleman, PSU 2003-2006

Most Two-Point Conversions Made

Game: 2 Jarett Vito, ESU vs. TSU, 11-4-95

Reg. Sea.: 4 Jarett Vito, ESU, 1995 & 1997

Brian Shay, ESU, 1996

Season: 4 Ronald Moore, PSU, 1992;

Jarett Vito, ESU, 1995 & 1997;

Brian Shay, ESU, 1996

Career: 10 Jarett Vito, ESU, 1995-98

Most Field Goals Attempted

Game: 6 Steve Huff, CMSU vs. SEMSU, 11-2-85

Reg. Sea.: 26 Justin Gray, ESU 2004

Season: 27 David Purnell, NWMSU 1999

Career: 109 Mike Wood, SEMSU, 1974-77

Most Field Goals Made

Game: 6 Steve Huff, CMSU vs. SEMSU, 11-2-85

Season: 20 Justin Gray, ESU 2004

Career: 64 Mike Wood, SEMSU, 1974-77

Highest Field Goal Percentage

Season (min. 10 made):

92.3 Eivind Listerud, UMR, 1993 (12-13)

RS Career (min. 20 made):

80.4 David Purnell, NWMSU, 1996-99 (41-51)

Career (min. 20 made):

73.2 David Purnell, NWMSU, 1996-99 (52-of-71)

Most Consecutive Field Goals Made

11 Josh Barcus, PSU 9-19-98 to 10-24-98

Most Points Scored by a Placekicker

Game: 19 Steve Huff, CMSU vs. SEMSU, 11-2-85
(6 FG, 1 PAT)

Reg. Sea.: 106 Luis Berlanga, NWMSU, 2004
(13 FG, 67 PAT)

Season: 144 David Purnell, NWMSU, 1999
(27 FG, 69 PAT)

RS Career: 326 David Purnell, NWMSU, 1996-99
(41 FG, 203 PAT)

Career: 401 Nathan Alleman, PSU 2003-2006
(29 FG, 314 PAT)

Most Defensive Extra Points Scored

Game: 1 eight times, most recently:

Travis Lee, ESU vs. FHSU, 9-22-076

Season: 1 eight times, most recently:

Travis Lee, ESU vs. FHSU, 9-22-07

RUSHING

Most Rushing Attempts

Game: 50 Chris Brooks, CMSU vs. TSU, 11-11-89

Reg. Sea.: 342 Brian Shay, ESU, 1996

Season: 356 Ronald Moore, PSU, 1992

Career: 1271 Xavier Omon, NWMSU 2004-07

Most Yards Gained Rushing

Half: 226 Brian Shay, ESU vs. CMSU, 11-16-96
(2nd)

RS Game: 361 Brian Shay, ESU vs. WU, 10-5-96

Game: 379 Ronald Moore, PSU vs. Portland State,
12-5-92

Season: 2585 Ronald Moore, PSU, 1992

Career: 7073 Xavier Omon, NWMSU 2004-07

MIAA RECORDS

Highest Average Per Carry

Reg. Sea.:9.6 Germaine Race, PSU, 2004
(181 att.-1732 yds.)
Season: 9.0 Germaine Race, PSU, 2004
(247 att.-2213 yds.)
RS Career:7.1 Daren Dawson, PSU, 1989-91
(496 att.-3530 yards)
Career: 7.4 Germaine Race, PSU 2003-2006
(941 att.-6985 yds.)

Most Times Gaining 100-plus Yards Rushing

Reg. Sea.:11 three times, most recently:
Brian Shay, ESU, 1998 (11 games)
Season: 14 Ronald Moore, PSU, 1992 (15 games)
Career: 37 Xavier Omon, NW 2004-07 (54 games)

Most Yards by a Quarterback

Game: 286 Joseph Johnson, NWMSU vs. ESU, 11-7-92
Reg. Sea.:1241 Joseph Johnson, NWMSU, 1992
Season:1398 Neal Philpot, PSU 2004
Career: 4337 Neal Philpot, PSU, 2001-04 (3689 in RS)

Most Touchdowns Rushing

Game: 7 Brian Shay, ESU vs. UMR, 11-8-97
Reg. Sea.:30 Germaine Race, PSU 2005
Season: 39 Ronald Moore, PSU 1992
Career: 107 Germaine Race, PSU 2003-06

PASSING

Most Pass Attempts

Game: 76 Evan Gray, UMR vs. MWSU, 11-15-03
Season: 515 Steven Gachette, SBU 2007
RS Career:1274 Kasey Waterman, MWSU, 1998-2001
Career: 1304 Kasey Waterman, MWSU, 1998-2001

Most Pass Completions

Game: 47 Evan Gray, UMR vs. MWSU, 11-15-03
Reg. Seas.:302 Nathan Emert, MSSU 2004
Season: 324 Josh Lamberson, NWMSU 2005
RS Career:714 Kasey Waterman, MWSU, 1998-2001
Career: 730 Kasey Waterman, MWSU, 1998-2001

Most Yards Gained Passing

Game: 493 Matt Ticich, TSU vs. Upper Iowa, 9-8-07
Reg. Sea.:3741 Chris Hegg, TSU, 1985
Season:4076 Chris Greisen, NWMSU 1998
RS Career: 9846 Kasey Waterman, MWSU, 1998-2001
Career: 10,025 Kasey Waterman, MWSU, 1998-2001

Most Touchdowns Passing

Game: 6 Jeff Phillips, CMSU vs. LU, 10-24-87;
K. Waterman, MWSU vs. UMR, 9-16-00;
Jake Czeschin, TSU vs. UMR, 10-30-04
Reg. Sea.:32 Chris Hegg, TSU, 1985
Season: 38 Chris Greisen, NWMSU, 1998

RS Career:95 Kasey Waterman, MWSU, 1998-2001
Career: 98 Kasey Waterman, MWSU, 1998-2001

Highest Completion Percentage

Season (min. 100 comp.):
74.6 Toby Korrodi, CMSU, 2005 (179-240)
Career (min. 200 comp.):
65.9 Josh Lamberson, NWMSU 2002-05 (575-873)

Most Yards Gained Per Attempt

Reg. Sea.(min. 100 att.):
12.0 Neal Philpot, PSU, 2004 (126-1511 yds)
Season (min. 100 att.):
10.7 Jeff Moreland, PSU, 1995 (170-1825 yds)
RS Career (min. 200 att.):
8.9 Jeff Moreland, PSU, 1991-95 (327-2920 yds)
Career (min. 200 att.):
8.6 Neal Philpot, PSU, 2001-04 (678-5831 yds)

Most Yards Gained Per Completion

Season(min. 100 comp.):
18.7 Matt Cook, MSSU, 1991 (141-2637 yds)
RS Career (min. 200 comp.):
18.5 Neal Philpot, PSU, 2004 (276-5111 yds)
Career (min. 200 comp.):
18.4 Bill Foster, CMSU, 76-79 (271-4975 yds)
Most Consecutive Pass Completions
18 Travis Miles, NWMSU vs. WU, 10-28-00

Most Consecutive Attempts Without an Int.

Reg. Sea.: 199 Zack Siegrist, PSU, 10-19-96 to 9-19-98
All Games: 247 Toby Korrodi, CMSU, 8-25-05 to 10-21-06

Most Consecutive Games with a TD Pass

Reg. Sea.:24 Matt Cook, MSSU, 1990-93
All Games:25 Matt Cook, MSSU, 1990-93

RECEIVING

Most Pass Receptions

Game: 21 Jarett Vito, ESU vs. TSU, 11-4-95
Reg. Sea: 97 J.J. Richard, ESU, 2004
Season: 97 J.J. Richard, ESU, 2004
Andre Rector, NWMSU, 2005
Career: 300 Andrew Blakley, TSU, 1999-2002

Most Yards Gained Receiving

Game: 254 Rod Smith, MSSU vs. SBU, 10-19-91
Reg. Sea.:1439 Rod Smith, MSSU, 1991
Season:1495 Ronnie West, PSU, 1991
RS Career: 3956 Jamaica Rector, NWMSU, 2001-04
Career: 4497 Jamaica Rector, NWMSU, 2001-04

Highest Average Per Reception

Season (min. 40 rec.):
24.0 Rod Smith, MSSU, 1991 (60-1439 yds)
RS Career(min. 80 rec.):
20.9 Ronnie West, PSU, 1990-91 (85-1779 yds)
Career (min. 80 rec.)
20.5 Ronnie West, PSU, 1990-91 (123-2521 yds)

Most Touchdowns Receiving

Game: 4 Larry Shepard, CMSU vs. Neb.-Kearney,
10-1-60
Eric Holm, TSU vs. LU, 11-8-80;
Rod Smith, MSSU vs. TSU, 10-2-93
Reg. Sea.:16 Lester McCoy, ESU, 1999
Season: 16 Tony Miles, NWMSU, 1998;
Lester McCoy, ESU, 1999
RS Career:35 Jamaica Rector, NWMSU, 2001-04
Sam Sissom, WU, 2002-present
Career: 38 Jamaica Rector, NWMSU, 2001-04

INTERCEPTIONS

Most Pass Interceptions

Game: 5 Gary Evans, TSU vs. UMR, 10-18-75;
Bruce Johnson, LU vs. Ky. State, 10-5-74
Season: 14 Pierre Thomas, MWSU, 2003
Career: 29 Bill Grantham, UMR, 1977-80

Most Touchdowns on Interception Returns

Game: 1 Several Players
Season: 2 nine times, most recently:
Travis Lee, ESU 2007
Career: 4 Terek Wilson, PSU, 2000-03;
Kendall Ricketts, UCM, 2004-07

Most Consecutive Games with an Interception

8 Darin Nix, UMR, 11-6-93 to 10-8-94

TOTAL OFFENSE

Most Offensive Plays

Game: 85 Evan Gray, UMR vs. MWSU, 11-15-03
Season: 596 Nathan Emert, MSSU 2004
Career: 1509 Josh Chapman, MSSU, 1999-2002

Most Yards Total Offense

Game: 533 Josh Chapman, MSSU vs. WU, 9-28-02
Reg. Sea.:3782 Chris Hegg, TSU, 1985
Season:4151 Chris Greisen, NWMSU, 1999
RS Career:9874 Kasey Waterman, MWSU 1998-2001
Career:10,168 Neal Philpot, PSU, 2001-04

MIAA RECORDS

ALL-PURPOSE YARDS

Most All-Purpose Yards

Game: 469 Brian Shay, ESU vs. WU, 10-30-97
 Reg. Sea.:2819 Brian Shay, ESU, 1998
 Season:3400 Ronald Moore, PSU 1992
 Career: 9301 Brian Shay, ESU, 1995-98

PUNTING

Most Punts

Game: 14 Aaron Hafner, SBU vs. CMSU, 11-9-96
 Javon Collins, SBU vs. PSU, 10-11-97
 Season: 98 John Tassi, LU, 1981
 Career: 298 Dustin Penn, UMR, 1998-2001

Highest Punting Average

Reg. Sea. (min. 35 punts):
 46.03 Brian Moorman, PSU, 1997 (36-1657 yds)
 Season (min. 35 punts):
 45.95 Brian Moorman, PSU, 1997 (41-1883 yds)
 RS Career (min. 70 punts):
 43.96 B. Moorman, PSU, 95-98 (157-6903 yds)
 Career (min. 70 punts):
 43.97 B. Moorman, PSU, 95-98 (188-8267 yds)

PUNT RETURNS

Most Punt Returns

Game: 9 Craig Heath, UMR vs. Mo. Valley, 9-8-79;
 Colon McNeal, WU vs. FHSU, 9-11-99
 Reg. Sea.:39 Michael Mundt, PSU, 1994
 Season: 42 Michael Mundt, PSU, 1994;
 Chuckey Aiken, PSU 1995
 RS Career:109 Eric Holm, TSU, 1977-80
 Career: 113 Kevin Nickerson, CMSU 1998-2001

Highest Average Per Punt Return

Reg. Sea. (min. 10 ret.):
 21.3 Tony Miles, NWMSU 1999 (19-405 yds)
 Season (min. 10 ret.):
 19.7 R. Marshall, CMSU '05 (26-513 yds)
 Career (min. 20 ret.):
 21.2 Gene Huffman, UMR, 48-51 (29-804 yds)

Most Touchdowns on Punt Returns

Game: 2 Kevin Nickerson, CMSUvs.Quincy, 9-9-00
 R. Marshall, CMSUvs.TSU, 9-17-05
 Season: 4 RoShawn Marshall, CMSU, 2005
 Career: 8 Kevin Nickerson, CMSU, 1998-2001

KICKOFF RETURNS

Most Kickoff Returns

Game: 10 Phil Kenney, TSU vs. MSSU, 11-3-07
 Season: 42 Bobby Yates, CMSU, 1990
 Career: 99 Joe Wingate, NWMSU, 1970-73

Highest Average Per Kickoff Return

Season (min. 15 ret.):
 31.7 Karl Evans, MSSU, 1992 (18-571 yds)
 Career (min. 30 ret.):
 30.0 Karl Evans, MSSU, 1991-92 (32-959 yds)

Most Touchdowns on Kickoff Returns

Game: 2 Jason Douglas, TSU, 11-2-02
 Season: 2 seven times, most recently:
 Fletcher Terrell, WU 2005
 Career: 3 Walter Rhone, CMSU, 1969-72
 Alfonso Pugh, TSU 1999-2002
 Delanie Walker, CMSU 2003-04

MISCELLANEOUS

Longest Field Goal

All Games:61 Mike Wood, SEMSU vs. LU, 11-15-75

Longest Punt

All Games:88 Mike Miletich, TSU vs. CMSU, 10-22-88

Longest Pass Completion

Reg. Sea.: 98 M. Cook to R. Smith, MSSU vs. MWSU,
 9-28-91
 C. Lowe to D. Sepanski, SBU vs. PSU,
 11-3-01

All Games:99 D. Gile to T. Devoe, CMSU vs. UM-Duluth,
 12-1-01

Longest Rushing Play

All Games: 98 Xavier Omon,
 NWMSU vs. Grand Valley (Mich.) State, 12-8-07

Longest Interception Return

All Games: 100 Bruce Johnson, LU vs. UMR, 11-23-72
 Travis Lee, ESU vs. Central Oklahoma, 9-8-07

Longest Punt Return

All Games: 97 Frank Ricchi, UMR vs. NWMSU, 1949

Longest Kickoff Return

All Games: 100 14 times, most recently:
 Cary Williams, WU vs. MSSU, 10-6-07

Longest Fumble Return

All Games: 100 Robert Spinks, MSSU vs. TSU, 10-2-04

SINGLE-GAME RUSHING

AG Player	Yds.	Att.	Avg.	TDs
1. Ronald Moore, PSU vs. Portland (Ore.) St., 12-5-92	379	37	10.2	5
2. Brian Shay, ESU vs. WU, 10-5-96	361	39	9.8	5
3. Albert Bland, MSSU vs. WU, 10-29-94	321	32	10.0	5
4. Tyler Paul, ESU vs. TSU, 10-4-03	311	34	9.1	2
5. Germaine Race, PSU vs. UCM, 11-11-06	309	49	6.3	4
Xavier Omon, NWMSU vs. Chadron State, 12-1-07	309	37	8.4	3

SINGLE-SEASON RUSHING

Player, School, Yr.	Yds.	Att.	Avg.	TD
1. Ronald Moore, PSU 1992	2585	356	7.3	39
2. Xavier Omon, NWMSU 2007	2337	370	6.3	37
3. Brian Shay, ESU 1998	2265	293	7.7	29
4. Germaine Race, PSU 2004	2213	247	9.0	26
5. Jarrett Anderson, TSU 1996	2140	321	6.7	27
6. Brian Shay, ESU 1996	2103	342	6.1	18
7. Brian Shay, ESU 1997	1912	269	7.1	29
8. Germaine Race, PSU 2005	1846	239	7.7	33
9. Jeremiah White, MWSU 2005	1801	296	6.1	11
10. Tyler Paul, ESU 2003	1730	345	5.0	12

CAREER RUSHING

Player, School, Yrs.	Yds.	Att.	Avg.	TD
1. Xavier Omon, NWMSU 04-07	7073	1272	5.6	90
2. Germaine Race, PSU 03-06	6985	941	7.4	107
3. Brian Shay, ESU 95-98	6958	1007	6.9	81
4. Jarrett Anderson, TSU 93-96	6313	1015	6.2	70
5. Ronald Moore, PSU 89-92	5776	869	6.6	74
6. Darren Dawson, PSU 89-91	4565	667	6.8	61
7. Dale Mills, TSU 57-60	4502	751	6.0	61
8. Neal Philpot, PSU 01-04	4337	827	5.2	55
9. Chad Guthrie, TSU 89-92	4146	800	5.2	38
10. Kegan Coleman, UCM 01-04	3995	688	5.8	58

SINGLE-GAME PASSING

RS AG Player	Yds.	Att.-C.	Pct.	TDs
1. Matt Ticich, TSU vs. Upper Iowa, 9-8-07	493	43-29	67.4	4
2. Jake Czeschin, TSU vs. NWMSU, 10-23-04	479	60-35	58.3	4
3. John McMenamin, NWMSU vs. UCM, 10-27-01	473	55-33	60.0	3
Evan Gray, UMR vs. MWSU, 11-15-03	473	76-47	61.8	2
5. Pete Jelovic, ESU vs. TSU, 11-4-95	471	58-39	67.2	4

MIAA RECORDS

SINGLE-SEASON PASSING

Player, School, Yr.	Yds.	Att.-C.	Pct.	TD
1. C. Greisen, NWMSU 1998	4076	451-280	62.1	38
2. C. Hegg, TSU 1985	3782	503-284	56.5	32
3. J. Lamberson, NW 2005	3766	486-324	66.7	33
4. J. McMenamain, NWMSU 2002	3534	3491-2966	60.3	28
5. N. Emert, MSSU 2004	3406	485-302	62.3	23
6. J. Mathews, NWMSU 2006	3336	381-251	65.9	23
7. T. Miles, NWMSU 1999	3129	423-234	55.3	27
8. T. Hatfield, ESU 2004	3068	439-246	56.0	22
9. A. Majors, PSU 2005	3065	346-198	57.2	20
10. J. Czeschin, TSU 2004	3001	467-287	61.5	21

CAREER PASSING

Player, School, Yrs.	Yds.	Att.-C.	Pct.	TD
1. Kasey Waterman, MWSU 1998-2001	10,025	1304-730	56.0	98
2. Eric Howe, TSU 1998-2001	9097	1203-687	57.1	70
3. Chris Greisen, NWMSU 1995-98	7446	843-500	59.3	66
4. Josh Lamberson, NWMSU 2002-05	7365	873-575	65.8	65
5. Paul Kaiser, UCM 1993-95, 1997	7233	982-513	52.2	58
6. Adam Hinspeter, MSSU 2005-present	7173	1047-675	64.5	48
7. Jordan Brill, WU 2004-07	7041	807-446	55.3	57
8. Matt Cook, MSSU 1989-93*	6830	852-422	49.5	64
9. Tad Hatfield, ESU 2001-04	6697	990-523	52.8	46
10. Jeff Frost, TSU 1987-90	6676	1051-495	47.1	50

SINGLE-GAME RECEIVING

RS	AG Player	Yds.	Rec.	Avg.	TD
1.	1. Rod Smith, MSSU vs. SBU, 10-19-91	254	8	31.8	3
2.	2. Mike Berentes, TSU vs. SMSU, 11-7-70	248	10	24.8	2
3.	3. Terren Adams, MWSU vs. WU, 11-16-91	238	11	21.6	3
4.	4. Sam Sissom, WU vs. Colo. Mines, 8-27-05	231	7	33.0	3
5.	5. Eddie Coates, CMSU vs. E. Illinois, 10-4-69	228	10	22.8	1
	Tom Newlin, SBU vs. UMR, 10-8-88	228	11	20.7	1

SINGLE-SEASON RECEIVING

Player, School, Yr.	Yds.	Rec.	Avg.	TDs
1. Ronnie West, PSU 1991	1495	74	20.2	14
2. Rod Smith, MSSU 1991	1439	60	24.0	15
3. Steve Hansley, NWMSU 1984	1343	67	20.0	11
4. Tony Miles, NWMSU 1998	1306	85	15.4	16
5. Andre Rector, NWMSU 2005	1297	97	13.4	11
6. Lester McCoy, ESU 1999	1277	84	15.2	16
7. Nick Smart, SBU 2007	1263	143	8.8	9
8. Jamaica Rector, NWMSU 2002	1242	78	15.9	6
9. Terren Adams, MWSU 1991	1232	61	20.2	12
10. Jamaica Rector, NWMSU 2004	1203	87	13.8	15

CAREER RECEIVING

Player, School, Yrs.	Yds.	Rec.	Avg.	TDs
1. Jamaica Rector, NW 2001-04	4497	289	15.6	38
2. Tony Miles, NW 1997-2000	3890	235	16.6	37
3. Andrew Blakley, TSU 1999-2002	3458	300	11.5	22
4. Sam Sissom, WU 2002-06*	3288	191	17.2	40
5. Lester McCoy, ESU 1997-2000	3234	193	16.8	33
6. Steve Hansley, NWMSU 1983-85	3118	196	15.9	26
7. Michael Dritlein, WU 1992-95	3103	170	18.3	18
8. Andre Rector, NWMSU 2002-05	3049	213	14.3	18
9. Rod Smith, MSSU 1989-93	2961	151	19.6	34
10. Nick Smart, SBU 2004-07	2946	285	10.3	22

SINGLE-GAME TOTAL OFFENSE

RS	AG Player	Pass	Rush	Total
1.	Josh Chapman, MSSU vs. WU, 9-28-02	533	337	196
2.	Matt Ticich, TSU vs. Upper Iowa, 9-8-07	516	493	23
3.	Josh Chapman, MSSU vs. UMR, 11-16-02	492	246	246
4.	Brandon Landry, UMR vs. Colorado Mines, 9-4-04	485	449	36
5.	John McMenamain, NWMSU vs. UCM, 10-27-01	475	473	2

SINGLE-SEASON TOTAL OFFENSE

Player, School, Yr.	Total	Pass	Rush
1. Chris Greisen, NW 1998	4151	4076	75
2. Andy Majors, PSU 2005	4028	3065	963
3. Chris Hegg, TSU 1985	3782	3741	41
4. Josh Lamberson, NW 2005	3748	3766	-18
5. Nathan Emert, MSSU 2004	3514	3406	108
6. Dusty Burk, TSU 2002	3441	2621	820
7. John McMenamain, NW 2002	3423	3583	160
8. Josh Chapman, MSSU 2002	3408	2398	1010
9. Josh Mathews, NW 2006	3273	3336	-63
10. Neal Philpot, PSU 2004	3223	1825	1398

CAREER TOTAL OFFENSE

Player, School, Yr.	Total	Pass	Rush
1. Neal Philpot, PSU 2001-04	10,168	5831	4337
2. K. Waterman, MWSU '98-01	10,056	10,025	31
3. Eric Howe, TSU 1998-2001	9040	9097	-57
4. J. Chapman, MSSU 99-02	8801	5568	3233
5. T. Schuerman, WU 00-04*	8315	6525	1790
6. J. Lamberson, NWM 02-05	8064	7365	699
7. Andy Majors, PSU 2002-05	7867	5531	2336
8. Robert Clardy, SBU 03-06	7596	5405	2191
9. C. Greisen, NWMSU 95-98	7563	7446	117
10. P. Kaiser, UCM 93-95, '97	7553	7233	320

*= career includes medical hardship season

SINGLE-GAME SCORING

AG Player	Points
1. 1. Brian Shay, ESU vs. UMR, 11-8-97	46
2. 2. Louis Stark, SMSU vs. SBU, 9-24-27	37
3. 3. Jarrett Anderson, TSU vs. ESU, 11-9-96	36
4. 4. Dale Mills, TSU vs. UMR, 11-12-60	34
5. 5. Brian Shay, ESU vs. WU, 10-5-96	32
—5. Ronald Moore, PSU vs. NDSU, 11-28-92	32
—5. Ronald Moore, PSU vs. Port. St., 12-5-92	32

SINGLE-SEASON SCORING

Player, School, Yr.	Points
1. Ronald Moore, PSU 1992	254
2. Xavier Omon, NWMSU 2007	228
3. Brian Shay, ESU 1997	198
Germaine Race, PSU 2005	198
5. Brian Shay, ESU 1998	176
6. Jarrett Anderson, TSU 1996	168
7. Germaine Race, PSU 2004	164
8. David Jansen, NWMSU 1999	144
David Purnell, NWMSU 1999	144
Kegan Coleman, UCM 2002	144

CAREER SCORING

Player, School, Yrs.	Points
1. Germaine Race, PSU 2003-06	634
2. Xavier Omon, NWMSU 2004-07	590
3. Brian Shay, ESU, 1995-98	544
4. Ronald Moore, PSU 1989-92	480
5. Jarrett Anderson, TSU 1993-96	446
6. Dale Mills, TSU 1957-60	407
7. Nathan Alleman, PSU 2003-06†	401
8. David Purnell, NWMSU 1996-99	400
9. Kegan Coleman, UCM 2001-04	384
10. Darren Dawson, PSU 1989-91	366

†= Top Career Kick Scorer

HORNET FOOTBALL

OFFENSIVE (Team Highs)

HIGH	LOW
Points: 77 vs. UMR (97)	0 vs. PSU (07)
	0 vs. PSU (00)
	0 vs. NWMSU (05)
Points in a Qtr: 32 vs. UMR (97)	0 (several)
Points in a Half: 39 vs. UMR (97)	0 (several)
Rushing Plays: 70 vs. SBU (96)	16 vs. FHSU (95)
Yards Rushing: 471 vs. UMR (00)	-40 vs. CMSU (94)
Pass Attempts: 76 vs. FHSU (95)	11 vs. UMR (94)
Passes Comp.: 39 vs. NWMSU (95)	3 vs. PSU (00)
Passes intercepted: 6 vs. PSU (94)	0 (several)
Yards Passing: 514 vs. UMR (95)	29 at UCO (07)
Total Yards: 703 vs. UMR (97)	67 at UCO (07)
Off. Plays: 101 vs. NWMSU (97)	47 vs. UMR (94)
First Downs: 35 vs. NWMSU (92)	6 vs. UMR (94)
Fumbles: 6 vs. NWMSU (94)	0 (several)
Fumbles Lost: 4 vs. MWSC (91)	0 (several)

DEFENSIVE (Team Highs)

Points 72 vs. PSU (04)	0 (several)
Points in Qtr: 35 vs. PSU (96)	0 (several)
Points in a Half 42 vs. PSU (96)	0 (several)
Run Plays: 70 vs. NWMSU (92)	18 vs. SBU (06)
Yds. Rushing: 627 vs. NWMSU (92)	19 vs. UMR (04)
Pass Attempts: 52 vs. TSU (00)	5 vs. PSU (00)
	52 vs. MSSU (04)
Passes Complete: 35 vs. UMR (04)	1 vs. MSSU (00)
Passes intercepted: 6 vs. SBU (94)	0 (several)
Yards Passing: 460 vs. MSSU (04)	8 vs. MSSU (00)
Total Yards: 796 vs. NWMSU (92)	89 vs. CMSU (99)
Offensive Plays: 97 vs. MSSU (01)	46 vs. MSSU (00)
First Downs: 33 vs. NWMSU (04)	5 at OPSU (06)
Fumbles: 7 vs. UMR (94)	0 (several)
	7 vs. PSU (04)
Fumbles Lost: 4 vs. NWMSU (92)	0 (several)
	4 at OPSU (06)
Safeties: 3 vs. CMSU (99)	0 (several)

Individual Bests

Longest run from scrimmage (TD) . . .	90, John Davis vs. WU (93)
Longest run from scrimmage (no score)	78, Shay vs. WU (95)
Longest pass (TD)	96, Ponder/Pobolish vs. UMR (95)
Longest pass (no score)	74, Ponder/Guberman vs. FHSU (95)
Longest punt return (TD)	75, J. Kennedy vs. TSU (01)
Longest kickoff return.	100, R. Johnson vs. CMSU (99)
	100, Cowins vs. SBU (92)
Longest interception return (TD)	100, Travis Lee at UCO (07)
Longest fumble return (TD)	79, Clemons vs. CMSU (97)
Longest field goal. . .	51, J. Gray at MWSC (04), vs. PSU (02 & 03)
Longest punt	80, Torres vs. FHSU (06)
Most rushing attempts	47, Shay vs. CMSU (96)
Most passing attempts	66, Ponder vs. FHSU (95)
Most completions.	39, Jelovic vs. TSU (95)
Most interceptions thrown	6, Ponder vs. PSU (94)
Most receptions	21, Vito vs. TSU (95)
Most total offensive attempts.	76, Ponder vs. FHSU (95)
Most rushing yards.	361, Shay vs. WU (96)
Most receiving yards	227, Vito vs. TSU (95)
Most passing yards.	471, Jelovic vs. TSU (95)
Most yards total offense.	457, West vs. NWMSU (92)
Most all-purpose yards	469, Shay vs. WU (97)
Most points scored.	46, Shay vs. UMR (97)
Most rushing TDs	7, Shay vs. UMR (97)
Most passing TDs	5, Hatfield vs. MSSU (04)
	5, Jelovic vs. FHSU (97)
Most receiving TDs	3, (7x) most recent Hulings vs. PSU (06)
Most field goals	4, J. Gray at MWSC (04)
Most field goal attempts.	4, (Several)
	Most recent-Johnny Torres at TSU (07)
Most PAT'S	9, Edwards vs. OPSU (06)
	9, Matsakis vs. MSSU (98)
Most PAT Att.	9, Edwards vs. OPSU (06)
	9, Matsakis vs. MSSU (98)

Most punts	10, Hunt vs. CMSU/MWSC (92)
Most Blocked Kicks	2 (3x) last Richter & Stribling vs. MWSU (06)
Most tackles	24, McBride vs. MSSU (97)
Most solo tackles	19, McBride vs. MSSU (97)
Most INT	2 (Several) Most Recent Howard vs. SBU (07)
Most sacks . . .	4, Cook vs. TSU (95), 4, Clemons vs. NWMSU (97)
Longest scoring drive.	99 yards at Winona State (05), vs. UMR (95)
Most plays in a scoring drive.	19 vs. NWMSU (96)
Most time consumed in a drive	9:31 vs. NWMSU (96)

ENTERING 2008 THE LAST TIME ESU

shut out an opponent	86 games ago, MSSU, 24-0 (00)
was shut out	1 game ago, at PSU, 0-62 (07)
was held without a TD	1 game ago, at PSU, 0-62 (07)
was held without an offensive TD	1 game ago, at PSU, 0-62 (07)
lost a regular season non-conference game	vs WSU, 21-18 (06)
lost a regular season non-conference road game	at WSU 40-21 (05)
lost a regular season non-conference home game	WSU, 21-18 (06)
lost a regular season non-conference road game	at WSU 40-21 (05)
had one or fewer penalties	TSU (1 for 5 yds), (94)
had a QB rush for 100 yards	K. Copeland vs. ECU, 116 yds (01)
had a player rush for 200 yards	Tyler Paul vs. UMR 201 yds (03)
had a player rush for 300 yards	Tyler Paul at TSU, 311 yds (03)
had a player pass for 300 yards.	Ben Purkeypile at UCM, 311 (06)
had a player pass for 400 yds	Tad Hatfield vs. MSSU, 460 yds (04)
had a player catch 3 TD	Ryan Hulings vs PSU (06)
had a player throw 4 TD	Justin Whitworth vs. PSU (06)
had a player throw 5 TD	Tad Hatfield vs. MSSU (04)
had a player rush for 3 TD	EiRay Henry vs. PSU (06)
rallied from 4th quarter deficit 9 games ago at ESU 35, SBU 28 (07)	
lost a game w/4th qtr lead 3 games ago, at TSU 33, ESU 30 OT (07)	
blocked a field goal	Brandon Stribling at MWSU (06)
blocked a PAT	Matt Demicoli at FHSU (07)
scored at defensive PAT	Travis Lee at FHSU (07)
blocked a punt	Brandon Stribling at MWSU (06)

ESU RECORDS

HORNET SINGLE SEASON 1,000 YARD RUSHERS

Year	Player	Yards	Carries/Avg.
1998	Brian Shay	2,265	293/7.70
1996	Brian Shay	2,103	342/6.10
1997	Brian Shay	1,912	269/7.40
2003	Tyler Paul	1,730	345/5.00
1987	Aubrey Dunlap	1,587	313/5.10
1991	Quincy Tillmon	1,544	259/6.00
2002	Tyler Paul	1,435	305/4.70
2000	DeAngelo Evans	1,246	203/6.14
1992	Quincy Tillmon	1,219	240/5.08
1988	Aubrey Dunlap	1,162	244/4.80
1973	Abe Welcher	1,157	182/6.36
1986	David Tryon	1,144	178/6.40
1985	David Tryon	1,114	200/5.60
1989	Alvester Bobby	1,071	193/5.60
1979	Greg Zickefoose	1,033	222/4.65
1949	Chet Hayden	1,017	97/10.50
1972	Abe Welcher	1,000	215/4.65

HORNET SINGLE SEASON 1,000 YARD RECEIVERS

Year	Player	Yards	Rec./TDs
1968	Bruce Cerone	1,479	91/15
1969	Bruce Cerone	1,315	77/13
1999	Lester McCoy	1,277	84/16
2004	J.J. Richard	1,166	97/14

HORNET SINGLE SEASON 2,000 YARD PASSERS

Year	Player	Yards	Att-Comp-TD
2004	Tad Hatfield	3,068	439-246-15
1995	Sean Ponder	2,487	413-198-19
1997	Pete Jelovic	2,422	276-178-15
2003	Tad Hatfield	2,384	357-186-17
1996	Pete Jelovic	2,127	291-160-17
1998	Trent Fuller	2,114	265-155-14
1999	Joe Jacobs	2,071	263-151-25

ESU ALL-TIME COACHING RECORDS

Name	W	L	T	.Pct.	Years
Fran Welch	115	82	15	.578	1928-42, 46-54
Larry Kramer	71	54	0	.568	1983-94
Bill Hargiss	61	23	11	.698	1914-17, 20-27
Dave Wiemers	35	32	0	.522	2001-2006
Manny Matsakis	26	18	0	.591	1995-98
Keith Caywood	25	79	5	.252	1955-66
Paul Samson	16	16	0	.500	1904-06, 08
Bud Elliott	17	11	1	.583	1971-73
Fred Honhart	13	8	2	.609	1909-11
Jerry Kill	11	11	0	.500	1999-2000
Bob Seaman	10	30	0	.333	1979-82
George Crispin	9	9	0	.500	1912-13
Dave Hoover	9	40	0	.184	1974-78
Horace Botsford	7	10	3	.425	1902-03
Jim Lance	7	11	0	.389	1969-70
Ron Blaylock	6	11	2	.316	1967-68
John Lamb	5	3	1	.611	1900
Garin Higgins	3	8	0	.272	2007-pres
H.D. McChesney	2	2	0	.500	1918
Fred Williams	2	6	1	.278	1901
George McLaren	1	5	2	.250	1919
Owen Samuels	1	6	0	.142	1907
No Coach	3	7	0	.300	1893-99
Totals	451	474	43	.497	1893-1942, 1946-

Career Rushing Leaders

1	Brian Shay	6,958	1995-98
2	Quincy Tillmon	4,141	1990-94
3	Tyler Paul	3,798	2000-03
4	David Tryon	3,593	1983-86
5	Abe Welcher	3,198	1972-74

Career Receiving Leaders (Catches)

1	Jarett Vito	226	1995-98
2	Chet Pobolish	193	1995-98
3	Lester McCoy	191	1997-00
4	J.J. Richard	187	2002-05
5	Bruce Cerone	168	1968-69

Career Receiving Leaders (Yards)

1	Lester McCoy	3,213	1997-00
2	Bruce Cerone	2,794	1968-69
3	J.J. Richard	2,716	2002-05
4	Jarett Vito	2,608	1995-98
5	Chet Pobolish	2,595	1995-98

Career Passing Leaders (Yds)

1	Tad Hatfield	6,697	2001-04
2	Pete Jelovic	5,970	1995-97
3	Sean Ponder	4,019	1994-95
4	Bob Janesko	3,588	1968-70
5	Kelton Copeland	3,163	1999-02

Career All-Purpose Yards (since 1975)

1	Brian Shay	9,301	1995-98
2	Greg Zickefoose	5,571	1976-79
3	Chet Pobolish	4,655	1995-98
4	Quincy Tillmon	4,576	1990-94
5	David Tryon	4,501	1983-86

Career Total Offense (since 1976)

1	Brian Shay	6,958	1995-98
2	Tad Hatfield	6,584	2001-04
3	Pete Jelovic	5,669	1995-97
4	Kelton Copeland	4,352	1999-02
5	Quincy Tillmon	4,141	1990-94

Career Tackles (since 1978)

1	Matt Koehler	413	1986-90
2	Gerard Clemons	378	1996-99
3	Dennis Ford	358	1983-86
4	Dontaye McCoy	341	1999-02
5	Bart Kuhlman	333	1978-81



J.J. Richard is in the top five in career receptions and receiving yards at ESU.



Tad Hatfield is the Hornets' career leader in passing yards and touchdown passes.

MISCELLANEOUS RECORDS

Consecutive wins	14	1926-27
Consecutive losses	19	1975-77
Most wins in a season	10	1989
Most wins in a regular season	9	1998 & 2003
Widest margin of victory	134	134-0 vs. Friends, 1912
Widest margin of defeat	77	0-77 vs. Colorado State, 1967
Most ties in a season	3	1903 and 1930

TEAM SINGLE SEASON RECORDS (since 1979)

Total Points	465 points (42.3 ppg)	1997
Total Rushing Yards	3,324 yards (255.7 ypg)	1989
Total Passing Yards	3,862 yards (351.1 ypg)	1995
Total Offensive Yards	5,846 yards (531.5 ypg)	1997

HORNET FOOTBALL

Most Points

Game . . . Brian Shay . . . 46 . . . vs UMR 1997
 Season Brian Shay . . . 198 . . . 1997
 Career . . . Brian Shay . . . 544 . . . 1995-98

Most Touchdowns Rushing

Game . . . Brian Shay . . . 5 . . . vs WU 1996
 Season Brian Shay . . . 29 . . . 1997 and 1998
 Career . . . Brian Shay . . . 81 . . . 1995-98

Total Offense (since 1976)

Game . . . Mike Burch . . . 563 . . . vs WU 1988
 Season Tad Hatfield . . . 2943 . . . 2004
 Career . . . Brian Shay . . . 6958 . . . 1995-98

Rushing Yards

Game . . . Brian Shay . . . 361 . . . vs WU 1996
 Season Brian Shay . . . 2265 . . . 1998
 Career . . . Brian Shay . . . 6958 . . . 1995-98

All-Purpose Yards

Game . . . Brian Shay . . . 469 . . . vs WU 1997
 Season Brian Shay . . . 2819 . . . 1998
 Career . . . Brian Shay . . . 9301 . . . 1995-98

Passing Yards

Game . . . Bob Janesko . . . 473 . . . vs PSU 1969
 Season Tad Hatfield . . . 3068 . . . 2004
 Career . . . Tad Hatfield . . . 6697 . . . 2001-04

Passing Completions

Game . . . Pete Jelovic . . . 39 . . . vs TSU 1995
 Season Tad Hatfield . . . 246 . . . 2004
 Career . . . Tad Hatfield . . . 523 . . . 2001-04

Passing Attempts

Game . . . Sean Ponder . . . 66 . . . vs FHSU 1995
 Season Tad Hatfield . . . 439 . . . 2004
 Career . . . Tad Hatfield . . . 990 . . . 2001-04

Touchdown Passes

Game . . . Tad Hatfield . . . 5 . . . vs. MSSU 2004
 Pete Jelovic . . . 5 . . . vs FHSU 1997
 Bob Leahy . . . 5 . . . vs CMSU 1969
 Bob Janesko . . . 5 . . . vs Peru St. 1969
 Season Joe Jacobs . . . 25 . . . 1999
 Career . . . Tad Hatfield . . . 46 . . . 2001-04

Kickoff Returns for a TD

Season Gerard Clemons . . . 2 . . . 1998

Receiving Yards

Game . . . Bruce Cerone . . . 296 . . . vs Wash 1968
 Season Bruce Cerone . . . 1479 . . . 1968
 Career . . . Lester McCoy . . . 3213 . . . 1997-00

Pass Catches

Game . . . Jarett Vito . . . 21 . . . vs TSU 1995
 Season J.J. Richard . . . 97 . . . 2004
 Career . . . Jarett Vito . . . 226 . . . 1995-98

Touchdown Receptions

Game . . . Bruce Cerone . . . 5 . . . vs CMSU 1968
 Season Lester McCoy . . . 16 . . . 1999
 Career . . . Lester McCoy . . . 33 . . . 1997-00

Pass Interceptions

Game . . . Dick Williams . . . 4 . . . vs PSU 1958
 Season Kelly Nusser . . . 9 . . . 1983
 Career . . . Kelly Nusser . . . 14 . . . 1980-83

Two-Point Conversions

Game . . . Several . . . 2
 Season Jarett Vito . . . 4 . . . 1995/1997
 Brian Shay . . . 4 . . . 1996
 Career . . . Jarett Vito . . . 10 . . . 1995-98

Extra Points

Game . . . Elias Matsakis . . . 9 . . . vs MSSU 1998
 Season Elias Matsakis . . . 47 . . . 1998
 Consec. Adam Hunt . . . 51 . . . 1991-92
 Career . . . Adam Hunt . . . 118 . . . 1991-94

Punts

Game . . . Hunt . . . 10 . . . vs CMSU 1992
 Hunt . . . 10 . . . vs MWSC 1992
 Season Pat Cisper . . . 73 . . . 1981
 Career . . . Adam Hunt . . . 164 . . . 1991-94

Punting Average

Season Pat Amon . . . 41.9 . . . 2001
 Career . . . Pat Amon . . . 38.5 . . . 1998-2001

Field Goals

Game . . . Justin Gray . . . 4 . . . vs MWSC 2004
 Season Justin Gray . . . 20 . . . 2004
 Career . . . Justin Gray . . . 58 . . . 2001-04

Tackles

Game . . . Shane McBride . . . 24 . . . vs MSSU 1997
 Season Shane McBride . . . 166 . . . 1997
 Career . . . Matt Koehler . . . 413 . . . 1986-90

LONGEST PLAYS

Run from scrimmage

98-yard TD Bernie Gardenhire
 vs Wayne State 1982

Pass from scrimmage

99-yard TD Bob Janesko
 to Frank Stankiewicz
 vs PSU 1969

Field Goal

51-yard Justin Gray
 vs Pittsburg State 2002 & 2003

Punt Return

75-yard TD Jason Kennedy
 vs Truman 2001
 75-Yard TD Bob Shepler
 vs Drake 1948

Kickoff Return

100-yard TD Ryan Johnson
 vs CMSU 1999
 100-yard TD Anthony Cowins
 vs SBU 1992
 100-yard TD Keith Caywood
 vs Swstrn 1940

Interception Return

99-yard TD Travis Lee
 Central Oklahoma

Punt

97-yards Jim Hurst
 vs CMSU 1964

Fumble Recovery

79-yard TD Gerard Clemons
 vs CMSU 1997

CAPACITY CROWDS AT EMPORIA STATE

1973 . . . 10000 . . . vs Northern Colorado
 1998 . . . 9200 . . . vs Pittsburg State
 1969 . . . 9000 . . . vs Pittsburg State
 1987 . . . 8064 . . . vs Pittsburg State
 1926 . . . 8000 . . . vs College of Emporia
 1992 . . . 7640 . . . vs Pittsburg State
 2000 . . . 7305 . . . vs Ft. Hays State
 1979 . . . 7000 . . . vs Missouri Western
 1980 . . . 7000 . . . vs Missouri Southern

HORNETS IN NATIONAL ALL-STAR GAMES

2004 . . . Chris Peoples Cactus Bowl
 2003 . . . Tyler Paul . . . Cactus Bowl - Off. MVP
 2002 . . . Dontaye McCoy Cactus Bowl
 2001 . . . Jason Ferguson Cactus Bowl
 2000 . . . Lester McCoy Cactus Bowl
 DeAngelo Evans Cactus Bowl
 1999 . . . Joe Jacobs Snow Bowl
 1998 . . . Cris Pritchard Snow Bowl
 Brian Shay . . . Senior Bowl/Blue-Gray
 1997 . . . Pete Jelovic Snow Bowl
 1994 . . . Adam Hunt Snow Bowl
 1993 . . . Kenny Miller Snow Bowl
 1974 . . . Mike Denimarck Shrine Bowl
 1969 . . . Bruce Cerone Shrine Bowl
 1932 . . . Elvin "Mac" McCoy Shrine Bowl



Pat Amon set an ESU record with a 41.9 yard punting average in 2001.



Brian Shay holds 12 MIAA rushing records and graduated as the all-time leading rusher in NCAA Division II history.



Justin Gray holds the Hornet record for Field Goals in a game, season and career.

MISCELLANEOUS RECORDS

Top 10 ESU Single Season Rushing Yards

Year	Player	Yards	C/Av
1. 1998	Brian Shay	2,265	293/7.7
2. 1996	Brian Shay	2,103	342/6.1
3. 1997	Brian Shay	1,912	269/7.4
4. 2003	Tyler Paul	1,730	345/5.0
5. 1987	Aubrey Dunlap	1,587	313/5.1
6. 1991	Quincy Tillmon	1,544	259/6.0
7. 2002	Tyler Paul	1,435	305/4.7
8. 2000	DeAngelo Evans	1,246	203/6.1
9. 1992	Quincy Tillmon	1,219	240/5.1
10. 1988	Aubrey Dunlap	1,162	244/4.8

Top 10 ESU Single Season Passing Yards

Year	Player	Yards	AC-TD
1. 2004	Tad Hatfield	3,068	439-246-22
2. 1995	Sean Ponder	2,487	413-198-19
3. 1997	Pete Jelovic	2,422	276-178-15
4. 2003	Tad Hatfield	2,384	357-186-17
5. 1996	Pete Jelovic	2,127	291-160-17
6. 1998	Trent Fuller	2,114	265-155-14
7. 1999	Joe Jacobs	2,071	263-151-25
8. 1970	Bob Janesko	1,893	279-120-16
9. 1992	Curtis West	1,715	222-114-16
10. 1968	Bob Leahy	1,698	205-117-17

ESU Single Season Receiving Yards

Year	Player	Yards	A/Gm
1. 1968	Bruce Cerone	1,479	164.3
2. 1969	Bruce Cerone	1,315	146.1
3. 1999	Lester McCoy	1,277	116.1
4. 2004	J.J. Richard	1,166	106.7
5. 2000	Lester McCoy	977	88.8

ESU Single Season All-Purpose Yardage Leaders

Player	Yards	Years
1. Brian Shay	2,819	1998
2. Brian Shay	2,738	1996
3. Brian Shay	2,723	1997

4. Tyler Paul	1,780	2003
5. Ryan Johnson	1,770	2002
6. Quincy Tillmon	1,616	1991
6. Ryan Hulings	1,616	2005
8. Aubrey Dunlap	1,593	1987



Brian Shay leads the ESU career total offense list by nearly 400 yards.

ESU Career Rushing Leaders

Player	Yards	Years
1. Brian Shay	6,958	1995-98
2. Quincy Tillmon	4,141	1990-94
3. Tyler Paul	3,798	2000-03
4. David Tryon	3,593	1983-86
5. Abe Welcher	3,198	1972-74

ESU Career Passing Leaders (Yards)

Player	Yards	Years
1. Tad Hatfield	6,697	2001-04
2. Pete Jelovic	5,970	1995-97
3. Sean Ponder	4,019	1994-95
4. Bob Janesko	3,588	1968-70
5. Kelton Copeland	3,163	1999-02

ESU Career Receiving Leaders (Yards)

Player	Yards	Years
1. Lester McCoy	3,213	1997-00
2. Bruce Cerone	2,794	1968-69
3. J.J. Richard	2,716	2002-05
4. Jarett Vito	2,608	1995-98
5. Chet Pobolish	2,595	1995-98

ESU Career Receiving Leaders (Catches)

Player	Catches	Years
1. Jarett Vito	226	1995-98
2. Chet Pobolish	193	1995-98
3. Lester McCoy	191	1997-00
4. J.J. Richard	187	2002-05
5. Bruce Cerone	168	1968-69



Ryan Hulings finished his career third all-time in All-Purpose yards.

ESU Career All-Purpose Yardage Leaders

Player	Yards	Years
1. Brian Shay	9,301	1995-98
2. Greg Zickefoose	5,571	1976-79
3. Ryan Hulings	4,726	2003-06
4. Chet Pobolish	4,655	1995-98
5. Quincy Tillmon	4,576	1990-94
6. David Tryon	4,501	1983-86

ESU Career Total Offense (since 1976)

Player	Yards	Years
1. Brian Shay	6,958	1995-98
3. Tad Hatfield	6,584	2001-04
2. Pete Jelovic	5,669	1995-97
4. Kelton Copeland	4,352	1999-02
5. Quincy Tillmon	4,141	1990-94

YEAR BY YEAR LEADERS



Rick Van Weezel



Troy Maton



Adam Hunt



John Davis



Jerry Bishop



DeAngelo Evans

Rushing Yards (Average/Game)

2007	Seville Ko	681 (61.9)
2006	Seville Ko	798 (72.5)
2005	Seville Ko	559 (62.1)
2004	Lantrez Jones	747 (64.5)
2003	Tyler Paul	1730 (144.2)
2002	Tyler Paul	1435 (119.6)
2001	Shon Wells	588 (58.8)
2000	DeAngelo Evans	1246 (113.3)
1999	Pete Tactikos	451 (45.1)
1998	Brian Shay	2265 (205.9)
1997	Brian Shay	1912 (173.8)
1996	Brian Shay	2103 (191.2)
1995	Brian Shay	678 (61.6)
1994	Quincy Tillmon	598 (99.7)
1993	Rodney Clever	723 (80.3)
1992	Q. Tillmon	1219 (135.4)
1991	Q. Tillmon	1544 (171.6)
1990	Alvester Bobby	914 (130.6)
1989	Alvester Bobby	1508 (116)
1988	Aubrey Dunlap	1162 (105)
1987	Aubrey Dunlap	1587 (144)
1986	David Tryon	1144 (114.4)
1985	David Tryon	1114 (111.4)
1984	David Tryon	694 (69.4)
1983	David Tryon	641 (80.1)
1982	B. Gardenhire	410 (41)
1981	Pat Cisper	440 (44)
1980	Kurt Ream	506 (72.3)
1979	G. Zickefoose	1033 (103.3)
1978	Greg Zickefoose	634
1977	Greg Zickefoose	678
1976	Greg Zickefoose	449
1975	Eric Johnson	470
1973	Abe Welcher	1157
1972	Abe Welcher	954
1968	Charlie Divitto	738

Rushing TDs

2007	Seville Ko	5
2006	El Ray Henry	9
2005	Seville Ko	6
2004	Lantrez Jones	5
2003	Tyler Paul	12
2002	Tyler Paul	11
2001	Shon Wells	6
2000	DeAngelo Evans	12
1999	William Fesseh	3
1998	Brian Shay	29
1997	Brian Shay	29
1996	Brian Shay	18
1995	Brian Shay	5
1994	Quincy Tillmon/Sean Ponder	3
1993	John Davis	7
1992	Quincy Tillmon	11
1991	Quincy Tillmon	17
1990	Quincy Tillmon	6
1989	Alvester Bobby	18
1988	Aubrey Dunlap	12
1987	Aubrey Dunlap	13
1986	David Tryon	11
1985	David Tryon	8
1984	David Tryon	4
1983	David Tryon	7
1982	Pat Cisper	7
1981	Pat Cisper	2
1980	Pete Kriwiel	4
1979	G. Zickefoose	7
1978	Levy/Zickefoose	3
1977	G. Zickefoose	3
1976	Swafford	2
1975	Eric Johnson	4
1973	Abe Welcher	9
1972	Abe Welcher	11
1968	Charlie Divitto	11



David Tryon led ESU in rushing from 1983-86.

Passing Yards (Average/Game)

2007	Andre Sloan El	965 (120.6)
2006	Ben Purkeypille	1525 (138.6)
2005	Justin Whitworth	1670 (167.0)
2004	Tad Hatfield	3068 (278.9)
2003	Tad Hatfield	2384 (198.7)
2002	Tad Hatfield	1242 (124.2)
2001	Kelton Copeland	1005 (100.5)
2000	Kelton Copeland	1352 (122.9)
1999	Joe Jacobs	2071 (188.3)
1998	Trent Fuller	2114 (192.2)
1997	Pete Jelovic	2422 (220.2)
1996	Pete Jelovic	2127 (193.4)
1995	Sean Ponder	2441 (221.9)
1994	Sean Ponder	1578 (157.8)
1993	Tori Allen	385 (64.2)
1992	Curtis West	1715 (245)
1991	Curtis West	1386 (154)
1990	Tony Phillips	940 (94)
1989	Mike Burch	1123 (112.3)
1988	Mike Burch	1306 (118.7)
1987	Preston Pearson	1235 (112.3)
1986	Randy Becnel	927 (103)
1985	Bob Lee	648 (81)
1984	Preston Pearson	527 (87.8)
1983	Bryan Ferguson	694 (77.1)
1982	Pat Cisper	974 (97.4)
1981	Pat Cisper	773 (77.3)
1980	Pete Kriwiel	813 (90.3)
1979	Pete Kriwiel	205 (20.5)
1978	Kyle Sanders	614
1977	Bob Ginavan	436
1976	Kyle Sanders	493
1975	Steve Hamilton	1182
1973	Mike White	250
1972	Mike White	858
1969	Bob Janesko	1893
1968	Bob Leahy	1698

TD Passes

2007	Andre Sloan El	4
2006	Ben Purkeypille	17
2005	Justin Whitworth	13
2004	Tad Hatfield	22
2003	Tad Hatfield	17
2002	Tad Hatfield	7
2001	Kelton Copeland	5
2000	Kelton Copeland	16
1999	Joe Jacobs	25
1998	Trent Fuller	14

1997	Pete Jelovic	15
1996	Pete Jelovic	17
1995	Sean Ponder	19
1994	Sean Ponder	16
1993	Torii Allen	3
1992	Curtis West	16
1991	Curtis West	12
1990	Tony Phillips	7
1989	Mike Burch	9
1988	Mike Burch	17
1987	Preston Pearson	11
1986	Randy Becnel	8
1985	Preston Pearson	6
1984	Preston Pearson	4
1983	Bryan Ferguson	3
1982	Pat Cisper	5
1981	Pat Cisper	7
1980	Pete Kriwiel	3
1979	Pete Kriwiel	4
1978	Ray Hanson	4
1977	Bob Ginavan	4
1976	Kyle Sanders	4
1975	Steve Hamilton	2
1973	Mike White	3
1972	Mike White	2
1969	Bob Janesko	16
1968	Bob Leahy	17

Receptions

2007	Sean Partridge	27
2006	Ryan Hulings	38
2005	J.J. Richard	40
2004	J.J. Richard	97
2003	Andre Day	56
2002	Ryan Johnson	38
2001	Ryan Johnson	30
2000	Lester McCoy	52
1999	Lester McCoy	84
1998	Chet Pobilish	54
1997	Pobilish/Vito	46
1996	Troy Maton	46
1995	Jarett Vito	94
1994	Shane Meyer	46
1993	Chris Arndt	18
1992	Wade LeDuc	41
1991	Wade LeDuc	58
1990	Dexter Knight	23
1989	Arnie Burcham	35
1988	Terry White	40
1987	Darren Johnson	63
1986	Darren Johnson	32
1985	Rick Remsberg	22
1984	David Tryon	23
1983	Troy Johnson	23
1982	Monty Smith	18
1981	Jeff Rettinger	29
1980	Lamonica/Rettinger	15
1979	Brian Verbanic	8
1978	Greg Zickefoose	19
1977	Dan Baker	20
1976	William Mustin	19
1975	Tyron Gray	32
1973	John Connell	7
1972	John Connell	23
1969	Bruce Cerone	77
1968	Bruce Cerone	91

Receiving Yards (Average/Game)

2007	Sean Partridge	385 (38.5)
2006	Ryan Hulings	523 (47.5)
2005	J.J. Richard	712 (71.2)
2004	J.J. Richard	1166 (106.0)
2003	J.J. Richard	726 (60.5)
2002	Ryan Johnson	846 (70.5)
2001	Ryan Johnson	493 (44.8)

YEAR BY YEAR LEADERS

2000	Lester McCoy	977 (88.8)
1999	Lester McCoy	1277 (116.1)
1998	Lester McCoy	788 (71.6)
1997	Troy Maton	722 (120.3)
1996	Troy Maton	652 (59.3)
1995	Derek Woods	966 (96.6)
1994	Shane Meyer	563 (56.3)
1993	Chris Arndt	228 (28.5)
1992	Wade LeDuc	575 (57.5)
1991	Wade LeDuc	773 (77.3)
1990	Dexter Knight	258 (11.2)
1989	Arnie Burcham	495 (41.3)
1988	Terry White	622 (56.5)
1987	Darren Johnson	686 (62.4)
1986	Darren Johnson	483 (48.3)
1985	Michael Myers	465 (46.5)
1984	David Tryon	373 (37.3)
1983	Troy Johnson	471 (52.3)
1982	Monty Smith	244 (30.5)
1981	Jeff Rettinger	449 (44.9)
1980	Paul Lamonaca	239 (26.6)
1979	Brian Verbanic	147 (14.7)
1978	Mike Easter	284 (28.4)
1977	Dan Baker	391 (43.4)
1976	Mike Easter	199 (22.1)
1975	Tyron Gray	652 (108.7)
1973	Larry Voorhees	113
1972	John Connell	350
1969	Bruce Cerone	1315
1968	Bruce Cerone	1479

Receiving Touchdowns

2007	S.Partridge/M.Fulton/P.Nichols	2
2006	Ryan Hulings/Jermaine Barnett	6
2005	J.J. Richard	8
2004	J.J. Richard	14
2003	Andre Day	7
2002	Ryan Johnson	5
2001	Dan Williams	3
2000	Lester McCoy	10
1999	Lester McCoy	16
1998	Jarett Vito	8
1997	Jarett Vito	7
1996	Troy Maton	5
1995	Derek Woods	8
1994	Shane Meyer	5
1993	J. Davis/D. Frank/R. Clever	1
1992	Wade LeDuc/Anthony Cowins	5
1991	Anthony Cowins	7
1990	LeDuc/Bantz/Van Weezel	2
1989	Arnie Burcham	7



J.J. Richard lead the Hornets in receiving from 2003-2005, including 1166 yards in '04.

1988	White/Strickland	7
1987	Darren Johnson	6
1986	Michael Myers	4
1985	Michael Myers	4
1984	Tryon/Kelly	2
1983	Troy Johnson	3
1982	Gardenhire/Pridey	2
1981	Jeff Rettinger	2
1980	Paul Lamonaca	2
1979	Three	1
1978	Cochran/Dallas	2
1977	Clay Parenti	4
1976	Mustin/Zickefoose	1
1975	T. Gray/D'Aries	2
1973	Connell/Voorhees	2
1972	John Connell	3
1969	Bruce Cerone	13
1968	Bruce Cerone	15

Field Goals (Attempts)

2007	Johnny Torres	2 (6)
2006	Jeff Edwards	9 (16)
2005	Jeff Edwards	6 (11)
2004	Justin Gray	20 (26)
2003	Justin Gray	16 (24)
2002	Justin Gray	11 (25)
2001	Justin Gray	11 (14)
2000	Rob Contreras	7 (11)
1999	Rob Contreras	5 (10)
1998	Elias Matsakis	4 (6)
1997	Jim Stewart	4 (7)
1996	Jim Stewart	5 (10)
1995	Scott Bauer	4 (6)
1994	Adam Hunt	5 (8)
1993	Adam Hunt	5 (8)
1992	Adam Hunt	5 (5)
1991	Adam Hunt	3 (7)
1990	Rick VanWeezel	6 (6)
1989	Mike Robertson	7 (12)
1988	Mike Robertson	10 (14)
1987	Robertson/VanWeezel	1 (2)
	Bliss	1 (3)
1986	Eric Bliss	8 (11)
1985	Mike Boumann	5 (8)
1984	Reggie Jones	2 (8)
1983	Martin	1 (3)
1982	Kamran Kotobi	1 (2)
1981	Alan Cress	3 (7)
1980	Dave Winter	1 (2)
	P.Cisper	1(1)
	B.Kuhlman	1 (7)
1979	Steve Groves	1 (5)
1978	Joe Pipoli	3
1977	Joe Pipoli	4
1975	Joe Pipoli	2 (5)
1973	Gary Hare	7 (11)
1972	Gary Hare	4

PAT Kicks

2007	Johnny Torres	10-13
2006	Jeff Edwards	36-37
2005	Jeff Edwards	30-30
2004	Justin Gray	31-32
2003	Justin Gray	37-38
2002	Justin Gray	35-37
2001	Justin Gray	32-33
2000	Rob Contreras	36-39
1999	Rob Contreras	30-35
1998	Elias Matsakis	47-54
1997	Jim Stewart	15-27
1996	Jim Stewart	26-32
1995	Scott Bauer	17-25
1994	Adam Hunt	30-31
1993	Adam Hunt	20-24
1992	Adam Hunt	37-37

1991	Adam Hunt	32-32
1990	Rick VanWeezel	7-10
1989	Mike Robertson	44-47
1988	Mike Robertson	34-41
1987	Eric Bliss	13-17
1986	Eric Bliss	25-32
1985	Eric Bliss	9-12
1984	Reggie Jones	10-11
1983	David Allen	8-9
1982	Kamran Kotobi	10-12
1981	Alan Cress	10-11
1980	Dave Winter	4-4
1979	Dave Winter	12-13
1978	Joe Pipoli	10
1977	Joe Pipoli	7
1976	Joe Pipoli	4
1975	Joe Pipoli	5-9
1973	Gary Hare	28-33
1972	Gary Hare	21

Touchdowns

2007	Seville Ko	5
2006	ElRay Henry	9
2005	J.J. Richard	8
2004	J.J. Richard	14
2003	Tyler Paul	12
2002	Tyler Paul	11
2001	Josh Sanders	7
2000	DeAngelo Evans	12
1999	Lester McCoy	16
1998	Brian Shay	29
1997	Brian Shay	32
1996	Brian Shay	21
1995	Chet Pobolish/Derek Woods	8
1994	Quincy Tillmon	6
1993	John Davis	81
1992	Quincy Tillmon	12
1991	Quincy Tillmon	19
1990	Quincy Tillmon	6
1989	Alvester Bobby	18
1988	Aubrey Dunlap	12
1987	Aubrey Dunlap	13
1986	David Tryon	14
1985	David Tryon	9
1984	David Tryon	7
1983	David Tryon	8
1982	Cisper/Gardenhire	7
1981	Jeff Rettinger	3
1980	Pete Kriwiell	4
1979	Greg Zickefoose	9
1978	Levy/Zickefoose	4
1977	Greg Zickefoose	5
1976	Greg Zickefoose	3
1975	Johnson/D'Aries	4
1973	Abe Welcher	9
1972	Abe Welcher	10

2 point PAT's

2007	S.Partridge/J.Wieser/E.Runge	1
2006	Ryan Hulings	1
2005		None
2004		None
2003	Tad Hatfield	1
2002		None
2001		None
2000		None
1999	Lester McCoy	2
1998	Brian Shay	1
1997	Jarett Vito	4
1996	Brian Shay	4
1995	Jarett Vito	4
1994		None
1993	Three	1
1992	Shane Meyer	2
1991	Wade LeDuc	2



Quincy Tillmon



Lester McCoy




Trent Fuller



Pete Jelovic



Jarett Vito




Curtis West

YEAR BY YEAR LEADERS



Pat Amon



Anthony Cowins




Kelly Goodburn



Gerard Clemons



Brett Oberzan



Dennis Ford

1990	LeDuc/Rand	2
1989	Joe Sheble	2
1988	Three	1
1987	Darren Johnson	4
1986	Myers/Becnel	1
1985	Rick Remsberg	3
1984	Chris Kelly	1
1983	Dean Taylor	1
1982	Bernie Gardenhire	1
1981	None
1980	Pat Cisper	2
1979	Pete Kriwiel	1
1978	Greg Zickefoose	2
1977	Greg Zickefoose	1
1976	None	
1975	Robbie Vannaman	1

Interceptions

2007	E. Howard/T. Lee	4
2006	Jake Richter	3
2005	Emmanuel Howard	3
2004	Chris Peoples/Matt Peschel	2
2003	Josh Oldfather	4
2002	Josh Williams	3
2001	Dontaye McCoy/Charles Greer	3
2000	Dontaye McCoy	6
1999	Dontaye McCoy	3
1998	Maurice Davis	5
1997	Jerry Bishop	4
1996	Quentin Conner/Chet Pobolish	1
1995	Mike Reese	6
1994	Mike Reese	5
1993	Several	1
1992	Several	1
1991	Shane Mullen	5
1990	Shane Mullen	5
1989	Brett Oberzan	6
1988	Strotkamp/Ridgeway	2
1987	Strotkamp/Robertson	6
1986	Shannon Wright	5
1985	Tarodeny Robertson	4
1984	Jimmy Holm	8
1983	Kelly Nusser	9
1982	Dave Robertson	5
1981	Cotman/Schiesser	3
1980	Nusser/Verbenec	2
1979	Winfred Dallas	3
1978	Henry/Hunt	4
1977	Four	2
1976	Steve Henry	5
1975	Berner	3
1972	Ternes/Wal/Blackwell	3

Punting Average

2007	Johnny Torres	35.3
2006	Johnny Torres	36.2
2005	Johnny Torres	35.6
2004	Taylor Williams	37.4
2003	Mike Servis	35.9
2002	Mike Servis	34.7
2001	Pat Amon	41.9
2000	Pat Amon	36.8
1999	Pat Amon	37.1
1998	Trent Fuller	36.4
1997	Elias Matsakis	30.1
1996	Elias Matsakis	35.2
1995	Dustin Curry	37.9
1994	Adam Hunt	37.5
1993	Adam Hunt	35.6
1992	Adam Hunt	38.1
1991	Matt Miller	34.4
1990	Rick VanWeezel	33.5
1989	Allen Martin	33.8
1988	Allen Martin	36.8
1987	Chris McCartney	30.9

1986	Chris McCartney	33.2
1985	Chris McCartney	32.1
1984	Kelly Goodburn	40.8
1983	Bryan Ferguson	37.9
1982	Bryan Ferguson	37.9
1981	Pat Cisper	35.1
1980	Tony Mann	37.5
1979	Pat Cisper	34.8
1978	David Winter	37.3
1977	Scott Scurlock	35.1
1976	Bill Coffman	34.6
1975	Tyron Gray	38.1

Punt Return Average Yards

2007	Jake Richter	6.5
2006	Ryan Hulings	13.5
2005	Ryan Hulings	13.6
2004	Ryan Hulings	12.8
2003	Josh Oldfather	7.1
2002	Josh Oldfather	8.3
2001	Jason Kennedy	10.2
2000	Andre Day	9.5
1999	Lester McCoy	11.0
1998	Jarett Vito	10.7
1997	Chet Pobolish	10.3
1996	Chet Pobolish	11.9
1995	Chet Pobolish	11.7
1994	Dustin Frank	5.6
1993	Dustin Frank	9.1
1992	Andy Bantz	27.1
1991	Anthony Cowins	6.5
1990	Anthony Cowins	19
1989	Dexter Knight	14.2
1988	Terry White	14.1
1987	Terry White	10.9
1986	Shannon Wright	11.4
1985	Otis Moon	14.1
1984	Jimmy Holm	13
1983	James Busby	15
1982	Dow Pridey	7.3
1981	Paul Lamonaca	8.3
1980	Jeff Rettinger	8.2
1979	Calvin	15.5
1978	Mike Rhodes	15.7
1977	Greg Zickefoose	7.9



Jake Richter lead the Hornets in tackles and punt return average during the 2007 season.

1976	Greg Zickefoose	14.4
1975	Brooks	7.2
1969	Erv Bott	21.7

Kick Return Average Yards

2007	Jake Lynch	19.2
2006	Ryan Hulings	22.5
2005	Ryan Hulings	22.3
2004	Ryan Hulings	19.2
2003	Josh Oldfather	19.5
2002	Ryan Johnson	25.5
2001	Kaylon Price	24.8
2000	DeAngelo Evans	18.6
1999	Ryan Johnson	19.0
1998	Gerard Clemons	32.1
1997	Brian Shay	25.2
1996	Brian Shay	22.7
1995	Troy Maton	29
1994	Tabora Ward	31.5
1993	Doug Jefferson	22.8
1992	Anthony Cowins	59.7
1991	Anthony Cowins	42.2
1990	Anthony Cowins	24.6
1989	Tim Ridgeway	37.62
1988	Terry White	28.3
1987	Matt Koehler	23
1986	Darren Johnson	27.7
1985	Otis Moon	22.6
1984	Jimmy Holm	20.4
1983	Kevin Connor	21.5
1982	Bernie Gardenhire	21
1981	Jeff Rettinger	24
1980	Jeff Rettinger	24.4
1979	Greg Zickefoose	28.5
1978	Greg Hanna	21
1977	Greg Zickefoose	26.5
1976	Steve Henry	48.3
1975	Mike Pettay	21.7

All-Purpose Yards (Ave/Game)


2007	Seville Ko	787 (71.5)
2006	Ryan Hulings	1585 (144.1)
2005	Ryan Hulings	1616 (161.6)
2004	Ryan Hulings	1410 (128.2)
2003	Tyler Paul	1780 (148.3)
2002	Ryan Johnson	1770 (147.5)
2001	Ryan Johnson	1151 (104.6)
2000	DeAngelo Evans	1395 (126.8)
1999	Lester McCoy	1323 (120.3)
1998	Brian Shay	2819 (256.3)
1997	Brian Shay	2723 (247.5)
1996	Brian Shay	2738 (248.9)
1995	Chet Pobolish	1349 (122.6)
1994	Quincy Tillmon	839 (139.8)
1993	John Davis	796 (79.6)
1992	Quincy Tillmon	1299 (144.3)
1991	Quincy Tillmon	1616 (179.6)
1990	Alvester Bobby	915 (130.7)
1989	A. Bobby	1566 (120.5)
1988	Aubrey Dunlap	1203 (109.4)
1987	Aubrey Dunlap	1593 (144.8)
1986	David Tryon	1345 (134.5)
1985	David Tryon	1263 (126.3)
1984	David Tryon	1067 (106.7)
1983	David Tryon	826 (103.3)
1982	Bernie Gardenhire	851 (85.1)
1981	Jeff Rettinger	979 (97.9)
1980	Jeff Rettinger	816 (81.6)
1979	Greg Zickefoose	1590 (159)

Total Offense (Average/Game)

2007	Andre Sloan El	1195 (149.4)
2006	Ben Purkepile	1525 (123.5)
2005	Justin Whitworth	1856 (185.6)
2004	Tad Hatfield	2943 (267.5)

YEAR BY YEAR LEADERS

HORNETS IN THE NFL



Former Hornet John Davis is one of 20 Hornets with National Football League experience (photo by Getty Images).

Brian Shay, RB

Kansas City Chiefs 1999

John Davis

Dallas Cowboys - 1995
Tampa Bay Buccaneers - 1997-99
Minnesota Vikings - 2000
Chicago Bears - 2001-2002

Leon Lett

Dallas Cowboys - 1995
Denver Broncos - 2001

Kelly Goodburn

Kansas City Chiefs - 1987-90
Washington Redskins - 1990-93

Steve Henry

St. Louis Cardinals - 1979
Baltimore Colts - 1980
New York Giants - 1981

Mike Denimarck

Detroit Lions - 1973

John Lohmeyer

Kansas City Chiefs - 1973, 75-77

Bob Clements

New England Patriots - 1972

Bob Leahy

Pittsburg Steelers - 1971

Bill Danenhauer

Denver Broncos - 1960
Boston Patriots - 1960

Wendell Goldsmith

New York Giants - 1940

Harry Kline

New York Giants - 1939-40, 42

Jim Fraley

New York Giants - 1936

George Munday

Cleveland Indians - 1931
New York Giants - 1931-32
Cincinnati Reds - 1933-34
St. Louis Gunners - 1934

Dale Burnett

New York Giants - 1930-39

Glen Campbell

New York Giants - 1929-33
Pittsburg Pirates - 1935

2003	Tad Hatfield	2362 (196.8)
2002	Tyler Paul	1435 (119.6)
2001	Kelton Copeland	1432 (143.2)
2000	Kelton Copeland	1925 (175.0)
1999	Joe Jacobs	2512 (228.4)
1998	Trent Fuller	2316 (210.5)
1997	Pete Jelovic	2273 (206.6)
1996	Brian Shay	2103 (191.2)
1995	Sean Ponder	2487 (226.1)
1994	Sean Ponder	1464 (146.4)
1993	Rodney Clever	723 (80.3)
1992	Curtis West	1663 (237.6)
1991	Quincy Tillmon	1544 (171.6)
1990	Alvester Bobby	915 (130.7)
1989	Mike Burch	1807 (180.7)
1988	Mike Burch	2214 (201.3)
1987	Aubrey Dunlap	1593 (144.8)
1986	David Tryon	1397 (139.7)
1985	David Tryon	1263 (126.3)
1984	David Tryon	1067 (106.7)
1983	David Tryon	826 (103.3)
1982	Pat Cisper	1405 (140.5)
1981	Pat Cisper	1228 (122.8)
1980	Pete Kriwiel	1091 (121.2)
1979	Greg Zickefoose	1095 (109.5)

Tackles

2007	Jake Richter	.89
2006	Jake Richter	.83
2005	Troy Johnson	.64
2004	Chris Peoples	.87
2003	Brad Johnson	.94
2002	Dusty Delaney	.92
2001	Chad Pratz	103
2000	Dontaye McCoy	101
1999	Lucas Boss	113
1998	Leon Brigham	114
1997	Shane McBride	166
1996	Shane McBride	.89
1995	Mike Reese	.88
1994	Greg Harvey	.82
1993	Greg Harvey	109
1992	Jeff Bruce	116
1991	Jeff Bruce	79
1990	Matt Koehler	119
1989	Matt Koehler	141
1988	Matt Koehler	110
1987	Mark Rowe	134
1986	Dennis Ford	112
1985	Dennis Ford	120
1984	Jimmy Holm	104
1983	Mike Garrett	.86
1982	Bob Higgins	114
1981	Bart Kuhlman	112
1980	Bart Kuhlmann	108
1979	Rod Pauls	105
1978	Charlie Golder	137

Tackles for Loss (Yards)

2007	Blake Ringwall	11.0 (47)
2006	A.J. Franklin	10.5 (39)
2005	Matt Demicoli	7.0 (18)
2004	Adam Melichar	11.5 (66)
2003	P. Mabion	14 (61)
	J. Kohlmeier	14 (43)
2002	Philip Mabion	22 (100)
2001	Dontaye McCoy	11 (27)
2000	Dontaye McCoy	14 (58)
1999	Max McCoy	15 (60)
1998	Leon Brigham	21 (43)
1997	Shane McBride	28 (108)
1996	Gerard Clemons	12 (57)
1995	P. Cook	11 (41)
	R. Trujillo	11 (27)
1994	Erich Stephen	5 (16)

1993	Greg Harvey	18 (59)
1992	Karl Burrell	12 (64)
1991	Derek Hammes	7 (20)

Sacks (Yards)

2007	Blake Ringwall	4.5 (35)
	Lance Claibourn	4.5 (29)
2006	A.J. Franklin	3.5 (25)
2005	A.J. Franklin	2.0 (7)
2004	Adam Melichar	9.0 (68)
2003	Philip Mabion	4.5 (40)
2002	Philip Mabion	10.5 (79)
2001	Philip Mabion	3 (32)
2000	D. McCoy	4 (32)
	S. Robedeau	4 (29)
1999	Max McCoy	7.5 (53)
1998	Gerard Clemons	6 (41)
1997	Gerard Clemons	6 (63)
1996	G. Clemons	4 (42)
	B. Griffith	4 (33)
1995	Patrick Cook	12 (82)
1994	E. Stephen	6 (39)
	S. Robinson	6 (2)
1993	Jason Brown	4 (22)
1992	Karl Burrell	12 (76)
1991	Karl Burrell	6 (45)
1990	Derrick Hammes	.5
1989	Greg Jones	.6
1988	Matt Koehler	5.5
1987	Chris McCartney	.5
1986	Phillips/McManus	.4
1985	Severall	.4
1984	Ernest Bradley	.6
1983	Garrett/Redpath	.2
1982	John Arcidiacono	.4
1981	Geoff Perkins	.4
1980	Dywane Canady	.4
1979	Doug Stewart	.3
1978	Joe Allard	.4

Fumble Recoveries (Yards)

2007	Several	1 (0)
2006	Matt Demicoli/Junis McDowell	2 (0)
2005	Matt Demicoli	2 (0)
2004	Jared Swafford	3 (12)
2003	Justin Kohlmeier	2 (0)
2002	Eddie Reynolds	2 (0)
2001	Charles Greer	3 (0)
2000	Brian Matzke	.2
	Dontaye McCoy	.2
1999	Jamaal Lee	2 (0)
1998	Maurice Davis	2 (20)
	Fred Johnson	2 (29)
1997	Shane McBride	4 (0)
1996	Leon Brigham	2 (0)
1995	Bowman/Bruckerhoff	.2
	Hollyfield/Shay	.2
1994	Several	1
1993	Chris Montgomery	.3
1992	John Clark	.3
1991	Shane Mullen/Gerald Higgins	.2
1990	Corey Jones	.3
1989	Matt Koehler	.3
1988	Billy Shriver	.3
1987	McCartney/Robertson/Johnson	.2
1986	Marc Rowe	.3
1985	Scott Redpath/Brent Cottrell	.3
1984	Jimmy Holm/Todd Heitschmidt	.2
1983	Tyrone Bolden/Mike Garrett	.2
1982	Oshel/Piel	.3
1981	Higgins	.4
1980	Oshel/Knipper/E. Martin	.2
1979	Several	.2
1978	Hamilton	.6



Matt Koehler



Sean Ponder



David Tryon



Mike Burch



Pete Jelovic



Chet Pobolish

HORNET ALL-AMERICANS


ALL-AMERICANS AT EMPORIA STATE




Clifford Hodrick
NAIA All-American



Brian Shay
AP All-American
1996-98



Bruce Cerone
AP All-American
1968-69



Alvester Bobby
NAIA All-American
1989-90



John Heese
AP All-American
1998



Wade LeDuc
AP All-American
1991

AP Little All-American

First Team

Dontaye McCoy . SS 2002
Brian Shay RB 1998
John Hesse OL 1998
Brian Shay RB 1997
Brian Shay RB 1996
Quincy Tillmon . . RB 1991
Bruce Cerone SE 1969
Bruce Cerone SE 1968
Keith Caywood . . RB 1941
Shorty Long G 1940
James Fraley FB 1935

Second Team

Justin Gray PK 2004
Lester McCoy WR 1999
Wade LeDuc TE 1991
Chuck Sanger E 1950
Harry Kline E 1937

Honorable Mention

Chet Duncan DT 1950
Bob Shepler RB 1950
Keith Caywood . . RB 1940
Cecil Dryer T 1935
Harry Kline E 1935

AFCA All-American

First Team

Dontaye McCoy . SS 2002
Brian Shay RB 1998

Sport Pictorial

Little All-American

John Strube 1932

American Football

Quarterly All-American

First Team

Brian Shay RB 1997
Brian Shay RB 1996
Jarett Vito WR 1995

Collyer's Eye All-American

First Team

Shorty Long G 1940

Honorable Mention

Dennis Ford LB 1986
David Tryon RB 1986
Shannon Wright . DB 1986
Dirk Wedd C 1974
Paul Motosko . . . DT 1973
Keith Caywood . . RB 1940

CoSIDA All-American

First Team

Dontaye McCoy . SS 2002
Brian Shay RB 1998
John Hesse RB 1998
Brian Shay RB 1997
Brian Shay RB 1996
Quincy Tillmon . . RB 1991

Second Team

Tyler Paul RB 2003
Justin Gray K 2003
Dontaye McCoy . SS 2001
Dontaye McCoy . SS 2000
Lester McCoy . . . WR 1999

Hansen's

NCAA II All-American

First Team

Tyler Paul RB 2003
Dontaye McCoy . . SS 2001
Brian Shay RB 1998
Brian Shay RB 1997
Brian Shay RB 1996

Second Team

DeAngelo Evans . . RB 2000
Lester McCoy . . . WR 1999

Third Team

Andy Bandstra . . . OL 2003
Lester McCoy . . . WR 2000
John Hesse OL 1998
Lynn Langvardt . . OL 1996

Honorable Mention

Eric Martin OL 2001
Dontaye McCoy . . SS 2001
Dontaye McCoy . . SS 2000
Max McCoy DL 1999
Gerard Clemons . . LB 1999
Jarett Vito WR 1995
Mike Reese DB 1995
Adam Hunt PK 1992
Wade LeDuc TE 1992
Quincy Tillmon . . . RB 1992

D2Football.com All-American

First Team

Dontaye McCoy . . SS 2002

Honorable Mention

J.J. Richard WR 2004
Tyler Paul RB 2003

NAIA All-American

First Team

Quincy Tillmon . . RB 1991
Matt Koehler . . . LB 1989
Clifford Hodrick . . OL 1988
Mike Denimarck . LB 1973
John Lohmeyer . . DE 1972
Bruce Cerone . . . E 1969
Bruce Cerone . . . E 1968

Second Team

Wade LeDuc TE 1991
Alvester Bobby . . RB 1990
Matt Koehler . . . LB 1990
Alvester Bobby . . RB 1989
Monte Boots DL 1989
Aubrey Dunlap . . RB 1988
Darren Johnson . WR 1987
Jim Holm DB 1984
Abe Welcher . . . RB 1973

Honorable Mention

Kevin Sterba . . . OL 1991
C. Mathews LB 1990
Mark Pate OL 1990
Ross Wright DB 1990
Leon Lett DL 1989
Brett Oberzan . . . DB 1989
Tim Ridgeway . . . DB 1989
John Waldeck . . . OL 1989
Matt Koehler . . . LB 1988
Aubrey Dunlap . . RB 1987
C. Hodrick OL 1987

Dennis Ford LB 1986
David Tryon RB 1986
Bob Higgins LB 1982
Dale Peterson . . . OL 1979
Greg Zickefoose . RB 1979
Steve Henry DB 1978
Charlie Divitto . . RB 1968
Bob Leahy QB 1968
Bill Culver DB 1967

CoSIDA

Academic All-American

First Team

Tyler Paul RB 2003

Academic All-American of the Year

Brad Johnson DB 2003
Tyler Paul RB 2003
Tyler Paul RB 2002
Tom Lingg OL 1979

Second Team

Pat Amon P 2001
Mike Reese DB 1995
Mike White QB 1973

CoSIDA


All-Midwest Region

First Team


Justin Gray PK 2004
Tyler Paul RB 2003
Andy Bandstra . . . OL 2003
Justin Gray K 2003
Dontaye McCoy . . SS 2002
Dontaye McCoy . . SS 2001
Lester McCoy . . . WR 2000
Dontaye McCoy . . SS 2000
Lester McCoy . . . WR 1999
Brian Shay RB 1998
John Hesse OL 1998
Brian Shay RB 1997
Brian Shay RB 1996
Lynn Langvardt . . OL 1996
Stan Robinson . . . DL 1994
Adam Hunt P 1994

Second Team

J.J. Richard WR 2004
Adam Melichar . . . DE 2004
Luke Waller CB 2004
Eric Martin OL 2002
Pat Amon P 2001
Max McCoy DL 1999
Jarett Vito WR 1995
Lynn Langvardt . . OL 1995
Pat Cook DE 1995
Mike Reese DB 1995



Dontaye McCoy
Consensus All-American
2001




Leon Lett
NAIA All-American
1989



Tyler Paul
CoSIDA All-American
2003



Lynn Langvardt
Hansen's All-American
1996



Lester McCoy
AP All-American
1999



Aubrey Dunlap
NAIA All-American
1987-88

HORNET ALL-CONFERENCE

ALL-MIAA HONOREES

Offensive MVP

Lester McCoy . . . WR 1999
 Brian Shay RB 1997

Coach of the Year

Dave Wiemers 2003

First Team

Brandon Stribling . DB 2006
 Adam Melichar . . LB 2005
 J.J. Richard . . . WR 2004
 Adam Melichar . . DL 2004
 Tyler Paul RB 2003
 Andy Bandstra . . OL 2003
 Justin Gray K 2003
 Brad Johnson . . DB 2003
 Louis Lamb TE 2002
 Eric Martin OL 2002
 Dontaye McCoy . DB 2002
 Dontaye McCoy . DB 2001
 Pat Amon P 2001
 Lester McCoy . . WR 2000
 Dontaye McCoy . SS 2000
 Lester McCoy . . WR 1999
 Joe Jacobs QB 1999
 Max McCoy . . . DL 1999
 Gerard Clemons . LB 1999
 Brian Shay . . . RB 1998
 John Hesse . . . OL 1998
 Max McCoy . . DL 1998
 Maurice Davis . . DB 1998
 Brian Shay . . . RB 1997
 Troy Maton . . . WR 1997
 Jarett Vito . . . WR 1997
 A. Brightman . . OL 1997
 Shane McBride . LB 1997
 Brian Shay . . . RB 1996
 Chet Pobolish . . WR 1996
 Lynn Langvardt . OL 1996
 Jarett Vito . . . WR 1995
 Robert Trujillo . DT 1995
 Mike Reese . . . DB 1995
 Jeff Bruce . . . LB 1992
 Adam Hunt . . . PK 1992
 Wade LeDuc . . TE 1992
 Quincy Tillmon . RB 1992
 Kevin Sterba . . OL 1991
 Quincy Tillmon . RB 1991

Second Team

Travis Lee DB 2007
 Joel Griffiths . . OL 2006
 Ryan Hulings . . KR 2006
 Emmanuel Howard DB 2005
 Andrew Jeffries . DL 2005
 Brandon Weems . OL 2005
 Andrew Jeffries . DL 2004
 Chris Peoples . . DB 2004
 Tad Hatfield . . QB 2003
 J.J. Richard . . WR 2003
 Louis Lamb . . . TE 2003
 Eric Martin . . . OL 2003
 Falco Grehl . . . DL 2003
 Josh Williams . . LB 2003
 Luke Waller . . . DB 2003
 Philip Mabion . . DL 2002

Tyler Paul RB 2002
 Ryan Johnson . . WR 2002
 Jason Ferguson . . TE 2001
 Eric Martin . . . OL 2001
 DeAngelo Evans . RB 2000
 Bruce Reeves . . OL 2000
 Steve Robedeau . DL 2000
 Maurice Davis . . DB 1999
 Dontaye McCoy . DB 1999
 Jarett Vito . . . WR 1998
 Trent Fuller . . QB 1998
 Gerard Clemons . LB 1998
 Cris Pritchard . . OL 1998
 Chris Diller . . . OL 1998
 David Kaff . . . OL 1997
 Joe Cominsky . . DL 1997
 Gerard Clemons . LB 1997
 David Kaff . . . OL 1996
 Pat Cook DE 1995
 Tyrone Bowman . LB 1995
 Quincy Tillmon . RB 1994
 Shane Meyer . . WR 1994
 Lynn Langvardt . OL 1994
 Adam Hunt . . . P/PK 1994
 Erich Stephen . . DL 1994
 Greg Harvey . . . LB 1994
 Jason Brown . . . DL 1993
 Karl Burrell . . . DL 1992
 John Clark . . . DL 1992
 A. Cowins . . . WR 1992
 Jeff Glasgow . . OL 1992
 Adam Hunt . . . P 1992
 Trenni Martinez . OL 1992
 Jeff Bruce . . . LB 1991
 A. Cowins . . . WR 1991
 Wade LeDuc . . TE 1991
 Shane Mullen . . DB 1991

Third Team (discontinued after 1992)

Andy Bantz . . . WR 1992
 Greg Harvey . . . LB 1992
 Chris Kavlick . . FB 1991
 Karl Burrell . . . DL 1991
 D. Hammes . . . LB 1991
 Adam Hunt . . . PK 1991
 Tony Withers . . OL 1991



Travis Lee had four interceptions and returned two for touchdowns as he was named second team All-MIAA.

NAIA All-District/League

NAIA All-District 10

First Team

Jeff Bruce LB '91
 Wade LeDuc . . TE '91
 Kevin Sterba . . OL '91
 Quincy Tillmon . RB '91
 Alvester Bobby . RB '90
 Matt Koehler . . LB '90
 Brett Oberzan . . DB '90
 Kevin Sterba . . OL '90
 Mark Pate OL '90
 Alvester Bobby . RB '89
 Monte Boots . . . LB '89
 Matt Koehler . . LB '89
 Leon Lett DL '89
 Brett Oberzan . . DB '89
 John Waldeck . . OL '89
 Clifford Hodrick . OL '88
 Aubrey Dunlap . RB '88
 Darren Johnson . WR '88
 Mark Buckner . . DL '88
 Darren Johnson . WR '87
 Aubrey Dunlap . RB '87
 Clifford Hodrick . OL '87
 Mike Fitzwater . OL '87
 Mark Rowe . . . LB '87
 Mark Buckner . . DL '87
 Kevin Strotkamp DB '87
 Darren Johnson . WR '86
 Clifford Hodrick . OL '86
 David Tryon . . . RB '86
 C. McCartney . . LB/P '86
 Dennis Ford . . . LB '86
 Denny Freeman . DB '86
 Shannon Wright . DB '86
 Dennis Ford . . . LB '85
 Fredell Moore . . DB '85
 Kelly Goodburn . .P. '84
 Jim Holm DB '84
 Pat Cisper . . . QB '82
 Bob Higgins . . . LB '82
 Woody Cotman . . DB '81
 Dale Petersen . . OL '81
 Bill Rush DL '80
 Dale Peterson . . OL '79
 Greg Zickefoose . RB '79
 Bill Rush DL '79
 Steve Henry . . . DB '78
 Scott Smith . . . DE '77
 Je McCormick . . DT '75
 Bill Cinelli . . . OL '74
 Dirk Wedd C. '74
 M. McCormick . . DT '74
 Abe Welcher . . . RB '73
 Mike Denimarck . LB '73
 Paul Motosko . . OL '73
 Bill Cinelli . . . OL '73
 Bob Clements . . LB '73
 Gary Hare K. '73

Mark Luedtke . . DB '73
 Tom Redman . . . OL '73
 Dirk Wedd C. '73
 John Lohmeyer . . DE '72
 Mike Denimarck . LB '72
 Bill Cinelli . . . OL '72
 Gary Hare K. '72
 Paul Motosko . . DT '72
 Tom Redman . . . OL '72
 Abe Welcher . . . RB '72
 Tim Miller DT '71
 Bruce Cerone . . SE '69
 Erv Bott DB '69
 Wilbur Coffee . . LB '69
 Bob Leahy . . . QB '68
 Fred McClain . . LB '68
 Charlie Divitto . . RB '68

NAIA All-District 6

T. Buffamonte . . DL '69
 Charlie Divitto . . FB '69

First Team

B. Cerone SE '69

Honorable Mention

Bob Janesko . . . QB '69
 P.A. Thornton . . . C. '69

All-CSIC

First Team

Alvester Bobby . . RB '89
 Monte Boots . . . LB '89
 Mike Burch . . . QB '89
 Matt Koehler . . . LB '89
 Leon Lett DL '89
 Brett Oberzan . . DB '89
 Mark Pate OL '89
 Mike Robertson . PK '89
 John Waldeck . . OL '89
 Terry White . . . WR '89
 Aubrey Dunlap . . RB '88
 Terry White . . . WRKR . '88
 Clifford Hodrick . OL '88
 Matt Koehler . . . LB '88
 Darren Johnson . WR '87
 Aubrey Dunlap . . RB '87
 Clifford Hodrick . OL '87
 Mark Buckner . . DL '87
 Dennis Ford . . . LB '86
 Clifford Hodrick . OL '86
 Darren Johnson . WR '86
 David Tryon . . . RB '86
 Shannon Wright . DB '86
 Chris McCartney . DL '86
 Otis Moon KR '85
 Fredell Moore . . DB '85
 David Tryon . . . RB '85
 Kelly Goodburn . .P. '84
 Jim Holm DB '84

Pat Cisper QB '82
 Woody Cotman . DB '82
 Jeff Rettinger . . KR '82
 Bill Rush DT '80
 Jeff Rettinger . . WR '80
 Greg Zickefoose . RB '79
 Bill Rush DT '79
 Steve Henry . . . DB '78
 Scott Smith . . . DE '77

All-GPAC

First Team

Doug Floyd . . . RB '74
 Phil Pettay . . . DB '74
 Dirk Wedd C. '74
 Abe Welcher . . . RB '73
 Paul Motosko . . OL '73
 Mike Denimarck . LB '73
 Jerry Blackwell . DB '73
 Bill Cinelli . . . OL '73
 Bob Clements . . LB '73
 Russ Jenkins . . . DE '73
 Gary Lohmeyer . DE '73
 Mark Luedtke . . DB '73
 Tom Redman . . . OL '73
 Dirk Wedd C. '73
 Bruce Buchanan . OL '72
 Bill Cinelli . . . OL '72
 Mike Denimarck . LB '72
 John Lohmeyer . DE '72
 Abe Welcher . . . RB '72
 Mike White . . . QB '72

All-RMAC

First Team

Tim Miller DT '71
 Jack Oholendt . . LB '71
 John Lohmeyer . DE '71
 Bruce Cerone . . SE '69
 Wilbur Coffee . . LB '69
 Erv Bott DB '69

All-CIC

First Team

Bob Leahy QB '68
 Bruce Cerone . . SE '68
 Fred McClain . . LB '68
 Charlie Divitto . . FB '68
 Jerry Bortka . . . G. '68
 Ted Woods . . . HB '68
 Nyle Salmans . . DT '68
 P. A. Thornton . . C. '68
 Ed Hopkins . . . DE '68
 Wilbur Coffee . . LB '68
 Ron Demesko . . DT '68

LETTERWINNER SINCE 1983

A	Acree, Jared 2004-07	C	Carlson, Jason 1993	Foster, Reggie 2000-01	Jefferson, Doug 1993	Maton, Troy 1994-97			
Adams, Kaden 2005-	Aguirre, Jimmy 1993	Carter, Mann 1993-95	Chrisco, Marc 1990	Frank, Dustin 1993-94	Jeffries, Andrew 2002-05	Matsakis, Elias 1996-98			
Allen, Torii 1993	Ambler, Derek 2007-	Christiansen, Luke 2004	Claibourn, Lance 2007	Franklin, A.J. 2005-2007	Jelovic, Pete 1995-97	Matzke, Brent 1999-01			
Amon, Pat 1998-01	Anstae, Ryan 2007-	Clark, John 1989-92	Clemons, Gerard 1996-99	Frazell, Clete 2001-03	Jenkins, Jordan 2002	Maupin, Andre 2007-			
Antisdell, Sari 2000	Arb, Bryan 1982-83	Cleaver, Rodney 1993	Clites, Brad 1984-85	Fredericks, Ryan 2005-06	Johnigan, Damien 1995-97	Maya, Hector 1994-95			
Arb, Bryan 1982-83	Arcidiacano, John 1982-83	Clemments, Jeb 1998-01	Clothier, Sean 1988-91	Frederick, James 1996-97	Johnson, Anthony 2004	McBride, Shane 1996-97			
Armstrong, Cade 2003-06	Armstrong, Mike 1980-83	Coffman, Luke 2002	Coffman, Matt 2004	Fuller, Denny 1986-87	Johnson, Brad 2002-03	McCain, Jeff 1990-91			
Arnold, Chris 1990-93	Ates, Sedrick 1984-85	Cole, Chester 1991-92	Coleman, Donte 1999	Fullerton, Richard 1987-88	Johnson, Darren 1986-87	McCarty, Chris 1984-87			
Avery, Dustin 1999-00		Coleman, Donte 1999	Cominsky, Joe 1996-98	Fulton, Michael 2007-	Johnson, David 1988-89	McCarty, Brennen 1996-97			
			Connell, Jeff 1996		Johnson, Fred 1997-98	McClain, Matt 2005-			
B			Conner, Kevin 1983-86		Johnson, Henry 1999-02	McCown, Stevie 1996			
Baber, Riley 2002			Conner, Quentin 1995-96	G	Johnson, Leotis 1993	McCoy, Dontaye 1999-02			
Bailey, Rob 1986-87			Contreras, Rob 1999-00	Galindo, Keith 1995	Johnson, Marcus 1985-88	McCoy, Lester 1997-00			
Baker, Chris 1985-87			Cook, Patrick 1993-95	Gamble, Casey 2004-05	Johnson, Ryan 1999-02	McCoy, Max 1996-99			
Bandstra, Andrew 2000-03			Copeland, A. J. 1983	Garbee, Sean 1986-89	Johnson, Troy 2005	McCray, Leonard 1990-92			
Banks, Andre 1994			Copeland, Kelton 1999-02	Garrett, Mike 1980-83	Jones, Gregory 1989-92	McDowell, Junis 2005-			
Barley, Robert 2003			Corsair, Chris 1999-01	Gast, Cal 2001, 2003-05	Jones, Lantrez 2004-05	McGuire, Richard 1986-88			
Bartlett, Danny 2002-03			Costell, Luke 2007-	Gatschett, Joe 1993	Jones, Reggie 1984-87	McKenzie, Tracy 1988-89			
Bantz, Andy 1989-92			Cottrell, Brent 1984-85	George, Ken 1992-93	Joseph, Diedrick 1994-95	McManus, Bill 1983-86			
Barnard, Derek 1992			Cowan, Jeff 1987-88	Glasgow, Jeff 1989-92		McNutt, Derek 1993			
Barnard, L. G. 1987			Cowins, Anthony 1989-92	Gleason, Wayne 2007-		Medford, Darrell 2007-			
Barnett, Aaron 1992-93			Craft, Donald 2005	Gonzalez, Jimmy 1995	K	Meidford, Darrell 1984-87			
Barnett, Josh 1998			Cross, Mark 2000	Gonzalez, Jovani 2001-04	Kaff, David 1994-97	Meichar, Adam 2002-05			
Bassett, Jacob 2005-06			Curreton, Romel 1995	Goodpaster, Alex 1994	Kaniper, Todd 1990-92	Melzer, Kyle 1985-86			
Bauer, Scott 1995			Curry, Dustin 1994-95	Gray, Justin 2001-04	Kastler, Bryan 1993	Meyer, Shane 1991-94			
Baughter, Loren 1986			Curry, Shane 1993-95	Green, Blake 2007-	Kelley, Sean 1997	Meyers, Michael 1985-86			
Baumgardner, Tegan 1992			Curtis, James 1994-96	Greene, Jeff 1995-96	Kemp, Kevin 2000-01	Miller, Bruce 1983-86			
Becker, Travis 1998-00				Greer, Charles 1999-02	Kemp, Ryan 1994-95	Miller, Dan 2002-03			
Becnell, Randy 1986				Greeson, Brandon 1996	Kennedy, Jason 2000-03	Miller, Kenny 1992-93			
Bell, Jordan 2001-03				Grehl, Falco 2000-03	Kennedy, Jay 1990	Miller, Matt 1991, 95			
Bell, Wes 2000-02				Griffin, Alvin 1991	Kessler, Shane 1995	Mims, Victor 1990-92			
Beyer, Jason 1991-92				Griffin, Brad 1999-00	King, Brian 2002-04	Mirocke, Dominic 2006-			
Biggs, Jarad 2004-07				Griffith, Bill 1996-99	Knight, Dexter 1989-90	Mohr, Jim 1985-86			
Billeisen, Greg 1988-90		D	Daniels, Jonathan 1992-93	Griffiths, Joel 2004-07	Ko, Seville 2005-	Montgomery, Chris 1992-93			
Bishop, Jerry 1996-99			Daugherty, Chad 1995-98	Grizzle, Brian 1992-93	Koehler, Matt 1987-90	Montgomery, Rob 1987-89			
Bjork, Ross 1993-94			Daugherty, Kevin 1989-90	Grosdidier, Corey 1995	Kohlmeier, Justin 2000-01, 03	Morgan, Luke 1997			
Black, Bo 1994-95			Davila, Steve 1990	Grosdidier, Shae 2002, 2004-06	Koerkenmeier, Josh 2004-07	Moon, Hurkie 1998			
Black, Matt 1998-99			Davis, Brett 1984-87	Guberman, Erik 1995-96	Kramer, Tim 1987-89	Moon, Otis 1983-86			
Bledsoe, Jeff 1992			Davis, John 1993		Kreutzer, Chad 1993-94	Moore, Derwin 1984-87			
Bliss, Eric 1985-87			Davis, Larry 1992-93		Kruse, Jerod 1998-00	Moore, Fredell 1984-85			
Bliss, Kirk 1989			Davis, Maurice 1997-99		Kucharski, Dave 1989-92	Mullen, Shane 1990-91			
Bobby, Alvester 1987-90			Day, Andre 2000-03			Muehlberger, John 1987-88			
Bolden, Tyrone 1983			Delaney, Dusty 1998-02			Musgraves, Rodney 1991			
Bonner, Kevin 1988-89			Delaney, Patrick 1997			Myers, Neal 2000-02			
Booth, Greg 1987-88			Demicoli, Matt 2005-07			Myrick, Shawn 1988-89			
Boots, Matt 1996-97			DeNapoli, Mike 1985-87				N		
Boots, Monte 1988-89			Deters, Wayne 1985				Neeland, Graham 2005		
Boss, Lucas 1996-99			Dickinson, Matt 1994-95				Newry, Austin 2004		
Bowen, Adam 2002-05			Diel, Ike 1983-85				Nichols, Paul 2007-		
Bowman, Dru 2002-04			Diebold, Scott 1981-84				Nitcher, Chad 1992-94		
Bowman, Tyrone 1994-95			Diener, David 2007-				Noon, Bobby 1987-90		
Bradley, Ernest 1983-86			Diller, Chris 1994, 97-98				Norwood, Corey 1994-95		
Brandon, Lester 1988-90			Dixon, Ellis 2004-05				Nunez, Brian 1983-84		
Braun, Luther 1998-99			Doherty, Brian 1999				Nusser, Kelly 1980-83		
Brigham, Leon 1995-98			Donner, John 1992-93					O	
Brightman, Anthony 1997-99			Drain, Carlton 1985-86					Oberzan, Brett 1989-90	
Brightman, Carlos 1999			Duggins, Greg 1984-86					Ochs, Brad 1998-01	
Brillhart, Bentley 1989-90			Dunlap, Aubrey 1985-88					Ogle, Ray 1987-88	
Brinkman, A.J. 2005-			DuPree, Blair 1982-84					Oldfather, Josh 2000-03	
Brostek, Ari 1997								Olivier, Trenton 2002-05	
Brown, Dave 1998								Olney, Brandon 2004-	
Brown, Jason 1992-93								O'Mara, Scott 1993	
Brown, Walter 1991-93									P
Bruce, Jeff 1989-92									Panchookian, Rich 1980-83
Buchanan, Doug 2004									Parker, Stan 1983
Bruckerhoff, Jeff 1994-95									Parmenter, Darin 1990-93
Bruscianelli, Jack 1986									Parrish, Peter 1999-00
Buckner, Mark 1985-88									Partridge, Sean 2005-
Bunton, Matt 1984-87									Pate, Mark 1989-90
Burch, Mike 1988-89									Paul, Tyler 2000-03
Burcham, Arnie 1988-89									Pearson, Preston 1984-87
Burk, Travis 1992									Peoples, Chris 2004
Burkdoll, Brad 2001-03									Periminius, James 2001-02
Burnett, Troy 1991-92									Perry, Andrae 2002
Burrell, Karl 1989-92									Perry, Jody 1999-01
Byus, Jim 1985-86									Perry, Quincy 1999
Byrd, Shane 1990-92									Person, Claude 1985-86
									Peschel, Matt 2003-
									Peters, Brett 2000-01
									Peterson, Eric 2004
									Peterson, Ryan 2002
									Phillips, Mike 1985-88

LETTERWINNER SINCE 1983

Phillips, Tony 1990-91
Piel, Gary 1980-83
Pobolish, Chet 1995-98
Ponder, Sean 1994-95
Pratt, J.T. 1993
Pratz, Chad 1998-01
Price, Kaylon 2001-03
Pridey, Dow 1982-83
Pritchard, Cris 1995-98
Purkeypille, Ben 2005-07
Pyle, Brad 2002-05

R
Rainey, Colby 2006-
Rand, Jared 1987-90
Randle, Larry 1999-02
Ray, Kenny 1995-98
Ream, Kurt 1980-83
Redpath, Scott 1982-85
Reese, Matt 1998-99
Reese, Mike 1994-95
Reiswig, Aaron 1996
Remsburg, Rick 1985
Remsburg, Tad 1987-1989
Reves, Bruce 1999-00
Reynolds, Eddie 2001-04
Richard, J.J. 2002-05
Richter, Jake 2004-07
Ridgeway, Tim 1988-89
Ringwall, Blake 2007-
Roach, Noel 1991-92
Robedeau, Steve 2000
Robertson, Dave 1982-83
Robertson, Mike 1988-89
Robertson, Tarodney 1984-87
Robinson, Stan 1991-94
Rondeau, Eric 2002, 2004-06
Rowe, Daniel 1993
Rowe, Gene 1986-88
Rowe, Mark 1984-87
Runey, Eric 1994
Runge, Eric 2007

S
Sanders, Josh 2000-03
Sajery, Al 1998
Saladucha, Jeff 1983-86
Sanders, Charlie 1999
Sandoe, Chad 1991-92
Scaglione, Chris 1984-87
Schiesser, Jeff 1980-83
Schifano, Mike 1996
Schrandt, David 1994-95
Schoenfeld, Scott 2003-06
Scholz, Ron 1986
Scott, John 2000-03
Searcy, Mike 1999-01
Seay, Dwayne 1993
Sebek, Justin 1998
Sell, Dan 1993-96
Servis, Mike 2002-03
Shannon, John 1981-84
Sharpe, Rashem 2003
Shay, Brian 1995-98
Sheble, Joe 1988-89
Shepherd, Jeff 2002-04
Shipps, Matt 2000-02

Shriver, Billy 1987-88
Sibert, Danny 1993
Simmons, Kyle 1993-94
Singleton, Wes 1998
Skibbe, Brian 1992-93
Slay, Kyle 2004
Sloan El, Andre 2007-
Slocum, Kurt 2004
Smith, Mike 1992-93
Smith, Reggie 1986-87
Smith, Shane 1987-90
Sol, Michael 1993
Southern, Nathaniel 1983-86
Spade, Mike 1980-83
Spikes, Blue 1993-94
Stephen, Erich 1994-95
Sterba, Kevin 1988-91
Stewart, Jim 1996-98
Strack, Brian 1994
Stockwell, Jim 1999
Stribling, Brandon 2003-06
Strickland, Terry 1986-89
Strickland, Dwayne 1984-86
Strotkamp, Kevin 1986-88
Stubblefield, Aaron 2005-
Styles, Kenny 1993-94
Suggs, Ron 1988
Sullivan, Lucas 2007-
Surber, Patrick 1996
Swafford, Jared 2004-06
Swift, Jason 1993-94
Swift, Josh 1995

T
Tactikos, Pete 1997-00
Taffit, David 1993
Tapley, Steve 1998-99
Tavo, Jake 1999
Taylor, Dean 1982-85
Taylor, Martell 2004
Teske, Zac 2005-06
Thexton, Kody 1999-00
Thorne, Ken 1980-83
Thurston, Thad 1987
Tillmon, Quincy 1990-92, 94
Toon, Scott 1980-83
Torres, Johnny 2005-
Trahan, Ryan 1998-99
Traphagan, Zach 2007-
Trenary, Ralph 1985-88
Trujillo, Alex 1998-99
Trujillo, Robert 1993-95
Tryon, David 1983-86

U
Underwood, Steve 2007-

V
VanWeezle, Rick 1987-90
Vesta, Brian 1993
Vito, Jarett 1995-98

W
Waechter, John 2007-
Wagner, Brian 1998
Waldeck, Chris 1985-88
Waldeck, John 1986-89

Walker, Brian 1997-99
Waller, Luke 2001-04
Walters, Bruce 1987
Walters, Wayne 1992-93
Ward, Tabora 1994
Warkentine, Luke 1997-00
Washington, Shujuan 2000-01
Waters, Todd 1992-93
Wattree, Cecil 2003-07
Watts, Brad 1993
Weaver, Chad 2007
Webb, Angelo 2007-
Webb, Daniel 2007-
Weems, Brandon 2002-05
Wells, Cullen 2000-01
Wells, Shon 2000-01
West, Curtis 1991-92
West, Howard 2003-04
Westphal, Tavis 1992-93
Wheeler, Jason 1996-99
Whetstone, Anthony 2000-03
White, Terry 1986-89
Whitt, Kirby 1991-92
Whitworth, Justin 2003-06
Wieser, Justin 2007-
Wilcox, J. R. 1987
Wiley, J.R. 1997
Williams, Cliff 1987
Williams, Dan 2000-01
Williams, Earl 1987-88
Williams, Joe 1996-97
Williams, Josh 2000-03
Williams, Mike 1999-01
Williams, Robby 1994
Williams, Taylor 2004
Williams-Rice, Brian 1986
Wilson, Larry 1983-84
Winfield, Joe 1986-87
Wise, Brian 1984-87
Withers, Tony 1988-91
Wittmer, Rod 1987-90
Woelk, Jon 1992-94
Wong, John 1989-90
Woods, Derek 1992-95
Wright, Michael 1996
Wright, Ross 1987-90
Wright, Shannon 1983-86
Wright, Stacy 1980-83
Wright, Terrance 1995
Wyatt, Derek 1999-01
Wylie, Ron 1991-92

Y
Yockey, Jared 1993
Young, Clint 1998-01
Young, Cody 2002-04
Young, Ira 1993

Z
Zaldivar, Dean 1987-88
Zoumas, Andrew 1997-98



Bill Hargiss



Fran Welch

The 1962 book, *Football--For The Sport of It*, by Fred A. Markowitz, detailed the history of football at Kansas State Teachers College from 1893-1962. In the book, Mr. Markowitz lists some of the all-time greats as selected by legendary coaches Bill Hargiss and Fran Welch.

HARGISS ALL-STARS

1900-10

George Hensley, E.W. Wells, Miller Hyndman, John Davies, Ray Gist, Ed Forde, Gelsie Meek, William Waldorf, Harry Snell, Ira Bright, Ira Masters, Cliff McFarland, Harry Priest, Walter Caldwell, Leonard Hargiss, James Gaugh.

1910-20

Roy Williams, Ralph Colegrove, Ollie Thomas, James Vaughn, Fred Hartwig, Ira Scott, William Monypenny, Clifford Meairs, Francis Welch, Harold Culter, Alfred Hill, Herman Ladner, W.P. White, John Belting

1920-30

Menzo Hainline, Glenn Campbell, Arlie Hainline, Andy Sughrue, Gottlieb Richmond, Paul Kutnink, Emory Cox, Harry Crockett, Herman Schlobohm, Elvin McCoy, Arthur Hoch, Chesley Culp, Don Davis, Dale Burnett, Roy Lane

WELCH'S DREAM SQUAD

Ends

Glenn Campbell, Menzo Hainline, Joe Rich, Harry Kline, David Wright, Don Sadowski, Charles Sanger, Everett Fish, Roy Williams, Bob Jaquith

Guards

Leroy Harper, Dale Wright, Melvin Long, Marvin Kutnink, Paul Kutnink, Eddie Hamada, Harold Hunt, Ira Scott, Gottlieb Richmond.

Tackles

Cecil Dryer, Oliver Clapp, Arlie Hainline, Bill Wigley, James Vaughn, Fred Hartwig, Vernon Duncan, William Monypenny, Andy Sughrue

Centers

Bill Goldsmith, Wendell Goldsmith, Harry Crockett, Herb Dixon, Myron Rodee

Quarterbacks

Elvin McCoy, John Hoch, Dick Mawdsley, Harold Culter, John Beck

Running Backs

Keith Caywood, Dale Burnett, Chesley Culp, Bernard Taylor, Chet Hayden, Don Davis, Franklin Dillon, W.P. White, Lindell Petty, Duward Crooms, Robert Shepler, Robert Sherrer, Ralph Hahn, John Belting, Bill Litchfield, Marvin Hamman, Clint Stewart, Roy Lane

ESU CENTENNIAL FOOTBALL TEAM

Twenty-five individuals were honored during the 1997 season, the institution's 100th of football competition, as members of the ESU Centennial Football Team, presented by Birch Telecom. More than 300 former players were considered for the honor which was based on playing career at ESU; awards, recognition and achievement as a Hornet football player; team success; and contribution to the overall betterment of the program. Fans from across the country sent in more than 350 ballots, with the top 100 vote-getters forwarded to a committee which boasted more than 120 years of association with the ESU program.

Dale Burnett RB	Steve Henry DB
Glenn "Slim" Campbell . . . WR	Arthur "Shorty" Hoch QB
Keith Caywood RB	Clifford Hodrick OL
Bruce Cerone WR	Adam Hunt PK
Bob Clements LB	Bob Janesko QB
Mike Denimarck LB	Harry Kline BSE WR
Charlie DiVitto RB	Matt Koehler LB
Wendell Goldsmith OL	Wade LeDuc TE
Bill Hargiss QB	John Lohmeyer DL

Elvin McCoy QB
Brian Shay RB
Kevin Sterba OL
David Tryon RB
John Waldeck OL
Fran Welch OL
Greg Zickefoose RB

YEAR BY YEAR RESULTS

1893-1899: 3-7

1893 Coach: None 1-0

C. of Emporia W 14-0

1894 Coach: None 0-2

C. of Emporia L 4-16
C. of Emporia L 0-6

1895 Coach: None 0-1

C. of Emporia L 2-16

1896 Coach: None 0-2

C. of Emporia L 0-12
C. of Emporia L 0-12

1897-98 Football Discontinued

1899 Coach: None 2-2

Ottawa L 0-6
Washburn W 11-0
Kansas L 0-35
Kansas State W 20-0

1900-1909: 33-45-7

Coach John Lamb

1900

5-3-1

1900 Coach: J. Lamb 5-3-1

Haskell L 0-28
Fort Riley W 24-0
Haskell L 0-16
Kansas T 6-6
Kansas State W 28-0
Ottawa W 23-5
Kansas State W 11-0
Kansas W 18-0
C. of Emporia L 0-5

Coach Fred Williams

1901

2-6-1

1901 Coach: F. Williams 2-6-1

Washburn L 0-6
Kansas L 10-26
Topeka Medics T 0-0
C. of Emporia W 11-0
K.C. Medics L 0-23
Kansas State W 6-0
C. of Emporia L 0-6
Central Mo. St. L 0-12
C. of Emporia L 0-5

Coach Horace Botsford

1902

7-10-3

1902 Coach: H. Botsford 4-7

Ottawa L 0-2
Kansas State W 6-0
Washburn L 0-6
C. of Emporia W 6-0
Wichita State W 12-0
Denver Athletic L 0-21

Wichita State L 0-12
C. of Emporia W 5-0
Oklahoma L 5-6
Kansas L 5-17
Central Mo. St. L 11-16

1903 Coach: H. Botsford 3-3-3

Kansas State T 0-0
St. Mary's W 45-0
Washburn T 0-0
Kansas L 0-12
C. of Emporia W 12-0
Oklahoma T 6-6
Bethany L 5-11
C. of Emporia W 20-6
Central Mo. St. L 5-6

Coach Paul Samson

1904-1906, 1908

16-16

1904 Coach: P. Samson 5-2

Ottawa W 5-0
Kansas L 0-34
C. of Emporia W 16-0
Washburn L 0-21
Arkansas W 21-0
C. of Emporia W 19-2
Kansas State W 34-6

1905 Coach: P. Samson 4-5

Ottawa W 17-0
Kansas L 0-32
Wichita State L 11-15
Haskell L 5-16
Wichita State W 11-6
Central Mo. St. W 34-6
C. of Emporia W 29-6
Kansas State L 0-10
Washburn L 6-29

1906 Coach: P. Samson 4-4

Friends W 11-0
Washburn L 0-6
Wichita State L 4-6
Ottawa W 14-6
Central Mo. St. W 11-0
C. of Emporia W 6-4
Kansas State L 0-10
St. Mary's L 10-12

Coach Owen Samuels

1907

1-6

1907 Coach: O. Samuels 1-6

Wichita State L 0-5
Washburn L 0-18
Ottawa L 6-11
William Jewel W 6-0
Central Mo. St. L 0-12
St. Mary's L 0-32
Kansas State L 0-21

1908 Coach: P. Samson 3-5

Kansas L 0-11
Washburn L 0-6
Wichita State L 4-30
Ottawa W 32-0
Arkansas L 12-42
Drury W 6-0
Central Mo. St. W 12-0
St. Mary's L 0-20

Coach Fred Honhart

1909-1911

13-8-2

1909 Coach: F. Honhart 2-4-2

Kansas L 0-55
Ottawa L 0-15
Washburn L 6-24
Southwestern T 0-0
Wichita State W 13-0
Kansas State L 0-44
Sterling W 43-6
Central Mo. St. T 0-0

1910-1919: 44-29-7

1910 Coach: F. Honhart 5-2

Holton W 20-0
Kansas State L 0-22
Wichita State W 12-11
Washburn W 14-12
Southwestern W 17-5
Ottawa W 5-0
C. of Emporia L 0-9

1911 Coach: F. Honhart 6-2

Sterling W 17-0
Kansas State W 3-0
Southwestern W 11-3
Wichita State L 5-9
Holton W 21-0
Washburn L 0-8
Central Mo. St. W 9-5
C. of Emporia W 13-0

Coach George Crispin

1912-1913

9-9

1912 Coach: G. Crispin 5-3

Sterling W 49-0
Southwestern W 22-6
Kansas State L 7-22
Wichita State W 33-0
Washburn W 7-6
C. of Emporia L 3-30
Central Mo. St. L 3-34
Friends W 134-0

1913 Coach: G. Crispin 4-6

Sterling W 23-7
Haskell L 7-28
Kansas City W 80-0
Kansas State L 0-32
Baker L 0-19
Washburn L 7-41

Southwestern W 28-10
Wichita State W 7-0
C. of Emporia L 0-6
Central Mo. St. L 13-14



Coach Bill Hargis

1914-17, 1920-27

61-23-11

1914 Coach: HW Hargis 5-1-1

Haskell L 6-13
Kansas State T 0-0
St. Mary's W 34-0
Washburn W 19-0
Tarkio W 63-0
C. of Emporia W 9-0
Central Mo. St. W 49-0

1915 Coach: HW Hargis 5-2-2

Bethany W 23-6
Kansas L 3-21
Kansas State W 13-0
Southwestern W 14-0
Washburn T 7-7
Central Mo. St. T 16-16
Haskell L 7-21
Pittsburg State W 28-0
C. of Emporia W 19-10

1916 Coach: HW Hargis 6-3-1

Kansas L 0-13
Pittsburg State W 14-7
Kansas State L 3-13
Friends T 13-13
Southwestern W 19-2
Washburn W 23-7
Haskell W 14-0
Bethany W 32-0
Baker L 0-10
C. of Emporia W 13-10

1917 Coach: HW Hargis 5-3-1

Pittsburg State W 24-0
Kansas L 0-33
Haskell L 5-7
Southwestern W 35-21
Washburn T 0-0
Wichita State W 19-3
Baker W 10-0
Kansas State L 0-51
C. of Emporia W 14-0

YEAR BY YEAR RESULTS

Coach HD McCesney
1918
2-2

1918 Coach: HD McCesney 2-2

Baker	W	3-0
Washburn	L	3-22
Wichita State	W	13-10
C. of Emporia	L	7-17

Coach George McLaren
1919
1-5-2

1919 Coach: G. McLaren 1-5-2

Ottawa	T	7-7
Kansas	L	0-14
Sterling	W	33-0
Southwestern	L	7-14
Pittsburg State	L	7-13
Washburn	L	6-20
Baker	T	7-7
C. of Emporia	L	0-14

1920-1929: 52-17-8

1920 Coach: HW Hargis 2-4-1

Pittsburg State	W	19-15
Kansas	L	0-47
Ottawa	L	13-14
Southwestern	L	7-13
Sterling	W	48-0
Washburn	T	7-7
C. of Emporia	L	0-24

1921 Coach: HW Hargis 6-0-1

St. Mary's	W	14-0
Ottawa	W	27-0
Friends	W	42-0
Southwestern	W	61-0
Washburn	W	13-10
Pittsburg State	W	27-7
Baker	T	7-7

1922 Coach: HW Hargis 6-2

St. Mary's	W	7-0
Friends	W	7-0
Wichita State	W	7-3
Southwestern	W	41-13
Washburn	W	34-0
Pittsburg State	W	26-0
Haskell	L	14-27
C. of Emporia	L	2-6

1923 Coach: HW Hargis 5-1-1

Fort Hays State	W	26-3
Wichita State	W	30-14
Southwestern	W	10-7
Pittsburg State	W	9-0
Washburn	T	7-7
St. Mary's	W	23-0
C. of Emporia	L	7-14

1924 Coach: HW Hargis 3-4-2

Sterling	T	0-0
Fort Hays State	W	20-2
Kansas State	L	6-19

Wichita State	L	0-9
Southwestern	T	0-0
Pittsburg State	L	7-21
Washburn	W	18-0
St. Mary's	W	9-7
C. of Emporia	L	0-3

1925 Coach: HW Hargis 4-3-1

Kansas State	L	7-26
Fort Hays State	W	13-3
Oklahoma A & M	W	21-0
Wichita State	T	0-0
Southwestern	L	0-6
Washburn	W	6-0
Pittsburg State	W	17-7
C. of Emporia	L	12-14

1926 Coach: HW Hargis 7-0

Bethany	W	10-0
Fort Hays State	W	14-0
Wichita State	W	21-0
Southwestern	W	42-0
Washburn	W	35-0
Pittsburg State	W	21-3
C. of Emporia	W	6-0

1927 Coach: HW Hargis 7-0-1

Bethany	W	7-0
Fort Hays State	W	26-0
Wichita State	W	21-0
Southwestern	W	43-0
Truman	W	16-13
Washburn	W	20-7
Pittsburg State	W	13-0
C. of Emporia	T	0-0



Coach Fran Welch
1928-42, 1946-54
115-82-15

1928 Coach: FG Welch 6-1-1

Fort Hays State	W	34-0
Wichita State	W	32-0
Southwestern	T	0-0
Central Okla. St.	W	23-6
Washburn	W	45-6
Pittsburg State	W	40-6
Truman	W	8-0
C. of Emporia	L	0-18

1929 Coach: FG Welch 6-2

Fort Hays State	W	6-0
Kansas	L	6-38
Wichita State	W	13-0
Southwestern	W	13-0
Washburn	L	2-6
Central Mo. St.	W	10-0
Pittsburg State	W	19-0
C. of Emporia	W	19-0

1930-1939: 44-37-6

1930 Coach: FG Welch 4-2-2

Missouri Valley	W	49-0
Fort Hays State	T	0-0
Wichita State	T	13-13
Southwestern	W	27-13
Northwest Mo. St.	L	21-33
Washburn	L	6-13
Truman	W	52-0
Pittsburg State	W	6-0
C. of Emporia	T	6-6

1931 Coach: FG Welch 4-4

Fort Hays State	W	26-0
Wichita State	L	0-26
Southwestern	W	12-0
Truman	L	13-14
Washburn	L	7-20
Haskell	L	0-26
Pittsburg State	W	14-13
C. of Emporia	W	21-0

1932 Coach: FG Welch 2-5-1

Hastings	W	20-6
Fort Hays State	L	6-13
Wichita State	L	0-14
Southwestern	L	0-6
Washburn	T	0-0
Kansas Wesleyan	W	25-10
Pittsburg State	L	13-19
C. of Emporia	L	6-10

1933 Coach: FG Welch 3-5-1

Kansas State	L	0-25
Fort Hays State	L	6-15
Wichita State	L	6-13
Haskell	T	0-0
Southwestern	W	19-7
Washburn	W	7-6
Kansas Wesleyan	W	22-13
Pittsburg State	L	0-21
C. of Emporia	L	7-19

1934 Coach: FG Welch 7-2

Haskell	W	6-0
Fort Hays State	L	0-15
Wichita State	L	6-19
Oklahoma City	W	13-6
Washburn	W	14-6
Southwestern	W	9-7
Kansas Wesleyan	W	21-14
Pittsburg State	W	7-0
C. of Emporia	W	12-6

1935 Coach: FG Welch 4-4

Washburn	L	7-12
*Fort Hays State	L	0-2
Southwestern	W	7-0
Kansas Wesleyan	W	27-0
Wichita State	L	7-14
Haskell	W	27-21
McPherson	W	41-6
Pittsburg State	L	6-7

1936 Coach: FG Welch 6-4

McPherson	W	20-7
Central Okla. St.	L	0-6
Benedictine	L	7-27
Washburn	W	14-7
Southwestern	W	31-13
Haskell	W	41-0
Fort Hays State	L	7-15
Wisc.-Superior	W	26-7
Wichita State	W	13-9
Pittsburg State	L	7-26

1937 Coach: FG Welch 5-2-2

Washburn	W	12-6
Benedictine	T	20-20
Wisc.-Superior	W	26-7
Central Okla. St.	T	20-20
Southwestern	W	34-0
Fort Hays State	W	14-6
Hardin-Simmons	L	6-66
Wichita State	L	0-13
Pittsburg State	W	33-14

1938 Coach: FG Welch 3-6

Washburn	L	6-19
Benedictine	L	6-19
Southwestern	W	33-0
Fort Hays State	L	0-14
Ouachita Baptist	W	26-13
Iowa State	L	13-14
Wichita State	L	6-26
Oklahoma City	W	25-6
Pittsburg State	L	0-17

1939 Coach: FG Welch 6-3

Washburn	L	0-12
Benedictine	L	7-12
Iowa State	W	34-7
Southwestern	W	43-0
Fort Hays State	W	27-0
C. of Emporia	W	59-7
Oklahoma City	W	7-0
Wichita State	L	6-7
Pittsburg State	W	20-0

1940-1949: 38-21-4

1940 Coach: FG Welch 6-2

Kansas State	L	16-21
Washburn	W	38-7
C. of Emporia	W	47-6
Southwestern	W	27-0
Fort Hays State	W	6-0
Wichita State	W	14-7
Benedictine	L	6-13
Pittsburg State	W	27-0



YEAR BY YEAR RESULTS

1941 Coach: FG Welch	4-3-2	Benedictine W 24-0	Coach Keith Caywood	1960-1969: 25-60-5
Southwestern Tech L 12-13	Southwestern W 46-13		1955-66	1960 Coach: K. Caywood 3-5
Washburn W 20-12			25-79-5	Central Mo. St. L 12-21
Fort Riley T 0-0	1950-1959: 33-54-5			SW Mo. St. W 6-0
Southwestern W 10-0			1955 Coach: K. Caywood 0-10	Central Okla. St. L 7-28
Fort Hays State W 22-19	1950 Coach: FG Welch 6-2-1	Nebraska-Omaha L 13-35	Nebraska-Omaha L 13-35	Washburn W 7-6
Hastings W 33-12	Gust. Adolphus L 7-26	NE Okla. St. L 12-30	NE Okla. St. L 12-30	Nebraska-Omaha L 0-7
Wichita State L 13-27	Drake L 6-27	SW Mo. St. L 26-27	SW Mo. St. L 26-27	Fort Hays State W 26-14
Benedictine T 7-7	Eastern Illinois W 16-0	Washburn L 6-26	Washburn L 6-26	Pittsburg State L 0-50
Pittsburg State L 0-13	Washburn W 27-19	Southwestern L 7-29	Southwestern L 7-29	Benedictine L 12-15
	Southwestern W 14-7	Fort Hays State L 20-32	Fort Hays State L 20-32	1961 Coach: K. Caywood 1-8
1942 Coach: FG Welch 3-4-1	Fort Hays State W 27-0	Pittsburg State L 0-7	Pittsburg State L 0-7	Lincoln Univ. L 6-22
Fort Riley L 14-39	Pittsburg State W 46-0	Benedictine L 7-20	Benedictine L 7-20	SW Mo. St. L 12-19
Washburn W 12-0	Benedictine W 26-6	Minnesota-Duluth L 7-12	Minnesota-Duluth L 7-12	Central Okla. St. L 7-27
Southwestern T 6-6	SW Mo. St. T 14-14	North Texas State L 0-62	North Texas State L 0-62	Central Mo. St. L 7-12
Fort Hays State W 40-0				Washburn W 26-10
Hastings W 33-20	1951 Coach: FG Welch 5-3-1	1956 Coach: K. Caywood 2-6-1	1956 Coach: K. Caywood 2-6-1	Nebraska-Omaha L 0-7
Wichita State L 6-27	SW Okla. W 26-6	Nebraska-Omaha T 7-7	Nebraska-Omaha T 7-7	*Fort Hays State L 7-12
Benedictine L 6-33	Gust. Adolphus T 7-7	NE Okla. St. L 12-27	NE Okla. St. L 12-27	Pittsburg State L 0-35
Pittsburg State L 0-13	Washburn L 13-14	SW Mo. St. W 13-0	SW Mo. St. W 13-0	Benedictine L 0-19
1943-45 Football Suspended	South Dakota State L 14-34	Washburn L 6-34	Washburn L 6-34	*FHSU later Forfeited
	Southwestern W 52-14	Southwestern L 6-13	Southwestern L 6-13	
1946 Coach: FG Welch 4-5	Nebraska-Omaha L 7-16	Fort Hays State W 14-13	Fort Hays State W 14-13	1962 Coach: K. Caywood 3-5-1
Washburn L 12-20	Fort Hays State W 14-7	Pittsburg State L 0-35	Pittsburg State L 0-35	Lincoln Univ. W 6-0
Colorado Mines W 26-6	Pittsburg State W 7-0	Benedictine L 14-25	Benedictine L 14-25	SW Mo. St. L 7-14
Colorado St. L 21-41	Benedictine W 33-6	Central Okla. St. L 14-42	Central Okla. St. L 14-42	Central Okla. St. L 7-44
Fort Hays State L 6-25	1952 Coach: FG Welch 7-3	1957 Coach: K. Caywood 2-7	1957 Coach: K. Caywood 2-7	Central Mo. St. T 0-0
Rockhurst W 38-12	Gust. Adolphus L 0-13	NE Okla. St. L 6-25	NE Okla. St. L 6-25	Washburn L 6-7
Dakota Wesleyan W 13-0	Quincy W 35-6	SW Mo. St. L 13-33	SW Mo. St. L 13-33	Nebraska-Omaha L 7-33
Benedictine L 14-26	Washburn W 7-6	Graceland (Iowa) W 7-6	Graceland (Iowa) W 7-6	Fort Hays State W 14-13
Pittsburg State W 21-0	Drake L 18-34	Washburn L 0-25	Washburn L 0-25	Pittsburg State L 14-21
Southwestern L 20-33	Southwestern W 26-13	Southwestern W 12-6	Southwestern W 12-6	Benedictine W 21-19
	Nebraska-Omaha W 7-6	Missouri-Rolla L 14-27	Missouri-Rolla L 14-27	1963 Coach: K. Caywood 2-5-2
1947 Coach: FG Welch 7-1-1	Fort Hays State W 20-6	Pittsburg State L 0-46	Pittsburg State L 0-46	Southern Colo. St. W 21-20
Colorado St. W 12-0	Pittsburg State W 26-21	Benedictine L 13-36	Benedictine L 13-36	SW Mo. St. L 0-14
Fort Riley W 23-12	Benedictine W 13-0	Central Okla. St. L 7-27	Central Okla. St. L 7-27	Central Okla. St. L 0-20
Washburn W 12-6	Arkansas State L 7-41	1958 Coach: K. Caywood 5-4-1	1958 Coach: K. Caywood 5-4-1	Central Mo. St. W 13-7
Iowa State L 6-33	1953 Coach: FG Welch 2-5-1	Central Mo. St. W 23-0	Central Mo. St. W 23-0	Washburn L 6-32
Southwestern T 7-7	Quincy T 19-19	SW Mo. St. L 0-14	SW Mo. St. L 0-14	Nebraska-Omaha L 13-27
Fort Hays State W 39-7	Washburn L 0-21	Nebraska-Omaha W 32-6	Nebraska-Omaha W 32-6	Fort Hays State L 13-28
Rockhurst W 33-0	Arkansas State L 19-38	Washburn W 27-6	Washburn W 27-6	Pittsburg State T 0-0
Benedictine W 26-7	Southwestern W 40-6	Southwestern W 13-6	Southwestern W 13-6	William Jewel T 21-21
Pittsburg State W 28-7	Nebraska-Omaha L 7-32	Fort Hays State T 7-7	Fort Hays State T 7-7	1964 Coach: K. Caywood 0-9
	Fort Hays State W 20-7	Pittsburg State L 14-20	Pittsburg State L 14-20	SW Mo. St. L 14-21
1948 Coach: FG Welch 8-2	Pittsburg State L 6-19	Benedictine L 6-28	Benedictine L 6-28	William Jewel L 0-28
Hastings W 48-6	Benedictine L 7-19	Central Okla. St. W 20-18	Central Okla. St. W 20-18	Central Mo. St. L 0-21
Washburn W 7-0	1954 Coach: FG Welch 2-7	#Lincoln Univ. L 0-21	#Lincoln Univ. L 0-21	Northwest Mo. St. L 0-33
Bradley L 6-32	Wichita State L 7-69	1959 Coach: K. Caywood 2-7	1959 Coach: K. Caywood 2-7	Southern Colo. St. L 7-27
Southwestern W 32-7	NE Okla. St. L 0-6	Central Mo. St. L 21-23	Central Mo. St. L 21-23	Fort Hays State L 19-20
Fort Hays State W 26-0	Minnesota-Duluth L 7-20	SW Mo. St. L 7-12	SW Mo. St. L 7-12	Pittsburg State L 10-35
Drake L 20-43	Washburn L 6-14	Southwestern L 14-18	Southwestern L 14-18	Nebraska-Omaha L 13-19
Iowa State W 26-0	Nebraska-Omaha L 6-38	Washburn W 24-13	Washburn W 24-13	Washburn L 6-19
Pittsburg State W 9-7	Fort Hays State L 6-20	Nebraska-Omaha L 13-20	Nebraska-Omaha L 13-20	1965 Coach: K. Caywood 1-8
Benedictine W 72-0	Pittsburg State L 7-20	Fort Hays State W 26-0	Fort Hays State W 26-0	SW Mo. St. L 13-38
I-SW Mo. State W 34-20	Benedictine W 27-26	Pittsburg State L 6-20	Pittsburg State L 6-20	William Jewel L 0-20
	Southwestern W 33-10	Benedictine L 13-22	Benedictine L 13-22	Central Mo. St. L 6-7
1949 Coach: FG Welch 6-4		Central Okla. St. L 0-12	Central Okla. St. L 0-12	Northwest Mo. St. W 28-27
Missouri "B" L 13-33				Southern Colo. St. L 13-26
Drake L 0-40				Fort Hays State L 7-42
Washburn W 19-14				Pittsburg State L 10-35
Rockhurst W 32-6				Nebraska-Omaha L 14-46
Southwestern W 30-14				Washburn L 0-21
Solegio Military W 81-0				
Fort Hays State L 0-9				
Pittsburg State L 7-27				

YEAR BY YEAR RESULTS

1966 Coach: K. Caywood 3-6

Washburn	W	14-0
SW Mo. St.	L	7-28
William Jewel	L	31-43
Central Mo. St.	L	14-23
Southern Colo. St.	L	0-22
Fort Hays State	L	13-27
Pittsburg State	W	27-20
Nebraska-Omaha	L	0-13
Washburn	W	12-6

**Coach Ron Blaylock
1967-1968
6-11-2**

1967 Coach: R. Blaylock 1-9

SW Mo. St.	L	H	13-27
William Jewel	L	H	27-28
Central Mo. St.	L	A	14-41
Sul Ross State	L	A	7-40
Southern Colo. St.	L	A	6-34
Fort Hays State	L	A	7-26
Pittsburg State	L	H	7-27
Nebraska-Omaha	L	A	26-31
Washburn	W	H	34-7
Colorado St.	L	A	0-77

1968 Coach: R. Blaylock 5-2-2

St. Mary's, Plains	W	37-20
East Central Okla.	L	27-40
Central Mo. St.	T	41-41
Peru State (Neb.)	W	41-0
Southern Colo. St.	W	20-17
Fort Hays State	W	41-21
Pittsburg State	T	27-27
Nebraska-Omaha	L	26-27
Washburn	W	47-19

**Coach Jim Lance
1969-1970
7-11-0**

1969 Coach: Jim Lance 6-3

Wayne State	W	56-0
Colorado St.	L	30-33
Central Mo. St.	L	45-56
Peru State (Neb.)	W	76-6
Southern Colo. St.	L	9-10
Fort Hays State	W	34-7
Pittsburg State	W	34-21
Nebraska-Omaha	W	62-21
Washburn	W	28-14

1970-1979: 30-67-1

1970 Coach: Jim Lance 1-8

Wayne State	L	3-31
Central Mo. St.	L	16-23
Mo. Southern	L	6-39
Southern Colo. St.	L	14-20
Fort Hays State	W	42-31
Northern Colo.	L	21-55
Nebraska-Omaha	L	21-35
Washburn	L	21-34
Pittsburg State	L	14-45

**Coach Bud Elliot
1971-73
17-11-1**

1971 Coach: Bud Elliott 3-6-1

Arkansas Tech	L	A	14-31
Wayne State	W	H	13-0
Central Mo. St.	L	A	7-10
Mo. Southern	L	A	3-18
Southern Colo. St.	L	H	9-30
Fort Hays State	W	A	23-21
Northern Colo.	L	H	0-24
Nebraska-Omaha	T	H	14-14
Washburn	W	A	3-0
Pittsburg State	L	H	10-41

1972 Coach: Bud Elliott 7-4

Arkansas Tech	L	7-10
Wayne State	W	21-0
Central Mo. St.	W	20-10
Pittsburg State	L	21-6
Northern Colo.	W	6-0
Southern Colo. St.	W	24-10
Fort Hays State	W	17-7
Mo. Southern	L	9-14
Nebraska-Omaha	W	17-7
Washburn	W	41-7
%William Penn	L	14-17

1973 Coach: Bud Elliott 7-2

Arkansas Tech	W	41-17
Central Mo. St.	W	36-10
Pittsburg State	W	30-0
Northern Colo.	W	10-0
Southern Colo. St.	W	45-12
Fort Hays State	W	15-9
Mo. Southern	W	30-24
Nebraska-Omaha	L	10-13
Washburn	L	10-70

**Coach Dave Hoover
1974-1978
9-40**

1974 Coach: D. Hoover 2-7

Arkansas Tech	W	20-16
SW Mo. St.	L	13-24
Cameron	L	7-35
Central Mo. St.	L	0-27
Washburn	L	15-36
Pittsburg State	L	6-10
Northern Colo.	L	26-45
Southern Colo. St.	L	13-50
Fort Hays State	W	28-12

1975 Coach: D. Hoover 1-9

Mo. Southern	L	13-20
SW Mo. St.	W	36-32
Cameron	L	12-43
Central Mo. St.	L	3-20
Washburn	L	13-42
Pittsburg State	L	0-10
Northern Colo.	L	7-55
Southern Colo. St.	L	20-34
Fort Hays State	L	8-20
Kearney State	L	6-42

1976 Coach: D. Hoover 0-10

Mo. Southern	L	6-28
SW Mo. St.	L	0-28
Central Mo. St.	L	7-10
Kearney State	L	7-21
Washburn	L	0-21
Pittsburg State	L	27-40
Mo. Western	L	7-21
Wayne State	L	0-20
Fort Hays State	L	2-6
Benedictine	L	15-21

1977 Coach: D. Hoover 3-7

SW Mo. St.	L	6-33
Doane	W	30-27
Central Mo. St.	L	20-25
Washburn	L	12-40
Fort Hays State	W	10-0
Mo. Southern	W	15-13
Kearney State	L	0-31
Mo. Western	L	9-27
Pittsburg State	L	25-48
Wayne State	L	9-25

1978 Coach: D. Hoover 2-8

Doane	L	H	10-20
Benedictine	L	A	7-12
Central Mo. St.	W	A	24-23
Washburn	L	H	7-17
Fort Hays State	L	H	17-27
Mo. Southern	L	A	0-17
Kearney State	L	H	0-17
Mo. Western	L	A	17-49
Pittsburg State	L	A	14-41
Wayne State	W	H	28-14

**Coach Bob Seaman
1979-1982
10-30-0**

1979 Coach: B. Seaman 4-6

Doane	L	6-13
Benedictine	W	13-3
Central Mo. St.	W	21-0
Washburn	W	17-11
Mo. Southern	W	21-10
Mo. Western	L	4-31
Kearney State	L	7-10
Wayne State	L	6-7
Fort Hays State	L	21-31
Pittsburg State	L	0-16

1980-1989: 51-54

1980 Coach: B. Seaman 2-8

Doane	W	9-7
Benedictine	L	6-9
Central Mo. St.	L	11-17
Washburn	W	45-7
Mo. Southern	L	7-14
Mo. Western	L	18-41
Kearney State	L	0-12
Wayne State	L	0-20
Fort Hays State	L	6-34
Pittsburg State	L	13-32

1981 Coach: B. Seaman 1-9

NW Okla. St.	W	A	14-10
Central Mo. St.	L	H	7-16
Northwest Mo. St.	L	H	7-14
Pittsburg State	L	H	7-14
Washburn	L	A	10-17
Mo. Southern	L	A	9-21
Mo. Western	L	H	14-35
Kearney State	L	H	7-24
Wayne State	L	A	17-20
Fort Hays State	L	A	15-16

1982 Coach: B. Seaman 3-7

NW Okla. St.	W	H	14-8
Baker	W	A	24-14
Northwest Mo. St.	L	A	6-31
Pittsburg State	L	A	7-14
Washburn	W	H	20-13
Mo. Southern	L	H	28-34
Mo. Western	L	A	14-22
Kearney State	L	A	0-28
Wayne State	L	H	6-17
Fort Hays State	L	H	28-29



**Coach Larry Kramer
1983-1994
71-54**

1983 Coach: L. Kramer 2-8

NW Okla. St.	L	A	33-59
Baker	L	H	14-30
Chardon State	W	H	18-6
Washburn	L	A	7-41
Mo. Southern	L	A	6-41
Mo. Western	L	H	20-22
Kearney State	L	H	12-26
Wayne State	W	A	14-13
Fort Hays State	L	A	10-43
Pittsburg State	L	H	14-37

1984 Coach: L. Kramer 3-7

Southwestern	W	A	27-23
NW Okla. St.	L	H	0-40
Baker	L	A	0-34
Washburn	W	H	14-0
Mo. Southern	L	H	6-24
Mo. Western	L	A	6-28
Kearney State	L	A	3-44
Wayne State	L	H	7-30
Fort Hays State	W	H	17-7
Pittsburg State	L	A	22-44

YEAR BY YEAR RESULTS

1985 Coach: L. Kramer 6-4

Western State	W	A	35-0
Southwestern	W	H	6-0
Baker	W	H	25-7
Pittsburg State	W	H	41-9
Washburn	L	A	18-25
Mo. Southern	L	A	26-34
Mo. Western	L	H	8-10
Kearney State	W	H	17-14
Wayne State	W	A	26-24
Fort Hays State	L	A	26-35

1986 Coach: L. Kramer 8-2

Western State	W	H	35-6
Southwestern	W	A	34-14
Baker	W	A	35-7
Pittsburg State	L	A	27-59
Washburn	W	H	22-16
Mo. Southern	W	H	11-0
Mo. Western	W	A	32-0
Kearney State	L	A	29-30
Wayne State	W	H	43-22
Fort Hays State	W	H	25-16

1987 Coach: L. Kramer 7-4

Southwestern	W	H	36-3
Western State	W	A	35-30
Baker	W	H	19-17
Wayne State	W	A	21-12
Mo. Southern	W	H	26-7
Mo. Western	W	H	22-6
Kearney State	W	A	17-16
Fort Hays State	L	A	20-40
Pittsburg State	L	H	9-35
*Washburn	L	H	21-28
^Cameron	L	A	12-17
*Washburn Later Forfeited			

1988 Coach: L. Kramer 8-3

Western State	W	H	26-0
Truman	W	A	35-17
Chico State	W	A	23-0
Wayne State	W	H	52-7
Mo. Southern	W	A	45-22
Mo. Western	W	A	36-27
Kearney State	W	H	49-21
Fort Hays State	W	H	37-10
Pittsburg State	L	A	11-21
Washburn	L	A	46-59
^Adams State	L	H	10-14

1989 Coach: L. Kramer 11-2

Harding	W	H	5-0
Western State	W	A	35-21
*Arkansas Tech	W	H	42-17
Central Arkansas	L	A	14-20
Wayne State	W	A	31-10
Kearney State	W	A	34-7
NW Okla. St.	W	H	31-13
NE Okla. St.	W	A	15-6
Panhandle St.	W	H	49-13
Fort Hays State	W	A	34-21
^Harding	W	H	32-9
^Adams State	W	A	51-44
^^Carson-Newman	L	A	20-34
*ESU Later Forfeited			

1990-1990: 57-48

1990 Coach: L. Kramer 6-4

Harding	W	A	21-14
Western State	W	H	23-15
Arkansas Tech	L	A	3-21
Central Arkansas	L	H	9-17
Wayne State	W	H	29-3
Kearney State	W	H	28-21
Fort Hays State	L	H	8-11
NW Okla. St.	W	A	19-6
NE Okla. St.	L	H	22-34
E. Central Okla.	W	H	19-0

1991 Coach: L. Kramer 5-5

Fort Hays State	W	A	28-27
Mo. Western	W	H	28-27
Truman	W	A	42-41
Central Mo. St.	W	H	44-17
Washburn	W	H	49-18
Missouri-Rolla	L	A	21-27
SW Baptist	L	H	20-42
Pittsburg State	L	A	36-70
Northwest Mo. St.	L	H	36-41
Mo. Southern	L	A	9-45

1992 Coach: L. Kramer 7-3

Fort Hays State	W	H	24-17
Mo. Southern	W	H	28-7
Mo. Western	W	A	35-30
Truman	W	H	24-7
Central Mo. St.	L	A	7-9
Washburn	W	A	25-18
Missouri-Rolla	W	H	35-6
SW Baptist	W	A	45-6
Pittsburg State	L	H	38-49
Northwest Mo. St.	L	A	41-54

1993 Coach: L. Kramer 3-7

Fort Hays State	L	A	7-17
SW Baptist	W	H	42-6
Missouri-Rolla	W	A	17-0
Northwest Mo. St.	L	H	15-21
Truman	L	A	13-24
Mo. Western	L	H	20-26
Mo. Southern	L	A	17-39
Central Mo. St.	L	H	3-17
Washburn	W	H	37-19
Pittsburg State	L	A	14-45

1994 Coach: L. Kramer 5-5

Fort Hays State	W	H	24-17
SW Baptist	W	A	31-14
Missouri-Rolla	L	H	14-15
Northwest Mo. St.	W	A	41-26
Truman	L	H	10-28
Mo. Western	L	A	21-28
Mo. Southern	W	H	17-7
Central Mo. St.	L	A	20-33
Washburn	W	A	43-7
Pittsburg State	L	H	24-43



Coach Manny Matsakis
1995-1998
26-18

1995 Coach: M. Matsakis 5-6

Fort Hays State	L	A	16-43
Friends	W	H	66-0
Mo. Southern	W	A	26-21
Mo. Western	L	H	28-35
Washburn	W	H	25-24
Missouri-Rolla	W	A	45-14
SW Baptist	L	H	30-35
Pittsburg State	L	A	12-48
Northwest Mo. St.	L	H	13-23
Truman	W	A	36-19
Central Mo. St.	L	H	22-52

1996 Coach: M. Matsakis 5-6

Wayne State	L	H	38-50
Fort Hays State	L	H	30-42
Mo. Southern	L	H	20-22
Mo. Western	W	A	30-14
Washburn	W	A	40-35
Missouri-Rolla	W	H	52-20
SW Baptist	W	A	42-7
Pittsburg State	L	H	7-63
Northwest Mo. St.	L	A	34-51
Truman	L	H	20-55
Central Mo. St.	W	A	32-22

1997 Coach: M. Matsakis 7-4

NW Okla. St.	W	A	23-16
Fort Hays State	W	A	51-35
Pittsburg State	L	A	22-32
SW Baptist	W	H	46-7
Truman State	L	A	28-44
Mo. Western	W	H	27-15
Mo. Southern (OT)	L	A	39-40
Central Mo. St.	W	A	50-10
Washburn	W	A	64-35
Missouri-Rolla	W	A	77-20
Northwest Mo. St.	L	A	38-44

1998 Coach: M. Matsakis 9-2

N. Dakota St.	W	A	23-21
Fort Hays State	W	H	41-3
Pittsburg State	W	H	38-28
SW Baptist	W	A	39-14
Truman	L	H	24-25
Mo. Western	W	A	42-34
Mo. Southern	W	H	63-17
Central Mo. St.	W	A	56-24
Washburn	W	A	35-27
Missouri-Rolla	W	H	34-14
Northwest Mo. St.	L	A	33-69



Coach Jerry Kill
1999-2000
11-11

1999 Coach: Jerry Kill 5-6

Fort Hays State	W	A	31-14
Central Okla. St.	L	H	25-28
Central Mo. St.	W	H	41-12
Mo. Southern	L	A	12-29
Missouri-Rolla	W	A	48-6
SW Baptist	W	H	31-0
Pittsburg State	L	A	7-21
Northwest Mo. St.	L	H	28-59
Truman (OT)	L	A	24-31
Mo. Western	L	H	7-27
Washburn	W	H	45-20

2000-2007: 44-44

2000 Coach: Jerry Kill 6-5

Fort Hays State	L	H	10-16
East Central Okla.	W	A	31-14
Central Mo. St.	L	A	21-34
Mo. Southern	W	H	24-0
Missouri-Rolla	W	H	49-7
SW Baptist	W	A	34-13
Pittsburg State	L	H	0-21
Northwest Mo. St.	L	A	7-62
Truman	W	H	55-20
Mo. Western	L	A	27-28
Washburn	W	A	35-21

YEAR BY YEAR RESULTS



Coach Dave Wiemers
2001-2006
35-32

2001 Coach: D. Wiemers 5-6

Fort Hays State	W	A	38-21
East Central Okla.	W	H	21-17
Truman	W	A	34-15
Central Mo. St. (2OT)	L	H	34-40
Mo. Western	L	H	14-34
Pittsburg State	L	A	23-38
Missouri-Rolla	W	H	31-19
SW Baptist	L	A	10-17
Washburn	W	H	39-18
Mo. Southern (2OT)	L	H	17-23
Northwest Mo. St.	L	A	3-44

2002 Coach: D. Wiemers 9-3

Fort Hays State	W	H	38-7
East Central Okla.	W	A	17-9
Truman	W	H	34-17
Central Mo. St.	L	A	13-41
Mo. Western	W	A	21-14
Pittsburg State	W	H	13-3
Missouri-Rolla	W	A	40-7
SW Baptist	W	H	21-13
Washburn	L	A	21-34
Mo. Southern	W	A	47-16
Northwest Mo. St.	L	H	5-34
#Winona State (OT)	W	N	34-27

2003 Coach: D. Wiemers 9-3

Fort Hays State	W	A	31-21
East Central Okla.	W	H	28-3
Washburn (OT)	W	H	35-28
Missouri Western	W	H	27-24
Truman	W	A	55-24
Northwest Missouri	L	H	13-16
Pittsburg State	W	A	22-20
Southwest Baptist	W	H	20-9
Missouri-Rolla	W	A	44-27
Missouri Southern	W	A	31-7
Central Missouri	L	H	18-28
@Winona State	L	A	3-10

2004 Coach: D. Wiemers 5-6

Fort Hays State	W	H	13-10
Jacksonville State	L	A	16-25
Washburn	L	A	10-28
Missouri Western	W	A	33-30
Truman	W	H	38-21
Northwest Missouri	L	A	28-59

Pittsburg State	L	H	27-72
Southwest Baptist	W	A	34-20
Missouri-Rolla	L	H	19-29
Missouri Southern	W	H	46-43
Central Missouri	L	A	33-35

2005 Coach: D. Wiemers 4-6

Fort Hays State	W	A	52-13
Winona State	L	A	21-40
Southwest Baptist	W	H	45-28
Pittsburg State	L	A	17-52
Northwest Missouri	L	H	0-14
Truman State	W	A	41-12
Missouri Western	L	H	14-21
Washburn	L	H	14-42
Missouri Southern	W	A	22-21

2006 Coach: D. Wiemers 3-8

Panhandle State	W	A	69-6
Winona State	L	H	18-21
Fort Hays State	W	H	48-10
Southwest Baptist	W	A	35-31
Pittsburg State	L	H	57-59
Northwest Missouri	L	A	17-49
Truman State	L	H	13-14
Missouri Western	L	A	12-24
Washburn	L	A	6-37
Central Missouri	L	A	21-48
Missouri Southern	L	A	33-34



Coach Garin Higgins
2007-Present
3-8

2007 Coach: G. Higgins 3-8

Western State	W	A	7-3
Central Oklahoma	W	A	17-7
Southwest Baptist	W	H	35-28
Fort Hays State	L	A	12-26
Missouri Southern	L	A	19-42
Central Missouri	L	H	7-38
Washburn	L	H	21-31
Missouri Western	L	H	21-52
Truman (OT)	L	A	30-33
Northwest Missouri	L	H	7-24
Pittsburg State	L	A	0-62

- @NCAA Playoffs
- ^NAIA Playoffs
- ^^NAIA Championship Game
- #Mineral Water Bowl
- %Boot Hill Bowl
- !Mo-Kan Bowl

ESU Homecoming Results Since Joining the MIAA

Year	Opponent	Score	Att.
2007	MWSU	21-52	5289
2006	TSU	13-14	5534
2005	WU	14-42	6678
2004	MSSU	49-46	5010
2003	SBU	20-9	6041
2002	SBU	21-13	4827
2001	UMR	31-19	5526
2000	TSU	55-20	4077
1999	NWMSU	28-59	6259
1998	MSSC	63-17	4820
1997	CMSU	50-10	1750
1996	UMR	52-20	4333
1995	NWMSU	13-23	3612
1994	MSSC	17-7	4754
1993	MWSC	20-26	4022
1992	PSU	38-49	7640
1991	SBU	20-42	4923

- ESU is 9-8 in Homecoming games since 1991.
- ESU has won six of the last ten Homecoming contests.
- ESU has averaged 4835 fans at the last 15 Homecoming games.



The highest ranking of any MIAA school in the US Sports Academy Director's Cup, the most MIAA Players of the Year, the Most MIAA Freshmen of the Year, an MIAA high two Academic All-Americans, and more All-Americans in more sports than the rest of the league highlighted the 2007-08 school year for Emporia State University.

ESU was one of six MIAA schools to rank in the top 50 out of nearly 300 active NCAA Division II member institutions. The MIAA's six schools in the top 50 ranked first among the 22 conferences in NCAA Division II. ESU was the top ranked NCAA school in Kansas in the final rankings for the third straight year.

The school year began with the Hornet football team jumping to a 3-0 record to open Garin Higgins first season as head coach at his alma mater. The ESU would end the season with more big plays (sacks and interceptions) for more yards than any year since joining the MIAA.



The Hornet volleyball team advanced to its second NCAA Tournament in the last three years without a senior on the squad. ESU won its final seven home matches including a 3-0 sweep of then #4 Washburn in front of a school record crowd of 1,024 in White Auditorium. Ting Liu was named the MIAA and South Central Regional Freshman of the Year.

Jonel Rossbach began her senior season in style winning her second straight MIAA cross country championship and finishing fourth at the NCAA Championships. With Rossbach the only runner with collegiate experience, the ESU women placed second at the Jock's Nitch Invitational.

Skyler Delmott led the ESU men to the team championship at the Jock's Nitch Invitational and a fourth place finish at the MIAA Championships.

The Hornet soccer team ended the season ranked 57th in the nation in attendance despite not winning a match.



The Lady Hornet basketball team, led by three-time All-American Michelle Stueve, won their seventh MIAA championship in the last 11 years. The Lady Hornets would reach the "Sweet 16" of the NCAA Tournament for the eighth time. Stueve would break the MIAA career scoring record against Missouri Western on February 7 on the way to earning MIAA Player of the Year honors.

The men's basketball team advanced to the MIAA Tournament Championship game for the first time in school history. The Hornets were ranked as high as #7 in the nation before a series of injuries set in. ESU was involved in one of the most bizarre endings to a game when an apparent buzzer beater against Northwest Missouri was over-ruled when the official used a cell phone to time a replay of the shot. ESU would go on to lose in double overtime.



Both teams ended the season ranked in the top 15 nationally in attendance, the sixth straight year both programs have been in the top 25 nationally.

ESU swept High Point honors at the MIAA Indoor track and field championships on the way to top three finishes for both teams. Jonel Rossbach and Brooke Kent both won three events to share the High Point award for the second place women. The Hornet women tied for 23rd in the team standings at the national meet.

Kenton Lonberger won the 60m and 200m in school record time to claim High Point and Freshman of the Year honors for the second place Hornet men. The ESU men placed 11th at the national indoor championships thanks to three All-American efforts in the high jump by Dustin Andrews, Alex Pyle and Craig Saalfeld.





Spring saw the baseball and softball teams win MIAA championships for Emporia State. The softball team swept the MIAA regular season and tournament championships on the way to their second NCAA Championship Game appearance in three years. During the course of the national tournament, ESU made two appearances on national television - their 1-0 win over Francis Marion and the 1-0 loss to Humboldt State in the championship game. ESU has not lost an MIAA Tournament game since falling in the championship game of the 2003 tourney. Senior Samantha Sheeley and sophomore Miranda Campbell earned second-team All-American honors for the Hornets.

The baseball season was one of records for the Hornets as the team set a new MIAA record by going on a 35 game winning streak and earning the regular season title. Brian Majors set a new MIAA record for hits in a season, while Eric Shortell set a new record for home runs in a season. The Hornets had three All-Americans and Keith Hernandez was named the NCAA Division II Player of the Year. The Hornets hosted the regional, but fell in the regional semi-final to Nebraska-Omaha.



For the second straight year both the ESU men's and women's tennis teams advanced to the NCAA Tournament. The women advanced to the sub-regional championship game for the fourth straight year. The men made their second straight appearance after finishing in a tie for third in the MIAA Tournament. Natalie Villaflor and Julian Rios were named the Regional Female and Male Senior Players of the Year by the ITA. Amanda Morris was named the MIAA and ITA Regional Freshman of the Year for ESU.



Senior Jonel Rossbach capped her outstanding career with a national championship in the 5000m to propel the Emporia State women to a tenth place finish at the NCAA Division II Outdoor Track & Field Championships. Rossbach's championship was one of seven All-American efforts for ESU during the three day meet in Walnut, Calif. Rossbach broke her own school record in the 5000m, as she earned her seventh All-American honor and became the first Hornet to win a national championship on the track since Kadri Kelve won the steeplechase in 2003. Jennifer Robinson, Brooke Kent and Connie Philips all earned All-American honors for ESU.

The Hornet men placed 18th thanks to All-American performances by Craig Saalfeld and Kenton Lonberger.



Emporia State excelled in the classroom as well with twenty-two Emporia State student-athletes named Academic All-MIAA during 2006-07. To earn this distinction, student-athletes must have a cumulative 3.50 grade-point average and earned All-MIAA honors in their sport over the past season. On the strength of two Academic All-America selections this year, ESU is ranked 11th in the nation in producing Academic All-Americans named by CoSIDA in the 21st century. Hornet student-athletes have been named Academic All-America 16 times since 2000. Over half of the Hornet student-athletes made the ESU Athletic Director's Honor Roll with a 3.00 GPA over the previous semester.



All of the success on the field and in the classroom showed up in the attendance figures as well. Nearly 115,000 fans turned out for ESU home athletic events during the school year with volleyball, football, men's and women's basketball all ranked in the top 35 nationally. This is the fifth-straight year in which ESU has gone over 100,000 in total attendance in all sports combined.



HORNETS WRAP UP ANOTHER SEASON OF POST SEASON CONQUEST

ESU had its highest finish ever in the Director's Cup as they finished 11th, the highest of any MIAA team. The Hornet softball team played in the national championship for the second time in three years.

Sport	Overall W-L	MIAA W-L	MIAA Finish	MIAA Tourney	NCAA Finish	National Ranking	Season Highlights
Baseball	50-10	32-4	1st	2nd	17th	10th	Won MIAA record 35 straight games
Basketball - M	14-16	7-11	8th	2nd	--	--	Advanced to the MIAA Tourney Championship
Basketball - W	23-8	14-4	1st	5th	9th	22nd	Played in the sweet sixteen
Cross Country - M	--	--	4th	--	--	--	Sloan Kern named MIAA Freshman of the Year
Cross Country - W	--	--	8th	--	--	--	Rossbach earns All-American honors
Football	3-8	1-8	9th	--	--	--	Travis Lee named second team All-MIAA
Soccer	0-19-0	0-14-0	8th	--	--	--	Hornets led #23 UCM with 2 minutes to play
Softball	48-17	15-3	1st	1st	2nd	2nd	Second Championship game in three years
Tennis - M	9-9	0-4	5th	3rd	33rd	--	Won opening round in MIAA tournament
Tennis - W	14-5	4-3	4th	5th	17th	24th	Amanda Morris Freshman of the Year
Indoor Track & Field - M	--	--	3rd	--	11th	15th	Kenton Lonberger MIAA High point winner
Indoor Track & Field - W	--	--	2nd	--	23rd	24th	Rossbach/Kent MIAA High point winners
Outdoor Track & Field - M	--	--	3rd	--	18th	11th	Josh Honeycutt named Freshman of the Year
Outdoor Track & Field - W	--	--	3rd	--	10th	25th	Jonel Rossbach MIAA High Point winner
Volleyball	27-9	10-3	3rd	3rd	17th	15th	Second Regional trip in three years
Overall	188-101-0 .651	83-54-0 .606	The Hornets claimed three MIAA titles and eight top-three finishes and 10 teams advanced to NCAA competition				

HORNETS DRAW OVER 100,000 FANS FOR 2007-08

More than four times the population of Emporia watched as Emporia State finished in the top 15 of the Sports Academy Director's Cup standings in 2007-08. The Hornets drew 109,575 fans to 126 sporting events last year, averaging 870 spectators per event. That marked the fifth time that at least 100,000 fans saw the Hornets play.

ESU Attendance by Sport in 2006-07

Sport	Events	Total	Average
Baseball	36	9,585	266
Basketball - M	14	30,187	2,157
Basketball - W	14	31,817	2,273
Cross Country	1	750	750
Football	5	24,482	4,896
Soccer	8	1,394	174
Softball	26	5,742	220
Tennis	10	300	30
Track	4	2,000	500
Volleyball	8	3,318	415
Total	126	109,575	870



“YAPS, YELLOW JACKETS AND HORNETS”



Here come the Hornets! Go Hornets Go! How did Emporia State University really get to known as the Hornets?

A casual conversation between Vic Trusler and an Emporia Gazette reporter named Cecil Carle led the establishment of the Hornets as Emporia State's mascot. In the early 1930's, the Teachers College students were called the Yaps. It is uncertain why the students were called that except popular legend suggests that because they were teachers, they did a lot of "yapping." In any case, most of the students were not fond of the moniker.

Trusler, a legendary figure on campus in the "30's," and coach at Roosevelt High School, and Carle, without design, were instrumental in getting the name changed. Carle was seeking information on the official name of the Roosevelt High School team. Trusler suggested he call the Roosevelt team the Bluejackets since they wore blue jerseys.

In that momentous conversation, Trusler further commented that the students at the Teacher College really did not like being called the Yaps. Instead he suggested they be called the Yellow Jackets because the men wore yellow sweaters with black stripes on the sleeves. And, like the insect, they had quite a sting to them. Nothing further was said, but the next Gazette article about the Teachers College referred to the students as Yellow Jackets.

The evolution of the name Yellow Jacket to Hornet is almost anti-climatic. A lack of newspaper space forced the Yellow Jacket to be shortened to Hornet. For a while the two names were interchanged and used throughout the state.

To further cement the Hornet tradition, the football team received new uniforms in 1936. They were almost entirely black prompting some to suggest that the team be called the Mud Daubers, which are yellow jackets, which are hornets, which game more sting to the legend.

"Corky" first appeared on the scene in 1934 when Paul Edwards, then a sophomore, made what he thought was a more representative figure of the school mascot than the stereotyped hornet being used. He entered it in a contest and finished second. Not to be discouraged Edwards redrew his hornet and showed it to Ray Maul, then manager of the Memorial Union, who thought he could "use the buzzard." The Corky figure would soon become popular on campus.

Edwards liked his Corky so much he patented the bug in 1936, which dated its 50th anniversary to 1986. During Homecoming 1987, Edwards dedicated a Corky the Hornet statue he sculpted, which was placed near Plumb Hall to welcome campus visitors to "Hornets Country."



**The Corky Tradition -----
The Sting Lives On!**

Emporia State continued to lead the way in athletic facilities during the 2006-07 school year. The projects continue to give Emporia State some of the finest facilities in NCAA Division II.

Emporia State announced on May 23, 2005 that the new Super Turf playing surface would be installed at Welch Stadium and that the new field would be named Jones Field in honor of the W.S. and E.C. Jones Testamentary Trust, the lead contributor to the project. The Super Turf surface allows the Hornet football team multiple practices and games in the stadium that were not possible with the natural grass surface. A grant from the Jones Foundation will supply fifty percent of the estimated \$675,000 project. The USD 253 Board of Education approved twenty-five percent of the funding and Emporia State Athletics secured the remaining twenty-five percent in private donations with a lead gift from John and Doreen Waechter. Welch Stadium will continue to also host Emporia High School games.



Zola Witten Track at Welch Stadium was resurfaced over the summer of 2005. The resurfacing prepared ESU as the host site of the 2006 NCAA II men's and women's outdoor track and field national championships. The facility hosted the same event in 1995 and 1999.

Groundbreaking for the Hanna Clubhouse at the Trusler Sports Complex, just north of the ESU campus, took place on April 30, 2005. The facility houses locker rooms for baseball and softball, as well as coaches offices. It gives Hornet student-athletes on the teams a place to call home before and after games and practices. The second floor of the building serves as an observation deck where fans may have parties. The building, named after donors Doris and Chuck Hanna.



EMPORIA STATE FACILITY BREAKDOWN

Name	Sports	Capacity	Location
Jones Park	Men's Cross Country/Women's Cross Country	1,000	24th Av. & Prairie St./NW Emporia
Milton Tennis Courts	Men's Tennis/Women's Tennis	100	Northwest ESU Campus
Trusler Sports Complex	Baseball/Softball	500/450	701 E 18th Av./NE Emporia
TRYSA Complex	Soccer	1,500	18th Av. & Graphic Arts Rd./West Emporia
Fran Welch Stadium	Football	7,000	Northwest ESU Campus
William Lyndsay White Auditorium	Men's Basketball/Women's Basketball/Volleyball	5,000	111 E 6th Av/Downtown Emporia
Zola Witten Track	Men's Track and Field/Women's Track and Field	7,000	Northwest ESU Campus



Throughout NCAA Division II programs, White Auditorium is regarded as one of the premier basketball arenas in the nation. In 1999 the auditorium floor was replaced for the first time since 1940, using a Grade 1, one-inch thick, northern hardwood maple. The graphic design incorporates Emporia State's new logo and the finish brings out the natural beauty of the wood. Manufacturers are calling the White Auditorium playing surface "the best in the state of Kansas."

Built in 1940 as a product of President Franklin D. Roosevelt's Public Works Administration (PWA), William Lindsay White Auditorium serves the needs of the Emporia community and Emporia State University. During the 1994-95 season the auditorium was renovated and bleacher seating was added to the south end of the court, expanding the seating capacity from 3,700 to 5,000.

The auditorium, located in downtown Emporia, is the home site of ESU men's and women's basketball, as well as volleyball.



ESU dedicated Milton Tennis Courts in 2004 in honor of former coach George Milton. Milton was a coach at ESU from 1966-99. The facility, located west of the HPER Building on campus, is used by the men's and women's tennis program and it hosted the Hornet women's first ever trip to the NCAA tournament in 2005.



The Hornet soccer program plays its home games at the Two Rivers Youth Soccer Association (TRYSA) Complex in west Emporia. The facility is lighted with a scoreboard and has one of the few elevated press boxes for soccer in the MIAA. ESU drew a then-regular-season record 1,820 fans to TRYSA for a match against Northern Colorado in 2002.



Jones Park in northwest Emporia is the home of the Emporia State cross country program. The park provides practice facilities and the host-site for the Jocks Nitch Invitational, a meet hosted by ESU each year.



Emporia State is committed to providing student-athletes with an environment that will maximize the potential for success. ESU's Health, Physical Education and Recreation Building houses offices for coaches and administrators, weight room facilities, a swimming pool, computer lab, five practice gymnasiums and a state-of-the-art training room. The practice gyms allow the baseball, softball and track and field teams a chance to practice indoors, as well as offer additional practice space for basketball and volleyball.



The computer lab on the HPER Building in just one of many available to student-athletes on the ESU campus. Over 200 computers are available on campus, providing ESU students the highest technologies available.



A swimming pool in the HPER Building provides student-athletes conditioning and an additional option for physical therapy.



The Emporia State training room facilities offer student-athletes the finest athletic medicine care available. Athletic trainers John Baxter, M.S., ATCR, and Leslie Kenney, M.S., ATCR, establish injury and illness prevention programs, evaluate and provide immediate care for injury or illness, rehabilitate and recondition athletic injuries, and provide health care administration, education and counseling as related to injury or illness, all under the supervision of team physician Dr. Marshall Havenhill, M.D. Assisting Baxter and Kenney are two certified graduate assistants and numerous undergraduate student assistants.





Emporia State student-athletes excelled not only on the field in 2005-06, but in the classroom and in the community as well.

Katie Hensley was named a Coca-Cola Community All-American by the National Association of Collegiate Directors of Athletics. The Coca-Cola Community All-Americans program recognizes, celebrates and applauds student-athletes who are making a difference in their communities. Coca-Cola made a \$5,000 donation to the Plumb Place in Covington's name.

A total of 26 Emporia State student-athletes earned Academic All-MIAA honors for the 2005-06 school year. To earn this distinction, student-athletes must have a cumulative 3.50 grade-point average in two terms of attendance at the nominating institution, and earned All-MIAA honors in their sport over the past season. Over the last two years ESU had the most student-athletes from MIAA sponsored sports on the list.

Emporia State annually celebrates National Women in Sports Day with former Lady Hornets addressing youth athletes during halftime of a basketball game.



Emporia State student-athletes didn't just provide the Emporia community with exciting sports action throughout the year, the Hornets also provided the community with over 2,700 hours of community service during the 2005-06 year.

Working with organizations like the Make-A-Wish Foundation, Special Olympics, the American Diabetes Association and the Big Brothers and Big Sisters, the Hornets contributed over 2700 hours of community service. From painting warm out park buildings, baby sitting, cheering on Special Olympics competitors, collecting canned foods and to recycling, Emporia State student-athletes could be seen all around Emporia lending their time.



Our relationship has been and will continue to be very strong with Emporia. Our teams have been a constant in the community being active in Special Olympics, Big Brother/Sisters, and Christmas in April. The teams pay attention to how the community perceives them and it is important that we maintain our great relationship.

THIS IS EMPORIA STATE

Emporia State University is a comprehensive Regents university primarily serving residents of Kansas by providing leadership in quality instruction, related scholarship and service. A student-centered institution, its central mission is to develop lifelong learning skills, impart society's cultural heritage, and educate and prepare for both the professions and advanced study. Faculty, staff and students interact in a collegial atmosphere that fosters freedom of inquiry and expression.

In August 2000, Emporia State University was identified as a "best value" by the Kaplan/Newsweek College Catalog 2001. ESU was named a "top school" in six of its college and university ranking categories, being a school that offers a high level of individual academic attention from faculty that is a hidden treasure offering the best career services that is responsive to individual student financial aid needs that offers the best value that the guidance counselors would attend if they could repeat their college years ESU was among the top ten schools in this category. The top ten schools were UCLA, Michigan State, Stanford, Texas A&M, UC-Berkeley, Notre Dame, Wisconsin, Illinois, Kansas State, and Emporia State.

ESU was named one of the "Best in the Midwest" by the Princeton Review in 2005. One thing that puts this ranking above the rest is that it is based on student opinion data and surveys filled out by current ESU students.

In 2005-06, the overall headcount at ESU was up 3.5% and represented a 16% increase in first time freshmen. Recent data from the Office of Career Services indicated that 97% of our graduates from May 2005 were either employed or enrolled in graduate school. ESU Alumni are exceptional leaders in industry, business, medical and educational professions.

The university provides undergraduate educational opportunities designed to meet the broad goals of basic skill development and general education, as well as the more specific goals of a variety of programs in art and sciences, business, education, and library and information management.

Graduate programs serve needs and provide leadership within the region, the state and the Great Plains area. The university offers programs of national distinction in Education and in Library and Information Management, including a Ph.D. in Library and Information Management.

ESU's arts and sciences programs and offerings at the undergraduate and graduate levels provide a solid foundation for further learning, preparation for the many avenues of employment to which the basic disciplines lead, and the advanced knowledge necessary to enable professionals, including teachers, to move ahead in their fields and accept increased responsibilities and challenges.

As a national leader in teacher preparation, the Teacher's College at ESU has a rich history of preparing teachers to succeed in the classroom. ESU offers well-established teacher preparation programs that support the growing need for quality math and science teachers. ESU's teacher education program was selected as one of four "model" teacher preparation programs in the nation.

The school of Library and Information Management (SLIM) prepares students to analyze and manage information on a global scale. With coursework through the doctorate level, SLIM offers graduate-

level instruction for information managers in all professions. SLIM is the only school accredited by the American Library Association in a 12 state area.



ESU's School of Business educates students to be entrepreneurs, critical thinkers and leaders in the workplace. Graduates hold leadership positions in some of the most prestigious companies throughout Kansas and the nation. The School of Business is accredited by AACSB, a distinction held by only 25 percent of the business programs in the nation.

Beginning with the fall 2006 semester, ESU will be the first and only university in the world to offer a four-year degree in engraving arts. The Don and Mary Glaser Distinguished Professorship in Engraving Arts will provide the funding for a faculty member dedicated to engraving arts.

As an institution of higher education, Emporia State University is committed to helping students, faculty, staff, and administrators acquire those skills necessary to enable them to think critically, to question intelligently, and to analyze complex and diverse ideas in order to become thoughtful, educated world citizens.

Emporia State University is an equal opportunity institution of higher education where individuals of diverse backgrounds and beliefs come to learn and work together professionally and respectfully. As a university, we seek to create and uphold high intellectual standards within a learning community, to make those intellectual standards accessible to all who engage in the learning process, and to foster a curiosity about life and society that will lead to informed and involved citizenship in all of its forms. Learning requires critical thinking about the production of knowledge and the various beliefs that people may hold, as well as opportunities to test and actively engage with new ideas.

EMPORIA CITY PROFILE

Emporia was made famous by William Allen White, editor and owner of The Emporia Gazette newspaper. Today Emporia is a manufacturing, educational, transportation, trade, medical and cattle center of the east central Kansas region. Emporia is the county seat and the largest city in Lyon County, with a total county population of 35,935.

The Emporia area, located midway between Kansas City and Wichita on the Kansas Turnpike, is an important crossroads and trade area for the east central Kansas population of approximately 85,000 people.

The Burlington Northern Santa Fe railroad mainline passes through Emporia. The Emporia Municipal Airport, with a 5,000 ft. hard surface runway can accommodate most corporate aircraft.

Emporia State University is one of the finest medium sized universities in the Midwest. Over 6,000 students are enrolled in the university, offering outstanding programs in education, business, arts and sciences, library science and information management.





•In the 2006-07 academic year, 54 percent of ESU's student-athletes achieved a grade-point average of 3.0 or better.

•ESU's Cooperative Education program has placed students at Walt Disney World in Florida, the White House, and the World Trade Center in France.

•Free health care, pharmacy, and legal services are available as part of your student fee package.



•In recent years, off-campus locations for courses at ESU have included the jungles of Peru, the caves and coral reefs of the Bahamas, and the castles of Spain.

•Nearly 300 students from 60 countries across the globe make up ESU's diverse international student population.

•Among the clients who use the Grammar Hotline in ESU's Writing Lab are "48 Hours," "The CBS Evening News," the White House, and "60 Minutes."

•Emporia State University and Kansas State University, both founded in 1863, were the first two universities in the state.

•More than 70 percent of ESU's student body receives financial aid in the form of scholarships, grants, and loans.

•ESU was one of the nation's first campuses to be accessible to the physically challenged.

•ESU hosted the 1995, 1999 and 2006 NCAA Division II Outdoor Track and Field Championships, 1996 NCAA Women's Softball Championships, and 1998 NCAA II Cross Country Championships as well as numerous NCAA regional tournaments.



DEGREES OFFERED AT ESU

School of Business

- Accounting
- Business Administration
- Business Education
- Computer Info. Systems
- Economics
- Finance
- International Business
- Management
- Marketing
- Office Systems Management

College of Liberal Arts and Sciences

- Art
- Biology
- Chemistry
- Communication
- Computer Science
- Dramatic Art
- Earth Science
- Engineering
- English
- Foreign Languages (French and Spanish)
- History
- Mathematics
- Music
- Nursing
- Physical Science
- Physics
- Political Science
- Social Science
- Sociology
- Speech Communication

The Teachers College

Elementary Education

- Art
- Bicultural Sciences
- Early Childhood Ed.
- Early Childhood Special Ed.
- Health Education
- Language Arts
- Mathematics
- Natural Sciences
- Psychology
- Social Sciences
- Special Education

Secondary Education

- Art
- Secondary Education
- Combined Elementary & Secondary
- Biology
- General Science
- Business Education
- Office Education
- Distributive Education
- English
- Foreign Language
- French
- Spanish
- Combined Elementary
- Health Education
- Mathematics
- Physical Education
- Coaching
- Athletic Training
- Combined Elementary & Secondary
- Recreation
- Physical Science
- General Science
- Chemistry
- Physics
- Earth Science
- Psychology
- Special Education
- Social Science
- Speech Comm.
- Rehab. Services Education

Pre-Professional Programs

Areas in the Pre-Professional programs with local accreditations:

Agriculture, Chiropractic, Dental, Engineering, Journalism, Law, Medical, Medical Technology, Nursing, Optometry, Osteopathic Medicine, Pharmacy, Physical Therapy, Social Work, Veterinary Medicine.



•Every room in the ESU Residence Halls is wired for Internet access and if you don't have a computer there are over 200 computers available in various labs across campus.


•ESU's Student Advising Center has been nationally recognized as a model for student advising.

•ESU's Teachers College has received three national Showcase for Excellence Awards since 1985 and four national awards for teacher education.

•ESU helped establish the National Teachers Hall of Fame, located in Emporia, in 1989.

•ESU has the nation's only Community Analysis Research Institute.

•Modern and beautifully remodeled residence halls, along with fraternity and sorority houses, and married student apartments, provide excellent and comfortable living units to ESU students.

**John Baxter**
Men's Athletic Trainer
(620) 341-5021**Kristi Bredbenner**
Softball Coach
(620) 341-6164**John Cayton**
Tennis Coach
(620) 341-6129**Jennifer Collins**
Asst. to the A.D.
(620) 341-5349**Jory Collins**
WBB Assistant
(620) 341-6087**Sean Clowers**
Football Assistant
(620) 344-0220**Bob Fornelli**
Baseball Coach
(620) 341-5930**Travis Fox**
Football Assistant
(620) 341-5941**John Gallagher**
Track Assistant
(620) 341-6174**Ken Gordon**
Football Assistant
(620) 341-5593**John David Harris**
Track Assistant
(620) 341-6174**Dave Harris**
Track & Field/XC Coach
(620) 341-5938**Becky Henry**
Compliance Assistant
(620) 341-6185**Garin Higgins**
Football Coach
(620) 341-5504**Leslie Kinney**
Athletic Trainer
(620) 341-5955**Greg Larson**
Athletic Tickets
(620) 341-6378**Lauren Loucks**
Softball Assistant
(620) 341-5928**Gary Manuel**
Football Assistant
(620) 341-6084**Ben McCollum**
MBB Assistant
(620) 341-5642**David Moe**
Men's Basketball Coach
(620) 341-5928**Spence Nowinsky**
Associate Football
(620) 341-6083**John Rich**
Faculty Athletic Rep.
(620) 341-5225**Jason Santangelo**
Baseball Assistant
(620) 341-5930**Brandon Schneider**
WBB Head Coach
(620) 341-5932**Jim Schneiderhahn**
Soccer Coach
(620) 341-5036**Ali Sprague**
WBB Assistant
(620) 341-6127**Ping Wang**
Volleyball Assistant
(620) 341-5931**Bing Xu**
Volleyball Coach
(620) 341-6085



**President
Dr. Michael R. Lane**

Dr. Michael R. Lane became the 15th president of Emporia State University on November 1, 2006. Under his watch the Hornet Athletics program has seen thirteen of the fifteen athletic programs compete in NCAA postseason competition. ESU was the top MIAA school

and finished ranked #11 in the nation in the 2007-08 U.S. Sports Academy Director's Cup Standings.

The success is not only in the playing arena as ESU had an MIAA high two ESPN The Magazine Academic All-Americans in 2007-08 and ranks 11th in the nation in producing Academic All-Americans in the 21st century.

The NCAA and National Association of Collegiate Marketing Administrators recognized Emporia State as the MIAA's recipient of the 2008 Community Engagement Award of Excellence.

"Athletics is a key part of the educational experience at Emporia State," says Lane. "We try to foster a positive environment of sportsmanship and integrity for our student-athletes."

Dr. Lane earned a Ph.D. in Accounting from Texas A&M University, a master's degree from Northeastern University and a bachelor's degree from Lowell Technological Institute (now the University of Massachusetts at Lowell).

A native of Melrose, Massachusetts, Dr. Lane's career in higher education began in Boston as an assistant professor of accounting at Northeastern University. As a professor at Bradley University he served as Chair of the Department of Accounting, Associate Dean of the College of Business and Director of the MBA Program. In 1994 he was named dean of the School of Business at Indiana University-Purdue University Fort Wayne. He later advanced to dean of the Campbell School of Business at Berry College in Rome, Georgia. At Mansfield University of Pennsylvania, Lane served over four years as provost and vice president for academic affairs. Prior to coming to Emporia State University, he was vice chancellor for academic affairs and provost at the University of Arkansas – Fort Smith.

Dr. Lane was active for many years in the American Accounting Association, serving on the board of the Midwest region. He served Beta Alpha Psi, the national

accounting honors and professional fraternity for several years as faculty vice president at Northeastern University and Bradley University where he was selected as one of five "Outstanding Faculty Vice President" by the national organization. Dr. Lane also served on the national Council of Beta Alpha Psi.

As a business dean, Dr. Lane was active in regional activities of Association to Advance Collegiate Schools of Business (AACSB). Dr. Lane has published or presented more than two dozen papers and has written ethics cases for a principles of Accounting text book.

President Lane is a member of Congressman Jerry Moran's Executive Committee. He also serves on the Advisory Committee for Science, Technology and the Future, chaired by Senator Pat Roberts. He recently completed a term as a member of the Math and Science Education Advisory Committee to the Kansas Legislature. He is currently a member of the Kansas Park Trust, and the Steering Committee for the Visitor's Center at the Tallgrass Prairie National Preserve. He also serves on the Board of Directors for the Kansas Business Hall of Fame, the Regional Development Association of East Central Kansas and the National Teachers Hall of Fame. He is a member of the Kansas Cavalry, Emporia Area Chamber of Commerce and the Rotary Club of Emporia.

President Lane's wife, Dr. Peggy Lane, is a Associate Professor in the Department of Accounting and Information Systems in the ESU School of Business. Their household includes a beagle (Lucy) and a cat (Brandy).



**Athletic Director
Kent Weiser**

Under the leadership of Director of Athletics Kent Weiser, Emporia State has consistently competed at the national level in NCAA Division II on the field, in the class room and in the stands. ESU has ranked in the top 50 of nearly 300

D-II schools in each of the last four years, highlighted by an MIAA best 11th place finish in the 2007-08 US Sports Academy Director's Cup Standings and a 12th place finish in 2005-06. In the classroom, Emporia State is ranked 11th in the nation in producing Academic All-Americans in the 21st century. The athletic and academic success has combined to place every ESU program in the top 25 in national attendance at some point during Weiser's nine year tenure.

The Hornets have won 19 MIAA team championships and have finished in the top 20 of Division II in eleven different sports under Weiser's leadership.

The Hornets had three top 10 finishes in 2007-08 as 12 of 15 programs made the NCAA post-season. ESU had top ten finishes in softball, women's basketball and women's outdoor track & field with runner-up finish at the NCAA Championship Tournament by the Hornet softball team highlighting the year. ESU also picked up top 20 finishes by the men's indoor track & field, baseball, women's tennis, volleyball and men's outdoor track & field teams.

In the classroom ESU ranks 11th in the nation among Division II schools with 16 Academic All-Americans in the 21st century. ESU regularly places over 50 percent of its student-athletes on the A.D.'s Honor Roll and has had an NCAA Top VIII Award winner under Weiser.

Eight coaches hired by Weiser have been named MIAA Coach of the Year in their respective sports. Ten of ESU's 15 varsity programs earned Top 25 recognition at some point during the 2007-08 school year. During the 2003-04 school year Emporia State was the first NCAA Division II institution to advance to the postseason in football, men's and women's basketball, baseball and softball with 11 of ESU's 15 programs competing in the NCAA postseason.

His leadership of ESU's fund raising efforts led to the largest single gift for athletics scholarships in school history, a \$1.25 million contribution in 2004. Major capital improve-

ments, such as the Hanna Baseball/Softball Clubhouse, Jones Field Super Turf, and the resurfacing of Witten Track have been completed under his watch with 100% of the nearly \$1.5 million coming from donors. These improvements have helped maintain those facilities as some of the best in the nation at the Division II level.

He helped establish the first department-wide shoe and apparel contracts in NCAA Division II, when ESU partnered with adidas in 2000. ESU is still just one of just two NCAA Division II athletic programs in the nation to be a Direct Sales Partner with adidas. The agreement stretches buying power of all 15 Hornet programs and is similar to programs designed for NCAA Division I institutions.

While other institutions were faced with reducing sports, Weiser spearheaded the effort to add women's soccer as a varsity sport, increasing participation opportunities for women at the University for the first time since 1980.

His efforts helped ESU receive a grant from the NCAA in support of expanding administrative opportunities for women and minorities. Weiser has been a guest panelist at numerous NCAA and NACDA meetings, including for the Division II Strategic Alliance Matching Grant Enhancement Program and the NCAA Leadership Institute for Minority Males.

Weiser, a native of Great Bend, Kan., received a Bachelor of Arts and a Master of Science in Education from the University of Kansas. He began his career in athletics at KU, where he worked from 1981-88. During that time, he held administrative positions as ticket manager and marketing director. He also served as the Kansas women's golf coach from 1984-88.

He was the associate director of development for Ottawa University from 1990-93. He joined Emporia State in 1999, after serving as associate athletic director at Oregon State University for six years.

Weiser is married to the former Amy Pangrac, and the couple has two daughters, Katie and Abby.



**Associate Athletic
Director for
Development
Shane Shivley**

Shane Shivley is in his sixth year with the Emporia State Athletic Department. Promoted to Associate Athletic Director in August of 2006, Shivley directs and manages all income generat-

ing activities for the athletic department. This includes supervision of the marketing and ticket offices. Under his supervision the Hornets have spearheaded campaigns to construct the Hanna Baseball/Softball Clubhouse, Jones Field Super Turf, the resurfacing of the Witten Track, and a remodel of the Basketball Practice Facility. Shivley has also led efforts to increasing the annual athletic giving each year of his tenure.



**Associate Athletic
Director for Internal
Affairs/SWA
Carmen Leeds**

Carmen Leeds is in her eighth year as associate director of athletics for internal operations and senior woman administrator (SWA). She oversees areas of NCAA compliance, athletic training,

student-athlete services and the CHAMPS/Life Skills.

Carmen oversees community service and the student-athlete advisory committee. Under her supervision, each year ESU student-athletes perform over 1800 hours of community service. The student-athlete advisory committee has sponsored the annual Senior Citizen's Prom and has raised over \$1,000 the past two years for the Make-a-Wish Foundation.

She currently serves on the NCAA Softball Regional Advisory Committee. She is a past member of the NCAA Division II national women's basketball committee. She has served as a facilitator at the NCAA Leadership Conference and for the Division II Action Academy.

A native of Parsons, Kansas, Shivley earned a Bachelor's degree in business from Emporia State in 2000 and his Master's in Sport Administration from Wichita State in 2002. He is married to the former Mary Decker. The couple are the proud parents of a daughter, Alexa and a son, Maddox.

She was formerly the head women's basketball coach and SWA at South Carolina-Upstate. She coordinated the Athletes Can Educate (ACE) program and implemented the school's Student-Athlete Advisory Committee (SAAC). As basketball coach, she had a 100 percent graduate rate among four-year players.

She received her bachelor's degree from Appalachian (N.C.) State and her master's from Clemson University.

She is married to Greg Leeds, a 1984 ESU graduate, and the couple has three sons, Brian, Matt and Parker.



**Assistant Athletic
Director for Media
Relations**

Don Weast

Don Weast begins his ninth year in charge of media relations at Emporia State

A 1998 graduate of ESU, Weast was a sports supervisor at the Emporia Recreation Commission prior to returning

to ESU as a student in the sports information office in 1997. After a year of graduate work at Central Missouri State, he returned to ESU in 1999 as the director of sports promotions. He began his association with the Hornets as a student athletic trainer in 1986. Weast spent part of the 1989-90 season with the now defunct Topeka Sizzlers of the CBA as an athletic trainer.

Promoted to the title of assistant athletic director for media relations in 2003, Weast oversees media relations,

publications and Web site management for the 15 sport intercollegiate athletic program at ESU. His office has won three Best in Nation awards from CoSIDA for publication excellence.

He earned his BFA from Emporia State in 1998 and is married to the former Terri Kaiser, a 1998 MLS graduate from ESU. The couple have a daughter, Emelie Rae.



**Director of Athletic
Publications**

Josh Slaughter

Josh Slaughter begins his second full year as Director of Athletic Publications at Emporia State after coming in February of 2007. His responsibilities include designing media guides, preparing game notes and other game

day responsibilities. During his time as baseball contact four players have been named All-Americans and Keith Hernandez was named the 2008 NCAA Division II Player of the Year.

Prior to coming to Emporia Josh was a KPA award winning photojournalist with the Osage County Herald-Chronicle in Osage City, Kan. He has also been read as a freelance journalist and columnist for several area newspapers. He is also currently one of the radio voices of the NAIA VSN All-Star Football game played in Kansas City every May.

He is a 2006 graduate of Sterling College where he was involved in both print and broadcast journalism. While in college he was both a KACP and KCB award winner.

He was the very first radio voice of the Sterling College Warriors when Sterling College Radio went on air in 2005. He also hosted a national NAIA Athletics Radio Show called "Evening the SCOR" from 2005 to 2006.

He was a 2003 graduate of Chaparral High School in Anthony, Kan., where he was a two-year letterwinner in baseball.



**Director of Marketing
Tim Callahan**

Tim Callahan begins his first year as the Director of Athletic Marketing for EmporiaStateUniversity. Prior to coming to Emporia, Tim spent time at the University of Nebraska Kearney as well as at the University of North

Texas. Both of these positions were actively involved with running the day-to-day marketing and promotions operations.

His primary duties at Emporia State will revolve around overseeing the sponsorships and advertising revenue as well as the direction of athletic marketing and promotional efforts. He will also oversee much of the

department's print production, enhancement of student and fan participation, enhancement of game-day atmosphere and assisting with all phases of event management and operations.

Callahan graduated from the University of Nebraska Kearney with a bachelor's degree in Exercise Science in 2003 and went on to receive a Master's Degree in Sports Administration in 2005. He is a native of Greeley, NE.



**Director of
Operations and Event
Management
Cody Moors**

Cody Moors being his first year as a member of the Administrative Staff after coming to ESU in July of 2008. His responsibilities include game day event management and operations.

Also included is off the field day to day management.

Prior to coming to ESU Moors spent two years as the Head Wrestling Coach for Manhattan High School after serving six years there as an assistant coach. He also served as an assistant basketball coach for one season. He also served as the Event Assistant Coordinator for the Manhattan-Ogden School District.

He is a graduate of Kansas State University where he earned his bachelor's degree in sociology. He is married to Jessi Moors who was a 2003 graduate of Emporia State and they have one daughter, Madison.



**Athletic Business
Manager
Davonne Hinz**

Davonne Hinz is in her tenth year as the athletic business manager at Emporia State. The Melvern, Kansas native has been at Emporia State since 1985 and has worked in athletics since 1995.

She is responsible for the day to day business operations of the 15 sport athletic program at ESU and maintains the budget for the Hornet athletic department.

She has a daughter, Kelsi.

ATHLETIC DEPARTMENT STAFF

ATHLETIC DIRECTOR - KENT WEISER, (620) 341-5350 |
 EMAIL: KWEISER@EMPORIA.EDU

ASSOC. AD INTERNAL/SWA - CARMEN LEEDS, (620) 341-5825 |
 CLEEDS@EMPORIA.EDU

ASSOC. AD/DEVELOPMENT - SHANE SHIVLEY, (620) 341-6988 |
 EMAIL: SSHIVLEY@EMPORIA.EDU

ASST. AD/MEDIA RELATIONS - DON WEAST, (620) 341-5526 |
 EMAIL: DWEAST@EMPORIA.EDU

DIRECTOR OF MARKETING - TIM CALLAHAN, (620) 341-5026 |
 EMAIL: TCALLAHA@EMPORIA.EDU

DIRECTOR OF PUBLICATIONS - JOSH SLAUGHTER, (620) 341-6038 |
 EMAIL: JSLAUGHT@EMPORIA.EDU

ESU TICKET MANAGER - GREG LARSON, (620) 341-6378 |
 EMAIL: GLARSON@EMPORIA.EDU

ATHLETIC BUSINESS MGR. - DAVONNE HINZ, (620) 341-5925 |
 EMAIL: KHINZ@EMPORIA.EDU

ATHLETIC OFFICE MANAGER - JENNIFER COLLINS, (620) 341-5350 |
 EMAIL: JCOLLINS@EMPORIA.EDU

COMPLIANCE ASSISTANT - BECKY HENRY, (620) 341-6185 |
 EMAIL: RHENRY@EMPORIA.EDU

DIR. OF OPERATIONS/EVENTS - CODY MOORS, (620) 341-5954 |
 EMAIL: CMOORS@EMPORIA.EDU

COACHING STAFF**FOOTBALL**

HEAD COACH - GARIN HIGGINS, (620) 341-5504 |
 EMAIL: GHIGGINS@EMPORIA.EDU

ASSOC. HC/DL - SPENCE NOWINSKY, (620) 341-6083 |
 EMAIL: SNOWINSK@EMPORIA.EDU

DEF. COORDINATOR/LB - KEN GORDON, (620) 341-5593 |
 EMAIL: KGORDON@EMPORIA.EDU

OFFENSIVE LINE - TRAVIS FOX, (620) 341-5941 |
 EMAIL: TFOX1@EMPORIA.EDU

RUNNING BACKS - GARY MANUEL, (620) 341-6084 |
 EMAIL: GMANUEL@EMPORIA.EDU

TIGHT ENDS/RECRUITING COOR. - SEAN CLOWERS (620) 344-0220 |
 EMAIL: SCLOWERS@EMPORIA.EDU

VOLLEYBALL

HEAD COACH - BING XU, (620) 341-6085 |
 EMAIL: BXU@EMPORIA.EDU

ASST. COACH - PING WANG, (620) 341-5931 |
 EMAIL: JWANG@EMPORIA.EDU

SOCCER

HEAD COACH - JIM SCHNEIDERHAHN, (620) 341-5036 |
 EMAIL: JSCHNEI4@EMPORIA.EDU

CROSS COUNTRY

HEAD COACH - DAVID HARRIS, (620) 341-5938 |
 EMAIL: DHARRIS@EMPORIA.EDU

MEN'S BASKETBALL

HEAD COACH - DAVID MOE, (620) 341-6226 |
 EMAIL: DMOE@EMPORIA.EDU

ASST. COACH - BEN MCCOLLUM, (620) 341-5642 |
 EMAIL: BMCCOLLU@EMPORIA.EDU

WOMEN'S BASKETBALL

HEAD COACH - BRANDON SCHNEIDER, (620) 341-5932 |
 EMAIL: BSCHNEID@EMPORIA.EDU

ASST. COACH - JORY COLLINS, (620) 341-6087 |
 EMAIL: JCOLLIN1@EMPORIA.EDU

ASST. COACH - ALI SPRAGUE, (620) 341-6127 |
 EMAIL: ASPRAGUE@EMPORIA.EDU

BASEBALL

HEAD COACH - BOB FORNELL, (620) 341-5930 |
 EMAIL: RFORNELL@EMPORIA.EDU

ASST. COACH - JASON SANTANGELO, (620) 341-5930 |
 EMAIL: JSANTANA@EMPORIA.EDU

SOFTBALL

HEAD COACH - KRISTI BREDBENNER, (620) 341-6164 |
 EMAIL: KBREDBEN@EMPORIA.EDU

ASST. COACH - LAUREN LOUCKS, (620) 341-5928 |
 EMAIL: LLOUCKS@EMPORIA.EDU

TENNIS

HEAD COACH - JOHN CAYTON, (620) 341-6129 |
 EMAIL: JCAYTON@EMPORIA.EDU

TRACK & FIELD

HEAD COACH - DAVID HARRIS, (620) 341-5938 |
 EMAIL: DHARRIS@EMPORIA.EDU

ASST. COACH - JOHN GALLAGHER, (620) 341-6174 |
 EMAIL: JGALLAGH@EMPORIA.EDU

ASST. COACH - JOHN DAVID HARRIS, (620) 341-6174 |
 EMAIL: JHARRIS8@EMPORIA.EDU

SUPPORT STAFF

FACULTY ATHLETIC REP. - JOHN RICH, (620) 341-5225 |
 EMAIL: JRICH@EMPORIA.EDU

ATHLETIC TRAINING

ATC HEAD ATHLETIC TRAINER - JOHN BAXTER, (620) 341-5021 |
 EMAIL: JBAXTER@EMPORIA.EDU

ATC WOMEN'S TRAINER - LESLIE KENNEY, (620) 341-5955 |
 EMAIL: LKENNEY@EMPORIA.EDU

TEAM PHYSICIAN - DR. MARSHALL HAVENHILL, (620) 341-5955 |
 EMAIL: MHAVENHI@EMPORIA.EDU

2007 Class of Inductees

Dianna Beebe • Field Hockey/Volleyball/Softball

Noel Certain • Track and Field

Jim Hayes • Men's Basketball

Joe Rich • Football

Hank Thompson • Track and Field

1989 Football Team
NAIA National Runners-Up

1982

Dale BurnettFB, BB, TF
Dale Cushinberry BB
Gus FishFB, BB
Bill HargissFB, BSB, BB, TF
Bill LitchfieldFB, BB
Archie San Romani TF
Bill TidwellTF, XC
Fran WelchFB, BSB, BB

1983

Glen CampbellFB, BB
John KuckTF
Gene JohnsonBB
John LohmeyerFB
Elvin McCoyFB
Elijah WilliamsTF

1984

Buck AstleFB, BB, BSB
James FraleyFB
Shorty HochFB
Dutch HoltfrerichFB, BSB, TF

1985

Jerome CarrollBSB, TF
Keith CaywoodFB, BB, TF
Chesley CulpFB
Al FeuerbachTF
Wendell GoldsmithFB, TF
Menzo HainlineFB, TF
Eddie HamadaFB
Harry KlineTF, FB
Paul KutninkFB, BB, TF
Earl McKownTF
Gottlieb RichmondFB
Joe WeberFB, TF

1986

John CamienTF, XC
Duward CroomsFB, TF
Fred L. KippBSB, BB
Shorty LongFB
Wilbur ReeserBB

1987

Paul BridgesTF
Cecil DryerFB, TF
Jim FraleyBB
Lindell PettyFB
Norman RhoadsTF
Ron SlaymakerBB

1988

Lee HaringTF
Richard MawdsleyFB
Bill MonneypennyFB
Dennis ShogrenBSB, BB
Brenda StolleSB

1989

Dave BinghamBSB
Steve HenryFB, TF
Pamela Bulson-O'ConnorBB
Ireland SloanTF, XC
Paul WhitelyTF, XC

1990

Kathy DevineTF
A.O. DuerNAIA Exec. Sec.
Wayne GoldsmithFB, TF
Charles SangerFB, BB, TF
Val SchierlingTF

1991

Lesha WoodTF, XC
Mike DenimarckFB
Herb DixonFB
William GoldsmithFB
Russ JenkinsFB
Roy LaneFB
Francis SwaimTF
Bernard TaylorFB, TF

1992

Sam ButterfieldTF
Bob ClementsFB
Leroy HarperFB
Chet HaydenFB, TF
Fanny MarkhamBB, BSB
Lea PlarskiAdmin.

1993

John BaxterAthletic Training
Rhonda ClarkeSB
Marvin HammanFB
Brad HillBSB
Patricia RobertsBB

1994

Harold ClarkFB
Kay ClarkeBB
Monroe FordhamBB, TF
Willie KnoxBB
Kim MillerBB, SB

1995

Tammy HoffmanSB, BB
Ken HushTN
Bob JaneskoFB
Wilson KilmerBSB
Dick NolanFB

1996

Debbie CarrierSB, BB
Bill FreemanFB
Dorothy KempfSW, TF
Myron RodeeFB
Les StaffordTN

1997

Ben BounousBSB
Carolyn DavisBB
Doug GlaysheerBB
Dennis NeeTF/XC
David TryonFB

1998

Gordon "Babe" HoytFB
William FraleyTF
Kelly McCammonTF
Phil McKinzieBSB
Brian RobinsonBB
Greg ZickefooseFB

1999

Ron BolineBB
Bruce CeroneFB
Roger JenningsXC, TF
Kevin MendonBSB
George MiltonTN Coach
Bill QuayleAthletic Director

2000

Rich AldayBSB
Clifford HodrickFB
Larry KramerFB Coach
Susan (Stein) MelgraesXC, TF
Craig StromgrenBB
Betty WaltersSB/VB Coach

2001

Sandy (Schant) BarnwellBB
Howard BonserBB
Mike CarlsonBSB
Kelly GoodburnFB
Matt KoehlerFB
Doug MinnisFB

2002

Cecilia GunnTF
David KipelioXC, TF
Bill KurtisFB
Mike ShinnBSB
Stacey (Slavens) MickensVB, SB
Randy SpringsBB

2003

Curtis FischerFB
Judy LienemannBB, TF
Jesse NelsonBB
Andy UphottBB

2004

1978 Baseball TeamNAIA
National Champions
Kendra DawsonVB
Denise (Dawson) LandwehrBB
James McCallopBB
Earl SauderBooster

2005

1980 Softball TeamAIAW
National Champions
Dennis DelmottTF/XC
Bill DickeyBSB, BB, TF
Mark StanbroughTF/XC
Tim WeiserBSB
Abe WelcherFB

2006

Alvester BobbyFB
Tom FinckenTF
Kim KlineSB/BB
Wade LeDucFB
Mark MajorsTF
1958 Men's XCNAIA
National Champions
1959 Men's XCNAIA
National Champions

2007

Dianna BeebeVB/SB
Noel CertainTF
Jim HayesBB
Joe RichFB
Hank ThompsonTF
1989 Football TeamNAIA
National Runners-Up

BB- Basketball, BSB- Baseball, FB- Football, SB- Softball, TF- Track and Field, TN- Tennis, VB- Volleyball, XC- Cross Country

ESU Athletic Media Relations

HPER 113 • 1200 Commercial • Box 4020
Emporia KS 66801

Emporia State University media guides assist you in your coverage of the Lady Hornets and the Mid-America Intercollegiate Athletics Association. Additional information may be requested by calling Don Weast at (620) 341-5526 or via e-mail at dweast@emporia.edu. His office is housed in the HPER Building, Room 113.

Credentials

Credentials for all Hornet events may be obtained by calling Weast by noon one-day prior to a home game. Your name will be placed on the media pass list and you may pick up your credential on gameday at the ticket window at the west side of Welch Stadium. Credentials will allow you access to the field and to third floor of the Hutchinson Family Pavilion. Should you need a credential for a road contest, you are advised to make requests at least one week prior to the road trip so we can place you on our media list.

Parking

Space is severely limited so please arrive early to insure you have a place to park. Satellite trucks may park at the North End of Welch Stadium.

Courtesy Line

One courtesy line is available for visiting radio and may be confirmed by calling Weast at (620) 341-5526.

Visiting Radio Courtesy Line (620) 341-6059

Game Services

A media packet including a game program, press release, statistics, etc., is available to media before the game. During the game, statistics will be distributed after each quarter. Complete play-by-play, scoring summary, and individual and team statistics will be available following the game. Members of the media may file from the high-speed ethernet or dial-up connections in the pressbox.

ESU Post-game Interviews

The ESU football locker room is closed. The following is the post-game procedure:

Coach Higgins will be available to the media following his post-game radio show. Please give a list of requested media relations personnel, and those players will be made available outside the Hornet locker room. During the week, Higgins will be available to meet with the media after 1 p.m. on Monday following Hornet Talk.

Please check with the opponent SID for their post-game policy.



Mid-week Interviews

Practice is open to the media during the week. Please check with Don Weast for the time. Should you need to do a mid-week interview with a player, we request 24-hours notice in meeting your demands.

ESU on the Radio

For the 19th straight season, Hornet athletics can be heard on KFFX-FM, 104.9. ESU football and men's and women's basketball, along with selected baseball and softball games, will be broadcasted. Emporia's Radio Stations (KFFX-FM, KVOE AM and FM) will once again provide ESU fans with the best source for keeping up with the Hornets. Salina native Greg Rahe is in his 18th year of serving as the Voice of the Hornets. Rahe has been honored by the Kansas Association of Broadcasters and taken first place for "sports play-by-play" in a Kansas medium market.

In addition to game coverage, Rahe will host a weekly show "Hornet Talk" on Mondays at noon. Saturday Morning Sports Talk, a popular area show, can be heard every Saturday morning from 8-9 a.m. Rahe is joined by Tim Miller and Steve Sauder.



Greg Rahe (center), in his 19th year as the play-by-play voice of the Hornets, will be joined in the football booth by Chuck Samples (right) with color commentary and Ron Thomas (left) with sideline reports.

Hornet Webcasts

All Hornet athletic events broadcasted by KFFX-FM, 104.9 will also be available online. Follow the "Hornet Broadcasts" link at www.emporia.edu/athletics to hear the live action all around the world.

Visit Our Web Site

All of the following is available on the internet at www.emporia.edu/athletics

- Rosters
- Schedules
- Statistics
- Game Notes
- Latest Boxscores



NEWSPAPERS

Emporia Gazette* - C.J. Moore, Beat Writer
Drawer C
Emporia, KS 66801
(620) 342-4805 (O) - (620) 342-8108 (Fax)

ESU Bulletin* - Sports Editor
12th and Commercial,
Box 4068
Emporia, KS 66801
(620) 341-5201 (O) - (620) 341-5865 (FAX)

Topeka Capital Journal - Ken Corbitt
6th and Jefferson
Topeka, KS 66601
(800) 777-7171 (O) - (785) 295-1230 (Fax)

Kansas City Star - David Boyce, Sports
1729 Grand Avenue
Kansas City, MO 64108
(816) 234-4355 (O) - (816) 234-4360 (FAX)

Wichita Eagle - Sports
825 E. Douglas
Wichita, KS 67201
(800) 825-6397 (O) -(316) 268-6536 (Fax)

Salina Journal - Bob Davidson, Sports
(785) 822-1444 (O) -(785) 827-6060 (Fax)

Hutchinson News - Sports
(800) 766-5742 (O) -(316) 662-4186 (Fax)

RADIO

KVOE-AM,FM/KFFX-FM* - Greg Rahe, Sports Dir.
P.O. Box 968
Emporia, KS 66801
(620) 342-1400 (O) - (620) 342-0804 (Fax)

KRWV-FM - Sports
(620) 343-9393 (O) - (620) 342-7617 (Fax)

KSNP-FM - Sports
(620) 364-8807 (O) - (620) 364-2047

TELEVISION

Topeka - WIBW-TV 13 - J.B. Boursfeld
631 Commerce Place
Topeka, KS 66606
(785) 272-7030 (O) -(785) 272-0117 (Fax)

Topeka - KSNL-TV 27 - Johnny Kane
P.O. Box 2700
Topeka, KS 66601
(785) 582-5100 (O) -(785) 582-5283 (Fax)

Topeka - KTKA-TV 49 - Dave DeCandis
P.O. Box 4949
Topeka, KS 66601
(785) 215-8503 (O) -(785) 215-8495 (Fax)

Wichita - KWCH-TV - Bruce Haertl
(316) 838-1212 - (316) 832-9739 (Fax)

Wichita - KAKE-TV - Alan Shope
(316) 946-1331 - (316) 943-5374 (Fax)

Wichita - KSNW-TV - Jim Kobbe
(316) 292-1111 (O) - (316) 292-1197 (Fax)

Kansas City - KMBC-TV
(816) 221-9949

Kansas City - WDAF-TV
(816) 932-9201

WIRE SERVICE

Associated Press
(816) 421-4844 (O) - (816) 421-3590 (Fax)

EMPORIA STATE UNIVERSITY™

Date	Opponent	Location	Time
Aug. 30	Western State	Emporia	7:00 p.m.
Sept. 6	Augustana (S.D.) (Family Day)	Emporia	1:00 p.m.
Sept. 13	*at Neb.-Omaha	Omaha, Neb.	6:00 p.m.
Sept. 20	* Ft. Hays State	Emporia	1:00 p.m.
Sept. 27	* Missouri Southern	Emporia	1:00 p.m.
Oct. 4	at *Central Missouri	Warrensburg, Mo.	1:30 p.m.
Oct. 11	at *Washburn	Topeka, Kan.	1:00 p.m.
Oct. 18	at * Missouri Western	St. Joseph, Mo.	1:30 p.m.
Oct. 25	*Truman (Homecoming)	Emporia	1:00 p.m.
Nov. 1	at *Northwest Missouri	Maryville, Mo.	1:00 p.m.
Nov. 8	* Pittsburg State (Senior Day)	Emporia	1:00 p.m.



“No Excuses. No Explanations.”