

2022 CAA BASEBALL STANDINGS

Team	Conference						Overall								
	W	L	Pct.	H	A	Stk.	W	L	T	Pct.	H	A	N	Last10	Stk.
Charleston*	18	3	.857	12-0	6-3	W2	35	15	0	.700	25-5	9-10	1-0	9-1	W6
Hofstra*	15	9	.625	8-4	7-5	W4	26	21	0	.553	14-9	12-12	0-0	6-4	W5
UNCW*	13	8	.619	7-5	6-3	W3	29	21	0	.580	22-11	7-10	0-0	6-4	W4
James Madison	11	9	.550	7-2	4-7	L3	26	24	0	.520	16-5	10-19	0-0	3-7	L4
William & Mary*	11	10	.524	9-3	2-7	W4	23	21	0	.523	15-7	8-14	0-0	6-4	W5
Elon*	9	11	.450	3-6	6-5	W1	25	23	0	.521	17-15	7-8	1-0	7-3	W1
Northeastern	9	12	.429	6-6	3-6	L4	27	25	1	.519	11-8-1	13-12	3-5	6-4	W1
Delaware	6	14	.300	2-6	4-8	L9	23	25	0	.479	16-10	6-13	1-2	1-9	L3
Towson	2	18	.100	1-7	1-11	L1	12	38	0	.240	9-13	1-25	2-0	2-8	L1

* - clinched berth in CAA baseball championship

UPCOMING GAMES

Thursday, May 19

- *Charleston at Towson 3 p.m.
- *Northeastern at Delaware..... 6 p.m.
- *William & Mary at Elon..... 6 p.m.
- *UNCW at James Madison 6 p.m.

Friday, May 20

- *Charleston at Towson 3 p.m.
- *Northeastern at Delaware..... 3 p.m.
- *UNCW at James Madison..... 6 p.m.
- *William & Mary at Elon..... 7 p.m.

Saturday, May 21

- *Charleston at Towson 1 p.m.
- *Northeastern at Delaware..... 1 p.m.
- *UNCW at James Madison..... 1 p.m.
- *William & Mary at Elon..... 4 p.m.

END OF REGULAR SEASON *denotes CAA game

2022 CAA BASEBALL CHAMPIONSHIP May 25-29 - Latham Park - Elon, N.C.

Wednesday, May 25

- G1 - #4 seed vs. #5 seed - 12 p.m.
- G2 - #3 seed vs. #6 seed - 4 p.m.

Thursday, May 26

- G3 - Loser of Game 1 vs. Loser of Game 2 - 11 a.m.
- G4 - #1 Charleston vs. Lowest seeded Game 1/2 winner - 3 p.m.
- G5 - #2 seed vs. Highest seeded Game 1/2 winner - 7 p.m.

Friday, May 27

- G6 - Game 3 winner vs. Lowest seeded Game 4/5 loser - 11 a.m.
- G7 - Game 6 winner vs. Highest seeded Game 4/5 loser - 3 p.m.
- G8 - Game 4 winner vs. Game 5 winner - 7 p.m.

Saturday, May 28

- G9 - Game 7 winner vs. Game 8 loser - 1 p.m.
- G10 - Game 8 winner vs. Game 9 winner - 5 p.m.

Sunday, May 29 (if necessary)

- G11 - Same teams as Game 10 - 1 p.m.


CAA WEEKLY HONORS



CAA CO-PLAYER OF THE WEEK

Will Kennedy | OF | Hofstra Jr. - Smithtown, N.Y./Smithtown East


Kennedy batted .526 (10-19) with four doubles, a triple, seven runs scored and six RBI's in Hofstra's 4-0 week. The junior was 9-for-15 (.600) in the Pride's three-game sweep of JMU, including the first two four-hit games of his career. He doubled and scored a run in all four games and had a pair of multi-RBI contests.



CAA CO-PLAYER OF THE WEEK

Cole Ragone | 3B | William & Mary Sr. - Richmond, Va./Maggie Walker


Ragone batted .357 (5-14) with two doubles, two homers, five runs scored and 10 RBI's in W&M's 4-0 week. The senior went 3-for-3, homered and drove in four in a 13-0 win over Delaware on Friday and smacked a 3-run homer in Sunday's 10-5 victory vs. the Hens that secured a CAA Tournament berth.



CAA PITCHER OF THE WEEK

Ethan Chenault | RHP | UNCW So. - Forest, Va./Miller School

Chenault went 2-0 in three relief outings last week, allowing two hits and no runs over 7.1 innings while striking out 11. The right-hander didn't give up a hit and fanned four over 2.1 frames to earn a win against NC State. He surrendered just two hits and struck out seven over 5.0 scoreless innings in two outings at NU.



CAA ROOKIE OF THE WEEK

Charlie Granatell | OF | Elon Fr. - Franklin Lakes, N.J./Don Bosco Prep

Granatell batted .400 (6-15) with a double, triple, three homers, seven runs scored and 10 RBI's in Elon's 3-1 week. The freshman helped EU secure a CAA Tournament berth on Sunday by going 4-for-5 with a double, 2 HR's and 7 RBI's in an 11-6 victory over Towson. He was a 2-for-3 with a two-run blast in a win over NC A&T.

2022 CAA Baseball
CAA Statistics as of May 18, 2022
(All games)

Team Batting		g	avg	ob%	slg%	ab	r	h	2b	3b	hr	rbi	bb	so	sb	cs	sh	sf
1. Charleston		50	.283	.374	.435	1691	347	479	92	15	45	307	221	355	82	28	23	25
2. Delaware		48	.280	.358	.446	1652	299	462	80	22	50	263	190	315	54	14	19	18
3. Hofstra		47	.274	.348	.406	1639	271	449	89	11	35	243	155	282	43	17	17	19
4. William & Mary		44	.272	.383	.421	1507	294	410	81	6	44	267	208	283	58	17	18	19
5. James Madison		50	.269	.378	.434	1700	324	458	97	7	56	295	241	415	79	19	27	20
6. UNCW		50	.268	.354	.454	1662	313	445	95	11	64	282	168	386	45	14	37	23
7. Northeastern		53	.243	.332	.338	1729	260	421	69	13	23	231	159	369	97	32	31	13
8. Towson		50	.239	.338	.382	1642	248	393	72	12	46	221	216	400	41	19	21	20
9. Elon		48	.229	.342	.359	1540	235	353	76	11	34	206	222	379	61	15	31	20

Team Pitching		g	era	bavg	w-l	ip	h	r	er	bb	so	cg	hr	sho	sv	bb/9	so/9
1. Northeastern		53	3.52	.234	26-25	463.1	404	224	181	161	424	0	40	4	11	3.13	8.24
2. Charleston		50	3.99	.245	35-15	439.2	417	246	195	179	431	0	24	4	15	3.66	8.82
3. Elon		48	4.09	.274	25-23	426.2	463	250	194	119	393	1	44	3	5	2.51	8.29
4. William & Mary		44	4.45	.254	23-21	384.1	370	243	190	192	317	0	47	2	10	4.50	7.42
5. James Madison		50	4.75	.268	26-24	434.1	450	277	229	165	391	1	38	3	7	3.42	8.10
6. UNCW		50	4.76	.251	29-21	442.1	420	260	234	241	410	0	31	5	11	4.90	8.34
7. Hofstra		47	5.17	.247	26-21	416.0	384	274	239	240	349	3	42	2	11	5.19	7.55
8. Delaware		48	5.35	.263	23-25	417.1	424	302	248	229	393	0	29	3	11	4.94	8.48
9. Towson		50	7.57	.314	12-37	427.0	549	418	359	229	328	0	62	0	7	4.83	6.91

Individual Batting		Min 2.0 AB/Team game																	
	cl	g	avg	ob%	slg%	ab	r	h	2b	3b	hr	rbi	bb	so	sb	cs	sh	sf	
1. Brooks Baldwin-UNCW	jr	43	.347	.403	.629	167	39	58	11	3	10	35	19	32	15	2	1	5	
2. Morrell, Brian-HOFST	sr	47	.341	.415	.542	179	27	61	11	2	7	34	21	24	1	1	0	2	
3. Marr, JT-COFC	jr	50	.328	.373	.517	201	37	66	9	4	7	40	13	33	12	0	0	3	
4. Mike Sirota-NU	fr	37	.326	.411	.511	141	27	46	14	0	4	20	17	29	10	3	1	1	
5. MCLAUGHLIN, Jack-TOWS	sr	44	.324	.416	.514	142	26	46	6	0	7	21	22	30	3	0	2	1	
6. Ragazzo, Dominic-DELAW	so	28	.322	.388	.500	118	33	38	2	5	3	14	13	19	16	2	1	2	
7. Dunion, Jake-DELAW	so	47	.322	.398	.415	171	43	55	6	2	2	23	22	20	3	1	0	2	
8. Taber Mongero-UNCW	jr	50	.319	.378	.497	191	41	61	12	2	6	23	14	24	2	2	11	0	
9. Kennedy, Will-HOFST	jr	29	.319	.371	.487	113	21	36	10	3	1	18	10	21	1	1	0	1	
10. Liberatore, Jake-HOFST	sr	42	.317	.433	.446	139	35	44	9	0	3	19	19	20	2	3	2	2	

Individual Pitching		Min 1.0 IP/Team game																	
	cl	g	era	bavg	w-l	ip	h	r	er	bb	so	cg	hr	sh	sv	bb/9	so/9		
1. Privette, William-COFC	so	22	0.69	.153	3-0	52.1	29	12	4	15	71	0	1	0	12	2.58	12.21		
2. Sprague, Shea-ELON	fr	17	1.50	.202	5-2	54.0	41	15	9	10	38	0	5	0	0	1.67	6.33		
3. McDonnell, Liam-JMU	sr	15	2.54	.227	6-1	56.2	45	19	16	22	50	0	3	0	0	3.49	7.94		
4. Wyatt Scotti-NU	so	11	2.58	.232	7-2	69.2	59	25	20	6	60	0	10	0	0	.78	7.75		
5. Carter Lovasz-WM	fr	14	2.68	.174	2-1	47.0	28	18	14	11	36	0	4	0	4	2.11	6.89		
6. R,J, Sales-UNCW	fr	13	3.10	.257	6-1	69.2	69	28	24	29	56	0	2	0	0	3.75	7.23		
7. Cam Schlittler-NU	so	13	3.16	.229	4-7	79.2	67	33	28	26	72	0	4	0	0	2.94	8.13		
8. Murphy, Ryan-JMU	so	13	3.19	.237	4-2	62.0	56	24	22	11	43	0	5	0	0	1.60	6.24		
9. Cyle Phelan-UNCW	fr	13	3.36	.180	2-1	56.1	36	21	21	30	50	0	1	0	0	4.79	7.99		
10. Good, Ty-COFC	jr	15	3.39	.197	9-4	71.2	50	35	27	29	74	0	6	0	0	3.64	9.29		

2022 CAA Baseball
CAA Statistics as of May 18, 2022
(All games)

HITS					RUNS SCORED							
1. Marr, JT-COFC	CI	G	H	H/G	1. Dabney, Trevon-JMU	CI	G	R	R/G			
2. Carpenter, Joseph-DELA	JR	50	66	1.32	2. Dunion, Jake-DELA	JR	46	50	1.09			
Taber Mongero-UNCW	JR	50	61	1.22	3. Sorrentino, Tyler-COFC	FR	50	42	.84			
Morrell, Brian-HOFST	SR	47	61	1.30	4. Taber Mongero-UNCW	JR	50	41	.82			
5. Novak, Kyle-JMU	JR	50	58	1.16	5. Mershon, Joseph-COFC	JR	43	40	.93			
Sorrentino, Tyler-COFC	FR	50	58	1.16	Ben Williamson-WM	JR	40	40	1.00			
Greenly, Bryce-DELA	SO	46	58	1.26	7. Brooks Baldwin-UNCW	JR	43	39	.91			
Brooks Baldwin-UNCW	JR	43	58	1.35	Freeman, JJ-DELA	JR	48	39	.81			
9. Matt Thomas-WM	SR	44	55	1.25	9. Matt Thomas-WM	SR	44	38	.86			
Dunion, Jake-DELA	SO	47	55	1.17	5 tied with 37 run(s) scored							
HOME RUNS					DOUBLES							
1. Matt Suggs-UNCW	CI	G	HR	HR/G	1. Carpenter, Joseph-DELA	JR	48	19	.40			
2. Reifsnider, Travis-JMU	JR	40	12	.30	2. Dillon Lifrieri-UNCW	SO	46	16	.35			
3. Ethan Baucom-UNCW	SR	49	11	.22	Ethan Baucom-UNCW	SR	49	16	.33			
4. Stephenson, Luke-ELON	JR	47	10	.21	4. Iadisernia, Alex-ELON	SO	48	14	.29			
DICKERSON, Elijah-TOWSO	JR	48	10	.21	Harlan, Trotter-COFC	JR	49	14	.29			
Brooks Baldwin-UNCW	JR	43	10	.23	Mike Sirota-NU	FR	37	14	.38			
7. Cole Ragone-WM	SR	39	9	.23	7. Dabney, Trevon-JMU	JR	46	13	.28			
CAMPER, Burke-TOWSO	JR	44	9	.20	Freeman, JJ-DELA	JR	48	13	.27			
Freeman, JJ-DELA	JR	48	9	.19	7 tied with 12 double(s)							
4 tied with 8 home run(s)												
TRIPLES					RUNS BATTED IN							
1. Greenly, Bryce-DELA	CI	G	3B	3B/G	1. Matt Suggs-UNCW	CI	G	RBI	RBI/G			
Ragazzo, Dominic-DELA	SO	46	5	.11	2. Novak, Kyle-JMU	JR	50	46	.92			
DICKERSON, Elijah-TOWSO	SO	28	5	.18	3. Loynd, Joey-DELA	SO	47	44	.94			
4. Sorrentino, Tyler-COFC	FR	50	4	.08	4. Cole Ragone-WM	SR	39	43	1.10			
Cochrane, Sam-COFC	SR	45	4	.09	5. Iadisernia, Alex-ELON	SO	48	42	.88			
Marr, JT-COFC	JR	50	4	.08	DICKERSON, Elijah-TOWSO	JR	48	42	.88			
8 tied with 3 triple(s)					7. Marr, JT-COFC	JR	50	40	.80			
					Carpenter, Joseph-DELA	JR	48	40	.83			
					3 tied with 38 RBI(s)							
STOLEN BASES					TOTAL BASES							
1. Max Viera-NU	CI	G	SB	SB/G	1. Carpenter, Joseph-DELA	CI	G	TB	TB/G			
Harlan, Trotter-COFC	SO	51	17	.33	2. Brooks Baldwin-UNCW	JR	48	107	2.23			
Justin Bosland-NU	JR	49	17	.35	3. Brooks Baldwin-UNCW	JR	43	105	2.44			
4. Ragazzo, Dominic-DELA	FR	49	17	.35	3. Marr, JT-COFC	JR	50	104	2.08			
Cassella, Justin-ELON	SO	28	16	.57	4. Ethan Baucom-UNCW	SR	49	97	1.98			
6. Brooks Baldwin-UNCW	SO	40	16	.40	Morrell, Brian-HOFST	SR	47	97	2.06			
Greenly, Bryce-DELA	JR	43	15	.35	DICKERSON, Elijah-TOWSO	JR	48	97	2.02			
Dunaway, Mason-JMU	SO	46	15	.33	7. Freeman, JJ-DELA	JR	48	96	2.00			
9. Iadisernia, Alex-ELON	SO	49	15	.31	8. Taber Mongero-UNCW	JR	50	95	1.90			
2 tied with 13 stolen base(s)	SO	48	14	.29	9. Loynd, Joey-DELA	SO	47	91	1.94			
					4 tied with 89 total base(s)							
WALKS					ON BASE PERCENTAGE							
1. Harlan, Trotter-COFC	CI	G	BB	BB/G	1. Dabney, Trevon-JMU	cl	ab	h	bb	hp	sf	ob%
2. CASTLEBERRY, Chandler-TO	JR	49	35	.71	2. Coolahan, Connor-ELON	jr	166	48	29	23	3	.452
3. Coolahan, Connor-ELON	SR	49	34	.69	3. Mershon, Joseph-COFC	so	112	27	33	11	1	.452
4. Mershon, Joseph-COFC	SO	42	33	.79	4. Liberatore, Jake-HOFST	jr	142	42	30	11	2	.449
5. Dabney, Trevon-JMU	JR	43	30	.70	5. Matt Thomas-WM	sr	139	44	19	11	2	.433
MOSES, James-TOWSO	JR	46	29	.63	6. MCLAUGHLIN, Jack-TOWSO	sr	178	55	26	9	2	.419
Luke Beckstein-NU	JR	49	29	.59	7. Morrell, Brian-HOFST	sr	142	46	22	1	1	.416
Sorrentino, Tyler-COFC	SO	52	29	.56	8. Mike Sirota-NU	sr	179	61	21	3	2	.415
9. DeLauter, Chase-JMU	FR	50	29	.58	9. Ben Williamson-WM	fr	141	46	17	4	1	.411
2 tied with 26 walk(s)	SO	24	28	1.17	10. Brooks Baldwin-UNCW	jr	163	50	21	7	0	.408
					SLUGGING PERCENTAGE							
					1. Brooks Baldwin-UNCW	cl	ab	h	2b	3b	hr	slg%
					2. Reifsnider, Travis-JMU	jr	167	58	11	3	10	.629
					3. Cole Ragone-WM	jr	141	41	7	1	12	.610
					4. Ethan Baucom-UNCW	sr	145	45	12	0	9	.579
					5. Carpenter, Joseph-DELA	sr	171	48	16	0	11	.567
					6. Matt Suggs-UNCW	jr	194	61	19	3	7	.552
					7. DICKERSON, Elijah-TOWSO	jr	163	40	8	1	13	.546
					8. Morrell, Brian-HOFST	jr	178	48	9	5	10	.545
					9. Loynd, Joey-DELA	sr	179	61	11	2	7	.542
					10. Joe Delossantos-WM	so	169	53	12	1	8	.538
						jr	143	42	9	0	8	.524

2022 CAA Baseball
CAA Statistics as of May 18, 2022
(All games)

WINS					INNINGS PITCHED							
1. Good, Ty-COFC	CI	G	Wins	W-L	1. Cam Schlittler-NU	CI	G	IP	IP/G			
2. Camarda, Brad-HOFST	JR	15	9	9-4	2. Camarda, Brad-HOFST	SO	13	79.2	6.13			
Wyatt Scotti-NU	SR	12	7	7-1	3. Edgington, Brian-ELON	SR	12	76.0	6.33			
Faello, Mark-HOFST	SO	11	7	7-2	4. Good, Ty-COFC	SR	13	75.0	5.77			
5. Parris, Reed-COFC	SR	12	7	7-3	5. Faello, Mark-HOFST	JR	15	71.2	4.78			
R,J, Sales-UNCW	SR	24	6	6-0	6. Wyatt Scotti-NU	SR	12	71.1	5.94			
McDonnell, Liam-JMU	FR	13	6	6-1	7. R,J, Sales-UNCW	SO	11	69.2	6.33			
Edgington, Brian-ELON	SR	15	6	6-1	8. Ludman, Chris-DELAW	FR	13	69.2	5.36			
3 tied with 5 victory(s)	SR	13	6	6-4	9. Showalter, Justin-JMU	SR	11	69.0	6.27			
					10. Silan, Joey-DELAW	SR	13	67.0	5.15			
						JR	13	65.2	5.05			
STRIKEOUTS					APPEARANCES							
1. Edgington, Brian-ELON	CI	G	SO	SO/G	1. CLARK, Cam-TOWSO	CI	App	GS	W	L	Sv	
2. Good, Ty-COFC	SR	13	81	9.72	2. Culkin, Sean-JMU	SR	26	0	1	0	2	
3. Cam Schlittler-NU	JR	15	74	9.29	3. Hunter Hodges-UNCW	SO	25	0	2	2	0	
4. Privette, William-COFC	SO	13	72	8.13	4. Parris, Reed-COFC	SO	24	0	2	1	8	
5. Showalter, Justin-JMU	SR	22	71	12.21	5. Cole Benton-UNCW	SR	24	2	6	0	0	
6. Camarda, Brad-HOFST	SR	13	63	8.46	6. Privette, William-COFC	SO	23	0	2	1	2	
7. Wyatt Scotti-NU	SO	12	62	7.34	PECILUNAS, Jake-TOWSO	SO	22	0	3	0	12	
8. Ludman, Chris-DELAW	SO	11	60	7.75	Greenler, Kyle-ELON	FR	22	0	1	4	4	
9. R,J, Sales-UNCW	FR	11	58	7.57	Simon, Ben-ELON	JR	22	0	4	2	3	
10. Biasiello, Mike-DELAW	FR	13	56	7.23	9. Jordy Allard-NU	SO	21	0	3	0	2	
		18	55	12.07		SR	20	2	3	2	0	
SAVES					GAMES STARTED							
1. Privette, William-COFC	CI	G	Saves		1. Jack Cone-WM	CI	App	GS	W	L	Sv	
2. Hunter Hodges-UNCW	SO	22	12		2. R,J, Sales-UNCW	SR	14	14	3	2	0	
3. O'Hanlon, Michael-HOFST	SO	24	8		Showalter, Justin-JMU	FR	13	13	6	1	0	
Thomas Balboni-NU	SO	16	6		Cam Schlittler-NU	SR	13	13	4	7	0	
Biasiello, Mike-DELAW	SO	18	6		Edgington, Brian-ELON	SO	13	13	4	7	0	
6. PECILUNAS, Jake-TOWSO	FR	18	6		Sebastian Keane-NU	SR	13	13	6	4	0	
Carter Lovasz-WM	FR	22	4		Good, Ty-COFC	SO	13	13	4	5	0	
8. Ottinger, Eli-JMU	FR	14	4		5 tied with 12 game(s) started	JR	15	13	9	4	0	
Grubbs, Lliam-JMU	JR	19	3									
Greenler, Kyle-ELON	JR	17	3									
	JR	22	3									
SHUTOUTS					COMPLETE GAMES							
1. Camarda, Brad-HOFST	CI	G	Shutouts		1. Faello, Mark-HOFST	CI	App	GS	CG	W	L	
	SR	12	1		2. Showalter, Justin-JMU	SR	12	12	2	7	3	
					Camarda, Brad-HOFST	SR	13	13	1	4	7	
					Edgington, Brian-ELON	SR	12	12	1	7	1	
						SR	13	13	1	6	4	
OPP. BATTING AVERAGE					Team Fielding							
1. Privette, William-COFC	CI	G	AB	H	Avg	1. UNCW	po	a	e	pct	dp	sba-att
2. Carter Lovasz-WM	SO	22	189	29	.153	2. Hofstra	1327	453	46	.975	36	44-64
3. Cyle Phelan-UNCW	FR	14	161	28	.174	3. James Madison	1248	456	48	.973	31	71-95
4. Good, Ty-COFC	FR	13	200	36	.180	4. Northeastern	1302	463	51	.972	35	66-84
5. Sprague, Shea-ELON	JR	15	254	50	.197	5. William & Mary	1390	531	57	.971	45	51-67
6. McDonnell, Liam-JMU	FR	17	203	41	.202	6. Delaware	1153	401	49	.969	30	22-39
7. Camarda, Brad-HOFST	SR	15	198	45	.227	7. Charleston	1252	444	55	.969	31	47-64
8. Cam Schlittler-NU	SR	12	290	66	.228	8. Elon	1319	416	67	.963	28	34-47
9. Wyatt Scotti-NU	SO	13	292	67	.229	9. Towson	1280	460	73	.960	40	43-58
10. Murphy, Ryan-JMU	SO	11	254	59	.232		1281	490	76	.959	31	62-83
	SO	13	236	56	.237							

2022 CAA Baseball
CAA Statistics as of May 18, 2022
(CAA games only)

Team Batting		g	avg	ob%	slg%	ab	r	h	2b	3b	hr	rbi	bb	so	sb	cs	sh	sf
1. Charleston		21	.294	.377	.447	720	155	212	39	7	19	138	88	145	29	12	11	15
2. Hofstra		24	.294	.360	.430	847	159	249	53	4	18	142	71	158	18	7	10	12
3. William & Mary		21	.287	.385	.440	728	137	209	33	3	24	124	87	123	33	6	9	7
4. James Madison		20	.272	.367	.435	676	121	184	35	3	23	109	78	168	35	8	14	6
5. UNCW		21	.271	.354	.458	716	132	194	35	6	29	121	67	145	14	5	20	9
6. Northeastern		21	.243	.332	.334	659	94	160	31	4	7	88	61	140	23	12	17	5
7. Delaware		20	.227	.311	.349	661	82	150	23	2	18	73	78	133	15	7	11	8
8. Elon		20	.219	.319	.307	649	83	142	32	5	5	71	78	154	25	4	10	7
9. Towson		20	.205	.295	.317	654	78	134	23	4	14	66	78	169	15	8	4	9

Team Pitching		g	era	bavg	w-l	ip	h	r	er	bb	so	cg	hr	sho	sv	bb/9	so/9
1. Charleston		21	2.99	.223	18-3	186.1	154	77	62	65	167	0	11	3	8	3.14	8.07
2. Northeastern		21	4.03	.240	8-12	181.0	163	97	81	53	154	0	21	1	3	2.64	7.66
3. William & Mary		21	4.06	.244	11-10	184.0	169	114	83	79	135	0	25	1	6	3.86	6.60
4. James Madison		20	4.47	.277	11-9	173.0	189	110	86	67	132	1	10	0	4	3.49	6.87
5. UNCW		21	4.52	.239	13-8	189.0	170	103	95	94	168	0	14	2	5	4.48	8.00
6. Elon		20	4.59	.272	9-11	174.2	186	115	89	57	135	1	17	2	2	2.94	6.96
7. Hofstra		24	5.03	.246	15-9	211.1	195	135	118	111	165	2	27	1	7	4.73	7.03
8. Delaware		20	5.80	.274	6-14	173.2	187	133	112	84	154	0	14	0	4	4.35	7.98
9. Towson		20	6.68	.320	2-17	168.1	221	157	125	76	125	0	18	0	1	4.06	6.68

Individual Batting		cl	g	avg	ob%	slg%	ab	r	h	2b	3b	hr	rbi	bb	so	sb	cs	sh	sf
Min 2.0 AB/Team game																			
1. Kennedy, Will-HOFST	jr	14	.400	.476	.618	55	13	22	7	1	1	11	8	11	0	1	0	0	0
2. Matt Thomas-WM	sr	21	.378	.456	.511	90	17	34	7	1	1	12	8	11	7	3	0	0	0
3. Sorrentino, Tyler-COFC	fr	21	.360	.434	.442	86	20	31	3	2	0	19	11	16	6	0	2	1	1
4. Ethan Baucom-UNCW	sr	21	.360	.456	.760	75	18	27	9	0	7	22	6	16	1	0	0	1	1
5. Dean, Cam-COFC	sr	21	.351	.449	.446	74	20	26	7	0	0	12	10	18	0	0	1	1	1
6. Liberatore, Jake-HOFST	sr	24	.341	.451	.476	82	24	28	5	0	2	11	10	12	1	1	1	2	2
7. Ben Williamson-WM	jr	18	.338	.424	.500	74	15	25	6	0	2	9	10	6	1	2	0	0	0
8. Bruggeman, Kevin-HOFST	jr	24	.333	.402	.479	96	21	32	5	0	3	20	9	14	2	0	0	0	0
JP Olson-NU	so	16	.333	.365	.438	48	9	16	3	1	0	6	3	7	4	0	2	1	1
10. Morash, Ryan-HOFST	sr	24	.330	.347	.447	94	17	31	5	0	2	17	2	3	7	1	0	1	1

Individual Pitching		cl	g	era	bavg	w-l	ip	h	r	er	bb	so	cg	hr	sh	sv	bb/9	so/9	
Min 1.0 IP/Team game																			
1. Privette, William-COFC	so	11	0.70	.143	2-0	25.2	13	7	2	7	32	0	1	0	7	2.45	11.22		
2. Sprague, Shea-ELON	fr	7	1.24	.188	4-1	36.1	25	8	5	9	24	0	3	0	0	2.23	5.94		
3. Eric Yost-NU	so	8	1.85	.169	2-2	24.1	14	5	5	3	22	0	2	0	1	1.11	8.14		
4. O'Hanlon, Michael-HOFST	so	11	1.88	.191	2-1	24.0	17	8	5	11	28	0	3	0	5	4.12	10.50		
5. Carter Lovasz-WM	fr	6	2.05	.151	0-0	22.0	11	6	5	5	16	0	2	0	3	2.05	6.55		
6. R,J, Sales-UNCW	fr	7	2.47	.247	4-0	43.2	41	14	12	17	41	0	2	0	0	3.50	8.45		
7. Cam Schlittler-NU	so	7	3.25	.238	2-3	44.1	39	18	16	14	48	0	2	0	0	2.84	9.74		
8. McDonnell, Liam-JMU	sr	7	3.26	.264	3-0	30.1	29	14	11	14	22	0	0	0	0	4.15	6.53		
9. Biasiello, Mike-DELAW		8	3.27	.182	0-1	22.0	14	8	8	10	26	0	3	0	2	4.09	10.64		
10. Jack Cone-WM	sr	7	3.28	.228	1-1	24.2	21	14	9	13	16	0	1	0	0	4.74	5.84		

2022 CAA Baseball
CAA Statistics as of May 18, 2022
(CAA games only)

HITS					RUNS SCORED												
1.	Matt Thomas-WM	CI	G	H	H/G	1.	Liberatore, Jake-HOFST	CI	G	R	R/G						
2.	Bruggeman, Kevin-HOFST	SR	21	34	1.62	2.	Bruggeman, Kevin-HOFST	SR	24	24	1.00						
3.	Morash, Ryan-HOFST	SR	24	31	1.29		Mershon, Joseph-COFC	JR	21	21	1.00						
	Sorrentino, Tyler-COFC	FR	21	31	1.48	4.	Sorrentino, Tyler-COFC	FR	21	20	.95						
5.	Morrell, Brian-HOFST	SR	24	29	1.21		Dean, Cam-COFC	SR	21	20	.95						
6.	Liberatore, Jake-HOFST	SR	24	28	1.17	6.	Ethan Baucom-UNCW	SR	21	18	.86						
7.	Ethan Baucom-UNCW	SR	21	27	1.29		Joe Delossantos-WM	JR	20	18	.90						
8.	Dean, Cam-COFC	SR	21	26	1.24		6 tied with 17 run(s) scored										
9.	Ben Williamson-WM	JR	18	25	1.39												
	2 tied with 24 hit(s)																
HOME RUNS					DOUBLES												
1.	Matt Suggs-UNCW	CI	G	HR	HR/G	1.	Dabney, Trevon-JMU	CI	G	2B	2B/G						
	Ethan Baucom-UNCW	JR	19	7	.37		Ethan Baucom-UNCW	JR	17	9	.53						
	Reifsnider, Travis-JMU	SR	21	7	.33	3.	D'Onofrio, Anthony-HOFST	SR	21	9	.43						
4.	Joe Delossantos-WM	JR	18	7	.39	4.	Kennedy, Will-HOFST	SR	23	8	.35						
	DICKERSON, Elijah-TOWSO	JR	20	6	.30		Kennedy, Will-HOFST	JR	14	7	.50						
6.	Cole Ragone-WM	SR	20	6	.30		Matt Thomas-WM	SR	21	7	.33						
	5 tied with 4 home run(s)						Dean, Cam-COFC	SR	21	7	.33						
							5 tied with 6 double(s)										
TRIPLES					RUNS BATTED IN												
1.	Cochrane, Sam-COFC	CI	G	3B	3B/G	1.	Matt Suggs-UNCW	CI	G	RBI	RBI/G						
2.	Sorrentino, Tyler-COFC	SR	21	3	.14		Ethan Baucom-UNCW	JR	19	28	1.47						
	Iadisernia, Alex-ELON	FR	21	2	.10	2.	Ethan Baucom-UNCW	SR	21	22	1.05						
	DICKERSON, Elijah-TOWSO	SO	20	2	.10		Joe Delossantos-WM	JR	20	22	1.10						
	29 tied with 1 triple(s)	JR	20	2	.10	4.	Harlan, Trotter-COFC	JR	20	21	1.05						
							Cole Ragone-WM	SR	20	21	1.05						
						6.	Bruggeman, Kevin-HOFST	JR	24	20	.83						
							Cochrane, Sam-COFC	SR	21	20	.95						
						8.	Sorrentino, Tyler-COFC	FR	21	19	.90						
							DICKERSON, Elijah-TOWSO	JR	20	19	.95						
							Marr, JT-COFC	JR	21	19	.90						
STOLEN BASES					TOTAL BASES												
1.	Dunaway, Mason-JMU	CI	G	SB	SB/G	1.	Ethan Baucom-UNCW	CI	G	TB	TB/G						
2.	Iadisernia, Alex-ELON	SR	20	8	.40		Ethan Baucom-UNCW	SR	21	57	2.71						
	Ragazzo, Dominic-DELAW	SO	20	7	.35	2.	DICKERSON, Elijah-TOWSO	JR	20	47	2.35						
	Morash, Ryan-HOFST	SO	7	7	1.00		Reifsnider, Travis-JMU	JR	18	47	2.61						
	Matt Thomas-WM	SR	24	7	.29	4.	Bruggeman, Kevin-HOFST	JR	24	46	1.92						
6.	Sorrentino, Tyler-COFC	SR	21	7	.33		Matt Thomas-WM	SR	21	46	2.19						
	Granatell, Charlie-ELON	FR	21	6	.29	6.	Morrell, Brian-HOFST	SR	24	45	1.88						
	YOUNG, Nolan-TOWSO	FR	20	6	.30	7.	Matt Suggs-UNCW	SR	19	44	2.32						
	Joe Delossantos-WM	SR	20	6	.30	8.	Morash, Ryan-HOFST	JR	19	44	2.32						
	5 tied with 5 stolen base(s)	JR	20	6	.30		Cole Ragone-WM	SR	24	42	1.75						
							Marr, JT-COFC	SR	20	42	2.10						
								JR	21	41	1.95						
WALKS					ON BASE PERCENTAGE												
1.	Mershon, Joseph-COFC	CI	G	BB	BB/G	cl	ab	h	bb	hp	sf	ob%					
2.	Coolahan, Connor-ELON	JR	21	18	.86	1.	Mershon, Joseph-COFC	jr	67	21	18	6	0	.495			
3.	D'Onofrio, Anthony-HOFST	SO	18	15	.83	2.	Dabney, Trevon-JMU	jr	56	18	8	12	2	.487			
	CASTLEBERRY, Chandler-TO	SR	23	13	.57	3.	Kennedy, Will-HOFST	jr	55	22	8	0	0	.476			
5.	Dooley, Ryan-JMU	SR	19	13	.68	4.	Matt Thomas-WM	sr	90	34	8	5	0	.456			
	Luke Beckstein-NU	FR	14	12	.86	5.	Ethan Baucom-UNCW	sr	75	27	6	8	1	.456			
	Stephenson, Luke-ELON	SO	21	12	.57	6.	Liberatore, Jake-HOFST	sr	82	28	10	8	2	.451			
	Freeman, JJ-DELAW	JR	20	12	.60	7.	Dean, Cam-COFC	sr	74	26	10	4	1	.449			
	DeLauter, Chase-JMU	SO	20	12	.60	8.	Sorrentino, Tyler-COFC	fr	86	31	11	1	1	.434			
	4 tied with 11 walk(s)	SO	8	12	1.50	9.	Ben Williamson-WM	jr	74	25	10	1	0	.424			
						10.	Arendt, Bryan-UNCW	fr	45	14	8	1	1	.418			
						SLUGGING PERCENTAGE					cl	ab	h	2b	3b	hr	slg%
						1.	Ethan Baucom-UNCW	sr	75	27	9	0	7	.760			
						2.	Reifsnider, Travis-JMU	jr	70	21	3	1	7	.671			
						3.	DICKERSON, Elijah-TOWSO	jr	75	21	4	2	6	.627			
						4.	Dabney, Trevon-JMU	jr	56	18	9	1	2	.625			
						5.	Kennedy, Will-HOFST	jr	55	22	7	1	1	.618			
						6.	Matt Suggs-UNCW	jr	72	18	3	1	7	.611			
						7.	Joe Delossantos-WM	jr	68	18	4	0	6	.588			
						8.	Brooks Baldwin-UNCW	jr	58	15	2	1	4	.534			
						9.	Cole Ragone-WM	sr	79	23	4	0	5	.532			
						10.	Tyler Solomon-WM	sr	72	22	6	0	3	.514			

CAA BASEBALL

MAY 19, 2022



CHARLESTON COUGARS
(35-15; 18-3 CAA)



DELAWARE BLUE HENS
(23-25; 6-14 CAA)



ELON PHOENIX
(25-23; 9-11 CAA)

DATE	OPPONENT	RESULT/TIME (ET)	DATE	OPPONENT	RESULT/TIME (ET)	DATE	OPPONENT	RESULT/TIME (ET)
Feb. 18	WAGNER	W, 20-5	Feb. 18	at Stetson	L, 3-4	Feb. 18	FAIRFIELD	L, 3-6
Feb. 19	WAGNER	W, 3-1	Feb. 19	vs. Manhattan	L, 1-11	Feb. 19	FAIRFIELD	L, 3-5
Feb. 20	WAGNER	W, 7-5	Feb. 20	vs. #4 Notre Dame	W, 5-4	Feb. 20	FAIRFIELD	W, 7-4
Feb. 22	at Clemson	L, 1-2	Feb. 25	at Florida Atlantic	W, 8-5	Feb. 22	at North Carolina	L, 1-5
Feb. 26	SIENA	W, 10-5	Feb. 26	at Florida Atlantic	L, 3-8	Feb. 25	LONGWOOD	W, 9-7
Feb. 26	SIENA	W, 3-2	Feb. 27	at Florida Atlantic	L, 1-5	Feb. 26	LONGWOOD	W, 4-3
Feb. 27	SIENA	W, 10-0	Mar. 1	at #21 Maryland	L, 4-14	Feb. 27	LONGWOOD	W, 5-3
Mar. 1	at Presbyterian	W, 7-3	Mar. 4	RIDER	W, 15-1	Mar. 1	at Wake Forest	L, 2-10
Mar. 4	at High Point	L, 0-5	Mar. 5	RIDER	W, 6-3	Mar. 4	TOLEDO	L, 6-13
Mar. 5	at High Point	L, 0-6	Mar. 6	RIDER	L, 6-14	Mar. 5	TOLEDO	W, 13-2
Mar. 6	at High Point	L, 4-5	Mar. 8	DELAWARE STATE	L, 15-18	Mar. 6	TOLEDO	W, 3-1
Mar. 8	PENN	L, 6-7	Mar. 11	IONA	W, 3-2	Mar. 8	#3 NOTRE DAME	L, 3-11
Mar. 9	PENN	L, 1-7	Mar. 11	IONA	W, 20-10	Mar. 11	UNCG	W, 4-3
Mar. 12	UMASS LOWELL	W, 11-8	Mar. 15	#24 MARYLAND	W, 6-3	Mar. 13	at UNCG	W, 13-6
Mar. 12	UMASS LOWELL	L, 5-15	Mar. 18	MONMOUTH	L, 4-10	Mar. 14	UNCG	W, 10-4
Mar. 13	UMASS LOWELL	W, 9-1	Mar. 19	MONMOUTH	W, 8-7	Mar. 15	#29 NC STATE	L, 1-2
Mar. 15	#2 TEXAS	W, 8-4	Mar. 20	MONMOUTH	W, 10-1	Mar. 18	ARMY	W, 7-3
Mar. 18	EAST CAROLINA	L, 5-8	Mar. 22	GEORGETOWN	W, 4-1	Mar. 19	ARMY	W, 6-1
Mar. 19	EAST CAROLINA	W, 4-3	Mar. 25	*JAMES MADISON	L, 5-7	Mar. 20	ARMY	L, 5-6
Mar. 20	EAST CAROLINA	W, 10-3	Mar. 26	*JAMES MADISON	L, 4-13	Mar. 23	at East Carolina	L, 6-7
Mar. 22	at Georgia Southern	L, 1-4	Mar. 27	*JAMES MADISON	W, 11-5	Mar. 25	*HOFSTRA	L, 2-6
Mar. 25	*NORTHEASTERN	W, 7-3	Mar. 29	at Saint Joseph's (Liberty Bell)	W, 8-7	Mar. 26	*HOFSTRA	W, 6-5
Mar. 26	*NORTHEASTERN	W, 14-9	Apr. 1	*at Towson	W, 4-1	Mar. 27	*HOFSTRA	L, 5-15
Mar. 27	*NORTHEASTERN	W, 7-1	Apr. 2	*at Towson	W, 4-1	Mar. 29	vs. High Point	W, 7-0
Mar. 29	at Charlotte	L, 0-9	Apr. 3	*at Towson	W, 6-2	Apr. 1	*at James Madison	L, 4-8
Apr. 1	*at Hofstra	L, 6-8	Apr. 5	RIDER (Liberty Bell)	W, 6-2	Apr. 2	*at James Madison	L, 4-8
Apr. 2	*at Hofstra	W, 4-0	Apr. 8	SAINT PETER'S	W, 12-4	Apr. 3	*at James Madison	W, 10-2
Apr. 2	*at Hofstra	L, 6-7	Apr. 9	SAINT PETER'S	W, 13-0	Apr. 6	WAKE FOREST	L, 4-6
Apr. 5	PRESBYTERIAN	ppd.	Apr. 10	SAINT PETER'S	W, 14-0	Apr. 8	*at Northeastern	L, 3-7
Apr. 6	at Coastal Carolina	susp. 7th	Apr. 12	at Saint Joseph's	L, 9-13	Apr. 10	*at Northeastern	L, 0-1
Apr. 8	*JAMES MADISON	W, 6-3	Apr. 15	*at Hofstra	L, 7-10	Apr. 10	*at Northeastern	W, 1-0
Apr. 9	*JAMES MADISON	W, 10-9	Apr. 16	*at Hofstra	W, 5-4	Apr. 12	EAST CAROLINA	L, 1-7
Apr. 10	*JAMES MADISON	W, 7-6	Apr. 17	*at Hofstra	L, 5-6 (10)	Apr. 15	UNC ASHEVILLE	W, 6-3
Apr. 12	at The Citadel	L, 6-8	Apr. 19	vs. Villanova (Liberty Bell)	L, 5-6	Apr. 16	UNC ASHEVILLE	W, 5-2
Apr. 15	*WILLIAM & MARY	W, 7-2	Apr. 20	MARYLAND-EASTERN SHORE	W, 15-0	Apr. 16	UNC ASHEVILLE	L, 5-11
Apr. 16	*WILLIAM & MARY	W, 4-3	Apr. 22	*UNCW	L, 5-6 (11)	Apr. 19	HIGH POINT	W, 5-1
Apr. 17	*WILLIAM & MARY	W, 7-5	Apr. 23	*UNCW	W, 3-2	Apr. 22	*CHARLESTON	L, 2-11
Apr. 19	at USC Upstate	W, 8-7 (10)	Apr. 24	*UNCW	L, 8-11	Apr. 23	*CHARLESTON	L, 0-3
Apr. 22	*at Elon	W, 11-2	Apr. 26	SAINT JOSEPH'S	L, 2-4	Apr. 24	*CHARLESTON	L, 3-8
Apr. 23	*at Elon	W, 3-0	Apr. 29	*at Charleston	L, 2-13	Apr. 29	*at UNCW	W, 2-1 (10)
Apr. 24	*at Elon	W, 8-3	Apr. 30	*at Charleston	L, 5-6	Apr. 30	*at UNCW	L, 7-16
Apr. 26	COASTAL CAROLINA	L, 7-17	May 1	*at Charleston	L, 0-9	May 1	*at UNCW	W, 3-1
Apr. 29	*DELAWARE	W, 13-2	May 7	*ELON	ppd.	May 7	*at Delaware	ppd.
Apr. 30	*DELAWARE	W, 6-5	May 8	*ELON	L, 1-5	May 8	*at Delaware	W, 5-1
May 1	*DELAWARE	W, 9-0	May 8	*ELON	L, 0-4	May 8	*at Delaware	W, 4-0
May 6	*at UNCW	L, 3-4	May 11	PENN	W, 6-5	May 10	NORTH CAROLINA A&T	W, 8-3
May 7	*at UNCW	W, 10-3	May 13	*at William & Mary	L, 0-13	May 13	*TOWSON	W, 5-4
May 8	*at UNCW	W, 7-2	May 14	*at William & Mary	L, 2-5	May 14	*TOWSON	L, 6-12
May 10	vs. Clemson (Columbia)	W, 7-5	May 15	*at William & Mary	L, 5-10	May 15	*TOWSON	W, 11-6
May 13	CHARLESTON SOUTHERN	ccltd.	May 19	*NORTHEASTERN	6 pm	May 19	*WILLIAM & MARY	6 pm
May 14	at Charleston Southern	W, 10-6	May 20	*NORTHEASTERN	3 pm	May 20	*WILLIAM & MARY	7 pm
May 15	CHARLESTON SOUTHERN	W, 14-9	May 21	*NORTHEASTERN	1 pm	May 21	*WILLIAM & MARY	4 pm
May 17	THE CITADEL	W, 15-9						
May 19	*at Towson	3 pm						
May 20	*at Towson	3 pm						
May 21	*at Towson	1 pm						



HOFSTRA PRIDE
(26-21; 15-9 CAA)



JAMES MADISON DUKES
(26-24; 11-9 CAA)



UNCW SEAHAWKS
(29-21; 13-8 CAA)

DATE	OPPONENT	RESULT/TIME (ET)	DATE	OPPONENT	RESULT/TIME (ET)	DATE	OPPONENT	RESULT/TIME (ET)
Feb. 25	at Houston Baptist	W, 3-1	Feb. 18	at Florida State	L, 1-4	Feb. 18	MIDDLE TENNESSEE	W, 6-4
Feb. 25	at Houston Baptist	L, 3-4	Feb. 19	at Florida State	L, 2-13	Feb. 19	ST. JOHN'S	W, 12-6
Feb. 27	at Houston Baptist	L, 3-6	Feb. 20	at Florida State	L, 4-10	Feb. 20	ST. JOHN'S	W, 6-5
Mar. 2	LIU	W, 6-5	Feb. 23	GEORGE MASON	W, 14-0	Feb. 20	MIDDLE TENNESSEE	W, 8-4
Mar. 5	SAINT PETER'S	W, 5-4	Feb. 25	FAIRLEIGH DICKINSON	W, 12-2	Feb. 25	BALL STATE	W, 2-0
Mar. 6	SAINT PETER'S	W, 6-2	Feb. 26	FAIRLEIGH DICKINSON	W, 4-0	Feb. 26	RUTGERS	L, 5-12
Mar. 6	LIU	L, 4-8	Feb. 27	FAIRLEIGH DICKINSON	W, 15-5	Feb. 26	RUTGERS	L, 0-2
Mar. 8	MANHATTAN	L, 4-9	Mar. 1	VMI	W, 28-4	Mar. 2	#29 COASTAL CAROLINA	W, 9-4
Mar. 11	at George Washington	L, 0-7	Mar. 2	at Richmond	W, 9-2	Mar. 4	at Appalachian State	L, 2-4
Mar. 13	at George Washington	W, 2-0	Mar. 4	QUINNIPIAC	L, 2-8	Mar. 5	at Appalachian State	L, 11-12
Mar. 13	at George Washington	W, 2-1	Mar. 5	QUINNIPIAC	W, 6-4	Mar. 6	at Appalachian State	W, 12-3
Mar. 18	MANHATTAN	W, 3-1	Mar. 6	QUINNIPIAC	W, 19-1	Mar. 8	at Campbell	L, 8-9
Mar. 18	MERRIMACK	L, 0-10	Mar. 8	at #10 Tennessee	L, 8-9 (10)	Mar. 11	KENNESAW STATE	L, 3-4
Mar. 20	MERRIMACK	W, 14-5	Mar. 9	at #10 Tennessee	L, 2-10	Mar. 13	KENNESAW STATE	W, 3-0
Mar. 22	at St. John's	L, 7-9	Mar. 11	at Morehead State	L, 2-7	Mar. 13	KENNESAW STATE	W, 2-1
Mar. 25	*at Elon	W, 6-2	Mar. 11	at Morehead State	L, 5-14	Mar. 17	OHIO STATE	W, 12-4
Mar. 26	*at Elon	L, 5-6	Mar. 15	VIRGINIA TECH	W, 5-2	Mar. 18	OHIO STATE	L, 7-9
Mar. 27	*at Elon	W, 15-5	Mar. 18	at Winthrop	L, 0-4	Mar. 19	OHIO STATE	W, 2-0
Mar. 30	at LIU	L, 3-4 (10)	Mar. 19	at Winthrop	W, 7-1	Mar. 20	OHIO STATE	W, 7-2
Apr. 1	*CHARLESTON	W, 8-6	Mar. 19	at Winthrop	W, 10-8 (11)	Mar. 22	EAST CAROLINA	L, 1-3
Apr. 2	*CHARLESTON	L, 0-4	Mar. 20	at Winthrop	W, 10-8 (11)	Mar. 25	*at William & Mary	L, 5-13
Apr. 2	*CHARLESTON	W, 7-6	Mar. 25	*at Delaware	W, 7-5	Mar. 26	*at William & Mary	W, 10-0
Apr. 5	LIU	L, 5-9	Mar. 26	*at Delaware	W, 13-4	Mar. 26	*at William & Mary	W, 10-0
Apr. 6	at Wagner	ppd.	Mar. 27	*at Delaware	L, 5-11	Mar. 27	*at William & Mary	L, 7-8
Apr. 8	*at UNCW	L, 1-3	Mar. 29	LONGWOOD	W, 8-7 (11)	Mar. 29	at #18 North Carolina	L, 4-6
Apr. 9	*at UNCW	L, 0-11	Apr. 1	*ELON	W, 8-4	Apr. 1	VMI	W, 18-1
Apr. 10	*at UNCW	W, 5-2	Apr. 2	*ELON	W, 8-4	Apr. 2	VMI	W, 9-6
Apr. 12	ST. JOHN'S	L, 4-6	Apr. 3	*ELON	L, 2-10	Apr. 3	VMI	W, 6-1
Apr. 15	*DELAWARE	W, 10-7	Apr. 6	at VMI	W, 12-2	Apr. 8	*HOFSTRA	W, 3-1
Apr. 16	*DELAWARE	L, 4-5	Apr. 8	*at Charleston	L, 3-6	Apr. 9	*HOFSTRA	W, 11-0
Apr. 17	*DELAWARE	W, 6-5 (10)	Apr. 9	*at Charleston	L, 9-10	Apr. 10	*HOFSTRA	L, 2-5
Apr. 19	at Fairfield	W, 9-3	Apr. 10	*at Charleston	L, 6-7	Apr. 12	at NC State	L, 6-7
Apr. 22	*at Towson	W, 8-4	Apr. 13	MARYLAND	L, 7-8	Apr. 15	*TOWSON	W, 8-7
Apr. 23	*at Towson	W, 12-5	Apr. 15	*NORTHEASTERN	W, 8-3	Apr. 16	*TOWSON	W, 11-5
Apr. 24	*at Towson	L, 4-5 (10)	Apr. 16	*NORTHEASTERN	W, 8-1	Apr. 17	*TOWSON	W, 8-6
Apr. 26	at Rutgers	L, 1-18	Apr. 17	*NORTHEASTERN	L, 1-4	Apr. 19	at East Carolina	L, 2-8
Apr. 29	*at William & Mary	W, 18-7	Apr. 19	RICHMOND	L, 2-10	Apr. 22	*at Delaware	W, 6-5 (11)
Apr. 30	*at William & Mary	W, 11-8	Apr. 20	at George Mason	W, 3-2	Apr. 23	*at Delaware	L, 2-3
May 1	*at William & Mary	L, 4-10	Apr. 22	*WILLIAM & MARY	W, 5-4 (10)	Apr. 24	*at Delaware	W, 11-8
May 3	IONA	W, 6-4	Apr. 23	*WILLIAM & MARY	W, 4-1	Apr. 26	CAMPBELL	L, 4-13
May 4	at Stony Brook	L, 7-15	Apr. 24	*WILLIAM & MARY	W, 10-3	Apr. 29	*ELON	L, 1-2 (10)
May 6	*NORTHEASTERN	L, 1-13	Apr. 27	at Virginia Tech	L, 8-11	Apr. 30	*ELON	W, 16-7
May 8	*NORTHEASTERN	L, 2-6	Apr. 30	at Presbyterian	L, 2-5	May 1	*ELON	L, 1-3
May 8	*NORTHEASTERN	W, 5-0	Apr. 30	at Presbyterian	L, 1-3	May 3	at Coastal Carolina	L, 1-16
May 10	at Saint Peter's	W, 15-8	May 1	at Presbyterian	W, 4-0	May 6	*CHARLESTON	W, 4-3
May 13	*JAMES MADISON	W, 6-4	May 7	*at Towson	ppd.	May 7	*CHARLESTON	L, 3-10
May 14	*JAMES MADISON	W, 6-5	May 8	*at Towson	W, 4-2	May 8	*CHARLESTON	L, 2-7
May 15	*JAMES MADISON	W, 15-6	May 8	*at Towson	W, 5-4	May 10	NC STATE	W, 13-11
			May 13	*at Hofstra	L, 4-6	May 13	*at Northeastern	W, 9-2
			May 14	*at Hofstra	L, 5-6	May 14	*at Northeastern	W, 5-4
			May 15	*at Hofstra	L, 6-15	May 15	*at Northeastern	W, 7-4
			May 17	at Maryland	L, 2-12	May 19	*at James Madison	6 pm
			May 19	*UNCW	6 pm	May 20	*at James Madison	6 pm
			May 20	*UNCW	6 pm	May 21	*at James Madison	1 pm
			May 21	*UNCW	1 pm			



NORTHEASTERN HUSKIES
(27-25-1; 9-12 CAA)



TOWSON TIGERS
(12-38; 2-18 CAA)



WILLIAM & MARY TRIBE
(23-21; 11-10 CAA)

DATE	OPPONENT	RESULT/TIME (ET)	DATE	OPPONENT	RESULT/TIME (ET)	DATE	OPPONENT	RESULT/TIME (ET)
Feb. 18	vs. LIU	L, 3-5	Feb. 18	at Miami (Fla.)	L, 8-10	Feb. 18	RHODE ISLAND	W, 10-3
Feb. 19	vs. Monmouth	W, 10-5	Feb. 19	at Miami (Fla.)	L, 2-11	Feb. 19	RHODE ISLAND	W, 15-8
Feb. 19	vs. Monmouth	L, 5-12	Feb. 19	at Miami (Fla.)	L, 2-13	Feb. 19	RHODE ISLAND	W, 10-5
Feb. 20	vs. Penn State	W, 8-1	Feb. 20	at Miami (Fla.)	L, 1-11	Feb. 22	at Richmond	L, 11-14 (10)
Feb. 25	vs. Minnesota	L, 1-3	Feb. 25	vs. Southern	W, 5-2	Mar. 1	at Virginia	L, 0-12
Feb. 26	vs. Marshall	L, 3-13	Feb. 25	at LSU	L, 0-6	Mar. 4	RUTGERS	L, 0-1
Feb. 26	vs. Marshall	L, 2-3	Feb. 26	vs. Southern	W, 11-1	Mar. 5	LAFAYETTE	W, 21-9
Feb. 27	vs. Merrimack	W, 11-1	Feb. 27	at LSU	L, 1-11	Mar. 6	PRINCETON	W, 9-6
Mar. 4	at #4 NC State	W, 6-1	Mar. 1	at George Washington	L, 7-8 (10)	Mar. 8	GEORGETOWN	L, 4-5 (10)
Mar. 5	at #4 NC State	W, 8-5	Mar. 4	at UNCG	L, 3-8	Mar. 12	at Georgia Southern	L, 3-7
Mar. 6	at #4 NC State	W, 6-0	Mar. 5	at UNCG	L, 1-12	Mar. 12	at Georgia Southern	L, 2-6
Mar. 8	UMASS	T, 1-1	Mar. 6	at UNCG	L, 5-6	Mar. 13	at Georgia Southern	L, 3-7
Mar. 11	at #18 Clemson	L, 6-9	Mar. 8	UMBC	W, 5-1	Mar. 15	at Davidson	L, 4-11
Mar. 12	at #18 Clemson	L, 4-10	Mar. 11	FAIRLEIGH DICKINSON	W, 9-6	Mar. 15	at Davidson	L, 1-3
Mar. 13	at #18 Clemson	W, 5-3	Mar. 11	FAIRLEIGH DICKINSON	L, 5-14	Mar. 18	GEORGE MASON	W, 9-3
Mar. 15	BRYANT	W, 1-0	Mar. 16	NIAGARA	W, 15-2	Mar. 19	at George Mason	W, 2-1
Mar. 16	MERRIMACK	W, 7-1	Mar. 18	PRINCETON	W, 9-6	Mar. 20	at George Mason	W, 9-5
Mar. 18	HOLY CROSS	W, 3-1	Mar. 19	PRINCETON	L, 11-18	Mar. 22	at Duke	W, 14-3
Mar. 18	HOLY CROSS	W, 10-0	Mar. 19	PRINCETON	L, 8-21	Mar. 25	*UNCW	W, 13-5
Mar. 20	at Brown	W, 8-2	Mar. 20	PRINCETON	W, 6-5	Mar. 26	*UNCW	L, 0-10
Mar. 22	BOSTON COLLEGE	L, 0-1	Mar. 22	at #10 Virginia	L, 3-15	Mar. 27	*UNCW	W, 8-7
Mar. 25	*at Charleston	L, 3-7	Mar. 25	UMASS	W, 9-7	Mar. 29	VCU	L, 2-4
Mar. 26	*at Charleston	L, 9-14	Mar. 26	UMASS	L, 3-4	Apr. 1	*at Northeastern	W, 6-2
Mar. 27	*at Charleston	L, 1-7	Mar. 27	UMASS	L, 4-5	Apr. 2	*at Northeastern	W, 4-3
Mar. 30	at Rhode Island	W, 4-3	Mar. 29	at Maryland	L, 8-26	Apr. 3	*at Northeastern	L, 2-3
Apr. 1	*WILLIAM & MARY	L, 2-6	Apr. 1	*DELAWARE	L, 1-4	Apr. 8	*TOWSON	W, 15-1
Apr. 2	*WILLIAM & MARY	L, 3-4	Apr. 2	*DELAWARE	L, 1-4	Apr. 9	*TOWSON	W, 8-3
Apr. 3	*WILLIAM & MARY	W, 3-2	Apr. 3	*DELAWARE	L, 2-6	Apr. 10	*TOWSON	W, 10-3
Apr. 5	at Boston College (Beanpot)	L, 2-4	Apr. 5	GEORGE WASHINGTON	W, 9-6	Apr. 12	at George Washington	W, 11-5
Apr. 8	*ELON	W, 7-3	Apr. 8	*at William & Mary	L, 1-15	Apr. 15	*at Charleston	L, 2-7
Apr. 10	*ELON	W, 1-0	Apr. 9	*at William & Mary	L, 3-8	Apr. 16	*at Charleston	L, 3-4
Apr. 10	*ELON	L, 0-1	Apr. 10	*at William & Mary	L, 3-10	Apr. 17	*at Charleston	L, 5-7
Apr. 12	at Harvard (Beanpot)	W, 10-6	Apr. 15	*at UNCW	L, 7-8	Apr. 19	OLD DOMINION	L, 1-5
Apr. 15	*at James Madison	L, 3-8	Apr. 16	*at UNCW	L, 5-11	Apr. 22	*at James Madison	L, 4-5 (10)
Apr. 16	*at James Madison	L, 1-8	Apr. 17	*at UNCW	L, 6-8	Apr. 23	*at James Madison	L, 1-4
Apr. 17	*at James Madison	W, 4-1	Apr. 19	MARYLAND	L, 3-4 (10)	Apr. 24	*at James Madison	L, 3-10
Apr. 20	at Bryant	L, 7-8	Apr. 22	*HOFSTRA	L, 4-8	Apr. 26	at VCU	W, 11-6
Apr. 22	at High Point	L, 4-10	Apr. 23	*HOFSTRA	L, 5-12	Apr. 29	*HOFSTRA	L, 7-18
Apr. 23	at High Point	W, 11-1	Apr. 24	*HOFSTRA	W, 5-4 (10)	Apr. 30	*HOFSTRA	L, 8-11
Apr. 24	at High Point	L, 2-5	Apr. 27	at UMBC	L, 3-12	May 1	*HOFSTRA	W, 10-4
Apr. 26	UCONN	L, 2-5 (10)	Apr. 29	*at Northeastern	L, 1-6	May 6	vs. Radford (@Navy)	ccltd.
Apr. 27	at Hartford	W, 3-1	Apr. 30	*at Northeastern	L, 2-6	May 7	vs. Radford (@Navy)	ccltd.
Apr. 29	*TOWSON	W, 6-1	May 1	*at Northeastern	L, 4-16	May 7	at Navy	ccltd.
Apr. 30	*TOWSON	W, 6-2	May 3	at George Mason	L, 6-8	May 11	at Old Dominion	W, 5-0
May 1	*TOWSON	W, 16-4	May 7	*JAMES MADISON	ppd.	May 13	*DELAWARE	W, 13-0
May 6	*at Hofstra	W, 13-1	May 8	*JAMES MADISON	L, 2-4	May 14	*DELAWARE	W, 5-2
May 8	*at Hofstra	W, 6-2	May 8	*JAMES MADISON	L, 4-5	May 15	*DELAWARE	W, 10-5
May 8	*at Hofstra	L, 0-5	May 10	RICHMOND	W, 8-4	May 19	*at Elon	6 pm
May 10	at #13 UConn	W, 9-4	May 13	*at Elon	L, 4-5	May 20	*at Elon	7 pm
May 13	*UNCW	L, 2-9	May 14	*at Elon	W, 12-6	May 21	*at Elon	4 pm
May 14	*UNCW	L, 4-5	May 15	*at Elon	L, 6-11			
May 15	*UNCW	L, 4-7	May 19	*CHARLESTON	3 pm			
May 17	at UMass Lowell	W, 4-3 (12)	May 20	*CHARLESTON	3 pm			
May 19	*at Delaware	6 pm	May 21	*CHARLESTON	1 pm			
May 20	*at Delaware	3 pm						
May 21	*at Delaware	1 pm						