



2017-18
ELON UNIVERSITY
WOMEN'S BASKETBALL
MEDIA GUIDE

TABLE OF CONTENTS

Table of Contents & Schedule	1
Information & Quick Facts	2
Media Information & Policies	3
Roster & Photo Roster	4
Alumni Gym / Schar Center	5

MEET THE PHOENIX

Shay Burnett	6-7
Jada Graves	8-9
Lexi Mercer	10-11
Meme Garner	12-13
Ra'Shika White	14-15
Malaya Johnson	16-17
Saadia Munford	18
Anna Popovic	18
Jaylin Powell	19
Ariel Colon	19
Ariana Nance	20
Emily Maupin	20
Senior Losses from 2016-17	21

COACHING STAFF

Head Coach Charlotte Smith	22-23
Cristy McKinney	24
Josh Wick	25
Tasha Taylor	26
Stephen Fishler & Support Staff	27

2017-18 YEAR AHEAD

Series History	28
Opponent Quick Facts & Information	29-31
2017-18 Travel Schedule	31

2016-17 SEASON IN REVIEW

2016-17 Season Accomplishments	32
2016-17 Results	33-43
Results	33
Season Statistics	34
Team & Individual Superlatives	35
Colonial Athletic Association	36
Game-by-Game Statistics	37
Game-by-Game Box Scores	38-43
Elon in the Final CAA Statistics	43

BASKETBALL RECORD BOOK

Game-by-Game vs. Opponent	44-51
Division I Postseason History	52
Conference Tournament History	53
Team Records	54-61
Individual Single-Game Highs	54
Team Single-Game Highs (Division I)	55
Individual Season Highs	56-57
Team Season Highs (Division I)	58
Individual Career Highs	59-60
Miscellaneous Statistics	61
1,000-Point Club	62-63
Honors & Awards	64-65
Letterwinners	66
Coaching Records	67
Attendance Records	68

2017-18 PHOENIX SCHEDULE

DATE	OPPONENT	LOCATION	TIME
Sunday, Nov. 5	Anderson (Exh.)	Alumni Gym	5:30
Friday, Nov. 10	Winthrop	Alumni Gym	7:00
Monday, Nov. 13	@ North Carolina A&T	Greensboro, N.C.	5:30
Friday, Nov. 17	Hampton	Alumni Gym	7:00
Wednesday, Nov. 22	@ Central Florida	Orlando, Fla.	2:00
<i>Friday, Nov. 24</i>	<i>vs. Alabama#</i>	<i>Ft. Lauderdale, Fla.</i>	<i>5:00</i>
<i>Saturday, Nov. 25</i>	<i>vs. Iowa#</i>	<i>Ft. Lauderdale, Fla.</i>	<i>5:00</i>
Monday, Nov. 27	Coker	Alumni Gym	7:00
Saturday, Dec. 2	@ Wake Forest	Winston-Salem, N.C.	12:00
Wednesday, Dec. 6	@ Davidson	Davidson, N.C.	7:00
Saturday, Dec. 16	@ NC State	Raleigh, N.C.	6:00
Tuesday, Dec. 19	North Carolina Central	Alumni Gym	7:00
Friday, Dec. 29	UNCW*	Alumni Gym	7:00
Friday, Jan. 5	@ Delaware*	Newark, Del.	12:00
Sunday, Jan. 7	Northeastern*	Alumni Gym	2:00
Friday, Jan. 12	@ James Madison*	Harrisonburg, Va.	7:00
Sunday, Jan. 14	@ William & Mary*	Williamsburg, Va.	2:00
Friday, Jan. 19	Towson*	Alumni Gym	7:00
Sunday, Jan. 21	Delaware*	Alumni Gym	1:00
Friday, Jan. 26	@ Drexel*	Philadelphia, Pa.	7:00
Sunday, Jan. 28	@ Towson*	Towson, Md.	2:00
Friday, Feb. 2	@ College of Charleston*	Charleston, S.C.	6:30
Sunday, Feb. 4	James Madison*	Alumni Gym	2:00
Friday, Feb. 9	Drexel*	Alumni Gym	7:00
Sunday, Feb. 11	College of Charleston*	Alumni Gym	2:00
Friday, Feb. 16	@ Hofstra*	Hempstead, N.Y.	7:00
Sunday, Feb. 18	@ Northeastern*	Boston, Mass.	2:00
Sunday, Feb. 25	Hofstra*	Alumni Gym	2:00
Thursday, March 1	William & Mary*	Alumni Gym	7:00
Saturday, March 3	@ UNCW*	Wilmington, N.C.	2:00
<i>Wednesday, March 7</i>	<i>CAA First Round</i>	<i>Philadelphia, Pa.</i>	<i>TBD</i>
<i>Thursday, March 8</i>	<i>CAA Quarterfinals</i>	<i>Philadelphia, Pa.</i>	<i>TBD</i>
<i>Friday, March 9</i>	<i>CAA Semifinals</i>	<i>Philadelphia, Pa.</i>	<i>TBD</i>
<i>Saturday, March 10</i>	<i>CAA Finals</i>	<i>Philadelphia, Pa.</i>	<i>TBD</i>

Home games in BOLD

- Puerto Rico Clasico in Ft. Lauderdale, Fla.

* - Colonial Athletic Association game

All dates and times subject to change





2017-18 PHOENIX INFORMATION & QUICK FACTS

GENERAL INFORMATION

Name of School	Elon University
City (Zip)	Elon, N.C. (27244)
Founded	1889
Enrollment	6,739
Nickname	Phoenix
School Colors	Maroon and Gold
Affiliation	NCAA Division I
Conference	Colonial Athletic Association (CAA)
President (before March 1, 2018)	Dr. Leo M. Lambert
President (after March 1, 2018)	Dr. Connie L. Book
Athletic Director	Dave Blank
Athletic Department Phone	(336) 278-6800
Athletic Communications Office Fax	(336) 278-6768
Ticket Office Phone	(336) 278-6750
Press Row Phone	(336) 278-6747

COACHING STAFF

Head Coach (Year)	Charlotte Smith (7th)
Alma Mater	North Carolina, 1999
Overall Record (Pct.)	114-77 (.597)
Record at Elon	Same
Best Time to Reach	Through SID
Assistant Coach	Cristy McKinney
Year at Elon	7th
Alma Mater	NC State, 1979
Assistant Coach	Josh Wick
Year at Elon	7th
Alma Mater	North Carolina, 2001
Assistant Coach	Tasha Taylor
Year at Elon	4th
Alma Mater	Clemson, 2008
Dir. of Operations	Stephen Fishler
Year at Elon	1st
Alma Mater	Penn State, 2016

TEAM INFORMATION

2016-17 Overall Record	27-7
2016-17 CAA Record (Finish)	16-2 (1st)
2016-17 Postseason	NCAA Tournament First Round
Starters Returning/Lost	2/3
Players Returning/Lost	6/6
Newcomers	6

PROGRAM HISTORY

First Year of Basketball	1971-72
All-Time Record	648-606 (.517)
Division I Record	270-279 (.492)
All-Time CAA Record	38-16 (.704)
NCAA Tournament Appearances	1
Last NCAA Tournament App.	2017
NCAA Tournament Record	0-1
WNIT Tournament Appearances	2
Last WNIT Appearance	2016
WNIT Record	0-2
WBI Appearances	2
Last WBI Appearance	2013
WBI Record	2-2

ATHLETIC COMMUNICATIONS

Asst. Dir. of Athletic Communications/WBB Contact	Andrew Wilson
Wilson Office Phone	(336) 278-6761
Wilson Email	awilson26@elon.edu
Wilson Cell Phone	(919) 624-6365
Director of Athletic Communications	Dan Wyar
Associate Director of Athletic Communications	Chris Rash
Assistant Director of Athletic Communications	Josh Gresh
Assistant Director of Athletic Communications	Troy Sayles
Director of Video Production for Athletics	Corey Speights
Website	ElonPhoenix.com
Twitter	@ElonWBBasketball / @ElonPhoenix
Instagram	@ElonWBBasketball / @ElonPhoenix
Facebook	Elon Women's Basketball / Elon Phoenix

TO THE MEDIA

It is our hope you will find this publication useful while covering Elon University women's basketball during the 2017-18 season. Every effort has been made to include timely and pertinent information for your use. Should you have any questions throughout the season, please do not hesitate to reach out to Assistant Director of Communications for Athletics, Andrew Wilson.

Thank you for your coverage of Elon University women's basketball. We look forward to serving you this season.

CREDENTIAL PROCESS

All media members and photographers wishing to cover a home Elon women's basketball game must complete and submit the credential request form found on ElonPhoenix.com.

All requests are screened to ensure a working press row with priority given to daily newspapers, radio/TV sports directors and other media who cover Elon and its opponents on a regular basis.

Spouses, dates, non-workers and anyone under the age of 18 will not be granted credentials. If you wish to bring a guest, please inquire regarding the availability of tickets.

MEDIA WILL CALL & PARKING

Credentials that are not mailed can be picked up at the Will Call table located in front of Alumni Gym in the Koury Athletic Center. Parking is located across from the Koury Center in the Oaks Parking Lot and is available on a first come, first serve basis.

MEDIA SEATING

During the game, media will be seated at the press row tables opposite the scorer's table. Seating will be assigned and media members are asked to sit where their name plate is located.

PHOTOGRAPHERS

In order to be permitted on the baselines, photographers must have a credential. Properly credentialed photographers will be allowed to shoot in compliance with NCAA rules. Photographers should shoot from the designated locations. Tripods are not permitted on the court at any time. No photographers are permitted in the bench area of either team.

MEDIA SERVICES

Game notes, flip cards and statistics are provided at every Elon home game. Postgame interviews are available upon request through each team's SID. Request efforts should be made by the start of the fourth quarter. If the visiting team does not have a SID on site, requests can be made through the home SID.

In most cases, the visiting head coach and select players will appear first, followed by Elon head coach Charlotte Smith and select players. Locker rooms are not open to media unless otherwise notified by the team's SID.



WIRELESS INTERNET SERVICE

The public Wi-Fi network is free and will be at your seat on press row. If you have any questions or issues connecting, please ask an Athletic Communications staff member for support.

RADIO BROADCAST LINES

A phone line and Ethernet hookup will be made available in Alumni Gym for an official radio broadcast for opponents. Cable, POTS and ISDN options are available upon request with prior notice. Lines are available for the official radio broadcast of the visiting team. All other requests must be submitted to Andrew Wilson.

PLAYER & COACH INTERVIEWS

All player and coach interviews must be coordinated through the Athletic Communications office. Requests are to be made at least 24 hours in advance. Depending upon schedules and other time considerations, interviews will be scheduled before or after practice sessions. Player phone numbers will not be released to media members.

PRACTICE COVERAGE

Elon women's basketball practices are open to the media upon request only, and the coaching staff will meet with media members following the practice session. Please contact Andrew Wilson in the Athletic Communications Office at (336) 278-6761 with 24 hours notice if you plan to cover practice so proper arrangements can be made.

PHOENIX ALL-ACCESS

All home women's basketball games can be viewed for free on Phoenix All-Access. Any games not selected for TV will be broadcast exclusively on Phoenix All-Access. On the road against CAA opponents, games will normally be available through CAA.tv.

RADIO BROADCASTS

WSOE 89.3 FM in Elon will provide play-by-play coverage of all regular-season games during the 2017-18 season. Again this season, all Elon games can be heard over the internet at ElonPhoenix.com.

MAILING ADDRESS

Standard Mailing

Athletic Communications Office
2500 Campus Box
Elon University
Elon, N.C. 27244

Overnight Mailing

Athletic Communications Office
100 Campus Drive
Elon University
Elon, N.C. 27244

DIRECTIONS TO ALUMNI GYM

From the Raleigh-Durham area on Interstate 85/40

Take exit 141 and turn right on Huffman Mill Rd. Continue straight onto Shadowbrook Drive, then turn left at the second light on Shadowbrook onto Saddle Club Rd. Continue down Saddle Club Rd. before turning left onto W. Front St. Front St. will then become N. Oak Ave. Upon reaching Haggard Ave., turn left and continue to Williamson Ave. At the intersection of Haggard and Williamson, turn right and the Oaks Parking Lot will be located on your left.

From Greensboro on Interstate 85/40

Take exit 141 and turn left on Huffman Mill Rd. Proceed using the above directions.

ROSTER BREAKDOWN

BY CLASS

Seniors (3)

Shay Burnett
Meme Garner
Malaya Johnson

Juniors (0)

Sophomores (3)

Jada Graves
Lexi Mercer
Ra'Shika White

Freshmen (6)

Ariel Colon
Emily Maupin
Saadia Munford
Ariana Nance
Anna Popovic
Jaylin Powell

BY STATE

North Carolina (7)

Shay Burnett (Graham)
Meme Garner (Siler City)
Malaya Johnson (Mount Airy)
Lexi Mercer (Goldsboro)
Ariana Nance (Charlotte)
Jaylin Powell (Raleigh)
Ra'Shika White (Charlotte)

Virginia (2)

Jada Graves (Alexandria)
Emily Maupin (Charlottesville)

Georgia (1)

Saadia Munford (Atlanta)

Florida (1)

Ariel Colon (Orlando)

England (1)

Anna Popovic (Loughborough)

NUMERICAL ROSTER

NO.	PLAYER	POS.	HT.	YR.	HOMETOWN/HIGH SCHOOL/PREVIOUS SCHOOL
1	Saadia Munford	G	5-9	Fr.	Atlanta, Ga./Jonesboro
3	Anna Popovic	F	6-1	Fr.	Loughborough, England/Charnwood College
5	Shay Burnett	G	5-9	Sr.	Graham, N.C./Southern Alamance
10	Jada Graves	G	5-9	So.	Alexandria, Va./Thomas Edison
13	Jaylin Powell	F	5-10	Fr.	Raleigh, N.C./Rolesville
21	Ariel Colon	G	5-10	Fr.	Orlando, Fla./Ocoee
22	Lexi Mercer	G	5-9	So.	Goldsboro, N.C./Rosewood
23	Ariana Nance	G	5-9	Fr.	Charlotte, N.C./Rocky River
32	Meme Garner	F	6-0	Sr.	Siler City, N.C./Jordan Matthews/Charlotte
34	Ra'Shika White	C	6-4	So.	Charlotte, N.C./Phillip O. Berry Academy
42	Emily Maupin	F	6-3	Fr.	Charlottesville, Va./The Covenant School
44	Malaya Johnson	C	6-3	Sr.	Mount Airy, N.C./North Surry

ALPHABETICAL ROSTER

NO.	PLAYER	POS.	HT.	YR.	HOMETOWN/HIGH SCHOOL/PREVIOUS SCHOOL
5	Shay Burnett	G	5-9	Sr.	Graham, N.C./Southern Alamance
21	Ariel Colon	G	5-10	Fr.	Orlando, Fla./Ocoee
32	Meme Garner	F	6-0	Sr.	Siler City, N.C./Jordan Matthews/Charlotte
10	Jada Graves	G	5-9	So.	Alexandria, Va./Thomas Edison
44	Malaya Johnson	C	6-3	Sr.	Mount Airy, N.C./North Surry
42	Emily Maupin	F	6-3	Fr.	Charlottesville, Va./The Covenant School
22	Lexi Mercer	G	5-9	So.	Goldsboro, N.C./Rosewood
1	Saadia Munford	G	5-9	Fr.	Atlanta, Ga./Jonesboro
23	Ariana Nance	G	5-9	Fr.	Charlotte, N.C./Rocky River
3	Anna Popovic	F	6-1	Fr.	Loughborough, England/Charnwood College
13	Jaylin Powell	F	5-10	Fr.	Raleigh, N.C./Rolesville
34	Ra'Shika White	C	6-4	So.	Charlotte, N.C./Phillip O'Berry Academy

COACHING & SUPPORT STAFF

Head Coach

Charlotte Smith | 7th season | North Carolina, 1999

Assistant Coach

Cristy McKinney | 7th season | NC State, 1979

Assistant Coach

Josh Wick | 7th season | North Carolina, 2001

Assistant Coach

Tasha Taylor | 4th season | Clemson, 2008

Director of Basketball Operations

Stephen Fishler | 1st season | Penn State, 2016

Sports Medicine

Mikaela Davis | 2nd season | North Carolina 2014

Athletic Communications

Andrew Wilson | 2nd season | Elon, 2014

Student-Athlete Services

Jenna Gregory | 4th season | Kutztown, 2013

Strength & Conditioning

Tyler Watson | 3rd season | Chattanooga, 2014

PHOTO ROSTER



1
Saadia
Munford



3
Anna
Popovic



5
Shay
Burnett



10
Jada
Graves



13
Jaylin
Powell



21
Ariel
Colon



22
Lexi
Mercer



23
Ariana
Nance



32
Meme
Garner



34
Ra'Shika
White



42
Emily
Maupin



44
Malaya
Johnson



HC
Charlotte
Smith



AC
Cristy
McKinney



AC
Josh
Wick



AC
Tasha
Taylor



DOBO
Stephen
Fishler

ALUMNI GYM



Alumni Gym was dedicated on January 14, 1950, and has been home to Elon women's basketball since the program's inception. With construction on the Schar Center nearing completion, the 2017-18 season marks the final season of competition for the Phoenix in Alumni Gym with the transition to the Schar Center set for the 2018-19 season.

The gymnasium honors Elon alumni who lost their lives in World Wars I and II. Five years after World War II, the Alumni Memorial Gymnasium replaced the Alumni Memorial Building, commonly called the North Dorm. When the new gymnasium was completed in January of 1950, a memorial plaque in the entrance foyer carried the names of four Elon alumni who died in World War I and 33 who gave their lives in World War II.

The Phoenix hosted the first postseason tournament ever inside Alumni Gym in 2011 when Elon welcomed USC Upstate for the first round of the Women's Basketball Invitational on March 17. The Phoenix did not disappoint, claiming a 103-72 win. On March 1, 2017, the program earned the first Division I outright regular season title in Alumni Gym history and cut down the nets after a dominant 82-48 victory over visiting UNCW. Elon went on to win the CAA Tournament title 10 days later.

SCHAR CENTER

Schar (shh-are) Center, named for Elon University parents Dwight and Martha Schar P'16, P'19 after their pledge of \$12 million to name two new buildings on the Elon campus, is set to host the Phoenix women's basketball program starting with the 2018-19 season. The 160,000-square-foot convocation center will offer the Elon community a premier gathering space that will serve as a venue for convocations, speakers and major campus events while also serving as the new home for Elon's basketball and volleyball with triple the space of Alumni Memorial Gymnasium, a practice facility with two full courts, club-level seating and high-definition video boards.



A website - <http://www.elon.edu/scharcenter> - launched in May brings together renderings of the facility, a live construction cam tracking progress on the center, the latest news as well as photos from past project milestones. Visitors to Schar Center website can also take a look inside and outside the center with fly-through videos offering detailed renderings of the complex. An interactive construction cam allows viewers to scroll back through construction photos and provides a time-lapse feature so viewers can watch the center take shape as crews make progress on the project.

Elon broke ground on Schar Center in October 2016. Rentenbach Constructors Inc. is the general contractor for the project and Witsell, Evans & Rasco serves as lead architect in association with the sports division of Gensler architect.



SHAY BURNETT

Senior | Guard | 5-9
Graham, N.C. | Southern Alamance

5

2016-17 (JUNIOR)

Appearing in all 34 games on the year with 32 starts, Burnett led the team in points, rebounds, assists, steals, minutes and free throws made...Finished the year scoring 12.3 points per game, placing 13th in the CAA...Shooting 45.8 percent from the field, she finished ninth in the league and third on the team, but led the Phoenix in rebounding with 7.3 per game to finish eighth in the CAA...Grabbed 101 offensive rebounds, the second-most in the conference...Knocked down 39.4 percent of her attempted three-pointers to lead the team and finish fifth in the CAA, finishing fourth in single-season program history...Dished out 157 assists to place fifth in a single season in program history...Her 4.6 helpers per game finishing second in the conference...Posted seven double-doubles throughout the year with four of them coming in conference play against Drexel, UNCW and James Madison twice...Scored 20 points in a game on six occasions, pouring in a season-high 23 at UNCW on Feb. 5 when she became the fifth third-year player to surpass the 1,000-point mark in program history...Nearly recorded the first triple-double in program history on three occasions, finishing with 23 points, 12 rebounds and eight assists against UNCW, 17 points, seven rebounds and seven assists against Northeastern and 10 points, nine rebounds and nine assists against Drexel...Led Elon in scoring with 19 points in the NCAA Tournament against West Virginia...Posted 15.8 points per game in postseason play by netting 20 points against William & Mary in the CAA Semifinals, 14 points against James Madison in the CAA Finals and 10 points against Hofstra in the CAA Quarterfinals...Pulled down double-digit rebounds eight time on the season...Earned First Team All-CAA and picked up two CAA Player of the Week honors throughout the campaign on Dec. 26 and Feb. 6...Was named to the CAA All-Tournament Team...Grabbed Second Team All-ECAC honors after the season...Prior to the year, was named a CAA Preseason First Team All-Conference honoree.

2015-16 (SOPHOMORE)

Played in 30 games and earned the start in 27 contests...Averaged 28.8 minutes, 12.9 points and 7.9 rebounds per game...Led the team and ranked 10th in CAA in scoring...Led the team and ranked seventh in the league in rebounding...Led the team and ranked fourth in the conference with an 80.6 free throw percentage...Went 133-of-165 from the line on the season...Second on the team with 106 assists to average 3.5 assists per game and rank 10th in the CAA...Claimed 38 steals on the season to average 1.3 per game...Played a career-high 38 minutes at Navy...Posted a new career-high 28 points after a 6-of-15 performance from the field and career-high 15-of-16 from the line along with 12 rebounds and nine assists against Charlotte for a near triple-double...Tallied a career-high eight field goals at Delaware...Handed out a career-high nine assists on two occasions...Grabbed a career-high four steals at West Virginia...Hauled down a career-high 15 boards at Northeastern...Posted a career-high two blocks twice...Scored the team's winning basket in a double-overtime win at Delaware on Feb. 7...Tallied double figures in 24 games, including two games with 20-plus

CAREER HIGHS

POINTS	28 vs. Charlotte (11/19/15)
REBOUNDS	15 - 2 times, last vs. Delaware (1/8/17)
FIELD GOALS	8 - 4 times, last vs. West Virginia (3/17/17)
THREE POINTERS	4 vs. Rutgers (11/14/16)
FREE THROWS	15 vs. Charlotte (11/19/15)
ASSISTS	9 - 3 times, last vs. Drexel (1/15/17)
STEALS	6 vs. Akron (12/21/17)
BLOCKS	2 - 5 times, last at Towson (2/26/17)
TURNOVERS	12 at North Carolina (12/4/16)
MINUTES	38 - 3 times, last at Hofstra (1/29/17)

points...Hauled in double-digit boards in 11 games...Posted nine double-doubles...Ranks second on the single-season records list with 133 free throws made and second with 165 free throw attempts...Selected to the CAA Preseason All-Conference second team...Earned CAA Player of the Week Honors on Nov. 23...Named to the All-CAA first team...Selected as the team's Best Offensive Player and MVP.

2014-15 (FRESHMAN)

Played in all 32 games as a rookie and earned the start in 30 of those contests...Averaged 24.2 minutes, 10.5 points, 5.4 rebounds and 2.9 assists per game...Led the team in scoring and free throw percentage...Ranked in the Top 20 in the CAA in scoring, ninth in field goal percentage and 11th in free throw percentage...Finished the season with a 46.4 field goal percentage, including 30.8 percent from three, and a 73.5 free throw percentage...Ranks eighth on the Elon single-season record list for free throws made (108) and seventh in free throw attempts (147)...Scored a career-high 21 points off a career-high 7-of-15 performance from the field, including three three-pointers, against Northeastern...Hit a career-high 10 free throws (10-of-14) at James Madison...Hauled down a career-high 11 rebounds and matched her career-high 21 points with a double-double and seven assists at Hofstra...Posted her first-career double-double after 15 points and a 10 rebounds at High Point...Scored in double figures 18 times on the season...Recorded three double-doubles...Tallied a career-high eight assists twice...Named the CAA Rookie of the Week on Dec. 1, Jan. 26, Feb. 23 and March 9...Selected to the CAA All-Rookie Team...Named the team's Best Offensive Player.

HIGH SCHOOL

Helped Southern Alamance to second round of state playoffs her sophomore and junior seasons and to the third round as a senior...McDonald's All-American nominee...MVP of the North Carolina East-West All-Star game after leading the West team to a win with 16 points, eight rebounds and eight assists...Averaged 17.2 points, 8.1 rebounds and 7.7 assists per game as a junior...Named the Metro 4A player of the year, the Burlington Times-News region player of the year and was a NCBCA District VI first team selection as a junior...Averaged 18 points per game as a sophomore...Earned a spot on the Metro 4A all-conference team, named the Metro 4A conference tournament MVP, the NCBCA District VI Player of the Year and to the Times-News all-region first team...Played her freshman season at River Mill, where she helped the team to the state regional finals and was an all-conference and state regional all-tournament selection.

PERSONAL

Full name is Shaylen Briana Burnett...Daughter of Tracy L.H. and former High Point women's basketball player Tracy Mclver Burnett...Born on Jan. 24, 1996...Majoring in Sport and Event management with a minor in Criminal Justice.



2016-17 GAME-BY-GAME STATISTICS (JUNIOR)

OPPONENT	MIN	FG-FGA	3G-A	FT-FTA	O-D-T	PF	FO	A	TO	BLK	STL	PTS
at Green Bay	25	3-8	1-3	2-3	0-1-1	4	0	2	6	0	0	9
RUTGERS	33	7-11	4-5	2-2	3-6-9	1	0	4	1	0	1	20
vs Eastern Washington	23	1-1	1-1	5-6	1-4-5	0	0	3	1	1	1	8
at Central Michigan	26	3-4	1-2	1-2	0-2-2	1	0	4	1	0	2	8
BUCKNELL	30	3-10	1-2	2-3	5-3-8	3	0	2	2	0	0	9
WAKE FOREST	34	7-15	1-3	5-8	8-4-12	4	0	2	4	0	1	20
at North Carolina	34	4-10	2-4	2-2	4-6-10	1	0	5	12	0	2	12
at #21/21 Duke	27	2-6	0-2	0-0	3-2-5	5	1	4	2	1	4	4
at ETSU	19	8-12	1-3	2-4	0-2-2	3	0	2	2	0	2	19
vs Akron	36	6-13	2-5	7-9	3-5-8	3	0	5	7	0	6	21
at Georgia State	34	4-7	1-3	4-6	3-7-10	2	0	7	2	1	3	13
KING	17	2-5	0-1	1-1	0-4-4	2	0	3	1	0	0	5
CHARLESTON	31	4-14	2-6	0-0	3-3-6	1	0	7	1	0	1	10
at Drexel	29	4-7	0-0	3-3	6-5-11	3	0	3	3	0	2	11
DELAWARE	26	3-13	0-4	2-2	7-8-15	1	0	4	2	1	3	8
at Col. of Charleston	25	3-6	1-2	0-2	0-1-1	4	0	7	3	0	2	7
DREXEL	32	3-11	1-3	3-6	5-4-9	4	0	9	3	0	2	10
JAMES MADISON	36	7-15	2-6	4-10	6-6-12	5	1	3	3	0	1	20
at William & Mary	34	3-8	2-3	2-2	4-4-8	2	0	5	5	0	2	10
at Northeastern	36	6-8	1-3	4-6	2-5-7	3	0	7	2	0	0	17
at Hofstra	38	3-7	0-3	3-3	3-6-9	1	0	4	2	0	2	9
TOWSON	31	5-11	3-6	5-10	5-3-8	4	0	6	2	0	1	18
at UNCW	35	8-14	3-5	4-8	4-8-12	1	0	8	4	0	2	23
NORTHEASTERN	28	3-7	0-2	4-4	2-4-6	3	0	3	1	0	0	10
at JMU	34	3-12	1-4	5-7	3-4-7	4	0	4	3	0	0	12
HOFSTRA	34	2-7	1-4	4-6	3-3-6	1	0	5	6	0	2	9
WILLIAM & MARY	26	3-8	0-1	5-6	4-3-7	1	0	5	1	0	0	11
at Delaware	34	3-9	0-1	2-2	3-6-9	3	0	5	1	0	1	8
at Towson	36	4-9	1-3	4-7	5-3-8	3	0	6	5	2	4	13
UNCW	20	0-3	0-0	2-4	0-2-2	3	0	4	3	0	0	2
vs Hofstra	33	4-6	0-1	2-4	3-6-9	1	0	5	4	0	3	10
vs William & Mary	26	7-8	2-2	4-6	1-3-4	5	5	1	0	0	0	20
vs James Madison	33	4-6	2-2	4-7	2-8-10	3	1	6	7	0	3	14
vs West Virginia	34	8-15	2-4	1-3	0-5-5	4	0	3	1	0	1	19
TOTALS	1029	140-306	39-99	100-154	101-146-247	89	3	157	104	6	54	419

2015-16 GAME-BY-GAME STATISTICS (SOPHOMORE)

OPPONENT	MIN	FG-FGA	3G-A	FT-FTA	O-D-T	PF	FO	A	TO	BLK	STL	PTS
LENOIR-RHYNE	23	3-4	0-0	4-4	3-8-11	1	0	1	5	0	1	10
at Liberty	26	3-8	0-2	4-5	4-4-8	4	0	2	5	0	2	10
CHARLOTTE	33	6-15	1-4	15-16	1-11-12	2	0	9	4	0	3	28
at American	33	5-6	1-1	9-11	1-4-5	2	0	1	5	1	3	20
at Navy	38	4-14	0-5	6-8	6-8-14	4	0	4	7	0	2	14
EAST TENNESSEE STATE	27	1-10	0-2	1-1	2-8-10	2	0	2	0	0	1	3
at Furman	32	4-10	0-1	5-6	1-7-8	3	0	3	3	0	1	13
at NC State	25	4-12	1-3	3-3	2-3-5	5	1	5	5	0	3	12
HIGH POINT	22	4-9	1-2	7-8	1-1-2	4	0	2	3	0	1	16
at #2/2 South Carolina	37	3-10	1-5	8-10	4-3-7	1	0	8	3	0	2	15
at West Virginia	23	4-7	0-0	2-2	1-2-3	4	0	0	4	0	4	10
at UNCW	27	4-7	1-1	4-6	3-3-6	4	0	1	4	0	1	13
HOFSTRA	34	5-11	0-2	8-9	5-6-11	2	0	3	5	1	0	18
JAMES MADISON	17	3-9	2-4	3-5	2-6-8	5	1	2	2	0	0	11
at Towson	31	4-14	0-3	5-7	2-5-7	4	0	3	5	0	0	13
at Drexel	20	3-7	0-2	1-2	0-2-2	2	0	1	2	0	0	7
COL. OF CHARLESTON	29	1-6	0-3	5-9	1-9-10	2	0	4	4	0	1	7
UNCW	26	3-10	0-3	5-6	4-4-8	4	0	1	3	1	0	11
at Northeastern	35	5-12	0-3	7-8	4-11-15	1	0	5	4	0	0	17
at Hofstra	29	2-9	1-3	2-2	1-3-4	5	1	6	3	1	2	7
WILLIAM & MARY				--DNP--								
at Delaware	38	8-16	1-2	1-3	4-7-11	4	0	3	2	0	0	18
TOWSON	24	7-11	2-4	3-4	3-3-6	2	0	6	4	0	1	19
NORTHEASTERN	34	4-13	1-3	0-0	1-0-1	4	0	5	3	0	2	9
at Col. of Charleston	21	2-8	1-2	1-2	1-4-5	2	0	3	2	1	0	6
DREXEL	29	5-13	1-2	4-4	9-4-13	2	0	3	3	0	2	15
DELAWARE	35	5-10	3-6	6-6	2-8-10	0	0	1	4	2	1	19
at James Madison	29	2-9	0-2	8-10	2-9-11	3	0	5	4	0	0	12
at William & Mary	33	3-8	2-3	2-2	4-3-7	2	0	9	6	2	3	10
vs Delaware	27	4-11	1-1	4-6	4-4-8	4	0	3	2	0	0	13
at Virginia Tech	27	5-14	2-5	0-0	3-5-8	3	0	5	5	0	2	12
TOTALS	864	116-303	23-79	133-165	81-155-236	87	3	106	111	9	38	388

2014-15 GAME-BY-GAME STATISTICS (FRESHMAN)

OPPONENT	MIN	FG-FGA	3G-A	FT-FTA	O-D-T	PF	FO	A	TO	BLK	STL	PTS
ANDERSON	21	4-5	1-2	0-0	1-4-5	4	0	2	2	0	1	9
NAVY	25	1-2	0-1	6-8	2-5-7	2	0	1	2	0	1	8
at Charlotte	21	1-5	0-3	6-7	0-3-3	3	0	4	5	0	1	8
LIBERTY	19	4-7	1-3	2-2	2-4-6	2	0	1	4	0	1	11
at High Point	18	4-9	1-1	6-8	4-6-10	2	0	2	0	1	1	15
at NC State	22	4-9	1-4	1-2	0-3-3	4	0	6	4	0	0	10
VANDERBILT	22	3-7	0-1	2-5	0-2-2	3	0	0	4	1	1	8
at Campbell	19	4-5	1-1	2-3	1-1-2	2	0	2	3	0	3	11
vs North Carolina	19	3-5	0-1	2-2	0-5-5	4	0	3	8	0	0	8
FURMAN	31	6-11	1-5	5-5	1-5-6	5	1	2	5	2	0	18
LENOIR-RHYNE	21	2-4	0-1	2-2	0-1-1	3	0	1	3	0	0	6
at Delaware	21	2-4	1-2	1-3	2-2-4	2	0	4	1	1	2	6
DREXEL	24	4-7	0-0	3-7	0-6-6	2	0	1	3	0	1	11
at William & Mary	23	2-6	0-1	3-5	3-4-7	2	0	1	3	0	1	7
Charleston	28	4-5	0-0	1-1	3-5-8	1	0	5	2	0	1	9
JAMES MADISON	28	4-9	0-4	2-2	0-4-4	4	0	4	4	0	1	10
TOWSON	29	4-8	0-1	3-4	3-5-8	1	0	2	2	0	2	11
at UNCW	14	1-3	1-2	4-4	1-2-3	4	0	0	3	0	1	7
NORTHEASTERN	33	7-15	3-6	4-7	2-5-7	4	0	2	3	0	0	21
at James Madison	29	2-8	1-2	10-14	2-4-6	1	0	0	6	2	0	15
at Towson	25	1-3	1-2	2-2	0-6-6	2	0	4	5	0	0	5
at Charleston	27	1-4	0-1	2-4	3-3-6	3	0	8	2	0	0	4
UNCW	17	0-3	0-1	0-0	0-3-3	3	0	8	1	0	0	0
HOFSTRA	30	3-10	0-2	5-8	0-2-2	1	0	3	6	0	3	11
at Northeastern	24	4-7	0-2	2-3	0-2-2	3	0	2	3	0	0	10
WILLIAM & MARY	26	4-8	1-1	4-8	3-7-10	2	0	5	5	0	2	13
at Drexel	24	2-8	1-3	0-0	1-3-4	1	0	3	0	0	0	5
at Hofstra	30	6-8	2-2	7-8	3-8-11	4	0	7	5	0	2	21
DELAWARE	36	6-13	2-3	5-6	1-4-5	4	0	5	5	0	0	19
vs UNCW	23	2-5	0-3	6-6	1-6-7	5	1	1	2	0	0	10
vs James Madison	24	5-11	0-2	8-9	2-4-6	4	0	1	4	0	3	18
at Georgia Tech	20	4-10	1-2	2-2	4-4-8	2	0	3	3	0	0	11
TOTALS	773	104-224	20-65	108-147	45-128-173	89	2	93	108	7	28	336



CAREER STATISTICS

YEAR	GP	GS	MIN	AVG	FG-FGA	PCT	3FG-FGA	PCT	FT-FTA	PCT	O-D-T	AVG	PF	FO	AST	TO	BLK	STL	PTS	AVG
2014-15 (Fr.)	32	30	773	24.2	104-224	.464	20-65	.308	108-147	.735	45-128-173	5.4	89	2	93	108	7	28	336	10.5
2015-16 (So.)	30	27	864	28.8	116-303	.383	23-79	.291	133-165	.806	81-155-236	7.0	87	3	106	111	9	38	388	12.9
2016-17 (Jr.)	34	32	1029	30.3	140-306	.458	39-99	.394	100-154	.649	101-146-247	7.3	89	3	157	104	6	54	419	12.3
TOTALS	96	89	2666	27.8	360-833	.432	82-243	.337	341-466	.732	227-429-656	6.8	265	8	356	323	22	120	1143	11.9



JADA GRAVES

Sophomore | Guard | 5-9
Alexandria, Va. | Thomas Edison

10

CAREER HIGHS	
POINTS	20 at Central Michigan (11/19/16)
REBOUNDS	6 vs. William & Mary (2/19/17)
FIELD GOALS	6 at Central Michigan (11/19/16)
THREE POINTERS	4 - 2 times, last at Central Michigan (11/19/16)
FREE THROWS	8 at College of Charleston (1/13/17)
ASSISTS	3 at East Tennessee State (12/17/16)
STEALS	4 - 2 times, last vs. King (12/28/16)
BLOCKS	1 - 7 times, last at Towson (2/26/17)
TURNOVERS	4 at Central Michigan (11/19/16)
MINUTES	24 - 2 times, last vs. West Virginia (3/17/17)

2016-17 (FRESHMAN)

Appeared in 33 of 34 games on the year, averaging four points per outing...Averaged 12.5 points per game in her first four games after opening the year with 12 points at Green Bay, 13 against Eastern Washington and a season-high 20 against Central Michigan in the Preseason WNIT...Shot 61.1 percent from three-point range in the opening four games of the year...Also tallied double-figure games against King and College of Charleston...Played at least 19 minutes per game in each postseason contest, seeing a season-high 24 minutes of action against West Virginia in the NCAA Tournament...Pulled down a season high six rebounds in the CAA Semifinals against William & Mary...Ended the year shooting 35.3 percent from the floor...Earned CAA Rookie of the Week honors on Nov. 21.

HIGH SCHOOL

Reached the 1,000-point milestone as a junior...Named the conference rookie of the year in 2012...Earned player of the year honors in 2013 and 2014...Named to the 2014 all-state first team...Earned regional MVP honors twice...Helped team to two conference championships, three regional championships and three state final four appearances.


PERSONAL

Full name is Jada Maya Graves...Daughter of Curtis Graves and Ebony Stradford...Born on July 6, 1998...Plans to major in Business Administration.



2016-17 GAME-BY-GAME STATISTICS (FRESHMAN)

OPPONENT	MIN	FG-FGA	3G-A	FT-FTA	O-D-T	PF	FO	A	TO	BLK	STL	PTS
at Green Bay	16	4-8	4-7	0-2	0-0-0	2	0	1	2	0	3	12
RUTGERS	15	2-5	1-3	0-4	1-3-4	4	0	1	1	0	1	5
vs Eastern Washington	16	5-9	2-3	1-3	0-4-4	1	0	1	0	1	2	13
at Central Michigan	23	6-10	4-5	4-4	2-2-4	4	0	1	4	0	1	20
BUCKNELL	16	1-6	0-3	0-0	0-1-1	4	0	0	1	1	2	2
WAKE FOREST	10	0-2	0-1	0-0	0-0-0	0	0	1	0	0	3	0
at North Carolina	15	3-9	0-3	1-2	2-1-3	3	0	2	1	0	4	7
at #21/21 Duke	15	0-3	0-1	0-0	0-1-1	4	0	1	3	0	1	0
at ETSU	12	2-6	0-1	2-2	1-2-3	4	0	3	1	0	2	6
vs Akron	5	0-2	0-2	0-0	0-1-1	0	0	0	0	0	0	0
at Georgia State	4	0-0	0-0	0-0	0-2-2	0	0	0	0	0	0	0
KING	18	4-6	0-1	4-7	1-3-4	0	0	2	1	0	4	12
CHARLESTON	8	0-2	0-1	0-0	1-0-1	1	0	0	3	1	1	0
at Drexel	19	1-3	0-1	2-4	0-2-2	1	0	1	1	0	1	4
DELAWARE	20	1-5	1-2	2-2	1-2-3	3	0	1	2	0	0	5
at Col. of Charleston	24	2-3	0-0	8-10	1-1-2	3	0	2	1	0	3	12
DREXEL	17	0-1	0-1	0-0	0-3-3	2	0	1	1	1	0	0
JAMES MADISON	18	0-5	0-2	1-2	2-2-4	4	0	0	3	0	1	1
at William & Mary	14	1-4	0-1	0-0	2-1-3	0	0	0	1	1	2	2
at Northeastern	11	2-4	1-2	0-0	1-2-3	3	0	0	0	0	1	5
at Hofstra	12	1-4	0-3	0-2	0-2-2	3	0	0	0	0	1	2
TOWSON	7	0-0	0-0	0-2	0-0-0	0	0	1	1	0	0	0
at UNCW	7	0-0	0-0	0-0	0-0-0	0	0	0	0	0	0	0
NORTHEASTERN	16	1-3	0-1	1-2	2-2-4	1	0	2	0	0	2	3
at JMU	2	0-1	0-0	0-0	0-1-1	0	0	0	0	0	0	0
HOFSTRA	2	0-0	0-0	0-0	0-0-0	0	0	0	0	0	0	0
WILLIAM & MARY				--DNP--								
at Delaware	10	0-1	0-1	2-2	0-0-0	2	0	0	0	0	0	2
at Towson	4	1-2	0-0	0-1	0-1-1	0	0	0	1	0	0	2
UNCW	8	1-2	0-0	0-0	1-2-3	2	0	2	0	0	0	2
vs Hofstra	19	3-5	1-2	0-0	1-1-2	3	0	1	2	0	0	7
vs William & Mary	23	0-6	0-2	1-2	2-4-6	2	0	1	2	0	1	1
vs James Madison	21	0-0	0-0	4-8	0-4-4	3	0	0	2	1	2	4
vs West Virginia	24	1-2	0-1	1-2	0-0-0	2	0	0	3	1	1	3
TOTALS	451	42-119	14-50	34-63	21-50-71	61	0	25	37	7	39	132



CAREER STATISTICS

YEAR	GP	GS	MIN	AVG	FG-FGA	PCT	3FG-FGA	PCT	FT-FTA	PCT	O-D-T	AVG	PF	FO	AST	TO	BLK	STL	PTS	AVG
2016-17 (Fr.)	33	0	451	13.7	42-119	.353	14-50	.280	34-63	.540	21-50-71	2.2	61	0	25	37	7	39	132	4.0
TOTALS	33	0	451	13.7	42-119	.353	14-50	.280	34-63	.540	21-50-71	2.2	61	0	25	37	7	39	132	4.0





LEXI MERCER

Sophomore | Guard | 5-9
Goldsboro, N.C. | Rosewood

22

CAREER HIGHS	
POINTS	6 vs. King (12/28/16)
REBOUNDS	3 - 2 times, last vs. William & Mary (2/19/17)
FIELD GOALS	2 vs. King (12/28/16)
THREE POINTERS	1 - 3 times, last vs. Towson (2/3/17)
FREE THROWS	2 at College of Charleston (1/13/17)
ASSISTS	1 - 5 times, last vs. William & Mary (2/19/17)
STEALS	2 vs. UNCW (3/1/17)
BLOCKS	1 - 3 times, last vs. Hofstra (3/9/17)
TURNOVERS	4 vs. William & Mary (2/19/17)
MINUTES	20 vs. William & Mary (2/19/17)

2016-17 (FRESHMAN)

Appeared in 15 games and averaged 1.3 points per contest throughout the year...Netted a season-high six points in the win over King on Dec. 28...Also scored four points in 11 minutes against College of Charleston and had three points and three rebounds in 14 minutes against Eastern Washington...Played a season-high 20 minutes against William & Mary, pulling down three rebounds.

HIGH SCHOOL

All-time leading scorer in Rosewood history and 12th leading scorer in state history...Four-time all-conference, four-time all-region selection and three-time all-state...Four-time MVP...Three-time region player of the year...Helped team to three conference championships, three conference tournament championships and two regional runner-up appearances.


PERSONAL

Full name is Alexis Perry Mercer...Daughter of former Mt. Olive golfer John and Donna Mercer...Born on Dec. 22, 1997.



2016-17 GAME-BY-GAME STATISTICS (FRESHMAN)

OPPONENT	MIN	FG-FGA	3G-A	FT-FTA	O-D-T	PF	FO	A	TO	BLK	STL	PTS
at Green Bay	4	0-1	0-1	0-0	0-0-0	1	0	0	0	0	0	0
RUTGERS				--DNP--								
vs Eastern Washington	14	1-5	1-4	0-0	1-2-3	0	0	0	0	0	0	3
at Central Michigan	1	0-0	0-0	0-0	0-0-0	1	0	0	0	0	0	0
BUCKNELL	4	0-0	0-0	0-0	0-0-0	0	0	0	1	0	1	0
WAKE FOREST				--DNP--								
at North Carolina				--DNP--								
at #21/21 Duke	3	0-0	0-0	0-0	0-0-0	1	0	1	0	0	0	0
at ETSU	9	1-3	0-2	0-0	0-0-0	1	0	1	0	0	0	2
vs Akron				--DNP--								
at Georgia State				--DNP--								
KING	17	2-3	1-2	1-2	0-1-1	1	0	1	0	1	1	6
CHARLESTON	2	0-0	0-0	0-2	0-0-0	1	0	0	0	0	0	0
at Drexel				--DNP--								
DELAWARE	3	0-0	0-0	0-0	0-1-1	0	0	0	0	0	0	0
at Col. of Charleston	11	1-4	0-2	2-2	0-1-1	2	0	0	1	0	0	4
DREXEL				--DNP--								
JAMES MADISON				--DNP--								
at William & Mary				--DNP--								
at Northeastern				--DNP--								
at Hofstra				--DNP--								
TOWSON	3	1-1	1-1	0-0	0-0-0	0	0	1	1	0	0	3
at UNCW				--DNP--								
NORTHEASTERN				--DNP--								
at JMU				--DNP--								
HOFSTRA				--DNP--								
WILLIAM & MARY	20	1-5	0-3	0-0	0-3-3	0	0	1	4	1	1	2
at Delaware				--DNP--								
at Towson				--DNP--								
UNCW	5	0-1	0-1	0-0	0-1-1	1	0	0	0	0	2	0
vs Hofstra	3	0-0	0-0	0-0	0-0-0	0	0	0	0	1	0	0
vs William & Mary	3	0-0	0-0	0-0	0-0-0	0	0	0	0	0	0	0
vs James Madison				--DNP--								
vs West Virginia				--DNP--								
TOTALS	102	7-23	3-16	3-6	1-9-10	9	0	5	7	3	5	20



CAREER STATISTICS

YEAR	GP	GS	MIN	AVG FG-FGA	PCT	3FG-FGA	PCT	FT-FTA	PCT	O-D-T	AVG	PF	FO	AST	TO	BLK	STL	PTS	AVG	
2016-17 (Fr.)	15	0	102	6.8	7-23	.304	3-16	.188	3-6	.500	1-9-10	0.7	9	0	5	7	3	5	20	1.3
TOTALS	15	0	102	6.8	7-23	.304	3-16	.188	3-6	.500	1-9-10	0.7	9	0	5	7	3	5	20	1.3





MEME GARNER

Senior | Forward | 6-2
Siler City, N.C. | Jordan-Matthews | Charlotte

32

CAREER HIGHS	
POINTS	14 vs. Towson (2/3/17)
REBOUNDS	7 - 2 times, last at Georgia State (12/22/16)
FIELD GOALS	4 vs. Towson (2/3/17)
THREE POINTERS	4 vs. Towson (2/3/17)
FREE THROWS	4 - 2 times, last vs. Towson (2/3/17)
ASSISTS	2 - 2 times, last vs. Towson (2/3/17)
STEALS	3 vs. William & Mary (3/10/17)
BLOCKS	2 vs. Northeastern (2/10/17)
TURNOVERS	4 at Northeastern (1/27/17)
MINUTES	23 vs. Towson (2/3/17)

2016-17 (REDSHIRT JUNIOR)

Appeared in 31 games for the Phoenix, averaging 4.2 points per contest...Shot 39.1 percent from long distance, marking the sixth-best shooting percentage from range in a season in program history...After scoring more than three points in a game just three times in the first 19 contests, came alive with big games against Northeastern with a then-season-best 13 points and a career-high 14 points against Towson two games later on 4-of-8 from three-point range...Added eight points on Feb. 19 against William & Mary and picked up a season-high three steals against the Tribe in the CAA Semifinals...Grabbed seven rebounds against Bucknell and Georgia State while pulling six against Towson... Came up with two blocks against Northeastern on Feb. 10.

2015-16 (JUNIOR)

Inactive for season due to NCAA residence requirements for transfers... Redshirted.

2014-15 (SOPHOMORE AT CHARLOTTE)

Appeared in eight games on the season for the 49ers, averaging three minutes per game...Finished 2-of-11 from the field with five points on the year...Hauled down five boards and tallied one assist and one steal.

2013-14 (FRESHMAN AT CHARLOTTE)

Played in 10 games, including four against Conference USA foes and the WNIT matchup at St. Bonaventure...Made her collegiate debut with eight minutes played at Kansas State, scoring her first point on a free throw and grabbing a rebound...Tallied a career-high seven points on 2-of-3 field goals and 3-of-4 free throws to go along with a career-best five rebounds, including three offensive, against Marshall.

HIGH SCHOOL

Four-year starter at Jordan-Matthews... Averaged 18.6 points, 5.9 rebounds and 3.3 assists per game as a senior...Named 2013 NCPreps.com's 2A state player of the year and to the all-state team...Earned all-state second team honors by the North Carolina Basketball Coaches Association as a senior...Voted the Mid-State Conference Player of the Year, the District 8 Player of the Year and received All-District 8 First Team plaudits as a senior...Concluded career as the school's all-time leading scorer with 2,210 points...Selected for the 2013 West squad at the North Carolina High School Coaches Association East-West All-Star Game, leading the West squad with 16 points...Led Jordan-Matthews to a 31-0 record and 2A state championship, the first in school history, in 2012...Garnered NCPreps.com all-state team accolades and selected as a Associated Press North Carolina All-Star as a junior...Tabbed 2012 state tournament MVP (Kay Yow Player of the Game) honors after scoring 22 points, grabbing eight rebounds and blocking two shots... Received 2012 2A East Region (state semifinals) tournament MVP and all-tournament team plaudits after 28 points and 11 rebounds in the region final.

PERSONAL

Full name is Mylia Gabrielle Caressa Garner...Daughter of Henry and Brenda Garner...Born on May 4, 1994...Brother played football at East Carolina and UNC-Pembroke...Majoring in Accounting.





2016-17 GAME-BY-GAME STATISTICS (REDSHIRT JUNIOR)

OPPONENT	MIN	FG-FGA	3G-A	FT-FTA	O-D-T	PF	FO	A	TO	BLK	STL	PTS
at Green Bay	19	3-4	3-4	0-0	1-0-1	1	0	0	2	0	1	9
RUTGERS	12	0-4	0-2	1-2	1-2-3	1	0	2	1	0	0	1
vs Eastern Washington	15	3-5	1-1	0-0	1-1-2	1	0	1	3	1	0	7
at Central Michigan	14	2-3	2-3	0-0	0-3-3	2	0	0	1	0	0	6
BUCKNELL	21	2-8	1-6	2-4	2-5-7	0	0	1	0	0	0	7
WAKE FOREST	11	0-1	0-0	0-0	0-1-1	2	0	0	0	0	0	0
at North Carolina	4	0-1	0-1	0-0	0-2-2	2	0	0	1	0	1	0
at #21/21 Duke	16	3-9	2-5	0-0	1-3-4	2	0	0	1	0	1	8
at ETSU	15	1-4	1-2	0-0	0-1-1	1	0	0	1	0	1	3
vs Akron	6	1-2	1-2	0-0	0-0-0	0	0	1	0	0	0	3
at Georgia State	16	0-5	0-1	3-4	3-4-7	4	0	1	1	0	0	3
KING	7	1-2	0-0	0-0	0-0-0	3	0	0	0	0	0	2
CHARLESTON				--DNP--								
at Drexel	1	0-1	0-0	0-0	0-0-0	0	0	0	0	0	0	0
DELAWARE	4	0-0	0-0	0-0	0-0-0	2	0	1	1	0	0	0
at Col. of Charleston	6	2-2	0-0	1-2	0-1-1	0	0	1	0	0	0	5
DREXEL				--DNP--								
JAMES MADISON	7	1-3	1-3	0-0	1-0-1	0	0	0	0	0	0	3
at William & Mary				--DNP--								
at Northeastern	21	4-9	2-6	3-3	1-1-2	1	0	0	4	0	0	13
at Hofstra	16	2-5	1-2	0-1	0-4-4	2	0	1	3	1	0	5
TOWSON	23	4-12	4-8	2-2	2-4-6	0	0	2	2	1	0	14
at UNCW	20	1-4	0-2	2-2	0-4-4	1	0	0	0	0	0	4
NORTHEASTERN	14	0-3	0-2	0-0	1-2-3	1	0	0	0	2	0	0
at JMU	10	2-5	1-3	0-2	1-0-1	0	0	0	0	0	0	5
HOFSTRA	9	0-3	0-2	0-0	0-0-0	2	0	0	1	0	1	0
WILLIAM & MARY	6	2-2	2-2	2-2	0-1-1	1	0	0	0	0	0	8
at Delaware	15	2-6	1-2	0-0	0-1-1	1	0	0	2	0	1	5
at Towson	14	2-6	1-3	0-0	0-3-3	2	0	0	3	1	0	5
UNCW	14	2-7	0-0	0-0	3-0-3	1	0	1	2	0	2	4
vs Hofstra	2	2-3	1-1	0-0	1-1-2	0	0	0	1	0	0	5
vs William & Mary	9	1-3	1-2	0-0	0-2-2	0	0	0	0	0	3	3
vs James Madison	2	0-1	0-1	0-0	0-0-0	0	0	0	0	0	0	0
vs West Virginia	5	1-3	1-3	0-0	0-0-0	1	0	0	0	0	0	3
TOTALS	354	44-126	27-69	16-24	19-46-65	34	0	12	30	6	11	131

2015-16 GAME-BY-GAME STATISTICS (JUNIOR)

OPPONENT	MIN	FG-FGA	3G-A	FT-FTA	O-D-T	PF	FO	A	TO	BLK	STL	PTS
Lenoir-Rhyne												
at Liberty												
Charlotte												
at American												
at Navy												
ETSU												
at Furman												
at NC State												
High Point												
at #2/2 South Carolina												
at West Virginia												
at UNCW												
Hofstra												
James Madison												
at Towson												
at Drexel												
Charleston												
UNCW												
at Northeastern												
at Hofstra												
William & Mary												
at Delaware												
Towson												
Northeastern												
at Charleston												
Drexel												
Delaware												
at James Madison												
at William & Mary												
vs Delaware												
at Virginia Tech												
TOTALS	--	--	--	--	--	--	--	--	--	--	--	--

--INACTIVE DUE TO NCAA TRANSFER RULES--

CAREER STATISTICS

YEAR	GP	GS	MIN	AVG	FG-FGA	PCT	3FG-FGA	PCT	FT-FTA	PCT	O-D-T	AVG	PF	FO	AST	TO	BLK	STL	PTS	AVG	
2013-14 (Fr. - Charlotte)	10	0	41	4.1	3-9	.333	0-0	.000	6-8	.750	5-4-9	0.9	10	0	2	2	0	0	12	1.2	
2014-15 (So. - Charlotte)	8	0	24	3.0	2-11	.182	1-7	.143	0-1	.000	2-3-5	0.6	3	0	0	3	1	1	5	0.6	
2015-16																					
2016-17 (Jr. - Elon)	31	0	354	11.4	44-126	.349	27-69	.391	16-24	.667	19-46-65	3.1	34	0	12	30	6	11	131	4.2	
TOTALS	49	0	419	8.6	49-146	.336	28-76	.368	22-33	.667	26-53-79	1.6	47	0	14	35	7	12	148	3.0	

--Did not play due to NCAA transfer rules--





RA'SHIKA WHITE

Sophomore | Center | 6-4
Charlotte, N.C. | Phillip O. Berry Academy

34

CAREER HIGHS	
POINTS	19 at *21 Duke (12/8/16)
REBOUNDS	12 at East Tennessee State (12/17/16)
FIELD GOALS	8 - 2 times, last at *21 Duke (12/8/16)
THREE POINTERS	--
FREE THROWS	5 - 2 times, last vs. King (12/28/16)
ASSISTS	1 vs. King (12/28/16)
STEALS	2 - 3 times, last at Delaware (2/24/17)
BLOCKS	4 at North Carolina (12/4/16)
TURNOVERS	6 at East Tennessee State (12/17/16)
MINUTES	28 at *21 Duke (12/8/16)

2016-17 (FRESHMAN)


Played in 26 games for the Phoenix, making one start at No. 21 Duke... Finished the year averaging 5.1 points and 3.5 rebounds per game... Scored in double figures each of her first two collegiate games against Rutgers and Eastern Washington, chipping in 10 points and seven rebounds against the Scarlet Knights and 11 points and eight rebounds against EWU... Had her standout game at Duke with 19 points on 8-of-15 shooting and seven rebounds to go with two steals and a block... Preceded the Duke game with 17 points on 8-for-9 from the floor with eight rebounds and four blocks at North Carolina... Also scored in double figures against East Tennessee State and King, recording a double-double with 12 rebounds against ETSU... One of five players to collect CAA All-Rookie honors at season's end... Was also named CAA Rookie of the Week twice on Dec. 5 and Dec. 12.

HIGH SCHOOL

Averaged 18 points, 13 rebounds, four blocks and two steals as a junior... Four-year starter... Three-time all-conference honoree... Reached 1,000-career points by junior year... Helped team to the playoffs freshman, sophomore and junior years.

PERSONAL

Full name is Ra'Shika Nicole White... Daughter of Randy and Salina White... Born on Jan. 20, 1998... Undecided on major.





2016-17 GAME-BY-GAME STATISTICS (FRESHMAN)

OPPONENT	MIN	FG-FGA	3G-A	FT-FTA	O-D-T	PF	FO	A	TO	BLK	STL	PTS
at Green Bay				--DNP--								
RUTGERS	10	5-10	0-0	0-0	6-1-7	3	0	0	1	0	0	10
vs Eastern Washington	18	3-8	0-0	5-8	4-4-8	3	0	0	2	2	1	11
at Central Michigan	4	1-1	0-0	0-0	0-0-0	0	0	0	1	0	0	2
BUCKNELL	2	0-1	0-0	0-0	0-0-0	0	0	0	0	0	0	0
WAKE FOREST	16	3-7	0-0	3-5	0-2-2	4	0	0	1	2	0	9
at North Carolina	23	8-9	0-0	1-2	2-6-8	2	0	0	1	4	0	17
at #21/21 Duke	28	8-15	0-0	3-7	3-4-7	2	0	0	2	1	2	19
at ETSU	24	4-6	0-0	4-8	2-10-12	3	0	0	6	0	2	12
vs Akron	11	1-6	0-0	2-2	0-1-1	0	0	0	2	0	0	4
at Georgia State	4	2-3	0-0	0-0	2-1-3	2	0	0	0	0	1	4
KING	17	3-8	0-0	5-8	4-5-9	2	0	1	3	3	1	11
CHARLESTON	6	0-2	0-0	1-2	1-0-1	1	0	0	3	0	0	1
at Drexel				--DNP--								
DELAWARE	16	4-10	0-0	1-2	5-3-8	2	0	0	1	1	0	9
at Col. of Charleston	6	1-4	0-0	0-0	0-2-2	1	0	0	1	1	1	2
DREXEL				--DNP--								
JAMES MADISON	4	0-1	0-0	0-0	1-1-2	2	0	0	1	0	0	0
at William & Mary	5	1-2	0-0	0-0	0-1-1	0	0	0	2	1	0	2
at Northeastern				DNP--								
at Hofstra				--DNP--								
TOWSON	6	1-3	0-0	0-2	1-2-3	1	0	0	0	1	1	2
at UNCW	3	0-0	0-0	0-0	0-0-0	0	0	0	1	0	0	0
NORTHEASTERN	7	1-5	0-0	2-2	2-2-4	1	0	0	0	0	0	4
at JMU	7	0-2	0-0	2-2	2-2-4	0	0	0	1	0	0	2
HOFSTRA	4	0-1	0-0	0-0	0-3-3	0	0	0	0	0	1	0
WILLIAM & MARY	16	1-2	0-0	2-2	1-1-2	1	0	0	1	3	0	4
at Delaware	11	2-4	0-0	2-4	0-1-1	0	0	0	0	1	2	6
at Towson	3	0-1	0-0	0-1	0-1-1	2	0	0	0	0	0	0
UNCW	6	0-1	0-0	2-4	1-1-2	0	0	0	0	1	0	2
vs Hofstra	2	0-1	0-0	0-0	1-0-1	1	0	0	0	0	0	0
vs William & Mary				--DNP--								
vs James Madison				--DNP--								
vs West Virginia				--DNP--								
TOTALS	259	49-113	0-0	35-61	38-54-92	33	0	1	30	21	12	133



CAREER STATISTICS

YEAR	GP	GS	MIN	AVG	FG-FGA	PCT	3FG-FGA	PCT	FT-FTA	PCT	O-D-T	AVG	PF	FO	AST	TO	BLK	STL	PTS	AVG
2016-17 (Fr.)	26	1	259	10.0	49-113	.434	0-0	.000	35-61	.574	38-54-92	3.5	33	0	1	30	21	12	133	5.1
TOTALS	26	1	259	10.0	49-113	.434	0-0	.000	35-61	.574	38-54-92	3.5	33	0	1	30	21	12	133	5.1





MALAYA JOHNSON

Senior | Center | 6-3
Mount Airy, N.C. | North Surry

44

CAREER HIGHS	
POINTS	22 at Campbell (12/17/14)
REBOUNDS	14 vs. East Tennessee State (11/29/15)
FIELD GOALS	10 at Campbell (12/17/14)
THREE POINTERS	1 - 4 times, last at James Madison (2/12/17)
FREE THROWS	6 vs. College of Charleston (1/11/15)
ASSISTS	3 - 11 times, last vs. King (12/28/16)
STEALS	4 at American (11/22/15)
BLOCKS	6 vs. Towson (2/3/17)
TURNOVERS	6 - 2 times, last at Hofstra (1/29/17)
MINUTES	37 - 2 times, last at James Madison (2/12/17)

2016-17 (JUNIOR)

Played in all 34 games, making 32 starts on the year...Chipped in 9.1 points per game, finishing 25th in the CAA and fourth on the team... Shot 54.4 percent from the floor to pace both Elon and the CAA... Grabbed 6.5 rebounds per game to earn second on the team and 10th in the conference...Led the team and placed third in the conference with 54 blocks, averaging 1.6 per outing while picking up multiple rejections in 16 games...Her 54 blocks ties her for sixth-most in a single season in team history...Scored a season-high 18 points in the win over Bucknell...Found herself in double figures 15 times on the season with 13 of those occasions coming when the calendar turned to 2017...Rejected a season-high six shots in the win over Towson on Feb. 3, tying her for third-most in a single game in program history...Posted two double-doubles against College of Charleston and William & Mary and pulled down double-digit rebounds four times...Had big games against College of Charleston (17 points, nine rebounds), Northeastern (16 points, eight rebounds) and Towson (15 points, eight rebounds).

2015-16 (SOPHOMORE)

Played in all 31 games and made 29 starts on the season...Averaged 27.0 minutes, 8.4 points, 5.8 rebounds and 1.1 blocks per game...Second on the team and 10th in the CAA with a 42.2 field goal percentage...Second on the team and 15th in the league with 181 rebounds... Played a career-high 37 minutes at Hofstra...Scored a season-high 15 points twice...Posted a career-high 14 rebounds against East Tennessee State...Matched career-high three assists six times...Claimed a career-high four steals at American...Matched career-high five blocks twice...Led team with 34 blocks and ranked 11th in CAA in blocks per game...Recorded a season-high six field goals off 10 attempts against Charlotte for a 60.0 field goal percentage...Hit first career three at Delaware...Scored in double figures in 14 games...Tallied three double-doubles on the season.

2014-15 (FRESHMAN)

Played in all 32 games as a rookie and started 20 of those contests...Averaged 20.8 minutes, 7.5 points and 4.8 rebounds per game...Finished the season with a 51.1 field goal percentage...Scored a career-high 22 points off a career-high 10-of-12 performance from the field and went 2-of-3 from the line at Campbell...Posted her first career double-double with 13 points and a career-high 11 boards against Furman...Scored in double figures nine times on the season...Matched her career-high with 11 rebounds against Towson...Hit a career-high six free throws against College of Charleston...Recorded a career-high five blocks against UNCW in the CAA Championships...Tallied a career-high three steals at UNCW...Currently ranks fifth on Elon's career blocked shots per game record list with 1.4/game...Named the CAA Rookie of the Week on Dec. 22 and again on Jan. 5...Selected to the CAA All-Rookie Team.

HIGH SCHOOL

Helped North Surry to three straight conference championships (2010-11, 2011-12, 2012-13), a regional final (2011) and two sectional finals (2010, 2013)...Member of the winning West team in the North Carolina East-West All-Star game after scoring 12 points and hauling down eight rebounds...Averaged 10.8 points, 10.3 rebounds, 4.8 assists, 4.4 blocks and 2.2 steals per game as a junior...Three-time all-conference player, two-time all-district pick and a two-time All-Northwest selection by The Winston-Salem Journal...Also an accomplished volleyball player... Helped volleyball team win the 2012 NCHSAA 2A state championship and was named the state championship MVP...Three-time all-conference player in volleyball...2013 volleyball conference player of the year...Honor roll student.

PERSONAL

Full name is Malaya Kristen Johnson...Daughter of Christopher and Leslie Johnson...Born on Sept. 15, 1996...Majoring in Human Service Studies with a minor in Psychology.





2016-17 GAME-BY-GAME STATISTICS (JUNIOR)

OPPONENT	MIN	FG-FGA	3G-A	FT-FTA	O-D-T	PF	FO	A	TO	BLK	STL	PTS
at Green Bay	34	1-4	0-0	0-0	2-1-3	3	0	2	3	1	0	2
Rutgers	27	1-1	0-0	2-2	2-5-7	2	0	0	3	0	0	4
vs Eastern Washington	18	2-5	0-1	1-2	0-1-1	2	0	1	0	0	0	5
at Central Michigan	32	4-6	1-1	0-0	2-6-8	1	0	2	2	0	0	9
Bucknell	29	9-13	0-0	0-0	3-3-6	3	0	0	0	1	1	18
Wake Forest	36	4-5	0-0	3-4	1-4-5	3	0	0	2	2	2	11
at North Carolina	33	3-4	0-0	0-0	1-6-7	2	0	0	4	0	0	6
at #21/21 Duke	32	2-6	0-0	0-0	3-6-9	1	0	0	2	2	1	4
at ETSU	21	1-2	0-0	0-0	1-4-5	4	0	0	0	2	0	2
vs Akron	32	3-7	0-0	0-0	0-3-3	1	0	1	0	1	0	6
at Georgia State	19	3-3	0-0	0-0	1-0-1	4	0	3	0	1	1	6
King	18	1-3	0-0	0-0	2-4-6	2	0	3	0	1	1	2
Charleston	28	8-9	0-0	1-2	4-5-9	1	0	1	1	3	1	17
at Drexel	32	3-6	0-0	0-1	2-5-7	2	0	0	3	1	2	6
Delaware	26	2-7	0-0	0-0	1-4-5	4	0	1	1	2	0	4
at Charleston	24	5-9	0-0	5-6	5-7-12	3	0	1	0	1	2	15
Drexel	28	3-5	0-0	3-4	5-5-10	3	0	0	6	1	1	9
James Madison	31	6-9	0-1	2-2	3-6-9	2	0	1	3	2	0	14
at William & Mary	35	4-10	0-0	2-2	1-6-7	2	0	1	3	4	1	10
at Northeastern	27	2-6	0-0	3-4	1-4-5	5	1	1	0	1	0	7
at Hofstra	33	6-9	0-0	1-2	3-2-5	4	0	1	6	1	1	13
Towson	29	3-7	0-2	3-4	3-4-7	5	1	1	0	6	0	9
at UNCW	36	3-8	0-1	0-0	2-8-10	3	0	1	3	1	2	6
Northeastern	28	6-10	0-0	4-5	3-5-8	3	0	0	3	4	1	16
at James Madison	37	5-10	1-2	0-0	0-3-3	1	0	0	2	1	1	11
Hofstra	29	4-8	0-0	3-5	2-5-7	0	0	0	1	1	3	11
William & Mary	17	4-8	0-0	2-2	3-9-12	2	0	0	3	2	1	10
at Delaware	30	3-5	0-0	3-4	1-6-7	4	0	1	0	2	1	9
at Towson	36	6-11	1-1	2-2	3-5-8	4	0	1	1	2	0	15
UNCW	21	4-5	0-0	0-1	3-4-7	2	0	1	0	2	0	8
vs Hofstra	24	2-8	0-0	2-2	1-2-3	2	0	1	3	2	1	6
vs William & Mary	26	7-10	0-0	1-3	2-3-5	1	0	0	1	0	1	15
vs James Madison	29	6-9	0-0	2-4	1-5-6	5	1	2	1	2	2	14
vs West Virginia	33	3-9	0-2	4-4	3-4-7	2	0	1	1	0	0	10
TOTALS	970	129-237	3-11	49-67	70-150-220	88	3	28	58	54	27	310

2015-16 GAME-BY-GAME STATISTICS (SOPHOMORE)

OPPONENT	MIN	FG-FGA	3G-A	FT-FTA	O-D-T	PF	FO	A	TO	BLK	STL	PTS
Lenoir-Rhyne	18	2-5	0-0	1-2	1-4-5	2	0	1	0	1	1	5
at Liberty	23	2-5	0-0	3-3	1-3-4	4	0	0	2	1	0	7
Charlotte	28	6-10	0-1	0-0	2-3-5	1	0	3	3	0	0	12
at American	28	4-8	0-0	3-4	5-1-6	3	0	1	4	0	4	11
at Navy	28	6-9	0-0	3-3	6-4-10	4	0	0	0	0	1	15
ETSU	35	2-8	0-0	4-6	7-7-14	1	0	3	4	5	3	8
at Furman	28	0-7	0-1	2-2	4-3-7	0	0	2	2	1	0	2
at NC State	29	4-7	0-0	2-4	1-0-1	5	1	0	1	0	0	10
High Point	30	2-8	0-1	2-4	3-6-9	1	0	1	1	1	1	6
at #2/2 South Carolina	27	2-6	0-1	0-0	0-2-2	4	0	1	3	1	0	4
at West Virginia	18	1-8	0-1	0-0	2-1-3	1	0	0	2	0	0	2
at UNCW	35	4-11	0-0	1-2	3-6-9	2	0	2	2	4	3	9
Hofstra	37	5-9	0-0	2-4	2-5-7	2	0	3	2	3	0	12
James Madison	35	5-12	0-2	2-2	3-3-6	1	0	3	1	0	0	12
at Towson	20	2-6	0-0	0-0	4-2-6	4	0	1	4	1	0	4
at Drexel	24	2-7	0-0	0-0	1-2-3	4	0	1	2	1	0	4
Charleston	31	4-10	0-0	2-3	2-3-5	0	0	1	1	0	1	10
UNCW	31	5-12	0-0	5-6	1-7-8	4	0	1	3	1	1	15
at Northeastern	22	2-6	0-0	3-4	2-1-3	3	0	0	0	2	3	7
at Hofstra	25	5-14	0-0	1-2	3-8-11	3	0	1	1	5	1	11
William & Mary	31	6-9	0-0	2-2	4-7-11	1	0	3	1	2	2	14
at Delaware	36	4-9	1-1	2-2	3-2-5	3	0	1	2	2	2	11
Towson	18	5-8	0-0	1-2	6-3-9	3	0	1	1	0	1	11
Northeastern	33	4-7	0-0	1-3	0-3-3	4	0	3	2	0	1	9
at Charleston	21	1-6	0-0	0-0	3-4-7	1	0	0	1	0	2	2
Drexel	23	5-12	0-0	4-5	2-1-3	5	1	0	2	1	0	14
Delaware	29	2-4	0-0	0-0	4-3-7	2	0	0	2	0	0	4
at James Madison	21	4-8	0-0	0-0	1-1-2	5	1	0	1	0	0	8
at William & Mary	23	2-4	0-0	0-0	2-0-2	1	0	0	4	1	0	4
vs Delaware	22	2-4	0-0	1-4	0-2-2	5	1	0	1	1	2	5
at Virginia Tech	29	6-12	0-0	1-2	2-4-6	2	0	3	2	0	1	13
TOTALS	838	106-251	1-8	48-71	80-101-181	81	4	36	57	34	30	261

2014-15 GAME-BY-GAME STATISTICS (FRESHMAN)

OPPONENT	MIN	FG-FGA	3G-A	FT-FTA	O-D-T	PF	FO	A	TO	BLK	STL	PTS
Anderson	24	6-9	0-0	1-4	1-3-4	2	0	0	2	1	0	13
Navy	19	3-8	0-0	0-0	2-3-5	1	0	0	3	3	0	6
at Charlotte	15	1-2	0-0	0-0	0-2-2	4	0	0	1	2	0	2
Liberty	15	2-4	0-0	3-4	1-2-3	3	0	0	1	0	0	7
at High Point	20	3-6	0-0	1-3	4-4-8	5	1	1	3	0	0	7
at NC State	17	0-3	0-0	0-0	2-0-2	2	0	1	3	0	0	0
Vanderbilt	20	1-5	0-0	2-4	1-3-4	3	0	1	2	0	2	4
at Campbell	25	10-12	0-0	2-3	4-2-6	2	0	3	2	0	0	22
vs North Carolina	20	4-5	0-0	2-4	0-2-2	2	0	0	3	0	0	10
Furman	26	5-11	0-0	3-5	3-8-11	3	0	2	0	3	2	13
Lenoir-Rhyne	27	7-8	0-0	4-6	4-4-8	2	0	0	0	3	2	18
at Delaware	23	5-7	0-0	0-0	2-0-2	3	0	1	1	0	2	10
Drexel	27	3-5	0-0	0-0	2-3-5	0	0	1	3	1	0	6
at William & Mary	25	4-7	0-0	5-8	0-6-6	1	0	3	1	2	2	13
Charleston	29	2-4	0-0	6-8	1-3-4	1	0	0	3	1	0	10
James Madison	20	0-3	0-0	0-0	1-6-7	4	0	0	2	4	0	0
Towson	25	2-4	0-0	3-4	4-7-11	1	0	0	1	1	0	7
at UNCW	22	2-7	0-0	2-2	4-3-7	2	0	0	1	1	3	6
Northeastern	20	4-8	0-0	2-2	2-2-4	4	0	0	2	0	1	10
at James Madison	20	2-6	0-0	4-6	1-3-4	4	0	0	1	2	1	8
at Towson	26	3-5	0-0	1-2	1-7-8	2	0	1	3	3	1	7
at Charleston	14	1-4	0-0	4-4	1-4-5	2	0	1	4	0	0	6
UNCW	23	8-10	0-0	3-4	2-2-4	4	0	0	0	3	1	19
Hofstra	19	4-5	0-0	0-2	1-2-3	1	0	0	2	1	1	8
at Northeastern	21	2-3	0-0	0-0	1-0-1	2	0	0	2	1	0	4
William & Mary	19	1-5	0-0	0-0	4-1-5	3	0	2	1	1	0	2
at Drexel	23	3-6	0-0	0-3	2-1-3	3	0	0	3	0	1	6
at Hofstra	19	1-8	0-0	0-0	4-4-8	5	1	1	4	3	1	2
Delaware	10	0-1	0-0	0-2	2-0-2	2	0	1	0	0	0	0
vs UNCW	26	2-7	0-0	3-4	2-3-5	1	0	1	3	5	0	7
vs James Madison	14	3-3	0-0	2-2	1-1-2	2	0	0	3	1	0	8
at Georgia Tech	12	0-3	0-0	0-0	0-1-1	3	0	0	0	1	1	0
TOTALS	665	94-184	0-0	53-86	60-92-152	79	2	20	59	44	21	241



CAREER STATISTICS

YEAR	GP	GS	MIN	AVG	FG-FGA	PCT	3FG-FGA	PCT	FT-FTA	PCT	O-D-T	AVG	PF	FO	AST	TO	BLK	STL	PTS	AVG
2014-15 (Fr.)	32	20	665	20.8	94-184	.511	0-0	.000	53-86	.616	60-92-152	4.8	79	2	20	59	44	21	241	7.5
2015-16 (So.)	31	29	838	27.0	106-251	.422	1-8	.125	48-71	.676	80-101-181	5.8	81	4	36	57	34	30	261	8.4
2016-17 (Jr.)	34	32	970	28.5	129-237	.544	3-11	.273	49-67	.731	70-150-220	6.5	88	3	28	58	54	27	310	9.1
TOTALS	97	81	2473	25.5	329-672	.490	4-19	.211	150-224	.670	210-343-553	5.7	248	9	84	174	132	78	812	8.4



SAADIA MUNFORD

Freshman | Guard | 5-6
Atlanta, Ga. | Jonesboro

1

HIGH SCHOOL

Munford had a decorated career at Jonesboro High School in earning Clayton County Player of the Year, Region4-AAAAAA Player of the Year, First Team All-Region and All-County and First Team Atlanta Journal-Constitution All-Metro as a senior...That came after earning First Team All-Region, All-Metro and All-County and Second Team All-State as a junior in 2015-16...As a sophomore, Munford picked up First Team All-Region and All-County with Second Team All-Metro and All-State honorable mention in her first year at Jonesboro after moving from North Atlanta High School, where she earned All-Region honorable mention as a freshman in 2013-14...Off the court, Munford was named one of the school's Scholar Athlete recipients and finished in the top 10 percent of her class.

PERSONAL

Full name is Saadia Adina Munford...Daughter of Chiquita Jackson... Born on January 22, 1999...Has one sister, Courtney...Intends to major in marketing at Elon...Her sister, Courtney, played basketball at Jacksonville from 2006-10, leading the team in scoring as a senior in 2009-10.

QUOTING COACH SMITH...

"Saadia is a spark plug on both ends of the floor. She sets the tone with her defensive intensity and effort on the ball and she understands how to run a team on the offensive end. She has a knack for getting into the paint and making the right decisions and she's a creative finisher around the rim. Her up-tempo game will compliment out style of play beautifully."



ANNA POPOVIC

Freshman | Forward | 6-1
Loughborough, England | Charnwood College

3

HIGH SCHOOL

A member of the Charnwood College Riders playing for Krumesh Patel, Popovic spent a lot of her youth playing for her country and representing England. In her career, Popovic has been a member of the England U15, U16 and U18 teams and played as recently as 2016 for the U18 Women's Team in the European Championships. She also played for the U16 Women's Team at the European Championships and earned a promotion to Division A along the way. Her career with England's national teams started in 2013, when she was a member of the U13 Development Team.

PERSONAL

Full name is Anna Bianca Popovic...Daughter of Dragana Lewis and Bosko Popovic...Born January 22, 1999...Intends to major in psychology at Elon.

QUOTING COACH SMITH...

"Anna's international experience will be a terrific asset to our program. She is a skilled player with size who can stretch the defense with her three-point range and dissect it with pinpoint passing. Anna has an excellent feel for the game and her high basketball IQ will help her transition into our system very well."



JAYLIN POWELL

Freshman | Forward | 5-10
Raleigh, N.C. | Rolesville

13

HIGH SCHOOL

Finished a stellar high school career at Rolesville by being named an All-Greater Neuse River Conference selection for a fourth time as a senior while picking up a third Rolesville Team MVP award for the third straight season...As a senior, was named a NCHSAA/National Guard Scholar Athlete and earned All-District honors from the North Carolina Basketball Coaches Association...Also earned All-Academic honors from the school as a freshman, sophomore, junior and senior...After her senior season, was picked to play in the East/West All-Star Game... Played club for the Carolina All-Stars and coach Brian Norwood.

PERSONAL

Full name is Jaylin Simone Powell...Daughter of Kim and Byron Powell...Born September 17, 1999...Has one sibling, Jarrick...Intends to major in marketing at Elon.

QUOTING COACH SMITH...

"Jaylin knows our program very well. She'll come in with a good understanding of how we play and her offensive talents will fit in seamlessly with our style of play. She gives us some versatility on the perimeter with her skillset and size and her strong frame will help her transition nicely into the physical college game."



ARIEL COLON

Freshman | Guard | 5-10
Orlando, Fla. | Ocoee

21

HIGH SCHOOL

Spent the final two years of her high school career at Ocoee, winning the All-Metro title as a senior after earning a district title and Team MVP as a junior in 2015-16...Spent her first two years of high school at Wekiva High School in Apopka, Fla., and reached the state championship game in back-to-back seasons as a freshman and sophomore, taking the title in 2013-14 as a freshman.

PERSONAL

Full name is Ariel Destiny Colón...Daughter of Tanesha Roberts and Braulio Colón...Born March 30, 1999...Has five siblings – Janiyah, Ramiyah, Romaro, Norah and Benjamin – and is the oldest of the six children...Intends to major in health science.

QUOTING COACH SMITH...

"Ariel gives us a long and athletic player on the wing. She's a threat from three-point range and can create havoc on the defensive end with her length. She excels in transition and her court vision with her passing ability creates a lot of easy baskets for her teammates."



ARIANA NANCE

Freshman | Guard | 5-9
Charlotte, N.C. | Rocky River

23

HIGH SCHOOL

Named District 9 Player of the Year, as voted on by the district coaches, as a senior in 2016-17...Averaged 22 points, 3.8 rebounds, 3.2 assists and 2.7 steals per game while leading the Ravens to a 21-8 record with a trip to the third round of the NCHSAA 4A state playoffs...Also named an All-District 9 honoree and was named as a Third Team All-State performer...Named Team MVP of the Rocky River basketball team and was tabbed the Team MVP in cross country as a freshman, the lone year she ran for the team...Earned Scholar-Athlete honors from Rocky River as a junior...Played club for both the Carolina Flames and the Charlotte Lady Warriors.

PERSONAL

Full name is Ariana Simone Nance...Daughter of Renita and Jeff Nance...Born April 26, 1999...Has two siblings, Brandon and Devin...Intends to major in business or psychology.

QUOTING COACH SMITH

"Ariana is a player we had our eyes on for years. She has attended our camps since she was in middle school and we watched her grow into an incredible person and player. Her work ethic and athleticism have helped her compete at a very high level and we're excited about her future as a member of our program."



EMILY MAUPIN

Freshman | Forward | 6-3
Charlottesville, Va. | The Covenant School

42

HIGH SCHOOL

A three-sport athlete in high school, Maupin had a decorated career in both basketball and volleyball...A three-time team captain of the basketball team, Maupin earned All-Conference honors all four years of her high school career and earned Team MVP as sophomore, junior and senior...Three times an All-State VISAA (Virginia Independent Schools Athletic Association) D2 honoree, she earned First Team honors as both a junior and senior...In her junior year, Maupin earned "C. Vivian Stringer" Leadership Award and was named to the Daily Progress All-Central Virginia Girls Basketball First Team...Followed that up with another Daily Progress All-Central Virginia Girls Basketball First Team honor as a senior...Finished her career as The Covenant School's all-time leading scorer (girls and boys) with 2,256 points...Also tallied 1,778 rebounds in her career...Played club for BWSL Richmond in 10th and 11th grades.

won the Team MVP award three times as a sophomore, junior and senior...She also played softball during her freshman year, winning the conference championship while earning the team's most improved award.

PERSONAL

Full name is Emily Chance Maupin...Daughter of Alyson and Zip Maupin...Born February 17, 1999...Has one brother, Will...Was named to Covenant School's High Honor Roll all four years of high school and was the class representative in student government in 11th grade before serving as class chaplain in 12th grade.

QUOTING COACH SMITH

"Emily's length and skill set will help her contribute at both post positions for us. She's a tall player with face-up skills inside and beyond the arc and her energy and work ethic will make an impact quickly. We're excited to watch her continue to develop within our program."

OTHER HIGH SCHOOL SPORTS

A four-year volleyball standout, Maupin was a three-time team captain and earned All-Conference honors three times...At season's end, she

SENIOR LOSSES FROM 2016-17



ESSENCE **BAUCOM**

Guard | 5-5
Charlotte, N.C. | UAB

2

CAREER STATISTICS

YEAR	GP	GS	MIN	AVG	FG-A	PCT	3FG-A	PCT	FT-A	PCT	O-D-T	AVG	PF	FO	AST	TO	BLK	STL	PTS	AVG
2012-13 (UAB)	26	7	306	11.8	13-46	.283	3-16	.188	14-19	.737	13-30-43	1.7	23	0	23	37	1	11	43	1.7
2014-15	31	29	854	27.5	71-192	.370	11-30	.367	45-70	.643	29-86-115	3.7	81	1	138	86	5	38	198	6.4
2015-16	31	30	946	30.5	90-214	.421	13-44	.295	63-89	.708	32-85-117	3.8	81	2	116	92	8	41	256	8.3
2016-17	34	34	981	28.9	109-278	.392	13-50	.260	63-99	.636	46-82-128	3.8	83	5	128	70	6	37	294	8.6
TOTALS	122	100	3087	25.3	283-730	.388	40-140	.286	185-277	.668	120-283-403	3.3	268	8	405	285	20	127	839	6.9



LAUREN **BROWN**

Guard | 5-9
Alpharetta, Ga. | Alpharetta

3

CAREER STATISTICS

YEAR	GP	GS	MIN	AVG	FG-A	PCT	3FG-A	PCT	FT-A	PCT	O-D-T	AVG	PF	FO	AST	TO	BLK	STL	PTS	AVG
2013-14	31	28	826	26.6	87-242	.360	11-41	.268	66-91	.725	27-49-76	2.5	63	1	74	82	5	31	251	8.1
2014-15	32	5	748	23.4	80-221	.362	45-121	.372	43-51	.843	18-56-74	2.3	47	0	39	65	4	20	248	7.8
2015-16	31	4	732	23.6	95-290	.328	48-167	.287	45-68	.662	21-38-59	1.9	68	2	33	56	7	16	283	9.1
2016-17	34	34	949	27.9	136-337	.404	59-168	.351	81-109	.743	15-46-61	1.8	51	0	53	44	9	27	412	12.1
TOTALS	128	71	3255	25.4	398-1090	.365	163-497	.328	235-319	.737	81-189-270	2.1	229	3	199	247	25	94	1194	9.3



JENIFER **RHODES**

Forward | 6-0
North Charleston, S.C. | Pinewood Prep

11

CAREER STATISTICS

YEAR	GP	GS	MIN	AVG	FG-A	PCT	3FG-A	PCT	FT-A	PCT	O-D-T	AVG	PF	FO	AST	TO	BLK	STL	PTS	AVG
2013-14	27	18	516	19.1	108-210	.514	0-0	.000	37-99	.374	62-81-143	5.3	71	5	8	57	39	27	253	9.4
2014-15	29	11	420	14.5	100-226	.442	0-0	.000	32-67	.478	54-64-118	4.1	66	3	5	45	34	29	232	8.0
2015-16	31	14	628	20.3	118-262	.450	0-0	.000	38-94	.404	75-98-173	5.6	71	1	14	59	30	26	274	8.8
2016-17	33	33	674	20.4	158-317	.498	0-2	.000	37-86	.430	76-117-193	5.8	75	1	18	66	25	21	353	10.7
TOTALS	120	76	2238	18.7	484-1015	.477	0-2	.000	144-346	.416	267-360-627	5.2	283	10	45	227	128	103	1112	9.3



LENAIRA **RUFFIN**

Guard | 5-9
Burlington, N.C. | River Mill

12

CAREER STATISTICS

YEAR	GP	GS	MIN	AVG	FG-A	PCT	3FG-A	PCT	FT-A	PCT	O-D-T	AVG	PF	FO	AST	TO	BLK	STL	PTS	AVG
2013-14	31	3	540	17.4	49-122	.402	18-53	.340	16-32	.500	37-65-102	3.3	54	0	28	38	3	17	132	4.3
2014-15	23	0	173	7.5	10-46	.217	6-32	.188	10-14	.714	7-19-26	1.1	15	0	5	9	2	6	36	1.6
2015-16	23	0	211	9.2	20-67	.299	8-40	.200	11-15	.733	21-25-46	2.0	18	0	3	4	0	8	59	2.6
2016-17	34	2	493	14.5	36-106	.340	3-24	.125	21-31	.677	51-64-115	3.4	45	0	12	19	3	31	96	2.8
TOTALS	111	5	1417	12.8	115-341	.337	35-149	.235	58-92	.630	116-173-289	2.6	132	0	48	70	8	62	323	2.9



MADDIE **McCALLIE**

Guard | 5-10
Durham, N.C. | Miami (OH)

33

CAREER STATISTICS

YEAR	GP	GS	MIN	AVG	FG-A	PCT	3FG-A	PCT	FT-A	PCT	O-D-T	AVG	PF	FO	AST	TO	BLK	STL	PTS	AVG
2012-13	27	1	229	8.5	19-58	.328	15-40	.375	7-12	.583	12-22-34	1.3	14	0	9	16	0	3	60	2.2
2013-14	23	0	148	6.4	13-48	.271	11-42	.262	8-13	.615	5-9-14	0.6	18	0	2	6	1	4	45	2.0
2015-16	31	25	637	20.5	35-134	.261	26-104	.250	20-28	.714	10-48-58	1.9	45	0	15	21	3	9	116	3.7
2016-17	33	2	445	13.5	26-83	.313	15-55	.273	5-8	.625	7-39-46	1.4	29	0	11	16	2	7	72	2.2
TOTALS	114	28	1459	12.8	93-323	.288	67-241	.278	40-61	.656	34-118-152	1.3	106	0	37	59	6	23	293	2.6



CHARLOTTE SMITH

Head Coach | 7th Season
North Carolina, 1999



Charlotte Smith – the former University of North Carolina women's basketball standout who hit the game winning shot in the 1994 national championship game – is in her seventh season at the helm of the Elon University women's basketball program in 2017-18.

Smith was tabbed the sixth coach in program history by Elon Director of Athletics Dave Blank on June 11, 2011. In six years guiding the Phoenix, she has accumulated a 114-77 record and has never guided the Phoenix to anything less than a tie for fourth place in conference play.

A season ago in 2016-17, Smith saw her vision of a championship come to fruition with Elon capturing the CAA regular season and tournament titles, the first Division I championships for the program and first conference championships since winning the Conference Carolinas regular season crown in 1982. On the year, Elon set a new program Division I record for victories with a 27-7 mark to go with a 16-2 record in CAA action. The Phoenix earned the regular-season title with a commanding 82-48 triumph over UNCW on March 1 inside Alumni Gym before defeating all three of its CAA Tournament opponents by nearly 25 points. The run was capped with a 78-60 defeat of James Madison in Harrisonburg, Va. As a result, the Phoenix earned its first-ever bid to the NCAA Tournament, where it battled sixth-seeded West Virginia and ultimately fell in a back-and-forth game to the Mountaineers in College Park, Md. Throughout the year, Elon earned nine consecutive victories from Dec. 17, 2016, to Jan. 15, 2017, marking the most in a row as a Division I program and the most consecutive wins since 1983-84. It also set new program Division I records for highest attended games, seeing three crowds of more than 1,000 spectators pack Alumni Gym during conference play. At season's end, Lauren Brown was named the CAA's Dean Ehlers Leadership Award winner.

During the 2016-17 season, Smith also captured her 100th career win in a 75-65 victory over Drexel on Jan. 15. She now stands third in program history for most wins. With the outstanding season, Smith was named the CAA Coach of the Year, marking the first Elon Coach of the Year award in women's basketball since 1981.

The stellar 2016-17 campaign was setup by a solid 2015-16 season in which the Phoenix went 18-13 and made a second-straight appearance in the WNIT. Overall, it was the team's fourth postseason appearance at the time and the third in four seasons for Elon. The 2015-16 campaign was highlighted by the program's first-ever win over Atlantic Coast Conference opponent North Carolina State, a 69-66 final in Raleigh, N.C. At season's end, Shay Burnett became the

first Phoenix player to earn a spot on the All-CAA First Team. Burnett went on to repeat as a First Team All-CAA honoree in 2016-17.

In its inaugural season in the CAA in 2014-15, Smith led the Phoenix to a 19-13 overall record and an 11-7 conference record. The team tied for third during the regular season and earned the No. 4 seed in the CAA Tournament, where the Phoenix fell just four points shy of advancing to the title game. It marked the third straight trip to the conference tournament semifinals and while it fell short of the final, the Phoenix earned its first-ever bid to the WNIT.

The final season of Southern Conference play for Elon saw Smith guide the Phoenix to a 10-8 record in SoCon action with the team reaching the tournament semifinals for the second-straight season. Jenifer Rhodes was tabbed SoCon Freshman of the Year, the third SoCon Freshman of the Year honor for Phoenix players in six seasons.

In 2012-13, Elon posted a 19-14 record, including its best-ever Southern Conference mark of 14-6. The maroon and gold earned a program-best No. 3 seed in the conference tournament and reached the semifinals. Smith took the Phoenix to its second postseason appearance of the Division I era, taking part in the 2013 Women's Basketball Invitational (WBI) and reaching the quarterfinals. During the season, Elon held a 13-game home winning streak dating from Dec. 15, 2012, to March 23, 2013. Smith coached the Phoenix to a win over all 10 teams in the league, including conference champion Chattanooga. The loss marked the only SoCon defeat of the year for the Mocs. At season's end, all five starters – Kelsey Evans, Ali Ford, Sam Coffer, Kelsey Harris and Zora Stephenson – were named to the 2012-13 Winter All-SoCon Academic team.

In Year No. 1 of the Smith era, Elon posted a 16-14 record. It stands as the most victories in a season by a first-year head coach in program history.

As an assistant at North Carolina for nine seasons before arriving at Elon, Smith helped the Tar Heels to a 157-54 record, including a 100-30 mark in ACC play. UNC won four conference titles during Smith's stay in Chapel Hill, making seven appearances in the national Top 25. The Tar Heels made the NCAA Tournament in all nine seasons she was on the bench with two trips to the Final Four, four Elite Eights and six Sweet 16s. From 2005-08, North Carolina earned a No. 1 seed in each Big Dance.

The most decorated player in North Carolina history, Smith was a four-year letterwinner for the Tar Heels from 1991-95 and is one of only two UNC women's basketball players to have had her jersey raised to the rafters inside Carmichael Arena. The 6-foot forward who wore No. 23 was named National Player of the Year by ESPN in 1995 following a career in which she scored 2,094 points (fifth all-time at UNC) and grabbed 1,200 rebounds (second all-time at UNC).

Smith is perhaps best known for her performance in the 1994 NCAA Championship game, when her buzzer-beating three-pointer gave North Carolina the

national title with a 60-59 win over Louisiana Tech. She also had a championship-record 23 rebounds in the contest and was named the Final Four's Most Outstanding Player.

The ACC Rookie of the Year in 1992, Smith earned All-ACC and ACC Tournament MVP honors in her junior and senior seasons as the Tar Heels claimed back-to-back conference titles. As a senior, she was named an All-American by Kodak, the Associated Press and the U.S. Basketball Writers Association. In 2002, she was named to the ACC's 50th Anniversary team as one of the top players in conference history. Smith was also honored as the 10th-best female athlete in the history of the league. Earlier in her senior season, she became just the second collegiate women's player to dunk in a game when she did so against North Carolina A&T on Dec. 4, 1994.

Following her collegiate career, Smith played professional basketball in Italy, where she was MVP of the Italian All-Star Game for the 1995-96 season. In 1996, Smith was picked in the third round (17th overall) by the Colorado Xplosion in the initial American Basketball League draft. She spent 2 ½ seasons in the league, playing for Colorado and the San Jose Lasers and earning while earning All-Star honors.

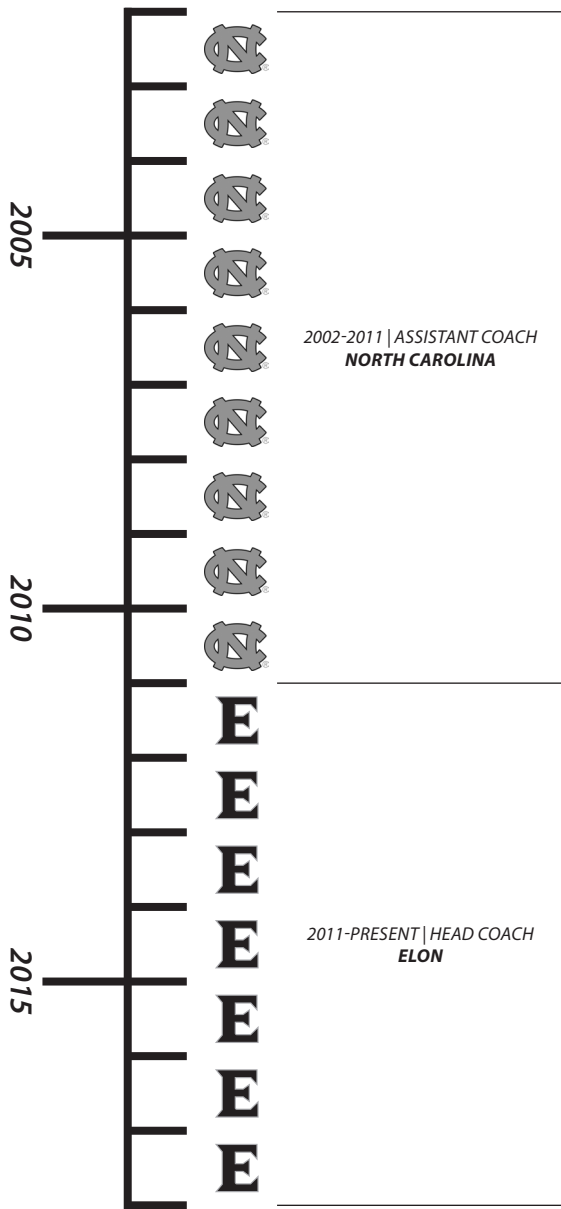
Smith was then the 33rd pick of the 1999 WNBA draft by Charlotte and played six seasons for the Sting before moving to Washington in 2005 and to Indiana in 2006.

Smith made numerous international appearances for U.S. teams. She was the MVP of the 1996 USA Basketball Jones Cup squad, which won a gold medal. She also has played for the 1997 USA Basketball Women's International Invitational team, the 1995 World University Games (coached by UNC head coach Sylvia Hatchell), the 1994 US Select Team, the 1993 U.S. Olympic Festival South team and the 1992 Junior World Championship Qualifying team.

Away from the college game, Smith has served as an assistant coach for USA Basketball in recent years. During the summer of 2016, Smith was an assistant coach for the Women's U18 National Team. In July, it won the gold medal at the 2016 FIBA Americas U18 Championship in Valdivia, Chile. In 2017, Smith was again selected to help lead the U19 World Cup Team with a coaching staff comprised of head coach Suzie McConnell-Serio (Pittsburgh head coach) and fellow assistant Kamie Ethridge (Northern Colorado head coach). In July, Smith and Team USA will head to Italy looking for another gold medal at the July 22-30 event.

A native of Shelby, N.C., she graduated from Shelby High School, where she earned all-state honors and was her team's MVP all four years. Smith completed her bachelor's degree in sociology at North Carolina in 1999. In addition to playing professional basketball, she has interned in the Charlotte Sting offices and has worked in US Sports Management, Inc. In May 2015, Smith was inducted into the North Carolina Sports Hall of Fame.

SMITH'S COACHING TIMELINE



THE CHARLOTTE SMITH FILE

BACKGROUND

Born - August 23, 1973
 Birthplace - Shelby, N.C.

EDUCATION

Alma Mater - North Carolina, 1999
 Degree - Sociology

PLAYING CAREER HISTORY & NOTES

- Four-year starter at North Carolina from 1991-95
- Most Outstanding Player at the 1994 Final Four
- Earned All-American honors in 1995
- Her No. 23 North Carolina jersey was retired on Feb. 24, 1996
- Played two seasons in the American Basketball League
- Played two seasons in Italy
- Played eight seasons in the WNBA with the Charlotte Sting (1999-2004), Washington Mystics (2005) and Indiana Fever (2006)

COACHING RECORD

Overall: 114-77 (.597) (6 seasons)
 Overall Conference: 74-38 (.661)
 At Elon: 114-77 (.597) (6 seasons)
 Conference Record: 74-38 (.661)

COACHING HISTORY & NOTES

- Guided Elon to its first NCAA Tournament appearance in program history in 2016-17 and was named CAA Coach of the Year.
- Led the Phoenix to the program's first Division I conference titles in 2016-17, and the first overall since 1981-82.
- Helped UNC to a 257-54 record with a 100-30 record in ACC play as an assistant coach for nine years.
- UNC won four ACC titles and made seven Top 25 appearances.
- North Carolina reached the NCAA Tournament all nine years Smith was on the bench, making two trips to the Final Four, four to the Elite Eight and six to the Sweet 16
- Earned a No. 1 seed in the NCAA Tournament four straight seasons from 2005-08.





CRISTY McKINNEY

Assistant Coach | 7th Season
NC State, 1979



Cristy McKinney was named an assistant women's basketball coach at Elon University on July 25, 2011. McKinney came to Elon with a wealth of coaching experience having spent five seasons (2005-10) as the head coach at Clemson University following 12 years as head coach at Rice University. McKinney is Rice's all-time winningest coach with 216 career victories and led the Owls to two Western Athletic Conference titles and a total of six postseason tournament appearances.

In 2016-17, McKinney helped the Phoenix to a record-breaking season that saw Elon win the CAA regular season and tournament titles while reaching the first NCAA Tournament in program history. On the year, Elon set a new program Division I record for victories with a 27-7 mark to go with a 16-2 record in CAA action. The Phoenix earned the regular-season title with a commanding 82-48 triumph over UNCW on March 1 inside Alumni Gym before defeating all three of its CAA Tournament opponents by nearly 25 points. The run was capped with a 78-60 defeat of James Madison in Harrisonburg, Va. As a result, the Phoenix earned its first-ever bid to the NCAA Tournament, where it battled sixth-seeded West Virginia and ultimately fell in a back-and-forth game to the Mountaineers in College Park, Md. Throughout the year, Elon earned nine consecutive victories from Dec. 17, 2016, to Jan. 15, 2017, marking the most in a row as a Division I program and the most consecutive wins since 1983-84. It also set new program Division I records for highest attended games, seeing three crowds of more than 1,000 spectators pack Alumni Gym during conference play. At season's end, Lauren Brown was named the CAA's Dean Ehlers Leadership Award winner.

The stellar 2016-17 campaign was setup by a solid 2015-16 season in which the Phoenix went 18-13 and made a second-straight appearance in the WNIT. Overall, it was the team's fourth postseason appearance at the time and the third in four seasons for Elon. The 2015-16 campaign was highlighted by the program's first-ever win over Atlantic Coast Conference opponent North Carolina State, a 69-66 final in Raleigh, N.C. At season's end, Shay Burnett became the first Phoenix player to earn a spot on the All-CAA First Team. Burnett went on to repeat as a First Team All-CAA honoree in 2016-17.

In its inaugural season in the CAA in 2014-15, McKinney helped lead the Phoenix to a 19-13 overall record and an 11-7 conference record. The team tied for third during the regular season and earned the No. 4 seed in the CAA Tournament, where the Phoenix fell just four points shy of advancing to the title game. It marked the third straight trip to the conference tournament semifinals and while it fell short of the final, the Phoenix earned its first-ever bid to the WNIT.

The final season of Southern Conference play for Elon saw the Phoenix finish with a 10-8 record in SoCon action with the team reaching the tournament semifinals for the second-straight season. Jenifer Rhodes was tabbed SoCon Freshman of the Year, the third SoCon

Freshman of the Year honor for Phoenix players in six seasons.

In 2012-13, Elon posted a 19-14 record, including its best-ever Southern Conference mark of 14-6. The maroon and gold earned a program-best No. 3 seed in the conference tournament and reached the semifinals. That year, McKinney and the staff took the Phoenix to its second postseason appearance of the Division I era, taking part in the 2013 Women's Basketball Invitational (WBI) and reaching the quarterfinals before falling to McNeese State. During the season, Elon held a 13-game home winning streak dating from Dec. 15, 2012, to March 23, 2013. The team also went on a six-game winning streak during January, finishing the month with a 6-1 record. During the season, the Phoenix earned wins over all 10 teams in the league, including conference champion Chattanooga. The loss marked the only SoCon defeat of the year for the Mocs. At season's end, all five starters – Kelsey Evans, Ali Ford, Sam Coffey, Kelsey Harris and Zora Stephenson – were named to the 2012-13 Winter All-SoCon Academic team. Elon was the only program in the conference to have all five starters earn all-academic honors.

While at Clemson, McKinney led the Lady Tigers to a 58-93 record, including upset victories in the first round of the ACC Tournament in 2008 and 2009. The wins in the ACC Tournament marked the first time in 10 years Clemson won games in back-to-back ACC Tournaments.

McKinney also led the Tigers to a pair of victories over South Carolina in her final two seasons. The 94-92 win in overtime over the Gamecocks in 2009 stands as the last time the Tigers defeated in-state rival South Carolina.

In 12 seasons at Rice, McKinney posted a 216-139 record and is the school's all-time winningest women's basketball coach. In 2004-05, her final season at Rice, McKinney led the Owls to the Western Athletic Conference title and a 24-9 record, earning WAC Coach of the Year accolades. In all, McKinney led the Owls to six 20-win seasons, two NCAA Tournament appearances, four WNIT berths and two WAC titles. In 2001, Rice posted a win over sixth-ranked Louisiana Tech, which remains the highest-ranked opponent Rice has ever defeated. In 1999, McKinney led Rice to the second round of the NCAA Tournament after upsetting fourth-seeded UC-Santa Barbara in the first round. McKinney also served on

the Women's Basketball Coaches Association Legislative Committee for two years, as well as the WBCA Kodak All-American Committee. In October 2013, McKinney was inducted to the Rice Athletic Hall of Fame.

Prior to leading the Rice program, McKinney was an assistant coach at Western Kentucky University for nine seasons (1982-84, 1986-93). McKinney helped the Lady Toppers make seven NCAA Tournament appearances, including three berths in the Sweet 16 and a runner-up finish in the 1992 national championship.

Between stints at WKU, McKinney was the head coach at the University of Montevallo from 1984-86, where she was named District Coach of the Year following the 1985-86 season.

McKinney is a 1979 graduate of North Carolina State, where she played four seasons under former Elon head coach and Naismith Memorial Hall of Famer Kay Yow. McKinney scored 1,359 points and grabbed 600 rebounds. She still holds the freshman scoring record for the Wolfpack. McKinney shot 78.3 percent from the free throw line during her playing career and was a member of NC State's first ACC regular-season championship team. She earned a bachelor's degree in math education from NC State in 1979 before earning a master's degree in physical education from Western Carolina University in 1982. Formerly Cristy Earnhardt, McKinney was married to the late Robert McKinney for 25 years. Robert passed away in September 2011.

THE CRISTY McKINNEY FILE

EDUCATION

- Alma Mater - NC State, 1979
- Degree - Math Education
- Graduate School - Western Carolina, 1982
- Degree - Physical Education

PLAYING CAREER HISTORY & NOTES

- Played four seasons under former Elon head coach and Naismith Memorial Hall of Famer Kay Yow
- Scored 1,359 points and grabbed 600 rebounds in her career
- Still holds the freshman scoring record at NC State
- Shot 78.3 percent from the free throw line
- Was a member of NC State's first ACC regular season championship team

COACHING HISTORY

- Western Kentucky University | 1982-84
Assistant Coach
- University of Montevallo | 1984-86
Head Coach
- Western Kentucky University | 1986-93
Assistant Coach
- Rice University | 1993-2005
Head Coach
- Clemson University | 2005-10
Head Coach
- Elon University | 2011-Present
Assistant Coach



JOSH WICK

Assistant Coach | 7th Season
North Carolina, 2001

Josh Wick is in his seventh season as an assistant coach at Elon University in 2017-18 after joining Charlotte Smith's coaching staff on July 26, 2011. A 2001 graduate of the University of North Carolina, Wick came to Elon after spending the previous three seasons at East Tennessee State.

In 2016-17, Wick helped the Phoenix to a record-breaking season that saw Elon win the CAA regular season and tournament titles while reaching the first NCAA Tournament in program history. On the year, Elon set a new program Division I record for victories with a 27-7 mark to go with a 16-2 record in CAA action. The Phoenix earned the regular-season title with a commanding 82-48 triumph over UNCW on March 1 inside Alumni Gym before defeating all three of its CAA Tournament opponents by nearly 25 points. The run was capped with a 78-60 defeat of James Madison in Harrisonburg, Va. As a result, the Phoenix earned its first-ever bid to the NCAA Tournament, where it battled sixth-seeded West Virginia and ultimately fell in a back-and-forth game to the Mountaineers in College Park, Md. Throughout the year, Elon earned nine consecutive victories from Dec. 17, 2016, to Jan. 15, 2017, marking the most in a row as a Division I program and the most consecutive wins since 1983-84. It also set new program Division I records for highest attended games, seeing three crowds of more than 1,000 spectators pack Alumni Gym during conference play. At season's end, Lauren Brown was named the CAA's Dean Ehlers Leadership Award winner.

The stellar 2016-17 campaign was setup by a solid 2015-16 season in which the Phoenix went 18-13 and made a second-straight appearance in the WNIT. Overall, it was the team's fourth postseason appearance at the time and the third in four seasons for Elon. The 2015-16 campaign was highlighted by the program's first-ever win over Atlantic Coast Conference opponent North Carolina State, a 69-66 final in Raleigh, N.C. At season's end, Shay Burnett became the first Phoenix player to earn a spot on the All-CAA First Team. Burnett went on to repeat as a First Team All-CAA honoree in 2016-17.

In its inaugural season in the CAA in 2014-15, Wick helped lead the Phoenix to a 19-13 overall record and an 11-7 conference record. The team tied for third during the regular season and earned the No. 4 seed in the CAA Tournament, where the Phoenix fell just four points shy of advancing to the title game. It marked the third straight trip to the conference tournament semifinals and while it fell short of the final, the Phoenix earned its first-ever bid to the WNIT.

The final season of Southern Conference play for Elon saw the Phoenix finish with a 10-8 record in SoCon action with the team reaching the tournament

semifinals for the second-straight season. Jenifer Rhodes was tabbed SoCon Freshman of the Year, the third SoCon Freshman of the Year honor for Phoenix players in six seasons.

In 2012-13, Elon posted a 19-14 record, including its best-ever Southern Conference mark of 14-6. The maroon and gold earned a program-best No. 3 seed in the conference tournament and reached the semifinals. That year, Wick and the staff took the Phoenix to its second postseason appearance of the Division I era, taking part in the 2013 Women's Basketball Invitational (WBI) and reaching the quarterfinals before falling to McNeese State. During the season, Elon held a 13-game home winning streak dating from Dec. 15, 2012, to March 23, 2013. The team also went on a six-game winning streak during January, finishing the month with a 6-1 record. During the season, the Phoenix earned wins over all 10 teams in the league, including conference champion Chattanooga. The loss marked the only SoCon defeat of the year for the Mocs. At season's end, all five starters – Kelsey Evans, Ali Ford, Sam Coffey, Kelsey Harris and Zora Stephenson – were named to the 2012-13 Winter All-SoCon Academic team. Elon was the only program in the conference to have all five starters earn all-academic honors.

Over the course of his three seasons at ETSU, Wick helped the Lady Bucs to a 62-32 overall record, including a 49-11 mark in Atlantic Sun Conference action. While working primarily with guards and perimeter players, Wick coached a pair of A-Sun Players of the Year and First Team All-Atlantic Sun honorees as well as three A-Sun All-Tournament Team selections. One of the players Wick helped coach was Siarre Evans. Evans, the third player to reach 1000 points and 1,000 rebounds in ETSU history, became the first player in conference history to be named First Team All-A-Sun all four years and just the sixth player to win multiple Player of the Year awards. In addition to Evans, Wick also directed another 1,000-point scorer TaRonda Wiles. Wiles was a two-time First Team All-Atlantic Sun member and was named A-Sun co-Player of the Year in 2009-10 with Evans. After seeing



Evans lead the conference in scoring and rebounding as a junior, Wiles captured the scoring title in 2009-10 while Evans won the rebounding crown for the second consecutive year.

Prior to his arrival in Johnson City, Tenn., Wick spent the 2007-08 season coaching at UNLV. During his time with the Lady Rebels, he coached one of the best players to ever wear the UNLV uniform in Sequoia Holmes. Holmes led the Mountain West Conference in scoring and became the third UNLV player to reach the WNBA.

Before his stint at UNLV, Wick spent three years at North Carolina, where he gained valuable experience under head coach Sylvia Hatchell and assistant coach Charlotte Smith as a video coordinator. During his time in Chapel Hill, the Tar Heels enjoyed an impressive run with UNC winning three ACC Championships and making back-to-back Final Four appearances.

Wick began his coaching career in 1999 when he took over the reins at Cresset Christian Academy in Durham, N.C. During his three-year run, he guided the men's basketball team to a regular season championship and a perfect conference record.

Wick earned his bachelor's degree in communication studies from North Carolina in 2001 and also earned a minor in exercise and sport science.

THE JOSH WICK FILE

EDUCATION

Alma Mater - North Carolina, 2001
Degree - Communications Studies

COACHING HISTORY

Cresset Christian Academy (Prep.) | 1999-2002
Head Coach

University of North Carolina | 2004-07
Video Coordinator

University of Nevada-Las Vegas | 2007-08
Assistant Coach

East Tennessee State University | 2008-11
Assistant Coach

Elon University | 2011-Present
Assistant Coach



TASHA TAYLOR

Assistant Coach | 4th Season
Clemson, 2008

Tasha Taylor is in her fourth season as an assistant coach with the Elon University women's basketball program in 2017-18 after joining the staff in October 2014. She arrived at Elon after serving in the same role at Limestone College for two years.

In 2016-17, Taylor helped the Phoenix to a record-breaking season that saw Elon win the CAA regular season and tournament titles while reaching the first NCAA Tournament in program history. On the year, Elon set a new program Division I record for victories with a 27-7 mark to go with a 16-2 record in CAA action. The Phoenix earned the regular-season title with a commanding 82-48 triumph over UNCW on March 1 inside Alumni Gym before defeating all three of its CAA Tournament opponents by nearly 25 points. The run was capped with a 78-60 defeat of James Madison in Harrisonburg, Va. As a result, the Phoenix earned its first-ever bid to the NCAA Tournament, where it battled sixth-seeded West Virginia and ultimately fell in a back-and-forth game to the Mountaineers in College Park, Md. Throughout the year, Elon earned nine consecutive victories from Dec. 17, 2016, to Jan. 15, 2017, marking the most in a row as a Division I program and the most consecutive wins since 1983-84. It also set new program Division I records for highest attended games, seeing three crowds of more than 1,000 spectators pack Alumni Gym during conference play. At season's end, Lauren Brown was named the CAA's Dean Ehlers Leadership Award winner.

The stellar 2016-17 campaign was setup by a solid 2015-16 season in which the Phoenix went 18-13 and made a second-straight appearance in the WNIT. Overall, it was the team's fourth postseason appearance at the time and the third in four seasons for Elon. The 2015-16 campaign was highlighted by the program's first-ever win over Atlantic Coast Conference opponent North Carolina State, a 69-66 final in Raleigh, N.C. At season's end, Shay Burnett became the first Phoenix player to earn a spot on the All-CAA First Team. Burnett went on to repeat as a First Team All-CAA honoree in 2016-17.

In its inaugural season in the CAA in 2014-15, Taylor helped lead the Phoenix to a 19-13 over-

all record and an 11-7 conference record in her first year with the program. The team tied for third during the regular season and earned the No. 4 seed in the CAA Tournament, where the Phoenix fell just four points shy of advancing to the title game. It marked the third straight trip to the conference tournament semifinals and while it fell short of the final, the Phoenix earned its first-ever bid to the WNIT.

In her time at Limestone, Taylor played a key role in guiding the team to its best two seasons in program history. She helped lead the Saints to a program-best 27-4 overall record in her first season before a 27-6 mark in 2013-14. During her tenure, Limestone clinched back-to-back Conference Carolinas regular season championships, won the 2014 Conference Carolinas Tournament Championship, made two NCAA Sweet 16 appearances and advanced to the 2014 Elite Eight after claiming the NCAA Southeast Regional Championship. Taylor also directed and coordinated the operations for Limestone's women's basketball team camp.

Prior to Limestone, Taylor served as the assistant women's basketball coach at Lees-McRae College. She played a leading role in the scouting and recruitment of student-athletes, and was also responsible for the preparation of scouting reports and for the skill development of guards and post players. While with the Bobcats, the team's overall record improved in each successive season.

A four-year starter for the Clemson women's basketball program, Taylor played under Elon assistant coach Cristy McKinney from 2005-2009. She ranks fourth all-time in Clemson history with 433 career assists and fifth all-time with 3.70



assists per game.

Taylor led the Tigers in assists during her sophomore and senior campaigns and was named the team's Defensive Player of the Year in 2005-06 while also earning the Playmaker Award following the 2005-06 and 2008-09 seasons. Off the court, she represented the team for three years on the Student-Athlete Advisory Committee.

A native of Columbus, Ga., Taylor graduated from Clemson in 2008 with a Bachelor of Science in Parks, Recreation and Tourism Management with an emphasis in sports management and a minor in athletic leadership.

THE TASHA TAYLOR FILE

EDUCATION

Alma Mater - Clemson, 2008
Degree - Parks, Recreation and Tourism Management

PLAYING CAREER HISTORY & NOTES

- Four-year starter under Cristy McKinney at Clemson
- Ranks fourth all-time in Clemson history with 433 assists
- Fifth in Clemson history with 3.7 assists per game
- Led the Tigers in assists as a sophomore and senior
- Named the team's Defensive Player of the Year in 2005-06
- Earned the team's Playmaker of the Year in 2005-06 and 2008-09
- Was a member of the Student-Athlete Advisory Committee

COACHING HISTORY

- Lees-McRae College | 2009-12
Assistant Coach
- Limestone College | 2012-14
Assistant Coach
- Elon University | 2014-Present
Assistant Coach



STEPHEN FISHLER

Director of Operations | 1st Season
Penn State, 2016

THE STEPHEN FISHLER FILE

EDUCATION

Alma Mater - Penn State, 2016
Degree - Broadcast Journalism
Graduate School - Penn State, 2017
Degree - Curriculum and Instruction

COACHING HISTORY

Penn State University | 2012-16
Head Video Manager
Penn State University | 2016-17
Graduate Assistant
Elon University | 2017-Present
Director of Operations

Stephen Fishler is in his first year with the Elon University women's basketball program in 2017-18 after being hired in June 2017 as the program's director of operations.

With the team, Fishler will oversee daily operations, including team travel coordination, practice and gameday management and the ordering and distribution of team equipment, among other responsibilities. He will also serve as a liaison between the team and Elon faculty and staff.

Fishler joins the Phoenix after spending the

last five seasons with the Penn State women's basketball program as both the team's head video manager from 2012-16 and a graduate assistant in 2016-17. While with the program, Fishler was responsible for breaking down opponent game film, filming both home and away contests and all practices and creating film session videos, among other responsibilities assigned. He also spent three summers assisting with Penn State's basketball camps.

In his time at Penn State, Fishler also worked with the PSU Athletics Event Management staff

all five years in State College, Pa. He also worked in the Morgan Academic Support Center for Student Athletes (MASCESA), where he helped with marketing efforts and worked closely with academic counselors on scheduling for student-athlete tutoring and study hall.

Fishler earned a bachelor's degree in Broadcast Journalism from Penn State in 2016 and completed his master's of education in Curriculum and Instruction, also at Penn State, in 2017.

A native of Bethlehem, Pa., he currently resides in Whitsett, N.C.

SUPPORT STAFF



MIKAELA DAVIS

Assistant Athletic Trainer | 2nd Season
North Carolina, 2014



JENNA GREGORY

Academic Coordinator for Athletics | 4th Season
Kutztown, 2013



TYLER WATSON






















Head Strength & Conditioning Coach | 3rd Season
Chattanooga, 2014



ANDREW WILSON

Assistant Director of Athletic Communications | 2nd Season
Elon, 2014

SERIES HISTORY

	<i>Team</i>	<i>Overall Series</i>	<i>Div. I Era</i>	<i>at Elon</i>	<i>at Opp.</i>	<i>Neutral</i>	<i>Unknown</i>	<i>Last Elon Win</i>	<i>Last Opp. Win</i>	<i>Smith vs. Opp.</i>
	Anderson	1-0	1-0	1-0	0-0	0-0	0-0	Nov. 14, 2014	N/A	1-0
	Winthrop	8-8	6-4	6-2	1-5	1-1	0-0	March 4, 2003	Jan. 4, 2003	0-0
	NC A&T	10-7	5-6	5-2	3-4	0-0	2-1	Nov. 18, 2005	Dec. 31, 2013	0-2
	Hampton	0-1	0-1	0-0	0-0	0-1	0-0	N/A	Dec. 28, 2001	0-0
	Central Florida	0-0	0-0	0-0	0-0	0-0	0-0	N/A	N/A	0-0
	Iowa	0-0	0-0	0-0	0-0	0-0	0-0	N/A	N/A	0-0
	Alabama	0-1	0-0	0-0	0-0	0-1	0-0	N/A	Dec. 18, 1997	0-0
	Coker	0-0	0-0	0-0	0-0	0-0	0-0	N/A	N/A	0-0
	Wake Forest	14-3	0-1	8-1	5-2	1-0	0-0	Feb. 12, 1980	Nov. 26, 2016	0-1
	Davidson	8-19	7-19	4-8	2-9	1-2	1-0	Feb. 10, 2014	Jan. 11, 2014	2-5
	NC State	1-8	1-7	0-1	1-7	0-0	0-0	Dec. 13, 2015	Dec. 7, 2014	1-3
	NC Central	12-1	1-0	7-0	4-1	0-0	1-0	Nov. 12, 2007	Feb. 1, 1972	0-0
	UNCW	9-5	7-5	4-2	4-3	1-0	0-0	March 1, 2017	Feb. 12, 2015	7-2
	Delaware	6-1	6-1	3-0	3-0	0-1	0-0	Feb. 24, 2017	March 10, 2016	6-1
	Northeastern	5-1	5-1	2-1	3-0	0-0	0-0	Feb. 10, 2017	Feb. 14, 2016	5-1
	James Madison	2-7	1-7	0-3	2-3	0-1	0-0	March 11, 2017	Feb. 12, 2017	1-7
	William & Mary	8-3	8-2	4-1	3-2	1-0	0-0	March 10, 2017	Nov. 23, 2002	7-0
	Towson	5-1	5-1	3-0	2-1	0-0	0-0	Feb. 26, 2017	Jan. 15, 2016	5-1
	Drexel	2-4	2-4	1-2	1-2	0-0	0-0	Jan. 15, 2017	Feb. 21, 2016	2-4
	Charleston	15-14	15-12	8-6	7-6	0-2	0-0	Jan. 13, 2017	Dec. 1, 2012	9-1
	Hofstra	5-2	5-2	2-1	2-1	1-0	0-0	March 9, 2017	Jan. 31, 2016	5-2

EXHIBITION


**ANDERSON
TROJANS**
Anderson, South Carolina
Conference: South Atlantic Conference (SAC)

Head Coach: Jonathon Barbaree

Season at Anderson: 2nd

Record at Anderson: 21-8

Career Record: 45-43

2016-17 Overall: 21-8

2016-17 Conference: 18-4

Athletic Director: Bill D'Andrea

Enrollment: 2,824

Media Contact: Christine Korver

Email: ckorver@andersonuniversity.edu

Phone: (864) 231-2087

Website: autrojans.com

Home Stadium: Abney Athletic Center

GAME 1


**WINTHROP
EAGLES**
Rock Hill, South Carolina
Conference: Big South

Head Coach: Lynette Woodard

Season at Winthrop: 1st

Record at Winthrop: 0-0

Career Record: 0-0

2016-17 Overall: 2-29

2016-17 Conference: 1-17

Athletic Director: Ken Halpin

Enrollment: 5,073

Media Contact: Rick Rogers

Email: rogersr@winthrop.edu

Phone: (803) 323-6067

Website: winthropeagles.com

Home Stadium: Winthrop Coliseum

GAME 2


**NORTH CAROLINA A&T
AGGIES**
Greensboro, North Carolina
Conference: Mid-Eastern Athletic Conference (MEAC)

Head Coach: Tarrell Robinson

Season at North Carolina A&T: 6th

Record at North Carolina A&T: 99-58

Career Record: 99-58

2016-17 Overall: 14-18

2016-17 Conference: 8-8

Athletic Director: Earl Hilton III

Enrollment: 9,353

Media Contact: Jason Pompey

Email: jpompey@ncat.edu

Phone: (336) 285-3609

Website: ncataggies.com

Home Stadium: Corbett Sports Center

GAME 3


**HAMPTON
LADY PIRATES**
Hampton, Virginia
Conference: Mid-Eastern Athletic Conference (MEAC)

Head Coach: David Six

Season at Hampton: 9th

Record at Hampton: 180-78

Career Record: 180-78

2016-17 Overall: 20-13

2016-17 Conference: 11-5

Athletic Director: Eugene Marshall, Jr.

Enrollment: 3,419

Media Contact: Jim Heath

Email: james.heath@hamptonu.edu

Phone: (757) 727-5757

Website: hamptonpirates.com

Home Stadium: HU Convocation Center

GAME 4


**CENTRAL FLORIDA
KNIGHTS**
Orlando, Florida
Conference: American Athletic Conference

Head Coach: Katie Abrahamson-Henderson

Season at UCF: 2nd

Record at UCF: 21-12

Career Record: 262-120

2016-17 Overall: 21-12

2016-17 Conference: 9-7

Athletic Director: Dr. Daniel J. White

Enrollment: 54,513

Media Contact: Megan Herboth

Email: mherboth@athletics.ucf.edu

Phone: (407) 823-0994

Website: ucfnights.com

Home Stadium: CFE Arena

GAME 5


**ALABAMA
CRIMSON TIDE**
Tuscaloosa, Alabama
Conference: Southeastern Conference (SEC)

Head Coach: Kristy Curry

Season at Alabama: 5th

Record at Alabama: 64-65

Career Record: 373-214

2016-17 Overall: 22-14

2016-17 Conference: 5-11

Athletic Director: Greg Byrne

Enrollment: 31,958

Media Contact: Jessica Paré

Email: jpare@ia.ua.edu

Phone: (205) 348-6084

Website: rolltide.com

Home Stadium: Coleman Coliseum

GAME 6


**IOWA
HAWKEYES**
Iowa City, Iowa
Conference: Big Ten

Head Coach: Lisa Bluder

Season at Iowa: 18th

Record at Iowa: 343-202

Career Record: 699-344

2016-17 Overall: 20-14

2016-17 Conference: 8-8

Athletic Director: Gary Barta

Enrollment: 23,357

Media Contact: Brandee Britt

Email: brandee-britt@uiowa.edu

Phone: (319) 335-9411

Website: hawkeyesports.com

Home Stadium: Carver-Hawkeye Arena

GAME 7


**COKER
COBRAS**
Hartsville, South Carolina
Conference: Southern Athletic Conference (SAC)

Head Coach: Shannon Johnson

Season at Coker: 3rd

Record at Coker: 15-40

Career Record: 15-40

2016-17 Overall: 6-21

2016-17 Conference: 5-17

Athletic Director: Lynn Griffin

Enrollment: 1,203

Media Contact: Gus Mohlhenrich

Email: tmohlhenrich@coker.edu

Phone: (843) 857-4275

Website: cokercobras.com

Home Stadium: DeLoach Center

GAME 8


**WAKE FOREST
DEMON DEACONS**
Winston-Salem, North Carolina
Conference: Atlantic Coast Conference (ACC)

Head Coach: Jen Hoover

Season at Wake Forest: 6th

Record at Wake Forest: 74-87

Career Record: 94-100

2016-17 Overall: 16-16

2016-17 Conference: 6-10

Athletic Director: Ron Wellman

Enrollment: 4,871

Media Contact: Dan Wallace

Email: wallacdj@wfu.edu

Phone: (336) 758-1880

Website: wakeforestsports.com

Home Stadium: LJV Coliseum

GAME 9

DAVIDSON
WILDCATS

Davidson, North Carolina

Conference: Atlantic 10
Head Coach: Gayle Coats Fulks
Season at Davidson: 1st
Record at Davidson: 0-0
Career Record: 0-0
2016-17 Overall: 6-23
2016-17 Conference: 4-12
Athletic Director: Jim Murphy
Enrollment: 1,784
Media Contact: Gavin McFarlin
Email: gamcfarlin@ davidson.edu
Phone: (704) 894-2635
Website: davidsonwildcats.com
Home Stadium: John M. Belk Arena

GAME 10

NC STATE
WOLFPACK

Raleigh, North Carolina

Conference: Atlantic Coast Conference (ACC)
Head Coach: Wes Moore
Season NC State: 5th
Record at NC State: 86-43
Career Record: 644-212
2016-17 Overall: 23-9
2016-17 Conference: 12-4
Athletic Director: Deborah A. Yow
Enrollment: 24,111
Media Contact: Brett Compton
Email: bacompto@ncsu.edu
Phone: (919) 746-9572
Website: gopack.com
Home Stadium: Reynolds Coliseum

GAME 11

NC CENTRAL
EAGLES

Durham, North Carolina

Conference: Mid-Eastern Athletic Conference (MEAC)
Head Coach: Trisha Stafford-Odom
Season at NC Central: 1st
Record at NC Central: 0-0
Career Record: 37-45
2016-17 Overall: 8-21
2016-17 Conference: 7-9
Athletic Director: Dr. Ingrid Wicker McCree
Enrollment: 6,168
Media Contact: Kevin Buczek
Email: kbuczek@ncceu.edu
Phone: (919) 530-6017
Website: nccueaglepride.com
Home Stadium: McDougald-McLendon Arena

GAME 12 & 29

UNCW
SEAHAWKS

Wilmington, North Carolina

Conference: Colonial Athletic Association (CAA)
Head Coach: Karen Barefoot
Season at UNCW: 1st
Record at UNCW: 0-0
Career Record: 313-236
2016-17 Overall: 11-20
2016-17 Conference: 5-13
Athletic Director: Jimmy Bass
Enrollment: 13,218
Media Contact: Eric Rhew
Email: rhewe@uncw.edu
Phone: (910) 962-3252
Website: uncwsports.com
Home Stadium: Trask Coliseum

GAME 13 & 18

DELAWARE
BLUE HENS

Newark, Delaware

Conference: Colonial Athletic Association (CAA)
Head Coach: Natasha Adair
Season at Delaware: 1st
Record at Delaware: 0-0
Career Record: 72-85
2016-17 Overall: 16-14
2016-17 Conference: 10-8
Athletic Director: Chrissi Rawak
Enrollment: 18,322
Media Contact: Maggie Hayon
Email: mhayon@udel.edu
Phone: (302) 831-6389
Website: bluehens.com
Home Stadium: Bob Carpenter Center

GAME 14 & 26

NORTHEASTERN
HUSKIES

Boston, Massachusetts

Conference: Colonial Athletic Association (CAA)
Head Coach: Kelly Cole
Season at Northeastern: 4th
Record at Northeastern: 31-60
Career Record: 31-60
2016-17 Overall: 12-19
2016-17 Conference: 8-10
Athletic Director: Peter Roby
Enrollment: 13,697
Media Contact: Mike Skovan
Email: m.skovan@northeastern.edu
Phone: (617) 373-7931
Website: gonu.com
Home Stadium: Cabot Center

GAME 15 & 22

JAMES MADISON
DUKES

Harrisonburg, Virginia

Conference: Colonial Athletic Association (CAA)
Head Coach: Sean O'Reagan
Season at James Madison: 2nd
Record at James Madison: 26-9
Career Record: 26-9
2016-17 Overall: 26-9
2016-17 Conference: 15-3
Athletic Director: Jeff Bourne
Enrollment: 19,396
Media Contact: Devon Howard
Email: howardbd@jmu.edu
Phone: (540) 568-3701
Website: jmusports.com
Home Stadium: JMU Convocation Center

GAME 16 & 28

WILLIAM & MARY
TRIBE

Williamsburg, Virginia

Conference: Colonial Athletic Association (CAA)
Head Coach: Ed Swanson
Season at William & Mary: 5th
Record at William & Mary: 58-63
Career Record: 464-327
2016-17 Overall: 20-11
2016-17 Conference: 9-9
Athletic Director: Samantha K. Huges
Enrollment: 6,301
Media Contact: Andrew Phillips
Email: atphillips01@wm.edu
Phone: (757) 221-3344
Website: tribeathletics.com
Home Stadium: Kaplan Arena

GAME 17 & 20

TOWSON
TIGERS

Towson, Maryland

Conference: Colonial Athletic Association (CAA)
Head Coach: Diane Richardson
Season at Towson: 1st
Record at Towson: 0-0
Career Record: 0-0
2016-17 Overall: 12-18
2016-17 Conference: 5-13
Athletic Director: Tim Leonard
Enrollment: 19,049
Media Contact: Megan O'Brien
Email: mobrien@towson.edu
Phone: (410) 704-4972
Website: towsonigers.com
Home Stadium: SECU Arena

GAME 19 & 23

DREXEL DRAGONS
Philadelphia, Pennsylvania

Conference: Colonial Athletic Association (CAA)
Head Coach: Denise Dillon
Season at Drexel: 15th
Record at Drexel: 255-187
Career Record: 255-187
2016-17 Overall: 22-11
2016-17 Conference: 11-7
Athletic Director: Dr. Eric Zillmer
Enrollment: 14,138
Media Contact: Sam Angell
Email: sea65@drexel.edu
Phone: (215) 895-6895
Website: drexeldragons.com
Home Stadium: Daskalakis Athletic Center

GAME 21 & 24

COLLEGE OF CHARLESTON COUGARS
Charleston, South Carolina

Conference: Colonial Athletic Association (CAA)
Head Coach: Candice M. Jackson
Season at College of Charleston: 4th
Record at College of Charleston: 25-66
Career Record: 25-66
2016-17 Overall: 9-21
2016-17 Conference: 6-12
Athletic Director: Matt Roberts
Enrollment: 10,468
Media Contact: Chris Chandler
Email: chandlercw@cofc.edu
Phone: (843) 953-5465
Website: cofcsports.com
Home Stadium: TD Arena

GAME 25 & 27

HOFSTRA PRIDE
Hempstead, New York

Conference: Colonial Athletic Association (CAA)
Head Coach: Krista Kilburn-Steveskey
Season at Hofstra: 12th
Record at Hofstra: 191-157
Career Record: 191-157
2016-17 Overall: 13-18
2016-17 Conference: 5-13
Athletic Director: Jeffrey A. Hathaway
Enrollment: 6,824
Media Contact: Amanda Ghysel
Email: amanda.ghysel@hofstra.edu
Phone: (516) 463-6759
Website: gohofstra.com
Home Stadium: Mack Sports Complex

2017-18 TRAVEL SCHEDULE

- Elon to N.C. A&T | 17.8 miles
- Elon to Central Florida | 618 miles
 Central Florida to Ft. Lauderdale | 212 miles
 Ft. Lauderdale to Elon | 802 miles
- Elon to Wake Forest | 55.4 miles
- Elon to Davidson | 97.5 miles
- Elon to NC State | 62 miles
- Elon to Delaware | 392 miles
- Elon to James Madison | 206 miles
 James Madison to William & Mary | 179 miles
 William & Mary to Elon | 214 miles
- Elon to Drexel | 430 miles
 Drexel to Towson | 97.5 miles
 Towson to Elon | 357 miles
- Elon to College of Charleston | 300 miles
- Elon to Hofstra | 545 miles
 Hofstra to Northeastern | 218 miles
 Northeastern to Elon | 741 miles
- Elon to UNCW | 190 miles
- Elon to CAA Tournament | 430 miles



TOTAL MILES TRAVELED IN 2017-18

6,824.4

BY THE NUMBERS

2 CAA titles

27 Division I program record for wins

21 Program record for highest RPI

11 Seed in the NCAA Tournament

4 Votes in the final USA Today Poll

3 1,000-point milestones reached

9 Elon's longest Division I winning streak

18 Margin of victory in the CAA Tournament final against James Madison


34 Margin of victory in the CAA regular-season title-clinching game over UNCW

3 1,000-plus crowds at Alumni Gym

6 Crowds that rank in the Top 20 of Elon's all-time record book for most at a single game

12 True road victories

CAA TOURNAMENT CHAMPIONSHIP

E 68 vs. 50 

Harrisonburg, Va. | JMU Convocation Center



CAA REGULAR-SEASON CHAMPIONSHIP

E 82 vs. 48 

Elon, N.C. | Alumni Gym



RESULTS

Date	Opponent	W/L	Score	Record	Elon High Scorer	Opp. High Scorer	High Rebounds	High Assists	Attend.
Nov. 11	@ Green Bay %	L	56-71	0-1	Lauren Brown (17)	Mehryn Kraker (22)	Jenifer Rhodes (13)	Lauren Brown (4)	2,019
								Essence Baucom (4)	
Nov. 14	RUTGERS	W	66-54	1-1	Shay Burnett (20)	Shrita Parker (15)	Shay Burnett (9)	Shay Burnett (4)	983
								Essence Baucom (4)	
Nov. 18	vs. Eastern Washington %	W	76-55	2-1	Jada Graves (13)	Delaney Hodgins (13)	Ra'Shika White (8)	Shay Burnett (3)	100
								Essence Baucom (3)	
Nov. 19	@ Central Michigan %	W	71-57	3-1	Jada Graves (20)	Cassie Breen (21)	Jenifer Rhodes (9)	Shay Burnett (4)	454
								Lauren Brown (4)	
Nov. 22	BUCKNELL	W	64-58	4-1	Malaya Johnson (18)	Kaitlyn Slagus (20)	Shay Burnett (8)	Essence Baucom (3)	533
Nov. 26	WAKE FOREST	L	68-78	4-2	Lauren Brown (25)	Ariel Stephenson (20)	Shay Burnett (12)	Essence Baucom (4)	716
Dec. 4	@ North Carolina	L	73-78	4-3	Essence Baucom (17)	Paris Kea (20)	Shay Burnett (10)	Essence Baucom (7)	2,719
					Ra'Shika White (17)				
Dec. 8	@ No. 21/21 Duke	L	61-68	4-4	Ra'Shika White (19)	Lexie Brown (25)	Malaya Johnson (9)	Shay Burnett (4)	3,121
Dec. 17	@ East Tennessee State	W	79-51	5-4	Shay Burnett (19)	Tianna Tarter (13)	Ra'Shika White (12)	Essence Baucom (6)	567
Dec. 21	vs. Akron #	W	65-62	6-4	Shay Burnett (21)	Hannah Plybon (27)	Jenifer Rhodes (10)	Shay Burnett (5)	365
Dec. 22	@ Georgia State #	W	84-67	7-4	Essence Baucom (18)	Jada Lewis (21)	Shay Burnett (10)	Shay Burnett (7)	433
Dec. 28	KING	W	93-47	8-4	Jenifer Rhodes (14)	Amy Van Deventer (12)	Ra'Shika White (9)	Essence Baucom (3)	306
								Shay Burnett (3)	
								Malaya Johnson (3)	
Jan. 2	COLLEGE OF CHARLESTON *	W	70-57	9-4 (1-0)	Malaya Johnson (17)	Breanna Bolden (23)	Malaya Johnson (9)	Shay Burnett (7)	338
Jan. 6	@ Drexel *	W	48-45	10-4 (2-0)	Lauren Brown (12)	Sarah Curran (15)	Shay Burnett (11)	Essence Baucom (5)	520
Jan. 8	DELAWARE *	W	69-42	11-4 (3-0)	Jenifer Rhodes (17)	Nicole Enabosi (10)	Shay Burnett (15)	Shay Burnett (4)	303
								Essence Baucom (4)	
Jan. 13	@ College of Charleston *	W	84-56	12-4 (4-0)	Lauren Brown (16)	Breanna Bolden (14)	Malaya Johnson (12)	Shay Burnett (7)	363
						Dajah Logan (14)			
Jan. 15	DREXEL *	W	75-65	13-4 (5-0)	Lauren Brown (19)	Jessica Pellechio (24)	Malaya Johnson (10)	Shay Burnett (9)	1,054
Jan. 20	JAMES MADISON *	L	70-76	13-5 (5-1)	Shay Burnett (20)	Precious Hall (41)	Shay Burnett (12)	Shay Burnett (3)	1,412
								Essence Baucom (3)	
Jan. 22	@ William & Mary *	W	60-58	14-5 (6-1)	Shay Burnett (10)	Abby Rendle (13)	Shay Burnett (8)	Shay Burnett (5)	434
					Lauren Brown (10)				
					Malaya Johnson (10)				
Jan. 27	@ Northeastern *	W	76-65	15-5 (7-1)	Shay Burnett (17)	Claudia Ortiz (17)	Shay Burnett (7)	Shay Burnett (7)	327
Jan. 29	@ Hofstra *	W	64-53	16-5 (8-1)	Malaya Johnson (13)	Aleana Leon (19)	Shay Burnett (9)	Essence Baucom (5)	387
Feb. 3	TOWSON *	W	83-55	17-5 (9-1)	Shay Burnett (18)	Raven Bankston (17)	Jenifer Rhodes (12)	Essence Baucom (7)	628
Feb. 5	@ UNCW *	W	66-56	18-5 (10-1)	Shay Burnett (23)	Jasmine Steele (14)	Shay Burnett (12)	Shay Burnett (8)	381
Feb. 10	NORTHEASTERN *	W	70-58	19-5 (11-1)	Malaya Johnson (16)	Jess Genco (17)	Malaya Johnson (8)	Shay Burnett (3)	531
Feb. 12	@ James Madison *	L	54-61	19-6 (11-2)	Shay Burnett (12)	Amber Porter (20)	Lenaira Ruffin (8)	Shay Burnett (4)	4,019
Feb. 16	HOFSTRA *	W	72-61	20-6 (12-2)	Lauren Brown (27)	Ashunae Durant (14)	Malaya Johnson (7)	Shay Burnett (5)	617
Feb. 19	WILLIAM & MARY *	W	70-47	21-6 (13-2)	Jenifer Rhodes (11)	Bianca Boggs (13)	Malaya Johnson (12)	Shay Burnett (5)	831
					Shay Burnett (11)		Lenaira Ruffin (12)		
Feb. 24	@ Delaware *	W	57-48	22-6 (14-2)	Essence Baucom (11)	Erika Brown (14)	Shay Burnett (9)	Shay Burnett (5)	1,718
					Jenifer Rhodes (11)				
Feb. 26	@ Towson *	W	67-65	23-6 (15-2)	Jenifer Rhodes (18)	Raven Bankston (22)	Malaya Johnson (8)	Shay Burnett (6)	398
March 1	UNCW *	W	82-48	24-6 (16-2)	Lauren Brown (25)	Madison Raque (17)	Jenifer Rhodes (9)	Essence Baucom (4)	1,234
								Shay Burnett (4)	
March 9	vs. Hofstra ^	W	78-50	25-6	Essence Baucom (15)	Aleana Leon (22)	Shay Burnett (9)	Shay Burnett (5)	
							Lenaira Ruffin (9)		
March 10	vs. William & Mary ^	W	88-60	26-6	Lauren Brown (25)	Marlena Tremble (14)	Jenifer Rhodes (10)	Essence Baucom (6)	
March 11	@ James Madison ^	W	78-60	27-6	Lauren Brown (17)	Precious Hall (32)	Shay Burnett (10)	Shay Burnett (6)	3,011
March 17	vs. West Virginia !	L	62-75	27-7	Shay Burnett (19)	Tynice Martin (26)	Malaya Johnson (7)	Shay Burnett (3)	3,511
								Lauren Brown (3)	
								Essence Baucom (3)	

*Bold denotes season best

CAPS - home game

% - Preseason WNIT

- GSU Holiday Classic (Atlanta, Ga.)

* - CAA Game

^ - CAA Tournament (Harrisonburg, Va.)

! - NCAA Tournament Game (College Park, Md.)

Rank = Associated Press / USA TODAY Coaches (at time of game)



SEASON STATISTICS

INDIVIDUAL STATISTICS - ALL GAMES

#	Player	GP	GS	Min	Avg	FG	FGA	Pct	3FG	FGA	Pct	FT	FTA	Pct	Off	Def	Tot	Avg	PF	FO	A	TO	Blk	Stl	Pts	Avg
5	Shay Burnett	34	32	1029	30.3	140	306	.458	39	99	.394	100	154	.649	101	146	247	7.3	89	3	157	104	6	54	419	12.3
3	Lauren Brown	34	34	949	27.9	136	337	.404	59	168	.351	81	109	.743	15	46	61	1.8	51	0	53	44	9	27	412	12.1
11	Jenifer Rhodes	33	33	674	20.4	158	317	.498	0	2	.000	37	86	.430	76	117	193	5.8	75	1	18	66	25	21	353	10.7
44	Malaya Johnson	34	32	970	28.5	129	237	.544	3	11	.273	49	67	.731	70	150	220	6.5	88	3	28	58	54	27	310	9.1
2	Essence Baucom	34	34	981	28.9	109	278	.392	13	50	.260	63	99	.636	46	82	128	3.8	83	5	128	70	6	37	294	8.6
34	Ra'Shika White	26	1	259	10.0	49	113	.434	0	0	.000	35	61	.574	38	54	92	3.5	33	0	1	30	21	12	133	5.1
32	Meme Garner	31	0	354	11.4	44	126	.349	27	69	.391	16	24	.667	19	46	65	2.1	34	0	12	30	6	11	131	4.2
10	Jada Graves	33	0	451	13.7	42	119	.353	14	50	.280	34	63	.540	21	50	71	2.2	61	0	25	37	7	39	132	4.0
12	Lenaira Ruffin	34	2	493	14.5	36	106	.340	3	24	.125	21	31	.677	51	64	115	3.4	45	0	12	19	3	31	96	2.8
33	Maddie McCallie	33	2	445	13.5	26	83	.313	15	55	.273	5	8	.625	7	39	46	1.4	29	0	11	16	2	7	72	2.2
24	Madison Wilder	14	0	93	6.6	9	27	.333	2	12	.167	7	9	.778	7	13	20	1.4	12	0	3	10	4	1	27	1.9
22	Lexi Mercer	15	0	102	6.8	7	23	.304	3	16	.188	3	6	.500	1	9	10	0.7	9	0	5	7	3	5	20	1.3
TM	TEAM.....														70	79	149	4.4	0			9			0	
	TOTAL	34				885	2072	.427	178	556	.320	451	717	.629	522	895	1417	41.7	609	12	453	500	146	272	2399	70.6
	OPPONENTS	34				689	1934	.356	173	598	.289	456	618	.738	413	789	1202	35.4	691	-	364	536	103	246	2007	59.0

SCORE BY PERIODS:	1st	2nd	3rd	4th	TOTAL
Elon	576	574	629	620	2399
Opponents	466	455	506	580	2007

INDIVIDUAL STATISTICS - CAA GAMES

#	Player	GP	GS	Min	Avg	FG	FGA	Pct	3FG	FGA	Pct	FT	FTA	Pct	Off	Def	Tot	Avg	PF	FO	A	TO	Blk	Stl	Pts	Avg
11	Jenifer Rhodes	18	18	358	19.9	99	191	.518	0	0	.000	17	40	.425	46	58	104	5.8	40	0	10	38	11	8	215	11.9
3	Lauren Brown	18	18	512	28.4	67	171	.392	31	91	.341	47	69	.681	8	21	29	1.6	27	0	27	21	3	20	212	11.8
5	Shay Burnett	18	16	565	31.4	67	169	.396	18	56	.321	56	88	.636	65	78	143	7.9	47	1	95	50	3	25	208	11.6
44	Malaya Johnson	18	16	527	29.3	77	142	.542	2	7	.286	34	46	.739	45	93	138	7.7	50	2	12	36	37	17	190	10.6
2	Essence Baucom	18	18	537	29.8	54	155	.348	6	30	.200	32	50	.640	27	48	75	4.2	44	3	65	37	3	16	146	8.1
32	Meme Garner	15	0	180	12.0	24	68	.353	13	35	.371	10	14	.714	9	21	30	2.0	14	0	6	18	5	4	71	4.7
12	Lenaira Ruffin	18	2	284	15.8	20	61	.328	2	10	.200	14	21	.667	39	43	82	4.6	27	0	7	13	1	20	56	3.1
34	Ra'Shika White	14	0	100	7.1	11	38	.289	0	0	.000	12	21	.571	14	20	34	2.4	11	0	0	11	9	5	34	2.4
33	Maddie McCallie	18	2	242	13.4	16	49	.327	9	30	.300	2	4	.500	4	22	26	1.4	13	0	7	7	1	5	43	2.4
10	Jada Graves	17	0	199	11.7	11	40	.275	2	15	.133	16	27	.593	11	21	32	1.9	25	0	10	14	3	12	40	2.4
24	Madison Wilder	8	0	52	6.5	5	16	.313	1	7	.143	2	3	.667	3	6	9	1.1	6	0	1	7	3	0	13	1.6
22	Lexi Mercer	6	0	44	7.3	3	11	.273	1	7	.143	2	4	.500	0	6	6	1.0	4	0	2	6	1	3	9	1.5
TM	TEAM.....														42	32	74	4.1	0			4			0	
	TOTAL	18				454	1111	.409	85	288	.295	244	387	.630	313	469	782	43.4	308	6	242	262	80	135	1237	68.7
	OPPONENTS	18				353	1004	.352	86	293	.294	224	298	.752	208	417	625	34.7	372	-	193	284	63	131	1016	56.4

SCORE BY PERIODS:	1st	2nd	3rd	4th	TOTAL
Elon	301	305	318	313	1237
Opponents	254	214	258	290	1016

INDIVIDUAL STATISTICS - NON-CONFERENCE GAMES

#	Player	GP	GS	Min	Avg	FG	FGA	Pct	3FG	FGA	Pct	FT	FTA	Pct	Off	Def	Tot	Avg	PF	FO	A	TO	Blk	Stl	Pts	Avg
5	Shay Burnett	16	16	464	29.0	73	137	.533	21	43	.488	44	66	.667	36	68	104	6.5	42	2	62	54	3	29	211	13.2
3	Lauren Brown	16	16	437	27.3	69	166	.416	28	77	.364	34	40	.850	7	25	32	2.0	24	0	26	23	6	7	200	12.5
2	Essence Baucom	16	16	444	27.8	55	123	.447	7	20	.350	31	49	.633	19	34	53	3.3	39	2	63	33	3	21	148	9.3
11	Jenifer Rhodes	15	15	316	21.1	59	126	.468	0	2	.000	20	46	.435	30	59	89	5.9	35	1	8	28	14	13	138	9.2
34	Ra'Shika White	12	1	159	13.3	38	75	.507	0	0	.000	23	40	.575	24	34	58	4.8	22	0	1	19	12	7	99	8.3
44	Malaya Johnson	16	16	443	27.7	52	95	.547	1	4	.250	15	21	.714	25	57	82	5.1	38	1	16	22	17	10	120	7.5
10	Jada Graves	16	0	252	15.8	31	79	.392	12	35	.343	18	36	.500	10	29	39	2.4	36	0	15	23	4	27	92	5.8
32	Meme Garner	16	0	174	10.9	20	58	.345	14	34	.412	6	10	.600	10	25	35	2.2	20	0	6	12	1	7	60	3.8
12	Lenaira Ruffin	16	0	209	13.1	16	45	.356	1	14	.071	7	10	.700	12	21	33	2.1	18	0	5	6	2	11	40	2.5
24	Madison Wilder	6	0	41	6.8	4	11	.364	1	5	.200	5	6	.833	4	7	11	1.8	6	0	2	3	1	1	14	2.3
33	Maddie McCallie	15	0	203	13.5	10	34	.294	6	25	.240	3	4	.750	3	17	20	1.3	16	0	4	9	1	2	29	1.9
22	Lexi Mercer	9	0	58	6.4	4	12	.333	2	9	.222	1	2	.500	1	3	4	0.4	5	0	3	1	2	2	11	1.2
TM	TEAM.....														28	47	75	4.7	0			5			0	
	TOTAL	16				431	961	.448	93	268	.347	207	330	.627	209	426	635	39.7	301	6	211	238	66	137	1162	72.6
	OPPONENTS	16				336	930	.361	87	305	.285	232	320	.725	205	372	577	36.1	319	-	171	252	40	115	991	61.9

SCORE BY PERIODS:	1st	2nd	3rd	4th	TOTAL
Elon	275	26			

TEAM & INDIVIDUAL SUPERLATIVES

TEAM	ELON HIGH	ELON LOW	OPP. HIGH	OPP. LOW
Points scored	93 vs. King (12/28)	48 at Drexel (1/6)	78 by North Carolina (12/4) 78 by Wake Forest (11/26)	42 by Delaware (1/8)
Margin of victory	46 (93-47) vs. King (12/28)	2 (60-58) at William & Mary (1/22/17) 2 (67-65) at Towson (2/26/17)	15 (71-56) by Green Bay (11/11/16)	5 (68-63) by North Carolina (12/4/16)
Field goals	35 vs. William & Mary (3/10)	18 at Drexel (1/6)	31 by North Carolina (12/4)	14 by East Tennessee St. (12/17)
Field goal attempts	77 vs. Delaware (1/8)	46 at Drexel (1/6)	79 by James Madison (3/11)	49 by Central Michigan (11/19)
Field goal percentage	.565 (35-62) vs. William & Mary (3/10)	.302 (19-63) at James Madison (2/12)	.517 (31-60) by North Carolina (12/4)	.228 (18-79) by James Madison
3-point field goals	12 at Green Bay (11/11)	2 vs. Wake Forest (11/26) 2 at Hofstra (1/29)	11 by Drexel (1/15)	2 by Towson (2/3) 2 by James Madison (2/12)
3-point FG attempts	31 at Green Bay (11/11)	8 vs. Wake Forest (11/26)	32 by Akron (12/21)	8 by William & Mary (1/22)
3-point FG percentage	.529 at Central Michigan (11/19)	.107 vs. James Madison (1/20)	.563 by James Madison (1/20)	.111 by James Madison (2/12)
Free throws	23 at Georgia State (12/22)	3 vs. College of Charleston (1/2)	23 by Duke (12/8)	6 by Delaware (1/8)
Free throw attempts	34 at College of Charleston (1/13) 34 at James Madison (3/11)	8 at Central Michigan (11/19) 8 at North Carolina (12/4)	33 by James Madison (1/20)	7 by Hofstra (2/16)
Free throw percentage	.900 at William & Mary (1/22)	.273 vs. College of Charleston (1/2)	1.000, four times (last - Hofstra, 2/16)	.478 by College of Charleston (1/13)
Total rebounds	62 vs. Delaware (1/8)	25 at Drexel (1/6)	47 by James Madison (2/12)	22 by Central Michigan (11/19) 22 by William & Mary (3/10)
Rebounding margin	+30 vs. Delaware (1/8)	0 at No. 21 Duke (12/8) 0 at Hofstra (1/29)	+14 by Drexel (1/6)	0 at No. 21 Duke (12/8) 0 at Hofstra (1/29)
Personal fouls	28 at Georgia State (12/22)	11 vs. Akron (12/21) 11 at UNCW (2/5)	27, six times (last - James Madison, 3/11)	10 by Central Michigan (11/19)
Assists	22 vs. Towson (2/3)	7 vs. Wake Forest (11/26)	20 by West Virginia (3/17)	4 by Eastern Washington (11/18) 4 by King (12/28)
Turnovers	27 at Green Bay (11/11)	7 vs. Northeastern (2/10)	22 by King (12/28) 22 by James Madison (2/12)	11, four times (last - West Virginia, 3/17)
Blocked shots	12 vs. King (12/28)	1, four times (last - West Virginia, 3/17)	8 by William & Mary (1/22)	0, four times (last - West Virginia, 3/17)
Steals	14 vs. Hofstra (2/16)	3 at Northeastern (1/27)	14 by William & Mary (1/22)	3 by Bucknell (11/22) 3 by Northeastern (1/27)
Double-figure scorers	5 vs. James Madison (1/20)	1 at Duke (12/8/16)	5 by Wake Forest (11/26)	1, eight times (last - James Madison (3/11)
Players to score	12 vs. King (12/28)	6, two times (last - vs. Hofstra, 2/16)	12 by UNCW (3/1)	6, three times (last - William & Mary, 1/22)

INDIVIDUAL

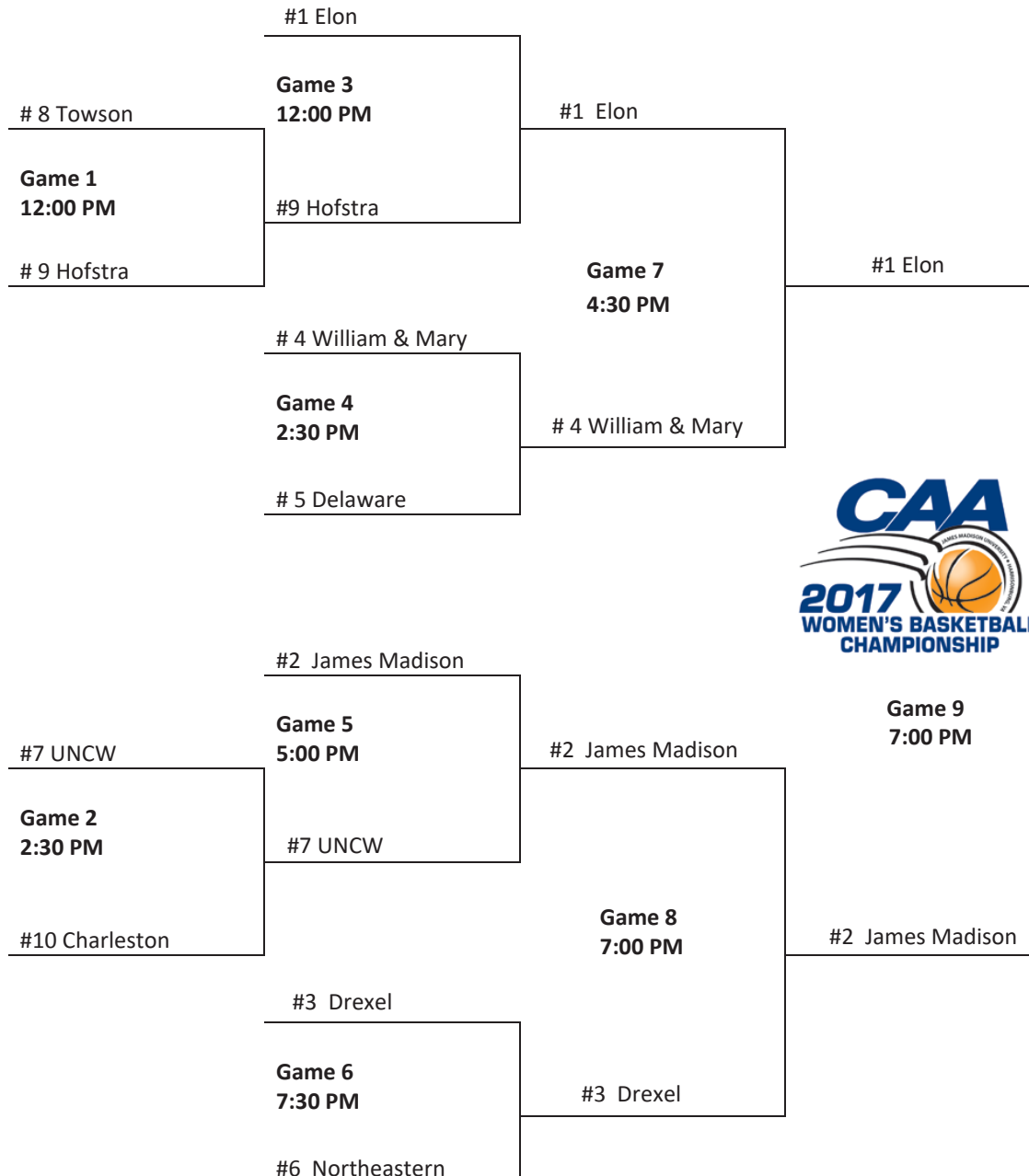
	ELON	OPPONENT
Points scored	27, Lauren Brown vs. Hofstra (2/16/17)	41, Precious Hall of James Madison (1/20/17)
Total rebounds	15, Shay Burnett vs. Delaware (1/8/17)	12, Nicole Enabosi of Delaware (2/24/17) 12, Savannah Felgemacher of James Madison (2/12/17) 12, Sandra Dongmo of Hofstra (1/29/17) 12, Jessica Lindstrom of Green Bay (11/11/16)
Field goals	10, Lauren Brown vs. William & Mary (3/10/17) 10, Jenifer Rhodes vs. UNCW (3/1/17)	13, Precious Hall of James Madison (1/20/17)
Field goal attempts	19, Lauren Brown vs. West Virginia (3/17/17)	33, Precious Hall of James Madison (3/11/17)
Field goal percentage (min. 5 made)	.889 (8-9), Malaya Johnson vs. College of Charleston (1/2/17) .889 (8-9), Ra'Shika White at North Carolina (12/4/16)	.833 (5-6), Maia Lee of Towson (2/26/17)
3-Point field goals	5, Lauren Brown at College of Charleston (1/13/17)	6, Precious Hall of James Madison (1/20/17) 6, Jessica Pellechio of Drexel, 1/15/17
3-point field goal attempts	11, Lauren Brown at Green Bay (11/11/16)	13, Makeba Ponder of Georgia State (12/22/17)
3-point FG percentage (min. 3 made)	1.000 (3-3), Essence Baucom vs. Hofstra (3/9/17) 1.000 (3-3), Maddie McCallie vs. Drexel (1/15/17)	.800 (4-5), Katrina Pardee of West Virginia (3/17/17) .800 (4-5), Maureen Taggart of Northeastern (2/10/17)
Free throws	8, Lauren Brown vs. UNCW (3/1/17) 8, Jada Graves at College of Charleston (1/13/17)	11, Cassie Breen of Central Michigan (11/19/17)
Free throw attempts	10, Shay Burnett at Towson (2/26/17) 10, Shay Burnett vs. James Madison (1/20/17) 10, Jada Graves at College of Charleston (1/13/17)	12, Cassie Breen of Central Michigan (11/19/17)
Free throw percentage (min. 6 made)	1.000 (7-7), Lauren Brown vs. Bucknell (11/22/16) 1.000 (6-6), Essence Baucom at Georgia State (12/22/16) 1.000 (6-6), Lauren Brown vs. Wake Forest (11/26/16)	1.000 (9-9), Precious Hall of James Madison (3/11/17) 1.000 (8-8), Claudia Ortiz of Northeastern (1/27/17) 1.000 (8-8), Hannah Plybon of Akron (12/21/16) 1.000 (8-8), Lexie Brown of Duke (12/8/17) 1.000 (7-7), Amber Campbell of Wake Forest (11/26/17) 1.000 (7-7), Delaney Hodgins of Eastern Washington (11/18/17) 1.000 (6-6), Erika Brown of Delaware (2/24/17) 1.000 (6-6), Ashunae Durant of Hofstra (2/16/17) 1.000 (6-6), Sianni Martin of Towson (2/3/17) 1.000 (6-6), Breanna Bolden of College of Charleston (1/2/17)
Assists	9, Shay Burnett vs. Drexel (1/15/17)	9, Jasmine Steele of UNCW (2/5/17)
Steals	6, Shay Burnett vs. Akron (12/21)	4, 11 players (last - Ashunae Durant of Hofstra, 3/9/17)
Turnovers	12, Shay Burnett at North Carolina (12/4/16)	8, Krystal Luciano of Hofstra (2/16/17)
Blocked Shots	6, Malaya Johnson vs. Towson (2/3/17)	5, Abby Rendle of William & Mary (1/22/17)

COLONIAL ATHLETIC ASSOCIATION

TEAM	W	L	PCT	HM	RD	W	L	PCT	HM	RD	NEU	STRK
Elon	16	2	.889	8-1	8-1	27	7	.794	11-2	11-4	5-1	L1
James Madison	15	3	.833	7-2	8-1	26	9	.743	13-4	11-3	2-2	L1
Drexel	11	7	.611	7-2	4-5	22	11	.667	13-3	6-7	3-1	L1
Delaware	10	8	.556	5-4	5-4	16	14	.533	9-7	7-4	0-3	L1
William & Mary	9	9	.500	5-4	4-5	20	11	.645	11-5	8-5	1-1	L1
Northeastern	8	10	.444	5-4	3-6	12	19	.387	7-6	5-9	0-4	L1
Charleston	6	12	.333	5-4	1-8	9	21	.300	5-8	4-12	0-1	L5
Hofstra	5	13	.278	3-6	2-7	13	18	.419	7-7	5-10	1-1	L1
Towson	5	13	.278	3-6	2-7	12	18	.400	8-8	4-9	0-1	L3
UNCW	5	13	.278	3-6	2-7	11	20	.355	6-9	4-11	1-0	L1

*Prior to seeding the 2017 CAA Women's Basketball Championship, UNCW and William & Mary were awarded one additional win and one less loss on their conference records and Charleston was docked two wins and given two additional losses based on a previous CAA ruling.

2017 CAA WOMEN'S BASKETBALL TOURNAMENT



GAME-BY-GAME STATISTICS

ELON

Opponent	Date	Score	W/L	FG	FGA	Pct	3FG	3FGA	Pct	FT	FTA	Pct	Off	Def	Tot	Avg	PF	A	TO	Blk	Stl	Pts	Avg
at Green Bay	11/11/16	56-71	L	20	52	.385	12	31	.387	4	9	.444	12	18	30	30.0	26	13	27	3	6	56	56.0
Rutgers	11/14/16	66-54	W	24	63	.381	9	26	.346	9	22	.409	20	35	55	42.5	20	14	13	1	6	66	61.0
vs Eastern Washington	11/18/16	76-55	W	26	59	.441	8	21	.381	16	27	.593	12	30	42	42.3	13	13	16	5	9	76	66.0
at Central Michigan	11/19/16	71-57	W	28	53	.528	9	17	.529	6	8	.750	9	26	35	40.5	16	12	15	2	4	71	67.2
Bucknell	11/22/16	64-58	W	25	61	.410	3	13	.231	11	18	.611	15	21	36	39.6	21	9	10	3	7	64	66.6
Wake Forest	11/26/16	68-78	L	24	60	.400	2	8	.250	18	25	.720	12	19	31	38.2	24	7	12	5	9	68	66.8
at North Carolina	12/04/16	73-78	L	31	68	.456	5	23	.217	6	8	.750	16	26	42	38.7	16	18	20	4	9	73	67.7
at #21/21 Duke	12-8-16	61-68	L	22	67	.328	7	19	.368	10	16	.625	18	21	39	38.8	20	10	17	6	11	61	66.9
at ETSU	12/17/16	79-51	W	29	54	.537	5	13	.385	16	31	.516	6	37	43	39.2	26	12	14	4	13	79	68.2
vs Akron	12/21/16	65-62	W	24	66	.364	4	18	.222	13	20	.650	13	29	42	39.5	11	13	15	3	8	65	67.9
at Georgia State	12/22/16	84-67	W	29	65	.446	3	16	.188	23	30	.767	20	22	42	39.7	28	18	13	6	9	84	69.4
King	12/28/16	93-47	W	34	64	.531	6	12	.500	19	30	.633	15	31	46	40.2	13	17	10	12	13	93	71.3
Charleston	01/02/17	70-57	W	31	70	.443	5	20	.250	3	11	.273	16	29	45	40.6	16	17	14	7	4	70	71.2
at Drexel	1/6/17	48-45	W	18	46	.391	3	12	.250	9	15	.600	10	15	25	39.5	13	9	13	1	11	48	69.6
Delaware	01/08/17	69-42	W	27	77	.351	4	16	.250	11	15	.733	25	37	62	41.0	17	12	12	4	7	69	69.5
at Charleston	01/13/17	84-56	W	28	67	.418	6	14	.429	22	34	.647	19	31	50	41.6	18	16	13	3	11	84	70.4
Drexel	01/15/17	75-65	W	26	56	.464	7	14	.500	16	27	.593	21	21	42	41.6	17	17	15	3	8	75	70.7
James Madison	01/20/17	70-76	L	25	75	.333	3	28	.107	17	26	.654	23	25	48	41.9	25	9	17	4	6	70	70.7
at William & Mary	1/22/17	60-58	W	23	54	.426	5	11	.455	9	10	.900	15	19	34	41.5	12	11	17	8	6	60	70.1
at Northeastern	01/27/17	76-65	W	28	58	.483	6	18	.333	14	21	.667	15	25	40	41.5	20	13	13	2	3	76	70.4
at Hofstra	01/29/17	64-53	W	26	58	.448	2	17	.118	10	18	.556	15	25	40	41.4	23	16	18	2	7	64	70.1
Towson	02/03/17	83-55	W	28	65	.431	10	23	.435	17	31	.548	22	28	50	41.8	22	22	17	9	9	83	70.7
at UNCW	02/05/17	66-56	W	26	63	.413	7	18	.389	7	14	.500	17	28	45	41.9	11	14	13	1	8	66	70.5
Northeastern	02/10/17	70-58	W	25	66	.379	4	16	.250	16	22	.727	16	29	45	42.0	17	10	7	11	5	70	70.5
at James Madison	02/12/17	54-61	L	19	63	.302	3	17	.176	13	20	.650	16	22	38	41.9	15	8	18	2	9	54	69.8
Hofstra	02/16/17	72-61	W	23	56	.411	5	14	.357	21	29	.724	17	20	37	41.7	12	12	17	2	14	72	69.9
William & Mary	02/19/17	70-47	W	25	65	.385	3	14	.214	17	23	.739	19	36	55	42.2	18	14	19	8	5	70	69.9
at Delaware	2/24/17	57-48	W	20	55	.364	4	10	.400	13	18	.722	11	28	39	42.1	18	12	10	3	7	57	69.4
at Towson	02/26/17	67-65	W	25	53	.472	4	13	.308	13	27	.481	16	23	39	42.0	20	13	19	6	6	67	69.3
UNCW	03/01/17	82-48	W	31	64	.484	4	13	.308	16	26	.615	20	28	48	42.2	14	17	10	4	9	82	69.8
vs Hofstra	03/09/17	78-50	W	30	57	.526	6	15	.400	12	16	.750	11	28	39	42.1	14	14	18	4	9	78	70.0
vs William & Mary	03/10/17	88-60	W	35	62	.565	5	11	.455	13	23	.565	17	25	42	42.1	14	17	11	2	8	88	70.6
vs James Madison	03/11/17	78-60	W	26	49	.531	5	10	.500	21	34	.618	7	35	42	42.1	24	12	14	5	10	78	70.8
vs West Virginia	03/17/17	62-75	L	24	61	.393	4	15	.267	10	13	.769	6	23	29	41.7	15	12	13	1	6	62	70.6
ELON		2399		885	2072	.427	178	556	.320	451	717	.629	522	895	1417	41.7	609	453	500	146	272	2399	70.6
OPPONENTS		2007		689	1934	.356	173	598	.289	456	618	.738	413	789	1202	35.4	691	364	536	103	246	2007	59.0

OPPONENT

Opponent	Date	Score	W/L	FG	FGA	Pct	3FG	3FGA	Pct	FT	FTA	Pct	Off	Def	Tot	Avg	PF	A	TO	Blk	Stl	Pts	Avg
at Green Bay	11/11/16	56-71	L	26	58	.448	4	19	.211	15	20	.750	16	23	39	39.0	14	15	15	5	12	71	71.0
Rutgers	11/14/16	66-54	W	18	60	.300	4	19	.211	14	20	.700	12	25	37	38.0	19	8	11	2	9	54	62.5
vs Eastern Washington	11/18/16	76-55	W	20	62	.323	4	16	.250	11	13	.846	13	26	39	38.3	24	4	18	0	6	55	60.0
at Central Michigan	11/19/16	71-57	W	20	49	.408	4	18	.222	13	18	.722	6	16	22	34.2	10	7	12	2	9	57	59.2
Bucknell	11/22/16	64-58	W	16	50	.320	6	17	.353	20	25	.800	17	25	42	35.8	19	6	18	2	3	58	59.0
Wake Forest	11/26/16	68-78	L	27	53	.509	4	10	.400	20	30	.667	12	26	38	36.2	22	12	16	3	7	78	62.2
at North Carolina	12/04/16	73-78	L	31	60	.517	8	24	.333	8	14	.571	7	21	28	35.0	14	16	15	4	6	78	64.4
at #21/21 Duke	12-8-16	61-68	L	20	50	.400	5	9	.556	23	30	.767	10	29	39	35.5	22	11	17	5	8	68	64.9
at ETSU	12/17/16	79-51	W	14	60	.233	5	28	.179	18	26	.692	15	26	41	36.1	23	8	19	1	9	51	63.3
vs Akron	12/21/16	65-62	W	21	59	.356	10	32	.313	10	10	1.000	8	31	39	36.4	19	15	19	2	4	62	63.2
at Georgia State	12/22/16	84-67	W	23	63	.365	5	17	.294	16	28	.571	23	18	41	36.8	27	13	17	4	5	67	63.5
King	12/28/16	93-47	W	17	58	.293	4	18	.222	9	16	.563	12	21	33	36.5	27	4	22	1	5	47	62.2
Charleston	01/02/17	70-57	W	22	69	.319	3	13	.231	10	13	.769	19	27	46	37.2	13	11	14	4	9	57	61.8
at Drexel	1/6/17	48-45	W	15	51	.294	4	19	.211	11	11	1.000	18	21	39	37.4	15	9	17	1	6	45	60.6
Delaware	01/08/17	69-42	W	16	57	.281	4	11	.364	6	9	.667	4	28	32	37.0	17	8	13	6	7	42	59.3
at Charleston	01/13/17	84-56	W	21	55	.382	3	14	.214	11	23	.478	8	27	35	36.9	27	15	20	4	4	56	59.1
Drexel	01/15/17	75-65	W	21	52	.404	11	26	.423	12	12	1.000	10	15	25	36.2	27	15	14	1	6	65	59.5
James Madison	01/20/17	70-76	L	23	51	.451	9	16	.563	21	33	.636	9	32	41	36.4	25	10	20	5	9	76	60.4
at William & Mary	1/22/17	60-58	W	23	53	.434	3	8	.375	9	14	.643	13	17	30	36.1	17	15	14	8	14	58	60.3
at Northeastern	01/27/17	76-65	W	18	52	.346	7	21	.333	22	26	.846	10	18	28	35.7	23	8	13	0	3	65	60.5
at Hofstra	01/29/17	64-53	W	16	60	.267	5	24	.208	16	21	.762	20	20	40	35.9	20	13	17	2	9	53	60.1
Towson	02/03/17	83-55	W	16	50	.320	2	15	.133	21	26	.808	9	21	30	35.6	25	7	18	5	10	55	59.9
at UNCW	02/05/17	66-56	W	22	54	.407	5	18	.278	7	10	.700	5	25	30	35.4	12	12	12	4	4	56	59.7
Northeastern	02/10/17	70-58	W	21	58	.362	7	17	.412	9	16	.563	11	27	38	35.5	19	9	12	3	4	58	59.7
at James Madison	02/12/17	54-61	L	23	60	.383	2	18	.111	13	16	.813	16	31	47	36.0	22	10	22	4	11	61	59.7
Hofstra	02/1																						

GAME-BY-GAME BOX SCORES

GAME 1

NOVEMBER 11, 2016



ELON GREEN BAY

56
71

Kress Center | Green Bay, Wisconsin
Preston WWIT

Elon 56 • 0-1

#	Player	FG	FGA	FT	FTA	Off	Def	PF	TP	A	T	Bk	Stl	Min
02	Baucm, Essence	1-5	0-2	0-0	0	1	1	5	2	4	4	0	1	26
03	Brown, Lauren	6-15	4-11	1-1	1	1	2	17	4	5	1	0	29	
05	Burnett, Shay	3-8	1-3	2-3	0	1	1	4	9	2	6	0	25	
11	Rhodes, Jenifer	2-4	0-0	1-1	3	10	13	5	5	0	2	1	20	
44	Johnson, Malaya	1-4	0-0	0-0	2	3	3	2	2	3	1	0	34	
19	Graves, Jada	4-8	4-7	0-2	0	0	2	12	1	2	0	3	16	
13	Ruffin, Lenaira	0-2	0-2	0-0	1	1	2	0	0	0	0	0	15	
22	Mercer, Lexi	0-1	0-1	0-0	0	0	0	0	0	0	0	0	4	
12	Garner, Meme	3-4	3-4	0-0	1	0	1	9	0	2	0	1	19	
33	McCallie, Maddie	0-1	0-1	0-0	0	1	1	0	0	2	0	0	12	
	Team				5	2	7							
	Totals	20-52	12-31	4-9	12	18	30	26	56	13	27	3	6	200

1st FG %: 21.2 16.7% 2nd: 21.2 16.7% 3rd: 61.3 69.2% 4th: 11.5 46.2% Game: 26.3 38.5% Deadead Rebounds 2
 3FG %: 0.0 0.0% 2FG %: 6.9 66.7% 1st 100.0% 2nd 100.0% 3rd 100.0% 4th 100.0% 5th 100.0% 6th 100.0% 7th 100.0% 8th 100.0% 9th 100.0% 10th 100.0% 11th 100.0% 12th 100.0%

Green Bay 71 • 1-0

#	Player	FG	FGA	FT	FTA	Off	Def	PF	TP	A	T	Bk	Stl	Min
05	JAMES, Laken	0-2	0-2	2-2	1	3	4	0	2	0	1	0	2	12
10	KRAKER, Mehryn	6-14	1-5	5-6	3	1	4	1	22	5	2	1	37	
21	LINDSTROM, Jessica	1-11	2-5	0-0	2	10	12	3	12	0	4	2	37	
24	LECLAIRE, Allie	4-11	1-5	3-6	0	2	2	3	12	1	2	0	30	
03	TERRY, Sam	0-2	0-0	2-2	1	0	1	0	2	1	0	0	9	
01	WELNITZ, Jen	5-8	0-1	0-0	0	3	3	10	5	0	1	4	30	
03	WURTZ, Frankie	0-2	0-1	2-2	0	0	0	2	0	1	0	0	9	
17	HIBERN, Cathryn	1-3	0-0	0-0	0	0	0	0	0	0	0	0	26	
33	WITZLER, Lexi	1-2	0-0	0-0	4	2	3	1	1	0	0	0	15	
42	WOLF, Mackenzie	0-0	0-0	0-0	0	0	0	0	0	0	0	0	1	
44	DIER, Anna	0-0	0-0	0-0	0	0	0	0	0	0	0	0	1	
13	WOLF, Madison	0-0	0-0	1-2	2	1	3	1	7	1	2	1	13	
	Team				3	1	4							
	Totals	26-58	4-19	15-20	16	23	39	74	115	15	5	12	200	

1st FG %: 5.6 31.3% 2nd: 8.1 57.1% 3rd: 8.7 47.1% 4th: 5.1 45.5% Game: 26.58 44.4% Deadead Rebounds 3
 3FG %: 0.0 0.0% 2FG %: 8.1 81.3% 1st 100.0% 2nd 100.0% 3rd 100.0% 4th 100.0% 5th 100.0% 6th 100.0% 7th 100.0% 8th 100.0% 9th 100.0% 10th 100.0% 11th 100.0% 12th 100.0%

Officials: Scott Dubowitz, Erin Rickard, Dawn Humphrey
 Technical fouls: Elon-None, Green Bay-None.
 Attendance: 2019
 WIT Found: 1

Score by periods	1st	2nd	3rd	4th	Total
Elon	5	4	26	21	56
Green Bay	12	22	19	18	71

Last FG - ELON 4th-00:35, GB 4th-00:13.
 Largest lead - ELON by 20:58-09:09, GB by 25:26-09:09.
 ELON led for 00:41, GB led for 36:03. Game was tied for 03:14.
 Score tied - 1 time.
 Lead changed - 1 time.

GAME 2

NOVEMBER 14, 2016



RUTGERS ELON

54
66

Alumni Gym | Elon, North Carolina

Rutgers 54 • 0-2

#	Player	FG	FGA	FT	FTA	Off	Def	PF	TP	A	T	Bk	Stl	Min
22	Kandis Barber	3-10	0-0	0-0	3	4	9	0	3	3	0	1	34	
40	Victoria Harris	0-1	0-0	0-0	2	2	4	3	0	0	1	1	15	
04	Kate Hill	1-8	1-4	0-0	1	3	4	0	3	0	0	0	18	
05	Shrita Parker	4-10	2-6	5-6	2	4	6	15	3	2	0	0	38	
12	Khadizha Sanders	3-15	0-7	5-6	0	3	3	1	11	4	2	0	4	
01	Jaziynd Rollins	2-4	0-0	1-2	2	0	2	3	5	0	0	0	22	
11	Aiyah Jeanes	1-4	1-2	0-0	0	4	2	3	1	2	1	3	18	
22	Desiree Keeling	4-6	0-0	0-2	3	5	8	0	1	0	0	0	14	
44	Jordan Wallace	0-2	0-0	0-0	1	0	1	0	1	0	1	0	3	
	Team				1	1	2							
	Totals	18-60	4-19	14-20	12	25	37	19	54	8	11	2	9	200

1st FG %: 4.3 30.8% 2nd: 2.6 12.5% 3rd: 6.1 46.2% 4th: 6.18 33.3% Game: 18.60 30.0% Deadead Rebounds 1
 3FG %: 0.0 20.0% 2FG %: 0.4 8.0% 1st 100.0% 2nd 100.0% 3rd 100.0% 4th 100.0% 5th 100.0% 6th 100.0% 7th 100.0% 8th 100.0% 9th 100.0% 10th 100.0% 11th 100.0% 12th 100.0%

Elon 66 • 1-1

#	Player	FG	FGA	FT	FTA	Off	Def	PF	TP	A	T	Bk	Stl	Min
11	Rhodes, Jenifer	1-8	0-0	4-6	2	3	5	4	6	0	2	0	1	21
44	Johnson, Malaya	0-1	0-0	2-2	2	5	7	2	4	0	3	0	27	
02	Baucm, Essence	3-7	1-2	0-6	4	3	7	3	7	4	2	0	24	
03	Brown, Lauren	5-13	3-10	0-0	0	3	3	0	13	1	2	0	36	
05	Burnett, Shay	7-11	4-5	2-2	3	6	9	1	20	4	1	0	33	
10	Graves, Jada	2-5	1-3	0-4	1	3	4	4	5	1	1	0	15	
12	Ruffin, Lenaira	0-2	0-2	0-0	0	0	0	0	0	0	0	0	1	
22	Garner, Meme	0-4	0-2	1-2	1	2	3	1	2	1	1	0	12	
33	McCallie, Maddie	0-2	0-2	0-0	1	3	4	2	0	0	0	0	21	
34	White, Ra/Shika	5-10	0-0	0-0	6	1	7	3	10	0	1	0	10	
	Team				0	6	6							
	Totals	24-63	9-26	9-22	20	35	55	20	66	14	13	1	6	200

1st FG %: 6.18 33.3% 2nd: 7.18 38.9% 3rd: 8.18 50.0% 4th: 3.18 27.3% Game: 24.63 38.4% Deadead Rebounds 1
 3FG %: 0.0 100.0% 2FG %: 2.6 25.0% 1st 100.0% 2nd 100.0% 3rd 100.0% 4th 100.0% 5th 100.0% 6th 100.0% 7th 100.0% 8th 100.0% 9th 100.0% 10th 100.0% 11th 100.0% 12th 100.0%

Officials: Eric Brunton, Talisa Green, Dawn Humphrey
 Technical fouls: Rutgers-None, Elon-None.
 Attendance: 983

Score by periods	1st	2nd	3rd	4th	Total
Rutgers	15	5	17	17	54
Elon	18	17	21	10	66

Last FG - RU 4th-04:23, ELON 4th-01:17.
 Largest lead - RU by 1 1st-02:03, ELON by 27 3rd-05:23.
 RU led for 00:15, ELON led for 38:44. Game was tied for 01:01.
 Score tied - 0 times.
 Lead changed - 2 times.

GAME 4

NOVEMBER 19, 2016



ELON CENTRAL MICH.

71
57

McGuirk Arena | Mount Pleasant, Michigan
Preston WWIT

Elon 71 • 3-1

#	Player	FG	FGA	FT	FTA	Off	Def	PF	TP	A	T	Bk	Stl	Min
02	Baucm, Essence	2-5	0-1	0-0	1	3	4	2	4	1	1	0	0	21
03	Brown, Lauren	2-5	1-3	0-0	1	1	2	1	5	4	3	0	0	29
05	Burnett, Shay	3-4	1-2	1-2	0	2	2	1	8	4	1	0	26	
11	Rhodes, Jenifer	8-17	0-0	1-2	2	7	9	2	17	0	1	0	31	
44	Johnson, Malaya	4-6	1-1	0-0	2	6	8	1	9	2	2	0	32	
10	Graves, Jada	6-10	4-5	4-4	2	2	4	20	1	4	0	0	23	
13	Ruffin, Lenaira	0-0	0-0	0-0	0	1	0	0	0	0	0	0	26	
22	Mercer, Lexi	0-0	0-0	0-0	0	0	0	0	0	0	0	0	1	
12	Garner, Meme	2-3	2-3	0-0	0	3	2	6	0	1	0	1	14	
33	McCallie, Maddie	0-2	0-2	0-0	0	1	2	0	0	1	0	0	14	
34	White, Ra/Shika	1-1	0-0	0-0	0	0	0	2	0	1	0	0	4	
	Team				0	1	1							
	Totals	28-53	9-17	6-8	9	26	35	16	71	12	2	4	200	

1st FG %: 9.14 64.7% 2nd: 6.13 33.3% 3rd: 7.13 50.0% 4th: 6.16 37.5% Game: 26.49 40.8% Deadead Rebounds 2
 3FG %: 0.0 50.0% 2FG %: 5.0 50.0% 1st 100.0% 2nd 100.0% 3rd 100.0% 4th 100.0% 5th 100.0% 6th 100.0% 7th 100.0% 8th 100.0% 9th 100.0% 10th 100.0% 11th 100.0% 12th 100.0%

Central Michigan 57 • 1-2

#	Player	FG	FGA	FT	FTA	Off	Def	PF	TP	A	T	Bk	Stl	Min
02	MOORE, Tinara	4-10	0-0	0-2	0	2	2	8	0	0	1	1	25	
03	HUDSON, Presley	3-8	2-7	0-0	0	0	1	8	2	3	0	1	39	
05	SWARY, Aleah	0-3	0-1	0-0	0	0	0	2	3	1	1	0	20	
10	BREEN, Cassie	4-14	2-9	11-12	0	2	2	0	21	0	1	0	35	
11	FROST, Reyna	1-3	0-1	0-0	2	4	6	2	2	0	2	0	26	
12	CORLEY, Amani	1-2	0-0	2-2	0	0	0	1	2	3	1	0	27	
20	COTTON, Jewel	7-9	0-0	0-2	2	6	8							



GAME-BY-GAME BOX SCORES

GAME 7

DECEMBER 4, 2016

ELON NORTH CAROLINA 73
78

Carmichael Arena | Chapel Hill, North Carolina

Elon 73 • 4-3

#	Player	Total FG-FGA	3-Ptr FG-FGA	Rebounds FT-FTA	Off Def Tot	PF	TP	A	T	Bk	Stl	Min
11	Rhodes, Jennifer	7-13	0-0	0-0	0 1 1	3	6	1	0	0	0	16
44	Johnson, Malaya	7-11	0-0	0-0	1 6 7	2	6	0	4	0	0	33
02	Baucum, Essence	7-13	1-4	2-2	2 1 3	1	17	7	1	0	2	33
03	Brown, Lauren	2-14	2-7	0-0	1 0 1	1	6	2	0	0	0	24
05	Burnett, Shay	4-10	2-4	2-2	4 5 10	1	12	5	12	2	34	
19	Graves, Jada	3-9	0-3	1-2	2 1 3	3	7	2	1	0	4	15
12	Ruffin, Lenaira	1-3	0-2	0-0	0 1 1	2	0	0	0	0	0	7
23	Garner, Meme	0-1	0-1	0-0	0 2 2	0	0	0	1	0	1	4
13	McCallie, Maddie	0-2	0-2	0-0	0 0 0	1	1	0	0	0	0	11
34	White, Ra'Shika	8-9	0-0	1-2	2 6 8	2	17	0	1	4	0	23
Team					4 2 6							
Totals		31-66	5-23	6-8	16 26 42	16	73	18	20	4	9	200

1st FG: 10-20 50.0% 2nd: 7-13 53.8% 3rd: 6-17 35.3% 4th: 6-8 75.0% Game: 31-66 45.6% Dea/Reb: 16-26 33.3%
 3FG: 1-4 25.0% 5-11 45.5% 5-11 45.5% 5-8 62.5% 5-8 62.5% 5-8 62.5% 5-8 62.5%
 FT: 1-2 50.0% 2-2 100.0% 2-2 100.0% 2-2 100.0%

North Carolina 78 • 7-1

#	Player	Total FG-FGA	3-Ptr FG-FGA	Rebounds FT-FTA	Off Def Tot	PF	TP	A	T	Bk	Stl	Min
11	Fuller, Hillary	7-11	3-7	0-1	1 5 6	4	6	1	0	0	1	27
05	Watts, Stephanie	7-11	3-7	0-1	1 4 5	4	17	3	5	4	2	31
13	Cherry, Jamie	6-10	3-6	2-3	0 3 3	1	17	5	7	0	1	39
22	Key, Paris	9-17	1-4	1-2	5 5 10	6	20	5	1	0	0	40
24	Walker, Destinee	3-8	1-4	0-0	0 2 2	1	7	1	1	0	1	31
03	Koehn, Taylor	3-8	0-3	3-4	1 1 2	9	1	0	0	0	0	19
11	Sullivan, Emily	0-0	0-0	0-0	0 0 0	0	0	0	0	0	0	5
21	Okonek, Alyssa	1-3	0-0	0-0	1 1 2	0	1	2	0	1	0	8
Team					1 2							
Totals		31-60	8-24	8-14	17 26 43	14	78	16	15	4	6	200

1st FG: 9-17 52.9% 2nd: 9-18 50.0% 3rd: 8-16 50.0% 4th: 5-9 55.6% Game: 31-60 51.7% Dea/Reb: 17-26 33.3%
 3FG: 3-8 37.5% 4-11 36.4% 4-11 36.4% 4-11 36.4% 4-11 36.4% 4-11 36.4% 4-11 36.4% 4-11 36.4%
 FT: 0-0 0.0% 0-1 0.0% 1-1 100.0% 7-12 58.3% 8-14 57.1% 8-14 57.1% 8-14 57.1%

Officials: Joanne Albrecht, Jules Gallien, Krista Vera
 Technical Fouls: Elon-None, North Carolina-None.
 Attendance: 2791

Score by periods	1st	2nd	3rd	4th	Total
Elon	21	17	21	14	73
North Carolina	21	18	18	21	78

In Off 2nd Fast
 Points: 28 15 18 12 26
 ELON 30 30 15 11 11
 NC 30 30 15 11 11

Last FG - ELON 4th-00:00, NC 4th-00:41.
 Largest lead - ELON by 3 1st-04:43, NC by 3 3rd-07:48.
 ELON led for 07:10, NC led for 29:25. Game was tied for 03:22.

GAME 8

DECEMBER 8, 2016

ELON #21 DUKE 61
68

Cameron Indoor Stadium | Durham, North Carolina

Elon 61 • 4-4

#	Player	Total FG-FGA	3-Ptr FG-FGA	Rebounds FT-FTA	Off Def Tot	PF	TP	A	T	Bk	Stl	Min
44	Johnson, Malaya	2-6	0-0	0-0	3 6 9	1	4	0	2	2	1	32
34	White, Ra'Shika	8-15	0-0	3-7	3 4 7	2	19	0	2	1	2	28
02	Baucum, Essence	2-9	1-1	4-6	3 0 3	2	9	3	2	0	2	34
03	Brown, Lauren	2-11	2-6	0-0	3 0 3	1	6	0	1	2	0	24
05	Burnett, Shay	2-6	0-2	0-0	3 2 5	5	4	2	1	4	27	
19	Graves, Jada	0-3	0-1	0-0	1 1 4	0	1	3	0	1	15	
12	Ruffin, Lenaira	1-2	0-1	1-1	2 2 4	1	3	0	1	0	11	
22	Garner, Meme	0-0	0-0	0-0	0 0 0	1	0	0	0	0	3	
13	McCallie, Maddie	1-1	1-1	2-2	0 0 0	0	5	0	1	0	2	
32	Mercur, Lexi	3-9	2-5	0-0	1 3 4	2	8	0	1	0	16	
33	McCallie, Maddie	1-5	1-2	0-0	0 0 0	1	3	1	0	0	8	
Team					0 3 3							
Totals		22-67	7-19	10-16	18 21 39	20	61	10	17	6	11	200

1st FG: 4-17 23.5% 2nd: 5-20 25.0% 3rd: 5-16 31.3% 4th: 6-14 42.9% Game: 22-67 32.8% Dea/Reb: 18-21 33.3%
 3FG: 1-7 14.3% 6-2 30.0% 2-13 15.4% 4-7 57.1% 4-7 57.1% 4-7 57.1% 4-7 57.1%
 FT: 2-2 100.0% 2-2 100.0% 2-6 33.3% 2-6 33.3% 2-6 33.3% 2-6 33.3% 2-6 33.3% 2-6 33.3%

#21/21 Duke 68 • 10-1

#	Player	Total FG-FGA	3-Ptr FG-FGA	Rebounds FT-FTA	Off Def Tot	PF	TP	A	T	Bk	Stl	Min
21	Kendall Cooper	2-4	0-0	3-4	2 6 8	3	7	1	4	0	2	20
22	Oderah Chidom	2-4	0-0	0-0	3 3 6	3	4	2	5	3	2	22
04	Lexie Brown	7-12	3-4	8-8	0 6 6	1	25	2	2	0	1	36
15	Kyra Lambert	0-4	0-0	0-0	2 2 4	4	3	2	2	1	2	31
23	Rebecca Greenwell	4-12	2-4	2-2	2 3 5	12	2	2	0	0	35	
05	Leaonna Odom	2-5	0-0	4-6	0 1 1	2	8	1	2	1	22	
13	Crestal Pimm	0-1	0-0	3-6	0 1 1	2	3	0	0	0	10	
14	Faith Suggs	0-3	0-1	0-0	0 0 0	0	0	0	0	0	5	
34	Lynee Bellon	1-2	0-0	0-0	2 1 3	1	2	1	1	0	6	
35	Erin Mathias	2-3	0-0	1-2	4 2 6	4	5	0	1	0	13	
Team					0 2 2							
Totals		20-50	5-9	23-30	10 29 39	22	68	11	17	5	8	200

1st FG: 5-13 38.5% 2nd: 5-13 38.5% 3rd: 7-11 63.6% 4th: 3-12 25.0% Game: 20-50 40.0% Dea/Reb: 10-29 28.1%
 3FG: 1-5 20.0% 1-5 20.0% 1-5 20.0% 1-5 20.0% 1-5 20.0% 1-5 20.0% 1-5 20.0% 1-5 20.0%
 FT: 2-2 100.0% 5-8 62.5% 8-10 80.0% 8-10 80.0% 8-10 80.0% 8-10 80.0% 8-10 80.0% 8-10 80.0%

Officials: Mark Zentz, Karen Preato, Erika Herrera-Camaroto
 Technical Fouls: Elon-None, #21/21 Duke-None.
 Attendance: 3121

Score by periods	1st	2nd	3rd	4th	Total
Elon	12	11	14	24	61
#21/21 Duke	13	16	24	15	68

In Off 2nd Fast
 Points: 28 15 18 12 26
 ELON 30 30 15 11 11
 DU 30 30 15 11 11

Last FG - ELON 4th-00:00, DU 4th-02:35.
 Largest lead - ELON by 1 1st-01:55, DU by 19 4th-04:58.
 ELON led for 00:27, DU led for 38:09. Game was tied for 00:57.

GAME 9

DECEMBER 17, 2016

ELON ETSU 79
51

Brooks Gym | Johnson City, Tennessee

Elon 79 • 5-4

#	Player	Total FG-FGA	3-Ptr FG-FGA	Rebounds FT-FTA	Off Def Tot	PF	TP	A	T	Bk	Stl	Min
11	Rhodes, Jennifer	7-13	0-0	2-5	0 3 3	1	8	0	1	1	3	16
44	Johnson, Malaya	6-12	0-0	0-0	1 4 5	4	2	0	0	2	0	21
02	Baucum, Essence	6-7	0-0	2-6	0 3 3	10	6	3	0	1	2	24
03	Brown, Lauren	6-7	2-3	4-6	0 2 2	10	14	6	3	0	1	21
05	Burnett, Shay	8-12	1-3	2-4	0 2 2	3	19	2	0	0	2	19
19	Graves, Jada	2-6	0-1	2-2	1 2 3	4	6	3	1	0	2	12
12	Ruffin, Lenaira	0-2	0-1	0-0	1 1 2	0	0	0	0	0	0	15
22	Mercur, Lexi	1-3	0-2	0-0	0 0 0	1	2	1	0	0	0	9
24	Wildier, Madison	0-0	0-0	0-0	0 1 1	0	0	0	0	0	0	8
13	McCallie, Maddie	1-2	1-1	0-0	0 0 0	1	3	0	0	0	0	19
34	White, Ra'Shika	4-6	0-0	4-8	2 10 12	3	12	0	6	0	2	24
Team					1 3 4							
Totals		29-54	5-13	16-31	6 37 43	26	79	12	14	4	13	200

1st FG: 8-15 53.3% 2nd: 7-13 53.8% 3rd: 7-13 53.8% 4th: 7-15 46.7% Game: 29-54 53.7% Dea/Reb: 6-37 34.8%
 3FG: 0-3 0.0% 1-3 33.3% 1-3 33.3% 1-3 33.3% 1-3 33.3% 1-3 33.3% 1-3 33.3% 1-3 33.3%
 FT: 3-4 75.0% 5-11 45.5% 3-8 37.5% 5-5 100.0% 5-5 100.0% 5-5 100.0% 5-5 100.0% 5-5 100.0%

ETSU 51 • 6-6

#	Player	Total FG-FGA	3-Ptr FG-FGA	Rebounds FT-FTA	Off Def Tot	PF	TP	A	T	Bk	Stl	Min
05	Raven Dean	1-6	0-0	0-0	2 2 4	2	2	0	5	0	0	15
22	Mallorie Schurr	1-2	0-0	0-0	2 3 5	1	0	1	2	0	4	26
02	Shamaria Bridges	3-17	2-12	3-6	2 1 3	3	11	0	2	0	0	28
11	Tianara Tarter	6-11	3-7	1-2	3 1 4	7	13	5	2	1	3	31
03	Adriane Vaughan	0-0	0-0	0-0	0 0 0	0	0	0	0	0	0	5
04	Carley Lyttton	1-2	1-2	0-0	1 2 3	1	3	0	1	0	0	2
10	Jada Craig	0-2	0-0	0-0	0 2 2	3	2	1	0	1	14	
11	Mical Norris	0-5	0-2	1-2	0 2 2	1	0	3	0	0	0	20
13	Kayla Marostes	2-7	1-6	3-5	0 0 0	3	8	0	0	0	1	12
22	Sydney Meme	1-4	1-4	2-2	0 0 0	1	3	0	0	0	0	6
30	Sadasia Tipps	0-1	0-0	0-0	0 1 1	2	0	0	0	0	0	14
44	Madison Martin	1-2	0-0	4-4	1 3 4	1	3	0	1	0	1	17
Team					0 2 2							
Totals		14-60	5-28	18-26	15 26 41	23	51	8	1	9	20	200

1st FG: 4-15 26.7% 2nd: 2-12 16.7% 3rd: 3-14 21.4% 4th: 5-14 35.7% Game: 14-60 23.3% Dea/Reb: 15-26 29.3%
 3FG: 1-5 20.0% 3-12 25.0% 3-7 42.9% 3-7 42.9% 3-7 42.9% 3-7 42.9% 3-7 42.9% 3-7 42.9%
 FT: 1-2 50.0% 6-11 54.5% 6-11 54.5% 6-11 54.5% 6-11 54.5% 6-11 54.5% 6-11 54.5% 6-11 54.5%

Officials: Jennifer Raza, Kerry Pierre, Alesia Christian
 Technical Fouls: Elon-None, ETSU-Shamaria Bridges.
 Attendance: 56

Score by periods	1st	2nd	3rd	4th	Total
Elon	21	20	18	20	79
ETSU	11	9	13	18	51

In Off 2nd Fast
 Points: 28 15 18 12 26
 ELON 30 30 15 11 11
 ETSU 16 24 11 6 25

Last FG - ELON 4th-01:03, ETSU 4th-02:13.
 Largest lead - ELON by 23 4th-05:16, ETSU None.
 ELON led for 38:31, ETSU led for 00:00. Game was tied for 01:29.

GAME 10

DECEMBER 21, 2016

ELON AKRON 65
62

GSU Sports Arena | Atlanta, Georgia
 GSU Holiday Classic

Elon 65 • 6-4

#	Player	Total FG-FGA	3-Ptr FG-FGA	Rebounds FT-FTA	Off Def Tot	PF	TP	A	T	Bk	Stl	Min
11	Rhodes, Jennifer	5-14	0-0	1-4	6 4 10	2	11	0	2	1	2	



GAME-BY-GAME BOX SCORES

GAME 13

JANUARY 2, 2017



CHARLESTON 57 ELON 70

Alumni Gym | Elon, North Carolina

Charleston 57 • 3-9, 0-1 CAA

Box score for Game 13 showing player stats for Charleston and Elon.

Summary statistics for Game 13 including FG%, 3PT%, FT%, and Rebounds.

ELON 70 • 9-4, 1-0 CAA

Box score for Game 13 showing player stats for Elon.

Summary statistics for Game 13 including FG%, 3PT%, FT%, and Rebounds.

Officials: Lawson Newton, Geraldine Dixon, Shannon Peck. Technical fouls: Charleston-None, ELON-None.

Last FG - COPC 4th-01:28, ELON 4th-00:25. Largest lead - COPC by 8 1st-00:51, ELON by 18 4th-06:32.

GAME 16

JANUARY 13, 2017



ELON CHARLESTON 84 56

TD Arena | Charleston, South Carolina

Elon 84 • 12-4, 4-0

Box score for Game 16 showing player stats for Elon.

Summary statistics for Game 16 including FG%, 3PT%, FT%, and Rebounds.

Col. of Charleston 56 • 5-10, 2-2

Box score for Game 16 showing player stats for Col. of Charleston.

Summary statistics for Game 16 including FG%, 3PT%, FT%, and Rebounds.

Officials: Eric Brewton, Mark Hardcastle, Kim Thebo. Technical fouls: Elon-None, Col. of Charleston-None.

Last FG - ELON 4th-00:02, COPC 4th-01:12. Largest lead - ELON by 28 3rd-05:57, COPC by 2 1st-08:09.

GAME 14

JANUARY 6, 2017



ELON DREXEL 48 45

Daskalakis Athletic Center | Philadelphia, Pennsylvania

Elon 48 • 10-4, 2-0

Box score for Game 14 showing player stats for Elon.

Summary statistics for Game 14 including FG%, 3PT%, FT%, and Rebounds.

Drexel 45 • 10-3, 1-1

Box score for Game 14 showing player stats for Drexel.

Summary statistics for Game 14 including FG%, 3PT%, FT%, and Rebounds.

Officials: Rachelle Jones, Luis Gonzalez, Billy Smith. Technical fouls: Elon-None, Drexel-None.

Last FG - ELON 4th-00:31, DREXEL 4th-00:26. Largest lead - ELON by 7 1st-05:19, DREXEL by 5 3rd-07:16.

GAME 17

JANUARY 15, 2017



ELON DREXEL 65 75

Alumni Gym | Elon, North Carolina

Drexel 75 • 12-4, 3-2 CAA

Box score for Game 17 showing player stats for Drexel.

Summary statistics for Game 17 including FG%, 3PT%, FT%, and Rebounds.

Elon 65 • 13-4, 5-0 CAA

Box score for Game 17 showing player stats for Elon.

Summary statistics for Game 17 including FG%, 3PT%, FT%, and Rebounds.

Officials: Angel Stanton, Kevin Sparrock, Timothy Greene. Technical fouls: Drexel-None, Elon-None.

Last FG - DREXEL 4th-00:19, ELON 4th-02:16. Largest lead - DREXEL by 7 1st-07:44, ELON by 12 4th-02:16.

GAME 15

JANUARY 8, 2017



DELAWARE ELON 42 69

Alumni Gym | Elon, North Carolina

Delaware 42 • 7-7, 1-2 CAA

Box score for Game 15 showing player stats for Delaware.

Summary statistics for Game 15 including FG%, 3PT%, FT%, and Rebounds.

ELON 69 • 11-4, 3-0 CAA

Box score for Game 15 showing player stats for Elon.

Summary statistics for Game 15 including FG%, 3PT%, FT%, and Rebounds.

Officials: Kristi View, Mark Bahrens, Ray Jackson. Technical fouls: Delaware-Enabosi, Nicole, ELON-None.

Last FG - DELAWARE 4th-01:31, ELON 4th-01:14. Largest lead - DELAWARE None, ELON by 32 4th-03:29.

GAME 18

JANUARY 20, 2017



JAMES MADISON ELON 76 70

Alumni Gym | Elon, North Carolina

James Madison 76 • 12-5, 5-1 CAA

Box score for Game 18 showing player stats for James Madison.

Summary statistics for Game 18 including FG%, 3PT%, FT%, and Rebounds.

ELON 70 • 13-5, 5-1 CAA

Box score for Game 18 showing player stats for Elon.

Summary statistics for Game 18 including FG%, 3PT%, FT%, and Rebounds.

Officials: Bryan Brunette, Jennifer Rezac, Kevin Dillard. Technical fouls: James Madison-None, Elon-None.

Last FG - JMU 4th-02:51, ELON 4th-00:36. Largest lead - JMU by 9 4th-09:35, ELON by 6 1st-06:23.



GAME-BY-GAME BOX SCORES

GAME 19

JANUARY 22, 2017



ELON WILLIAM & MARY 60 58

Kaplan Arena | Williamsburg, Virginia

#	Player	Total		3-Ptr		Rebounds		PF	TP	A	T	Bk	Stl	Min
		FG	FGA	FT	FTA	Off	Def							
11	Rhodes, Jenifer	4	6	0	0	2	2	1	8	0	0	1	0	10
44	Johnson, Malaya	4	10	0	2	1	6	7	2	10	1	3	4	1
02	Baucum, Essence	3	7	0	3	2	2	4	2	9	4	1	0	34
03	Brown, Lauren	3	6	2	4	2	1	0	1	3	1	2	0	31
05	Burnett, Shay	3	8	2	3	2	2	2	10	5	0	2	3	34
10	Graves, Jada	1	4	0	1	0	2	1	3	0	1	1	2	14
12	Ruffin, Lenaira	3	8	1	0	3	1	4	2	6	2	0	1	24
23	Garner, Meme	1	3	1	2	0	1	0	3	0	1	1	0	13
34	White, Ra'Shika	1	2	0	0	0	1	1	2	0	2	1	0	5
Team		1	2	3	3	1	2	3	0	0	0	0	0	0
Totals		23	54	5	11	15	19	34	12	60	11	7	8	6

1st FG: 6-13 46.2% 2nd: 4-10 40.0% 3rd: 4-10 40.0% 4th: 3-14 21.4% Game: 23-54 42.6% Deadball
 3PT: 1-2 50.0% FT: 2-4 50.0% Rebounds: 1-2 50.0% 1-2 50.0% 1-2 50.0% 1-2 50.0% 1-2 50.0% 1-2 50.0% 1-2 50.0%

William & Mary 58 • 13-4 (3-3 CAA)

#	Player	Total		3-Ptr		Rebounds		PF	TP	A	T	Bk	Stl	Min
		FG	FGA	FT	FTA	Off	Def							
11	Masseuk, Alexandra	3	12	0	0	3	5	8	1	9	1	3	1	36
24	Rendle, Abby	6	12	0	0	1	3	5	8	2	13	0	2	33
02	Boos, Bianca	4	7	2	0	0	1	1	4	10	3	2	0	22
12	Green, Jenna	3	5	0	0	2	1	3	6	7	2	0	1	32
11	Tremba, Marlena	4	11	1	5	1	3	2	10	2	3	1	2	36
01	Hunter, Latrice	0	1	0	1	0	0	2	0	0	0	1	0	7
03	Curtis, Kasey	0	0	0	0	0	0	0	0	0	0	0	1	7
04	Raymond, Jeanne	0	0	0	0	0	0	0	0	0	0	0	0	4
30	Gaunots, Victoria	3	5	0	0	4	6	1	2	3	1	0	3	23
Team		1	2	1	2	1	2	1	2	1	0	0	3	23
Totals		23	53	3	8	19	17	30	17	58	15	14	8	200

1st FG: 8-14 57.1% 2nd: 3-16 18.8% 3rd: 4-12 33.3% 4th: 8-11 72.7% Game: 23-53 43.4% Deadball
 3PT: 1-2 50.0% FT: 2-4 50.0% Rebounds: 1-2 50.0% 1-2 50.0% 1-2 50.0% 1-2 50.0% 1-2 50.0% 1-2 50.0% 1-2 50.0%

Score by periods

Score by periods	1st	2nd	3rd	4th	Total
Elon	13	22	10	15	60
William & Mary	19	10	10	19	58

Points: In Off 2nd Fast
 ELON 28 11 12 7 13
 WM 22 15 12 9 10

Technical Fouls: None-None, William & Mary-None.
 Attendance: 434

Officials: Joanne Aldrich, Nic Cappell, John Atkins
 Technical Fouls: None-None, William & Mary-None.
 Attendance: 434

Last FG - ELON 4th-01:36, WM 4th-00:36.
 Largest lead - ELON by 10 3rd-08:33, WM by 7 1st-04:30.
 ELON led for 25:54, WM led for 10:58. Game was tied for 02:11.

GAME 20

JANUARY 27, 2017



ELON NORTHEASTERN 76 65

Cabot Center | Boston, Massachusetts

#	Player	Total		3-Ptr		Rebounds		PF	TP	A	T	Bk	Stl	Min
		FG	FGA	FT	FTA	Off	Def							
11	Rhodes, Jenifer	6	13	0	0	2	3	5	4	12	1	2	1	23
44	Johnson, Malaya	2	6	0	0	3	4	5	7	1	0	1	0	27
02	Baucum, Essence	4	6	1	1	2	2	4	5	1	9	2	1	30
03	Brown, Lauren	2	5	1	4	3	4	1	2	8	1	0	0	25
05	Burnett, Shay	6	8	1	3	0	2	7	3	17	7	2	0	36
10	Graves, Jada	2	4	1	2	0	1	2	3	5	0	0	1	11
12	Ruffin, Lenaira	2	3	0	1	2	3	1	4	1	5	2	0	16
23	Garner, Meme	4	9	2	6	3	3	1	2	1	13	0	0	21
32	McCallie, Maddie	0	4	0	2	0	0	0	0	0	1	0	0	11
Team		2	5	1	2	1	2	0	0	0	1	0	0	11
Totals		28	58	6	18	14	21	15	25	40	20	7	13	2

1st FG: 10-20 50.0% 2nd: 4-13 30.8% 3rd: 7-13 53.8% 4th: 7-12 58.3% Game: 28-58 48.3% Deadball
 3PT: 1-4 25.0% FT: 3-5 60.0% Rebounds: 4-6 66.7% 2-5 40.0% 1-4 25.0% 1-4 25.0% 1-4 25.0% 1-4 25.0%

Northeastern 65 • 7-13, 3-5 CAA

#	Player	Total		3-Ptr		Rebounds		PF	TP	A	T	Bk	Stl	Min
		FG	FGA	FT	FTA	Off	Def							
22	Glaccone, Gabby	4	11	0	0	3	6	3	7	4	11	1	4	0
23	Sally, Francesca	3	7	3	5	6	2	5	7	3	10	1	0	0
04	Ortiz, Claudia	6	10	1	4	8	0	1	1	5	17	1	4	0
14	Todd, Shannon	0	2	1	4	0	0	1	1	5	0	1	0	30
20	Genco, Jess	6	9	2	5	4	0	1	1	2	12	2	0	1
03	Lassiter, Loren	0	1	0	0	0	0	1	1	5	0	0	1	14
11	Dublin, Avanna	1	1	0	0	0	0	1	1	2	0	0	0	8
32	Taggart, Maureen	2	5	2	2	1	4	5	2	8	3	3	0	22
Team		3	1	4	2	3	1	4	0	0	0	0	0	1
Totals		18	52	7	21	22	26	10	18	28	65	8	13	0

1st FG: 6-15 40.0% 2nd: 2-12 16.7% 3rd: 6-11 54.5% 4th: 4-14 28.6% Game: 18-52 34.6% Deadball
 3PT: 1-4 25.0% FT: 2-2 100.0% Rebounds: 4-6 66.7% 2-5 40.0% 1-4 25.0% 1-4 25.0% 1-4 25.0% 1-4 25.0%

Score by periods

Score by periods	1st	2nd	3rd	4th	Total
Elon	22	11	21	22	76
Northeastern	17	10	20	18	65

Points: In Off 2nd Fast
 ELON 36 9 8 10 10
 NU 16 14 11 0 10

Technical Fouls: None-None, Northeastern-None.
 Attendance: 327

Officials: Sue Blauch, Nykeshia Thompson, Jeffrey Smith
 Technical Fouls: None-None, Northeastern-None.
 Attendance: 327

Last FG - ELON 4th-00:55, NU 4th-01:23.
 Largest lead - ELON by 13 3rd-01:27, NU, None.
 ELON led for 37:59, NU led for 00:00. Game was tied for 02:01.

GAME 21

JANUARY 29, 2017



ELON HOFSTRA 64 53

Mack Sports Complex | Hempstead, New York

#	Player	Total		3-Ptr		Rebounds		PF	TP	A	T	Bk	Stl	Min
		FG	FGA	FT	FTA	Off	Def							
11	Rhodes, Jenifer	5	9	0	0	2	3	5	2	11	1	2	0	19
44	Johnson, Malaya	6	9	0	1	3	2	5	4	13	1	6	1	33
02	Baucum, Essence	4	9	2	3	6	4	6	4	7	5	2	0	31
03	Brown, Lauren	9	9	1	6	0	0	0	0	3	9	3	3	0
05	Burnett, Shay	3	7	0	3	3	6	9	1	9	4	2	0	28
10	Graves, Jada	1	4	0	3	0	2	3	2	0	0	0	1	12
12	Ruffin, Lenaira	3	5	0	2	3	2	5	3	8	1	0	1	13
23	Garner, Meme	2	5	1	2	0	1	0	4	4	2	5	1	16
32	McCallie, Maddie	0	1	0	0	0	1	1	0	0	0	0	0	6
Team		2	2	2	2	4	4	0	0	0	0	0	0	0
Totals		26	58	2	17	10	18	25	40	23	64	16	18	2

1st FG: 9-18 50.0% 2nd: 4-13 30.8% 3rd: 7-13 53.8% 4th: 6-16 37.5% Game: 26-58 44.8% Deadball
 3PT: 1-4 25.0% FT: 2-4 50.0% Rebounds: 4-6 66.7% 2-5 40.0% 1-4 25.0% 1-4 25.0% 1-4 25.0% 1-4 25.0%

Hofstra 53 • 8-11, 1-7 CAA

#	Player	Total		3-Ptr		Rebounds		PF	TP	A	T	Bk	Stl	Min
		FG	FGA	FT	FTA	Off	Def							
02	Durant, Ashunae	5	15	0	0	7	8	6	11	2	17	0	1	1
34	Dongmo, Sandra	4	7	0	1	6	12	4	5	0	2	1	2	24
01	Davis, Elexus	0	0	0	1	1	1	1	1	1	1	1	4	0
03	Epps, Sydney	6	11	0	0	2	3	2	5	3	2	0	2	0
11	Luciano, Krystal	6	18	0	0	0	2	3	2	7	5	0	1	35
10	Hernandez Gil, Ana	0	8	0	0	0	0	1	0	1	0	0	1	15
13	Leon, Aleana	6	12	3	4	6	3	2	5	19	3	1	0	38
22	Askin, Olivia	2	4	2	4	0	0	0	0	6	1	0	0	7
53	Kalin, Marianne	0	0	0	0	0	0	0	0	0	0	0	0	0
34	Karsten, Sandra	4	0	2	1	2	0	0	0	0	0	1	0	1
Team		0	1	2	2	0	0	0	0	0	0	0	0	0
Totals		16	60	5	24	16	21	20	20	40	53	13	7	9

GAME-BY-GAME BOX SCORES

GAME 25

FEBRUARY 12, 2017

ELON JAMES MADISON 54 61

JMU Convocation Center | Harrisonburg, Virginia

Elon 54 • 19-6, 11-2 CAA		JMU 61 • 18-6, 11-2 CAA															
##	Player	Total	3-Ptr	Rebounds	Off	Def	PF	TP	A	T	Bk	Stl	Min				
FG	FGA	FT	FTA	Off	Def	PF	TP	A	T	Bk	Stl	Min					
11	Rhodes, Jennifer	5-13	0-0	2	2	4	0	3	1	1	24						
44	Johnson, Malaya	5-10	1-2	0	3	1	1	1	0	2	1	37					
03	Baucum, Essence	1-6	0-3	0	1	0	1	2	4	0	23						
03	Brown, Lauren	2-7	0-3	1-3	0	3	2	5	1	3	0	29					
05	Burnett, Shay	3-12	1-4	5-7	3	4	7	4	12	4	0	34					
10	Graves, Jada	0-1	0-0	0	1	1	0	0	0	0	0	2					
12	Ruffin, Lenaira	1-5	0-1	5-6	4	8	0	7	1	2	0	20					
33	Garner, Meme	2-5	1-3	0-2	1	0	1	0	5	0	0	10					
33	McCallie, Maddie	0-2	0-1	0-0	0	2	0	0	0	0	0	14					
34	White, Ra'Shika	0-2	0-0	2-2	2	4	0	2	1	0	0	7					
Team		3-4		2-5		2-7		1-3		1-1		1-1					
Totals		19-63	3-17	13-20	16	22	38	15	54	8	18	2	9				
1st FG %:		5-17	29.4%	2nd:	6-18	33.3%	3rd:	5-16	31.2%	4th:	3-14	21.4%	Game:	19-63	30.2%	Deadball	
3PT %:		1-4	25.0%	1st:	2-5	40.0%	2nd:	0-2	0.0%	3rd:	1-7	14.3%	4th:	0-0	0.0%	Rebounds	
FT %:		2-3	66.7%	1st:	2-3	66.7%	2nd:	0-0	0.0%	3rd:	1-3	33.3%	4th:	0-0	0.0%	Rebounds	4

JMU 61 • 18-6, 11-2 CAA		Elon 54 • 19-6, 11-2 CAA															
##	Player	Total	3-Ptr	Rebounds	Off	Def	PF	TP	A	T	Bk	Stl	Min				
FG	FGA	FT	FTA	Off	Def	PF	TP	A	T	Bk	Stl	Min					
04	Butler, Tasia	1-2	0-0	0	2	1	3	1	4	0	4	0	20				
10	Young, Aneah	2-7	0-2	0	1	5	6	3	4	0	3	0	16				
12	Hall, Precious	4-16	2-11	5-7	0	2	1	15	6	2	0	0	38				
14	Barron, Hailee	2-4	0-2	0	0	4	3	4	1	1	1	1	21				
20	Smalls, Kamiah	3-5	0-0	0	2	3	5	6	1	1	0	3	19				
13	Reynolds, Logan	1-5	0-2	0	0	3	3	2	2	0	4	0	23				
15	Barnier, Lexie	0-2	0-0	0	1	1	1	0	0	4	0	15					
22	Porter, Amber	7-11	0-1	6-7	2	1	3	4	20	0	3	2	19				
45	Felgagacher, Savannah	2-5	0-0	2	6	12	2	6	2	0	2	3	19				
Team		2-5		2-7		2-7		1-3		1-1		1-1					
Totals		23-60	2-18	13-16	16	31	47	22	61	10	22	4	11				
1st FG %:		8-17	47.1%	2nd:	4-13	30.8%	3rd:	5-13	38.5%	4th:	3-13	23.1%	Game:	23-60	38.3%	Deadball	
3PT %:		1-4	25.0%	1st:	0-0	0.0%	2nd:	1-3	33.3%	3rd:	2-8	25.0%	4th:	0-0	0.0%	Rebounds	2
FT %:		5-7	71.4%	1st:	3-4	75.0%	2nd:	1-3	33.3%	3rd:	2-8	25.0%	4th:	0-0	0.0%	Rebounds	4

Officials: Heather C. Brown, Talissa Green, Ben Smith
 Technical fouls: Elon-None, JMU-None.
 Attendance: 4019
 Fouls out: Elon 3:26 #02; JMU 2:11 #20

Score by periods: 1st 2nd 3rd 4th Total
 Elon 13 15 16 10 54
 JMU 22 9 10 20 61

Points In Off 2nd Fast Bench
 ELON 22 23 12 6 14
 JMU 22 9 10 20 61

Score tied - 6 times.
 Lead changed - 9 times.
 Largest lead - ELON by 5 4th-07:39, JMU by 11 2nd-08:14.
 ELON led for 09:16. JMU led for 26:12. Game was tied for 04:32.

GAME 26

FEBRUARY 16, 2017

HOFSTRA ELON 61 72

Alumni Gym | Elon, North Carolina

Hofstra 61 • 10-15, 3-11 CAA		Elon 72 • 20-6, 12-2 CAA															
##	Player	Total	3-Ptr	Rebounds	Off	Def	PF	TP	A	T	Bk	Stl	Min				
FG	FGA	FT	FTA	Off	Def	PF	TP	A	T	Bk	Stl	Min					
02	Durant, Ashunae	4-11	0-0	6-6	3	5	8	1	14	4	0	1	37				
03	Curtis, Kasey	2-3	1-1	0-0	2	3	5	3	5	0	4	0	14				
11	Luciano, Krystal	4-8	2-5	0-0	0	3	3	10	8	0	2	39					
13	Leon, Aleana	2-7	0-1	0-0	2	2	2	4	0	1	0	23					
22	Askin, Olivia	2-8	2-8	0-0	1	2	3	3	6	1	1	0	34				
00	Krupanovic, Petja	0-0	0-0	0-0	0	0	0	0	0	0	0	0	1				
10	Hernandez Gil, Ana	3-7	3-7	0-0	0	2	2	9	2	0	0	1	16				
34	Dongmo, Sandra	0-1	0-0	0-0	1	1	2	3	0	1	1	0	9				
53	Kalin, Marianne	6-8	0-0	1-1	1	0	1	13	0	2	0	0	27				
Team		2-3		2-3		2-3		1-1		1-1		1-1					
Totals		23-53	8-22	7-7	10	19	29	22	61	17	21	5	200				
1st FG %:		8-16	50.0%	2nd:	4-12	33.3%	3rd:	6-12	50.0%	4th:	6-12	50.0%	Game:	23-53	43.4%	Deadball	
3PT %:		2-5	40.0%	1st:	0-0	0.0%	2nd:	2-6	33.3%	3rd:	0-2	0.0%	4th:	0-2	0.0%	Rebounds	
FT %:		0-0	0.0%	1st:	0-0	0.0%	2nd:	0-0	0.0%	3rd:	2-2	100.0%	4th:	0-0	0.0%	Rebounds	0

Elon 72 • 20-6, 12-2 CAA		Hofstra 61 • 10-15, 3-11 CAA															
##	Player	Total	3-Ptr	Rebounds	Off	Def	PF	TP	A	T	Bk	Stl	Min				
FG	FGA	FT	FTA	Off	Def	PF	TP	A	T	Bk	Stl	Min					
11	Rhodes, Jennifer	7-11	0-0	0-0	3	2	5	4	14	1	0	0	17				
44	Johnson, Malaya	4-8	0-0	3-5	2	5	7	0	11	0	1	3	29				
03	Baucum, Essence	2-7	0-1	5-6	1	3	4	1	9	4	3	0	26				
03	Brown, Lauren	8-15	4-5	7-8	0	1	1	0	27	2	1	3	33				
05	Burnett, Shay	2-7	1-4	4-6	3	3	6	1	9	5	0	2	34				
10	Graves, Jada	0-0	0-0	0-0	0	0	0	0	0	0	0	0	2				
12	Ruffin, Lenaira	0-2	0-0	2-4	5	6	4	2	6	2	0	1	22				
24	Wilder, Madison	0-0	0-0	0-0	0	1	1	0	0	0	1	0	5				
33	Garner, Meme	0-3	0-2	0-0	0	0	0	2	0	0	1	1	9				
33	McCallie, Maddie	0-2	0-2	0-0	0	0	0	0	0	0	0	1	9				
34	White, Ra'Shika	0-0	0-0	0-0	0	3	0	0	0	0	0	1	4				
Team		0-1		0-1		0-1		0-0		0-0		0-1					
Totals		23-56	5-14	21-29	17	20	37	12	72	17	21	4	200				
1st FG %:		5-17	29.4%	2nd:	4-13	30.8%	3rd:	6-14	42.9%	4th:	4-12	33.3%	Game:	23-56	41.7%	Deadball	
3PT %:		0-0	0.0%	1st:	0-0	0.0%	2nd:	1-3	33.3%	3rd:	1-3	33.3%	4th:	0-0	0.0%	Rebounds	
FT %:		2-2	100.0%	1st:	2-2	100.0%	2nd:	12-17	70.6%	3rd:	21-29	72.4%	4th:	0-0	0.0%	Rebounds	5

Officials: Lawson Newton, Joanna Aldrich, Roy Jackson
 Technical fouls: Hofstra-TEAM 3, Elon-None.
 Attendance: 637
 Fouls out: Hofstra head coach ejected with 1:41 in 4Q with two technicals
 #53 for Hofstra fouled out with 1:31 in 4Q
 Hofstra received technical with 1:31 in 4Q

Score by periods: 1st 2nd 3rd 4th Total
 Hofstra 18 11 17 15 61
 Elon 23 10 18 21 72

Points In Off 2nd Fast Bench
 HOFSTRA 18 16 9 2 22
 ELON 23 10 18 21 72

Score tied - 0 times.
 Lead changed - 8 times.
 Largest lead - HOFSTRA by 15 4th-00:13.
 HOFSTRA led for 00:00. ELON led for 39:38. Game was tied for 00:22.

GAME 27

FEBRUARY 19, 2017

WILLIAM & MARY 47 ELON 70

Alumni Gym | Elon, North Carolina

William & Mary 47 • 16-10, 6-9 CAA		Elon 70 • 21-6, 13-2 CAA															
##	Player	Total	3-Ptr	Rebounds	Off	Def	PF	TP	A	T	Bk	Stl	Min				
FG	FGA	FT	FTA	Off	Def	PF	TP	A	T	Bk	Stl	Min					
00	Boqas, Bianca	4-8	1-2	4-4	1	4	5	1	13	1	1	3	25				
01	Curtis, Kasey	2-5	0-0	2-3	0	1	1	4	6	0	0	0	17				
11	Masaquel, Alexandra	1-5	0-0	2-2	0	1	1	3	4	2	0	23					
12	Leon, Jenna	1-6	0-1	0-0	0	1	1	0	2	1	0	0	31				
11	Trenba, Marieta	0-8	0-5	2-2	0	2	3	2	1	1	0	22					
00	Hunter, Latrice	2-7	1-2	2-2	0	4	4	3	3	3	0	0	28				
10	Garner, Nari	2-6	0-1	0-0	1	2	1	4	0	1	0	1	12				
20	Smith, Chandler	0-4	0-0	2-2	0	1	5	2	0	0	0	0	13				
23	Taylor, Ashley	0-0	0-0	0-0	0	0	0	0	0	0	0	0	2				
24	Rendle, Abby	1-3	0-0	0-0	0	1	1	2	1	1	2	0	10				
42	Engelhardt, Ali	2-6	1-3	0-0	2	2	4	2	5	0	1	0	17				
Team		4-5		5-9		4-5		1-1		1-1		1-1					
Totals		15-58	3-14	14-15	8	23	31	23	47	9	13	3	200				
1st FG %:		1-2	8.3%	2nd:	3-14	21.4%	3rd:	3-17	17.6%	4th:	8-15	53.3%	Game:	15-58	25.9%	Deadball	
3PT %:		1-3	33.3%	1st:	0-0	0.0%	2nd:	1-5	20.0%	3rd:	1-4	25.0%	4th:	1-4	25.0%	Rebounds	
FT %:		2-2	100.0%	1st:	2-2	100.0%	2nd:	8-8	100.0%	3rd:	0-0	0.0%	4th:	14-15	93.3%	Rebounds	5

Elon 70 • 21-6,	
-----------------	--



GAME-BY-GAME BOX SCORES

GAME 31

MARCH 9, 2017



#9 HOFSTRA 50
#1 ELON 78

JMU Convocation Center | Harrisonburg, Virginia
CAA Quarterfinals

#	Player	Total			3-Ptr			Rebounds			PF	TP	A	T	Blk	Stl	Min
		FG	FGA	FT	FTA	FG	FGA	FT	FTA	Off							
02	Durant, Ashunee	2	6	0	0	4	3	7	5	5	3	4	0	4	23		
03	Epps, Sydri	2	8	1	4	2	2	1	6	7	3	7	0	1	29		
11	Luciano, Krystal	1	6	1	4	0	0	4	4	1	3	4	1	0	35		
13	Leon, Aleana	8	15	2	4	4	3	3	22	4	5	0	2	38			
22	Askin, Olivia	1	7	1	6	0	0	1	0	1	3	0	2	0	28		
01	Davis, ELexus	0	1	0	0	0	0	1	0	1	0	0	0	0	1		
05	Krupenko, Petja	0	0	0	0	0	0	0	0	0	0	2	0	1	5		
10	Hernandez Gil, Ana	2	9	2	8	0	0	1	1	2	6	0	0	0	12		
34	Donomo, Sandra	1	4	0	0	0	0	1	0	2	2	0	3	0	1		
53	Kalin, Marianne	0	3	0	0	0	0	1	1	1	1	0	0	0	17		
54	Karsten, Sandra	0	0	0	0	0	0	0	0	0	0	0	0	0	3		
Team		4		4		4		4		4		4		4			
Totals		17	59	7	26	9	14	15	18	33	17	50	11	18	0	200	

1st FG %:	4.5	26.7%	2nd:	4.1	36.4%	3rd:	4.1	36.4%	4th:	5.1	27.8%	Game:	17.9	28.6%	Deadball	
3Pt %:	3.8	25.0%	Reb:	2.8	25.0%	Off:	3.7	38.8%	Def:	1.26	26.9%	Game:	17.9	28.6%	Rebounds	
FT %:	0.0	0.0%	PF:	2.4	50.0%	TP:	9.14	64.3%	Stl:	0.14	64.3%	Reb:	4			

Elon 78 • 25-6

#	Player	Total			3-Ptr			Rebounds			PF	TP	A	T	Blk	Stl	Min
		FG	FGA	FT	FTA	FG	FGA	FT	FTA	Off							
11	Rhodes, Jenifer	7	11	0	1	0	2	2	5	7	2	14	1	1	0	24	
44	Johnson, Malaya	2	8	0	2	2	0	2	3	2	6	1	3	2	1	24	
02	Baucum, Essence	5	6	3	3	2	2	0	1	1	15	4	3	0	1	25	
03	Brown, Lauren	4	7	1	4	2	2	0	0	0	11	1	2	0	20		
05	Burnett, Shay	4	6	1	1	2	4	3	6	9	1	10	5	4	0	33	
10	Graves, Jada	3	5	1	2	0	0	1	1	2	3	7	2	0	0	19	
12	Ruffin, Lenaira	3	8	0	1	2	2	1	8	9	2	8	1	1	1	26	
22	Mercer, Lexi	0	0	0	0	0	0	0	0	0	0	0	0	0	0	3	
24	Wildier, Madison	0	1	0	1	0	0	0	0	0	0	0	0	0	0	2	
32	Garnier, Meme	2	3	1	1	0	0	0	0	0	0	1	0	0	0	2	
33	McCallie, Maddie	1	1	0	1	0	0	2	2	2	2	0	1	0	1	10	
34	White, Ra'Shika	0	1	0	1	0	0	1	1	1	0	0	0	0	0	2	
Team		2		2		2		2		2		2		2			
Totals		30	57	6	15	10	16	11	28	39	14	78	14	18	4	200	

1st FG %:	6.1	50.0%	2nd:	10	33.3%	3rd:	8.1	47.1%	4th:	6.1	40.0%	Game:	30.5	52.6%	Deadball	
3Pt %:	2.2	100.0%	Reb:	2.0	100.0%	Off:	2.6	33.3%	Def:	6.85	46.9%	Game:	30.5	52.6%	Rebounds	
FT %:	0.0	0.0%	PF:	5.6	100.0%	TP:	12.16	75.0%	Stl:	1.16	61.8%	Reb:	2			

Officials: Bryan Brunette, Eric Brewton, Shawn Goode
 Technical Fouls: Hofstra-None, Elon-None
 Attendance: 3111
 CAA Women's Basketball Championship Quarterfinal Game
 Foot note: Hofstra #2 Durant at 3:00 in 4th.
 Elon advances to play winner of game 4 tomorrow at 4:30

Score by periods	1st	2nd	3rd	4th	Total
Hofstra	10	10	16	14	50
Elon	15	24	20	19	78

Last FG - HOFSTRA 4th-01:03, ELON 4th-00:55
 Largest lead - HOFSTRA by 1 1st-06:24, ELON by 31 4th-05:24
 HOFSTRA led for 00:54, ELON led for 38:02. Game was tied for 01:04.

GAME 32

MARCH 10, 2017



#4 WILLIAM & MARY 60
#1 ELON 88

JMU Convocation Center | Harrisonburg, Virginia
CAA Semifinals

#	Player	Total			3-Ptr			Rebounds			PF	TP	A	T	Blk	Stl	Min
		FG	FGA	FT	FTA	FG	FGA	FT	FTA	Off							
11	Masaque, Alexandra	4	12	0	0	3	3	1	4	5	0	11	1	3	1	0	33
03	Curtis, Kasey	0	1	0	0	0	0	1	0	1	2	0	0	1	1	17	
01	Hunter, Latrice	1	7	1	4	2	2	0	0	0	3	9	2	0	0	25	
12	Green, Jenna	4	8	2	0	0	0	1	2	3	4	8	4	0	0	38	
13	Tremba, Mariena	4	10	3	8	3	4	0	2	2	4	14	5	3	0	26	
02	Baums, Bianca	3	6	1	2	3	1	0	1	0	2	9	1	3	1	22	
40	Gaugmont, Jeanne	0	0	0	0	0	0	0	0	0	0	0	0	0	0	3	
24	Rendic, Abby	3	5	0	0	1	2	1	4	5	2	7	0	3	2	19	
30	Reynolds, Victoria	0	4	0	0	2	2	1	3	3	2	0	0	0	0	16	
42	Engelhardt, Ali	0	0	0	0	0	0	0	0	0	0	0	0	0	0	1	
Team		1		1		1		1		1		1		1			
Totals		21	53	5	16	13	16	8	14	22	20	60	13	5	8	200	

1st FG %:	3.1	53.8%	2nd:	3.1	46.3%	3rd:	3.14	21.4%	4th:	5.11	35.5%	Game:	21.5	33.6%	Deadball	
3Pt %:	0.0	0.0%	Reb:	0.0	0.0%	Off:	2.3	66.7%	Def:	2.5	40.0%	Game:	15.6	31.3%	Rebounds	
FT %:	0.0	0.0%	PF:	5.6	100.0%	TP:	6.8	75.0%	Stl:	1.16	61.8%	Reb:	2			

Elon 88 • 26-6

#	Player	Total			3-Ptr			Rebounds			PF	TP	A	T	Blk	Stl	Min
		FG	FGA	FT	FTA	FG	FGA	FT	FTA	Off							
11	Rhodes, Jenifer	5	12	0	1	2	3	7	3	10	1	12	1	1	1	0	24
44	Johnson, Malaya	7	10	0	1	3	2	3	5	1	15	0	1	0	1	26	
02	Baucum, Essence	3	6	0	0	1	3	2	4	3	7	6	1	1	2	28	
03	Brown, Lauren	10	13	2	3	3	4	1	3	4	2	25	4	2	0	27	
05	Burnett, Shay	7	8	2	4	6	1	3	4	3	20	5	0	0	0	26	
10	Graves, Jada	0	6	0	2	1	2	2	4	6	2	1	2	0	1	23	
12	Ruffin, Lenaira	2	3	0	0	0	0	0	1	1	2	4	0	2	0	20	
22	Mercer, Lexi	0	0	0	0	0	0	0	0	0	0	0	0	0	0	3	
32	Garnier, Meme	1	3	1	2	0	0	0	2	2	0	3	0	0	0	9	
33	McCallie, Maddie	0	1	0	1	0	1	0	1	0	1	0	0	0	0	14	
Team		3		3		3		3		3		3		3			
Totals		35	62	5	11	13	23	17	25	42	14	88	17	11	2	200	

1st FG %:	11.5	60.0%	2nd:	7.16	43.8%	3rd:	9.15	60.0%	4th:	10.16	62.5%	Game:	35.62	56.5%	Deadball	
3Pt %:	3.3	100.0%	Reb:	3.4	50.0%	Off:	2.1	0.0%	Def:	3.17	56.5%	Game:	13.23	36.5%	Rebounds	
FT %:	0.0	0.0%	PF:	5.6	100.0%	TP:	6.8	75.0%	Stl:	1.16	61.8%	Reb:	2			

Officials: Karen Preato, Luis Gonzalez, Joanne Aldrich
 Technical Fouls: William & Mary-None, Elon-None
 Attendance: 3111
 CAA Women's Basketball Championship Semifinal Game
 Elon advances to play winner of JMU/Drexel tomorrow at 7:00PM

Score by periods	1st	2nd	3rd	4th	Total
William & Mary	15	17	14	14	60
Elon	23	19	23	23	88

Last FG - WJM 4th-03:14, ELON 4th-03:49
 Largest lead - WJM None, ELON by 32 4th-03:49
 WJM led for 00:00, ELON led for 38:17. Game was tied for 01:22.

GAME 34

MARCH 17, 2017



#11 ELON 62
#6 WEST VIRGINIA 75

XFINITY Center | College Park, Maryland
NCAA Tournament First Round

#	Player	Total			3-Ptr			Rebounds			PF	TP	A	T	Blk	Stl	Min
		FG	FGA	FT	FTA	FG	FGA	FT	FTA	Off							
11	Rhodes, Jenifer	0	1	0	0	0	0	1	4	5	1	0	2	4	0	1	26
44	Johnson, Malaya	3	9	0	2	4	4	3	4	7	2	10	1	1	0	0	33
02	Baucum, Essence	3	9	0	2	2	0	2	2	5	8	3	1	0	2	21	
03	Brown, Lauren	8	19	1	5	0	0	0	5	5	10	17	3	3	0	33	
05	Burnett, Shay	8	15	2	4	1	3	0	5	4	19	3	1	1	1		

GAME-BY-GAME vs. OPPONENT

AKRON				ARMY WEST POINT				01-15-87	H	L	65-68	CAMPBELLSVILLE							
Overall: <i>Elon leads 1-0</i>				Overall: <i>Elon leads 1-0</i>				01-23-87	A	W	70-61	Overall: <i>Elon leads 1-0</i>							
12-21-16	N	W	65-62	11-28-98	A	W	75-67	02-01-88	A	L	59-69	03-14-81	N	W	91-75				
ALABAMA				AUSTIN PEAY				12-04-89	A	L	63-67	CARSON-NEWMAN							
Overall: <i>Alabama leads 1-0</i>				Overall: <i>Austin Peay leads 1-0</i>				01-22-90	H	L	52-53	Overall: <i>Carson-Newman leads 12-5</i>							
12-18-97	N	L	49-74	12-28-08	H	L	53-81	11-15-96	N	W	94-87	Home: <i>Carson-Newman leads 5-3</i>							
ALASKA FAIRBANKS				AVERETT				BERRY					Away: <i>Carson-Newman leads 7-1</i>						
Overall: <i>Elon leads 1-0</i>				Overall: <i>Elon leads 1-0</i>				Overall: <i>Elon leads 1-0</i>					Neutral: <i>Elon leads 1-0</i>						
11-30-02	A	W	79-74	12-01-99	H	W	111-50	01-29-96	A	W	82-75	01-15-90	H	L	61-63				
AMERICAN				BARBER-SCOTIA				BIRMINGHAM-SOUTHERN					01-27-90	A	L	70-84			
Overall: <i>Elon leads 3-1</i>				Overall: <i>Elon leads 2-1</i>				Overall: <i>Series tied 2-2</i>					12-01-90	A	L	60-77			
Home: <i>Series tied 1-1</i>				Home: <i>Elon leads 1-0</i>				Home: <i>Elon leads 2-0</i>					01-26-91	H	L	67-86			
Away: <i>Elon leads 2-0</i>				Away: <i>Elon leads 1-0</i>				Away: <i>Birmingham-Southern leads 2-0</i>					01-13-92	H	L	71-73			
12-30-02	H	W	70-55	Neutral: <i>Barber-Scotia leads 1-0</i>				01-05-02	A	L	54-65	01-25-92	A	L	61-85				
12-30-03	A	W	72-53	11-27-89	A	W	60-50	02-09-02	H	W	61-55	01-11-93	A	L	62-80				
11-24-12	H	L	68-69	02-01-90	H	W	70-56	01-02-03	H	W	62-60	01-23-93	H	L	73-75				
11-22-15	A	W	62-54	11-20-93	N	L	75-80	02-01-03	A	L	48-56	01-29-94	A	L	56-84				
ANDERSON				BARTON				BOWIE STATE					02-26-94	H	W	87-86			
Overall: <i>Elon leads 1-0</i>				(formerly <i>Atlantic Christian</i>)				Overall: <i>Bowie State leads 1-0</i>					01-21-95	H	L	45-63			
11-14-14	H	W	77-72	Overall: <i>Elon leads 15-14</i>				12-13-97	H	L	66-71	02-18-95	A	L	50-67				
APPALACHIAN STATE				Home: <i>Elon leads 11-5</i>				BUCKNELL					01-13-96	A	W	76-73			
Overall: <i>Appalachian State leads 22-12</i>				Away: <i>Barton leads 8-0</i>				Overall: <i>Series tied 1-1</i>					12-03-96	H	W	56-41			
Home: <i>Appalachian State leads 9-6</i>				Neutral: <i>Barton leads 1-0</i>				12-06-98					N	L	64-73				
Away: <i>Appalachian State leads 11-5</i>				Unknown: <i>Elon leads 4-0</i>				11-22-16					H	W	64-58				
Neutral: <i>Appalachian State leads 2-1</i>				1975-76	--	W	89-79	CAMPBELL					CATAWBA						
01-28-72	A	L	20-53	01-08-77	H	W	86-84	Overall: <i>Campbell leads 19-12</i>					Overall: <i>Elon leads 30-19</i>						
02-05-73	H	W	55-42	02-09-78	A	L	66-77	Home: <i>Campbell leads 9-7</i>					Home: <i>Elon leads 14-7</i>						
01-29-74	A	W	61-59	12-09-78	H	W	77-74	Away: <i>Campbell leads 10-4</i>					Away: <i>Catawba leads 11-10</i>						
01-21-75	H	W	82-60	12-08-79	H	W	79-75 (OT)	Neutral: <i>Elon leads 1-0</i>					Neutral: <i>Series tied 1-1</i>						
02-10-75	A	W	63-58	02-28-80	N	L	82-91	02-08-72					A	L	30-57	Unknown: <i>Elon leads 5-0</i>			
02-17-76	H	L	60-86	1980-81	--	W	76-70	02-02-72					A	L	42-48				
02-05-77	A	L	76-87	02-20-81	H	W	94-79	02-21-72					H	L	30-43				
11-24-80	H	W	82-69	1981-82	--	W	94-66	02-15-73					H	W	56-42				
12-08-86	A	L	50-93	1981-82	--	W	78-59	1972-73					A	W	45-40				
12-20-03	A	W	79-75	11-23-82	H	L	82-87	02-12-74					H	W	79-42				
01-24-04	H	W	75-68	12-08-82	A	L	61-74	01-15-76					A	W	91-82				
11-30-04	A	L	50-76	01-20-83	H	L	74-77	12-02-77					A	L	77-94				
01-22-05	H	L	35-52	11-21-83	H	W	83-70	02-15-78					H	L	63-67				
12-19-05	A	L	63-66	12-06-83	H	W	72-67	12-02-78					A	L	82-87				
02-25-06	H	L	53-61	02-20-84	A	L	57-65	02-01-79					H	W	83-54				
12-16-06	A	L	52-63	12-08-84	A	L	53-55	02-20-79					H	L	82-85				
02-24-07	H	L	61-63	02-16-85	H	W	67-51	02-20-80					N	W	85-63				
02-27-07	N	L	50-64	01-20-86	A	L	62-64	01-25-83					A	L	60-92				
01-19-08	H	L	56-58	02-08-86	H	L	51-56	02-18-83					H	L	67-70				
02-16-08	A	W	2-52	12-10-86	H	L	65-67	11-29-83					H	W	82-78				
01-06-09	H	L	59-63	02-07-87	H	W	67-43	01-10-84					A	L	73-75				
02-09-09	A	W	73-55	12-07-87	H	W	70-67	11-29-84					A	L	54-69				
01-02-10	A	L	66-85	02-06-88	A	L	71-89	01-18-85					H	L	62-81				
02-06-10	H	L	54-73	01-18-89	A	L	65-76	12-12-85					H	L	53-70				
11-29-10	A	L	67-100	02-06-89	H	W	79-75	01-25-86					A	L	53-70				
01-24-11	H	L	54-67	12-15-93	H	W	77-76	02-03-87					A	L	62-65				
03-06-11	N	L	48-72	01-30-95	A	L	50-68	01-18-88					H	L	56-80				
01-07-12	H	L	58-72	12-09-95	H	L	66-68	11-14-98					A	L	67-76				
02-13-12	A	L	68-84	BELMONT ABBEY				01-04-00					H	L	59-65				
02-02-13	A	L	62-80	Overall: <i>Belmont Abbey leads 6-3</i>				11-11-06					H	W	60-46				
02-25-13	H	W	75-58	Home: <i>Belmont Abbey leads 2-1</i>				11-30-06					A	W	76-68				
01-17-14	H	W	66-54	Away: <i>Belmont Abbey leads 4-1</i>				11-10-07					H	L	51-57				
02-17-14	A	L	60-71	Neutral: <i>Elon leads 1-0</i>				12-14-11					H	W	89-88				
03-08-14	N	W	59-56	12-15-83	A	L	58-87	12-20-12					A	L	69-79				
				02-01-84	H	W	64-57	12-20-13					H	W	56-49				
				11-21-85	A	L	48-65	12-17-14					A	W	77-51				
								02-12-86					H	L	54-56				
								01-27-87					H	W	77-60				
								02-12-87					A	W	70-67				
								12-09-87					A	W	75-68				
								01-23-88					H	W	91-84				
								11-20-88					A	L	66-67				
								01-11-89					H	W	2-0 (for.)				
								02-13-89					H	W	2-0 (for.)				
								01-17-90					H	L	63-66				
								02-14-90					A	L	54-65				

GAME-BY-GAME vs. OPPONENT

01-16-91	A	L	69-81	12-16-05	H	L	36-49	12-08-08	H	L	55-85	DELAWARE									
02-13-91	H	W	81-59	01-28-06	A	L	47-77	01-04-09	A	L	42-68	Overall: <i>Elon leads 6-1</i>									
11-15-92	H	L	52-68	12-30-06	A	L	59-69	12-07-09	A	L	50-63	Home: <i>Elon leads 3-0</i>									
02-12-92	A	L	68-81	01-27-07	H	L	50-58	01-25-10	H	L	57-64	Away: <i>Elon leads 3-0</i>									
01-13-93	A	L	66-87	01-12-08	A	L	53-68	01-22-11	H	W	56-49	Neutral: <i>Delaware leads 1-0</i>									
02-10-93	H	L	95-107	02-09-08	H	L	43-65	02-26-11	A	W	61-51	01-04-15	A	W	60-50						
02-19-93	N	L	62-83	12-17-08	A	L	51-70	01-15-12	H	W	51-46	03-04-15	H	W	77-76 (OT)						
01-19-94	H	L	42-62	02-02-09	H	L	56-82	02-20-12	A	W	63-50	02-07-16	A	W	66-64 (2OT)						
02-16-94	A	W	79-68	12-17-09	H	W	74-66	12-01-12	H	L	55-57	02-26-16	H	W	62-45						
01-11-95	A	L	58-68	01-30-10	A	L	64-83	01-20-13	A	W	63-56	03-10-16	N	L	50-57						
02-08-95	H	L	41-61	01-10-11	A	W	74-61	01-11-15	H	W	77-68	1-8-17	H	W	69-42						
01-24-96	A	W	67-57	02-21-11	H	L	63-73	02-08-15	A	W	75-71	2-24-17	A	W	57-48						
02-21-96	H	W	66-59	12-03-11	H	L	46-59	01-22-16	H	W	52-41	DELAWARE STATE									
02-29-96	N	W	67-47	01-30-12	A	L	65-80	02-19-16	A	W	54-38	Overall: <i>Delaware State leads 1-0</i>									
01-15-97	A	L	44-72	01-07-13	H	W	70-60	1-2-17	H	W	70-57	11-25-01	N	L	55-56						
02-12-97	H	L	63-69	02-09-13	A	L	40-63	1-13-17	A	W	84-56	DISTRICT OF COLUMBIA									
CENTRAL MICHIGAN				12-16-13	H	L	43-66	CONCORD				Overall: <i>Series tied 1-1</i>									
Overall: <i>Elon leads 1-0</i>				02-28-14	A	L	55-69	Overall: <i>Concord leads 3-1</i>				12-04-93				N	L	65-69			
11-19-16	A	W	71-57	03-09-14	N	L	44-77	Home: <i>Series tied 1-1</i>				12-06-97				H	W	76-42			
CHARLESTON SOUTHERN				CLAFLIN				Away: <i>Concord leads 2-0</i>				DREXEL									
Overall: <i>Elon leads 8-5</i>				Overall: <i>Clafin leads 1-0</i>				12-06-86				H	L	61-70	Overall: <i>Drexel leads 4-2</i>						
Home: <i>Elon leads 3-2</i>				11-17-90				A	L	61-97	11-23-87				A	L	66-74	Home: <i>Drexel leads 2-1</i>			
Away: <i>Charleston Southern leads 3-2</i>				COASTAL CAROLINA				11-23-91				A	L	82-86	Away: <i>Drexel leads 2-1</i>						
Neutral: <i>Elon leads 2-0</i>				Overall: <i>Coastal Carolina leads 11-7</i>				11-21-97				H	W	92-54	01-06-15				H	L	47-57
Unknown: <i>Elon leads 1-0</i>				Home: <i>Elon leads 4-3</i>				DAVIDSON				02-27-15				A	L	51-54			
1981-82	--	W	71-66	Away: <i>Coastal Carolina leads 6-2</i>				Overall: <i>Davidson leads 19-8</i>				01-17-16				A	L	31-74			
01-13-99	H	L	64-76	Neutral: <i>Coastal Carolina leads 2-1</i>				Home: <i>Davidson leads 8-4</i>				02-21-16				H	L	47-54			
02-18-99	A	L	67-79	11-16-85	N	W	64-57	Away: <i>Davidson leads 9-2</i>				1-6-17				A	W	48-45			
01-10-00	A	W	63-60	11-27-94	A	L	51-58	Neutral: <i>Davidson leads 2-1</i>				1-15-17				H	W	75-65			
01-17-00	H	L	54-59	01-03-98	H	L	50-53	Unknown: <i>Elon leads 1-0</i>				DUKE									
01-15-01	A	L	73-76	02-21-98	A	L	64-69	02-25-77				--	W	65-52	Overall: <i>Series tied 4-4</i>						
02-03-01	H	W	69-59	12-19-98	N	L	50-55	11-62-02				H	W	63-50	Home: <i>Elon leads 1-0</i>						
03-02-01	N	W	67-53	01-09-99	H	L	57-75	01-17-04				H	L	62-64	Away: <i>Duke leads 4-2</i>						
01-12-02	H	W	75-58	02-01-99	A	L	47-63	02-14-04				A	W	55-53	Unknown: <i>Elon leads 1-0</i>						
02-02-02	A	L	53-57	01-15-00	H	L	69-73	01-15-05				A	L	44-67	02-07-76				H	W	82-43
01-11-03	A	W	51-45	02-14-00	A	L	62-75	02-12-05				H	L	58-62	02-14-76				A	W	50-47
02-08-03	H	W	87-73	01-13-01	A	L	59-65	01-17-06				A	L	41-54	01-21-77				A	W	48-47
12-21-07	N	W	64-51	02-05-01	H	W	62-54	02-14-06				H	L	47-60	02-24-77				--	W	74-38
CHARLOTTE				01-14-02	H	W	65-55	03-03-06				N	L	53-55	12-02-99				A	L	44-101
Overall: <i>Series tied 4-4</i>				02-04-02	A	W	60-50	01-16-07				H	L	49-68	11-16-01				A	L	52-102
Home: <i>Charlotte leads 2-1</i>				02-27-02	N	L	64-66	02-13-07				A	L	50-63	11-21-03				A	L	26-108
Away: <i>Series tied 1-1</i>				01-13-03	A	W	60-50	01-21-08				H	L	40-50	12-8-16				A	L	61-68
Neutral: <i>Series tied 1-1</i>				02-10-03	H	W	74-58	02-18-08				A	L	54-68	EAST CAROLINA						
Unknown: <i>Elon leads 1-0</i>				12-29-09	A	L	49-61	03-08-08				N	W	68-49	Overall: <i>East Carolina leads 9-2</i>						
02-18-78	H	L	58-88	11-21-10	H	W	73-58	01-03-09				A	L	58-72	Home: <i>East Carolina leads 4-1</i>						
11-24-78	H	L	75-86	COLLEGE OF CHARLESTON				02-07-09				H	L	65-79	Away: <i>East Carolina leads 4-1</i>						
02-23-80	N	L	78-79	Overall: <i>Elon leads 15-14</i>				01-04-10				H	L	73-82	Neutral: <i>East Carolina leads 1-0</i>						
1980-81	--	W	98-68	Home: <i>Elon leads 8-6</i>				02-08-10				A	W	77-63	03-03-73				H	L	51-54
02-28-81	N	W	89-86	Away: <i>Elon leads 7-6</i>				12-20-10				H	W	61-60	01-31-74				H	W	54-53
11-19-11	A	L	58-89	Neutral: <i>College of Charleston leads 2-0</i>				01-31-11				A	L	65-69	01-18-75				A	L	63-69
11-21-14	A	W	67-54	03-12-81	N	L	71-85	01-04-12				A	L	66-75	02-06-75				A	W	71-64
11-19-15	H	W	90-83	12-18-81	H	L	70-92	02-11-12				H	L	51-78	02-10-76				H	L	85-91
CHATTANOOGA				01-10-04	A	L	68-86	01-26-13				A	L	62-77	01-25-77				A	L	72-88
Overall: <i>Chattanooga leads 21-3</i>				02-07-04	H	W	97-72	03-02-13				H	W	72-56	01-17-78				H	L	64-79
Home: <i>Chattanooga leads 9-2</i>				01-08-05	H	L	47-57	03-10-13				N	L	61-71	12-05-98				N	L	37-56
Away: <i>Chattanooga leads 10-1</i>				02-05-05	A	L	51-60	01-11-14				A	L	62-67	11-27-11				A	L	46-60
Neutral: <i>Chattanooga leads 2-0</i>				03-02-05	N	L	39-69	02-10-14				H	W	66-63	12-29-12				A	L	64-71
12-13-03	A	L	58-84	01-14-06	H	W	65-44	DAVIS & ELKINS				11-23-14				H	L	84-93			
02-21-04	H	L	42-58	02-11-06	A	W	50-39	Overall: <i>Elon leads 2-0</i>				01-25-93				A	W	65-48			
03-05-04	N	L	37-67	01-13-07	A	L	34-63	01-06-94				H	W	79-57							
12-17-04	H	L	46-50	02-10-07	H	W	64-58														
02-19-05	A	L	44-76	01-05-08	H	L	40-44														
				02-02-08	A	L	53-56														

GAME-BY-GAME vs. OPPONENT

EAST TENNESSEE STATE

Overall: *Elon leads 5-3*
 Home: *Elon leads 3-1*
 Away: *ETSU leads 2-1*
 Neutral: *Elon leads 1-0*

11-24-79	H	W	63-62
12-18-03	A	L	54-64
02-23-04	H	W	77-65
03-05-04	N	W	84-68
12-02-04	H	L	58-80
02-21-05	A	L	62-80
11-29-15	H	W	50-38
12-17-16	A	W	79-51

EASTERN KENTUCKY

Overall: *Elon leads 2-1*
 Home: *Elon leads 1-0*
 Neutral: *Series tied 1-1*

03-09-74	N	W	64-61
12-01-01	N	L	58-75
03-20-13	H	W	68-61

EASTERN WASHINGTON

Overall: *Elon leads 1-0*

11-18-16	N	W	76-55
----------	---	---	-------

FAIRMONT STATE

Overall: *Elon leads 1-0*

01-02-97	H	W	86-68
----------	---	---	-------

FAYETTEVILLE STATE

Overall: *Series tied 4-4*
 Home: *Elon leads 2-1*
 Away: *Fayetteville State leads 2-0*
 Unknown: *Elon leads 2-1*

1980-81	--	W	95-58
1981-82	--	L	60-76
1981-82	--	W	73-65
02-09-83	H	W	91-83
12-05-83	H	W	88-81
02-14-84	A	L	64-74
02-06-85	A	L	69-106
12-01-97	H	L	72-79

FLAGLER

Overall: *Elon leads 1-0*

12-15-95	A	W	2-0 (for.)
----------	---	---	------------

FLORIDA

Overall: *Florida leads 1-0*

12-18-01	A	L	53-81
----------	---	---	-------

FLORIDA INTERNATIONAL

Overall: *Florida International leads 1-0*

11-26-04	A	L	44-56
----------	---	---	-------

FORDHAM

Overall: *Elon leads 1-0*

11-12-10	H	W	91-77
----------	---	---	-------

FRANCIS MARION

Overall: *Elon leads 1-0*

11-29-89	H	W	68-64
----------	---	---	-------

FURMAN

Overall: *Elon leads 15-11*
 Home: *Elon leads 8-4*
 Away: *Furman leads 7-5*
 Neutral: *Elon leads 2-0*

01-27-73	N	W	72-38
01-29-04	H	L	38-48
02-29-04	A	L	44-74
12-07-04	A	L	42-62
02-26-05	H	L	50-65
01-23-06	H	W	61-56
02-21-06	A	W	50-47
01-22-07	H	W	56-50
02-19-07	A	L	54-59
12-15-07	A	W	54-48
02-28-08	H	W	66-44
01-12-09	A	L	76-78
02-23-09	H	L	60-74
01-16-10	H	W	63-61
02-20-10	A	W	58-55
01-14-11	H	W	79-59
02-14-11	A	W	58-57
03-05-11	N	W	69-62
12-17-11	A	L	60-75
02-04-12	H	W	76-58
01-18-13	H	W	79-69
02-23-13	A	L	71-74
01-25-14	A	L	65-66
02-24-14	H	L	66-71
12-29-14	H	W	81-71
12-05-15	A	W	65-55

GARDNER-WEBB

Overall: *Elon leads 12-10*
 Home: *Elon leads 5-4*
 Away: *Gardner-Webb leads 6-5*
 Neutral: *Elon leads 1-0*
 Unknown: *Elon leads 1-0*

1980-81	--	W	100-70
01-28-88	A	W	64-55
02-20-88	H	W	76-57
01-24-90	A	L	76-80
02-21-90	H	L	87-93
01-23-91	A	L	77-83
02-11-91	H	L	72-89
01-22-92	A	L	69-74
02-10-92	H	W	79-76
02-20-92	A	L	68-76
01-20-93	H	W	81-68
02-08-93	A	L	67-70
01-25-94	A	W	71-66
02-23-94	H	W	86-81
01-18-95	A	W	73-70
02-15-98	H	L	56-64
01-10-96	H	L	57-72
02-07-96	A	L	54-61
01-22-97	H	W	65-57
02-19-97	A	W	67-65
02-28-97	A	W	68-55
12-29-01	N	W	73-65

GEORGIA COLLEGE

Overall: *Georgia College leads 1-0*

12-16-94	H	L	72-75
----------	---	---	-------

GEORGIA SOUTHERN

Overall: *Elon leads 12-11*
 Home: *Elon leads 7-4*
 Away: *Georgia Southern leads 7-4*
 Neutral: *Elon leads 1-0*

01-12-04	A	W	69-58
02-09-04	H	W	58-53
01-10-05	H	L	61-69
02-07-05	A	L	41-57
01-07-06	A	L	58-64
02-04-06	H	W	58-48
01-06-07	H	W	55-50
02-03-07	A	L	37-46
01-07-08	H	L	46-64
02-04-08	A	L	51-70
12-06-08	H	L	58-67
01-26-09	A	L	29-59
03-05-09	N	W	57-54
12-05-09	A	L	58-70
01-23-10	H	L	66-71
01-03-10	H	W	77-61
02-07-11	A	L	69-71 (OT)
01-13-12	H	W	61-60
02-18-12	A	W	83-53
01-28-13	H	W	70-59
03-04-13	A	W	76-65
01-13-14	A	W	68-49
02-08-14	H	W	85-60

GEORGIA STATE

Overall: *Elon leads 1-0*

12-22-16	A	W	84-67
----------	---	---	-------

GEORGIA TECH

Overall: *Georgia Tech leads 2-0*

11-26-99	A	L	53-85
03-19-15	A	L	47-69

GLENVILLE STATE

Overall: *Elon leads 2-0*

12-03-82	N	W	73-70
11-22-83	H	W	68-59

GREENSBORO

Overall: *Elon leads 3-1*
 Home: *Elon leads 2-0*
 Away: *Greensboro leads 1-0*
 Neutral: *Elon leads 1-0*

11-26-90	A	L	75-77
12-06-91	N	W	87-36
01-07-00	H	W	91-48
12-15-04	H	W	50-38

GREEN BAY

Overall: *Green Bay leads 1-0*

11-11-16	A	L	56-71
----------	---	---	-------

GUILFORD

Overall: *Elon leads 23-10*
 Home: *Elon leads 12-3*
 Away: *Guilford leads 6-5*
 Neutral: *Series tied 1-1*
 Unknown: *Elon leads 5-0*

01-18-77	A	W	60-59
02-17-77	--	W	75-52
02-21-78	H	W	71-68

01-25-79	A	W	72-63
02-23-79	H	W	87-60
01-12-80	H	W	81-55
01-17-80	A	W	101-66
1980-81	--	W	62-48
1980-81	--	W	83-46
02-19-81	H	W	104-73
12-07-81	H	W	100-50
1981-82	--	W	87-73
11-22-82	H	W	75-63
11-30-82	H	L	73-74
02-19-83	A	L	76-83
02-24-83	--	W	100-77
02-01-83	H	W	102-94
02-18-84	A	W	79-72
02-23-84	N	L	67-97
11-19-84	H	W	77-70
01-29-85	A	L	50-61
02-15-85	H	W	70-63
12-10-85	A	L	49-63
02-01-86	H	W	64-59
12-13-86	A	L	49-63
01-29-87	H	L	44-51
11-17-87	A	L	50-64
02-08-88	H	W	79-64
11-18-88	N	W	71-60
01-23-89	H	L	56-67
11-21-89	A	L	76-81
12-07-91	A	W	98-48
11-20-05	H	W	83-32

HAMPTON

Overall: *Hampton leads 1-0*

12-28-01	N	L	73-78
----------	---	---	-------

HENDERSON STATE

Overall: *Elon leads 1-0*

11-22-96	N	W	66-64
----------	---	---	-------

HIGH POINT

Overall: *High Point leads 39-37*
 Home: *Elon leads 17-11*
 Away: *High Point leads 18-12*
 Neutral: *Series tied 4-4*
 Unknown: *High Point leads 6-4*

02-03-72	H	L	34-38
1972	--	L	23-48
02-01-73	H	W	45-43
1973	A	W	43-39
01-22-74	A	W	76-51
02-14/74	H	W	75-53
02-17-75	H	W	82-71
02-24-75	A	W	81-52
02-27-75	N	W	100-69
12-12-75	A	L	58-128
01-21-76	H	L	57-93
02-21-76	--	L	66-92
12-08-76	H	L	37-86
01-12-77	A	L	56-96
02-19-77	--	L	60-86
12-10-77	A	L	61-81
01-06-79	H	L	55-96
03-01-79	--	L	50-76
12-01-79	A	L	64-74
01-05-80	H	W	72-64
02-22-80	N	L	73-85

GAME-BY-GAME vs. OPPONENT

1980-81	--	L	70-79	2-16-17	H	W	72-61	LEES-McRAE	02-23-00	H	L	57-73			
1980-81	--	W	76-75	3-9-17	N	W	78-50	<i>Overall: Lees-McRae leads 3-2</i>	03-03-00	N	L	51-68			
02-21-81	H	W	77-70					<i>Home: Elon leads 2-1</i>	01-20-01	H	W	76-58			
02-27-81	N	L	82-86					<i>Away: Lees-McRae leads 2-0</i>	02-20-01	A	L	53-64			
1981-82	--	W	66-64	IUPUI					02-03-01	N	L	47-52			
1981-82	--	W	66-61	<i>Overall: Series tied 1-1</i>					01-21-02	H	W	68-59			
1981-82	--	W	80-62	01-30-98	H	W	72-62	02-06-92	A	L	84-98				
01-19-82	H	W	77-42	12-16-98	A	L	54-94	11-30-92	H	L	83-97				
02-15-83	A	W	75-55					12-14-94	A	L	56-67				
01-18-84	A	L	70-78	IONA					01-23-95	H	W	83-57			
02-06-84	H	W	69-63	<i>Overall: Elon leads 1-0</i>					11-18-95	H	W	88-67			
11-20-84	H	W	86-78	12-03-06	H	W	51-35	LEHIGH			02-22-03	H	L	66-74	
01-21-85	H	W	66-61					<i>Overall: Lehigh leads 1-0</i>			11-25-14	H	W	73-62	
02-04-85	A	L	64-90	JACKSONVILLE					11-24-01	A	L	68-83			
02-22-85	A	L	64-68	<i>Overall: Elon leads 2-0</i>					LIMESTONE						
11-25-85	A	L	53-59	12-03-00	H	W	61-44	<i>Overall: Limestone leads 4-0</i>							
02-10-86	H	L	66-77	12-16-01	A	W	57-47	<i>Home: Elon leads 2-0</i>							
02-22-86	--	L	59-78					<i>Away: Elon leads 1-0</i>							
01-10-87	H	W	73-64	JAMES MADISON					<i>Neutral: Elon leads 1-0</i>						
01-18-87	A	W	72-65	<i>(formerly Madison)</i>					11-19-93	N	W	70-50			
01-13-88	A	W	92-85	<i>Overall: James Madison leads 7-2</i>					11-18-94	H	W	61-60			
02-10-88	H	W	75-68	<i>Home: James Madison leads 3-0</i>					11-28-95	A	W	71-43			
1988-89	A	L	50-64	<i>Away: James Madison leads 3-2</i>					12-05-95	H	W	89-59			
01-21-89	H	L	68-74	<i>Neutral: James Madison leads 1-0</i>					LIVINGSTONE						
11-18-89	N	W	76-73	03-08-74	A	W	66-54	12-14-78	H	W	77-74	<i>Overall: Elon leads 1-0</i>			
11-28-90	H	L	63-74	01-15-15	H	L	51-68	01-21-80	H	L	74-84	1972	--	W	60-30
12-08-90	A	L	79-81	01-30-15	A	L	60-89	1980-81	--	L	77-95	LOCK HAVEN			
12-02-91	A	W	83-65	03-14-15	N	L	60-63	01-11-83	A	W	82-66	<i>Overall: Elon leads 1-0</i>			
12-18-92	A	W	89-68	01-10-16	H	L	76-81(OT)	01-14-85	A	W	66-53	LONGWOOD			
12-11-93	H	W	85-65	02-28-16	A	L	72-73	02-17-85	A	W	94-64	<i>Overall: Elon leads 13-7</i>			
11-20-94	H	L	72-80	1-20-17	H	L	70-76	01-13-86	A	L	67-70	<i>Home: Elon leads 9-3</i>			
12-10-94	A	L	58-65	2-12-17	A	L	54-61	02-16-86	H	W	59-47	<i>Away: Series tied 4-4</i>			
12-02-95	A	W	66-61	3-11-17	A	W	78-60	01-12-87	H	W	64-63	LYNCHBURG			
11-19-96	H	L	49-51	JOHNSON C. SMITH					02-05-87	A	L	46-79	<i>Overall: Elon leads 1-0</i>		
11-15-97	N	W	48-45	<i>Overall: Elon leads 1-0</i>					02-19-87	N	L	57-72	<i>Home: Elon leads 9-3</i>		
02-07-98	A	L	55-76	<i>1980-81 -- W 2-0 (for.)</i>					12-11-87	A	W	77-72	<i>Away: Series tied 4-4</i>		
02-26-98	N	L	60-65	KANSAS STATE					02-04-88	H	W	68-66	MANHATTAN		
01-30-99	A	L	53-74	<i>Overall: Kansas State leads 1-0</i>					02-25-88	N	L	66-74	<i>Overall: Manhattan leads 1-0</i>		
02-20-99	H	W	79-71	KENNESAW STATE					01-09-89	H	W	68-63	<i>Home: Liberty leads 4-3</i>		
02-25-99	N	W	58-54	<i>Overall: Kennesaw State leads 1-0</i>					02-02-89	A	L	75-91	<i>Away: Liberty leads 6-1</i>		
01-29-00	A	W	63-44	<i>11-25-06 N L 34-75</i>					01-20-90	H	W	75-61	<i>Neutral: Liberty leads 2-0</i>		
02-26-00	H	W	70-62	KENT STATE					02-17-90	A	L	82-97	MANHATTAN		
01-27-01	H	W	75-71	<i>Overall: Kent State leads 1-0</i>					01-19-91	A	L	59-70	<i>Overall: Manhattan leads 1-0</i>		
02-24-01	A	W	67-63	KENTUCKY					02-16-91	H	W	89-69	<i>Home: Liberty leads 4-3</i>		
01-26-02	A	L	82-83	<i>Overall: Kentucky leads 1-0</i>					01-18-92	H	W	90-72	<i>Away: Liberty leads 6-1</i>		
02-23-02	H	L	64-77	<i>03-07-74 N W 63-50</i>					02-15-92	A	W	84-63	<i>Neutral: Liberty leads 2-0</i>		
01-25-03	H	W	64-63	KENTUCKY STATE					01-16-93	A	W	80-73	MANHATTAN		
03-01-03	A	W	68-41	<i>Overall: Kentucky State leads 1-0</i>					02-13-93	H	W	88-69	<i>Overall: Manhattan leads 1-0</i>		
03-08-03	N	L	66-80	<i>03-02-82 N L 69-73</i>					01-22-94	H	W	80-76	<i>Home: Liberty leads 4-3</i>		
12-06-05	A	L	57-65	KING					02-19-94	A	W	79-72	<i>Away: Liberty leads 6-1</i>		
12-06-06	H	L	51-54	<i>Overall: King leads 1-0</i>					01-14-95	H	W	68-52	<i>Neutral: Liberty leads 2-0</i>		
12-17-07	A	L	71-77	LANDER					02-11-95	A	L	60-68	MANHATTAN		
01-15-09	A	L	48-82	<i>Overall: Series tied 1-1</i>					02-12-96	H	W	67-42	<i>Overall: Manhattan leads 1-0</i>		
11-30-14	A	L	71-87	<i>01-22-87 N L 47-73</i>					02-19-96	A	W	71-44	<i>Home: Liberty leads 4-3</i>		
12-19-15	H	W	80-69	<i>11-17-89 N W 74-70</i>					01-25-97	A	W	70-63	<i>Away: Liberty leads 6-1</i>		
HOFSTRA				<i>Overall: Kentucky State leads 1-0</i>				LIBERTY				<i>Overall: Liberty leads 12-4</i>			
<i>Overall: Elon leads 5-2</i>				<i>03-02-82 N L 69-73</i>				<i>Overall: Liberty leads 12-4</i>				<i>Home: Liberty leads 4-3</i>			
<i>Home: Elon leads 2-1</i>				KING				<i>Home: Liberty leads 4-3</i>				<i>Away: Liberty leads 6-1</i>			
<i>Away: Elon leads 2-1</i>				<i>Overall: Elon leads 1-0</i>				<i>Away: Liberty leads 6-1</i>				<i>Neutral: Liberty leads 2-0</i>			
<i>Neutral: Elon leads 1-0</i>				<i>12-28-16 H W 93-47</i>				<i>Neutral: Liberty leads 2-0</i>				MANHATTAN			
02-15-15	H	L	53-55	LANDER				<i>Overall: Liberty leads 12-4</i>				<i>Overall: Manhattan leads 1-0</i>			
03-01-15	A	W	64-58	<i>Overall: Series tied 1-1</i>				<i>Home: Liberty leads 4-3</i>				<i>Home: Liberty leads 4-3</i>			
01-08-16	H	W	61-60	<i>01-22-87 N L 47-73</i>				<i>Away: Liberty leads 6-1</i>				<i>Away: Liberty leads 6-1</i>			
01-31-16	A	L	49-59	<i>11-17-89 N W 74-70</i>				<i>Neutral: Liberty leads 2-0</i>				<i>Away: Liberty leads 6-1</i>			
1-29-17	A	W	64-53	<i>01-22-87 N L 47-73</i>				<i>Neutral: Liberty leads 2-0</i>				<i>Neutral: Liberty leads 2-0</i>			
				<i>11-17-89 N W 74-70</i>				<i>Neutral: Liberty leads 2-0</i>				<i>Neutral: Liberty leads 2-0</i>			

GAME-BY-GAME vs. OPPONENT

MARS HILL

Overall: Mars Hill leads 20-15
Home: Mars Hill leads 8-7
Away: Mars Hill leads 10-6
Neutral: Series tied 1-1
Unknown: Series tied 1-1

1971-72	--	L	37-59
03-02-73	H	W	49-41
01-19-74	A	W	62-58
02-21-74	N	W	53-41
01-24-75	A	W	61-55
01-24-76	A	L	65-107
01-29-77	H	L	80-94
1977-78	H	L	65-96
12-08-78	H	L	81-87
01-08-80	A	W	93-76
1980-81	--	W	107-75
02-11-85	A	L	69-74
01-09-86	H	L	54-68
02-14-86	A	L	53-67
01-08-87	H	W	69-64
01-28-89	A	L	87-99
02-18-89	H	L	70-81
01-10-90	A	W	80-76
02-07-90	H	W	58-49
01-09-91	H	W	87-74
02-06-91	A	W	83-81
01-09-92	H	W	105-86
01-27-92	A	W	77-76
01-06-93	H	W	76-66
02-03-93	A	L	84-90
01-12-94	A	L	66-71
02-09-94	H	L	72-78
03-01-94	A	L	62-67
01-25-95	H	L	63-75
02-22-95	A	L	44-61
01-17-96	A	L	74-80
02-14-96	H	L	88-89
03-01-96	N	L	62-66
01-08-97	H	W	81-69
02-05-97	A	L	68-83

MARSHALL

Overall: Marshall leads 3-1
Home: Elon leads 1-0
Away: Marshall leads 1-0
Neutral: Marshall leads 2-0

01-12-74	H	W	60-46
12-18-98	N	L	56-62
12-29-04	N	L	43-71
12-30-10	A	L	69-79

MASSACHUSETTS

Overall: Massachusetts leads 2-0

12-30-04	N	L	50-57
12-28-11	N	L	56-76

McNEESE STATE

Overall: McNeese State leads 1-0

03-23-13	H	L	58-66
----------	---	---	-------

MERCER

Overall: Mercer leads 1-0

01-22-79	H	L	59-77
----------	---	---	-------

METHODIST

Overall: Elon leads 1-0

12-05-86	H	W	88-62
----------	---	---	-------

MILLIGAN

Overall: Milligan leads 2-0

12-03-88	H	L	70-74
01-27-89	A	L	73-84

MISSOURI WESTERN

Overall: Elon leads 1-0

11-23-79	H	W	96-65
----------	---	---	-------

MONTREAT

Overall: Elon leads 1-0

11-19-06	H	W	104-59
----------	---	---	--------

MOREHEAD STATE

Overall: Series tied 1-1

12-02-00	N	W	85-72
12-02-01	A	L	56-57

MORGAN STATE

Overall: Elon leads 2-0

12-05-10	A	W	69-61
12-13-12	H	W	74-54

MORRIS BROWN

Overall: Elon leads 2-0

01-20-03	A	W	73-22
02-15-03	H	W	85-45

MOUNT OLIVE

Overall: Elon leads 7-2
Home: Elon leads 3-1
Away: Elon leads 4-1

11-15-85	A	L	68-71
01-16-86	A	W	71-69
11-24-86	A	W	62-56
01-21-88	H	W	93-69
02-16-88	A	W	79-63
01-16-89	A	W	78-63
02-04-89	H	W	74-55
02-14-94	H	L	78-90
12-22-13	H	W	84-68

NAVY

Overall: Navy leads 2-1
Home: Series tied 1-1
Away: Navy leads 1-0

11-14-09	H	L	61-68
11-16-14	H	W	69-56
11-24-15	A	L	70-73(20T)

UNLV

Overall: UNLV leads 1-0

11-24-06	A	L	40-70
----------	---	---	-------

NEW MEXICO STATE

Overall: New Mexico State leads 1-0

12-17-97	A	L	54-63
----------	---	---	-------

NEW ORLEANS

Overall: Series tied 1-1

12-14-99	H	W	83-62
11-25-00	A	L	55-71

NEWBERRY

Overall: Series tied 1-1

11-19-88	N	L	65-72
01-04-97	H	W	82-48

NORFOLK STATE

Overall: Series tied 2-2

11-21-98	A	L	56-70
01-06-99	H	L	67-78
12-04-99	H	W	91-52
01-31-01	A	W	67-61

NORTH CAROLINA

Overall: North Carolina leads 9-2
Home: Elon leads 2-0
Away: North Carolina leads 8-0
Neutral: North Carolina leads 1-0

02-19-74	H	W	65-57
01-17-75	A	L	68-70
--	H	W	83-71
01-17-76	A	L	72-89
12-28-00	A	L	58-77
12-17-02	A	L	50-83
11-19-04	A	L	40-86
11-17-06	A	L	36-90
11-13-07	A	L	53-98
12-21-14	N	L	67-85
12-4-16	A	L	73-78

NORTH CAROLINA A&T

Overall: Elon leads 10-7
Home: Elon leads 5-2
Away: North Carolina A&T leads 4-3
Unknown: Elon leads 2-1

01-03-80	H	W	94-67
02-08-80	A	W	68-64
11-25-80	H	W	68-47
1980-81	--	W	91-74
1980-81	--	W	63-62
1981-82	--	L	56-63
11-19-99	A	W	75-61
12-30-00	H	W	76-72
12-05-01	A	W	65-38
01-16-03	H	W	80-45
12-02-03	A	L	63-78
11-18-05	H	W	75-70
12-20-06	A	L	46-81
11-19-07	H	L	46-53
11-20-08	A	L	60-90
12-31-12	A	L	65-75
12-31-13	H	L	57-58

UNC ASHEVILLE

Overall: Elon leads 11-4
Home: Elon leads 5-1
Away: Elon leads 6-3

11-29-93	A	L	48-68
01-24-98	H	W	69-66
02-04-98	A	W	70-65
01-16-99	H	W	58-47
02-06-99	A	L	56-76

01-22-00	A	L	51-55
02-09-00	H	L	47-50
03-02-00	A	W	58-39
01-06-01	H	W	88-76
02-10-01	A	W	85-61
01-19-02	A	W	80-57
02-07-02	H	W	68-41
01-07-03	H	W	52-44
03-26-03	A	W	61-44
12-21-09	A	W	73-68

NORTH CAROLINA CENTRAL

Overall: Elon leads 12-1
Home: Elon leads 7-0
Away: Elon leads 4-1
Unknown: Elon leads 1-0

02-01-72	A	L	42-45
02-16-72	H	W	37-31
1972	--	W	44-30
02-08-73	A	W	49-38
02-19-73	H	W	69-38
12-08-75	H	W	72-40
12-06-77	H	W	80-65
01-25-78	A	W	88-72
11-30-78	H	W	72-70
01-30-79	A	W	77-70
12-03-83	H	W	80-63
02-09-84	A	W	79-76
11-12-07	H	W	49-43

NC STATE

Overall: NC State leads 8-1
Home: NC State leads 1-0
Away: NC State leads 7-1

02-28-72	H	L	37-43
11-18-00	A	L	40-84
12-18-02	A	L	55-72
12-03-05	A	L	43-73
11-18-08	A	L	41-65
12-09-12	A	L	73-88
12-08-13	A	L	51-91
12-07-14	A	L	51-84
12-13-15	A	W	69-66

NORTHEASTERN

Overall: Elon leads 5-1
Home: Elon leads 2-1
Away: Elon leads 3-0

01-25-15	H	W	80-77(OT)
02-19-15	A	W	74-73
01-29-16	A	W	56-54
02-14-16	H	L	61-67
1-27-17	A	W	76-65
2-10-17	H	W	70-58

NORTH FLORIDA

Overall: Series tied 1-1

12-17-95	A	L	60-85
11-16-97	A	W	65-43

OAKLAND

Overall: Oakland leads 1-0

11-29-98	N	L	58-75
----------	---	---	-------

GAME-BY-GAME vs. OPPONENT

OHIO				PRESBYTERIAN				ROBERT MORRIS				USC AIKEN												
Overall: Ohio leads 2-0				Overall: Presbyterian leads 12-6				Overall: Robert Morris leads 1-0				Overall: USC Aiken leads 2-0												
12-17-99	A	L	65-74	Home: Elon leads 5-4				11-26-11	N	L	65-69	11-28-94	A	L	46-48									
12-18-00	H	L	64-71	Away: Presbyterian leads 8-0								12-03-94	H	L	73-74									
PAINE				RUTGERS				USC SPARTANBURG																
Overall: Elon leads 1-0				Overall: Elon leads 1-0				Overall: Series tied 1-1																
11-16-90	A	W	61-49	01-13-90	A	L	67-70	11-14-16	H	W	66-54	11-25-91	H	W	85-79									
PEACE				SALEM-TEIKYO				USC UPSTATE																
Overall: Elon leads 1-0				Overall: Elon leads 1-0				Overall: Elon leads 1-0																
01-04-01	H	W	96-16	02-10-90	H	W	86-71	11-29-97	A	W	67-53	03-17-11	H	W	103-72									
PENN				SAMFORD				SOUTHERN MISS																
Overall: Penn leads 1-0				Overall: Samford leads 8-7				Overall: Elon leads 1-0																
11-09-07	A	L	54-56	02-06-93	A	L	75-85	12-04-05	N	W	59-57	SOUTHERN VIRGINIA												
PFEIFFER				PRINCETON				ST. ANDREWS																
Overall: Elon leads 25-11				Overall: Elon leads 1-0				Overall: Elon leads 4-1																
Home: Elon leads 11-4				12-16-00				H	W	63-37	Home: Elon leads 2-0													
Away: Elon leads 6-5				QUEENS				Away: Elon leads 2-1																
Neutral: Elon leads 2-0				Overall: Elon leads 1-0				01-07-84				A	L	63-79										
Unknown: Elon leads 6-1				11-16-96				A	W	71-64	11-22-86				A	W	69-54							
02-26-76	--	L	78-84	RADFORD				Overall: Elon leads 5-2				01-14-89				A	W	2-0 (for.)						
02-01-77	H	L	79-96	Overall: Elon leads 9-7				Home: Elon leads 3-0				02-15-89				H	W	2-0 (for.)						
02-12-77	A	L	91-106	Home: Elon leads 6-2				Away: Shippensburg leads 1-0				11-20-09				H	W	104-27						
02-18-77	--	W	88-66	Away: Radford leads 5-3				Overall: Shippensburg leads 1-0				ST. AUGUSTINE'S												
01-30-78	H	L	63-66	02-10-79				H	W	74-66	Overall: Series tied 1-1													
03-03-78	N	L	71-91	02-18-80				A	L	80-85	02-03-76				A	L	67-76							
02-03-79	A	L	61-93	11-24-81				H	W	80-72	11-23-81				H	W	100-63							
02-28-79	--	W	78-61	12-04-82				A	L	57-80	TEXAS-ARLINGTON													
01-19-80	A	W	86-64	01-17-98				A	L	58-61	Overall: Texas-Arlington leads 1-0													
01-31-80	H	W	88-83	02-11-98				H	W	96-76	12-20-07				N	L	58-80							
02-27-80	N	W	80-53	01-23-99				H	L	60-69	TENNESSEE TECH													
1980-81	--	W	93-72	02-13-99				A	L	44-54	Overall: Tennessee Tech leads 1-0													
1980-81	--	W	93-63	02-02-00				H	W	66-57	03-07-75				H	L	63-73							
02-26-81	N	W	75-70	02-19-00				A	W	61-43	TOWSON													
1981-82	--	W	96-70	01-23-01				A	L	36-54	Overall: Elon leads 5-1													
02-08-82	H	W	81-61	02-17-01				H	L	59-60	Home: Elon leads 3-0													
1981-82	--	W	66-58	01-02-02				A	W	59-47	Away: Elon leads 2-1													
01-15-82	A	W	70-60	02-09-02				H	W	63-58	01-18-15				H	W	58-43							
02-07-83	H	W	88-65	01-18-03				H	W	50-43	02-05-15				A	W	84-70							
01-14-84	A	L	72-80	02-19-03				A	W	50-45	01-15-16				A	L	78-85							
02-12-84	H	W	69-59	RANDOLPH-MACON				Overall: Slippery Rock leads 1-0				02-12-16				H	W	80-58						
01-12-85	H	L	68-85	Overall: Elon leads 1-0				12-04-92				A	L	75-86	2-3-17				H	W	83-55			
02-13-85	H	W	75-49	12-05-87				H	W	64-52	SONOMA STATE				2-26-17				A	W	67-65			
01-11-86	H	W	74-55	RICE				Overall: Sonoma State leads 1-0				SOUTH CAROLINA												
01-22-86	A	L	73-78	Overall: Rice leads 1-0				Overall: Series tied 2-2				02-01-75				H	W	90-79						
01-21-87	A	W	71-69	11-29-02				N	L	69-80	03-06-75				H	W	82-77							
02-09-87	H	W	72-69	RICHMOND				Overall: South Carolina leads 1-0				11-09-12				A	L	44-77						
01-25-88	H	W	78-63	Overall: Elon leads 1-0				12-14-96				A	W	56-41	12-22-15				A	L	63-78			
02-13-88	A	L	69-78	01-26-80				H	W	101-60	SHAW				SHIPPENSBURG									
--	A	W	72-70	PITTSBURGH				Overall: Shaw leads 5-2				Overall: Shippensburg leads 1-0												
01-25-89	H	L	64-68	Overall: Pittsburgh leads 1-0				Home: Elon leads 3-0				Away: Series tied 1-1												
12-02-89	H	W	67-64	11-28-08				A	L	49-84	Unknown: Series tied 1-1				02-26-77				--	L	75-81			
02-05-90	A	W	67-63	TRI-STATE				Overall: Tri-State leads 1-0				12-03-77				H	W	75-67						
12-05-90	H	W	82-62	Overall: Elon leads 1-0				02-26-77				--	L	75-81	02-11-78				A	L	62-65			
12-12-92	A	W	79-60	12-05-92				N	W	72-54	01-10-79				H	W	99-62	02-08-79				A	W	2-0 (for.)
11-17-95	H	W	52-45	12-05-92				N	W	72-54	12-05-81				H	W	77-56	1981-82				--	W	88-51

GAME-BY-GAME vs. OPPONENT

TROY
 Overall: *Elon leads 1-0*
 11-14-10 H W 83-52

TUSCULUM
 Overall: *Elon leads 1-0*
 11-24-87 N W 86-63

UAB
 Overall: *UAB leads 1-0*
 03-20-11 H L 50-59

UC-DAVIS
 Overall: *UC-Davis leads 1-0*
 12-16-96 A L 57-78

UNCG
 Overall: *UNCG leads 25-20*
 Home: *Elon leads 13-9*
 Away: *UNCG leads 15-7*
 Unknown: *UNCG leads 1-0*

1972	--	L	48-58
02-03-73	A	L	51-57
02-05-74	H	W	72-59
02-22-74	A	W	64-50
01-28-75	H	W	82-55
02-20-75	A	W	91-75
01-30-76	H	L	60-71
02-24-76	H	W	76-72
02-10-77	A	L	72-80
11-29-77	H	W	77-75
12-04-79	H	W	84-56
02-01-83	H	W	68-64
02-02-84	A	W	79-78
12-04-84	H	L	56-74
01-23-85	A	L	64-71
12-03-85	A	L	60-95
01-29-86	H	L	53-55
12-03-86	H	W	81-68
12-01-87	A	L	80-83
02-12-90	A	L	56-100
12-20-97	A	L	53-66
12-02-98	H	L	65-83
12-14-02	A	L	51-64
01-05-04	H	W	77-66
02-03-04	A	L	56-69
01-05-05	A	L	54-60
02-01-05	H	W	65-59
01-21-06	H	L	35-56
02-18-06	A	L	45-53
01-20-07	A	L	40-88
02-17-07	H	L	48-57
01-26-08	A	L	54-56
02-23-08	H	W	59-48
12-02-08	H	L	39-45
02-27-09	A	W	54-47
01-13-10	A	L	70-84
02-27-10	H	L	71-77
01-19-11	A	W	63-61
02-10-11	H	L	66-71
01-23-12	H	W	57-43
02-06-12	A	W	69-50
01-14-13	H	W	71-60
02-16-13	A	W	70-57
01-04-14	A	L	62-73
02-01-14	H	W	80-57

UNC PEMBROKE
 Overall: *UNC Pembroke leads 17-12*
 Home: *Series tied 7-7*
 Away: *UNC Pembroke leads 8-3*
 Neutral: *Elon leads 1-0*

Unknown: *UNC Pembroke leads 2-1*

12-04-76	H	W	78-70
01-12-78	A	W	82-76
02-16-78	H	W	77-63
03-02-78	N	W	68-62
01-13-79	H	W	75-74
02-14-79	A	W	68-62
02-09-80	H	W	84-65
1980-81	--	W	79-66
1981-82	--	L	80-81
12-11-82	A	L	68-86
02-03-83	H	L	64-67
02-25-83	--	L	65-85
11-19-83	H	L	66-87
02-04-84	A	L	72-87
11-17-84	H	L	56-87
02-02-85	A	L	54-100
12-05-85	A	L	44-87
01-27-86	H	L	68-86
01-31-87	A	L	61-88
02-14-87	H	L	60-74
01-30-88	H	L	67-79
02-18-88	A	L	58-78
01-07-89	H	L	64-73
02-11-89	A	L	55-61
02-23-89	A	L	74-94
01-21-91	H	W	92-75
11-26-96	H	W	72-60
11-25-97	A	W	55-39
12-30-05	H	W	64-54

UNCW
 Overall: *Elon leads 9-5*
 Home: *Elon leads 4-2*
 Away: *Elon leads 4-3*
 Neutral: *Elon leads 1-0*

12-06-78	A	W	70-51
01-20-79	H	W	83-71
12-30-99	A	L	54-71
11-29-00	H	L	61-64
11-24-07	A	L	68-73
11-18-12	H	W	67-61
11-13-13	A	W	75-64
01-22-15	A	L	68-76
02-12-15	H	L	82-86
03-13-15	N	W	60-48
01-03-16	A	W	67-60
01-26-16	H	W	70-53
2-5-17	A	W	66-56
3-1-17	H	W	82-48

VANDERBILT
 Overall: *Vanderbilt leads 2-0*

11-29-13	A	L	66-88
12-14-14	H	L	50-66

VCU
 Overall: *Elon leads 2-1*
 Home: *Elon leads 1-0*
 Away: *VCU leads 1-0*
 Neutral: *Elon leads 1-0*

03-13-81	N	W	95-62
11-12-12	H	W	74-58
11-17-13	A	L	76-93

VILLANOVA
 Overall: *Villanova leads 1-0*
 11-28-03 N L 45-66

VIRGINIA INTERMONT
 Overall: *Elon leads 2-0*
 11-23-10 H W 80-55
 11-18-11 H W 105-53

VIRGINIA TECH
 Overall: *Virginia Tech leads 3-0*
 11-28-09 A L 46-82
 11-18-10 A L 66-73
 03-17-16 A L 59-68

VIRGINIA UNION
 Overall: *Elon leads 1-0*
 11-12-11 H W 70-46

WAGNER
 Overall: *Elon leads 1-0*
 12-29-11 N W 60-57

WAKE FOREST
 Overall: *Elon leads 14-3*
 Home: *Elon leads 8-1*
 Away: *Elon leads 5-2*
 Neutral: *Elon leads 1-0*

01-25-72	A	L	28-30
02-24-72	H	W	47-36
01-23-73	H	W	52-47
02-13-73	A	W	60-36
01-15-74	H	W	67-54
01-25-74	A	W	78-44
02-04-75	A	W	68-48
02-13-75	H	W	84-78
02-28-75	N	W	74-55
01-28-76	A	W	78-65
02-19-76	H	W	92-79
02-08-77	A	L	75-82
02-14-77	H	W	77-73
02-06-78	H	W	74-73
11-29-79	H	W	77-46
02-12-80	A	W	100-87
11-26-16	H	L	68-78

WEBER STATE
 Overall: *Weber State leads 1-0*
 11-29-08 N L 80-85

WEST VIRGINIA
 Overall: *West Virginia leads 5-0*
 Home: *N/A*
 Away: *West Virginia leads 4-0*
 Neutral: *West Virginia leads 1-0*

12-02-10	A	L	51-90
12-31-11	A	L	36-84
12-29-13	A	L	56-89
12-28-15	A	L	57-67
3-17-17	N	L	62-75

WESTERN CAROLINA
 Overall: *Elon leads 22-18*
 Home: *Western Carolina leads 9-8*
 Away: *Elon leads 11-5*
 Neutral: *Series tied 3-3*

Unknown: *Western Carolina leads 1-0*

01-26-73	N	L	37-52
01-18-74	A	W	59-57
01-26-74	N	W	61-45
02-23-74	N	W	61-48
01-25-75	A	L	57-73
02-01-75	H	W	84-54
03-01-75	N	W	89-74
01-23-76	A	L	69-91
01-28-77	H	L	69-81
01-21-78	H	L	0-2 (for.)
02-23-78	--	L	72-109
11-25-79	H	W	86-78
01-09-80	A	W	75-62
02-18-81	H	W	94-89
12-07-99	A	W	71-67
12-06-00	H	L	65-71
01-19-04	H	W	58-45
02-17-04	A	W	57-45
01-17-05	A	W	77-75
02-14-05	H	L	70-79
01-02-06	A	W	85-72
01-30-06	H	L	48-56
01-02-07	H	W	54-49
01-29-07	A	L	66-77
01-14-08	A	L	61-73
02-11-08	H	L	101-102
03-09-08	N	L	66-72
01-19-09	H	L	50-78
02-16-09	A	L	61-77
03-07-09	N	L	52-71
01-09-10	A	W	59-54
02-13-10	H	L	75-48
12-18-10	H	L	64-74
01-29-11	A	W	76-49
01-18-12	A	W	51-45
02-27-12	H	W	73-46
12-03-12	A	W	64-48
02-04-13	H	W	60-51
01-19-14	H	W	67-52
02-15-14	A	W	65-61

WICHITA STATE
 Overall: *Wichita State leads 1-0*
 11-27-04 N L 68-72

GAME-BY-GAME vs. OPPONENT

WILLIAM & MARY			
Overall: Elon leads 8-3			
Home: Elon leads 4-1			
Away: Elon leads 3-2			
Neutral: Elon leads 1-0			
11-25-98	A	L	54-71
11-21-99	H	L	56-62
11-23-02	A	L	40-66
11-23-03	H	W	57-49
01-09-15	A	W	72-59
02-22-15	H	W	64-60
02-05-16	H	W	73-51
03-02-16	A	W	74-64
1-22-17	A	W	60-58
2-19-17	H	W	70-47
3-10-17	N	W	88-60

WINGATE

Overall: Wingate leads 27-16
 Home: Wingate leads 11-5
 Away: Wingate leads 12-5
 Neutral: Wingate leads 3-1
 Unknown: Elon leads 5-1

11-19-79	H	W	85-43
01-14-80	A	W	78-44
1980-81	--	W	67-55
1981-82	--	W	98-81
1981-82	--	W	85-72
1981-82	--	W	77-61
1981-82	--	W	78-48
11-16-82	H	W	60-58
01-22-83	A	L	70-85
12-08-83	A	W	76-73
01-16-84	H	W	69-55
12-05-84	H	L	74-89
01-30-85	A	L	82-88
02-21-85	N	W	79-74
01-18-86	A	L	46-78
02-05-86	H	L	60-82
12-01-86	A	L	56-75
01-17-87	H	L	64-72
12-03-87	A	L	66-88
01-16-88	H	L	73-88
03-06-88	--	L	70-90
11-29-88	H	L	57-99
02-09-89	A	L	70-97
01-06-90	H	L	73-91
02-03-90	A	L	76-93
01-05-91	A	L	84-97
02-02-91	H	W	75-73
02-22/91	N	L	70-85
01-04-92	H	W	94-63
02-01-92	A	W	73-72
12-02-92	A	L	58-68
01-30-93	H	L	61-77
12-03-93	N	L	53-65
01-08-94	H	L	37-66
02-05-94	A	L	60-87
01-28-95	A	L	51-79
02-25-95	H	L	50-59
02-28-95	A	L	49-64
01-20-96	H	L	76-81
02-17-96	A	W	68-55
01-11-97	A	W	89-74
02-08-97	H	L	52-66
03-01-97	N	L	56-71

WINSTON-SALEM STATE			
Overall: Elon leads 12-1			
Home: Elon leads 5-0			
Away: Elon leads 3-1			
Unknown: Elon leads 4-0			
12-05-79	H	W	81-61
01-24-80	A	W	82-60
1980-81	--	W	79-74
1980-81	--	W	79-59
1981-82	--	W	77-57
1981-82	--	W	74-50
01-28-83	H	W	68-65
01-21-84	A	L	61-74
12-14-06	H	W	50-42
12-13-07	A	W	71-36
11-14-08	H	W	62-59
12-13-09	A	W	71-59
11-08-13	H	W	73-68

WINTHROP

Overall: Series tied 8-8			
Home: Elon leads 6-2			
Away: Winthrop leads 5-1			
Neutral: Series tied 1-1			
03-06-74	N	L	53-68
03-06-75	H	W	77-68
01-06-98	H	W	67-58
02-13-98	A	L	47-71
01-20-99	A	L	49-61
02-04-99	H	L	58-71
01-26-00	H	L	59-75
02-05-00	A	L	55-57
01-10-01	A	L	64-68
02-15-01	H	W	81-64
02-28-01	N	W	67-53
01-09-02	H	W	66-57
01-28-02	A	W	84-75
01-04-03	A	L	61-67
02-04-03	H	W	62-39
03-04-03	H	W	73-61

WISCONSIN

Overall: Wisconsin leads 1-0			
11-19-00	N	L	49-102

WOFFORD

Overall: Elon leads 14-9			
Home: Elon leads 8-3			
Away: Wofford leads 6-5			
Neutral: Elon leads 1-0			
01-03-04	H	W	81-68
01-31-04	A	W	82-67
01-02-05	A	L	61-68
02-03-05	H	W	66-43
01-10-06	H	W	63-43
02-07-06	A	L	44-49
01-09-07	A	L	47-56
02-06-07	H	L	43-50
12-01-07	A	W	66-57
03-01-08	H	W	59-47
01-10-09	A	L	61-63
02-21-09	H	L	51-56
01-18-10	H	L	60-61
02-22-10	A	L	64-69
03-04-10	N	W	67-53
01-16-11	A	W	64-47

02-12-11	H	W	73-60
12-19-11	A	W	74-68
02-25-12	H	W	72-59
01-09-13	A	W	67-57
02-20-13	H	W	62-58
01-27-14	A	L	65-68
02-22-14	H	W	82-59

XAVIER

Overall: Xavier leads 1-0			
11-25-05	A	L	51-62

YALE

Overall: Elon leads 1-0			
11-27-99	N	W	55-50

YOUNGSTOWN STATE

Overall: Elon leads 2-0			
11-29-03	N	W	63-58
11-13-09	H	W	86-66

DIVISION I POSTSEASON HISTORY

2011

**Women's Basketball Invitational (WBI)
First Round**

E 103 vs. 72 Spartans

Elon, N.C. | Alumni Gym

Second Round

E 50 vs. 59

Elon, N.C. | Alumni Gym

2013

**Women's Basketball Invitational (WBI)
First Round**

E 68 vs. 61

Elon, N.C. | Alumni Gym

Second Round

E 58 vs. 66

Elon, N.C. | Alumni Gym

2015

**WNIT
First Round**

E 47 vs. 69 GT

Atlanta, Ga. | McCamish Pavilion

2016

**WNIT
First Round**

E 59 vs. 68 VT

Blacksburg, Va. | Cassell Coliseum

2017

**NCAA Tournament
First Round**

E 62 vs. 75

College Park, Md. | XFINITY Center

Elon 62 • 27-7

#	Player	Total		3-Ptr		Rebounds		PF	TP	A	TO	Bk	Stl	Min	
		FG	FGA	FG	FGA	Off	Def								Tot
11	Rhodes, Jenifer	r	0-1	0-0	0-0	1	4	5	1	0	2	4	0	1	26
44	Johnson, Malaya	c	3-9	0-2	4-4	3	4	7	2	10	1	1	0	0	33
02	Baucum, Essence	g	3-9	0-2	2-2	0	2	5	8	3	1	0	0	2	31
03	Brown, Lauren	g	8-19	1-5	0-0	0	5	5	0	17	3	3	0	0	33
05	Burnett, Shay	g	8-15	2-4	1-3	0	5	5	4	19	3	1	0	1	34
10	Graves, Jada	g	1-2	0-1	1-2	0	0	0	2	3	0	3	1	1	24
12	Ruffin, Lenaira	g	0-3	0-0	2-2	2	0	2	0	2	0	0	0	1	14
32	Garner, Meme	g	1-3	1-3	0-0	0	0	0	1	3	0	0	0	0	5
	Team					0	3	3							
Totals			24-61	4-15	10-13	6	23	29	15	62	12	13	1	6	200

1st - FG %:	6-15	40.0%	2nd:	3-17	17.6%	3rd:	10-14	71.4%	4th:	5-15	33.3%	Game:	24-61	39.3%	Deadball
3Pt %:	0-3	0.0%	4:	2-8	25.0%	5:	1-2	50.0%	6:	3-7	42.9%	7:	4-8	50.0%	Rebounds
FT %:	1-2	50.0%	7-8	87.5%	0-1	0.0%	0-1	0.0%	2-2	100.0%	10-13	76.9%	2-3		

West Virginia 75 • 24-10

#	Player	Total		3-Ptr		Rebounds		PF	TP	A	TO	Bk	Stl	Min	
		FG	FGA	FG	FGA	Off	Def								Tot
11	Muldrow, Teana	r	3-4	0-1	0-0	2	8	10	3	6	4	2	0	1	35
15	Montgomery, Laney	c	6-9	0-0	1-2	1	9	10	2	13	1	3	0	1	31
05	Martin, Tynice	g	7-24	3-8	9-10	0	3	3	1	26	1	1	0	0	37
12	Ray, Chania	g	2-6	0-2	3-3	0	4	4	3	7	4	4	0	3	37
22	Pardee, Katrina	g	5-10	4-5	0-0	0	1	1	3	14	3	1	0	0	23
02	Brewer, Alexis	g	1-1	1-1	0-0	0	4	4	3	3	6	0	0	0	21
13	King, Kristina	g	3-3	0-0	0-0	1	2	3	0	6	0	0	0	0	15
24	Martin, Anje	g	0-0	0-0	0-0	0	0	0	0	1	1	0	0	0	3
	Team					2	1	3							
Totals			27-57	8-17	13-15	6	32	38	15	75	20	11	0	5	200

1st - FG %:	4-15	26.7%	2nd:	7-16	43.8%	3rd:	10-15	66.7%	4th:	6-11	54.5%	Game:	27-57	47.4%	Deadball
3Pt %:	2-4	50.0%	4:	2-7	28.6%	5:	2-2	100.0%	6:	2-4	50.0%	7:	8-17	47.1%	Rebounds
FT %:	0-0	0.0%	2-2	100.0%	1-1	100.0%	0-1	0.0%	10-12	83.3%	13-15	86.7%	2		

Officials: Cameron Inouye, Timothy Daley, Eric Koch
Technical fouls: Elon-None, West Virginia-None.
Attendance: 3511

Score by periods	1st				2nd				3rd				4th				Total
	Elon	WVU	Elon	WVU	Elon	WVU	Elon	WVU	Elon	WVU	Elon	WVU	Elon	WVU			
Elon	13	14	21	11	6	14	11	11	11	6	14	11	11	6	61		
West Virginia	10	18	23	24	75												

Last FG - ELON 4th-01:09, WVU 4th-03:30.
Largest lead - ELON by 5 1st-02:35, WVU by 13 4th-00:40.
ELON led for 11:33, WVU led for 26:32. Game was tied for 01:55.

Points	In	Off	2nd	Fast	Bench	Rebounds
ELON	30	11	7	2	8	8
WVU	26	10	7	4	9	9

COLLEGE PARK, Md. – A magical season for the Elon University women's basketball team came to an end in the first round of the NCAA Women's Basketball Championship on Friday, March 17, as the 11th-seeded Phoenix dropped a 75-62 decision to sixth-seeded West Virginia at the XFINITY Center.

The 2016-17 Colonial Athletic Association champion, Elon ended the season with an overall mark of 27-7 in a year in which the program made its first ever trip to the NCAA Tournament.

"I think this game is a tough pill for all of us to swallow," said Elon head coach Charlotte Smith. "I couldn't be more proud of this team for the way that the came out and played. We had a great game plan and executed and did a lot of things well today."

Elon put three in double figures in the setback, led by a team-best 19 points from Shay Burnett. Lauren Brown chipped in 17 points, while Malaya Johnson added 10 points.

A strong third quarter from WVU proved to be the difference, as the Mountaineers went 10-of-15 from the floor in the third and held the Phoenix to a 5-of-15 clip. For the game, WVU shot 47 percent, including 8-of-17 from three. Elon went 4-of-15 from beyond the arc.

Elon ended the game with a positive margin in points in the paint (30-26) and points off turnovers (11-10), but WVU finished with a 38-29 edge on the glass.

Burnett pushed the Phoenix out to a 13-10 lead after the first quarter, scoring five points in the game's first 10 minutes to help the maroon and gold build early momentum. But the Mountaineers rallied, opening the second quarter on a 9-0 run to go ahead 19-13 with 5:56 to play in the opening half.

Elon narrowed the deficit to one at the break, as Johnson hit two free throws in the waning moments to limit WVU to a 28-27 lead. Shooting just 9-of-32 from the floor in the opening frame, free throws proved to make all the difference for the Phoenix, as the team went 8-of-10 at the charity stripe in the game's first 20 minutes.

Elon reclaimed the lead early in the third to put the Phoenix faithful on their feet, as a Brown 10-foot jumper gave her squad a one-point edge. After Jada Graves stole the inbound following Brown's basket, Burnett nailed a long two to give the Phoenix a three-point lead with less than three minutes to play in the third.

But the Mountaineers answered in the fourth, taking a 10-point lead with 5:19 to play when Katrina Pardee nailed a corner three to give WVU a 63-53 advantage. The Phoenix narrowed the margin to eight on a late three from Meme Garner, but the Mountaineers managed to keep Elon and arm's length down the stretch to advance to Sunday's second round game against Maryland.

COACHING RECORDS

Karen Barefoot	1-1
Charlotte Smith	1-4

BY SITE

Atlanta, Ga.	0-1
Blacksburg, Va.	0-1
College Park, Md.	0-1
Elon, N.C.	2-2

MISC. NCAA TOURNNEY STATS

High Team Pt. Total	62
Low Team Pt. Total	62
Longest Winning Streak	N/A
Longest Losing Streak	1
Most Individual Points	19
.....Shay Burnett vs. West Virginia (3/17/17)	
Most Rebounds	7
.....Malaya Johnson vs. West Virginia (3/17/17)	
Most Assists	3
.....Three players vs. West Virginia (3/17/17)	
Most 3-Pt. Made	2
.....Shay Burnett vs. West Virginia (3/17/17)	
Most Free Throws Made	4
.....Malaya Johnson vs. West Virginia (3/17/17)	

MISC. WNIT STATS

High Team Pt. Total	59
Low Team Pt. Total	47
Longest Winning Streak	N/A
Longest Losing Streak	2
Most Individual Points	13
.....Essence Baucom at Va. Tech (3/17/16)	
Most Rebounds	8
.....2x, last - Shay Burnett at Va. Tech (3/17/16)	
Most Assists	6
.....Essence Baucom at Va. Tech (3/17/16)	
Most 3-Pt. Made	3
.....Essence Baucom at Va. Tech (3/17/16)	
Most Free Throws Made	2
.....3x, last, Essence Baucom at Va. Tech (3/17/16)	

MISC. WBI STATS

High Team Pt. Total	103
Low Team Pt. Total	50
Longest Winning Streak	1
Longest Losing Streak	1
Most Individual Points	35
.....Ali Ford vs. USC Upstate (3/17/11)	
Most Rebounds	11
.....Kelsey Evans vs. USC Upstate (3/17/11)	
Most Assists	7
.....Ali Ford vs. Eastern Kentucky (3/20/13)	
Most 3-Pt. Made	7
.....Ali Ford vs. USC Upstate (3/17/11)	
Most Free Throws Made	8
.....Kelsey Evans vs. Eastern Kentucky (3/20/13)	



CONFERENCE TOURNAMENT HISTORY

CAA

2016-17

Date	Opponent	W	L	Score
03-09	Hofstra	W		78-50
03-10	William & Mary	W		88-60
03-11	James Madison	W		78-60

2015-16

Date	Opponent	W	L	Score
03-10	Delaware		L	59-68

2014-15

Date	Opponent	W	L	Score
03-13	UNCW	W		60-48
03-14	James Madison		L	60-63

Record vs. Opponents (4-2)

vs. Delaware	0-1
vs. Hofstra	1-0
vs. James Madison	1-1
vs. UNCW	1-0
vs. William & Mary	1-0

SoCON

2013-14

Date	Opponent	W	L	Score
03-08	Appalachian State	W		59-56
03-09	Chattanooga		L	44-77

2012-13

Date	Opponent	W	L	Score
03-09	Samford	W		70-60
03-10	Davidson		L	61-71

2011-12

Date	Opponent	W	L	Score
03-03	Samford		L	36-67

2010-11

Date	Opponent	W	L	Score
03-05	Furman	W		69-62
03-06	Appalachian State		L	48-72

2009-10

Date	Opponent	W	L	Score
03-04	Wofford	W		67-53
03-05	Samford		L	38-57

2008-09

Date	Opponent	W	L	Score
03-05	Georgia Southern	W		57-54
03-07	Western Carolina		L	52-71

2007-08

Date	Opponent	W	L	Score
03-08	Davidson	W		68-49
03-08	Western Carolina		L	66-72

2006-07

Date	Opponent	W	L	Score
02-27	Appalachian State		L	50-64

2005-06

Date	Opponent	W	L	Score
03-03	Davidson		L	53-55

2004-05

Date	Opponent	W	L	Score
03-02	College Of Charleston		L	39-69

2003-04

Date	Opponent	W	L	Score
03-04	East Tennessee State	W		84-68
03-05	Chattanooga		L	37-67

Record vs. Opponents (6-10)

vs. Appalachian State	1-2
vs. Chattanooga	0-2
vs. College of Charleston	0-1
vs. Davidson	1-2
vs. East Tennessee State	1-0
vs. Furman	1-0
vs. Georgia Southern	1-0
vs. Samford	1-2
vs. Western Carolina	0-2
vs. Wofford	1-0
vs. UNCG	0-0

BIG SOUTH

2002-03

Date	Opponent	W	L	Score
03-04	Winthrop	W		73-61
03-08	High Point		L	66-80

2001-02

Date	Opponent	W	L	Score
02-27	Coastal Carolina		L	64-66

2000-01

Date	Opponent	W	L	Score
02-28	Winthrop	W		67-53
03-02	Charleston Southern	W		67-53
03-03	Liberty		L	47-52

1999-2000

Date	Opponent	W	L	Score
03-02	UNC Asheville	W		58-39
03-03	Liberty		L	51-68

Record vs. Opponents (4-4)

vs. Charleston Southern	1-0
vs. Coastal Carolina	0-1
vs. High Point	0-1
vs. Liberty	0-2
vs. UNC Asheville	1-0
vs. Winthrop	2-0

COACHING RECORDS

Karen Barefoot	3-3
Brenda Paul	6-9
Charlotte Smith	6-5

BY SITE

Asheville, N.C.	3-4
Chattanooga, Tenn.	2-3
Charleston, S.C.	2-4
Charlotte, N.C.	1-1
Elon, N.C.	1-0
Harrisonburg, Va.	3-0
Lynchburg, Va.	0-1
Roanoke, Va.	2-2
Upper Marlboro, Md.	1-2

MISC. CAA TOURNEY STATS

Highest Team Point Total	88
Lowest Team Point Total	50
Longest Winning Streak	3 Games
Longest Losing Streak	2 Games
Most Individual Points	25
..... Lauren Brown vs. William & Mary (3-10-17)	
Most Individual Rebounds	10
..... Shay Burnett vs. James Madison (3-11-17)	
..... Jenifer Rhodes vs. William & Mary (3-10-17)	
Most Individual Assists	6
..... Shay Burnett vs. James Madison (3-11-17)	
..... Essence Baucom vs. William & Mary (3-10-17)	
Most Individual 3-Pointers Made	3
..... Essence Baucom vs. Hofstra (3-9-17)	
Most Individual Free Throws Made	8
..... Shay Burnett vs. James Madison (3-14-15)	

MISC. SOCON TOURNEY STATS

Highest Team Point Total	84
Lowest Team Point Total	36
Longest Winning Streak	1 Game
Longest Losing Streak	4 Games
Most Individual Points	25
..... Ali Ford vs. Furman (3-5-11)	
.. Courtney Medley vs. Georgia Southern (3-5-09)	
..... Tierra Brumbrey vs. Western Carolina (3-9-08)	
Most Individual Rebounds	14
..... Kelsey Evans vs. Appalachian State (3-6-11)	
..... Ali Ford vs. Samford (3-9-13)	
Most Individual 3-Pointers Made	7
..... Tierra Brumbrey vs. Western Carolina (3-9-08)	
Most Individual Free Throws Made	8
..... Tiara Gause vs. Western Carolina (3-7-09)	

MISC. BIG SOUTH TOURNEY STATS

Highest Team Point Total	80
Lowest Team Point Total	47
Longest Winning Streak	2 Games
Longest Losing Streak	2 Games

INDIVIDUAL SINGLE-GAME HIGHS

POINTS

1.	43	Venessa Corbett	Richmond	Jan. 26, 1980
2.	37	Nuggie Dixon	North Carolina A&T	Jan. 3, 1980
3.	36	Tierra Bumbrey	Western Carolina	Feb. 11, 2008
4.	35	Holly Andrews	App. State	Dec. 20, 2003
	35	Ali Ford	USC Upstate	March 17, 2011

FIELD GOALS MADE

1.	21	Venessa Corbett	Richmond	Jan. 26, 1980
2.	16	Nuggie Dixon	Wingate	Nov. 19, 1979
	16	Venessa Corbett	Pembroke State	Feb. 9, 1980
4.	15	Lou Williamson	Campbell	Feb. 23, 1979
	15	Nuggie Dixon	North Carolina A&T	Unknown

FIELD GOALS ATTEMPTS

1.	29	Lou Williamson	Campbell	Feb. 20, 1970
	29	Venessa Corbett	Richmond	Jan. 26, 1980
3.	28	Nuggie Dixon	Winston-Salem State	Dec. 5, 1979
	28	Ali Ford	Virginia Tech	Nov. 18, 2010
4.	27	Venessa Corbett	East Tennessee State	Nov. 24, 1979
	27	Nuggie Dixon	North Carolina A&T	Unknown

FIELD GOAL PERCENTAGE (MIN. 10 MADE)

1.	.833 (10-12)	Wanda Wilson	Wake Forest	Jan. 15, 1974
	.833 (10-12)	Lakia Hayes	Lees-McRae	Nov. 18, 1985
3.	.769 (10-13)	Laura Case	Wingate	Jan. 6, 1990
	.769 (10-13)	Laura Case	at Presbyterian	Feb. 6, 1993
	.769 (10-13)	Lakia Hayes	North Florida	Dec. 17, 1995
	.769 (10-13)	Kitara McMoore	Wichita State	Nov. 17, 2004

THREE-POINTERS MADE

1.	9	Loretta Lawson	Norfolk State	Dec. 4, 1999
	9	Loretta Lawson	New Orleans	Dec. 14, 1999
3.	8	Tierra Bumbrey	Western Carolina	Feb. 11, 2008
	8	Zora Stephenson	Virginia Intermont	Nov. 18, 2011
5.	7	Five Players	Zora Stephenson (last)	Jan. 11, 2015

THREE-POINT ATTEMPTS

1.	19	Loretta Lawson	at Georgia Tech	Nov. 26, 1999
2.	17	Loretta Lawson	New Orleans	Dec. 14, 1999
3.	16	Loretta Lawson	at Ohio	Dec. 17, 1999
4.	15	Loretta Lawson	at Western Carolina	Dec. 7, 1999
5.	15	Loretta Lawson	at Charleston So.	Jan. 15, 2001
	15	Ali Ford	Three Times	Dec. 18, 2011

THREE-POINT FG PERCENTAGE (MIN. 5 MADE)

1.	1.000 (5-5)	Erin Green	Norfolk State	Dec. 4, 1999
2.	1.000 (5-5)	Ali Ford	S. Virginia	Jan. 28, 2010
3.	.778 (7-9)	Jessica Williams	Coll. of Chas.	Feb. 7, 2004
4.	.750 (6-8)	Paige Fuller	at Co. Carolina	Nov. 27, 1994
	.750 (7-9)	Ali Ford	Campbell	Dec. 14, 2011
	.750 (6-8)	Zora Stephenson	Samford	Dec. 14, 2013

FREE THROWS MADE

1.	15	Lakia Hayes	at Lenoir-Rhyne	Jan. 25, 1997
	15	Shay Burnett	vs. Charlotte	Nov. 19, 2015
3.	14	Lakia Hayes	at Wingate	Feb. 17, 1996
4.	13	Nikki Herron	Radford	Feb. 11, 1998
	13	Holly Andrews	William & Mary	Jan. 23, 2003

FREE THROW ATTEMPTS

1.	19	Nikki Herron	Radford	Feb. 11 1998
2.	18	Ulaïne Cummings	at High Point	Nov. 20, 1993
3.	17	Nuggie Dixon	Pfeiffer	Unknown
	17	Lakia Hayes	at Wingate	Feb. 17, 1996
	17	Lakia Hayes	at Lenoir-Rhyne	Jan. 25, 1997

FREE THROW PERCENTAGE (MIN. 10 MADE)

1.	1.000 (11-11)	Susan Yow	at E. Kentucky	Mar. 9, 1974
	1.000 (11-11)	Lakia Hayes	Car.-Newman	Feb. 27, 1997
	1.000 (11-11)	Holly Andrews	at App. State	Dec. 20, 2003
	1.000 (11-11)	Holly Andrews	UNCG	Jan. 5, 2004
	1.000 (11-11)	Nikki Herron	IUPUI	Jan. 30, 1998
	1.000 (10-10)	Kelsey Evans	Va. Intermont	Nov. 23, 2010
	1.000 (10-10)	Ali Ford	at NC State	Dec. 9, 2012

REBOUNDS

1.	23	Venessa Corbett	N.C. Central	Feb. 27, 1979
2.	21	Kelsey Evans	Chattanooga	Jan. 7, 2013
3.	20	Jeannie Hairston	at Guilford	Jan. 25, 1979
	20	Venessa Corbett	Campbell	Feb. 23, 1979
5.	19	Four Players	Urysla Cotton (last)	Dec. 29, 2009
	19	Lakia Hayes	Pembroke State	Nov. 26, 1996
	19	Lakia Hayes	at High Point	Feb. 7, 1998

ASSISTS

1.	19	Nikki Herron	Radford	Feb. 11 1998
2.	18	Ulaïne Cummings	at High Point	Nov. 20, 1993
3.	17	Nuggie Dixon	Pfeiffer	Unknown
	17	Lakia Hayes	at Wingate	Feb. 17, 1996
	17	Lakia Hayes	at Lenoir-Rhyne	Jan. 25, 1997

BLOCKED SHOTS

1.	7	Courtney Nyborg	at Radford	Jan. 2, 2002
	7	Kelsey Evans	Western Carolina	Feb. 4, 2013
3.	6	Tashina DeVeaux	Averett	Dec. 1, 1999
	6	Tashina DeVeaux	High Point	Feb. 26, 2000
	6	Courtney Nyborg	Georgia Southern	Feb. 9, 2004
	6	Jenifer Rhodes	Georgia Southern	Jan. 13, 2014
	6	Jenifer Rhodes	at Hofstra	March 1, 2015
	6	Malaya Johnson	Towson	Feb. 3, 2017

STEALS

1.	10	Liz Ward	at Longwood	Jan. 27, 1993
	10	Jayne Chikos	Averett	Dec. 1, 1999
	10	Jayne Chikos	Greensboro	Jan. 7, 2000
	10	Shon Redmond	UNC Wilmington	Nov. 18, 2013
5.	8	Five players	Shon Redmond (last)	Nov. 23, 2010



TEAM SINGLE-GAME HIGHS (DIVISION I)

POINTS

1.	111	Averett	Dec. 1, 1999
2.	105	Virginia Intermont	Nov. 18, 2011
3.	104	Montreat	Nov. 19, 2006
	104	St. Andrews	Nov. 20, 2009
5.	103	USC Upstate	March 17, 2011
6.	101	Western Carolina	Feb. 11, 2008
7.	97	College of Charleston	Feb. 7, 2004
8.	96	Peace	Jan. 4, 2001
9.	93	King	Dec. 28, 2016
10.	91	Norfolk State	Dec. 4, 1999
	91	Greensboro	Jan. 7, 2000
	91	Fordham	Nov. 12, 2010

FIELD GOALS MADE

1.	47	Averett	Dec. 1, 1999
2.	41	Montreat	Nov. 19, 2006
3.	40	Peace	Jan. 4, 2001
4.	39	Western Carolina	Feb. 11, 2008
	39	St. Andrews	Nov. 20, 2009
6.	36	Morris Brown	Feb. 15, 2003
	36	College of Charleston	Feb. 7, 2004
	36	Virginia Intermont	Nov. 18, 2011
9.	35	Greensboro	Jan. 7, 2000
	35	UNCG	Feb. 1, 2014
	35	vs. William & Mary	March 10, 2017

FIELD GOAL ATTEMPTS

1.	100	Western Carolina	Feb. 11, 2008
2.	93	Averett	Dec. 1, 1999
3.	89	at Delaware	Feb. 7, 2016
4.	81	Greensboro	Jan. 7, 2000
	81	Montreat	Nov. 19, 2006
	81	St. Andrews	Nov. 20, 2009
7.	80	at High Point	Feb. 24, 2001
	80	Troy	Nov. 14, 2010
9.	78	Peace	Jan. 4, 2001
	78	High Point	Jan. 27, 2001

FG PCT. (MIN. 20 MADE)

1.	.633 (31-49)	at Winston-Salem State	Dec. 13, 2007
2.	.608 (31-51)	at Campbell	Nov. 30, 2006
3.	.596 (28-47)	Liberty	Jan. 20, 2001
4.	.589 (33-56)	Youngstown State	Nov. 13, 2009
5.	.588 (30-51)	at Northeastern	Feb. 19, 2015
6.	.583 (28-48)	at Towson	Feb. 5, 2015
7.	.565 (35-62)	vs. William & Mary	March 10, 2017
8.	.564 (31-55)	at Georgia Southern	March 4, 2013
	.564 (31-55)	Mount Olive	Dec. 22, 2013
10.	.563 (27-48)	Appalachian State	Jan. 24, 2004

THREE-POINTERS MADE

1.	15	at Towson	Feb. 5, 2015
2.	14	Norfolk State	Dec. 4, 1999
	14	St. Andrews	Nov. 20, 2009
4.	12	Virginia Intermont	Nov. 18, 2011
5.	12	Peace	Jan. 4, 2001
	12	College of Charleston	Feb. 7, 2004
	12	Western Carolina	Feb. 11, 2008
	12	vs. Western Carolina	March 9, 2008
	12	at Green Bay	Nov. 11, 2016
10.	11	at North Carolina	Nov. 13, 2007
	11	Campbell	Dec. 14, 2011
	11	at Wofford	Dec. 19, 2011
	11	at UNCW	Jan. 22, 2015

THREE-POINT ATTEMPTS

1.	31	vs. Georgia Tech	Nov. 26, 1999
	31	at Green Bay	Nov. 11, 2016
3.	30	at Towson	Jan. 15, 2016
4.	30	Western Carolina	Feb. 11, 2008
5.	29	at North Carolina	Nov. 13, 2007
	29	St. Andrews	Nov. 20, 2009
	29	College of Charleston	Jan. 11, 2015
8.	28	Virginia Intermont	Nov. 18, 2011
	28	Vanderbilt	Dec. 14, 2014
	28	James Madison	Jan. 20, 2017

THREE-PT. FG PCT. (MIN. 10 MADE)

1.	.706 (12-17)	Coll. of Charleston	Feb. 7, 2004
2.	.700 (14-20)	Norfolk State	Dec. 4, 1999
3.	.625 (15-24)	at Towson	Feb. 5, 2015
4.	.600 (12-20)	Peace	Jan. 4, 2001
5.	.550 (11-20)	at Wofford	Dec. 19, 2011
6.	.545 (12-22)	vs. Western Carolina	March 9, 2008
7.	.526 (10-19)	at Morgan State	Dec. 5, 2010
8.	.524 (11-21)	Campbell	Dec. 14, 2011
9.	.483 (14-29)	St. Andrews	Nov. 20, 2009
10.	.476 (10-21)	Samford	Dec. 5, 2011

FREE THROWS MADE

1.	31	Winston-Salem State	Nov. 14, 2008
2.	27	at Liberty	Jan. 13, 2000
	27	Virginia Intermont	Nov. 23, 2010
	27	at James Madison	Jan. 30, 2015
5.	26	vs. Morehead State	Dec. 2, 2000
	26	USC Upstate	March 17, 2011
	26	Winston-Salem State	Nov. 8, 2013
8.	25	at UNC Asheville	Jan. 19, 2002
	25	Fordham	Nov. 12, 2010
10.	24	William & Mary	Nov. 23, 2003
	24	Georgia Southern	Dec. 6, 2008
	24	at American	Nov. 22, 2015

FREE THROW ATTEMPTS

1.	44	Fordham	Nov. 12, 2010
2.	43	Winston-Salem State	Nov. 14, 2008
3.	42	American	Dec. 30, 2002
4.	41	vs. Morehead State	Dec. 2, 2000
5.	40	at Liberty	Jan. 13, 2000
6.	39	at UNC Asheville	Jan. 19, 2002
7.	38	at Winston-Salem State	Dec. 13, 2009
8.	37	at Davidson	Feb. 14, 2004
	37	Virginia Intermont	Nov. 23, 2010
10.	36	at American	Nov. 22, 2015

FREE THROW PCT. (MIN. 10 MADE)

1.	1.000 (10-10)	vs. Georgia Tech	Nov. 26, 1999
2.	.917 (22-24)	at North Carolina	Dec. 28, 2000
	.917 (11-12)	at Wofford	Dec. 19, 2011
	.917 (22-24)	vs. UNCW	March 13, 2015
5.	.905 (19-21)	vs. Texas-Arlington	Dec. 20, 2007
	.905 (19-21)	Coll. of Charleston	Jan. 11, 2015
7.	.895 (17-19)	North Carolina A&T	Jan. 16, 2003
8.	.882 (15-17)	at Vanderbilt	Nov. 29, 2013
9.	.875 (21-24)	at Appalachian State	Jan. 2, 2010
	.875 (21-24)	North Carolina A&T	Dec. 30, 2000
	.875 (21-24)	at Wofford	Jan. 9, 2013



REBOUNDS

1.	100	Charleston Southern	Jan. 12, 2002
2.	64	Western Carolina	Feb. 11, 2008
	64	Virginia Union	Nov. 12, 2011
4.	62	at High Point	Feb. 24, 2001
	62	Delaware	Jan. 8, 2017
6.	61	at Delaware	Feb. 7, 2016
7.	60	Wofford	Jan. 18, 2010
8.	59	at Navy	Nov. 24, 2015
9.	58	Averett	Dec. 1, 1999
	58	vs. Charleston Southern	March 2, 2001
	58	at North Carolina A&T	Dec. 5, 2001
	58	at High Point	March 1, 2003

ASSISTS

1.	30	Coastal Carolina	Feb. 9, 2003
2.	30	Coastal Carolina	Feb. 9, 2003
3.	27	Peace	Jan. 4, 2001
	27	Morris Brown	Feb. 15, 2003
	27	vs. Weber State	Nov. 29, 2008
	27	Virginia Intermont	Nov. 18, 2011
7.	24	Montreat	Nov. 19, 2006
8.	23	East Tennessee State	Feb. 23, 2004
	23	North Carolina A&T	Nov. 18, 2005
	23	Appalachian State	Feb. 25, 2013

BLOCKED SHOTS

1.	17	East Tennessee State	Nov. 29, 2015
2.	13	at UNCG	Jan. 13, 2010
3.	12	King	Dec. 28, 2016
4.	11	vs. Charleston Southern	March 2, 2001
	11	at Davidson	Feb. 8, 2010
	11	at UNCG	Jan. 19, 2011
	11	at Georgia Southern	Jan. 13, 2014
	11	at NC State	Dec. 7, 2014
	11	at Hofstra	March 1, 2015
	11	Northeastern	Feb. 10, 2017

STEALS

1.	25	Averett	Dec. 1, 1999
2.	23	Peace	Jan. 4, 2001
3.	22	Greensboro	Jan. 7, 2000
4.	21	Ohio	Dec. 18, 2000
	21	Virginia Intermont	Nov. 18, 2011
6.	20	St. Andrews	Nov. 20, 1999
	20	Morris Brown	Feb. 15, 2003
	20	Iona	Dec. 3, 2006
	20	Appalachian State	Nov. 19, 2008
10.	19	Montreat	Nov. 19, 2006

INDIVIDUAL SEASON HIGHS

POINTS

1.	698	Venessa Corbett	1979-80
2.	680	Venessa Corbett	1981-82
3.	665	Nuggie Dixon	1980-81
4.	660	Nuggie Dixon	1979-80
5.	659	Venessa Corbett	1980-81
6.	564	Ali Ford	2010-11
7.	522	Ali Ford	2012-13
8.	512	Kelsey Evans	2012-13
9.	505	Jamie McNeely	1984-85
10.	503	Donna Trollinger	1983-84

POINTS PER GAME

1.	23.1	Venessa Corbett	1978-79
2.	22.7	Venessa Corbett	1981-82
3.	22.5	Venessa Corbett	1979-80
4.	22.0	Nuggie Dixon	1979-80
5.	21.5	Nuggie Dixon	1980-81
6.	21.3	Venessa Corbett	1980-81
7.	19.3	Lou Williamson	1978-79
8.	19.2	Barbara Johnson	1988-89
9.	18.9	Holly Andrews	2003-04
10.	18.7	Jamie McNeely	1984-85

FIELD GOALS MADE

1.	299	Venessa Corbett	1979-80
2.	296	Nuggie Dixon	1980-81
3.	294	Nuggie Dixon	1979-80
4.	278	Venessa Corbett	1981-82
5.	258	Venessa Corbett	1980-81
6.	212	Donna Trollinger	1983-84
7.	199	Jamie McNeely	1984-85
8.	196	Kelsey Evans	2012-13
9.	195	Barbara Johnson	1988-89
10.	194	Lou Williamson	1978-79

FIELD GOAL ATTEMPTS

1.	606	Venessa Corbett	1979-80
2.	593	Nuggie Dixon	1980-81
3.	574	Nuggie Dixon	1979-80
4.	540	Venessa Corbett	1981-82
5.	528	Jamie McNeely	1984-85
6.	514	Venessa Corbett	1980-81
7.	481	Mae Haith	1985-86
8.	478	Ali Ford	2010-11
9.	456	Donna Trollinger	1983-84
10.	453	Lou Williamson	1978-79

FIELD GOAL PERCENTAGE

1.	.607 (156-257)	Sherri Pickard	1974-75
2.	.593 (134-226)	Courtney Nyborg	2003-04
3.	.581 (126-217)	Susan Yow	1973-74
	.581 (100-172)	Cathy Jones	1982-83
5.	.571 (141-247)	Laura Case	1991-92
6.	.565 (173-306)	Kitara McMoore	2005-06
7.	.562 (100-178)	Brianne Gray	2003-04
8.	.561 (174-310)	Venessa Corbett	1978-79
	.561 (151-269)	Laura Case	1992-93
10.	.553 (142-257)	Jana Siler	1991-92

THREE-POINTERS MADE

1.	92	Ali Ford	2010-11
2.	91	Loretta Lawson	1999-00
3.	87	Ali Ford	2011-12
4.	84	Ali Ford	2009-10
5.	82	Zora Stephenson	2014-15
6.	79	Loretta Lawson	2000-01
7.	75	Ali Ford	2012-13
8.	69	Robyn Shipley	2005-06
9.	68	Tierra Bumbrey	2007-08
10.	67	Zora Stephenson	2013-14

THREE-POINT FIELD GOAL ATTEMPTS

1.	286	Loretta Lawson	1999-00
2.	277	Ali Ford	2010-11
3.	261	Ali Ford	2009-10
4.	255	Loretta Lawson	2000-01
5.	244	Ali Ford	2011-12
6.	219	Ali Ford	2012-13
7.	215	Zora Stephenson	2014-15
8.	211	Robyn Shipley	2005-06
9.	198	Rachel Hester	2006-07
10.	195	Holly Andrews	2002-03

THREE-POINT FIELD GOAL PCT. (MIN. 20 MADE)

1.	.423 (33-78)	Zora Stephenson	2011-12
2.	.404 (67-166)	Zora Stephenson	2013-14
3.	.402 (47-117)	Holly Andrews	2001-02
4.	.394 (39-99)	Shay Burnett	2016-17
5.	.393 (68-173)	Tierra Bumbrey	2007-08
6.	.391 (27-69)	Meme Garner	2016-17
7.	.388 (33-85)	Holly Andrews	2003-04
8.	.383 (23-60)	Aiesha Harper	2011-12
9.	.381 (82-215)	Zora Stephenson	2014-15
10.	.378 (46-127)	Loretta Lawson	1998-99

FREE THROWS MADE

1.	143	Venessa Corbett	1980-81
2.	133	Shay Burnett	2015-16
3.	129	Lakia Hayes	1996-97
4.	128	Lakia Hayes	1997-98
5.	124	Venessa Corbett	1981-82
6.	123	Lakia Hayes	1995-96
7.	116	Kelsey Evans	2012-13
8.	115	Kelsey Harris	2013-14
9.	108	Shay Burnett	2014-15
10.	107	Jamie McNeely	1984-85

FREE THROW ATTEMPTS

1.	185	Venessa Corbett	1980-81
2.	165	Lakia Hayes	1996-97
	165	Shay Burnett	2015-16
3.	160	Lakia Hayes	1995-96
5.	158	Lakia Hayes	1997-98
6.	152	Wanda Wilson	1973-74
7.	148	Jana Siler	1990-91
8.	147	Shay Burnett	2014-15
9.	146	Kelsey Harris	2013-14
10.	145	Ulaime Cummings	1993-94
	145	Kelsey Evans	2012-13

INDIVIDUAL SEASON HIGHS

FREE THROW PERCENTAGE (MIN. 60 MADE)

1.	.908	Ali Ford	2012-13
2.	.851	Susan Yow	1972-73
	.851	Kim Stewart	1994-95
4.	.840	Holly Andrews	2002-03
5.	.836	Lisa Miller	2003-04
6.	.821	Venessa Corbett	1981-82
7.	.818	Holly Andrews	2003-04
8.	.813	Ali Ford	2010-11
9.	.810	Lakia Hayes	1997-98
10.	.808	Ali Ford	2009-10

STEALS

1.	121	Donna Trollinger	1982-83
2.	111	Donna Trollinger	1983-84
3.	97	Jayne Chikos	1999-00
4.	90	Jeannie Hairston	1981-82
5.	88	Donna Trollinger	1981-82
6.	79	Elizabeth Ward	1992-93
7.	78	Lisa Briggs	1985-86
8.	74	Renate Costner	1981-82
9.	73	Lisa Briggs	1984-85
10.	71	Tiffany Davis	2006-07

REBOUNDS

1.	382	Jeannie Hairston	1981-82
2.	378	Venessa Corbett	1979-80
3.	358	Venessa Corbett	1981-82
4.	356	Venessa Corbett	1980-81
5.	349	Jeannie Hairston	1979-80
6.	331	Jeannie Hairston	1980-81
7.	307	Lakia Hayes	1996-97
8.	304	Kelsey Evans	2010-11
9.	291	Jeannie Hairston	1978-79
10.	274	Stella Jeffers	1979-80

STEALS PER GAME

1.	4.7	Donna Trollinger	1982-83
2.	4.0	Donna Trollinger	1983-84
3.	3.3	Jayne Chikos	1999-00
	3.3	Elizabeth Ward	1992-93
5.	3.2	Katie McGrath	1993-94
6.	3.1	Jill Seawell	1988-89
	3.1	Katie McGrath	1992-93
8.	3.0	Jeannie Hairston	1981-82
9.	2.9	Donna Trollinger	1981-82
10.	2.8	Lisa Briggs	1985-86

REBOUNDS PER GAME

1.	15.3	Venessa Corbett	1978-79
2.	12.7	Jeannie Hairston	1981-82
3.	12.2	Venessa Corbett	1979-80
4.	12.1	Jeannie Hairston	1978-79
5.	11.9	Venessa Corbett	1981-82
6.	11.4	Venessa Corbett	1980-81
	11.4	Lakia Hayes	1996-97
8.	11.3	Jeannie Hairston	1979-80
9.	10.8	Teddy Ireland	1975-76
10.	10.6	Jeannie Hairston	1980-81

BLOCKS

1.	71	Courtney Nyborg	2003-04
2.	70	Kelsey Evans	2010-11
3.	65	Kelsey Evans	2012-13
4.	56	Courtney Nyborg	2001-02
5.	55	Kelsey Evans	2009-10
6.	54	Tashina Deveaux	1998-99
	54	Malaya Johnson	2016-17
8.	51	Courtney Nyborg	2002-03
9.	50	Urysla Cotton	2009-10
10.	47	Tashina Deveaux	1999-00
	47	Tashina Deveaux	2000-01
	47	Lisa Archie	2010-11

ASSISTS

1.	231	Renate Costner	1981-82
2.	206	Lou Williamson	1979-80
3.	181	Jayne Chikos	2001-02
4.	170	Jayne Chikos	2002-03
5.	157	Shay Burnett	2016-17
6.	143	Lisa Briggs	1984-85
7.	142	Lou Williamson	1980-81
8.	138	Donna Trollinger	1981-82
	138	Essence Baucom	2014-15
10.	136	Jayne Chikos	1999-00

BLOCKS PER GAME

1.	2.4	Courtney Nyborg	2003-04
2.	2.1	Kelsey Evans	2010-11
3.	2.0	Tashina Deveaux	1998-99
	2.0	Courtney Nyborg	2001-02
	2.0	Kelsey Evans	2012-13
6.	1.8	Courtney Nyborg	2002-03
7.	1.7	Elizabeth Ward	1992-93
	1.7	Kelsey Evans	2009-10
	1.7	Lisa Archie	2010-11
10.	1.6	Tashina Deveaux	1999-00
	1.6	Tashina Deveaux	2000-01
	1.6	Urysla Cotton	2009-10
	1.6	Malaya Johnson	2016-17

ASSISTS PER GAME

1.	7.7	Renate Costner	1981-82
2.	6.7	Jayne Chikos	2001-02
3.	6.6	Lou Williamson	1978-79
4.	5.9	Jayne Chikos	2002-03
5.	5.3	Jackie Myers	1976-77
	5.3	Lisa Briggs	1984-85
7.	4.7	Jayne Chikos	1999-00
8.	4.6	Lou Williamson	1979-80
	4.6	Donna Trollinger	1981-82
	4.6	Shay Burnett	2016-17

TEAM SEASON HIGHS (DIVISION I)

POINTS		4. 150	2007-08	8. .657 (382-581)	2013-14	STEALS PER GAME	
1. 2399	2016-17	5. 147	2003-04	9. .652 (435-667)	2010-11	1. 10.5	2006-07
2. 2247	2010-11	6. 144	2012-13	10. .643 (390-607)	2000-01	2. 10.0	2002-03
3. 2168	2012-13	7. 142	2009-10			3. 10.0	2009-10
4. 2109	2014-15	8. 142	2010-11			4. 9.6	2007-08
5. 2009	2013-14	9. 140	2015-16	REBOUNDS		5. 9.5	2012-13
6. 2000	2009-10	10. 132	2000-01	1. 1417 (522-895)	2016-17	6. 9.1	2010-11
7. 1974	2015-16			2. 1368 (461-907)	2010-11	7. 8.8	2000-01
8. 1968	2000-01	THREE-PT. FG ATTEMPTS		3. 1305 (477-828)	2015-16	8. 8.4	2004-05
9. 1908	2007-08	1. 613	2014-15	4. 1280 (432-848)	2012-13	9. 8.0	2005-06
10. 1887	2011-12	2. 556	2011-12	5. 1269 (480-789)	2000-01	8.0	2016-17
		3. 556	2016-17	6. 1259 (435-824)	2001-02		
		4. 530	2015-16	7. 1258 (394-864)	2009-10		
POINTS PER GAME		5. 472	2009-10	8. 1228 (440-784)	2007-08	BLOCKS	
1. 70.6	2016-17	6. 470	2010-11	9. 1219 (392-827)	2014-15	1. 181	2010-11
2. 68.1	2010-11	7. 460	2003-04	10. 1195 (441-754)	2008-09	2. 161	2014-15
3. 65.9	2014-15	8. 459	2012-13			3. 157	2013-14
4. 65.7	2012-13	9. 457	2002-03	REBOUNDS PER GAME		4. 149	2012-13
5. 65.6	2000-01	10. 442	2006-07	1. 45.0	2001-02	5. 147	2009-10
6. 64.8	2013-14			2. 42.3	2000-01	146	2016-17
7. 64.5	2009-10	THREE-POINT FG PCT.		3. 42.1	2015-16	7. 135	2011-12
8. 64.1	2001-02	1. .367 (127-346)	2013-14	4. 41.7	2016-17	8. 131	2015-16
9. 63.7	2015-16	2. .347 (213-613)	2014-15	5. 41.5	2010-11	9. 127	2000-01
10. 62.9	2011-12	3. .345 (150-435)	2007-08	6. 41.4	2002-03	10. 121	2004-05
		4. .342 (190-556)	2011-12	7. 40.6	2009-10		
FIELD GOALS MADE		5. .320 (147-460)	2003-04	8. 38.8	2012-13	ASSISTS PER GAME	
1. 885	2016-17	6. .320 (178-556)	2016-17	9. 38.5	2008-09	1. 14.5	2003-04
2. 835	2010-11	7. .315 (112-356)	2001-02	10. 38.5	2011-12	2. 14.5	2002-03
3. 827	2012-13	8. .314 (144-459)	2012-13			3. 14.1	2001-02
4. 756	2014-15	9. .305 (132-433)	2000-01	ASSISTS		4. 13.5	2012-13
5. 750	2013-14	10. .302 (142-470)	2010-11	1. 453	2016-17	5. 13.3	2016-17
6. 733	2007-08			2. 446	2012-13	6. 13.2	2014-15
7. 723	2000-01	FREE THROWS MADE		3. 422	2014-15	7. 12.9	2000-01
8. 715	2015-16	1. 451	2016-17	4. 421	2003-04	8. 12.7	2011-12
9. 711	2009-10	2. 436	2009-10	5. 406	2002-03	9. 12.3	2013-14
10. 688	2011-12	3. 435	2010-11	6. 394	2001-02	10. 11.9	2010-11
		4. 404	2015-16	7. 392	2010-12		
FIELD GOAL ATTEMPTS		5. 390	2000-01	8. 386	2000-01	BLOCKS PER GAME	
1. 2072	2016-17	6. 384	2014-15	9. 381	2011-12	1. 5.5	2010-11
2. 2010	2010-11	7. 382	2013-14	10. 380	2013-14	2. 5.1	2013-14
3. 1979	2012-13	8. 370	2012-13			3. 5.0	2014-15
4. 1909	2015-16	9. 360	2003-04	ASSISTS PER GAME		4. 4.7	2009-10
5. 1867	2000-01	10. 349	2008-09	1. 14.5	2003-04	5. 4.5	2012-13
6. 1849	2007-08			2. 14.5	2002-03	6. 4.5	2011-12
7. 1844	2008-09	FREE THROWS ATTEMPTS		3. 14.1	2001-02	7. 4.3	2004-05
8. 1841	2009-10	1. 717	2016-17	4. 13.5	2012-13	8. 4.3	2016-17
9. 1815	2014-15	2. 667	2010-11	5. 13.3	2016-17	9. 4.2	2000-01
10. 1805	2013-14	3. 653	2009-10	6. 13.2	2014-15	10. 4.2	2015-16
		4. 607	2000-01	7. 12.9	2000-01		
FIELD GOAL PCT.		5. 595	2015-16	8. 12.7	2011-12	SCORING MARGIN	
1. .427 (885-2072)	2016-17	6. 581	2013-14	9. 12.3	2013-14	1. +11.6 (70.6-59.0)	2016-17
2. .422 (651-1543)	2003-04	7. 577	2014-15	10. 11.9	2010-11	2. +4.9 (62.2-57.3)	2002-03
3. .418 (827-1979)	2012-13	8. 563	2001-02	STEALS		3. +3.8 (68.1-64.2)	2010-11
4. .417 (756-1815)	2014-15	9. 560	2008-09	1. 314	2006-07	4. +2.7 (63.7-61.0)	2015-16
5. .416 (750-1805)	2013-14	10. 530	2003-04	2. 312	2012-13	5. +2.5 (65.6-63.1)	2000-01
6. .415 (835-2010)	2010-11			3. 309	2009-10	6. +2.0 (65.7-63.7)	2012-13
7. .412 (605-1468)	2005-06	FREE THROW PCT.		4. 308	2007-08	7. +1.3 (64.1-62.8)	2001-02
8. .396 (733-1849)	2007-08	1. .706 (370-524)	2012-13	5. 301	2010-11	8. +1.0 (56.4-55.4)	2005-06
9. .396 (677-1709)	2001-02	2. .679 (360-530)	2003-04	6. 280	2010-11	9. +0.2 (65.9-63.4)	2014-15
10. .395 (688-1741)	2011-12	3. .679 (404-595)	2015-16	7. 272	2002-03	10. -0.5 (62.9-63.4)	2011-12
		4. .668 (436-653)	2009-10	8. 265	2016-17		
THREE-POINTERS MADE		5. .667 (220-330)	2005-06	9. 242	2000-01		
1. 213	2014-15	6. .666 (384-577)	2014-15	10. 236	2008-09		
2. 190	2011-12	7. .663 (321-484)	2011-12	236	2014-15		
3. 178	2016-17				2004-05		

INDIVIDUAL CAREER HIGHS

POINTS

1.	2,430	Venessa Corbett	1978-82
2.	2,020	Ali Ford	2009-13
3.	1,617	Nuggie Dixon	1979-82
4.	1,472	Lou Williamson	1977-81
5.	1,458	Donna Trollinger	1981-85
6.	1,457	Kelsey Evans	2009-13
7.	1,403	Holly Andrews	2000-04
8.	1,357	Jeannie Hairston	1978-82
9.	1,353	Lakia Hayes	1995-98
10.	1,265	Mae Haith	1985-89

POINTS PER GAME

1.	22.3	Venessa Corbett	1978-82
2.	19.3	Nuggie Dixon	1979-82
3.	17.1	Wanda Wilson	1973-75
	17.1	Lakia Hayes	1995-98
5.	15.9	Ali Ford	2009-13
6.	15.8	Donna Trollinger	1981-85
7.	13.8	Holly Andrews	2000-04
8.	13.7	Cathy Jones	1982-85
9.	13.2	Jamie McNeely	1982-85
10.	13.0	Jana Siler	1988-92

FIELD GOALS MADE

1.	1,009	Venessa Corbett	1978-82
2.	719	Nuggie Dixon	1979-82
3.	673	Ali Ford	2009-13
4.	618	Lou Williamson	1977-81
5.	601	Donna Trollinger	1981-85
6.	550	Kelsey Evans	2009-13
7.	545	Jeannie Hairston	1978-82
8.	511	Mae Haith	1985-89
9.	506	Barbara Johnson	1986-90
10.	496	Holly Andrews	2000-04

FIELD GOAL ATTEMPTS

1.	1,970	Venessa Corbett	1978-82
2.	1,729	Ali Ford	2009-13
3.	1,448	Mae Haith	1985-89
4.	1,447	Nuggie Dixon	1979-82
5.	1,445	Lou Williamson	1977-81
6.	1,384	Donna Trollinger	1981-85
7.	1,344	Holly Andrews	2000-04
8.	1,215	Jeannie Hairston	1978-82
9.	1,214	Barbara Johnson	1986-90
10.	1,180	Kelsey Evans	2009-12

THREE-POINTERS MADE

1.	338	Ali Ford	2009-13
2.	234	Loretta Lawson	1997-01
3.	228	Zora Stephenson	2011-15
4.	163	Lauren Brown	2013-17
5.	154	Holly Andrews	2000-04
6.	149	Jessica Williams	2001-05
7.	134	Tierra Bumbrey	2004-08
8.	105	Sam Coffey	2011-15
9.	93	Robyn Shipley	2004-06
10.	82	Shay Burnett	2015-pres.

THREE-POINT FIELD GOAL ATTEMPTS

1.	1001	Ali Ford	2009-13
2.	741	Loretta Lawson	1997-01
3.	601	Zora Stephenson	2011-15
4.	498	Jessica Williams	2001-05
5.	497	Lauren Brown	2013-17
6.	446	Holly Andrews	2000-04
7.	410	Tierra Bumbrey	2004-08
8.	323	Sam Coffey	2011-15
9.	305	Robyn Shipley	2004-06
10.	290	Nicole Allison	2004-08

THREE-POINT FIELD GOAL PCT. (MIN. 60 MADE)

1.	.379 (228-601)	Zora Stephenson	2011-15
2.	.347 (71-204)	Tiffany Davis	2006-10
3.	.345 (154-446)	Holly Andrews	2000-04
4.	.338 (338-1001)	Ali Ford	2009-13
5.	.337 (82-243)	Shay Burnett	2014-pres.
6.	.328 (163-497)	Lauren Brown	2013-17
7.	.326 (134-410)	Tierra Bumbrey	2004-08
8.	.325 (105-323)	Sam Coffey	2011-15
9.	.324 (61-188)	Lisa Miller	2002-04
10.	.316 (234-741)	Loretta Lawson	1997-01

FREE THROWS MADE

1.	412	Venessa Corbett	1978-82
2.	380	Lakia Hayes	1995-98
3.	343	Kelsey Evans	2009-13
4.	341	Shay Burnett	2014-pres.
5.	336	Ali Ford	2009-13
6.	280	Laura Case	1989-93
7.	272	Kelsey Harris	2010-14
8.	267	Jeannie Hairston	1978-82
9.	261	Jana Siler	1988-92
10.	257	Holly Andrews	2000-04

FREE THROW ATTEMPTS

1.	547	Venessa Corbett	1978-82
2.	483	Lakia Hayes	1995-98
3.	477	Mae Haith	1985-89
4.	466	Shay Burnett	2014-pres.
5.	449	Kelsey Evans	2009-13
6.	429	Jana Siler	1988-92
7.	427	Ulaine Cummings	1993-97
8.	416	Jeannie Hairston	1978-82
9.	407	Ali Ford	2009-13
10.	384	Kelsey Harris	2010-14

FREE THROW PERCENTAGE (MIN. 250 MADE)

1.	.826 (336-407)	Ali Ford	2009-13
2.	.787 (380-483)	Lakia Hayes	1995-98
3.	.784 (257-328)	Holly Andrews	2000-04
4.	.764 (343-449)	Kelsey Evans	2009-13
5.	.763 (280-367)	Laura Case	1989-93
6.	.753 (412-547)	Venessa Corbett	1978-82
7.	.732 (341-466)	Shay Burnett	2014-pres.
8.	.722 (236-327)	Tiffany Davis	2006-10
9.	.719 (256-356)	Donna Trollinger	1981-85
10.	.708 (272-384)	Kelsey Harris	2010-14

INDIVIDUAL CAREER HIGHS

REBOUNDS

1.	1,353	Jeannie Hairston	1978-82
2.	1,352	Venessa Corbett	1978-82
3.	1,004	Kelsey Evans	2009-13
4.	850	Tashina DeVeaux	1997-01
5.	811	Jana Siler	1988-92
6.	782	Lakia Hayes	1995-98
7.	737	Lisa Hairston	1984-87
8.	687	Urysla Cotton	2006-10
9.	671	Barbara Johnson	1986-90
10.	668	Anestha Blakeney	1999-03

STEALS PER GAME

1.	3.8	Donna Trollinger	1981-85
2.	2.5	Jill Seawell	1987-89
3.	2.3	Lisa Briggs	1983-87
4.	2.2	Elizabeth Ward	1989-93
	2.2	Jayne Chikos	1999-03
	2.2	Shon Redmond	2010-13
7.	2.1	Mae Haith	1985-89
	2.1	Tierra Bumbrey	2004-08
	2.1	Tiffany Davis	2006-10
10.	2.0	Nuggie Dixon	1979-82
	2.0	Nissie Thompson	1990-93

REBOUNDS PER GAME

1.	12.4	Venessa Corbett	1978-82
2.	11.7	Jeannie Hairston	1978-82
3.	9.9	Lakia Hayes	1995-98
4.	9.2	Cathy Jones	1982-85
5.	8.5	Susan Yow	1972-75
6.	8.4	Jana Siler	1988-92
7.	8.1	Kelsey Evans	2009-13
8.	7.8	Teddy Ireland	1972-76
9.	7.6	Tashina DeVeaux	1997-01
	7.6	Kitara McMoore	2004-08

BLOCKS

1.	227	Kelsey Evans	2009-13
2.	197	Courtney Nyborg	2000-04
3.	183	Tashina DeVeaux	1997-01
4.	132	Malaya Johnson	2014-pres.
5.	128	Jenifer Rhodes	2013-17
6.	126	Sam Coffey	2011-15
7.	106	Urysla Cotton	2006-10
8.	97	Elizabeth Ward	1989-93
9.	80	Lisa Archie	2009-12
10.	72	Autumn Carter	2012-16

ASSISTS

1.	612	Jayne Chikos	1999-03
2.	422	Tierra Bumbrey	2004-08
3.	404	Lisa Briggs	1983-87
4.	393	Ali Ford	2009-13
5.	392	Renate Costner	1980-84
6.	382	Essence Baucom	2014-17
7.	356	Shay Burnett	2014-pres.
8.	355	Donna Trollinger	1981-85
9.	302	Tiffany Davis	2006-10
10.	296	Kelsey Harris	2010-14

BLOCKS PER GAME

1.	1.8	Kelsey Evans	2009-13
2.	1.7	Courtney Nyborg	2000-04
3.	1.6	Tashina DeVeaux	1997-01
4.	1.5	Ann Walters	1986-88
5.	1.4	Malaya Johnson	2014-pres.
6.	1.2	Sade Jordan	2004-05
7.	1.1	Lisa Archie	2009-12
8.	1.1	Jenifer Rhodes	2013-17
9.	1.0	Elizabeth Ward	1989-93
	1.0	Sam Coffey	2011-15

ASSISTS PER GAME

1.	5.3	Jayne Chikos	1999-03
2.	4.0	Essence Baucom	2014-17
3.	3.9	Donna Trollinger	1981-85
4.	3.7	Lisa Briggs	1983-87
	3.7	Theresa Sandell	1984-86
	3.7	Shay Burnett	2014-pres.
7.	3.6	Renate Costner	1980-84
	3.6	Nissie Thompson	1990-93
	3.6	Tierra Bumbrey	2004-08
10.	3.1	Elizabeth Ward	1989-93
	3.1	Nikkie Herron	1997-99
	3.1	Ali Ford	2009-13

STEALS

1.	345	Donna Trollinger	1981-85
2.	271	Tierra Bumbrey	2004-08
3.	260	Tiffany Davis	2006-10
4.	255	Lisa Briggs	1983-87
5.	252	Jayne Chikos	1999-03
6.	220	Mae Haith	1985-89
7.	211	Elizabeth Ward	1989-93
8.	202	Renate Costner	1980-84
9.	193	Kelsey Harris	2010-14
10.	188	Ali Ford	2009-13



MISCELLANEOUS STATISTICS

ELON IN OVERTIME (17-13)

SINGLE OVERTIME (16-10)		
DATE	OPPONENT	RESULT
2-24-73	at High Point	W, 43-39
1-31-74	East Carolina	W, 54-53
12-8-79	at Atlantic Christian	W, 79-75
2-12-80	at Wake Forest	W, 100-87
2-6-93	at Presbyterian	L, 75-85
1-22-94	Lenoir-Rhyne	W, 80-76
2-26-94	Carson-Newman	W, 87-86
1-13-96	at Carson-Newman	W, 76-73
2-14-96	Mars Hill	L, 88-89
11-16-96	at Queens	W, 71-64
2-19-97	at Gardner-Webb	W, 67-65
2-24-01	at High Point	W, 67-63
1-13-03	at Coastal Carolina	W, 60-50
11-27-04	vs. Wichita State	L, 68-72
1-17-05	at Western Carolina	W, 77-75
12-19-05	at Appalachian State	L, 63-66
12-17-07	at High Point	L, 71-77
1-19-08	Appalachian State	L, 56-58
11-15-08	Longwood	L, 45-58
1-18-10	Wofford	L, 60-61
1-22-11	College of Charleston	W, 56-49
2-7-11	at Georgia Southern	L, 69-71
1-7-13	Chattanooga	W, 70-60
1-25-15	Northeastern	W, 80-77
3-4-15	Delaware	W, 77-76
1-10-16	James Madison	L, 76-81

DOUBLE OVERTIME (1-2)

DATE	OPPONENT	RESULT
2-10-93	Catawba	L, 95-107
11-24-15	at Navy	L, 70-73
2-7-16	at Delaware	W, 66-64

QUADRUPLE OVERTIME (0-1)

DATE	OPPONENT	RESULT
2-11-08	Western Carolina	L, 101-102

RECORD vs. RANKED OPPONENTS

SINCE 1999-2000		
DATE	OPPONENT	RESULT
Nov. 16, 2001	at #4 Duke	L, 52-102
Dec. 18, 2001	at #20 Florida	L, 53-81
Dec. 17, 2002	at #13 North Carolina	L, 50-83
Nov. 21, 2003	at #4 Duke	L, 26-108
Nov. 19, 2004	at #9 North Carolina	L, 40-86
Nov. 17, 2006	at #2 North Carolina	L, 36-90
Dec. 2, 2010	at #10 West Virginia	L, 51-90
Dec. 21, 2014	vs. #6 North Carolina	L, 67-85
Dec. 22, 2015	at #2 South Carolina	L, 63-78
Dec. 8, 2016	at #21/21 Duke	L, 63-68
March 17, 2017	vs. #22/21 West Virginia	L, 62-75

MILESTONE WINS

OVERALL WINS			
WIN	DATE	OPPONENT	SCORE
1	Feb. 10, 1972	Catawba	39-35
50	Feb. 20, 1975	UNCG	91-75
100	Feb. 14, 1979	at Pembroke State	68-62
150	Feb. 19, 1981	Guilford	104-73
200	Dec. 3, 1983	North Carolina Central	80-63
250	Jan. 25, 1988	Pfeiffer	78-63
300	Feb. 8, 1992	Presbyterian	87-75
350	Dec. 3, 1996	Carson-Newman	56-41
400	Jan. 31, 2001	at Norfolk State	67-61
450	Jan. 19, 2004	Western Carolina	58-45
500	Feb. 27, 2009	at UNCG	54-57
550	Nov. 12, 2012	VCU	74-58
600	March 1, 2015	at Hofstra	64-58

DIVISION I WINS

WIN	DATE	OPPONENT	SCORE
1	Nov. 19, 1999	at North Carolina A&T	75-61
50	Jan. 7, 2003	UNC Asheville	52-44
100	Nov. 30, 2007	at Campbell	76-68
150	Jan. 22, 2011	at College of Charleston	56-49 (OT)
200	Feb. 1, 2014	UNCG	80-57
250	Dec. 22, 2016	at Georgia State	84-67

100-POINT GAMES


ELON'S 100-POINT GAMES (18)

DATE	OPPONENT	SCORE
Feb. 27, 1975	High Point	100-69
Jan. 17, 1980	at Guilford	101-66
Jan. 26, 1980	Richmond	101-60
Feb. 12, 1980	at Wake Forest	100-87 (OT)
1980-81	Catawba	106-47
1980-81	Gardner-Webb	100-70
1980-81	Mars Hill	107-75
Feb. 19, 1981	Guilford	104-73
Nov. 23, 1981	St. Augustine's	100-63
Dec. 7, 1981	Guilford	100-50
Feb. 24, 1983	Guilford	100-77
Dec. 1, 1983	Guilford	102-94
Jan. 9, 1992	Mars Hill	105-86
Nov. 19, 2006	Montreat	104-59
Feb. 11, 2008	Western Carolina	101-102 (4 OT)
Nov. 20, 2009	St. Andrews	104-27
March 17, 2011	USC Upstate	103-72
Nov. 18, 2011	Virginia Intermont	105-53

OPPONENT'S 100-POINT GAMES (12)

DATE	OPPONENT	SCORE
Dec. 12, 1975	at High Point	58-128
Jan. 24, 1976	at Mars Hill	65-107
Feb. 12, 1977	at Pfeiffer	91-106
Feb. 23, 1978	Western Carolina	72-109
Feb. 2, 1985	at Pembroke State	54-100
Feb. 6, 1985	at Fayetteville State	69-106
Feb. 10, 1993	Catawba	95-107 (2 OT)
Nov. 19, 2000	vs. Wisconsin	49-102
Nov. 16, 2001	at #4 Duke	52-102
Nov. 21, 2003	at #4 Duke	26-108
Feb. 11, 2008	Western Carolina	101-102 (4 OT)
Nov. 29, 2010	at Appalachian State	67-100

1,000-POINT CLUB



VENESSA
CORBETT

2,430 CAREER POINTS
1978-82 | YANCEYVILLE, N.C.

YEAR	GP	FG	FT	TP	AVG
1978-79	17	174	45	393	23.1
1979-80	31	299	100	698	22.5
1980-81	31	258	143	659	21.3
1981-82	30	278	124	680	22.7
CAREER	109	1,009	412	2,430	22.3



ALI
FORD

2,020 CAREER POINTS
2009-13 | MORGANTON, N.C.


YEAR	GP	FG	FT	TP	AVG
2009-10	31	159	97	499	16.1
2010-11	33	186	100	564	17.1
2011-12	30	88	53	435	14.5
2012-13	33	179	89	522	15.8
CAREER	127	673	336	2,020	15.9



NUGGIE
DIXON

1,617 CAREER POINTS
1979-82 | WILMINGTON, N.C.


YEAR	GP	FG	FT	TP	AVG
1979-80	30	294	72	660	22.0
1980-81	31	296	73	665	21.5
1981-82	23	129	34	292	12.7
CAREER	84	719	179	1,617	19.3



LOU
WILLIAMSON

1,472 CAREER POINTS
1977-81 | RALEIGH, N.C.

YEAR	GP	FG	FT	TP	AVG
1977-78	20	91	25	207	10.4
1978-79	24	194	74	462	19.3
1979-80	31	175	60	410	13.2
1980-81	31	158	77	393	12.7
CAREER	106	618	236	1,472	13.9



DONNA
TROLLINGER

1,458 CAREER POINTS
1981-85 | GRAHAM, N.C.

YEAR	GP	FG	FT	TP	AVG
1981-82	30	165	80	410	13.7
1982-83	26	176	85	437	16.8
1983-84	28	212	79	503	18.0
1984-85	8	48	12	180	13.5
CAREER	92	601	256	1,458	15.8



KELSEY
EVANS

1,457 CAREER POINTS
2009-13 | RALEIGH, N.C.


YEAR	GP	FG	FT	TP	AVG
2009-10	31	91	64	246	7.9
2010-11	33	144	95	383	11.6
2011-12	27	119	68	316	11.7
2012-13	33	196	116	512	15.5
CAREER	124	550	343	1,457	11.8



HOLLY
ANDREWS

1,403 CAREER POINTS
2000-04 | HUDSON, N.C.

YEAR	GP	FG	FT	TP	AVG
2000-01	29	76	44	211	7.3
2001-02	28	169	73	458	16.4
2002-03	29	152	68	431	14.9
2003-04	16	99	72	303	18.9
CAREER	102	496	257	1,403	13.8



JEANNIE
HAIRSTON

1,357 CAREER POINTS
1987-92 | GREENSBORO, N.C.


YEAR	GP	FG	FT	TP	AVG
1978-79	24	11	38	260	10.8
1979-80	31	132	89	353	11.4
1980-81	31	139	78	356	11.5
1981-82	30	163	62	388	12.9
CAREER	116	545	267	1,357	11.7



LAKIA
HAYES

1,353 CAREER POINTS
1995-98 | STONE MOUNTAIN, GA.

YEAR	GP	FG	FT	TP	AVG
1995-96	26	147	123	423	46.3
1996-97	27	159	129	457	16.9
1997-98	26	165	128	473	18.2
CAREER	79	471	380	1,353	17.1



MAE
HAITH

1,265 CAREER POINTS
1985-89 | ELON COLLEGE, N.C.

YEAR	GP	FG	FT	TP	AVG
1985-86	27	155	74	384	14.2
1986-87	28	97	70	264	9.4
1987-88	28	144	51	339	12.1
1988-89	24	115	47	278	11.6
CAREER	107	511	242	1,265	11.8



JANA
SILER

1,251 CAREER POINTS
1988-92 | SILER CITY, N.C.

YEAR	GP	FG	FT	TP	AVG
1988-89	23	88	38	214	9.3
1989-90	25	112	65	289	11.6
1990-91	25	153	86	392	15.7
1991-92	23	142	72	356	15.5
CAREER	96	495	261	1,251	13.0




LAUREN
BROWN

1,194 CAREER POINTS
2013-17 | ALPHARETTA, GA.


YEAR	GP	FG	FT	TP	AVG
2013-14	31	87	66	251	8.1
2014-15	32	80	43	248	7.8
2015-16	31	95	45	283	9.1
2016-17	34	136	81	412	12.1
CAREER	128	398	235	1,194	9.3

1,000-POINT CLUB


**BARBARA
JOHNSON**

1,172 CAREER POINTS
1986-90 | SEMORA, N.C.

YEAR	GP	FG	FT	TP	AVG
1986-87	24	36	15	87	3.6
1987-88	27	112	9	233	8.6
1988-89	24	195	67	461	19.2
1989-90	25	163	55	391	15.6
CAREER	100	506	146	1,172	11.7


**LISA
BRIGGS**


1,148 CAREER POINTS
1983-87 | GRAHAM, N.C.

YEAR	GP	FG	FT	TP	AVG
1983-84	28	102	47	256	9.1
1984-85	27	138	56	332	12.3
1985-86	26	123	45	291	11.2
1986-87	28	105	59	269	9.6
CAREER	109	468	207	1,148	10.5


**SHAY
BURNETT**

1,143 CAREER POINTS
2014-PRESENT | GRAHAM, N.C.

YEAR	GP	FG	FT	TP	AVG
2014-15	32	104	108	336	10.5
2015-16	30	116	133	388	12.9
2016-17	34	140	100	419	12.3
CAREER	96	360	341	1,143	11.9


**LORETTA
LAWSON**

1,131 CAREER POINTS
1997-01 | THOMASVILLE, N.C.

YEAR	GP	FG	FT	TP	AVG
1997-98	26	60	26	164	6.3
1998-99	27	79	9	215	8.0
1999-00	29	133	32	389	13.0
2000-01	30	125	34	363	12.1
CAREER	112	397	101	1,131	10.1


**LAURA
CASE**


1,116 CAREER POINTS
1989-93 | ARDEN, N.C.

YEAR	GP	FG	FT	TP	AVG
1989-90	24	68	51	187	7.8
1990-91	22	58	39	155	7.0
1991-92	23	141	85	367	16.0
1992-93	24	151	105	407	17.0
CAREER	93	418	280	1,116	12.0


**JENIFER
RHODES**

1,112 CAREER POINTS
2013-17 | NORTH CHARLESTON, S.C.

YEAR	GP	FG	FT	TP	AVG
2013-14	27	108	37	253	9.4
2014-15	29	100	32	232	8.0
2015-16	31	118	38	274	8.8
2016-17	33	158	37	353	10.7
CAREER	120	484	144	1,112	9.3


**LISA
HAIRSTON**

1,099 CAREER POINTS
1984-88 | EDEN, N.C.

YEAR	GP	FG	FT	TP	AVG
1984-85	27	106	36	248	9.2
1985-86	18	66	42	174	9.7
1986-87	28	150	70	370	13.2
1987-88	28	130	47	307	11.0
CAREER	101	452	195	1,099	10.9


**TIERRA
BUMBREY**


1,095 CAREER POINTS
2004-08 | STAFFORD, VA.

YEAR	GP	FG	FT	TP	AVG
2004-05	28	101	47	248	8.9
2005-06	26	74	32	191	7.3
2006-07	30	98	23	253	8.4
2007-08	32	155	25	403	12.6
CAREER	116	428	127	1,095	9.4


**ELIZABETH
WARD**

1,081 CAREER POINTS
1989-93 | HUNTINGTON, W.V.

YEAR	GP	FG	FT	TP	AVG
1989-90	24	76	30	197	8.2
1990-91	25	104	54	280	11.2
1991-92	23	91	45	250	10.9
1992-93	24	132	67	354	14.8
CAREER	96	403	198	1,081	11.3


**JAMIE
McNEELY**

1,068 CAREER POINTS
1982-85 | ICARD, N.C.

YEAR	GP	FG	FT	TP	AVG
1982-83	26	103	24	230	8.8
1983-84	28	127	64	333	11.9
1984-85	27	199	107	505	18.7
CAREER	81	199	195	1,068	13.2


**KELSEY
HARRIS**

1,063 CAREER POINTS
2010-14 | GASTONIA, N.C.

YEAR	GP	FG	FT	TP	AVG
2010-11	33	67	53	188	5.7
2011-12	30	81	35	199	6.6
2012-13	33	114	69	298	9.0
2013-14	31	129	111	378	12.2
CAREER	127	391	268	1,063	8.4

APPROACHING 1,000?
MALAYA JOHNSON


YEAR	GP	FG	FT	TP	AVG
2014-15	32	94	53	241	7.5
2015-16	31	106	48	261	8.4
2016-17	34	129	49	310	9.1
CAREER	97	329	150	812	8.4

Malaya Johnson would be the fourth player between the 2016-17 and 2017-18 seasons to surpass 1,000-career points, marking it the most to accomplish the achievement in a two-year period in program history.

HONORS & AWARDS

COLONIAL ATHLETIC ASSOCIATION

FIRST TEAM ALL-CAA

YEAR	PLAYER
2015-16	Shay Burnett
2016-17	Shay Burnett

THIRD TEAM ALL-CAA

YEAR	PLAYER
2016-17	Jenifer Rhodes

ALL-ROOKIE TEAM

YEAR	PLAYER
2014-15	Shay Burnett
2014-15	Malaya Johnson
2016-17	Ra'Shika White

ALL-TOURNAMENT TEAM

YEAR	PLAYER
2016-17	Lauren Brown
2016-17	Essence Baucom
2016-17	Shay Burnett

ALL-ACADEMIC TEAM

YEAR	PLAYER
2014-15	Lauren Brown
2014-15	Sam Coffey
2014-15	Zora Stephenson
2015-16	Lauren Brown
2015-16	Autumn Carter
2016-17	Lauren Brown

PLAYER OF THE WEEK

DATE	PLAYER
Feb. 9, 2015	Sam Coffey
Nov. 23, 2015	Shay Burnett
Dec. 14, 2015	Lauren Brown
Dec. 26, 2016	Shay Burnett
Jan. 16, 2017	Lauren Brown
Feb. 6, 2017	Shay Burnett
March 6, 2017	Jenifer Rhodes

ROOKIE OF THE WEEK

YEAR	PLAYER
Dec. 1, 2014	Shay Burnett
Dec. 22, 2014	Malaya Johnson
Jan. 5, 2015	Malaya Johnson
Jan. 26, 2015	Shay Burnett
Feb. 23, 2016	Shay Burnett
March 9, 2016	Shay Burnett
March 7, 2016	Nikki McDonald
Nov. 21, 2016	Jada Graves
Dec. 5, 2016	Ra'Shika White
Dec. 12, 2016	Ra'Shika White

SOUTHERN CONFERENCE

FIRST TEAM ALL-SoCON (COACHES)

YEAR	PLAYER
2005-06	Kitara McMoore
2007-08	Tierra Bumbrey
2009-10	Ali Ford
2010-11	Ali Ford
2011-12	Ali Ford
2012-13	Ali Ford
2012-13	Kelsey Evans
2013-14	Kelsey Harris

SECOND TEAM ALL-SoCON (COACHES)

YEAR	PLAYER
2003-04	Holly Andrews
2003-04	Courtney Nyborg

ALL-FRESHMEN TEAM (COACHES)

YEAR	PLAYER
2006-07	Tiffany Davis
2008-09	Tiara Gause
2008-09	Courtney Medley
2009-10	Ali Ford
2011-12	Sam Coffey
2013-14	Lauren Brown
2013-14	Jenifer Rhodes

FIRST TEAM ALL-SoCON (MEDIA)

YEAR	PLAYER
2005-06	Kitara McMoore
2007-08	Tierra Bumbrey
2009-10	Ali Ford
2011-12	Ali Ford
2012-13	Ali Ford

SECOND TEAM ALL-SoCON (MEDIA)

DATE	PLAYER
2003-04	Holly Andrews
2003-04	Courtney Nyborg
2010-11	Ali Ford
2010-11	Kelsey Evans
2011-12	Kelsey Evans
2012-13	Kelsey Evans
2013-14	Kelsey Harris

ALL-FRESHMEN TEAM (MEDIA)

YEAR	PLAYER
2011-12	Sam Coffey
2013-14	Lauren Brown
2013-14	Jenifer Rhodes

FRESHMAN OF THE YEAR

YEAR	PLAYER
2008-09	Tiara Gause
2009-10	Ali Ford
2013-14	Jenifer Rhodes

ALL-TOURNAMENT TEAM

YEAR	PLAYER
2007-08	Tierra Bumbrey
2007-08	Kitara McMoore
2008-09	Courtney Medley
2010-11	Ali Ford
2012-13	Kelsey Evans (2nd)
2013-14	Kelsey Harris (2nd)

PLAYER OF THE MONTH

YEAR	PLAYER
Dec. 2003	Holly Andrews
Jan. 2004	Holly Andrews
Nov. 2005	Kitara McMoore
Jan. 2006	Kitara McMoore

MAJOR AWARDS

PLAYER OF THE YEAR

YEAR	PLAYER	CONFERENCE
1981-82	Venessa Corbett	Carolinas
1983-84	Donna Trollinger	Carolinas
2001-02	Holly Andrews	Big South

FRESHMAN OF THE YEAR

YEAR	PLAYER	CONFERENCE
1995-96	Amy Hill	SAC
2008-09	Tiara Gause	SoCon
2009-10	Ali Ford	SoCon
2014-15	Jenifer Rhodes	SoCon

TOURNAMENT MOST OUTSTANDING PLAYER

YEAR	PLAYER	CONFERENCE
2016-17	Lauren Brown	CAA

COACH OF THE YEAR

YEAR	PLAYER	CONFERENCE
1979-80	Mary Jackson	Carolinas
1980-81	Mary Jackson	Carolinas
2016-17	Charlotte Smith	CAA

CAA DEAN EHLERS AWARD

YEAR	PLAYER
2016-17	Lauren Brown

HONORS & AWARDS

CHAMPIONSHIPS

AIAW Champions	1974
District 26 Champions	1982
Carolinas Conference Champions	1981, 1982
CAA Regular Season	2016-17
CAA Tournament	2017

ALL-AMERICANS

1974-75	Susan Yow	
1979-80	Venessa Corbett	
1980-81	Venessa Corbett	
1996-97	Lakia Hayes	HM
1997-98	Lakia Hayaes	HM

ALL-CONFERENCE

1975-76	Teddy Ireland	Carolinas	
1975-76	Sandy Oatridge	Carolinas	
1976-77	Jackie Myers	Carolinas	
1977-78	Jackie Myers	Carolinas	
1978-79	Venessa Corbett	Carolinas	
1978-79	Lou Williamson	Carolinas	
1979-80	Venessa Corbett	Carolinas	
1979-80	Nuggie Dixon	Carolinas	
1979-80	Lou Williamson	Carolinas	
1980-81	Venessa Corbett	Carolinas	
1980-81	Nuggie Dixon	Carolinas	
1980-81	Lou Williamson	Carolinas	
1981-82	Venessa Corbett	Carolinas	
1981-82	Nuggie Dixon	Carolinas	
1981-82	Lou Williamson	Carolinas	
1982-83	Cathy Jones	Carolinas	HM
1982-83	Donna Trollinger	Carolinas	
1983-84	Cathy Jones	Carolinas	HM
1983-84	Donna Trollinger	Carolinas	
1984-85	Jamie McNeely	Carolinas	
1987-88	Lisa Hairston	Carolinas	
1988-89	Barbara Johnson	Carolinas	
1991-92	Laura Case	South Atlantic	
1991-92	Jana Siler	South Atlantic	
1992-93	Laura Case	South Atlantic	
1995-96	Lakia Hayes	South Atlantic	
1996-97	Lakia Hayes	South Atlantic	
1999-00	Jayne Chikos	Big South	Fr.
1999-00	Loretta Lawson	Big South	2nd
2000-01	Holly Andrews	Big South	Fr.
2000-01	Loretta Lawson	Big South	2nd
2001-02	Holly Andrews	Big South	1st
2001-02	Jayne Chikos	Big South	2nd
2002-03	Holly Andrews	Big South	1st
2002-03	Jayne Chikos	Big South	2nd
2003-04	Holly Andrews	SoCon(C/M)	2nd
2003-04	Courtney Nyborg	SoCon (C/M)	2nd
2005-06	Kitara McMoore	SoCon(C/M)	1st
2006-07	Tiffany Davis	SoCon (C)	Fr.
2007-08	Tierra Bumbrey	SoCon (C/M)	1st
2008-09	Tiara Gause	SoCon(C)	Fr.
2008-09	Courtney Medley	SoCon(C)	Fr.
2009-10	Ali Ford	SoCon (C/M)	1st
2009-10	Ali Ford	SoCon	Fr.
2010-11	Ali Ford	SoCon (C/M)	1st
2010-11	Kelsey Evans	SoCon (C)	2nd
2011-12	Ali Ford	SoCon (C/M)	1st
2011-12	Kelsey Evans	SoCon (M)	2nd
2011-12	Sam Coffey	SoCon (C/M)	Fr.
2012-13	Kelsey Evans	SoCon (C/M)	1st/2nd
2012-13	Ali Ford	SoCon (C/M)	1st
2013-14	Kelsey Harris	SoCon(C/M)	1st/2nd
2013-14	Lauren Brown	SoCon (C/M)	Fr.
2013-14	Jenifer Rhodes	SoCon (C/M)	Fr.
2014-15	Shay Burnett	CAA	R
2014-15	Malaya Johnson	CAA	R
2015-16	Shay Burnett	CAA	1st
2016-17	Shay Burnett	CAA	1st
2016-17	Jenifer Rhodes	CAA	3rd
2016-17	Ra'Shika White	CAA	R

ALL-STATE

1973-74	Sherri Pickard
1973-74	Wanda Wilson
1973-74	Susan Yow
1974-75	Teddy Ireland
1974-75	Sherri Pickard
1974-75	Wanda Wilson
1974-75	Susan Yow
1977-78	Venessa Corbett
1979-80	Venessa Corbett
1979-80	Nuggie Dixon
1980-81	Venessa Corbett
1980-81	Nuggie Dixon
1980-81	Lou Williamson
2005-06	Kitara McMoore
2007-08	Tierra Bumbrey
2009-10	Ali Ford
2010-11	Ali Ford
2011-12	Ali Ford
2011-12	Kelsey Evans
2012-13	Ali Ford
2012-13	Kelsey Evans
2013-14	Sam Coffey

ALL-DISTRICT

1981-82	Venessa Corbett
1981-82	Donna Trollinger
1982-83	Donna Trollinger
1983-84	Donna Trollinger
1984-85	Jamie McNeely
1987-88	Lisa Hairston
1992-93	Laura Case

ACADEMIC ALL-DISTRICT

2013-14	Sam Coffey	1st
2014-15	Sam Coffey	1st

Note:

The letter 'C' designates Coaches Team

The letter 'M' designates Media Poll

LETTERWINNERS

A		Ali Ford	2009-13	Maria Lewis	1993-96	Shamica Spears	2006-08
Barby Adcock	1977-79	Laura Foster	1989-93	Jess Luedtke	2007-11	Cheryl Spivey	1989-90
Nicole Allison	2004-08	Sharon Foust	1985-88	M			
Terry Allison	1988-89	Candy Fox	1974-78	Donna Martin	1985-88	Julie Starr	1997-98
Holly Andrews	2000-04	Jane Frye	1988-90	Joseph Mbouma	2013-16	Zora Stephenson	2011-15
Sandy Anstead	1975-76	Paige Fuller	1992-95	Maddie McCallie	2014-17	Kim Stewart	1993-95
Lisa Archie	2009-12	G		Anita McCauley	1993-95	Kathy Streecher	1971-73
B		Alicia Gaddy	1983-85	Samantha McComas	2002-06	Yolanda Stockton	1983-84
Jane Bartley	2001-05	Beth Gardner	1985-86	Susan McCoy	1972-73	Kara Sturlodottir	2008-09
Jermile Batten	2008-12	Meme Garner	2016-pres.	Nikki McDonald	2015-16	T	
Essence Baucom	2014-17	Tiara Gause	2008-11	Andie McDowell	1976-78	Monica Tate	1997-91
Beth Beaty	1973-77	Fran Gettys	1977-78	Janie McGann	1972-73	LuAnn Tatum	1984-86
Ann Beeson	1981-82	Ivey Ghee	1999-03	Geri McGarry	1982-83	Julie Taylor	2007-11
Sharwil Bell	2008-09	Sarah Goldfarb	2004-05	Katie McGrath	1990-94	Nissie Thompson	1990-93
Summer Bennington	1994-95	Jada Graves	2016-pres.	Noel McKenzie	1994-95	Kelly Tichich	1994-98
Anestha Blakeney	1999-03	Brianne Gray	2001-05	Mariam McLeod	1998-02	Debbie Timberlake	1971-74
Vickie Blankenship	1976-77	Sandra Partridge Gray	1974-77	Kitara McMoore	2004-08	Donna Trollinger	1981-85
Crystal Blatchley	1993-95	Ebony Green	1998-99	Jamie McNeely	1982-85	Stephanie Tullett	1997-99
Bevin Borajkiewicz	1995-96	Eryn Green	1999-01	Necia Meadows	1982-83	V	
Lisa Brabon	2000-01	Erika Gunter	1982-84	Courtney Medley	2008-09	Claire Vogel	2003-04
Arayael Brandner	2009-13	H		Lexi Mercer	2016-pres.	W	
C.B. Brannon	1974-75	Lei Lei Hairston	2009-13	Amy Mercier	1994-95	Amber Wall	2006-09
Janice Bremer	1979-80	Jeannie Hairston	1978-82	Lisa Miller	2002-04	Ann Walters	1986-88
Lisa Briggs	1983-87	Lisa Hairston	1984-88	Milica Milosavljevic	1999-04	Liz Ward	1989-93
Lynn Briggs	1976-79	Mae Haith	1985-89	Anne Monsted	1996-98	Dee Dee Wardlaw	1981-83
Allison Bron	1991-95	Jodie Hallett	1995-99	Lisa Mooneyham	1976-79	Rhonda Warren	1991-94
Sherry Brothers	1981-82	Michele Hamilton	2001-04	Shashonna Moore	2004-08	Christine Watkins	1989-93
Lauren Brown	2013-17	Kelsey Harris	2010-14	Jackie Myers	1974-78	Katie Whidden	2004-06
Courtenay Buchanan	1988-90	Christy Harrup	1984-85	N		Jami White	1995-00
Tierra Bumbrey	2004-08	Aiesha Harper	2008-12	Laurie Newman	1971-75	Ra'Shika White	2016-pres.
Shay Burnett	2014-pres.	Lakia Hayes	1995-98	Jade Nicholas	1979-83	Madison Wilder	2016-17
Ann Byrd	1984-88	Sue Henderson	1975-77	Courtney Nyborg	2000-04	Jessica Williams	2001-05
C		Nicole Heath	1997-98	O		Maxine Williams	2005-07
Annette Cain	1990-92	Janis Hepburn	1998-02	Gabby Oloye	2007-11	Lou Williamson	1977-81
Autumn Carter	2012-16	Nikki Herron	1997-99	Susan Overby	1981-84	Rhonda Wilson	1975-77
Paige Carver	1986-88	Rachel Hester	2006-08	P		Susan Wilson	1980-84
Laura Case	1989-93	Amy Hill	1995-00	Angie Padon	1988-90	Wanda Wilson	1973-75
Jayme Chikos	1999-03	Alice Holt	1971-72	Penny Page	1977-79	Brittany Winner	2003-04
Katanja Clapp	1983-87	Kitty Horton	1971-72	Nissa Pauley	1995-97	Janelle Wright	1994-95
Jennifer Clark	1989-90	Kallie Hovatter	2008-12	Sarah Percy	1996-97	Melody Wright	1999-00
Shannen Cochraham	2011-15	Lauren Hudson	2012-16	Sherri Pickard	1973-75	Y	
Sam Coffey	2011-15	Jeannie Hynes	1971-72	Faith Pitts	1982-84	Debbie Yow	1971-74
Mary Parker Coleman	1995-99	I		Susan Poplin	1979-80	Susan Yow	1972-75
Kate Collins	1971-72	Aisha Ibrahim	2004-06	Aline Presley	1987-88		
Shannon Conway	1986-87	Teddy Ireland	1972-76	Cynthia Price	1987-88		
Jane Cooper	1976-77	Tina Ireland	1975-77	R			
Rhonda Cooper	1979-80	J		Shannon Rannigan	1995-97		
Venessa Corbett	1978-82	Marleen Jansen	1984-85	Nicole Razor	2012-16		
Renate Costner	1980-84	Stella Jeffers	1978-80	Jenifer Rhodes	2013-17		
Urysla Cotton	2006-10	Candie Jennings	1985-86	Michelle Richardson	1993-94		
Lisa Cottrill	1992-95	Kristin Jividen	1989-93	Donna Roach	1975-79		
Lee Cummings	1977-78	Barbara Johnson	1986-90	Kary Rudesill	1978-79		
Ulaime Cummings	1993-97	Heather Johnson	1988-89	Lenaira Ruffin	2013-17		
D		Kim Johnson	1995-99	S			
Joyce Daniel	1973-77	Malaya Johnson	2014-pres.	Jane Sampson	1976-78		
Mackenzie Darrah	2014-16	Shellie Johnson	1996-00	Theresa Sandell	1984-86		
Tiffany Davis	2006-10	Cathy Jones	1982-85	Emily Sasser	2014-16		
Jennifer Dean	1978-81	Rasalynn Jones	2000-04	Alexandra Schafanek	2003-06		
Anna Dellapenta	2007-09	Sade Jordan	2004-05	Donna Schronce	1978-79		
Tashina DeVeaux	1996-01	Lynnice Joyner	1986-90	Jill Seawell	1987-89		
Cindy Dillon	1984-85	K		Lisa Sexton	1995-96		
Nuggie Dixon	1979-82	Paula Keaney	1987-88	Robyn Shipley	2004-06		
Myra Donkin	2005-06	Jennifer Kelly	1979-81	Tracy Shuford	1989-91		
E		Erica Keto	2008-12	Sandy Sikes	1972-74		
Diane Eberly	1971-73	Nikko King	2003-07	Candice Silas	2010-13		
Lynn Elliott	1988-89	Jaime Kosiba	1996-97	Jana Siler	1988-92		
Carolynne Erwin	1999-01	L		Michelle Simpson	1993-94		
Kelsey Evans	2009-13	Sandy Lawrie	1975-76	Carole Sitz	2007-08		
F		Loretta Lawson	1997-01	Carolyn Smith	1975-79		
Jessica Farmer	2012-16	Cindy Leach	1972-76	Kim Smith	1979-83		
Greer Fenton	1997-98	Letitia Lee	1992-93	Lori Smith	1979-82		
Janet Fleming	1976-79						

COACHING RECORDS

YEAR-BY-YEAR

KAY YOW (1971-75)

1971-72	5-11
1972-73	13-3
1973-74	20-1
1974-75	19-4
TOTAL	57-19

MARY JACKSON (1975-85)

1975-76	10-11
1976-77	9-13
1977-78	10-12
1978-79	16-9
1979-80	25-6
1980-81	29-4
1981-82	25-5
1982-83	14-12
1983-84	17-11
1984-85	10-16
TOTAL	165-99

JACKIE MYERS (1985-94)

1985-86	5-22
1986-87	14-14
1987-88	15-13
1988-89	11-17
1989-90	11-14
1990-91	11-14
1991-92	13-10
1992-93	11-13
1993-94	11-15
TOTAL	102-132

BRENDA PAUL (1994-2008)

1994-95	4-23
1995-96	17-10
1996-97	16-11
1997-98	12-14
1998-99	4-23
1999-00	14-15
2000-01	16-14
2001-02	15-13
2002-03	19-10
2003-04	17-12
2004-05	4-24
2005-06	12-16
2006-07	10-20
2007-08	12-20
TOTAL	172-225

KAREN BAREFOOT (2008-11)

2008-09	5-26
2009-10	12-19
2010-11	20-13
TOTAL	37-58

CHARLOTTE SMITH (2011-PRES.)

2011-12	16-14
2012-13	19-14
2013-14	15-16
2014-15	19-13
2015-16	18-13
2016-17	27-7
TOTAL	114-77

DIVISION I RECORDS

BRENDA PAUL (1999-2008)

1999-00	14-15
2000-01	16-14
2001-02	15-13
2002-03	19-10
2003-04	17-12
2004-05	4-24
2005-06	12-16
2006-07	10-20
2007-08	12-20
TOTAL	119-144

KAREN BAREFOOT (2008-11)

2008-09	5-26
2009-10	12-19
2010-11	20-13
TOTAL	37-58

CHARLOTTE SMITH (2011-PRES.)

2011-12	16-14
2012-13	19-14
2013-14	15-16
2014-15	19-13
2015-16	18-13
2016-17	27-7
TOTAL	114-77

BY TOTAL WINS

OVERALL

Brenda Paul	172
Mary Jackson	165
Charlotte Smith	114
Jackie Myers	102
Kay Yow	57
Karen Barefoot	37
TOTAL	647

DIVISION I

Brenda Paul	119
Charlotte Smith	114
Karen Barefoot	37
TOTAL	270

BY WINNING PCT.

OVERALL

Kay Yow (57-19)	.750
Mary Jackson (165-99)	.625
Charlotte Smith (114-77)	.597
Jackie Myers (102-132)	.435
Brenda Paul (172-225)	.433
Karen Barefoot (37-58)	.389
TOTAL	.515

DIVISION I

Charlotte Smith (114-77)	.597
Brenda Paul (119-144)	.452
Karen Barefoot (37-58)	.389
TOTAL	.492



ATTENDANCE RECORDS

TOP 20 ATTENDED HOME GAMES (SINCE 1998-99)

ATTENDANCE	DATE	OPPONENT	RESULT
1,412	January 20, 2017	James Madison	L, 70-76
1,234	March 1, 2017	UNCW	W, 82-48
1,123	March 2, 2013	Davidson	W, 72-56
1,071	February 19, 2011	Samford	L, 80-83
1,054	January 15, 2017	Drexel	W, 75-65
983	November 14, 2016	Rutgers	W, 66-54
881	November 18, 2005	North Carolina A&T	W, 75-70
850	December 2, 1998	UNCG	L, 65-83
838	December 14, 2014	Vanderbilt	L, 66-50
831	February 19, 2017	William & Mary	W, 70-47
826	February, 22, 2014	Wofford	W, 82-59
789	January 24, 2011	Appalachian State	L, 54-67
774	February 8, 2003	Charleston Southern	W, 87-73
754	January 29, 2009	Southern Virginia	W, 74-33
749	January 28, 2010	Southern Virginia	W, 83-32
737	February 2, 2000	Radford	W, 66-57
723	January 27, 2011	Southern Virginia	W, 78-45
716	November 26, 2016	Wake Forest	L, 68-78
677	February 12, 2011	Wofford	W, 73-60
658	February 8, 2014	Georgia Southern	W, 85-60
652	January 24, 2007	Longwood	W, 48-39

AVERAGE ATTENDANCE

SEASON	AVERAGE	HIGHEST ATTENDED GAME
1998-99	317	850
1999-00	267	737
2000-01	169	354
2001-02	313	528
2002-03	332	774
2003-04	286	409
2004-05	298	488
2005-06	270	881
2006-07	219	652
2007-08	259	650
2008-09	293	754
2009-10	395	749
2010-11	501	1,071
2011-12	413	637
2012-13	470	1,123
2013-14	461	826
2014-15	452	838
2015-16	503	650
2016-17	899	1,412

WOMEN'S BASKETBALL IN THE ELON HALL OF FAME

INDUCTED SEPT. 2013

Holly Andrews (2002)

INDUCTED NOV. 2002

Renate' Costner (1984)

INDUCTED OCT. 1991

Theresa Ireland Baxter (1976)

INDUCTED SEPT. 2012

Lakia Hayes (1998)

INDUCTED NOV. 1996

Donna R. Trollinger (1986)

INDUCTED SEPT. 1990

Jacquelyn M. Myers (1978)

INDUCTED SEPT. 2008

Tracy Shuford (1994)

INDUCTED OCT. 1994

Lou Williamson (1981)

INDUCTED OCT. 1986

Sandra Kay Yow (1975)

INDUCTED SEPT. 2005

Laura Case Beatty (1993)

INDUCTED OCT. 1993

Susan Yow (1975)

INDUCTED OCT. 2004

Katie McGrath Breaux (1995)

INDUCTED OCT. 1992

Venessa R. Corbett (1982)